



PRESENTED BY



# 2018-19 **MEDIA GUIDE**

**ALL EYES NORTH**




## THE COURTS AT MAYO CLINIC SQUARE

In June 2015, the Timberwolves opened their state-of-the-art training center that features cutting-edge technology and equipment. At 107,000 sq. ft., the facility is twice the size of the average NBA training center and continues to play a significant role in recruiting free agents and giving players the ability to develop to their full potential.

The facility, a \$25 million all private investment, is home to the team's training center, basketball and business operations, the Mayo Clinic Sports Medicine Center and the Timberwolves and Lynx Basketball Academy. Occupying the third and fourth floors of Mayo Clinic Square in downtown Minneapolis, the facility includes expanded training areas and two basketball courts, with the Timberwolves and Lynx each having a primary court.

The team's medical provider, the world-renowned Mayo Clinic, operates a sports medicine center directly connected to the courts, giving players convenient access to one of the most sophisticated and respected medical systems in the world.





### FACILITY BY THE NUMBERS:

107,000 total square feet. Finished spaces include:

- 52,000 sq. ft. Timberwolves and Lynx basketball operations
- 23,000 sq. ft. Timberwolves and Lynx corporate headquarters
- 20,000 sq. ft. Mayo Clinic Sports Medicine Center
- 7,500 sq. ft. Mayo Clinic and Timberwolves & Lynx shared space

### PLAYER/TEAM AMENITIES:

- Three plunge treatment pools and one therapy pool
  - Consist of more than 8,400 gallons of water
- Three steam rooms and two saunas
- Five locker rooms and two film rooms
- 9 ft. doors and 8 ft. showerheads to accommodate tall athletes
- Player lounge and nutrition center
- 24/7, 365 access to the court and training areas







## TARGET CENTER RENOVATION

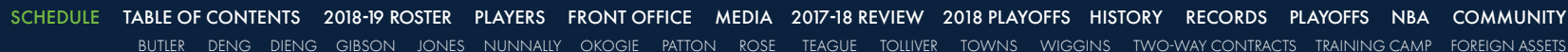
The \$145 million renovation of Target Center was officially completed on October 12, reopening just in time for the 2017-18 season. Now equipped with world-class amenities, Target Center is ready to welcome fans back with an entirely new and improved game-day experience.

Renovation highlights include a state-of-the-art scoreboard, all-new premium and hospitality spaces, refreshed concourses, upgraded concessions, a brand-new box office lobby, additional entry points, a five-story glass atrium, redesigned court, new seats, updated restrooms, upgraded sound system, all digital signage and additional locations for fans to gather.

Target Center is a city-owned community asset that has been open for 27 years. It is the 6th busiest building in the nation and the 17th busiest in the world, hosting 200+ events and over one million visitors annually.



**TARGET CENTER**  
**RENOVATION**  
YOUR EXPERIENCE REIMAGINED







## TABLE OF CONTENTS

### PLAYERS

2018-19 Roster.....	7
Keita Bates-Diop.....	8
Jimmy Butler.....	10
Luol Deng.....	14
Gorgui Dieng.....	18
Taj Gibson.....	21
Tyus Jones.....	24
James Nunnally.....	27
Josh Okogie.....	29
Justin Patton.....	31
Derrick Rose.....	33
Jeff Teague.....	37
Anthony Tolliver.....	41
Karl-Anthony Towns.....	44
Andrew Wiggins.....	47
Two-Way Contracts.....	50
Training Camp Invites.....	51
Foreign Assets.....	52

### FRONT OFFICE

Staff Directory.....	54
Glen Taylor & Limited Partners.....	56
Ethan Casson.....	57
Tom Thibodeau.....	58
Scott Layden.....	59
Assistant Coaches.....	60
Basketball Staff.....	61
Training Staff & Team Doctors.....	63
Executive Staff.....	65
Vice Presidents.....	67
Staff Headshots.....	70
Iowa Wolves/T-Wolves Gaming.....	76
Ticket Information.....	77
Target Center/AEG Directory.....	78
Timberwolves Entertainment.....	79

### MEDIA

Communications Staff.....	81
Media Information & Traveling Media.....	82
TV Broadcast Team.....	83
Radio Broadcast Team.....	84

### 2017-18 REVIEW

Roster/Final Statistics.....	86
Game-By-Game Results.....	87
Season Summary.....	88
Game-By-Game Statistics.....	89
Season Superlatives.....	90
Top Individual Performances.....	91
Individual Highs.....	92

### 2018 PLAYOFFS

2018 Player Postseason Statistics.....	95
2018 Playoffs vs. Houston.....	96

### HISTORY

2016-17 Season Review.....	98
2015-16 Season Review.....	100
2014-15 Season Review.....	102
2013-14 Season Review.....	104
2012-13 Season Review.....	106
2011-12 Season Review.....	108
2010-11 Season Review.....	110
2009-10 Season Review.....	112
2008-09 Season Review.....	114
2007-08 Season Review.....	116
2006-07 Season Review.....	118
2005-06 Season Review.....	120
2004-05 Season Review.....	122
2003-04 Season Review.....	124
2002-03 Season Review.....	126
2001-02 Season Review.....	128
2000-01 Season Review.....	130
1999-00 Season Review.....	132
1998-99 Season Review.....	134
1997-98 Season Review.....	136
1996-97 Season Review.....	138
1995-96 Season Review.....	140
1994-95 Season Review.....	142
1993-94 Season Review.....	144
1992-93 Season Review.....	146
1991-92 Season Review.....	148
1990-91 Season Review.....	150
1989-90 Season Review.....	152
Former Player Statistics.....	154
All-Time Jersey Numbers.....	197
Retired Numbers.....	198
All-Time College Roster.....	199
Wolves Draft History.....	200
Wolves Transactions.....	201
Wolves History.....	215
Team Name & Logo History.....	224

### RECORDS

Wolves Individual Records.....	226
Wolves Team Highs.....	228
Wolves Team Lows.....	229
Wolves Rookie Records.....	230
Opponent Individual Records.....	231
Opponent Team Highs.....	232
Opponent Team Lows.....	233
Target Center Records.....	234
Two-Team Records.....	236
Wolves Honor Roll.....	237

### RECORDS (CONTINUED)

Wolves Among League Leaders.....	238
Miscellaneous Records.....	239
Year-By-Year Leaders.....	245
Individual Season Highs.....	248
Career Leaders.....	249
All-Time vs. NBA.....	250
All-Time Games.....	252
All-Time Leaders vs. Wolves.....	253
Head Coaching Records.....	254
Attendance.....	255

### PLAYOFFS

Wolves Individual Playoff Records.....	257
Wolves Team Playoff Highs/Lows.....	259
Opponent Individual Playoff Records.....	260
Opponent Team Playoff Highs/Lows.....	262
2004 Playoffs vs. Los Angeles.....	263
2004 Playoffs vs. Sacramento.....	264
2004 Playoffs vs. Denver.....	265
2003 Playoffs vs. Los Angeles.....	266
2002 Playoffs vs. Dallas.....	267
2001 Playoffs vs. San Antonio.....	268
2000 Playoffs vs. Portland.....	269
1999 Playoffs vs. San Antonio.....	270
1998 Playoffs vs. Seattle.....	271
1997 Playoffs vs. Houston.....	272
Individual Career Playoff Statistics.....	273

### NBA

Team Directories.....	275
NBA Directory/NBA Key Dates & Terms.....	304
2017-18 NBA Standings/Awards.....	305
2017-18 NBA Leaders.....	306
2018 NBA Draft Results.....	307
G League Directory.....	308
2017-18 G League Standings/Awards.....	309
2017-18 G League Leaders.....	310
NBA Cares.....	311

### COMMUNITY

FastBreak Foundation.....	313
Community Events.....	314

## 2018-19 CREDITS

### EXECUTIVE EDITOR

Alex King

### EDITORIAL CONTRIBUTORS

Aaron Seehusen  
Dan Bell  
Aaron Freeman  
Sara Perez

### ART DIRECTION & DESIGN

Lauren Kuznia

### VP OF COMMUNICATIONS

Brad Ruiter

### VP OF MARKETING

Lindsay Milne

### DIRECTOR OF CREATIVE SERVICES

Henry Moore

### PHOTOGRAPHY

David Sherman

© 2018 Minnesota Timberwolves

All NBA and team insignia depicted in this publication are the property of NBA Properties, Inc. and the respective teams of the NBA and may not be reproduced for commercial purposes without the prior written consent of NBA Properties, Inc.

The information contained in this publication was compiled by the Minnesota Timberwolves and is provided as a courtesy to our fans and the press and may be used only for personal or editorial purposes. Any commercial use of this information is prohibited without the prior written consent of the Minnesota Timberwolves.



**PLAYERS**





## 2018-19 TIMBERWOLVES TRAINING CAMP ROSTER

NO	PLAYER	POS	HT	WT	BIRTHDATE	PRIOR TO NBA/FROM	YRS
33	Keita Bates-Diop	F	6-9	229	01/23/96	Ohio State/USA	R
23	Jimmy Butler	G/F	6-8	232	09/14/89	Marquette/USA	7
9	Luol Deng	F	6-9	237	04/16/85	Duke/South Sudan	14
5	Gorgui Dieng	C	6-11	252	01/18/90	Louisville/Sénégal	5
67	Taj Gibson	F	6-9	232	06/24/85	USC/USA	9
13	Darius Johnson-Odom	G	6-2	204	09/28/89	Marquette/USA	2
1	Tyus Jones	G	6-2	196	05/10/96	Duke/USA	3
7	James Nunnally	F	6-7	208	07/14/90	UCSB/USA	1
20	Josh Okogie	G	6-4	212	09/01/98	Georgia Tech/Nigeria	R
24	Justin Patton	C	7-0	241	06/14/97	Creighton/USA	1
25	Derrick Rose	G	6-3	200	10/04/88	Memphis/USA	9
6	Jonathan Stark	G	6-0	179	05/23/95	Murray State/USA	R
0	Jeff Teague	G	6-2	195	06/10/88	Wake Forest/USA	9
3	Jared Terrell*	G	6-3	227	02/10/95	Rhode Island/USA	R
43	Anthony Tolliver	F	6-8	250	06/01/85	Creighton/USA	10
32	Karl-Anthony Towns	F/C	7-0	248	11/15/95	Kentucky/USA	3
22	Andrew Wiggins	F	6-8	194	02/23/95	Kansas/Canada	4
12	C.J. Williams*	G	6-5	226	02/06/90	North Carolina State/USA	1

\* Two-way contract

**HEAD COACH** Tom Thibodeau (Salem State)

**ASSISTANT COACHES** Malik Allen (Villanova)  
 Andy Greer (SUNY-Brockport)  
 Larry Greer (Northeastern)  
 Ed Pinckney (Villanova)  
 Ryan Saunders (Minnesota)

**HEAD ATHLETIC TRAINER** Gregg Farnam (St. Cloud State)

### NUMERICAL ROSTER

0	Jeff Teague	20	Josh Okogie
1	Tyus Jones	22	Andrew Wiggins
3	Jared Terrell	23	Jimmy Butler
5	Gorgui Dieng	24	Justin Patton
6	Jonathan Stark	25	Derrick Rose
7	James Nunnally	32	Karl-Anthony Towns
9	Luol Deng	33	Keita Bates-Diop
12	C.J. Williams	43	Anthony Tolliver
13	Darius Johnson-Odom	67	Taj Gibson

### PRONUNCIATION GUIDE

Keita Bates-Diop	KAY-tah Bates DEE-opp
Gorgui Dieng	GOR-ghee Jeng
Luol Deng	Lu-owl Dang
Josh Okogie	Josh oh-KO-ghee
Tom Thibodeau	THIB-uh-doh

### HOW THE WOLVES WERE BUILT

*A breakdown of Minnesota's 2018 training camp roster:*

June 27, 2013 – Gorgui Dieng, acquired via trade from Utah  
 Aug. 23, 2014 – Andrew Wiggins, acquired via trade from Cleveland  
 June 25, 2015 – Karl-Anthony Towns, NBA Draft (1st round, 1st overall)  
 June 25, 2015 – Tyus Jones, acquired via trade from Cleveland  
 June 22, 2017 – Jimmy Butler, acquired via trade from Chicago  
 June 22, 2017 – Justin Patton, acquired via trade from Chicago  
 July 10, 2017 – Jeff Teague, signed as unrestricted free agent  
 July 10, 2017 – Taj Gibson, signed as unrestricted free agent  
 June 21, 2018 – Josh Okogie, NBA Draft (1st round, 20th overall)  
 June 21, 2018 – Keita Bates-Diop, NBA Draft (2nd round, 48th overall)  
 July 4, 2018 – Derrick Rose, signed as unrestricted free agent  
 July 5, 2018 – Jared Terrell, signed as unrestricted free agent to two-way contract  
 July 9, 2018 – Anthony Tolliver, signed as unrestricted free agent  
 July 31, 2018 – C.J. Williams, signed as unrestricted free agent to two-way contract  
 August 8, 2018 – James Nunnally, signed as unrestricted free agent  
 September 10, 2018 – Luol Deng, signed as unrestricted free agent  
 September 24, 2018 – Darius Johnson-Odom, signed as unrestricted free agent  
 September 24, 2018 – Jonathan Stark, signed as unrestricted free agent

# KEITA BATES-DIOP

**33** | FORWARD

**HEIGHT:**

6-9

**WEIGHT:**

229 lbs

**BIRTHDATE:**

January 23, 1996 in Bloomington, Illinois

**COLLEGE:**

Ohio State

**HIGH SCHOOL:**

University High School (Normal, Illinois)

**EXPERIENCE:**

Rookie

**ACQUIRED:**

Via 2018 NBA Draft (June 21, 2018)

**DRAFTED:**

2018, 2nd round (48th overall) by the Minnesota Timberwolves







## NBA CAREER NOTES

Signed by Minnesota on July 7, 2018... Selected by the Minnesota Timberwolves in the 2nd round (48th overall) of the 2018 NBA Draft.

## COLLEGE NOTES

Finished his collegiate career after being named the 2018 Big Ten Player of the Year by media and coaches... **2017-18 (Ohio State)**: Led the Big Ten in scoring (19.8 ppg) and was second in rebounding (8.7 rpg)... Finished fifth in the conference in blocks (1.6 bpg)... Named a consensus 2017-18 Second Team All-American... Top-five finalist for the 2017-18 Julius Erving Award, honoring the top small forward in the nation... Finalist for the Wooden Award and semifinalist for the Naismith Player of the Year... **2016-17 (Ohio State)**: Missed the final 18 games of the season due to a stress fracture in his left leg... **2015-16 (Ohio State)**: Started all 33 games for Ohio State, averaging 11.8 points (2nd on the team) and 6.4 rebounds per game... Tallied five double-doubles... Blocked 41 shots, a total that ranked third on the team... **2014-15 (Ohio State)**: Averaged 9.9 minutes per game in 33 games off the bench, averaging 3.8 points and 2.1 rebounds per game... Shot 46.2% from three-point range.

## HIGH SCHOOL NOTES

Attended University High School in Normal, Illinois... Three-time First Team All-State (Class 3A) selection by the Associated Press... As a senior, led the team as it extended its conference winning streak to 42 games and its third-consecutive Corn Belt Conference championship... Averaged 18.4 points, 6.7 rebounds, 2.4 blocks and shot 52% from the field as a junior in 2013.

## PERSONAL NOTES

Born January 23, 1996 in Bloomington, Illinois... Son of Richard and Wilma Bates... Has one brother, Kai... Father, Richard, played basketball at Creighton from 1979-83, including two seasons under NBA legend Willis Reed... Diop was added to Keita's last name at birth because of his father's admiration for Cheikh Anta Diop, a well-regarded Senegalese scientist and anthropologist.

## SOCIAL MEDIA

Twitter: @KBD\_33  
Instagram: keitabd

# JIMMY BUTLER

**23** | GUARD-FORWARD

**HEIGHT:**

6-8

**WEIGHT:**

232 lbs

**BIRTHDATE:**

September 14, 1989 in Houston, Texas

**COLLEGE:**

Marquette

**HIGH SCHOOL:**

Tomball High School (Tomball, Texas)

**EXPERIENCE:**

7 years

**ACQUIRED:**

Via trade from Chicago (June 22, 2017)

**DRAFTED:**

2011, 1st round (30th overall) by the Chicago Bulls







## 2017-18 NBA SEASON (MINNESOTA)

Concluded his seventh season in the NBA and first with Minnesota... Started 59 games, with the Wolves going 37-22 (.627) in those... Named to the NBA All-Defensive Second Team and All-NBA Third Team... Returned to action Apr. 6 at the L.A. Lakers, having missed 17 games after undergoing surgery on Feb. 25 to repair a meniscal injury in his right knee suffered Feb. 23 at Houston... Was also sidelined for four games (Jan. 20-25) with a sore right knee and two (Oct. 24-25) due to illness... Ranked 15th in scoring (22.2 ppg), 29th in assists (4.9 apg) and 4th in steals (a career-best 1.97 spg) while adding 5.3 rpg in 36.7 mpg (3rd in the NBA)... Shot a career-high 47.4% from the field, 35.0% (70-for-200) from three-point distance and 85.4% from the FT line, the latter figure good for 25th in the league... Led the Wolves with 31 points in the Apr. 11 win vs. Denver, his 11th 30+ effort of the year and the 40th of his career... Dressed but did not play in the All-Star Game on Feb. 18 in Los Angeles; it was his fourth straight All-Star nod... Poured in 38 points Feb. 9 at Chicago, his career-high third consecutive 30+ effort; he played a season-high 46:28 Feb. 7 at Cleveland... Dished nine assists Jan. 8 vs. Cleveland, part of his 10th career 3x8 outing (pts/reb/ast)... Set a club record by scoring 12 of his season-high 39 points in OT Dec. 27 vs. Denver... Pumped in 38 points Dec. 12 vs. Philadelphia; his career-high 33 FG attempts equal the club single-game record... Netted 20 of his 33 points in the 4th quarter vs. the L.A. Clippers on Dec. 3, becoming the 14th player in team history to score 20+ in a quarter... Dealt a season-best 10 assists Nov. 28 vs. Washington and hauled in his 2000th career rebound Nov. 20 at Charlotte... Collected 26 points, 10 rebounds and five steals Nov. 19 vs. Detroit, becoming the third player in Wolves history (with Tom Gugliotta and Kevin Garnett) to record a 25+ pt/10+ reb/5+ stl game... Dished 10 assists Nov. 13 at Utah, part of his ninth career 20+ point/10+ assist effort.

## NBA CAREER NOTES

Acquired by the Timberwolves via trade with Chicago along with the draft rights to Justin Patton (16th overall pick) in exchange for Zach LaVine, Kris Dunn and the draft rights to Lauri Markkanen (7th overall)... Re-signed by the Bulls to a multi-year contract extension on July 9, 2015... Selected in the first round (30th overall) by the Chicago Bulls in the 2011 NBA Draft on June 23, 2011... **2016-17 (Chicago):** Played in 76 games (75 starts) and averaged career highs across the board with 23.9 ppg (14th), 6.2 rpg, 5.5 apg (T-23rd), 1.88 spg (5th) in 37.0 mpg (T-4th)... Shot 45.5% from the field, 36.7% from three and 86.5% (20th) from the free throw line... Notched his second triple-double of the season and fourth of his career (19p/10r/10a) on Apr. 6 at Philadelphia... Became the first Bull to record back-to-back seasons with multiple triple-doubles since Joakim Noah in 2012-13 and 2013-14... Recorded double-doubles in four games in a row from Mar. 21-26 for the first time in his career and had 15 total double-doubles... Set career-high with 14 assists on Mar. 26 at Milwaukee... Tied season-high 44 minutes played in OT game at Toronto on Mar. 21... Posted first triple-double of the season on Feb. 25 at Cleveland (18p/10r/10a)... Shot 18-of-20 from the foul line on Jan. 7 vs. Toronto, and two games earlier (Jan. 2 vs. Charlotte) he shot 21-of-22; he is the third player in NBA history – along with Dwyane Wade and Kevin Durant – to attempt 20+ free throws and make at least 90% of them twice in a three-game span... Set season high for scoring with 52 points to go along with 12 rebounds (tied season high), six assists, three steals and one block vs. Charlotte (Jan. 2); 15 FGM and 21 FTM in the game both tied career highs... Scored 40 points and hit the game-winner vs. Brooklyn (Dec. 28)... Scored 20+ points in 15 consecutive games from Nov. 7 to Dec. 6, a career-long streak and the longest by a Bull since Michael Jordan in the 1995-96 season (24 straight); also just the third Bull, along with Jordan and Bob Love, to post 15 consecutive games with 20+ points... On Nov. 12 vs. Washington posted 37 points, eight rebounds and nine assists in the game; only the third time a Bull has notched those numbers in a single game (Michael Jordan 13 times; Scottie Pippen twice)... Tallied career-high-tying six steals on Nov. 9 after recording four steals the game before on Nov. 7... Grabbed a season-high 12 rebounds three times: at Portland on Nov. 15, at Utah on Nov. 17 and vs. Charlotte on Jan. 2... Had five games of 40+ points in the regular season, which tied for fifth-most in the league... 55 games with 20+ points are the most in a season in his career... 25 games with 10+ FTM ranked third in the NBA... Posted 143 steals this season and became the fourth Bull in the last 25 years to have at least 140 steals in a season... Eastern Conference Player of the Week three times for games played Mar. 26-Apr. 2, Nov. 14-20 and Jan. 2-8... Did not start on Jan. 27 due to conduct detrimental to the team... Missed six games due to injury – two to illness and four to a right heel contusion... On the inactive list twice... **2015-16 (Chicago):** Appeared in 67 games (all starts) and averaged a team-high 20.9 ppg (T-16th in the NBA), 5.3 rpg, 4.8 apg and 1.64 spg in 36.9 mpg (3rd)... Shot 45.4% from the field, 31.2% from behind the arc and 83.2% from the line... Led the team in scoring a team-high 31 times, in assists a team-high 29 times, in boards three times and in minutes a team-high 55 times... Scored 10+ points 62 times, including 36 games with 20+ points and seven games with 30+ points... Earned his second NBA All-Star bid as a reserve on the East squad but did not play due to injury... Recorded second career triple-double vs. Philadelphia on Apr. 13 (10p/12r/10a)... Notched first career triple-double vs. Detroit on Apr. 2 with 28 points, career-high 17 rebounds and career-high 12 assists... Finished with a career-best 53 points and 21 FTM at Philadelphia on Jan. 14 - first Bull to score 53 in a game since Michael Jordan in 1996... Dished 10 assists vs. Boston on Jan. 7 after also posting 10 dimes on Jan. 5 vs. Milwaukee – the first time in his career he's had back-to-back games with 10+ assists... Also the second time in

his career posting back-to-back double-doubles (19 pts/10 ast vs. Boston on Jan. 7 and 32 pts/10 ast vs. Milwaukee on Jan. 5)... Scored 40 of his 42 points at Toronto on Jan. 3 in the second half, surpassing Michael Jordan's Bulls record for most points in a half (39 on Feb. 16, 1989); his 15 FGM in that game were a career high (tied on Jan. 14 at Philadelphia)... Scored 43 points on Dec. 18 vs. Detroit (4OT)... Set a career high for first-quarter scoring on Nov. 5 vs. Oklahoma City with 21 points... His 81.8% FG% (9-for-11) at Brooklyn on Oct. 28 was the second-highest of his career when attempting at least 10 shots (10-for-12 on Apr. 9, 2013)... Hit his 1,000th career field goal on Nov. 3 at Charlotte... Streak of 10 games with 4+ assists from Dec. 19 at New York to Jan. 7 vs. Boston was the longest of his career... Streak of 44 games with at least one steal from Mar. 28, 2015 to Jan. 11, 2016 was the longest of his career (prev. 27) and is the second-longest for the Bulls in the last 30 years... Missed 13 games due to a left knee strain from Feb. 6-Mar. 2, and Mar. 7-10... Had 10 double-doubles this season (including two triple-doubles) – surpassed his previous season-high of five in 2013-14... **2014-15 (Chicago):** Appeared in 65 games (all starts) and averaged a team-high 20.0 ppg (15th in the NBA), 5.8 rpg, 3.3 apg and 1.75 spg (10th) in 38.7 mpg (1st)... shot 46.2% from the field, 37.8% from behind the arc and 83.4% from the line... Led the team in scoring a team-high 29 times, in assists 16 times, in boards four times and in minutes 58 times... He scored 10+ points 60 times, including 34 games with at least 20 points and seven games with 30+ points... Posted four double-doubles... Recorded career highs in rebounds, 3P% and free-throw shooting... Earned his first NBA All-Star bid as a reserve on the East squad; he finished with six points, two steals, one rebound and one assist in 9:13 on All-Star Sunday in New York... Posted 28 points and a season-high 12 boards vs. Minnesota on Feb. 27... Scored 30 points to go along with five boards and five assists at Detroit on Feb. 20... Posted 20 points, 5 rebounds and a career-high-tying six steals at Orlando on Feb. 8... Tied his then-career high with 35 points (9-17 FG, 16-18 FT) and added seven boards and three steals at L.A. Lakers on Jan. 29... Scored 22 points and added a career-best six steals at Boston on Jan. 16... Dished out a then-career-high 10 assists vs. Milwaukee on Jan. 10... Posted 33 points and five boards vs. New Orleans on Dec. 27... Scored a then-career-high 35 points on 11 field goals vs. New York on Dec. 19... Missed a total of 17 games (two games with a left thumb sprain: Oct. 29-31; one game on bereavement leave: Jan. 3; one game due to illness: Jan. 27; one game with a right shoulder strain: Feb. 12; 11 games with a left elbow sprain; one game with a left calf injury: Apr. 9)... Spent 15 games on the team's Inactive List... **2013-14 (Chicago):** Played in 67 games (all starts) and posted 13.1 ppg, 4.9 rpg, 2.6 apg and 1.90 spg (4th in the NBA) and a career-high 38.7 mpg (1st in the NBA)... Shot 39.7% from the field, 28.3% from behind the arc and 76.9% from the line... Scored in double digits 54 times, including six games with 20+ points... Led the Bulls in minutes a team-high 42 times, in scoring seven times and in assists four times... Posted five games with 10+ rebounds and five double-doubles... Tallied 12 points, four rebounds, four assists and tied a then-career-high with five steals in 47:55 at Charlotte on Apr. 16... Tallied his fifth double-double with 16 points and 11 rebounds, also posted a team-high four steals vs. Miami on Mar. 9... Notched his third double-double of the season with 12 points and a season-high 13 boards vs. Atlanta on Feb. 11... Set a franchise record when he played 60:20 in triple-overtime game at Orlando on Jan. 15 and finished with 21 points, seven boards and a then-career-high tying six assists... Scored a season-high 26 points (12-14 FT) at Memphis on Dec. 30... Tallied his first double-double of the season with 11 points and 10 boards vs. New York on Oct. 31... Posted 20 points and a then-career-high-tying five steals at Miami on Oct. 29... Missed 11 games (Nov. 21-Dec. 11) with a right toe injury, one game (Dec. 21) with a right ankle injury, one game (Jan. 11) with a left thigh injury and two games (Feb. 23-25) with a rib injury... Appeared on Chicago's Inactive List six times due to injury... **2012-13 (Chicago):** Appeared in all 82 games (20 starts) and averaged 8.6 ppg, 4.0 rpg, 1.4 apg and 0.95 spg in 26.0 mpg, and shot 46.7% from the field, 38.1% from beyond the arc and 80.3% from the line... In 20 starts, averaged 14.5 ppg, 7.1 rpg, 2.7 apg, and 1.80 spg in 43.2 mpg, and shot 45.7% from the field, 45.8% from 3-point territory and 77.6% from the stripe... In 41 games after the season's halfway point, he averaged 11.1 ppg, 5.0 rpg, 1.9 apg and 1.30 spg in 32.7 mpg, and shot 45.8% from the field, 42.5% from three and 77.3% from the free-throw line... Scored in double-digits 29 times, including four games with 20+ points... Had five games with double-digit rebounds and three double-doubles... Led the Bulls in scoring five times and in rebounding once... Scored a then-career-high 28 points (10-12 FG, 3-3 3FG, 5-6 FT) vs. Toronto on Apr. 9... Recorded his first career 20/10 game with 22 points and a career-high 14 rebounds against New York on Apr. 11... Scored 16 points and had a then-career-high 5 steals against Detroit on Mar. 31... Had his first career 20+ point game with 20 at Indiana on Mar. 3... Made his first career start against Memphis on Jan. 19 and scored 18 points with 8 rebounds... **2011-12 (Chicago):** Appeared in 42 games and averaged 2.6 ppg and 1.3 rpg in 8.5 mpg, and shot 40.5% from the field and 76.8% from the line... Tied his season high with 12 points and added 4 boards and 2 assists in 28:35 vs. Cleveland on Apr. 26... Scored a season-high 12 points (3-3 FG, 6-6 FT) and grabbed 3 rebounds in 12:00 at Atlanta on Jan. 7... Tallied 2 points and 2 rebounds in his NBA debut vs. Memphis on Jan. 1... Recorded 23 DNP-CDs.

## PLAYOFF NOTES

In 43 career playoff games, has averaged 16.7 ppg and 5.3 rpg in 37.8 mpg... **2018 (Minnesota):** Appeared in all five games, averaging 15.8 points, 6.0 rebounds and 4.0 assists in 34.0 minutes per game... Scored a team-high 28



points on 10-of-19 shooting in Minnesota's Game 3 win... **2017 (Chicago):** Appeared in six games (all starts) and averaged 22.7 ppg on 42.6% shooting, 7.3 rpg, 4.3 apg and 1.7 spg in 39.8 mpg... Scored 20+ points four times, including tallying 30+ points twice... **2015 (Chicago):** Appeared in 12 games (all starts) and averaged 22.9 ppg on 44.1% shooting, 5.6 rpg, 3.2 apg and 2.4 spg in 42.2 mpg... Shot 38.9% from 3-point land and 81.9% from the foul line... Recorded a postseason career-high 33 points at Milwaukee on Apr. 25... Tallied a postseason career-high five steals vs. Cleveland on May 8... Scored 31 points and grabbed nine rebounds in Game 2 vs. Milwaukee on Apr. 20... Logged a double-double (20 pts/10 reb with six ast) in Game 1 at Cleveland on May 4... Finished with 29 points and 9 rebounds in Game 5 at Cleveland on May 12... Scored 20+ points in nine contests and 30+ points twice in the playoffs... **2014 (Chicago):** Appeared in five games (all starts) and posted 13.6 ppg on 38.6% shooting, 5.2 rpg, 2.2 apg and 1.20 spg in 43.5 mpg... **2013 (Chicago):** Started all 12 games and averaged 13.3 ppg, 5.2 rpg, 2.7 apg, 1.25 spg, 0.50 bpg, 40.8 mpg, 43.5% from the field, 40.5% from behind the arc and 81.8% from the stripe... Played in 48:00 in five games, including three straight (May 2-6)... Recorded 21 points, 14 rebounds and 3 assists in 48:00 in Chicago's Game 1 win in the Conference Semifinals at Miami on May 6... **2012 (Chicago):** Played a total of 3 minutes in three playoff games.

## INTERNATIONAL NOTES

Member of the 2016 U.S. Olympic Men's Basketball Team that went 8-0 to capture a third-straight Olympic gold medal in Rio de Janeiro, Brazil... Averaged 5.6 ppg, 2.5 rpg and 1.4 apg while connecting on 34.2% from the floor and 94.4% from the free throw line... Member of the 2016 USA National Team that finished its pre-Olympic tour with a 5-0 record... Averaged 4.2 ppg, 4.2 rpg, 1.2 apg and tied for a team-high 1.6 spg... Named a member of the 2016 U.S. Olympic Men's Basketball Team on June 27, 2016. Named to the 2015-16 USA Basketball National Team on Aug. 6, 2015... Selected as a member of the 2014 USA Select Team, but was unable to participate because of an injury.

## COLLEGE NOTES

A three-year letterwinner at Marquette, he played in 106 games (69 starts) for the Golden Eagles and averaged 12.0 ppg, 5.5 rpg, 1.7 apg and 1.08 spg... For his career, he shot 50.8% from the field, 38.3% from behind the arc and 77.3% from the line... Was a two-time All-Big East Honorable Mention selection... He left Marquette as one of 19 players in school history to post at least 1,000 points (1,277) and 500 rebounds (579)... Prior to his arrival at Marquette, he earned NJCAA Honorable Mention All-America honors at Tyler (Texas) Junior College in 2007-08... He was a first-team all-region selection and he guided the team to its first outright league title in 21 years... **2010-11 (Marquette):** During his senior season at Marquette, became the 42nd player in school history to score 1,000 career points when he made his first basket of the night vs. Connecticut (1/25/11) en route to 21 points and 8 rebounds... Appeared in 37 games (35 starts) and averaged 15.7 ppg, 6.1 rpg, 2.3 apg, 1.0 spg, 34.6 mpg and shot 49.0% from the field, 38.3% from 3-point range and 78.3% from the stripe... **2009-10 (Marquette):** Named MU's Most Improved Player... Made 34 appearances (all starts), and posted averages of 14.7 ppg, 6.4 rpg, 2.0 apg, 1.32 spg, 34.3 mpg and shot 53.0% from the floor, 50.0% from downtown and 76.6% from the line... **2008-09 (Marquette):** In 35 appearances off of the bench, posted 5.6 ppg and 3.9 rpg in 19.6 mpg and shot 51.4% from the field and 76.8% from the free throw line... He also earned MU's "Super Sub" Award following his first season on campus at Marquette... **2007-08 (Tyler Junior):** As a freshman at Tyler Junior College, he averaged 18.1 ppg (third in the league), 7.7 rpg, 3.1 apg and shot 54.8% from the field and 42.2% from behind the arc... He helped lead the Apaches to a record of 25-4 and a national ranking of 10th in the country (NJCAA) in 2007-08.

## PERSONAL NOTES

Born on September 14, 1989 in Tomball, Texas... Full name is Jimmy Butler III... Majored in Communication Studies... Was a two-year letterwinner at Tomball High School and earned first-team all district his senior season when he averaged 19.9 ppg and 8.7 rpg... Finalist for the J. Walter Kennedy Citizenship Award in 2017.

## SOCIAL MEDIA

Twitter: @JimmyButler  
Instagram: jimmybutler  
Facebook: JimmyButler



## CAREER HIGHS

Regular Season			Playoffs			
Points	53	1/14/2016	CHI @ PHI	33	4/23/2017	BOS @ CHI (Twice)
Field Goals	15	12/12/2017	PHI @ MIN (4 times)	12	4/25/2015	CHI @ MIL
Field Goal Attempts	33	12/12/2017	PHI @ MIN	22	5/14/2015	CLE @ CHI
Three-Point Field Goals	5	4/8/2017	CHI @ BRK	5	4/25/2015	CHI @ MIL
Three-Point Field Goal Attempts	9	2/9/2018	MIN @ CHI (5 times)	9	4/20/2015	MIL @ CHI
Free Throws	21	1/2/2017	CHA @ CHI (Twice)	19	4/23/2017	BOS @ CHI
Free Throw Attempts	25	1/14/2016	CHI @ PHI	23	4/23/2017	BOS @ CHI
Offensive Rebounds	7	4/11/2013	NY @ CHI	5	4/27/2015	MIL @ CHI
Defensive Rebounds	12	4/2/2016	DET @ CHI	12	5/6/2013	CHI @ MIA
Rebounds	17	4/2/2016	DET @ CHI	14	5/6/2013	CHI @ MIA
Assists	14	3/26/2017	CHI @ MIL	9	4/23/2017	BOS @ CHI
Steals	6	11/9/2016	CHI @ ATL (3 times)	5	5/8/2015	CLE @ CHI
Turnovers	7	1/1/2018	LAL @ MIN (Twice)	5	4/16/2017	CHI @ BOS
Blocked Shots	5	12/22/2014	TOR @ CHI	2	4/18/2017	CHI @ BOS (3 times)
Minutes	60	1/15/2014	CHI @ ORL	53	4/23/2015	CHI @ MIL (Twice)

## NBA REGULAR SEASON STATS

YEAR/TEAM	G	MIN	FGM	FGA	PCT	3PM	3PA	PCT	FTM	FTA	PCT	OFF	DEF	TOT	RPG	AST	APG	PF	DQ	STL	BLK	PTS	PPG
11-12 Chicago	42	359	32	79	.405	2	11	.182	43	56	.768	23	33	56	1.3	14	0.3	20	0	11	5	109	2.6
12-13 Chicago	82	2134	239	512	.467	40	105	.381	187	233	.803	136	192	328	4.0	115	1.4	97	0	78	31	705	8.6
13-14 Chicago	67	2591	275	693	.397	68	240	.283	260	338	.769	87	243	330	4.9	175	2.6	106	0	127	36	878	13.1
14-15 Chicago	65	2513	421	912	.462	73	193	.378	386	463	.834	114	265	379	5.8	212	3.3	108	0	114	36	1301	20.0
15-16 Chicago	67	2474	470	1035	.454	64	205	.312	395	475	.832	79	279	358	5.3	321	4.8	124	1	110	43	1399	20.9
16-17 Chicago	76	2809	570	1252	.455	91	248	.367	585	676	.865	129	341	470	6.2	417	5.5	112	0	143	32	1816	23.9
17-18 Minnesota	59	2164	437	921	.474	70	200	.350	363	425	.854	79	235	314	5.3	288	4.9	78	0	116	24	1307	22.2
TOTALS	458	15043	2444	5404	.452	408	1202	.339	2219	2666	.832	647	1588	2235	4.9	1542	3.4	645	1	699	207	7515	16.4

## NBA PLAYOFFS STATS

YEAR/TEAM	G	MIN	FGM	FGA	PCT	3PM	3PA	PCT	FTM	FTA	PCT	OFF	DEF	TOT	RPG	AST	APG	PF	DQ	STL	BLK	PTS	PPG
11-12 Chicago	3	4	0	0	---	0	0	---	0	0	---	0	0	0	0.0	0	0.0	1	0	0	0	0	0.0
12-13 Chicago	12	490	50	115	.435	15	37	.405	45	55	.818	9	53	62	5.2	32	2.7	26	0	15	6	160	13.3
13-14 Chicago	5	218	22	57	.386	6	20	.300	18	23	.783	6	20	26	5.2	11	2.2	13	0	6	0	68	13.6
14-15 Chicago	12	506	94	213	.441	28	72	.389	59	72	.819	18	49	67	5.6	38	3.2	27	0	29	9	275	22.9
16-17 Chicago	6	239	46	108	.426	6	23	.261	38	47	.809	9	35	44	7.3	26	4.3	10	0	10	5	136	22.7
17-18 Minnesota	5	170	28	63	.444	8	17	.471	15	18	.833	3	27	30	6.0	20	4.0	9	0	4	1	79	15.8
TOTALS	43	1627	240	556	.432	63	169	.373	175	215	.814	45	184	229	5.3	127	3.0	86	0	64	21	718	16.7



# LUOL DENG

9 FORWARD

**HEIGHT:**

6-9

**WEIGHT:**

237 lbs

**BIRTHDATE:**

April 16, 1985 in Wau, South Sudan

**COLLEGE:**

Duke

**HIGH SCHOOL:**

Blair Academy (Blairstown, New Jersey)

**EXPERIENCE:**

14 years

**ACQUIRED:**

Via free agency (September 10, 2018)

**DRAFTED:**

2004, 1st round (7th overall) by the Phoenix Suns





## 2017-18 NBA SEASON (L.A. LAKERS)

Played in one game (one start), recording two points, one assist and one steal in 13 minutes... DNP-CD 10 times... Inactive for 60 games... Missed 11 games due to sprained left ankle (Mar. 24-Apr. 11).

## NBA CAREER NOTES

Has played in 880 NBA regular season contests (826 starts) with the Chicago Bulls, Cleveland Cavaliers, Miami Heat and Los Angeles Lakers... Holds career averages of 15.0 points, 6.1 rebounds, 2.3 assists and 1.0 steal in 34.7 minutes... Signed by the Timberwolves as a free agent on September 10, 2018... Waived by the Lakers on September 1, 2018... Signed by the Lakers as a free agent on July 7, 2016 after spending 2014-16 with the Miami Heat... Signed by the Miami Heat as a free agent on July 7, 2016... Acquired by the Cleveland Cavaliers on Jan. 6, 2014 in exchange for Andrew Bynum, a 2014 first round draft pick, a 2015 second round draft pick, and a 2016 second round draft pick... Drafted seventh overall by the Phoenix Suns in the 2004 NBA Draft and immediately traded to the Chicago Bulls for Jackson Vroman and a 2005 first round pick... Concluded the 2017-18 season ranked 25th among active players in career points... Two-time NBA All-Star (2012, 2013)... J. Walter Kennedy Citizenship Award winner... 2006-07 NBA Sportsmanship Award winner... Second Team All-Defensive Team in 2013... First Team All-Rookie in 2005 and appeared in the Rookie Challenge... Has twice led the NBA in minutes per game (2011-12, 2012-13)... Scored in double figures in 677 games, including 231 games with at least 20 points, and has reached the 30-point mark 15 times... Grabbed double-digit rebounds 120 times, including one 20-rebound outing... Dished out 10+ assists three times... Posted 115 career double-doubles... Played in two NBA All-Star Games, averaging 5.0 points, 1.0 rebounds, and 1.0 assists in 11.5 minutes... **2016-17 (L.A. Lakers):** Played in 56 games (49 starts), posting averages of 7.6 points, 5.3 rebounds and 1.3 assists in 26.5 minutes... Scored in double figures in 19 contests, including one game of 20+ points... Scored a season-high 22 points on Dec. 11 vs. New York... Grabbed 10+ rebounds six times and recorded five double-doubles... Scored his 13,000th career point on Dec. 17 at Cleveland... Pulled down a season-high 14 rebounds on Jan. 6 vs. Miami... Led the team in steals on nine occasions... Missed four games due to injury: one with right bicep tendonitis (Jan. 5), one with rest (Jan. 14) and two with a sprained right wrist (Jan. 17-20)... DNP-CD six times... Inactive 16 times (Mar. 3, Mar. 7-Apr. 1, Apr. 7-9)... **2015-16 (Miami):** Appeared in 74 games (73 starts) for the Heat... Averaged 12.3 points, 6.0 assists, 1.9 assists, and 1.0 steals in 32.4 minutes... Led the Heat in minutes, three-point field goals made, and charges taken... Scored in double-figures 47 times, reaching 20+ points nine times... Scored a season-high 30 points at Atlanta on Feb. 19... Grabbed 10+ rebounds 13 times and recorded 13 double-doubles... Had a stretch of five-straight double-doubles from Feb. 19-27... Scored his 12,000th career point on Nov. 23 vs. New York... Grabbed a season-high 16 rebounds on Feb. 22 vs. Indiana... Missed seven games due to injury (left hamstring strain, swollen right eye)... One DNP-CD... **2014-15 (Miami):** Played and started in 72 games and averaged 14.0 points, 5.2 rebounds, and 1.9 assists in 33.6 minutes... Led the Heat in starts, minutes played, and three-point field goals... Scored in double-figures 54 times, including 12 games with 20+ points, and one 30-point performance... Grabbed 10+ rebounds five times and posted five double-doubles... Scored a season-high 30 points on Nov. 9 at Dallas, grabbed a season-high 11 rebounds on Mar. 27 at Atlanta, and played a season-high 42 minutes on Mar. 18 vs. Portland... Missed six games due to injury (sprained wrist, right hand contusion, illness, left calf strain), and was a DNP-CD on four occasions... **2013-14 (Chicago/Cleveland):** Started all 63 games in which he appeared... Tallied 16.0 points, 5.7 rebounds, 2.9 assists, and 1.0 assists in 35.1 minutes... Won the NBA's J. Walter Kennedy Citizenship Award... Reached double-figures 51 times, scoring 20+ points 18 times with one 30-point game... Scored 20+ points in a career-long 23 consecutive games from Nov. 24-Dec. 5... Grabbed 10+ rebounds eight times, for eight double-doubles... Played 23 games for Chicago, averaging a team-leading 19.0 points, 6.9 rebounds, 3.7 assists, and 1.0 steals in 37.4 minutes... Appeared in 40 games for Cleveland, tallying 14.3 points, 5.1 rebounds, and 2.5 assists in 33.8 minutes... Set a career high in minutes (55:38) on Dec. 2 vs. New Orleans... Scored a season-high 37 points on Dec. 2 vs. New Orleans... Missed 13 games due to injury (sore left Achilles, flu-like symptoms, sprained left ankle, lower back soreness) and was a DNP-CD on three occasions... **2012-13 (Chicago):** Played 75 games (all starts) and averaged 16.5 points, 6.3 rebounds, 3.0 assists, and 1.1 steals in 38.7 minutes... NBA All-Star for the second consecutive season... Scored 10 points in the All-Star Game in 17 minutes... Set single-season career highs in offensive rebounds, free throw percentage, and assists per game... Led the NBA in minutes... Scored in double-figures 66 times, with 22 games of 20+ points... Grabbed 10+ rebounds 10 times and tallied nine double-doubles... Hit the game-winning shot with 0:03.3 seconds left in overtime on Jan. 16 at Toronto... Scored a season-high 33 points on Jan. 11 at New York... Missed seven games due to injury (right hamstring, right hip)... **2011-12 (Chicago):** Started all 54 games in which he appeared... Tallied 15.3 points, 6.5 rebounds, 2.9 assists, and 1.0 steals in 39.4 minutes... Earned his first NBA All-Star honors as a reserve for the Eastern Conference... Led the NBA in minutes per game... Scored in double figures 43 times, with 20 games of 20+ points... Grabbed 10+ rebounds eight times and handed out 10+ assists three, for 10 double-doubles... Scored the game-winning basket in overtime on Mar. 24 vs. Toronto and on Jan. 3 vs. Atlanta... Scored a season-high 26 points on Apr. 5 vs. Boston... Missed five games due to injury (sore left wrist, bruised ribs), was a DNP-CD six times and a

healthy scratch in the season finale... **2010-11 (Chicago):** Played and started in all 82 games... Averaged 17.4 points, 5.8 rebounds, and 2.8 assists in 39.1 minutes... Set single-season career highs in minutes, assists, and three-point field goals made... Ranked third in the NBA in minutes played, and fourth in minutes per game... Scored in double-figures 73 times, with 26 games of 20+ points, including one 30-point effort and one 40-point outing... Grabbed 10+ rebounds nine times, posting eight double-doubles... Scored a then-career-high 40 points on Nov. 1 vs. Portland... **2009-10 (Chicago):** Appeared in 70 games (69 starts) and averaged 17.6 points, 7.3 rebounds, and 2.0 assists in 37.9 minutes... Set single-season career highs in rebounds per game and blocks... Reached double-figures 63 times, with 28 games of 20+ points and one 30-point effort... Grabbed 10+ rebounds 14 times, including a 20-rebound outing... Notched 13 double-doubles... Recorded his first 20-20 game on Nov. 3 vs. Milwaukee with 24 points and 20 rebounds... Scored a season-high 31 points on Feb. 24 vs. Indiana... Missed 12 games due to injury (swollen left knee, left calf strain)... **2008-09 (Chicago):** Played in 49 games (46 starts), and tallied 14.1 points, 6.0 rebounds, 1.9 assists, and 1.2 steals in 34.0 minutes... Led the Bulls in scoring nine times, and in rebounds seven times... Reached double-figures 36 times, including 13 games with 20+ points... Grabbed 10+ rebounds eight times, posting seven double-doubles... Scored a season-high 28 points on Feb. 3 at Houston... Missed 33 games due to injury (strained left hamstring, sprained left ankle, right tibia stress fracture)... **2007-08 (Chicago):** Appeared in 63 games (59 starts) and averaged 17.0 points, 6.3 rebounds, and 2.5 assists in 33.8 minutes... Led the Bulls in scoring 17 times and in rebounds 13 times... Scored in double-figures 55 times, with 26 games of 20+ points and two 30-point efforts... Grabbed 10+ rebounds six times for six double-doubles... Notched a season-high 32 points on Apr. 14 at Milwaukee and grabbed a season-high 13 rebounds on Jan. 2 at Charlotte... Missed 19 games due to injury (lower back pains, left Achilles tendinitis)... **2006-07 (Chicago):** Started all 82 games... Averaged 18.8 points, 7.1 rebounds, 2.5 assists, and 1.2 steals in 37.5 minutes... Earned his first NBA Sportsmanship Award... Set single-season career highs in games played, points, points per game, field goals made, field goal percentage, free throws made, defensive and total rebounds, and steals... Reached double-figures 78 times, including a career-high 35 games with 20+ points and a career-best six 30-point outings... Grabbed 10+ rebounds a career-high 18 times for a career-best 17 double-doubles... Scored a season-high 38 points on Mar. 26 vs. Portland... **2005-06 (Chicago):** Saw action in 78 games (56 starts) and averaged 14.3 points, 6.6 rebounds, and 1.9 assists in 33.4 minutes... Scored in double-figures 59 times, including 15 games with 20+ points... Grabbed 10+ rebounds 12 times for 11 double-doubles... Had a streak of for consecutive double-doubles from Feb. 28-Mar. 5... Scored a team-high 26 points at Miami on his birthday (Apr. 16) to help the Bulls clinch a playoff berth... Scored a season-high 28 points at Boston on 12/2 and grabbed a season-high 18 rebounds vs. the Clippers on Mar. 10... Missed four games due to injury (right knee contusion, concussion)... **2004-05 (Chicago):** Played in 61 games (45 starts) during his rookie season... Averaged 11.7 points, 5.3 rebounds, and 2.2 assists in 27.3 minutes... Earned First Team All-Rookie honors, ranking among rookie leaders in scoring (4th), assists (6th), minutes (6th), rebounding (7th), free throw percentage (8th), three-point field goal percentage (10th) and blocks (10th)... Scored in double-figures 33 times, reaching 20+ points six times, with one 30-point outing... Grabbed 10+ rebounds three times for three double-doubles... Tallied a double-double in his NBA debut on Nov. 5 vs. New Jersey... Scored a season-high 30 points on Feb. 8 at Dallas... Missed 20 games due to injury (sprained right ankle, ligament tear in his right wrist).

## PLAYOFF NOTES

Has played in 48 career postseason games, making 42 starts with averages of 16.7 points, 7.0 rebounds, 2.2 assists, and 1.2 steals in 40.2 minutes... Reached double-figures in 41 postseason contests... **2016 (Miami):** Appeared in 14 games (14 starts), averaging 13.3 points, 5.9 rebounds and 1.6 assists in 35.4 minutes... Scored in double figures 10 times, including two games of 20+ points and one 30-point game... **2013 (Chicago):** Appeared in five games (all starts), averaging 13.8 points, 7.6 rebounds, 3.8 assists and 1.0 steals in 44.8 minutes... Scored in double figures in four games, including one 20-point game... Tallied two double-doubles... Missed seven games with an illness (May 2-15)... **2012 (Chicago):** Appeared in six games (all starts), averaging 14.0 points, 8.3 rebounds and 1.5 assists in 38.0 minutes... Scored in double figures in four games, including one 20-point game... Tallied one double-double... Finished with 19 points, 17 rebounds, three assists, two steals and two blocks on May 10 at Philadelphia... **2011 (Chicago):** Appeared in 16 games (all starts), averaging 16.9 points, 6.6 rebounds, 2.7 assists and 1.5 steals in 42.9 minutes... Scored in double figures in 15 games, including six games with 20+ points... Tallied two double-doubles... **2010 (Chicago):** Appeared in five games (all starts), averaging 18.8 points, 5.0 rebounds, 1.4 assists and 1.2 steals in 40.6 minutes... Scored in double figures in all five games, including three games of 20+ points... **2007 (Chicago):** Appeared in 10 games (all starts), averaging 22.2 points, 8.7 rebounds, 2.4 assists and 1.0 steals in 41.0 minutes... Scored in double figures in all 10 games, including seven games of 20+ points and one 30-point game... Tallied four double-doubles... Scored 33 points with eight rebounds, two assists, one steal and one block on Apr. 21 vs. Miami... **2006 (Chicago):** Appeared in six games (zero starts), averaging 10.2 points and 4.8 rebounds in 30.0 minutes... Scored in double figures three times, including one 20-point game.





## COLLEGE NOTES

Played one season at Duke University, appearing in 37 games (32 starts)... Averaged 15.1 points, 6.9 rebounds, 1.8 assists, 1.3 steals and 1.0 blocks... Third Team All-ACC, unanimous ACC All-Freshman selection... Most Outstanding Player of the NCAA Atlanta Regional... Led all ACC freshmen in scoring, rebounding, and field goal percentage... ACC Rookie of the Week six times, second most in conference history... Named to the National All-Freshman Team by The Sporting News, Basketball Times, Collegeinsider.com, and Rivals.com... Early entry to the 2004 NBA Draft at the conclusion of his freshman year.

## PERSONAL NOTES

Son of Martha John and Aldo Deng... Has three brothers and five sisters... Has represented Great Britain internationally... Is a two-time participant in the NBA Africa Game, serving as a co-captain of Team Africa in August 2017... Father served in the Sudanese parliament and was the country's Minister of Transportation before moving to Egypt to avoid Sudan's civil war... Influenced by Manute Bol while in Egypt... Moved to London, before moving to Blairstown, NJ, at age 14 to attend Blair Academy... High school teammate of Charlie Villanueva... Created the Luol Deng Foundation, which is dedicated to assisting those in need by providing resources and creating opportunities for a better way of life, with hope, integrity, and faith as values... The foundation's wellness, educational, and recreational programs encourage and promote progress and improvement in his local community, in South Sudan, and all over the world... Active with Save the Children and Deki, which works to reduce poverty in the developing world through ethical microloans... Launched the DENG Academy alongside Nike, Evelyn Grace Academy, and Reforming Black Britain, to provide a stepping stone for those in South London and surrounding areas with grass roots development techniques and works to create opportunities both on and off the court... Spearheaded projects such as DENG Camp and DENG Girls, the UK's first female-only elite basketball program... Has participated in Basketball Without Borders five times... Spokesman for the World Food Programme and Nothing But Nets initiative, providing insecticide-treated bed nets to help prevent malaria... Received the Charles Lubin Award in 2006 for his dedication to community service... Favorite sport other than basketball is soccer... Is an Arsenal FC fan.

## SOCIAL MEDIA

Twitter: @LuolDeng9  
Instagram: luoldeng9  
Facebook: luoldeng





## CAREER HIGHS

	Regular Season			Playoffs		
Points	40	11/1/2010	POR @ CHI	33	4/21/2007	MIA @ CHI
Field Goals	18	3/26/2007	POR @ CHI	14	4/21/2007	MIA @ CHI
Field Goal Attempts	27	12/2/2013	NO @ CHI (Twice)	23	4/25/2013	BRK @ CHI
Three-Point Field Goals	6	2/16/2012	BOS @ CHI	5	4/23/2016	MIA @ CHA
Three-Point Attempts	9	11/9/2014	MIA @ DAL (Twice)	8	4/25/2016	MIA @ CHA
Free Throws	11	3/31/2013	DET @ CHI (3 times)	8	4/27/2010	CHI @ CLE (Twice)
Free Throw Attempts	17	3/31/2013	DET @ CHI	11	4/27/2010	CHI @ CLE
Offensive Rebounds	7	1/4/2014	ATL @ CHI (4 times)	6	5/13/2007	DET @ CHI
Defensive Rebounds	13	1/13/2012	CHI @ BOS (3 times)	14	5/10/2012	CHI @ PHI
Total Rebounds	20	11/3/2009	MIL @ CHI	17	5/10/2012	CHI @ PHI
Assists	11	11/30/2013	CHI @ CLE (Twice)	7	4/26/2011	IND @ CHI
Steals	6	2/26/2007	ORL @ CHI	5	5/12/2011	CHI @ ATL
Turnovers	8	2/28/2015	ATL @ MIA	5	5/3/2016	MIA @ TOR (Twice)
Blocks	4	2/24/2010	IND @ CHI (4 times)	3	5/15/2016	MIA @ TOR (Twice)
Minutes	56	12/2/2013	NO @ CHI	57	4/27/2013	BRK @ CHI

## NBA REGULAR SEASON STATS

YEAR/TEAM	G	MIN	FGM	FGA	PCT	3PM	3PA	PCT	FTM	FTA	PCT	OFF	DEF	TOT	RPG	AST	APG	PF	DQ	STL	BLK	PTS	PPG
04-05 Chicago	61	1663	280	645	.434	31	117	.265	120	162	.741	92	230	322	5.3	135	2.2	98	0	48	27	711	11.7
05-06 Chicago	78	2604	442	954	.463	21	78	.269	207	276	.750	127	389	516	6.6	147	1.9	128	1	72	50	1112	14.3
06-07 Chicago	82	3071	630	1218	.517	1	7	.143	279	359	.777	148	431	579	7.1	204	2.5	167	1	97	48	1540	18.8
07-08 Chicago	63	2128	429	896	.479	8	22	.364	204	265	.770	136	258	394	6.3	155	2.5	117	1	57	29	1070	17.0
08-09 Chicago	49	1665	265	591	.448	8	20	.400	152	191	.796	80	215	295	6.0	94	1.9	85	1	60	25	690	14.1
09-10 Chicago	70	2651	473	1014	.466	32	83	.386	252	330	.764	131	381	512	7.3	143	2.0	129	0	66	61	1230	17.6
10-11 Chicago	82	3208	531	1155	.460	115	333	.345	253	336	.753	116	360	476	5.8	230	2.8	162	0	78	48	1430	17.4
11-12 Chicago	54	2129	311	755	.412	79	215	.367	127	165	.770	77	273	350	6.5	157	2.9	81	0	56	36	828	15.3
12-13 Chicago	75	2903	466	1093	.426	75	233	.322	230	282	.816	162	314	476	6.3	222	3.0	105	0	81	32	1237	16.5
13-14 Chi.-Cle.	63	2213	371	860	.431	57	189	.302	212	268	.791	99	262	361	5.7	183	2.9	111	0	62	9	1011	16.0
14-15 Miami	72	2421	369	787	.469	78	220	.355	191	251	.761	103	273	376	5.2	139	1.9	109	0	65	22	1007	14.0
15-16 Miami	74	2394	339	745	.455	88	256	.344	145	192	.755	108	335	443	6.0	140	1.9	122	0	74	29	911	12.3
16-17 L.A. Lakers	56	1486	164	424	.387	51	165	.309	46	63	.730	63	232	295	5.3	74	1.3	61	0	48	20	425	7.6
17-18 L.A. Lakers	1	13	1	2	.500	0	0	---	0	0	---	0	0	0	0.0	1	1.0	0	0	1	0	2	2.0
<b>TOTALS</b>	<b>880</b>	<b>30548</b>	<b>5071</b>	<b>11139</b>	<b>.455</b>	<b>644</b>	<b>1938</b>	<b>.332</b>	<b>2418</b>	<b>3140</b>	<b>.770</b>	<b>1442</b>	<b>3953</b>	<b>5395</b>	<b>6.1</b>	<b>2024</b>	<b>2.3</b>	<b>1475</b>	<b>4</b>	<b>865</b>	<b>436</b>	<b>13204</b>	<b>15.0</b>

## NBA PLAYOFFS STATS

YEAR/TEAM	G	MIN	FGM	FGA	PCT	3PM	3PA	PCT	FTM	FTA	PCT	OFF	DEF	TOT	RPG	AST	APG	PF	DQ	STL	BLK	PTS	PPG
Year-Team	G	MIN	FGM	FGA	PCT	FG3M	FG3A	PCT	FTM	FTA	PCT	OFF	DEF	TOT	RPG	AST	APG	PF	DQ	STL	BLK	PTS	PPG
05-06 Chicago	6	180	24	56	.429	1	5	.200	12	21	.571	8	21	29	4.8	3	0.5	13	0	5	4	61	10.2
06-07 Chicago	10	410	88	168	.524	0	1	.000	46	57	.807	30	57	87	8.7	24	2.4	22	0	10	7	222	22.2
09-10 Chicago	5	203	37	80	.463	1	12	.083	19	26	.731	8	17	25	5.0	7	1.4	15	0	6	4	94	18.8
10-11 Chicago	16	687	98	230	.426	22	68	.324	52	62	.839	27	79	106	6.6	43	2.7	40	0	24	10	270	16.9
11-12 Chicago	6	228	36	79	.456	8	22	.364	4	7	.571	8	42	50	8.3	9	1.5	10	0	5	9	84	14.0
12-13 Chicago	5	224	32	84	.381	1	18	.056	4	10	.400	5	33	38	7.6	19	3.8	12	0	5	3	69	13.8
15-16 Miami	14	495	65	138	.471	24	57	.421	32	38	.842	19	64	83	5.9	22	1.6	24	0	13	9	186	13.3
<b>TOTALS</b>	<b>62</b>	<b>2426</b>	<b>380</b>	<b>835</b>	<b>.455</b>	<b>57</b>	<b>183</b>	<b>.311</b>	<b>169</b>	<b>221</b>	<b>.765</b>	<b>105</b>	<b>313</b>	<b>418</b>	<b>6.7</b>	<b>127</b>	<b>2.0</b>	<b>136</b>	<b>0</b>	<b>68</b>	<b>46</b>	<b>986</b>	<b>15.9</b>

# GORGUI DIENG

**5** | CENTER

**HEIGHT:**

6-11

**WEIGHT:**

252 lbs

**BIRTHDATE:**

January 18, 1990 in Kebemer, Senegal

**COLLEGE:**

Louisville

**HIGH SCHOOL:**

Huntington St. Joseph Prep (Huntington, West Virginia)

**EXPERIENCE:**


5 years

**ACQUIRED:**

Via trade from Utah (June 27, 2013)

**DRAFTED:**

2013, 1st round (21st overall) by the Utah Jazz







## 2017-18 NBA SEASON (MINNESOTA)

Finished his fifth season in the NBA as Minnesota's longest-tenured player... Saw action in 79 contests, all off the bench; he'd started every game for the Wolves in 2016-17... Missed three games (Nov. 11-15) with a sprained right index finger to end his ironman streak at 175... Averaged 5.9 ppg and 4.6 rpg in 16.9 mpg, hitting 47.9% from the field, 31.1% (19-for-61) from long distance and 77.5% from the FT line... Shot 52.9% (27-for-51) over his final 10 games, after slipping to 29.1% in the previous 15... Contributed 15 points and a season-high 11 rebounds Mar. 24 at Philadelphia, his second double-double this year (57th career); the minute total (26:27) was his high since November... Registered his 400th career block Mar. 23 at New York; he passed Rasho Nesterović (373) for second place on the club's all-time block chart Dec. 23 at Phoenix... Scored his 3000th career point Feb. 7 at Cleveland... Posted season highs with 19 points, five assists and four steals (in a season-high 36:32) Nov. 29 at New Orleans, one of 22 times he logged 20+ this year (Minnesota went 17-5 in those).

## NBA CAREER NOTES

Signed to a contract extension by the Timberwolves on October 31, 2016... Had his 2016-17 contract option exercised on Oct. 21, 2015... Acquired by the Timberwolves on draft night (June 27, 2013) along with the draft rights to Shabazz Muhammad (14th overall) from the Utah Jazz in exchange for the draft rights to Trey Burke (9th overall)... Selected by the Utah Jazz with the 21st overall selection in the 2013 NBA Draft... **2016-17 (Minnesota):** Started all 82 games in his fourth NBA season, averaging 10.0 ppg, 7.9 rpg and 1.9 apg in a career-best 32.4 mpg... Shot 50.2% from the field, 37.2% (16-for-43) from three-point range and 81.4% from the FT line; he ranked 25th in the NBA in rebounding, 26th in FG accuracy and 23rd in blocked shots (1.16 bpg)... Added 11 points, six assists and a season-high 15 rebounds Mar. 30 vs. the L.A. Lakers, his 13th double-double of the year (55th career)... The minute total Mar. 28 at Indiana (44:10) was a season best; he picked off a season-high four steals Mar. 25 at Portland... Passed Tom Gugliotta (1970) for 6th on the team's all-time rebounding list Mar. 1 at Utah, and grabbed his 2000th career rebound Mar. 11 at Milwaukee... Pulled in 14 rebounds Jan. 30 vs. Orlando, and tied his season high with four blocks Jan. 17 at San Antonio... Scored a season-high 21 points Jan. 15 at Dallas, his third 20+ effort on the year (15th career) and the lone time he was Minnesota's leading scorer; the 10-for-12 shooting is the top percentage by a Wolves player (min. 10 FGM) since Kevin Love went 10-for-12 vs. Utah on Feb. 25, 2009... Netted 20 points Nov. 21 vs. Boston, part of his 10th career 20/10 night, and dished a season-high seven assists Nov. 9 at Orlando... **2015-16 (Minnesota):** Completed his third season with the Wolves by playing in all 82 games for the first time, including 39 starts... Averaged a career-high 10.1 ppg, 7.1 rpg, 1.7 apg and a career-best 1.15 spg in 27.1 mpg... Ranked 10th in the NBA in FG accuracy (53.2%, the fourth-best percentage in franchise history) and 30th in blocked shots (1.17 bpg), and improved his FT accuracy to 82.7% (205-for-248) after shooting 78.3% a year ago and 63.4% as a rookie... Started the final 36 contests, beginning Jan. 27 vs. Oklahoma City; he averaged 12.7 ppg (55.6%), 8.0 rpg and 2.3 apg while logging 31.3 mpg in that stretch... Closed the season with 20 points and 11 rebounds vs. New Orleans on Apr. 13, his ninth career 20/10 performance (fourth this season)... Was Minnesota's leading scorer twice, tallying a career-high 25 points (highlighted by an 11-for-11 effort from the FT line) in the Mar. 11 victory at Oklahoma City... Put together a streak of four consecutive multi-steal, multi-block games from Mar. 7-14, the longest such run in the NBA this season and the second-longest in franchise history... Contributed 14 points and 12 rebounds at Memphis on Feb. 19, his career-best fifth straight double-double; the minute total (44:01) was a season high... Chipped in 24 points (with a season-high seven assists) Feb. 6 vs. Chicago, and contributed 20 points and a season-high 15 rebounds Jan. 29 at Utah, one of 15 double-doubles this year (42 career)... Tied his career high with six blocked shots Jan. 12 vs. Oklahoma City, and added five blocks Nov. 18 at Orlando... **2014-15 (Minnesota):** Ended his second NBA campaign prematurely, missing the final nine games due to concussion-like symptoms sustained Mar. 29 at New Orleans... He'd played in each of the Wolves' 73 games to that point, including 49 starts... Raised his averages across the board from his rookie season, tallying 9.7 ppg, 8.3 rpg, 2.0 apg and 1.73 bpg in 30.0 mpg while shooting 50.6% from the field and 78.3% from the FT line... Ranked 21st in the NBA in rebounding and 12th in blocked shots; his 126 total blocks are good for 9th on the Wolves' all-time single-season list (Kevin Garnett owns six of the top eight)... Registered 18 point/rebound double-doubles and was Minnesota's top rebounder on 37 occasions... Blocked a career-high six shots Mar. 19 at New York; the minute total (48:14) is also a career best... Had five blocks on two other occasions (Feb. 9 vs. Atlanta, Dec. 26 at Denver)... Totaled 21 points and 14 rebounds Mar. 13 at Oklahoma City, his fifth career 20/10 effort and third 20+ point outing of the season... Scored 14 points with four rebounds and three assists in the BBVA Rising Stars Challenge on Feb. 13, as part of All-Star Weekend in New York... Pulled in a season-high 18 rebounds Jan. 26 at Oklahoma City, one of 26 double-digit nights... Led the Wolves with a career-high 22 points and 12 rebounds Jan. 5 vs. Denver, and posted 15 points and 16 rebounds Dec. 3 vs. Philadelphia... Dealt a career-high eight assists Nov. 28 at the L.A. Lakers, and picked off a career-high five steals Nov. 19 vs. New York... Had his 2015-16 contract option exercised on Oct. 19... **2013-14 (Minnesota):** Named Western Conference Rookie of the Month for March... Saw action in 60 games overall, including 33 of the final 35; he averaged 4.8 ppg and 5.0 rpg (in 13.6 mpg) while shooting 49.8% from the floor and 63.4% from the

FT line... Started 15 of the final 18 contests, averaging 12.0 ppg and 11.3 rpg in 30.2 mpg and hitting 52.8% (84-for-159) from the floor in those 18 while collecting nine double-doubles... Hit the game-winning shot with :04.6 left Apr. 11 vs. Houston, capping a 12-point, 20-rebound performance... Became the fifth player in Wolves history to record a 20-point/20-rebound game Mar. 20 at Houston (22 pts/21 reb), joining Kevin Garnett, Tom Gugliotta, Al Jefferson and Kevin Love... He's also just the fourth NBA rookie in the past 20 years to accomplish that feat (Joe Smith, Tim Duncan, DeJuan Blair)... Also dealt a season-high four assists in the Mar. 20 game at Houston... Made his first start Mar. 16 vs. Sacramento; the five blocks tied a team season best.

## NBA PLAYOFF NOTES

**2018 (Minnesota):** Reached the postseason for the first time in 2018, appearing in all five games for Minnesota... Averaged 3.4 points and 3.6 rebounds in 14.0 minutes per game.

## INTERNATIONAL NOTES

Played six games with Senegal during the Africa Qualifiers in the summer of 2018 and averaged 18.3 points on 51.9% shooting (40.6% from three-point range), 8.5 rebounds in 32.9 minutes per game... Led Senegal to a third place finish in AfroBasket 2017 held in Tunisia from Sept. 8-16, averaging 14.2 points on 46.9% shooting and 6.8 rebounds in six contests... Averaged tournament-highs in both points (22.9 ppg) and rebounds (14.9 rpg) for Senegal during AfroBasket 2015... Helped Senegal reach the knockout stage of the 2014 FIBA World Cup where they were eliminated by host nation Spain... Averaged a team-high 16 points and 10.7 rebounds per game... Recorded three double-doubles in five group stage games, including a 27-point outburst against Croatia... Totaled 16 points, 11 rebounds and five steals and hit a game-winning three-pointer at the buzzer in leading Senegal to a 66-65 victory over Team USA Midwest in the 2009 Nike Global Challenge in Oregon on Aug. 8, 2009.

## COLLEGE NOTES

**2012-13 (Louisville):** BIG EAST Defensive Player of the Year and an All-BIG EAST first team selection... Averaged 8.7 points, 7.3 rebounds and 2.5 blocked shots in six NCAA Tournament games... Narrowly missed a triple-double in the BIG EAST Championship title game vs. Syracuse with nine points, nine rebounds and a career-high eight assists... Scored a career-high 23 points against Seton Hall (10-of-11 FG), adding eight rebounds and three blocked shots (2/23/13)... In league games only, he led in the BIG EAST Conference in rebounding (10.8 rpg) and was second in blocked shots (2.8 bpg)... In overall statistics, he ranked second in the BIG EAST Conference and 29th nationally in rebounding (9.4 rpg), and third in the league and 24th nationally in blocked shots (2.5)... **2011-12 (Louisville):** Led the BIG EAST and was eighth nationally in blocked shots (3.2 per game), was third in the league in rebounding (9.1; 45th in the nation) and seventh in field goal percentage (.525)... His 128 blocked shots as a sophomore were a new UofL single season record... He swatted six shots three times (vs. Memphis, Kentucky, Seton Hall) and seven on three occasions (vs. St. John's, Rutgers, Michigan St.)... Had 11 double-doubles as a sophomore, the latest being 11 points, 13 rebounds and four steals at Cincinnati... His 11 double-doubles were third in the BIG EAST... Named to the BIG EAST All-Tournament team after averaging 8.8 points, 9.0 rebounds and 3.3 blocked shots while shooting 68.2 percent from the field in the four games... **2010-11 (Louisville):** Ranked third in the BIG EAST and 53rd nationally in blocks (1.9)... Blocked a shot in 24 of his 29 games as a freshman, with multiple swats in 13 games... Blocked at least four shots in five games, including rejecting five against Seton Hall and at USF in his first two BIG EAST games... Produced his first career double-double with 13 points and a career-high 12 rebounds against Connecticut (2/18/11).

## PERSONAL NOTES

Born on Jan. 18, 1990, in Kebemer, Senegal... Son of Momar Dieng and Seynabou Diagne... One of eight children in his family... Majored in communication at Louisville... Speaks five languages (Spanish, French, Italian, English and his native Wolof)... Honored at The White House on June 23, 2013 as President Obama welcomed the 2013 NCAA Champion Louisville Cardinals for a celebration... Averaged 15.4 points, 12.6 rebounds and 7.2 blocked shots as a senior at Huntington St. Joseph Prep in Huntington, West Virginia... Enjoys playing video games in his spare time... In partnership with MATTER, Gorgui launched The Gorgui Dieng Foundation to further healthcare access, healthy food, sustainable farming & athletic camps in his home country of Senegal... Worked alongside MATTER and the Roger & Nancy McCabe Foundation to donate older generation medical equipment and materials that were still in working order and are put to good use in facilities which lack even basic health care supplies such as quality hospital beds, operating room lights and baby incubators.

## SOCIAL MEDIA

Twitter: @GorguiDieng  
Instagram: gorguidieng  
Facebook: Gorgui Dieng





## CAREER HIGHS

	Regular Season			Playoffs		
Points	25	3/11/2016	MIN @ OKC	7	4/15/2018	MIN @ HOU
Field Goals	10	1/15/2017	MIN @ DAL (4 times)	2	4/21/2018	HOU @ MIN (Twice)
Field Goal Attempts	16	11/21/2016	BOS @ MIN (Twice)	8	4/18/2018	MIN @ HOU
Three-Point Field Goals	2	4/9/2018	MEM @ MIN (5 times)	1	4/23/2018	HOU @ MIN (Twice)
Three-Point Field Goal Attempts	4	11/29/2017	MIN @ NO (Twice)	2	4/23/2018	HOU @ MIN (Twice)
Free Throws	11	3/11/2016	MIN @ OKC	3	4/15/2018	MIN @ HOU
Free Throw Attempts	11	3/11/2016	MIN @ OKC (Twice)	4	4/15/2018	MIN @ HOU
Offensive Rebounds	10	4/11/2014	HOU @ MIN	1	4/25/2018	MIN @ HOU (3 times)
Defensive Rebounds	14	12/3/2014	PHI @ MIN	5	4/23/2018	HOU @ MIN (Twice)
Rebounds	21	3/20/2014	MIN @ HOU	6	4/18/2018	HOU @ MIN
Assists	8	11/28/2014	MIN @ LAL	2	4/21/2018	HOU @ MIN
Steals	5	11/19/2014	NY @ MIN	2	4/21/2018	HOU @ MIN
Turnovers	6	12/26/2015	IND @ MIN (3 times)	1	4/18/2018	HOU @ MIN
Blocked Shots	6	1/12/2016	OKC @ MIN (Twice)	3	4/18/2018	HOU @ MIN
Minutes	48	3/19/2015	MIN @ NY	24	4/18/2018	HOU @ MIN

## NBA REGULAR SEASON STATS

YEAR/TEAM	G	MIN	FGM	FGA	PCT	3PM	3PA	PCT	FTM	FTA	PCT	OFF	DEF	TOT	RPG	AST	APG	PF	DQ	STL	BLK	PTS	PPG
13-14 Minnesota	60	818	113	227	.498	1	1	1.000	59	93	.634	103	197	300	5.0	39	0.7	108	0	30	50	286	4.8
14-15 Minnesota	73	2193	259	512	.506	1	6	.167	191	244	.783	223	386	609	8.3	146	2.0	188	1	71	126	710	9.7
15-16 Minnesota	82	2220	308	579	.532	6	20	.300	205	248	.827	157	428	585	7.1	143	1.7	219	0	94	96	827	10.1
16-17 Minnesota	82	2653	332	661	.502	16	43	.372	136	167	.814	188	459	647	7.9	158	1.9	254	2	88	95	816	10.0
17-18 Minnesota	79	1333	186	388	.479	19	61	.311	79	102	.775	106	254	360	4.6	71	0.9	147	0	45	39	470	5.9
TOTALS	376	9217	1198	2367	.506	43	131	.328	670	854	.785	777	1724	2501	6.7	557	1.5	916	3	328	406	3109	8.3

## NBA PLAYOFFS STATS

YEAR/TEAM	G	MIN	FGM	FGA	PCT	3PM	3PA	PCT	FTM	FTA	PCT	OFF	DEF	TOT	RPG	AST	APG	PF	DQ	STL	BLK	PTS	PPG
17-18 Minnesota	5	70	6	18	.333	2	5	.400	3	4	.750	3	15	18	3.6	4	0.8	6	0	2	4	17	3.4
TOTALS	5	70	6	18	.333	2	5	.400	3	4	.750	3	15	18	3.6	4	0.8	6	0	2	4	17	3.4

# TAJ GIBSON

**67** | CENTER

**HEIGHT:**

6-9

**WEIGHT:**

232 lbs

**BIRTHDATE:**

June 24, 1985 in Brooklyn, New York

**COLLEGE:**

Southern California

**HIGH SCHOOL:**

Calvary Christian (San Fernando, California)

**EXPERIENCE:**

9 years

**ACQUIRED:**

Via free agency (July 10, 2017)

**DRAFTED:**

2009, 1st round (26th overall) by the Chicago Bulls





## 2017-18 NBA SEASON (MINNESOTA)

Started all 82 games for the first time in his nine-year NBA career... Averaged 12.2 ppg, 7.1 rpg and 1.2 apg in a career-high 33.3 mpg... Shot a career-best and franchise-record 57.7% from the floor (ranking 6th in the NBA and breaking the previous club mark of 56.4% set by Nikola Pekovic in 2011-12) as well as a career-high 76.8% from the line... Collected 18 point/rebound double-doubles, equaling his single-season best (2009-10) and boosting his career total to 92... Led the Wolves with a season-high 14 rebounds Apr. 5 at Denver; the Mar. 26 minute total vs. Memphis (43:11) was his high since Feb. 2016... Pumped in a career-high 28 points Feb. 15 vs. the L.A. Lakers, his fifth 20+ effort of the season (27th career) and the second time he led... Went over the 6000-point mark for his career Jan. 12 vs. New York, and hauled down his 4000th career rebound Jan. 5 at Boston... Tied his career high with four steals Jan. 22 at the L.A. Clippers, and scored 23 points Dec. 25 at the L.A. Lakers... Notched season highs with 14 rebounds and three blocks Dec. 6 at the L.A. Clippers... Totaled 20 points and 11 rebounds Dec. 3 vs. the L.A. Clippers, the 13th 20/10 outing of his career, and contributed 24 points Nov. 22 vs. Orlando.

## NBA CAREER NOTES

Signed as a free agent by the Timberwolves on July 10, 2017... Traded by the Bulls, along with Doug McDermott and a 2018 second-round pick, to Oklahoma City for Joffrey Lauvergne, Anthony Morrow and Cameron Payne on Feb. 23, 2017... Drafted by the Chicago Bulls in the first round (26th pick) of the 2009 NBA Draft... **2016-17 (Chicago/Oklahoma City):** Appeared in 78 games (71 starts) with Chicago and Oklahoma City, averaging 10.8 points and 6.2 rebounds in 25.5 minutes per game... In 23 games (16 starts) with the Thunder, averaged 9.0 points and 4.5 rebounds in 21.2 minutes per game... Recorded 11 double-doubles on the season... Scored 20-plus points twice and reached double-figure scoring 49 times... 10 or more rebounds 12 times... Oklahoma City was 11-5 with him as a starter... Made third career three-pointer at Oklahoma City on Feb. 1... Made season-high 6-of-6 free throws and blocked season-high four shots vs. Miami on Jan. 27... Grabbed a Bulls' season-high 16 rebounds vs. New Orleans on Jan. 14... Recorded season high of 23 points vs. Cleveland on Dec. 2... Three DNP – Inactive, One DNP – Coach's Decision... **2015-16 (Chicago):** Appeared in 73 games (55 starts) and averaged 8.6 ppg, 6.9 rpg, 1.5 apg, 1.05 bpg, 26.5 mpg and shot 52.5% from the floor and 69.2% from the free throw line... Led the team in rebounds 12 times, scoring three times and minutes three times... Scored 10 or more points 27 times and grabbed 10 or more rebounds 18 times... Notched seven double-doubles... Dished career-high 7 assists on Feb. 24 vs. Washington and scored 17 first-half points in the game, the most points in a half in his career... Scored a season-high 18 points at Denver on Feb. 5... Snatched a game-high 7 offensive rebounds at Philadelphia on Jan. 14... Tied his career high with 6 blocks vs. Milwaukee on Jan. 5, and 10 defensive rebounds in that game was a season high... Grabbed season-high 14 rebounds vs. Indiana on Dec. 30, which he tied vs. Milwaukee on Jan. 5... His three blocks vs. Indiana on Nov. 16 moved him into fifth place on the Bulls all-time list... **2014-15 (Chicago):** Played in 62 games (17 starts) and averaged 10.3 points, 6.4 rebounds, 1.1 assists and 1.21 blocks in 27.3 minutes and shot 50.2% from the field... Led the team in minutes six times, in rebounds five times and in scoring twice... Recorded seven games with 10 or more rebounds and eight double-doubles... Recorded a season-high 17 boards to go along with 15 points at Atlanta on Dec. 15... Posted 11 points, 10 rebounds and six blocks (tied career high) vs. Brooklyn on Dec. 10... Missed 16 games with a left ankle injury (Nov. 1, Nov. 24-Dec. 3, Mar. 1-18), two games with a right ankle injury (Dec. 18-19) and one game due to illness (Feb. 23)... **2013-14 (Chicago):** Played in 82 games (eight starts) and posted a career-high 13.0 points, 6.8 rebounds, 1.1 assists and 1.37 blocks (16th in the NBA) in a career-best 28.7 minutes... Ranked 13th in the NBA with 112 blocks and 21st with 200 offensive rebounds... Scored in double figures 56 times, including 12 games with 20-plus points... Grabbed 10 or more rebounds 17 times and posted 15 double-doubles... Tied his career high with 26 points and added 13 boards, four assists, two steals and two blocks at Golden State on Feb. 6... Tied a career high with 26 points (11-15 FG), grabbed five rebounds and blocked three shots at Cleveland on Jan. 22... Hit a buzzer-beating layup with :00.9 seconds left in overtime to give Chicago a 102-100 victory vs. L.A. Lakers on Jan. 20... Posted a career-high 26 points to go along with 14 rebounds and five blocks vs. New Orleans on Dec. 2... **2012-13 (Chicago):** Played in 65 games (five starts) and averaged 8.0 points, 5.3 rebounds and 1.38 blocks in 22.4 minutes... Scored in double digits 22 times, including one game with 20 or more points... Grabbed 10-plus rebounds five times and notched five double-doubles... Missed 17 games with a left ankle injury (Feb. 26-Mar. 18, Apr. 5-14)... Appeared on the team's Inactive List 13 times due to injury... **2011-12 (Chicago):** Played in 63 games and averaged 7.7 points, 5.3 rebounds and 1.29 blocks (24th in the NBA) in 20.4 minutes... Led the team in rebounds six times and in assists once... Scored 10 or more points 19 times and grabbed 10 or more boards seven times... Recorded four double-doubles... Missed three games with a left ankle sprain (Jan. 21-25)... **2010-11 (Chicago):** Played in 80 games (19 starts) and averaged 7.1 points, 5.7 rebounds and 1.33 blocks in 21.8 minutes... Scored 10 or more points 18 times and grabbed 10 or more rebounds nine times... Recorded six double-doubles... Ranked 17th in the NBA in blocks (106) and 18th in blocks per game (1.33)... Posted 10 points, seven rebounds and a career-high six blocks at Memphis on Jan. 17... Recorded 17 points and a career-high 18 boards at Dallas on Nov. 19... Missed one game with a right ankle injury at Phoenix on Nov. 24, and spent one game on the Inactive List

with a concussion against Philadelphia on Dec. 21... **2009-10 (Chicago):** One of two Bulls to have played in all 82 games (70 starts)... Averaged 8.9 points, 7.4 rebounds and 1.27 blocks in 26.8 minutes... Selected to the T-Mobile NBA All-Rookie First Team... Led the team in scoring four times and in boards 24 times... Scored 10 or more points 35 times and went for 20 or more points in four games... Grabbed 10-plus rebounds in 21 games and posted 18 double-doubles... Topped all rookies in rebounds per game, field goal percentage, double-doubles and was second in blocks per game... Posted 14 points and a then-career-high 16 boards (11 offensive) at New York on Feb. 17... Posted his fifth double-double of the year with 16 points and recorded the first double-double of his career with 14 points and 13 boards at Cleveland on Dec. 4... Made his NBA debut vs. San Antonio on Oct. 29 and finished with six points and six boards in 16 minutes.

## PLAYOFFS NOTES

Has played in 66 playoff games (17 starts) and averaged 8.0 points, 4.7 rebounds and 1.0 blocks in 21.9 minutes per game... **2018 (Minnesota):** Appeared in all five games for Minnesota and averaged 6.2 points, 4.0 rebounds and 0.4 blocks in 24.6 minutes per game... **2017 (Oklahoma City):** Played in five games (all starts) and averaged 9.8 points and 3.6 rebounds in 23.6 minutes per game... **2015 (Chicago):** Played in 12 games (two starts) and averaged 7.4 points, 5.5 rebounds, 1.0 assists and 1.0 blocks in 23.0 minutes... **2014 (Chicago):** In five games vs. Washington, he averaged 18.2 points, 6.2 rebounds and 2.4 blocks in 30.8 minutes off of the bench... Went for a postseason career-high 32 points (13-16 FG, 6-7 FT) and seven rebounds in 32 minutes in Game 4 at Washington on Apr. 27... **2013 (Chicago):** In 12 games, he posted 6.5 points and 3.0 rebounds and in 17.2 minutes... **2012 (Chicago):** Played in six games and posted 9.5 points, 6.5 rebounds and 1.67 blocks in 22.8 minutes... **2011 (Chicago):** Played in 16 games and averaged 5.9 points, 4.1 rebounds and 1.38 blocks in 17.8 minutes... Recorded five games with 10-plus points off of the bench... **2010 (Chicago):** Started all five first-round games vs. Cleveland and averaged 7.6 points, 7.0 rebounds and 28.8 minutes.

## COLLEGE NOTES

Spent three seasons at Southern California and averaged 12.4 points, 8.5 rebounds, 2.41 blocks and 1.4 assists in 105 games (104 starts)... Left USC as the school's all-time leader in shots blocked with 253, and also ranked third all-time in Pac-10 history... Finished second all-time in Trojan history with 896 boards and 16th on the school's all-time scoring list with 1,307 points... Earned All-Conference Second Team honors his junior year, and also was named the Pac-10 Defensive Player of the Year that same season... Selected All-Conference Third Team and All-Defensive First Team as a sophomore... Named to the Pac-10 All-Freshman Team in 2006-07... **2008-09 (Southern California):** Helped lead the Trojans to the 2009 NCAA Tournament his junior year when he posted averages of 14.3 points, team highs of 9.0 rebounds and 2.86 blocks, 1.3 assists and shot a team-best 60.1% from the field (second best in school history)... Ranked first in the Pac-10 with 100 rejections and was third with 316 rebounds... **2007-08 (Southern California):** Appeared in 33 contests (32 starts) and averaged 10.8 points, team highs of 7.8 rebounds and 2.55 blocks, 1.3 assists and shot 58.0% from the field (third in the Pac-10) and 59.4% from the line... Finished first in the Pac-10 with 83 blocks... **2006-07 (Southern California):** Started all 37 games that he played in his freshman season and averaged 12.2 points, team highs of 8.7 rebounds and 1.86 blocks, 1.5 assists and shot 55.8% from the field... Set Trojan freshman records with 321 boards and 69 blocks... Selected to the Pac-10 Conference All-Tournament Team, when he averaged 12.0 points and 9.7 rebounds in three games... Posted two double-doubles and averaged 17.0 points, 11.3 rebounds and 2.67 blocks in USC's three-game NCAA Tournament run... Set the school freshman record with 321 boards his first year on campus, as well as the frosh record for blocks with 69.

## PERSONAL NOTES

Full name is Taj Jami Gibson... Majored in Communications... An early-entry candidate for the 2009 NBA Draft... His father played basketball for the U.S. Army National Team during the Vietnam War... Hosted the opening of the EnergizaBulls Fitness and Learning Center at McPherson Elementary School... Hosted a holiday party with the USO and Chicago Housing Authority at the Berto Center... Helped 20 students from Chicago Bulls College Prep high school spend \$100 gift cards courtesy of Dick's Sporting Goods "Shop with a Bull" holiday event... Joined Chicago Public Schools officials to promote the annual Back-to-School campaign to get students to school on the first day of classes in September 2009... He went door to door to hand out school supplies to local neighborhood students at Howe Elementary School to tip-off the beginning of the school year, as he co-hosted the Chicago Bulls and Kia Motors Back-to-School supply drive rally... Lists his favorite players as Jamal Tinsley and Lamar Odom... Enjoys listening to music and reading during his spare time.

## SOCIAL MEDIA

Twitter: @TajGibson22  
Instagram: tajgibson22





## CAREER HIGHS

Regular Season		Playoffs				
Points	28	2/15/2018	LAL @ MIN	32	4/27/2014	CHI @ WAS
Field Goals	12	2/11/2014	ATL @ CHI	13	4/27/2014	CHI @ WAS
Field Goal Attempts	23	2/6/2014	CHI @ GS	17	4/22/2014	WAS @ CHI
Three-Point Field Goal	1	12/31/2017	MIN @ IND (11 times)	0		
Three-Point Field Goal Attempts	2	12/31/2017	MIN @ IND (6 times)	1	5/13/2013	MIA @ CHI (3 times)
Free Throws	8	3/23/2018	MIN @ NY (8 times)	8	4/22/2014	WAS @ CHI
Free Throw Attempts	10	11/22/2017	ORL @ MIN (5 times)	10	4/22/2014	WAS @ CHI
Offensive Rebounds	11	2/17/2010	CHI @ NY	9	4/22/2014	WAS @ CHI
Defensive Rebounds	13	2/2/2013	CHI @ ATL (Twice)	10	5/6/2012	CHI @ PHI
Rebounds	19	2/2/2013	CHI @ ATL	12	5/6/2012	CHI @ PHI
Assists	7	2/24/2016	WAS @ CHI	3	4/30/2015	CHI @ MIL
Steals	4	1/29/2018	MIN @ ATL (3 times)	3	4/28/2012	PHI @ CHI
Turnovers	6	11/20/2016	CHI @ LAL (4 times)	5	4/21/2017	HOU @ OKC
Blocked Shots	6	1/5/2016	MIL @ CHI (4 times)	4	5/8/2012	PHI @ CHI (3 times)
Minutes	48	2/1/2013	CHI @ BRK	36	4/22/2014	WAS @ CHI

## NBA REGULAR SEASON STATS

YEAR/TEAM	G	MIN	FGM	FGA	PCT	3PM	3PA	PCT	FTM	FTA	PCT	OFF	DEF	TOT	RPG	AST	APG	PF	DQ	STL	BLK	PTS	PPG
09-10 Chicago	82	2204	311	629	.494	0	0	---	113	175	.646	226	385	611	7.5	70	0.9	282	9	50	104	735	9.0
10-11 Chicago	80	1742	234	502	.466	1	8	.125	100	148	.676	162	296	458	5.7	58	0.7	203	3	39	106	569	7.1
11-12 Chicago	63	1284	200	404	.495	0	0	---	84	135	.622	135	197	332	5.3	47	0.7	131	1	27	81	484	7.7
12-13 Chicago	65	1459	214	441	.485	0	4	.000	89	131	.679	125	220	345	5.3	61	0.9	166	2	27	90	517	8.0
13-14 Chicago	82	2351	429	896	.479	0	7	.000	211	281	.751	200	358	558	6.8	91	1.1	207	2	41	112	1069	13.0
14-15 Chicago	62	1692	254	506	.502	0	0	---	132	184	.717	162	234	396	6.4	71	1.1	162	1	36	75	640	10.3
15-16 Chicago	73	1936	263	500	.526	0	3	.000	101	146	.692	206	298	504	6.9	106	1.5	180	1	47	77	627	8.6
16-17 Chi.-OKC.	78	1989	365	709	.515	3	13	.231	113	158	.715	158	327	485	6.2	73	0.9	163	2	41	65	846	10.8
17-18 Minnesota	82	2727	425	737	.577	7	35	.200	142	185	.768	194	390	584	7.1	99	1.2	218	6	62	59	999	12.2
TOTALS	667	17384	2695	5324	.506	11	70	.157	1085	1543	.703	1568	2705	4273	6.4	676	1.0	1712	27	370	769	6486	9.7

## NBA PLAYOFF STATS

YEAR-TEAM	G	MIN	FGM	FGA	PCT	3PM	3PA	PCT	FTM	FTA	PCT	OFF	DEF	TOT	RPG	AST	APG	PF	DQ	STL	BLK	PTS	PPG
09-10 Chicago	5	145	16	38	.421	0	0	---	6	11	.545	9	26	35	7.0	3	0.6	17	1	1	3	38	7.6
10-11 Chicago	16	284	43	76	.566	0	1	.000	9	15	.600	26	40	66	4.1	9	0.6	32	1	5	22	95	5.9
11-12 Chicago	6	137	21	46	.457	0	0	---	15	22	.682	15	24	39	6.5	4	0.7	19	0	4	10	57	9.5
12-13 Chicago	12	206	31	66	.470	0	2	.000	16	22	.727	15	21	36	3.0	4	0.3	37	2	4	6	78	6.5
13-14 Chicago	5	154	32	57	.561	0	0	---	27	36	.750	21	10	31	6.2	2	0.4	12	0	2	12	91	18.2
14-15 Chicago	12	276	34	72	.472	0	0	---	21	30	.700	25	41	66	5.5	12	1.0	25	0	4	12	89	7.4
16-17 Chi.-OKC.	5	118	21	35	.600	0	0	---	7	8	.875	3	15	18	3.6	3	0.6	13	0	1	0	49	9.8
17-18 Minnesota	5	123	14	22	.636	0	0	---	3	3	1.000	7	13	20	4.0	2	0.4	8	0	1	2	31	6.2
TOTALS	66	1443	212	412	.515	0	3	.000	104	147	.707	121	190	311	4.7	39	0.6	163	4	22	67	528	8.0

# TYUS JONES

1 | GUARD

**HEIGHT:**

6-2

**WEIGHT:**

196 lbs

**BIRTHDATE:**

May 10, 1996 in Burnsville, Minnesota

**COLLEGE:**

Duke

**HIGH SCHOOL:**

Apple Valley High School (Apple Valley, Minnesota)

**EXPERIENCE:**

3 years

**ACQUIRED:**

Via trade from Cleveland (June 25, 2015)

**DRAFTED:**

2015, 1st round (24th overall) by the Cleveland Cavaliers





## 2017-18 NBA SEASON (MINNESOTA)

Completed his third NBA season by playing in all 82 games and making the first 11 starts of his career... Averaged 5.1 ppg, 1.6 rpg, 2.8 apg and 1.16 spg in 17.9 mpg, shooting 45.7% from the field, 34.9% (45-for-129) from beyond the arc and 87.7% (71-for-81) from the FT line... Started and scored 15 points Apr. 1 vs. Utah, his 11th double-digit effort; he tallied 9.4 ppg (45.9%), 2.5 rpg, 4.9 apg and 2.91 spg in 33.7 mpg as a starter, with the Wolves going 6-5 in those games... Dealt a season-high nine assists Mar. 28 vs. Atlanta... Chipped in 15 points Feb. 3 vs. New Orleans, and equaled his career best with three 3-pointers Jan. 18 at Houston... Swiped five steals Dec. 28 at Milwaukee; he ranked third in the NBA in ast/TO ratio (3.93-to-1) and third in stl/TO ratio (1.61-to-1)... Scored a season-high 16 points (in a career-best 41:35) Nov. 29 at New Orleans... Contributed career bests in steals (seven) and blocks (two) Nov. 26 vs. Phoenix, and claimed a career-high six rebounds Nov. 24 vs. Miami.

## NBA CAREER NOTES

Signed by Minnesota on July 7, 2015... Acquired by Minnesota in a draft-day trade with Cleveland on June 25, 2015... Selected by Cleveland in the 1st round (24th overall) of the 2015 NBA Draft... **2016-17 (Minnesota):** Concluded his second NBA season by playing in 60 games, including each of the final 26... Averaged 3.5 ppg, 1.1 rpg and 2.6 apg in 12.9 mpg, shooting 41.4% from the floor, 35.6% (26-for-73) from beyond the arc and 76.7% from the FT line... Swiped 32 steals in his last 32 contests and finished the season at a team-leading 2.98 stl/48... Pumped in a career-best 17 points with seven assists in the Apr. 12 finale at Houston, his fifth double-figure scoring effort of the year... Handed out a season-high nine assists (in a season-high 31:25) Feb. 6 vs. Miami, kicking off a 17-game stretch that saw him deal 48 assists vs. just four TOs (271 minutes)... Chipped in 11 points Feb. 24 vs. Dallas, and drilled the tie-breaking 3-pointer with :19.5 left Feb. 8 vs. Toronto... Posted career highs in rebounds (five), steals (five) and minutes (32:20) Nov. 8 at Brooklyn, adding 12 points and seven assists; he's the 12th (and 2nd-youngest) player in franchise history to notch a 4x5 game... **2015-16 (Minnesota):** Concluded his rookie NBA campaign by seeing action in 37 games, including each of the final 26... Contributed 4.2 ppg, 1.3 rpg, 2.9 apg and 0.84 spg in 15.5 mpg, shooting 35.9% from the floor, 30.2% (16-for-53) from three-point range and 71.8% from the line... Dished a team- and season-high 12 assists in the Apr. 13 finale vs. New Orleans, becoming the seventh player in franchise history (and one of only eight NBA players this season) to collect 12+ assists without a turnover in a game... Registered 94 ast/25 TOs (3.76-to-1) in his final 28 appearances, beginning Feb. 8 vs. New Orleans... Swiped a season-high four steals Apr. 7 at Sacramento; the game also halted a run of 21 straight misses from three-point distance (dating to Mar. 11 at Oklahoma City)... Scored a season-high 10 points twice (Mar. 16 at Memphis, Mar. 8 vs. San Antonio) and handed out six assists Mar. 25 at Washington... Recalled from Idaho (D-League) on Dec. 22; he averaged 24.7 ppg (48.7%) and 5.0 apg in six games with the Stampede after being assigned on Dec. 5... Made his NBA debut Nov. 10 vs. Charlotte, becoming the 3rd-youngest player in club history.

## PLAYOFFS NOTES

**2018 (Minnesota):** Appeared in four games for Minnesota vs. Houston and averaged 1.0 points, 2.0 assists and 2.3 rebounds in 13.8 minutes per game.

## INTERNATIONAL NOTES

Earned gold medals at the '14 FIBA Americas U18s, '12 FIBA U17 Worlds and the '11 FIBA Americas U16s... Averaged 8.2 points a tournament-leading 6.4 assists and 2.0 steals per game at the '14 FIBA Americas U18s... Produced 8.5 points, 5.4 assists and 2.0 steals per game at the '12 USA U17 Worlds... Contributed 4.6 points and led the field with 5.6 assists at the '11 FIBA Americas U16s... Played for the U.S. Junior National Select Team in the 2014 Nike Hoop Summit... Contributed 13 points, six assists and five steals.

## COLLEGE NOTES

Averaged 11.8 points, 5.6 assists, 3.5 rebounds and 1.5 steals... Named All-ACC Freshman Team, All-ACC Third Team and USBWA All-District III... Also tabbed the ACC Rookie of the Week four times and the Wayman Tisdale National Freshman of the Week once... Tabbed NCAA Tournament Most Outstanding Player after helping guide the Blue Devils to a National Championship... In the title game against Wisconsin, connected on all seven free throw attempts and scored a game-high 23 points... Hit two key three-pointers in the closing minutes, giving Duke a lead and then putting the game out of reach... Averaged 13.0 points, 4.5 assists, 1.7 steals, and 3.2 rebounds over six NCAA Tournament games and converted 22-of-24 (.917) attempts from the charity stripe... Ranked second in the ACC in both free throw percentage and assist average (5.6) and fourth in assist-to-turnover ratio... Recorded an assist-to-turnover ratio of 2.86:1, a Duke rookie record, while his 217 total assists ranked third all-time among freshman... Shot 88.9 percent from the free throw line, which also sits third on Duke's freshman list and his 144 made free throws ranks second.

## HIGH SCHOOL NOTES

Both the three-time Gatorade and AP Minnesota Player of the Year... Averaged 25.6 points, 8.1 assists, 4.5 rebounds and 2.7 steals per contest in leading Apple Valley to a 27-2 record and the Class 4A Section 3 title game as a senior... Scored seven points and added a game-high 10 assists for the East team in the McDonald's All-American game... Dished out a game-high 12 assists to go along with 10 points and seven rebounds in the Jordan Brand Classic... Selected to the USA Today second team All-USA Boys Basketball Team... As a junior, led Apple Valley to the MSHSL Class 4A championship.

## PERSONAL NOTES

Born on May 10, 1996, in Burnsville, Minnesota... Full name is Tyus Robert Jones... Son of Debbie and Robert Jones... Has an older brother, Jadee, and a younger brother, Tre, who plays for Duke University... Brother, Jadee, played basketball for Furman University (2005-07) and Mankato State University (2008-09)... Father, Rob, played basketball at University of Wisconsin-Parkside... Mother, Debbie, was a high school point guard and led Devils Lake to a North Dakota high school championship... Went on to play at Lake Region State College in North Dakota... Aunt, Darcy Cascaes, earned two high school state championships at Devils Lake and was an all-conference guard for University of North Dakota... Uncle, Al Nuness, was a captain for Minnesota Gophers basketball in the 1960s... Cousin, Jared Nuness, was 1997 Minnesota Gatorade Player of the Year and runner-up Minnesota Mr. Basketball... Has volunteered in his community for Feed My Starving Children and has served as a motivational speaker for elementary school children... Is an ambassador for the United Heroes League, which provides the military community with free sports equipment, free athletic camps and clinics, and financial grants and tickets... Outfitted the Excell Academy in Brooklyn Park with the "Write Your Own Story" Learning Lab in May 2017, which included 30 computer work stations and a projection system... Teamed with TCL to donate a new "Write Your Own Story" technology lab in September 2018 to Westview Elementary, which he attended... Played AAU for Howard Pulley... Averaged 22.6 points, 2.7 rebounds, 7.0 assists and 2.3 steals per game in 2013 EYBL play... Led the team to the 2013 AAU National Championship at the Super Showcase in Orlando... Named the Samsung NBA Summer League 2016 Most Valuable Player.

## SOCIAL MEDIA

Twitter: TyusJones06  
Instagram: 1tyus





## CAREER HIGHS

	Regular Season			Playoffs		
Points	17	4/12/2017	MIN @ HOU	2	4/21/2018	HOU @ MIN (Twice)
Field Goals	6	4/1/2018	UTA @ MIN (5 times)	1	4/21/2018	HOU @ MIN (Twice)
Field Goal Attempts	13	4/1/2018	UTA @ MIN	5	4/18/2018	MIN @ HOU
Three-Point Field Goals	3	1/18/2018	MIN @ HOU (4 times)	0		
Three-Point Field Goal Attempts	7	3/30/2016	LAC @ MIN	1	4/25/2018	MIN @ HOU (Twice)
Free Throws	6	11/5/2016	MIN @ OKC	0		
Free Throw Attempts	6	11/5/2016	MIN @ OKC (Twice)	0		
Offensive Rebounds	3	1/2/2016	MIL @ MIN	0		
Defensive Rebounds	5	12/31/2015	MIN @ DET	5	4/18/2018	MIN @ HOU
Rebounds	6	11/24/2017	MIA @ MIN	5	4/18/2018	MIN @ HOU
Assists	12	4/13/2016	NO @ MIN	3	4/25/2018	MIN @ HOU (Twice)
Steals	7	11/26/2017	PHO @ MIN	1	4/25/2018	MIN @ HOU
Turnovers	4	1/3/2018	MIN @ BRK	1	4/25/2018	MIN @ HOU
Blocked Shots	2	11/26/2017	PHO @ MIN (Twice)	0		
Minutes	42	11/29/2017	MIN @ NO	29	4/18/2018	MIN @ HOU

## NBA REGULAR SEASON STATS

YEAR/TEAM	G	MIN	FGM	FGA	PCT	3PM	3PA	PCT	FTM	FTA	PCT	OFF	DEF	TOT	RPG	AST	APG	PF	DQ	STL	BLK	PTS	PPG
15-16 Minnesota	37	573	56	156	.359	16	53	.302	28	39	.718	7	40	47	1.3	108	2.9	33	0	31	3	156	4.2
16-17 Minnesota	60	774	75	181	.414	26	73	.356	33	43	.767	10	57	67	1.1	156	2.6	50	0	48	5	209	3.5
17-18 Minnesota	82	1467	150	328	.457	45	129	.349	71	81	.877	16	116	132	1.6	232	2.8	110	0	95	6	416	5.1
TOTALS	179	2814	281	665	.423	87	255	.341	132	163	.810	33	213	246	1.4	496	2.8	193	0	174	14	781	4.4

## NBA PLAYOFF STATS

YEAR-TEAM	G	MIN	FGM	FGA	PCT	FG3M	FG3A	PCT	FTM	FTA	PCT	OFF	DEF	TOT	RPG	AST	APG	PF	DQ	STL	BLK	PTS	PPG
17-18 Minnesota	4	55	2	7	.286	0	2	.000	0	0	---	0	9	9	2.3	8	2.0	0	0	1	0	4	1.0
TOTALS	4	55	2	7	.286	0	2	.000	0	0	---	0	9	9	2.3	8	2.0	0	0	1	0	4	1.0

# JAMES NUNNALLY

**7** | FORWARD

**HEIGHT:**

6-7

**WEIGHT:**

208 lbs

**BIRTHDATE:**

July 14, 1990 in San Jose, California

**COLLEGE:**

UC Santa Barbara

**HIGH SCHOOL:**

Weston Ranch High School (Stockton, California)

**EXPERIENCE:**

1 year

**ACQUIRED:**

Via free agency (August 8, 2018)

**DRAFTED:**

2012, Undrafted





## NBA CAREER NOTES

Signed by the Timberwolves on August 8, 2018... Signed to a second 10-day contract with the 76ers on March 27, 2014... Signed to a 10-day contract by Philadelphia on March 17, 2014... Signed to a 10-day contract with the Atlanta Hawks on Jan. 11, 2014... Waived by the Phoenix Suns on Oct. 24, 2013... Signed as a free agent by Atlanta on Sept. 28, 2013... Undrafted in the 2012 NBA Draft... **2013-14 (Atlanta/Philadelphia):** Appeared in 13 games between Atlanta and Philadelphia, averaging 3.4 points and 1.5 rebounds in 12.7 minutes per game... Played in four games with Atlanta, averaging 4.5 points and 2.0 rebounds in 13.5 minutes per game... Averaged 12.3 minutes in nine games with Philadelphia, averaging 2.9 points... Scored a career-best eight points vs. Chicago on Mar. 19 with the 76ers.

## INTERNATIONAL NOTES

**2017-18:** Played with Fenerbahce Ulker in the Euroleague and Turkish BSL for the second consecutive season... In Euroleague play, appeared in 29 games (19 starts) and averaged 9.3 points on 54.0% shooting, including 55.4% from three-point range... Helped lead Fenerbahce to its fourth consecutive Final Four appearance, eventually losing to Real Madrid in the EuroLeague Final... Averaged 11.3 points in 23.0 minutes per game during 27 BSL contests... **2016-17:** Spent his first season with Fenerbahce Ulker in Turkey, appearing in 64 games between Euroleague and BSL play... Averaged 11.9 points in 21.2 minutes during BSL play, connecting on 57.4% from the field and 47.1% from three-point range... **2015-16:** Played with Sidigas Avellino in Italy's League Basket Serie A... Averaged 18.4 points on 47.6% shooting (41.2% from three-point range) in 40 league contests, averaging 31.6 minutes per game... Led Sidigas Avellino to a runner-up finish in the Italian Cup... Named Italian League MVP for 2015-16, finishing third in the league in scoring average... **2014-15:** Signed with Movistar Estudiantes in Spain's Liga ACB, averaging 9.4 points in seven contests... Joined Israel's Maccabi Ashdod in December and appeared in 24 games over the remainder of the season, averaging 17.1 points on 42.6% shooting (38.1% from three-point range)... **2013-14:** After spending the majority of the season in the NBA G League and signing a few 10-day contracts in the NBA, signed with Cangrejeros de Santurce in Puerto Rico... Averaged 18.2 points on 45.1% shooting in 31.4 minutes per game... **2012-13:** Played in three games with Kavalas in Greece, averaging 9.7 points in 26.5 minutes per game.

## COLLEGE NOTES

Finished his career at UC Santa Barbara in fifth place on the Gauchos' all-time scoring list with 1685 career points... Also finished seventh in field goals (558), fifth in free throws (382) and ninth in three-pointers made (187)... Led the team in rebounding during his sophomore season, averaging 14.7 points and 5.6 rebounds per game... Alongside teammate Orlando Johnson as a junior in 2010-11, combined for the most points amongst a duo in UC Santa Barbara history (1194)... Selected to the All-Big West second team both as a sophomore and senior... Named All-Big West honorable mention as a junior.

## PERSONAL NOTES

Born on July 14, 1990 in San Jose, Calif... Son of Deanna Johnson-Hales and Terry Hales... Also competed in football and track as a high school athlete... Hobbies include bowling... Kobe Bryant is Nunnally's favorite athlete... Favorite movies include Above the Rim, Love and Basketball, Dumb and Dumber, Menace to Society and Wedding Crashers... On television, he watches Fresh Prince, America's Next Best Dance Crew, and ESPN.

## SOCIAL MEDIA

Twitter: @AllorNunn21  
Instagram: jnunn21

## NBA REGULAR SEASON STATS

YEAR/TEAM	G	MIN	FGM	FGA	PCT	3PM	3PA	PCT	FTM	FTA	PCT	OFF	DEF	TOT	RPG	AST	APG	PF	DQ	STL	BLK	PTS	PPG
13-14 Atl/Phi	13	165	15	46	.326	8	25	.320	6	9	.667	1	18	19	1.5	8	0.6	11	0	6	2	44	3.4
TOTALS	13	165	15	46	.326	8	25	.320	6	9	.667	1	18	19	1.5	8	0.6	11	0	6	2	44	3.4

## CAREER HIGHS

		Regular Season	
Points	8	3/19/2014	CHI @ PHI
Field Goals	3	3/19/2014	CHI @ PHI
Field Goal Attempts	8	1/24/2014	SAS @ ATL
Three-Point Field Goal	2	3/29/2014	DET @ PHI
Three-Point Field Goal Attempts	3	3/27/2014	PHI @ HOU (4 times)
Free Throws	2	1/31/2014	ATL @ PHI
Free Throw Attempts	2	4/2/2014	CHA @ PHI (4 times)
Offensive Rebounds	1	1/25/2014	ATL @ MIL
Defensive Rebounds	3	4/2/2014	CHA @ PHI (3 times)
Rebounds	3	4/2/2014	CHA @ PHI (4 times)
Assists	2	4/5/2014	BRK @ PHI
Steals	2	4/2/2014	CHA @ PHI (2 times)
Turnovers	4	1/24/2014	SAS @ ATL
Blocked Shots	1	3/19/2014	CHI @ PHI
Minutes	22	1/24/2014	SAS @ ATL



# JOSH OKOGIE

**20** | GUARD

**HEIGHT:**

6-4

**WEIGHT:**

212 lbs

**BIRTHDATE:**

September 1, 1998 in Lagos, Nigeria

**COLLEGE:**

Georgia Tech

**HIGH SCHOOL:**

Shiloh High School (Snellville, Georgia)

**EXPERIENCE:**

Rookie

**ACQUIRED:**

Via 2018 NBA Draft (June 21, 2018)

**DRAFTED:**

2018, 1st round (20th overall) by the Minnesota Timberwolves





## NBA CAREER NOTES

Signed by Minnesota on July 2, 2018... Selected by Minnesota in the 1st round (20th overall) of the 2018 NBA Draft.

## INTERNATIONAL NOTES

Accepted an invitation to attend the 2017 USA Basketball Men's U19 World Cup Team Training Camp on June 8, 2017... Named to the 2017 USA Basketball Men's U19 World Cup roster on June 22, 2017... Averaged 4.6 points, 4.6 rebounds in 13.4 minutes per game as the team went 6-1 and won bronze.

## COLLEGE NOTES

Accumulated 1,033 points in his career, most by a Tech sophomore since Matt Harpring finished his sophomore season (1995-96 season) with 1,021... Finished Tech career in 43rd place on Tech's all-time scoring list... Versatile perimeter player with the length, athletic ability and basketball IQ enable him to compete at all three perimeter positions... Scored in double digits in 38 of his last 40 games and 54 times in 61 career games... Scored 20 or more 20 times (13 times in ACC games), 30 or more three times in his career... **2017-18 (Georgia Tech):** Named to the All-Atlantic Coast Conference third team as a sophomore after averaging 18.2 points and 6.3 rebounds in 36.4 minutes per game... Scoring average of 18.2 per game ranked fourth in the ACC and was the highest for any Tech player since Matt Harpring finished the 1997-98 season at 21.6, and was the highest for any Tech sophomore since Harpring posted 18.6 points per game in 1995-96 (Kenny Anderson scored 25.9 points per game in 1990-91 season)... Best in the ACC at getting to the free throw line (6.8 FTA per game) and converted 82.1 percent on a team-high 162 attempts... Ranked 10th in percentage... Averaged 6.7 rebounds in ACC play, third-best for an ACC guard, and only one player ahead of him was shorter than his 6-4 height (Ky Bowman of Boston College)... Grabbed career-best 16 at Florida State, most ever by a Tech guard in an ACC game... **2016-17 (Georgia Tech):** ACC All-Freshman team choice who ranked third among ACC first-year players in scoring at 16.1 points per game... Recorded the fifth-highest scoring average for a freshman in Tech history... His 596 total points for the season were the third most by a Tech freshman in program history... Led Tech in scoring in NIT games (19.8 ppg), hitting 46.5 percent from the floor... Also averaged 7.4 rebounds per game with 14 total assists and just six turnovers... Named to the NIT all-tournament team... Ranked 15th in the ACC in scoring average, with 32 double-figure scoring games... Team's third-leading rebounder (5.4 per game, four double-figure games)... In ACC games, he averaged 17.1 points (13th best in the ACC) and 5.9 rebounds, shot 48.1 percent from the floor and 42.9 percent from three-point range.

## HIGH SCHOOL NOTES

Rated a three-star prospect by both Rivals and Scout... 247sports.com tabbed the senior as the state's fourth-best player while Rivals ranked him among the country's top 150 players... A three-year starter at Shiloh High School who led the Generals' to a 28-4 mark and the program's first-ever state semi-final appearance as a junior, then to a 24-6 record and the Region 8-AAAAAA championship as a senior... Averaged 13 points in three playoff games... Named the Gwinnett Daily Post's Player of the Year as a junior and a senior, and was named first-team All-State by the Atlanta Journal-Constitution and the Atlanta Tip-Off Club in 2016... Honor roll student who graduated with a 3.8 GPA... Played on the national AAU circuit with CP3.

## PERSONAL NOTES

Born September 1, 1998 in Lagos, Nigeria... Full name is Joshua Aloiyi Okogie (pronounced "oh-KO-ghee")... Son of Pius and Anthonia Okogie... Fourth of five children: Evaristus, Nathaniel, Rachael and Emmanuel... Tried out basketball just for fun at age 8... Majored in business administration at Georgia Tech.

## SOCIAL MEDIA

Twitter: CallMe\_NonStop  
Instagram: callme\_nonstop



# JUSTIN PATTON

**24** | CENTER

**HEIGHT:**

7-0

**WEIGHT:**

241 lbs

**BIRTHDATE:**

June 14, 1997 in Riverdale, Georgia

**COLLEGE:**

Creighton

**HIGH SCHOOL:**

Omaha North High School (Omaha, Nebraska)

**EXPERIENCE:**

1 year

**ACQUIRED:**

Via trade from Chicago (June 22, 2017)

**DRAFTED:**

2017, 1st round (16th overall) by the Chicago Bulls







## 2017-18 NBA SEASON (MINNESOTA)

Split his rookie season in the NBA between Minnesota and the G-League's Iowa Wolves... Underwent surgery after the regular season on April 19 to repair a broken fifth metatarsal in his left foot... Made his NBA debut Apr. 1 vs. Utah, scoring two points with one steal in 3:44... Wrapped up his G-League campaign on Mar. 24 by tallying a season-high 22 points at Agua Caliente... Started the final 28 games and 38 of Iowa's 50 contests overall... Pulled down a season-high 11 rebounds Jan. 27 vs. Texas and dished a season-best seven assists Jan. 17 at South Bay... Made his pro debut in the Dec. 8 win vs. Salt Lake City in Des Moines, collecting 15 points, seven rebounds and four blocks... Underwent surgery on July 4, 2017 to repair a fractured fifth metatarsal in his left foot, causing him to miss the NBA season's first 23 games before being assigned to Iowa.

## NBA CAREER NOTES

Signed by Minnesota on July 4, 2017... Acquired by Minnesota in a draft-day trade with Chicago on June 22, 2017... Selected by Chicago in the 1st round (16th overall) of the 2017 NBA Draft.

## COLLEGE NOTES

Played one season at Creighton after redshirting his freshman year... **2016-17 (Creighton):** Led the Big East and ranked second nationally with a field goal percentage of 67.6 for Creighton... Finished second on the team in scoring (12.9 ppg) and led Creighton in rebounding (6.2 rpg) and blocks (1.4 bpg)... Logged four games with at least 22 points... Had 72 dunks in 35 games... The Big East Freshman of the Year and a unanimous pick to the Big East's All-Freshman Team... Named All-Big East Second Team and NABC All-District 5 Second Team... Earned Big East Freshman of the Week honors three times... Enjoyed a 12-game stretch of increased production from Dec. 20 to Jan. 31 in which he averaged 16.0 points on 67.2 percent shooting... Helped the Bluejays to the Big East Tournament final and the NCAA Tournament... **2015-16 (Creighton):** Sat out the season as a redshirt... Practiced but did not play... Appeared in Creighton's exhibition game vs. Upper Iowa on Nov. 6 and recorded seven points and two rebounds in six minutes.

## HIGH SCHOOL NOTES

Developed from a relatively unknown prospect as a junior to a five-star prospect and top-50 recruit by the end of his senior year at Omaha North... Led North to a school-record 23 wins in 27 games, a district title and a state tournament appearance... Averaged 14.1 points, 9.9 rebounds and 3.6 blocks... Played in the Kentucky Derby Classic All-Star Game, finishing with 17 points four rebounds, three assists and two steals in 19 minutes... Ranked 24th in the final 2015 Scout rankings of high school seniors and eighth among centers... Named All-State First Team by the Omaha WorldHerald, becoming North's only such selection since 1986.

## PERSONAL NOTES

Born on June 14, 1997 in Riverdale, Georgia, but grew up in Omaha, Nebraska... Creighton was his lone scholarship offer at the time he accepted it, according to a March 2017 New York Times article on his national emergence... Favorite book is The Great Gatsby... Already making an impact in the Minnesota community by joining forces with Big Brothers & Big Sisters during multiple offseason events during the summer of 2017.

## SOCIAL MEDIA

Twitter: JustinPatton17

## NBA REGULAR SEASON STATS

YEAR/TEAM	G	MIN	FGM	FGA	PCT	3PM	3PA	PCT	FTM	FTA	PCT	OFF	DEF	TOT	RPG	AST	APG	PF	DQ	STL	BLK	PTS	PPG
17-18 Minnesota	1	4	1	2	.500	0	0	---	0	0	---	0	0	0	0.0	0	0.0	1	0	1	0	2	2.0
TOTALS	1	4	1	2	.500	0	0	---	0	0	---	0	0	0	0.0	0	0.0	1	0	1	0	2	2.0

## CAREER HIGHS

	Regular Season	
Points	2	4/1/2018
Field Goals	1	4/1/2018
Field Goal Attempts	2	4/1/2018
Three-Point Field Goals	0	
Three-Point Field Goal Attempts	0	
Free Throws	0	
Free Throw Attempts	0	
Offensive Rebounds	0	
Defensive Rebounds	0	
Rebounds	0	
Assists	0	
Steals	1	4/1/2018
Turnovers	0	
Blocked Shots	0	
Minutes	4	4/1/2018

UTA @ MIN

UTA @ MIN

UTA @ MIN

UTA @ MIN

UTA @ MIN

# DERRICK ROSE

25 | GUARD

**HEIGHT:**

6-3

**WEIGHT:**

200 lbs

**BIRTHDATE:**

October 4, 1988 in Chicago, Illinois

**COLLEGE:**

Memphis

**HIGH SCHOOL:**

Simeon Career Academy (Chicago, Illinois)

**EXPERIENCE:**

9 years

**ACQUIRED:**

Via free agency (July 4, 2018)

**DRAFTED:**

2010, 1st round (1st overall) by the Chicago Bulls







## 2017-18 NBA SEASON (CLEVELAND/UTAH/MINNESOTA)

Minnesota was the last of three stops during his ninth NBA campaign... Appeared in eight games for the Wolves after being signed for the remainder of the season on Mar. 8, missing six (Mar. 23-Apr. 1) due to a sprained right ankle suffered Mar. 20 vs. the L.A. Clippers... Contributed 5.8 ppg (42.6%) and 1.2 apg in 12.4 mpg with Minnesota, tallying 14 points vs. Houston on Mar. 18 and adding 13 in the Apr. 9 win vs. Memphis... Waived by Utah on Feb. 10, having been acquired by the Jazz from Cleveland (along with forward Jae Crowder) on Feb. 8 as part of a three-team trade that sent guard Rodney Hood to the Cavaliers and forward Joe Johnson to Sacramento... Played in 16 games (seven starts) for Cleveland, averaging 9.8 ppg, 1.8 rpg and 1.6 apg in 19.3 mpg; he shot 43.9% from the floor and 85.4% (35-for-41) from the FT line... Scored a season-high 20 points Nov. 3 at Washington and collected 19 points Nov. 1 vs. Indiana.

## NBA CAREER NOTES

Drafted first overall in the 2010 NBA Draft by the Chicago Bulls... Traded by Chicago on June 22, 2016 with Justin Holiday and a 2017 second-round draft pick to New York for Jose Calderon, Jerian Grant and Robin Lopez... Signed as a free agent with Cleveland on July 25, 2017... Named as NBA Most Valuable Player in 2011, becoming the youngest player to earn the honor in NBA history (22 years, 191 days)... Named All-NBA First Team in 2011... Three-time NBA All-Star (2010, 2011, 2012)... Voted as a starter in the NBA All-Star Game in 2011 and 2012... Two-time participant in the Taco Bell Skills Challenge (2009, 2011), winning the contest in 2011... Participated in the BBVA Rising Stars Challenge in 2009... Two-time winner of NBA's Eastern Conference Player of the Month for games played in April 2010 and March 2011... Four-time Eastern Conference Player of the Week honoree (Nov. 11, 2010; Jan. 4, 2010; Jan. 18, 2011; Jan. 16, 2012; March 5, 2012)... Named NBA T-Mobile Rookie of the Year in 2009, receiving 111 of 120 possible votes... Named All-Rookie First Team in 2009... Three-time winner for NBA's Rookie of the Month Award, for games played in November 2008, December 2009 and March 2009... Helped Team USA capture the Gold Medal at the 2014 FIBA World Cup after appearing in nine games, averaging 4.8 points and 3.1 assists in 17.1 minutes... Also helped Team USA win the Gold Medal at the 2010 FIBA World Cup... **2016-17 (New York):** Appeared in 64 contests (all starts) with New York... Averaged 18.0 points on 47.1 shooting, 3.8 rebounds and 4.4 assists in 32.5 minutes... Shot a career-best .874 from the free throw line (16th in NBA)... Dished out a season-best 11 assists, while adding 15 points and seven boards in 38 minutes Nov. 4 at Chicago... Scored a season-high tying 30 points on 10-20 (.500) shooting and a perfect 10-10 mark on free throws, to go along with seven rebounds and four assists in 38 minutes on Nov. 28 against Oklahoma City... Posted a double-double with a season-high tying 30 points on 13-24 (.542) shooting, while adding 10 rebounds, five assists, two steals and two blocks on Jan. 17 at Boston... Missed two games from Dec. 7-Dec. 9 with a back strain... Missed two games from Dec. 15-Dec. 17 with back spasms... Missed four games with a sprained left ankle from Jan. 29-Feb. 4... Missed one game on March 23 with a right foot injury... Missed eight games from March 29-April 12 with a torn meniscus... Was marked as NWT once and was placed on the Inactive List 16 times... **2015-16 (Chicago):** Played in 66 games (all starts) with Chicago... Averaged 16.4 points on .427 shooting and 4.7 assists in 31.8 minutes... Led Bulls in scoring 17 times and assists 27 times... Had 21 20+ scoring games and three 30+ efforts... Tallied a season-high 34 points, four rebounds and eight assists in epic 4OT loss to Pistons on Dec. 18, logging season-high 54 minutes... Missed 14 games due to injury, including six in mid-season due to right hamstring tendinitis... Also missed two games with a sore left ankle, two with a left adductor strain, two with a left elbow contusion and one each with general soreness and left knee tendinitis... **2014-15 (Chicago):** Played in 51 games (all starts) and averaged 17.7 points, 4.9 assists and 3.2 rebounds in 30.0 minutes... Shot .405 from the field and .813 from the free throw line... Led the team in scoring 27 times, in assists 24 times and in minutes two times... Recorded four point-assist double-doubles... Scored a season-high 32 points and added five assists in 36 minutes Jan. 14 vs. Washington... Scored 30 points and hit the game-winning shot with eight seconds left in overtime at Golden State on Jan. 27... Missed four games with ankle sprains from Nov. 1-Nov. 4 and Nov. 7-Nov. 8... Missed four contests with a left hamstring strain from Nov. 15-Nov. 21... Missed two games due to illness from Dec. 18-Dec. 19... Missed one game with left knee soreness on Jan. 10... Missed 20 games with a right knee injury from Feb. 25-April 5... Was a DNP-CD twice and spent 28 games on the Inactive List... **2013-14 (Chicago):** Appeared in 10 games (10 starts) and posted averages of 15.9 points, 4.3 assists and 3.2 rebounds in 31.1 minutes... Shot .844 from the free throw line... Drained the game winning shot with 5.7 second left, finishing with 19 points, six rebounds and three assists in 34 minutes Oct. 31 vs. the Knicks... Missed the final 71 games of the season after he tore the medial meniscus in his right knee at Portland on Nov. 22... Missed one game due to a sore right hamstring at Toronto on Nov. 15... Posted one DNP-CD and spent 71 games on the Inactive List... **2012-13 (Chicago):** Missed the entire season with a left knee injury... **2011-12 (Chicago):** Appeared in 39 games (all starts) for Chicago... Averaged a team-high 21.8 points, a career-high 7.9 assists and 3.4 rebounds in 35.3 minutes... Dished out 10 or more assists in a game nine times, resulting in nine double-doubles... Finished with 29 points, going 8-14 (.571) from the field, 3-4 (.750) from deep and 10-11 (.909) from the free throw line, a season-high tying eight rebounds and a season-best 16 assists in 42 minutes Dec. 30 at the Clippers... Had a season-high

tying 35 points on 10-20 (.500) shooting and a 14-15 (.933) clip on free throws, eight assists, two steals and a season-best three blocks in 31 minutes Jan. 30 at Washington... Led the team in scoring 23 times, in rebounds once and in assists 32 times... Missed five games with a left toe sprain on Jan. 11 and from Jan. 16-Jan. 21... Missed five games with a sore lower back from Feb. 10-Feb. 18... Missed 12 games with a sore right groin from March 14-April 5... Missed four games with a sore right ankle/right foot on April 10 and from April 16-April 19... Spent seven games on the Inactive List and was a DNP-CD 19 times... **2010-11 (Chicago):** Played and started in all 81 games for Chicago, earning NBA MVP honors after averaging a career-high 25.0 points on .445 shooting, a career-best 4.1 rebounds, 7.7 assists and 1.1 steals in 37.4 minutes... Led the Bulls in scoring a team-high 54 times, in rebounds twice and in assists a team-best 70 times... Scored in double-figures 80 times, including 20 or more points 62 times, 30-plus points 23 times and 40-plus points twice... Ranked second on the team with 23 double-doubles (the most by a Bulls guard since Scottie Pippen posted 27 in 1994-95), including 19 point-assist double-doubles and four point rebound double-doubles... Joined Michael Jordan and Bob Love as the only Bulls players to score 2,000 points in a single season... Became the fifth player in NBA history to post 2,000 points, 600 assists and 300 rebounds in a single season (along with Oscar Robertson, John Havlicek, Michael Jordan and LeBron James)... Became the seventh player in NBA history to average 25.0 ppg, 7.5 apg and 4.0 rpg in a single season (along with Oscar Robertson, Jerry West, Larry Bird, Michael Jordan, Dwyane Wade and LeBron James)... Was Chicago's first All-Star starter since Michael Jordan in 1998 when he was voted in as a starter for the game in Los Angeles, where he posted 11 points, five assists and three boards in 30 minutes... Was the only player in the NBA to rank in the top 10 in scoring (25.0 ppg, 7th) and assists (7.7 apg, 10th) also finished the season ranked 3rd in field goals attempted (1,597), 4th in points (2,026), 5th in field goals made (711), 8th in assists (623), 9th in minutes (3,026), 9th in three-pointers attempted (385), 9th in free throws made (476), 11th in free throws attempted (555) and 14th in minutes per game (37.4)... Notched his first career triple-double with 22 points, 10 rebounds and 12 assists Jan. 17 at Memphis... Had a career-high tying 42 points on .643 (18-28) shooting and a perfect 6-6 mark on free throws, five rebounds and eight assists in 39 minutes Feb. 17 vs. San Antonio... Scored in a career-high tying 42 points, including a career-best 18-21 (.857) mark from the charity stripe, to go along with four rebounds in 39 minutes March 18 at Indiana... **2009-10 (Chicago):** Played and started in 78 games for Chicago... Averaged 20.8 points (t-12th in NBA) on a career-best .489 shooting, 3.8 rebounds and 6.0 assists (11th in NBA) in 36.8 minutes... Led the team in scoring 38 times (team-high) and in assists 59 times (team-high)... scored 20 or more points a team-high 44 times and 30 or more eight times... Recorded six double-doubles and six games with 10 or more assists... Had a double-double with 27 points on 13-23 (.565) shooting, seven rebounds and 10 assists in 42 minutes on Dec. 8 versus the Nets... Finished with 37 points, a season-high tying nine rebounds and six assists in 50 minutes Jan. 15 vs. Washington... Tallied a season-high 39 points on 15-22 (.682) shooting, five rebounds, seven assists and a season-high three blocks in 46 minutes April 13 vs. Boston... Missed four games from March 12-19 with a left wrist sprain... **2008-09 (Chicago):** Was named Rookie of the Year, appearing in 81 games (80 starts) for the Bulls during his rookie season... Averaged 16.8 points on .475 shooting, 3.9 rebounds and 6.3 assists in 37.0 minutes... Became the third Bulls rookie to ever win Rookie of the Year (co-winner Elton Brand 1999-00 and Michael Jordan 1984-85)... Earned NBA Eastern Conference Rookie of the Month honors for November, December and March (no other rookie claimed the award more than two times)... Was crowned the champion of the 2009 PlayStation® Skills Challenge over All-Star Weekend in Phoenix... Among all rookies he ranked 2nd in scoring (16.8 ppg), 1st in assists (6.3 apg), 2nd in minutes (37.0 mpg), 4th in shooting percentage (.475), 7th in free-throw percentage (.788), 8th in steals and 9th in rebounds (3.9 rpg)... In NBA debut on Oct. 28, finished with 11 points, four rebounds, nine assists and three steals in 32 minutes; his nine assists in his NBA debut are tied for the second-most by a No. 1 pick in his pro debut since the common draft began in 1966 (Jimmy Walker with 10 in 1967 and LeBron James with nine in 2003); also joined LeBron James as just the second player to record at least 11 points, nine assists and three steals in his NBA debut (dating back to 1973 when the NBA began recording steals for individual players)... Scored a season-high tying 27 points on 10-18 (.556) shooting, to go along with six assists and two steals in 41 minutes March 6 vs. Milwaukee.

## PLAYOFF NOTES

Appeared in 46 playoff games for Chicago and Minnesota in his postseason career, averaging 22.7 points, 4.5 rebounds, 6.6 assists and 1.0 steals in 38.8 minutes per game... Owns a free throw percentage of .838... **2018 (Minnesota):** Averaged 14.2 points in 23.8 minutes per game off the bench over five postseason appearances... Scored 17 points and finished +13 off the bench in Minnesota's Game 3 win over Houston... **2015 (Chicago):** Started in all 12 games, averaging 20.3 points, 4.8 rebounds, 6.5 assists and 1.2 steals in 37.8 minutes... Shot .897 from the free throw line... Scored in double digits in all 12 games, including 30 or more points three times... Tallied 34 points, going 12-23 (.522) from the field and a playoff career-best 5-9 (.545) from beyond the arc, to go along with five rebounds, eight assists and three steals in 48 minutes in Game 3 of the First Round vs. Milwaukee... Posted a double-double with 14 points, seven rebounds and 10 assists in 37 minutes in Game 2 of the Eastern Conference Semifinals vs. Cleveland... Had 30 points, including the game winning three-pointer as time expired, seven rebounds





and seven assists in 39 minutes during Game 3 of the Eastern Conference Semifinals vs. Cleveland... Scored 31 points, including a perfect 7-7 mark from the charity stripe, two rebounds and four assists in 41 minutes vs. Cleveland in Game 4 of the Eastern Conference Semifinals... **2012 (Chicago):** Had 23 points, nine rebounds and nine assists in 37 minutes in Game 1 of the First Round versus Philadelphia... Tore his left anterior cruciate ligament and missed the remainder of the postseason... **2011 (Chicago):** Appeared in all 16 games (all starts) with Chicago, averaging a postseason career-high 27.1 points, 4.3 rebounds, 7.7 assists and 1.4 steals in 40.6 minutes... Had a playoff career-high six double-doubles in the postseason... Shot .396 from the field and .828 on free throws... Tallied 39 points, including a postseason career-best 19-21 (.905) mark from the charity stripe, six rebounds, six assists and three blocks in Game 1 of the First Round against Indiana... Scored a postseason career-best 44 points on 16-27 (.593) shooting, five rebounds and seven assists in 38 minutes in Game 3 of the Eastern Conference Semifinals at Atlanta on May 6... **2010 (Chicago):** Started all five games for the Bulls, averaging 26.8 points on .456 shooting, 3.4 rebounds and 7.2 assists in 42.4 minutes... Recorded a double-double with 28 points, seven rebounds and 10 assists in 43 minutes in Game 1 of the First Round at Cleveland... Finished with 31 points on 13-26 (.500) shooting, two rebounds and seven assists on April 22 in Game 3 against Cleveland in the First Round... **2009 (Chicago):** Appeared in seven games, averaging 19.7 points on a playoff career-high .492 shooting, 6.3 rebounds and a team-high 6.4 assists in 44.7 minutes... Tallied 36 points on 12-19 (.632) shooting and a perfect 11-11 from the charity stripe, 11 assists and three rebounds in 50 minutes in Game 1 of the First Round at Boston; tied Lew Alcindor's NBA-playoff record for most points by a rookie in his NBA playoff debut.

## COLLEGE NOTES

In lone season at Memphis (2007-08), led Tigers to NCAA Final Four with averages of 14.9 points on .477 shooting, 4.7 assists, 4.5 rebounds in 29.2 minutes in 40 games (39 starts)... Named Third Team All-American by AP and NABC... Earned First Team All-Conference USA honors, named Conference USA Freshman of the Year and was finalist for the Wooden Award... Named to NCAA Tournament All-Final Four Team at San Antonio... Went 11-12 (.917) from the field en route to 25 points, while adding nine rebounds in a victory over UCLA in the Final Four... Had 18 points and eight assists in OT loss to Kansas in National Championship Game.

## PERSONAL NOTES

Full name is Derrick Martell Rose... Was one of 25 top rising NBA players who participated in the 2009 USA Basketball Men's National Team... Wore No. 1 during his Bulls career, but opted for No. 25 upon joining Knicks as tribute to the memory of Ben "Benji" Wilson, who was ranked the nation's top high school player in 1984, playing for Rose's alma mater Simeon Career Academy, before he was tragically gunned down at age 17... Donated \$1-million to After School Matters, a Chicago-based non-profit organization devoted to providing innovative out-of-school programs for teenagers... Member of USA Basketball Junior National Select Team that defeated the World Team at the 2007 Nike Hoop Summit in Memphis... In high school, named to USA Today 2007 All-USA Team (First Team)... Named to 2007 Parade Magazine All-America Team, marking third straight year that he was named to Parade's squad (2005 Third Team; 2006 Fourth Team)... 2007 Illinois Mr. Basketball and two-time Illinois All-State selection (2006, 2007)... Led Simeon Career Academy to a 33-2 record and Illinois Class AA Championship in 2007.

## SOCIAL MEDIA

Twitter: @drose



## CAREER HIGHS

	Regular Season		Playoffs	
Points	42	3/18/2011	CHI @ IND (Twice)	44
Field Goals	18	2/17/2011	SA @ CHI	16
Field Goal Attempts	34	12/18/2015	DET @ CHI	32
Three-Point Field Goals	6	1/14/2015	WAS @ CHI (3 times)	5
Three-Point Field Goal Attempts	12	1/27/2015	CHI @ GS	9
Free Throws	18	3/18/2011	CHI @ IND	19
Free Throw Attempts	21	3/18/2011	CHI @ IND	21
Offensive Rebounds	5	11/26/2016	NY @ CHA (Twice)	5
Defensive Rebounds	11	12/26/2010	CHI @ DET (Twice)	10
Rebounds	12	12/26/2010	CHI @ DET (Twice)	11
Assists	17	3/26/2011	CHI @ MIL	12
Steals	6	12/25/2010	CHI @ NY	4
Turnovers	11	1/27/2015	CHI @ GS	8
Blocked Shots	3	1/30/2012	CHI @ WAS (7 times)	3
Minutes	55	3/9/2009	CHI @ MIA	59
				4/30/2009
				CHI @ ATL
				CHI @ ATL
				CHI @ ATL
				CHI @ MIL
				CHI @ MIL (4 times)
				IND @ CHI
				IND @ CHI
				MIA @ CHI
				BOS @ CHI
				BOS @ CHI
				CHI @ ATL
				CHI @ IND (Twice)
				CHI @ MIL (Twice)
				IND @ CHI
				BOS @ CHI

## NBA REGULAR SEASON STATS

YEAR/TEAM	G	MIN	FGM	FGA	PCT	3PM	3PA	PCT	FTM	FTA	PCT	OFF	DEF	TOT	RPG	AST	APG	PF	DQ	STL	BLK	PTS	PPG
08-09 Chicago	81	3000	574	1208	.475	16	72	.222	197	250	.788	96	221	317	3.9	512	6.3	125	1	66	18	1361	16.8
09-10 Chicago	78	2871	672	1373	.489	16	60	.267	259	338	.766	65	228	293	3.8	469	6.0	96	1	57	27	1619	20.8
10-11 Chicago	81	3026	711	1597	.445	128	385	.332	476	555	.858	81	249	330	4.1	623	7.7	136	2	85	51	2026	25.0
11-12 Chicago	39	1375	302	695	.435	54	173	.312	194	239	.812	26	105	131	3.4	307	7.9	52	0	35	28	852	21.8
13-14 Chicago	10	311	58	164	.354	16	47	.340	27	32	.844	9	23	32	3.2	43	4.3	15	0	5	1	159	15.9
14-15 Chicago	51	1530	338	835	.405	76	271	.280	152	187	.813	35	126	161	3.2	251	4.9	63	0	36	16	904	17.7
15-16 Chicago	66	2097	447	1048	.427	44	150	.293	142	179	.793	46	179	225	3.4	311	4.7	84	1	44	14	1080	16.4
16-17 New York	64	2082	460	977	.471	13	60	.217	221	253	.874	66	180	246	3.8	283	4.4	84	0	44	17	1154	18.0
17-18 Cle.-Utah-Min.	25	419	81	186	.435	7	30	.233	40	46	.870	13	22	35	1.4	37	1.5	16	0	7	4	209	8.4
TOTALS	495	16711	3643	8083	.451	370	1248	.296	1708	2079	.822	437	1333	1770	3.6	2836	5.7	671	5	379	176	9364	18.9

## NBA PLAYOFF STATS

YEAR/TEAM	G	MIN	FGM	FGA	PCT	FG3M	FG3A	PCT	FTM	FTA	PCT	OFF	DEF	TOT	RPG	AST	APG	PF	DQ	STL	BLK	PTS	PPG
08-09 Chicago	7	313	59	120	.492	0	4	.000	20	25	.800	12	32	44	6.3	45	6.4	25	1	4	5	138	19.7
09-10 Chicago	5	212	57	125	.456	2	6	.333	18	22	.818	4	13	17	3.4	36	7.2	8	0	4	0	134	26.8
10-11 Chicago	16	649	149	376	.396	25	101	.248	111	134	.828	20	49	69	4.3	123	7.7	33	0	22	11	434	27.1
11-12 Chicago	1	37	9	23	.391	3	6	.500	2	2	1.000	3	6	9	9.0	9	9.0	1	0	1	1	23	23.0
14-15 Chicago	12	454	93	235	.396	23	66	.348	35	39	.897	13	45	58	4.8	78	6.5	22	0	14	6	244	20.3
17-18 Minnesota	5	119	29	57	.509	7	10	.700	6	7	.857	1	8	9	1.8	13	2.6	9	0	2	0	71	14.2
TOTALS	46	1785	396	936	.423	60	193	.311	192	229	.838	53	153	206	4.5	304	6.6	98	1	47	23	1044	22.7

# JEFF TEAGUE

0 | GUARD

**HEIGHT:**

6-2

**WEIGHT:**

195 lbs

**BIRTHDATE:**

June 10, 1988 in Indianapolis, Indiana

**COLLEGE:**

Wake Forest

**HIGH SCHOOL:**

Pike High School (Indianapolis, Indiana)

**EXPERIENCE:**

9 years

**ACQUIRED:**

Via free agency (July 10, 2017)

**DRAFTED:**

2009, 1st round (19th overall) by the Atlanta Hawks







## 2017-18 NBA SEASON (MINNESOTA)

Concluded his first season with the Wolves and ninth in the NBA by starting 70 games... Averaged 14.2 ppg, 3.0 rpg, 7.0 apg and 1.46 spg while logging 33.0 mpg; he ranked eighth in the NBA in assists and 22nd in steals... Shot 44.6% from the field, 36.8% (84-for-228) from three-point distance and 84.5% from the line; he closed the season by making 50 of his final 53 FT attempts (94.3%)... Sideline for four games (Nov. 24-29) with a sore right Achilles, ending his ironman streak at 168 games; he also missed seven games (Dec. 28-Jan. 8) due to a sprained left MCL and the Apr. 1 contest vs. Utah with a sore right knee... Scored a game-high 24 points Apr. 9 vs. Memphis, the sixth time he led and his 15th 20+ point night (the Wolves went 11-4 in those)... Collected 20 points and 12 assists Mar. 20 vs. the L.A. Clippers, his fourth 20+ pt/10+ ast effort (30th career); he posted 13 double-doubles on the season, hiking his career total to 75... Tallied a game-high 25 points Feb. 24 vs. Chicago and dished a season-high 15 assists Feb. 7 at Cleveland; he's the 12th player in franchise history to deal 15+ in a game... Pumped in a season-high 30 points Jan. 22 at the L.A. Clippers, his eighth career 30+ night; the 16-for-17 effort from the FT line set career bests in both categories... Scored the 8000th point of his NBA career Jan. 14 vs. Portland... Led Minnesota with 23 points and 11 assists Oct. 30 at Miami; he also tied his career high with six steals.

## NBA CAREER NOTES

Signed by Minnesota on July 10, 2017... Acquired by Indiana as a part of a three-team trade with Atlanta and Utah on July 7, 2016... Selected by Atlanta in the first round (19th overall) of the 2009 NBA Draft... In eight NBA seasons with Atlanta (2009-16) and Indiana (2016-17), Teague has appeared in 600 games (465 starts) and averaged 12.6 points, 5.5 assists, 2.4 rebounds and 1.2 steals in 27.0 minutes per game... Holds career shooting percentages of 44.7% from the field, 35.5% from three-point range and 84.4% from the foul line... Finished his Hawks' career ranked seventh in franchise history in steals (613), and eighth in three-pointers made (420), three-point attempts (1,184) and free throw percentage (.838)... **2016-17 (Indiana):** Acquired from Atlanta in a three-team trade before the season, Teague averaged 15.3 points and career highs with 4.0 rebounds and 7.8 assists per game in his lone season with Indiana... Started all 82 games for the first time in his NBA career and became the first Pacers player since Mike Dunleavy Jr. in 2007-08 to start every game during a full season... Scored in double figures 65 times with 22 games with 20 or more and three games with 30 or more - tying his most 30+ point outings in a season during his NBA career... Recorded 10 or more assists 20 times with a career-high 16 double-doubles... Handed out a career-high 17 assists in the win over Chicago on Dec. 30, the highest assists total by any Pacers player since Jamaal Tinsley in 2002... Recorded at least 15 assists three times, becoming the first Pacer to do so in one season since Tinsley in 2001-02... Led the Pacers in assists in 70 games and finished seventh in the NBA with 7.8 per game. His 639 assists marked the sixth-highest single-season total in Pacers NBA franchise history. He became the first Pacer since Jamaal Tinsley in 2002-03 to average more than 7.0 assists per game over a full season... Ranked 11th in the NBA with an assists-per-turnover ratio of 2.96... Finished the season ranked 37th in the NBA in steals, 19th in free throw percentage and 32nd in double-doubles... Set a new career high with nine rebounds on three different occasions after never totaling more than eight in a game entering the 2016-17 season... He pulled down at least eight rebounds nine times during the regular season as the Pacers posted an 8-1 record... Scored a season-high 31 points as he shot 9-for-15 from the field and 11-for-11 from the free throw line - his most attempts from the foul line without a miss in his NBA career - against the Celtics on Dec. 22... He later tied that mark by shooting 11-for-11 from the stripe while finishing with 22 points, seven rebounds and 11 assists in the comeback win at Sacramento on Jan. 18... Averaged 16.3 points, 5.0 rebounds and 9.8 assists - his highest assists average over any month during his NBA career - in 13 games during January... He also shot 54.8 percent from the field, 46.7 percent from three-point range and 90.9 percent from the free throw line in January... **2015-16 (Atlanta):** In 79 games (78 starts), averaged 17.5 points, 5.9 assists, 2.7 rebounds and 1.2 steals in 28.5 minutes (43.9 FG%, 40.0 3FG%, 83.7 FT%)... Ranked 17th in the NBA in assists, tied for 17th in three-point percentage, 34th in free throw percentage and 39th in steals per game... Scored in double-figures 63 times, including 23 20-point nights (one 30-point game)... Tallied four double-doubles and had five double-digit assist games... Led the team in scoring 20 times, assists on 49 occasions and rebounding twice... Posted single season career-highs in three-point field goals (110), three-point percentage and rebounds per game... Recorded a season-high 32 points to go with eight assists, five rebounds and one steal (12-15 FGs, career-high 5-6 3FGs, 3-3 FTs) against Dallas on Feb. 1... Tallied 24 points (10-17 FGs, 1-4 3FGs, 3-3 FTs), nine assists, a career-high tying three blocks, two rebounds and one steal against Minnesota on Nov. 9... Missed three games (Nov. 15-18) due to a left ankle sprain... **2014-15 (Atlanta):** Earned his first All-Star berth, played in 73 games (72 starts) and averaged 15.9 points, 7.0 assists, 2.5 rebounds and 1.7 steals in 30.5 minutes (46.0 FG%, 34.3 3FG%, 86.2 FT%)... Finished tied for eighth in the NBA in apg, 14th in spg, 19th in FT% and 24th in FTM (275)... Scored in double-figures 59 times, including 25 20-point outings... Led the team in assists 59 times, scoring on 23 occasions and rebounding once... Named Kia NBA Co-Eastern Conference Player of the Month in January 2015... **2013-14 (Atlanta):** Recorded averages of 16.5 points, 6.7 assists, 2.6 rebounds and 1.1 steals in 32.2 minutes in 79 games, all starts (43.8 FG%, 84.6 FT%)... Ranked ninth in the NBA in apg, tied for 18th in free throws made (318)

and 25th in free throw percentage... Had 13 double-doubles on the season... Scored in double-figures 65 times (23 20-point outings, including three 30-point nights)... Increased his scoring average for the fourth straight year... **2012-13 (Atlanta):** Recorded 14.6 points and career-high 7.2 assists along with 2.3 rebounds and 1.5 steals in 32.9 minutes (45.1 FG%, 35.9 3FG%, 88.1 FT%), appearing in a team-high 80 games (78 starts)... Ranked eighth in the NBA in free throw percentage, 12th in apg and 24th in spg... His 88.1% at the line was the fourth-highest in franchise history, while his 579 assists was the eighth-best single-season effort... **2011-12 (Atlanta):** One of the league's most improved players, he started all 66 games, averaging 12.6 points, 4.9 assists, 2.4 rebounds and 1.6 steals in 33.1 minutes (47.6 FG%, 34.2 3FG%, 75.7 FT%)... Ranked eighth in the NBA in steals (106), 10th in steals per game, 20th in STL/TO ratio (0.79), 22nd in assists (321), 23rd in assists per game and 40th in FG%... **2010-11 (Atlanta):** The second-year guard averaged 5.2 points, 2.0 assists and 1.5 rebounds in 13.8 minutes (43.8 FG%, 37.5 3FG%, 79.4 FT%)... Scored in double-figures 12 times, including three 20-point efforts... **2009-10 (Atlanta):** In his rookie campaign, Teague finished the year averaging 3.2 points, 1.7 assists and 0.9 rebounds in 10.1 minutes (.396 FG%, .837 FT%), playing in 71 games (three starts)... Ranked 10th among rookies in assists.

## PLAYOFF NOTES

Reaching the playoffs in each of his first nine NBA seasons, Teague has averaged 13.5 points, 4.9 assists and 2.6 rebounds in 29.3 minutes per game in 71 career postseason games (60 starts)... Holds postseason shooting percentages of 41.0% from the field, 33.7% from three-point range and 85.6% from the line... Owns five career playoff double-doubles... **2018 (Minnesota):** Started all five games for Minnesota, averaging 13.0 points, 5.8 assists and 3.6 rebounds per game... Scored 23 points in the team's Game 3 win over Houston, adding eight assists and a steal... **2017 (Indiana):** Started all four games in Indiana's First Round series with Cleveland and averaged 17.0 points, 3.3 rebounds and 6.3 assists per game... Shot 48.9% from the field, a team-best 52.9% from three-point range and 83.3% from the free throw line... Set a new playoff career high with four three-pointers as he finished with 15 points and seven assists in Game 3 on Apr. 20... Posted his lone double-double of the series with 15 points and 10 assists to go with four rebounds, two steals and three blocks in Game 4 on Apr. 23... **2016 (Atlanta):** Averaged 14.5 points, 6.1 assist and 1.9 rebounds in 10 games as the Hawks reached the Eastern Conference Semifinals... Scored in double figures eight times with two games with 20 or more, and recorded two double-doubles... Averaged 16.5 points and 6.0 assists per game as the Hawks defeated the Celtics in six games in the First Round... Added 19 points and a postseason career-high 14 assists in Game 3 against the Cavaliers on May 6... **2015 (Atlanta):** Posted a team-leading 16.8 points and 6.7 assists while adding 3.2 rebounds and 1.5 steals in 33.0 minutes while starting all 16 playoff games in Atlanta's run to the Eastern Conference Finals... Finished with six games of 20 or more points... Recorded a team-high 21.5 points (his highest-scoring playoff series) and 4.5 assists, while posting 3.3 rebounds and 1.3 steals in the Eastern Conference Finals against Cleveland... Set a playoff career high with 30 points (as he shot 9-for-23 from the field and 9-for-9 from the free throw line in Game 3 at Cleveland on May 24... **2014 (Atlanta):** Started all seven games in the First Round series against the Pacers, averaging 19.3 points, 5.0 assists, 3.7 rebounds and 1.0 steals in 34.6 minutes... Posted three games of 20 or more points with a high of 29 points in Game 6, on May 1... Posted his first playoff double-double with 22 points and 10 assists in the Hawks' Game 3 home win on Apr. 24... **2013 (Atlanta):** In six starts in the First Round against Indiana, he averaged 13.3 points, 5.0 assists, 2.8 rebounds and 1.5 steals... Scored in double figures in five of six games with a high of 21 points and seven assists in Game 1 at Indiana on Apr. 21... **2012 (Atlanta):** Started all six games against Boston in the First Round series and put in 14.0 points, 4.2 assists and 3.7 rebounds in 37.5 minutes... Scored in double figures four times with a high of 23 points to go with six assists in Game 3 at Boston on May 4... **2011 (Atlanta):** Appeared in eight games and made six starts as the Hawks reached the Eastern Conference Semifinals, averaging 11.8 points, 3.5 assists and 2.1 rebounds... Had a breakout second round vs. Chicago in place of the injured Kirk Hinrich, and tallied 14.8 points, 4.2 assists, 2.8 rebounds and 1.0 steals in 38.2 minutes (53.7 FG%, 84.2 FT%), while squaring off head-to-head against NBA MVP Derrick Rose... **2010 (Atlanta):** Averaged 1.8 points and 6.6 minutes (33.3 FG%, 40.0 3FG%) in nine playoff contests against Milwaukee and Orlando.

## COLLEGE NOTES

Teague was named Honorable Mention All-America by Associated Press after his breakout sophomore season (2008-09), when he averaged team-highs of 18.8 points, 3.5 assists and 1.9 steals, hitting team-best 44.1% 3FGs and 81.7% FTs (made 48.5% FGs)... Named All-ACC Second Team... Helped Wake achieve a No. 1 national ranking... Scored in double-digits in last 35 games of his career... Finished with 12 games of 20-points-or-more... Led team in scoring 17 times and in assists on 15 occasions... Just missed a triple-double with 14 points, eight rebounds and eight assists against Baylor... As a freshman in 2007-08, averaged 13.9 points and was named to the ACC All-Freshman Team... Named ACC Rookie of the Week on four occasions... Scored 20-points-or-more in six games, and led the team in scoring 10 games.



## PERSONAL

Born in Indianapolis on June 10, 1988 and graduated from Pike High School... Son of Shawn and Carol Teague... Has two brothers and two sisters... Brother Marquis played three seasons in the NBA (2012-14, 2017-18)... Father played at Missouri and Boston University, where he was coached by Rick Pitino... Majored in religion at Wake... Along with his family, Teague helped open D1 Sports Training, a brand new sports performance and physical therapy facility, in Indianapolis in 2017... Sponsors an AAU program for local youth in the Indianapolis area... Sponsored Buddy Lazier's No. 44 car – Teague's jersey number at Pike High School and for the Indiana Pacers – during the 101st running of the Indianapolis 500 in May 2017... Favorite movie is "Boys in the Hood," and top TV shows are "The Jamie Foxx Show" and "Martin"... Enjoys listening to R&B and Hip-Hop, especially Jay-Z... A huge fan of professional wrestling... Roots for his hometown Indianapolis Colts... Enjoys vacationing in Miami... Likes to draw.

## SOCIAL MEDIA

Twitter: Teague0  
Instagram: jeffteague  
Facebook: JeffTeagueNBA



## CAREER HIGHS

	Regular Season			Playoffs		
Points	34	3/18/2014	TOR @ ATL (Twice)	30	5/24/2015	ATL @ CLE
Field Goals	14	3/2/2014	ATL @ PHO (Twice)	11	5/20/2015	CLE @ ATL
Field Goal Attempts	24	12/26/2013	ATL @ CLE	24	5/20/2015	CLE @ ATL
Three-Point Field Goal	5	2/1/2016	DAL @ ATL	4	4/20/2017	CLE @ IND
Three-Point Field Goal Attempts	9	4/2/2017	IND @ CLE (Twice)	9	4/24/2016	ATL @ BOS
Free Throws	16	1/22/2018	MIN @ LAC	9	4/22/2016	ATL @ BOS (5 times)
Free Throw Attempts	17	1/22/2018	MIN @ LAC	11	4/16/2016	BOS @ ATL
Offensive Rebounds	4	12/23/2015	DET @ ATL	3	5/11/2015	ATL @ WAS
Defensive Rebounds	9	12/17/2016	IND @ DET	8	4/15/2018	MIN @ HOU
Rebounds	9	3/14/2017	IND @ NY (3 times)	9	4/15/2018	MIN @ HOU
Assists	17	12/30/2016	CHI @ IND	14	5/6/2016	CLE @ ATL
Steals	6	10/30/2017	MIN @ MIA (3 times)	3	5/9/2015	ATL @ WAS (4 times)
Turnovers	7	3/14/2017	IND @ NY (6 times)	7	5/13/2015	WAS @ ATL
Blocked Shots	3	12/16/2017	PHO @ MIN (8 times)	3	4/23/2017	CLE @ IND
Minutes	53	3/25/2012	UTA @ ATL	47	5/4/2012	ATL @ BOS

## NBA REGULAR SEASON STATS

YEAR/TEAM	G	MIN	FGM	FGA	PCT	3PM	3PA	PCT	FTM	FTA	PCT	OFF	DEF	TOT	RPG	AST	APG	PF	DQ	STL	BLK	PTS	PPG
09-10 Atlanta	71	719	90	227	.396	7	32	.219	41	49	.837	5	62	67	0.9	122	1.7	82	0	34	11	228	3.2
10-11 Atlanta	70	963	133	304	.438	18	48	.375	77	97	.794	11	91	102	1.5	138	2.0	82	0	45	25	361	5.2
11-12 Atlanta	66	2183	320	672	.476	51	149	.342	140	185	.757	21	138	159	2.4	321	4.9	145	0	106	37	831	12.6
12-13 Atlanta	80	2628	439	974	.451	89	248	.359	199	226	.881	25	155	180	2.3	579	7.2	181	1	117	28	1166	14.6
13-14 Atlanta	79	2542	456	1040	.438	74	225	.329	318	376	.846	34	174	208	2.6	528	6.7	158	0	89	17	1304	16.5
14-15 Atlanta	73	2228	408	887	.460	71	207	.343	275	319	.862	30	154	184	2.5	513	7.0	139	0	125	31	1162	15.9
15-16 Atlanta	79	2255	434	988	.439	110	274	.401	261	312	.837	33	181	214	2.7	470	5.9	167	2	97	24	1239	15.7
16-17 Indiana	82	2657	402	909	.442	90	252	.357	360	415	.867	33	297	330	4.0	639	7.8	165	1	100	32	1254	15.3
17-18 Minnesota	70	2311	354	794	.446	84	228	.368	202	239	.845	24	185	209	3.0	492	7.0	171	0	102	23	994	14.2
TOTALS	670	18485	3036	6795	.447	594	1663	.357	1873	2218	.844	216	1437	1653	2.5	3802	5.7	1290	4	815	228	8539	12.7

## NBA PLAYOFF STATS

YEAR-TEAM	G	MIN	FGM	FGA	PCT	3PM	3PA	PCT	FTM	FTA	PCT	OFF	DEF	TOT	RPG	AST	APG	PF	DQ	STL	BLK	PTS	PPG
09-10 Atlanta	9	59	7	21	.333	2	5	.400	0	0	---	0	2	2	0.2	4	0.4	3	0	3	1	16	1.8
10-11 Atlanta	8	238	37	72	.514	1	7	.143	19	23	.826	0	17	17	2.1	28	3.5	10	0	6	3	94	11.8
11-12 Atlanta	6	225	30	73	.411	7	17	.412	17	19	.895	4	18	22	3.7	25	4.2	18	0	5	5	84	14.0
12-13 Atlanta	6	213	27	81	.333	3	10	.300	23	28	.821	3	14	17	2.8	30	5.0	17	0	9	2	80	13.3
13-14 Atlanta	7	242	44	112	.393	9	27	.333	38	40	.950	5	21	26	3.7	35	5.0	15	0	7	4	135	19.3
14-15 Atlanta	16	529	98	239	.410	21	65	.323	52	60	.867	10	41	51	3.2	107	6.7	34	0	24	7	269	16.8
15-16 Atlanta	10	279	46	121	.380	9	36	.250	44	52	.846	3	16	19	1.9	61	6.1	30	0	6	2	145	14.5
16-17 Indiana	4	142	22	45	.489	9	17	.529	15	18	.833	0	13	13	3.3	25	6.3	12	0	4	3	68	17.0
17-18 Minnesota	5	153	23	51	.451	7	18	.389	12	17	.706	3	15	18	3.6	29	5.8	19	0	3	2	65	13.0
TOTALS	71	2079	334	815	.410	68	202	.337	220	257	.856	28	157	185	2.6	344	4.8	158	0	67	29	956	13.5



# ANTHONY TOLLIVER

**43** | FORWARD

**HEIGHT:**

6-8

**WEIGHT:**

250 lbs

**BIRTHDATE:**

June 1, 1985 in Springfield, Missouri

**COLLEGE:**

Creighton

**HIGH SCHOOL:**

Kickapoo High School (Springfield, Missouri)

**EXPERIENCE:**

10 years

**ACQUIRED:**

Via free agency (July 9, 2018)

**DRAFTED:**

2007, Undrafted





## 2017-18 NBA SEASON (DETROIT)

Appeared in a career-high 79 games (14 starts) and averaged 8.9 points, 3.1 rebounds and 1.1 assists in 22.2 minutes per game... In 14 games as a starter, averaged 14.9 points (54.7% FG, 51.1% 3FG), 4.1 rebounds and 32.7 minutes per game... Averaged 7.6 points and 2.8 rebounds in 65 games off the bench... Scored 10-plus points 28 times and 20-plus points four times... Grabbed 10-plus rebounds once and recorded one double-double... Led the team in scoring five times and in assists once... Scored a season-high 25 points twice [vs. Chicago on Mar. 24 and vs. Philadelphia on Apr. 4]... Grabbed a season-high 12 rebounds at Brooklyn on Apr. 1 and dished out a season-high five assists at Cleveland on Jan. 28... Recorded a season-high two steals seven times and a season-high two blocks three times... Played in a season-high 42 minutes vs. Toronto on Apr. 9... Made a single-season career-high 159 3-pointers... Connected on a single-game career-high seven 3-pointers vs. L.A. Lakers on Mar. 26... Made three-plus 3-pointers 28 times including in each of his last five games of the season... Shot a career-high from the field (.464) and from 3-point range (.436)... Recorded his 700th career 3-pointer vs. L.A. Lakers on Mar. 26... Grabbed his 2000th career rebound vs. Milwaukee on Feb. 28... Averaged 16.8 points (62% FG, 62% 3FG) and 5.2 rebounds in April – his best offensive month of the season... Inactive once and DNP-CD twice.

## NBA CAREER NOTES

Signed as a free agent by the Timberwolves on July 9, 2018... Signed as a free agent with Detroit on July 14, 2017... Waived by Sacramento on June 1, 2017... Signed as a free agent by Sacramento on July 9, 2016... Acquired by Detroit from Phoenix in exchange for Tony Mitchell on Dec. 24, 2014... Signed with the Phoenix Suns on July 21, 2014... Signed with the Charlotte Bobcats as a free agent Aug. 19, 2013... Signed with the Atlanta Hawks on Sept. 27, 2012... Signed with the Minnesota Timberwolves on Aug. 9, 2010... Signed the first of two 10-day contracts with the Golden State Warriors on Jan. 17, 2010, before signing for the remainder of the season... Signed with the Portland Trail Blazers on Dec. 17, 2009... Signed as a free agent with the San Antonio Spurs on July 23, 2008... Undrafted in the 2007 NBA Draft... **2016-17 (Sacramento):** Appeared in 65 games (nine starts) and averaged 7.1 points, 3.6 rebounds, 1.2 assists and 0.5 steals in 22.7 minutes per game... In nine games as a starter, averaged 10.2 points per game... Scored 10-plus points 21 times and grabbed 10-plus rebounds once... Recorded one double-double... Shot 44% from the field and 39% from 3-point range... Scored a season-high 19 points (6-9 FG, 5-7 3FG) vs. Orlando on Mar. 13... Grabbed season-high 10 rebounds at Houston on Dec. 14 to go along with 12 points to record his only double-double of the season... Made three-plus 3-pointers 12 times including a career-high-tying five three pointers four times... Recorded a season-high three steals twice [vs. Golden State on Jan. 8 and vs. Boston on Feb. 8]... Blocked a season-high three shots at Minnesota on Apr. 1 and played in a season-high 37 minutes vs. Boston on Feb. 8... DNP-CD 14 times... Missed two games with a quad contusion and one game due to a personal matter... **2015-16 (Detroit):** Appeared in 72 games (five starts) and averaged 5.3 points, 3.2 rebounds, 0.7 assists and 18.6 minutes per game... Averaged 7.0 points and 4.2 rebounds in five games as a starter... In 67 games as a reserve, averaged 5.2 points and 3.1 rebounds... Led the team rebounds once and in assists once... Scored 10-plus points 12 times and grabbed 10-plus rebounds once... Grabbed season-high 13 rebounds (11 defensive) vs. L.A. Lakers on Dec. 6... Recorded season-high three steals at Indiana on Feb. 6 and registered season-high two blocks vs. Milwaukee on Dec. 4... Played a season-high 39 minutes at Cleveland on Apr. 13... Made three-plus 3-pointers 11 times including a season-high five three [vs. Minnesota on Dec. 31, Indiana on Feb. 6 and at Cleveland on Apr. 13]... Played in his 400th career game vs. Houston on Nov. 30... Averaged 6.1 points and 3.8 rebounds in December – his best offensive month of the season... Missed one game due to a personal matter and eight games with a right knee sprain... DNP-CD once... **2014-15 (Phoenix/Detroit):** Appeared in a career-high 76 games (11 starts) with Phoenix and Detroit and averaged 6.3 points, 3.1 rebounds and 0.8 assists in 18.9 minutes per game... Averaged 7.7 points, 3.7 rebounds and 0.9 assists in 52 games (11 starts) with Detroit... In 24 games with Phoenix, averaged 3.3 points and 1.8 rebounds... Scored 10-plus points 20 times, grabbed 10-plus rebounds once and recorded one double-double... With Detroit, averaged 9.5 points and 4.9 rebounds in 11 games as a starter and 7.3 points and 3.4 rebounds in 41 games off the bench... Scored a season-high 17 points vs. Charlotte on Apr. 12 and grabbed season-high 10 rebounds vs. Atlanta on Mar. 31... Made a single-season career-high 106 3-pointers... Made 3-plus three-pointers 18 times including a season-high five 3-pointers twice [at Milwaukee on Jan. 24 and vs. Cleveland on Jan. 27]... Recorded his 2,000th career point vs. New Orleans on Jan. 14... Had his best offensive month of the season in April when he averaged 9.3 points and 4.9 rebounds in eight games... Inactive two games with Detroit while awaiting trade to be finalized... **2013-14 (Charlotte):** Averaged 6.1 points and 2.6 rebounds in 64 games (nine starts) while shooting a career-best 41.3% from behind the arc... Scored in double-digits 16 times, including two games with at least 20 points... Scored a season-high 22 points and tied a career-high with five three-point makes vs. Dallas on Feb. 11... Scored 21 points on 8-of-9 shooting from the field and a perfect 5-of-5 from beyond the arc at Minnesota on Jan. 10 with his five three-point makes tying a career-high and his five makes without a miss tying a franchise record... On three occasions scored in double-digits in back-to-back games... **2012-13 (Atlanta):** Averaged 4.1 points, 2.5 rebounds and 27.1 minutes in 62 games (11 starts)... Shot 86.3% from the free-throw line (44-of-51)... Scored in double-figures five

times, including one game with 20-plus points... Scored a season-high 21 points, including a career-high five three-pointers, and grabbed a season-high eight rebounds vs. Philadelphia on Mar. 6... **2011-12 (Minnesota):** Appeared in 51 games with the Timberwolves, averaging 4.1 points, 3.0 rebounds and 17.3 minutes... Scored in double-figures nine times, including a season-high 23 points on 9-of-13 shooting at Oklahoma City on Mar. 23... Grabbed double-figure rebounds once and tallied one double-double, recording 11 points and 11 rebounds at Charlotte on Mar. 28... **2010-11 (Minnesota):** Appeared in a career-high 65 games (four starts) and averaged 6.7 points and 4.5 rebounds in 21.0 minutes... Shot a career-best 45.0% from the field and 40.9% from three-point range... Scored in double-figures 18 times, including one game with 20-plus points... Grabbed double-figure rebounds six times... Tallied three double-doubles... Scored a season-high 22 points and grabbed 10 rebounds at Phoenix on Apr. 11... Scored 16 points, grabbed a season-high 15 rebounds and tied a career high with four blocks against Boston on Mar. 27... Handed out a career-high six assists against Atlanta on Nov. 5... **2009-10 (Portland/Golden State):** Played in 46 total games with the Trail Blazers and Warriors, averaging career-highs of 11.7 points, 7.0 rebounds and 1.9 assists in 31.0 minutes... Signed with the Trail Blazers on Dec. 19 and played a total of four minutes in two games before being waived on Dec. 29... Signed the first of two 10-day contracts with the Warriors on Jan. 17, before signing for the remainder of the season... In 44 games played for the Warriors (29 starts), averaged 12.3 points, 7.3 rebounds and 2.0 assists in 32.3 minutes... Scored in double-figures 29 times, with five games of 20-plus points and two games of 30+ points... Grabbed double-figure rebounds 13 times... Recorded 12 double-doubles... Scored a career-high 34 points on 14-of-22 shooting at Minnesota on Apr. 7... Scored 30 points on 11-of-19 shooting against New Orleans on Mar. 17... Grabbed a career-high 21 rebounds against Dallas on Mar. 27, adding 10 points... Tallied 19 points on 7-12 shooting and 15 rebounds in a career-high 48 minutes at Portland on Apr. 14... Scored in double-figures in 14 straight games to end the season... **2008-09 (San Antonio):** Averaged 2.7 points, 2.2 rebounds and 10.9 minutes in 19 games... Posted season-highs of nine points and six rebounds at Milwaukee on Nov. 12.

## PLAYOFF NOTES

Has reached the postseason three times in his career, appearing in 13 games and averaging 2.6 points and 1.3 rebounds per game... **2016 (Detroit):** Appeared in three games with Detroit and averaged 1.3 points and 1.3 rebounds per game... **2014 (Charlotte):** Played in four playoff games in the first round against Miami, averaging 1.5 points and 5.3 minutes... **2013 (Atlanta):** Played in six playoff games with Atlanta against Indiana, with averages of 4.0 points and 1.5 rebounds in 11.3 minutes.

## COLLEGE NOTES

Played four seasons at Creighton University, appearing in 124 games with career averages of 8.1 points, 4.9 rebounds, 1.1 assists and 1.1 blocks in 21.5 minutes... Shot 46.1% from the field and 43.5% from beyond the 3-point line... Named First Team All-Missouri Valley Conference as a senior in 2006-07 after averaging 13.4 points, 6.7 rebounds, 1.9 assists and 1.7 blocks in 33 games played... Scored in double figures 29 times... Also named to the MVC All-Tournament Team... As a junior, named Second Team All-MVC after averaging 13.2 points, 6.7 rebounds and 1.6 blocks, while shooting 51.5% from the field... Recipient of the National Strength & Conditioning Association All-American Athlete of the Year Award for his work in the weight room... As a sophomore, appeared in 34 games (30 starts), averaging 4.2 points and 4.4 rebounds in 17.1 minutes.

## PERSONAL NOTES

Full name is Anthony Lamar Tolliver... Born in Springfield, MO... Son of Johnny Tolliver and Donna Lewis... Has six sisters (Leslie, RaVonda, Angela, JaVonna, Suzie and Armani)... He and his wife Jessica have three children; a daughter and two sons... Earned his degree in finance from Creighton while carrying a 3.53 GPA... Named to the Dean's List all four years... Named to the Missouri Valley Conference Honor Roll and was a 10-time MVC Scholar Athlete of the Week... Named a Senior CLASS Award All-American and a Second Team CoSIDA Academic All-American as a senior in 2006-07... Serves as a Nothing But Nets Champion, and works with the United Nations to help raise money to purchase insecticide-treated mosquito nets to protect families across Africa from Malaria.

## SOCIAL MEDIA

Twitter: ATolliver44  
Instagram: atolliver44  
Facebook: anthonytolliver



## CAREER HIGHS

	Regular Season			Playoffs		
Points	34	4/7/2010	GS @ MIN	9	4/29/2013	IND @ ATL
Field Goals	14	4/7/2010	GS @ MIN	3	4/29/2013	IND @ ATL
Field Goal Attempts	22	4/7/2010	GS @ MIN	4	4/27/2013	IND @ ATL
Three-Point Field Goals	7	4/4/2018	PHI @ DET	3	4/29/2013	IND @ ATL
Three-Point Attempts	12	3/24/2018	CHI @ DET	3	4/29/2013	IND @ ATL (Twice)
Free Throws	11	3/31/2010	GS @ UTA	3	4/28/2014	MIA @ CHA
Free Throw Attempts	12	3/31/2010	GS @ UTA	3	4/28/2014	MIA @ CHA
Offensive Rebounds	8	3/27/2010	DAL @ GS	1	4/24/2016	CLE @ DET (5 times)
Defensive Rebounds	13	3/27/2010	DAL @ GS	2	4/22/2016	CLE @ DET (4 times)
Total Rebounds	21	3/27/2010	DAL @ GS	3	5/3/2013	IND @ ATL (Twice)
Assists	6	11/5/2010	ATL @ MIN	1	4/20/2016	DET @ CLE (3 times)
Steals	4	3/17/2010	NO @ GS	1	4/29/2013	IND @ ATL
Turnovers	4	2/25/2017	CHA @ SAC (Twice)	1	5/3/2013	IND @ ATL
Blocks	4	3/27/2011	BOS @ MIN (Twice)	1	4/24/2016	CLE @ DET (Twice)
Minutes	48	4/14/2010	GS @ POR	21	4/29/2013	IND @ ATL

## NBA REGULAR SEASON STATS

YEAR/TEAM	G	MIN	FGM	FGA	PCT	3PM	3PA	PCT	FTM	FTA	PCT	OFF	DEF	TOT	RPG	AST	APG	PF	DQ	STL	BLK	PTS	PPG
08-09 S.A.-N.O.	19	208	19	65	.292	9	41	.220	5	10	.500	12	29	41	2.2	17	0.9	16	0	5	1	52	2.7
09-10 Por.-G.S.	46	1428	193	449	.430	50	152	.329	103	134	.769	84	236	320	7.0	87	1.9	128	1	32	33	539	11.7
10-11 Minnesota	65	1362	141	313	.450	47	115	.409	105	131	.802	92	203	295	4.5	82	1.3	145	1	28	28	434	6.7
11-12 Minnesota	51	882	71	182	.390	25	101	.248	41	55	.745	50	103	153	3.0	22	0.4	86	1	18	19	208	4.1
12-13 Atlanta	62	963	82	216	.380	45	133	.338	44	51	.863	31	124	155	2.5	32	0.5	66	0	15	12	253	4.1
13-14 Charlotte	64	1298	129	307	.420	102	247	.413	33	41	.805	33	135	168	2.6	42	0.7	82	0	19	15	393	6.1
14-15 Pho.-Det.	76	1433	161	393	.410	106	290	.366	54	69	.783	51	185	236	3.1	59	0.8	137	2	24	16	482	6.3
15-16 Detroit	72	1341	128	332	.386	98	272	.360	29	47	.617	39	190	229	3.2	52	0.7	86	0	26	16	383	5.3
16-17 Sacramento	65	1477	155	351	.442	90	230	.391	61	82	.744	51	186	237	3.6	77	1.2	109	0	34	20	461	7.1
17-18 Detroit	79	1757	219	472	.464	159	365	.436	106	133	.797	50	191	241	3.1	90	1.1	144	1	32	21	703	8.9
TOTALS	599	12148	1298	3080	.421	731	1946	.376	581	753	.772	493	1582	2075	3.5	560	0.9	999	6	233	181	3908	6.5

## NBA PLAYOFF STATS

YEAR-TEAM	G	MIN	FGM	FGA	PCT	3PM	3PA	PCT	FTM	FTA	PCT	OFF	DEF	TOT	RPG	AST	APG	PF	DQ	STL	BLK	PTS	PPG
12-13 Atlanta	6	68	8	14	.571	7	11	.636	1	3	.333	3	6	9	1.5	1	0.2	7	0	1	1	24	4.0
13-14 Charlotte	4	21	1	2	.500	1	2	.500	3	3	1.000	1	3	4	1.0	1	0.3	2	0	0	0	6	1.5
15-16 Detroit	3	26	2	4	.500	0	2	.000	0	0	---	1	3	4	1.3	1	0.3	0	0	0	1	4	1.3
TOTALS	13	115	11	20	.550	8	15	.533	4	6	.667	5	12	17	1.3	3	0.2	9	0	1	2	34	2.6



# KARL-ANTHONY TOWNS

**32** | FORWARD-CENTER

**HEIGHT:**

7-0

**WEIGHT:**

248 lbs

**BIRTHDATE:**

November 15, 1995 in Edison, New Jersey

**COLLEGE:**

Kentucky

**HIGH SCHOOL:**

St. Joseph High School (Metuchen, New Jersey)

**EXPERIENCE:**

3 years

**ACQUIRED:**

2015 NBA Draft

**DRAFTED:**

2015, 1st round (1st overall) by the Minnesota Timberwolves





## 2017-18 NBA SEASON (MINNESOTA)

Again started all 82 contests in his third NBA season; he owns the league's longest active ironman streak at 246 consecutive games... Named to the All-NBA Third Team... Tallied 21.3 ppg, 12.3 rpg, 2.4 apg and 1.40 bpg in 35.6 mpg and posted career highs in all three shooting categories: 54.5% from the field, 42.1% (120-for-285) from three-point range and 85.8% from the FT line... Ticked over the 1000-rebound mark (1012) for the second consecutive season; he ranked 4th in the NBA in rebounding, 20th in scoring, 11th in blocks, 12th in FG accuracy, 14th in three-point accuracy and 23rd in FT accuracy... Snared 20 rebounds Mar. 30 at Dallas, part of his fifth career 20+ point/20+ rebound outing and one of a league-best 68 double-doubles this year... Poured in a career-high and club-record 56 points Mar. 28 vs. Atlanta; he's the fourth Wolves player to score 50+ in a game, joining Mo Williams, Corey Brewer and Kevin Love... The 19 FGs equal another franchise single-game record, while the six 3-pointers tie his career high... Scored his 5000th career point Mar. 17 at San Antonio; he eclipsed the 4000 mark Nov. 28 vs. Washington... Led all scorers with 37 points Mar. 13 at Washington, one of 12 30+ efforts on the year (37 career)... Saw his run of 37 consecutive made FTs halted Feb. 24 vs. Chicago... Made his All-Star Game debut on Feb. 18 in L.A., tallying 17 points and 10 rebounds... The 3-point miss Feb. 9 at Chicago ended his club-record run of 10 straight made trey attempts; he went 6-for-6 from beyond the arc Feb. 7 at Cleveland, tying Chuck Person's single-game club record... Hauled in a career-high 10 offensive rebounds Jan. 27 vs. Brooklyn; he led the Wolves across the board (pts/reb/ast) Jan. 12 vs. New York, dealing a season-high nine assists... Grabbed a career-high 23 rebounds Jan. 5 at Boston and tied his career best with six blocks Dec. 31 at Indiana... Netted 30 points, five assists and five blocks Dec. 14 vs. Sacramento, joining Kevin Garnett as the only Wolves players to notch 30+ pts/10+ reb/5+ ast/5+ blk in a game... Posted career highs in steals (four) and minutes (48:07) Dec. 12 vs. Philadelphia... Named Western Conference Player of the Week on Nov. 20, his third career honor.

## NBA CAREER NOTES

Signed to a multi-year contract extension by the Timberwolves on Sept. 23, 2018... Signed by Minnesota on July 7, 2015... Selected by Minnesota in the 1st round (1st overall) of the 2015 NBA Draft... **2016-17 (Minnesota):** Again started all 82 games in his second year with the Wolves while pouring in 2061 points to break Kevin Love's club single-season scoring record (2010 in 2013-14)... Hauled in 1007 rebounds, becoming the youngest player in NBA history (15th overall and first since Tim Duncan in 2001-02) to collect 2000+ points and 1000+ rebounds in a season... Averaged 25.1 ppg, 12.3 rpg and 2.7 apg in 37.0 mpg, shooting 54.2% from the floor, 36.7% (101-for-275) from beyond the arc and 83.2% from the FT line... Ranked 12th in the NBA in scoring, 6th in rebounding, 12th in FG accuracy, 19th in blocked shots (1.26 bpg), 5th in minutes and 2nd in double-doubles (62); he shot at a 44.4% clip (55-for-124) from three-point range in his final 41 starts... Closed the season with 28 points and 21 rebounds (including a career-high 20 on the defensive end) Apr. 12 at Houston, his third 20/20 effort... Totaled 40 points and 21 rebounds Apr. 9 at the L.A. Lakers, making him just the 10th NBA player in the last 30 years to register 40+ points and 20+ rebounds in a game; it was his third 40-point showing of the season and 21st 30+ night (25th career)... Named Western Conference Player of the Week on Mar. 13, the second time he's earned that honor... Collected his 100th career double-double Mar. 8 vs. the Clippers, becoming the 2nd-youngest player in NBA history to reach 100 (Dwight Howard); he also scored his 3000th career point in that game... Netted 37 points and a career-high 22 rebounds Feb. 25 at Houston... Played in the BBVA Compass Rising Stars Challenge on Feb. 17 in New Orleans, finishing with 24 points and 11 rebounds... Collected 19 rebounds Feb. 15 at Denver, and led the Wolves with 36 points Feb. 10 vs. New Orleans; he averaged 28.2 ppg (59.4%) and 12.8 rpg over the final 45 contests... The 13-for-13 effort from the line Feb. 8 vs. Toronto was a career best for FT accuracy... Scored 37 points Jan. 19 at the Clippers, making a career-best 17 FGs; he pumped in 20 points in the 1st quarter Jan. 9 vs. Dallas... Dealt a career-high 10 assists Dec. 28 at Denver, becoming the youngest player in team history to register a triple-double... Posted his second 40+ outing of the season with the 41-point effort vs. Houston on Dec. 17; he'd poured in a career-high 47 points Nov. 30 vs. New York... **2015-16 (Minnesota):** Put together perhaps the best rookie season in Timberwolves history, starting all 82 games and averaging 18.3 ppg, 10.5 rpg, 2.0 apg and 1.68 bpg in 32.0 mpg... Shot 54.2% from the floor (the second-highest percentage in franchise history), 34.1% (30-for-88) from beyond the arc and 81.1% from the FT line... Ranked 8th in the NBA in rebounding, 8th in FG accuracy, 10th in blocks, 26th in scoring and 3rd in double-doubles (52); he led all rookies in scoring while ranking 3rd in FT accuracy (81.0%), 11th in steals (0.71 spg) and 1st in minutes... Chosen as the Western Conference Player of the Week for Apr. 4-10 (the first Wolves rookie to be so honored) and swept all six Western Conference Rookie of the Month awards... Was Minnesota's leading rebounder 63 times and top scorer on 27 occasions; he had 32 games with 20+ points among his 73 double-figure efforts... Sank the game-winning jumper with :01.8 to play Apr. 9 at Portland... Posted season highs in rebounds (21) and assists (nine) Apr. 3 vs. Dallas; he's the NBA's first rookie to collect at least 21 rebounds and nine assists in the same game since Elgin Baylor (Feb. 9, 1959 vs. New York)... The 21 rebounds vs. Dallas tied Gorgui Dieng's club rookie record (Mar. 20, 2014 at Houston), while his 18 defensive boards broke Christian Laettner's franchise rookie mark (17, Mar. 21, 1993 vs. Charlotte)... Led all scorers with 32 points Mar. 18 at Houston, his fourth 30+ night... Was Minnesota's

leading scorer in 19 of the final 40 games; he averaged 21.3 ppg (55.8%), 11.5 rpg, 2.8 apg and 1.65 bpg in those 40 contests... Collected 30 points and 15 rebounds Feb. 27 at New Orleans, the first 30/15 by a rookie since Blake Griffin in March 2011... Won the Taco Bell Skills Challenge on Feb. 13 as part of All-Star Weekend in Toronto; he also played in the BBVA Compass Rising Stars Challenge on Feb. 12... Pumped in a season-high 35 points vs. Toronto on Feb. 10, and had a season-high six blocked shots Jan. 20 at Dallas.

## PLAYOFF NOTES

**2018 (Minnesota):** Played in all five games against Houston, averaging 15.2 points and 13.4 rebounds per game in five games against Houston... Tallied three double-doubles over the final three games, averaging 21.0 points on 54.8% shooting and 15.0 rebounds during the stretch.

## COLLEGE NOTES

Played one season at Kentucky... Averaged 10.3 points and a team-high 6.7 rebounds while shooting 56.6 percent from the floor and 81.3 from the charity stripe for the Wildcats... Ranked second in the SEC and 37th in the nation in blocks (2.3 bpg)... Named Midwest Region MVP after registering a career-high 25 points (10-13 FGs) and five rebounds vs. Notre Dame in the Elite Eight... Named AP and NABC Second Team All-American and Third Team by the Sporting News... Also honored as SEC Freshman of the Year, First Team All-SEC, USBWA All-District and SEC All-Freshman Team... Captured Freshman All-America honors by the USBWA and was a top-10 finalist for its Wayman Tisdale Award (freshman of the year)... Earned SEC Freshman of the Week three times and SEC Player of the Week once... Also tabbed USBWA/CBS Sports Wayman Tisdale National Freshman of the Week on Feb. 17 and NBC Sports National Player of the Week on Feb. 9.

## HIGH SCHOOL NOTES

The Gatorade Male High School Athlete of the Year as a senior... A three time first-team All-State selection... Averaged 20.9 points, 13.4 rebounds and 6.2 blocks for St. Joseph (30-2), which won a state title... He shot 66.1 percent from the field and 82.2 percent from the free throw line as a senior... The No. 4 overall player in the 2014 class by Scout.com, No. 5 by Rivals and No. 9 by ESPN... Appeared in both the McDonald's All-America and Jordan Brand Classic games... Competed for the World Select Team in the Nike Hoop Summit.

## PERSONAL NOTES

Born on Nov. 15, 1995 in Edison, New Jersey... Son of Jacqueline Cruz and Karl Towns... Father played basketball at Monmouth... Graduated high school with a 3.96 GPA and served as a member of his student council... Favorite player is Len Bias... Helped kids pick out sports equipment for the holidays as a part of DICK's Sporting Good Foundation Sports Matter event in December 2015... Partnered with the Salvation Army to launch a shoe drive throughout January 2016, encouraging fans to donate new and unused shoes in exchange for tickets to games... As part of its support of the Kia NBA Rookie of the Year Award, Kia Motors America (KMA) donated a brand new Sorento CUV to the Minnesota Chapter of the Leukemia & Lymphoma Society on Towns' behalf after winning the award in May 2016.

## SOCIAL MEDIA

Twitter: KarlTowns  
Instagram: karltowns  
Facebook: karlanthontowns



## CAREER HIGHS

	Regular Season			Playoffs		
Points	56	3/28/2018	ATL @ MIN	23	4/25/2018	MIN @ HOU
Field Goals	19	3/28/2018	ATL @ MIN	9	4/25/2018	MIN @ HOU (Twice)
Field Attempts	32	3/28/2018	ATL @ MIN	15	4/23/2018	HOU @ MIN
Three-Point Field Goals	6	3/28/2018	ATL @ MIN (Twice)	1	4/25/2018	MIN @ HOU (3 times)
Three-Point Field Goal Attempts	10	11/15/2016	CHA @ MIN	3	4/18/2018	MIN @ HOU
Free Throws	17	11/30/2016	NY @ MIN	7	4/21/2018	HOU @ MIN
Free Throw Attempts	20	11/30/2016	NY @ MIN	7	4/21/2018	HOU @ MIN
Offensive Rebounds	10	1/27/2018	BRK @ MIN	5	4/23/2018	HOU @ MIN
Defensive Rebounds	21	1/5/2018	MIN @ BOS	13	4/25/2018	MIN @ HOU (Twice)
Rebounds	23	1/5/2018	MIN @ BOS	16	4/21/2018	HOU @ MIN
Assists	10	12/28/2016	MIN @ DEN	4	4/25/2018	MIN @ HOU
Steals	4	12/12/2017	PHI @ MIN	1	4/21/2018	HOU @ MIN (Twice)
Turnovers	7	12/10/2017	DAL @ MIN (Twice)	5	4/23/2018	HOU @ MIN
Blocked Shots	6	12/31/2017	MIN @ IND (3 times)	2	4/21/2018	HOU @ MIN
Minutes	48	12/12/2017	PHI @ MIN (Twice)	40	4/15/2018	MIN @ HOU

## NBA REGULAR SEASON STATS

YEAR/TEAM	G	MIN	FGM	FGA	PCT	3PM	3PA	PCT	FTM	FTA	PCT	OFF	DEF	TOT	RPG	AST	APG	PF	DQ	STL	BLK	PTS	PPG
15-16 Minnesota	82	2627	625	1153	.542	30	88	.341	223	275	.811	229	629	858	10.5	161	2.0	245	1	58	138	1503	18.3
16-17 Minnesota	82	3031	802	1480	.542	101	275	.367	356	428	.832	296	711	1007	12.3	220	2.7	241	0	56	103	2061	25.1
17-18 Minnesota	82	2918	639	1172	.545	120	285	.421	345	402	.858	238	774	1012	12.3	199	2.4	285	3	64	115	1743	21.3
TOTALS	246	8575	2066	3805	.543	251	648	.387	924	1105	.836	763	2114	2877	11.7	580	2.4	771	4	178	356	5307	21.6

## NBA PLAYOFF STATS

YEAR/TEAM	G	MIN	FGM	FGA	PCT	3PM	3PA	PCT	FTM	FTA	PCT	OFF	DEF	TOT	RPG	AST	APG	PF	DQ	STL	BLK	PTS	PPG
17-18 Minnesota	5	170	28	60	.467	3	11	.273	17	23	.739	15	52	67	13.4	11	2.2	14	0	2	5	76	15.2
TOTALS	5	170	28	60	.467	3	11	.273	17	23	.739	15	52	67	13.4	11	2.2	14	0	2	5	76	15.2



# ANDREW WIGGINS

**22** | FORWARD

**HEIGHT:**

6-8

**WEIGHT:**

194 lbs

**BIRTHDATE:**

February 23, 1995 in Toronto, Ontario

**COLLEGE:**

Kansas

**HIGH SCHOOL:**

Huntington St. Joseph Prep (Huntington, West Virginia)

**EXPERIENCE:**

4 years

**ACQUIRED:**

Via trade from Cleveland (August 23, 2014)

**DRAFTED:**

2014, 1st round (1st overall) by the Cleveland Cavaliers





## 2017-18 SEASON (MINNESOTA)

Finished his fourth season in the NBA by making 82 starts for the third time... Averaged 17.7 ppg, 4.4 rpg, 2.0 apg and 1.11 spg while logging 36.3 mpg; he shot 43.8% from the floor, 33.1% (112-for-338) from three-point range and a career-low 64.3% (202-for-314) from the FT line... Ranked 10th in minutes, third in total minutes played (2979) and 33rd in scoring... Closed the season by grabbing 63 rebounds over his final 10 starts, the most prolific such stretch of his career... Dipped to 14.8 ppg (on 37.8% shooting) in those 10, however, on the heels of an 11-game run at 21.4 ppg (48.4%) that saw him connect on 45.7% (21-for-46) from long range... Netted 23 points Apr. 1 vs. Utah, his 34th 20+ night this year and raising his career total to 170; he ranks second on the Wolves' all-time list in that category (Kevin Garnett 534)... Pulled down a career-high 11 rebounds Mar. 23 at New York, part of his fifth career double-double... Tied a career best with three blocks Mar. 20 vs. the L.A. Clippers and pumped in a season-high 40 points Jan. 22 at the L.A. Clippers, his sixth career 40+ effort; he's second behind Kevin Love (10) on the Wolves' all-time list... Passed Doug West (6216) for fifth on the Wolves' career scoring list Mar. 13 at Washington; he went over the 6000-point plateau Feb. 7 at Cleveland and reached 5000 on Oct. 18 at San Antonio... Hauled down nine rebounds Jan. 1 vs. the L.A. Lakers; the Wolves went 23-13 this season when he grabbed 5+ rebounds... Drilled a season-high five treys Dec. 27 vs. Denver... Picked off a season-high four steals Nov. 8 at Golden State and finished with 28 points Nov. 29 at New Orleans... Sank the game-winning trey as time expired Oct. 22 at Oklahoma City – his second career buzzer-beater (Jan. 24, 2017 at Phoenix) – capping a 27-point night.

## NBA CAREER NOTES

Signed to a multi-year contract extension on Oct. 11, 2017... Had his 2016-17 contract option exercised on Oct. 23, 2016... Acquired by Minnesota from Cleveland on Aug. 23, 2014 as part of a three-team trade that also included Philadelphia... Signed by Cleveland to a two-year contract on July 24, 2014... Selected by the Cavs in the 1st round (1st overall) of the 2014 NBA Draft... **2016-17 (Minnesota):** Concluded his third NBA season by starting all 82 games, registering career highs in scoring (23.6 ppg), assists (2.3 apg), three-point accuracy (35.6%), three-pointers made (103) and minutes (37.2 mpg)... Finished with 1933 points, the fourth-best single-season total in franchise history; the scoring average ranks fifth all-time... Also tallied 4.0 rpg and 1.00 spg while shooting 45.1% from the field and 76.0% from the FT line; he led the league in total minutes played (3048) while ranking 3rd in minutes per game and 16th in scoring... Tallied 26.0 ppg over his final 30 games, boosting that to 28.3 ppg in eight April starts... Converted 22 of his final 53 attempts from beyond the arc (41.5%), and picked off 42 steals in his last 31 starts – including a season-high four Feb. 27 at Sacramento... Led all scorers with 41 points Apr. 9 at the L.A. Lakers, his fifth 40+ night (14th with 30+); only Kevin Love (six in 2013-14) posted more 40+ games in a season in Wolves annals... Overtook Tony Campbell (4888) for 6th on the Wolves' all-time scoring list Apr. 6 at Portland... Logged a season-high 44:17 Mar. 24 at the L.A. Lakers, one of 11 times he played 40+, while the 24-point effort in the Mar. 10 win vs. Golden State was one of 39 times led the Wolves in scoring (14th in a victory)... Saw his then-club-record run of 19 consecutive games scoring 20+ points halted Mar. 4 at San Antonio... Led all scorers with 40 points in the Feb. 15 victory at Denver, becoming just the second player in Wolves history to tally 40+ in consecutive games (Kevin Love, Apr. 13-14, 2014); he sank the game-winner as time expired Jan. 24 at Phoenix... Scored his 4000th career point in the Jan. 22 victory vs. Denver; only LeBron James, Kevin Durant and Carmelo Anthony totaled more points than his 4384 prior to their 22nd birthdays... Became the sixth Wolves player ever to post multiple 40+ outings with the 41-point effort Jan. 6 at Washington; the 30 FGAs are a career high... Tied his career best with 10 rebounds Nov. 17 vs. Philadelphia, part of his fourth career double-double... Poured in a career-high 47 points Nov. 13 vs. the L.A. Lakers; the FTs made (17) and attempted (22) are both career bests... His previous top scoring night was the 36-point outing Nov. 8 at Brooklyn; in that game, he sank a career-high six three-pointers... **2015-16 (Minnesota):** Finished his second NBA year as Minnesota's leading scorer, ranking 19th in the league at 20.7 ppg to become the seventh player in club history to average 20+ ppg over a full season... Started 81 games; the Nov. 10 DNP vs. Charlotte was the first of his career... Tallied 3.6 rpg and 2.0 apg in 35.1 mpg (19th in the NBA), shooting 45.9% from the field, 30.0% (57-for-190) from three-point range and 76.1% from the line... His 565 FT attempts marked the fourth-highest single-season total in Wolves history and placed him 7th in the NBA this year... Hiked his FG accuracy to 48.9% after Feb. 1, including 40.0% (30-for-75) from long distance... Was Minnesota's top scorer on 33 occasions and reached double figures 77 times, including 48 games with 20+ points... Scored his 3000th career point Apr. 7 at Sacramento... Pumped in 32 points (adding a career-high six steals) in the Apr. 5 win at Golden State, his 10th and final 30+ night of the season (14th career) and, coupled with the 30-point effort Apr. 3 vs. Dallas, marked the third time this year he'd tallied 30+ in consecutive games... Went 17-for-21 from the FT line Mar. 28 vs. Phoenix, his career highs in both categories; he also tied a career best with three blocks in the game... Played in the BBVA Compass Rising Stars Challenge on Feb. 12, part of All-Star Weekend in Toronto; he netted 29 points... Scored a game-high 31 points Feb. 3 at the L.A. Clippers, one night after a 30-point effort at the L.A. Lakers; he also had 30+ back-to-back Nov. 7-9 (at Chicago, at Atlanta)... Erupted for a career-high 35 points Jan. 8 vs. Cleveland... Scored 32 points Dec. 18 vs. Sacramento, adding a career-high 10 rebounds and six assists; he's the 7th player in franchise history to record a 30+ pt/10+

reb/5+ ast game... **2014-15 (Minnesota):** Crowned his first season in Minnesota by being named the recipient of the Eddie Gottlieb Trophy as the NBA's Rookie of the Year on Apr. 30... Received 110 of 130 first-place votes to become the first player in franchise history (and the first-ever Canadian-born player) to win the award... Named Western Conference Rookie of the Month four consecutive times to open the season... Started all 82 games – the first Wolves rookie to accomplish that feat – and averaged 16.9 ppg, 4.6 rpg, 2.1 apg and 1.05 spg while ranking 4th in the NBA in minutes (36.2 mpg)... Shot 43.7% from the field, 31.0% from three-point range and 76.0% from the FT line; he finished among the league's top 10 in both FTs made (354) and attempted (466)... Tallied 19.2 ppg (45.5%) and 4.8 rpg in his last 56 outings, boosting that to 23.3 ppg (45.1%), 5.8 rpg and 3.5 apg in the final 13... Reached double figures on 69 occasions, with four 30+ efforts (the most ever by a Wolves rookie) among his 31 games with 20+ points... Handed out a season-high nine assists Apr. 11 at Golden State, and led Minnesota across the board (29 pts/10 reb/6 ast) Apr. 10 at the L.A. Lakers... The latter game marked his second double-double of the season, while the 15-for-16 effort from the line represented team season highs in both categories... Pumped in 31 points on Mar. 27, his second 30+ showing at Houston and one of 26 times he led Minnesota overall... Logged a season-high 48:50 on Mar. 25 vs. the L.A. Lakers; he played 40+ minutes on 24 occasions... Went over the 1000-point mark Mar. 13 at Oklahoma City... Named MVP of the BBVA Rising Stars Challenge on Feb. 13 after garnering 22 points, six rebounds and four assists... Erupted for a season-high 33 points Jan. 31 vs. Cleveland; he also swiped a season-high four steals... Scored a game-high 31 points Jan. 17 at Denver, adding a season-high three blocks... Collected his first career double-double with 23 points and a season-high 10 rebounds Dec. 10 vs. Portland.

## PLAYOFF NOTES

**2018 (Minnesota):** Appeared in all five games for Minnesota vs. Houston, averaging 15.8 points and 5.2 rebounds in 32.8 minutes per game... Scored a playoff career-high 20 points in Minnesota's Game 3 win, connecting on 7-of-11 from the floor.

## INTERNATIONAL NOTES

Won a bronze medal with Canada at the 2015 FIBA Americas Championship held in Mexico City... Averaged 15.1 points on 49.5% shooting (51.7% from three-point range) and 4.4 rebounds per game in 10 contests... Won a bronze medal with Canada at the 2010 FIBA U17 World Championship, held in Hamburg, Germany... Averaged 8.1 ppg (47.2%) and 3.3 rpg in eight contests (as a 15-year-old), highlighted by a 20-point, five-rebound, two-block effort vs. Team USA in the semifinals... Led Canada to bronze at the 2012 FIBA Americas U18 Championship, held in São Sebastião do Paraíso, Brazil... Contributed a team-high 15.2 ppg (41.3%), 7.6 rpg and 2.0 apg in five outings.

## COLLEGE NOTES

Played one season at Kansas... Completed his freshman season by being named to the John R. Wooden All-America Team and earning Second Team All-America honors from the NABC, USBWA, SI.com and The Sporting News... Led the Jayhawks to a 25-10 record by tallying a team-high 17.1 ppg, setting the school's single-season freshman scoring record (597 points)... Added 5.9 rpg and 1.5 apg while swiping a team-leading 41 steals and blocking 34 shots; he shot 44.8% from the field, 34.1% (43-for-126) from three-point distance and 77.5% (176-for-227) from the FT line... Poured in a season-high 41 points (adding eight rebounds, a season-high five steals and a season-high four blocks) Mar. 8 at West Virginia, the most ever scored by a Kansas freshman and the most by any Jayhawk player since 1991.

## PERSONAL NOTES

Born on Feb. 23, 1995 in Toronto, Canada... Father, Mitchell, played collegiately at Florida State and for six seasons in the NBA with Chicago, Houston and Philadelphia... Mother, Marita, was a track star at FSU and competed for Canada in the 1984 and 1988 Olympics... Averaged 24.2 points, 8.5 rebounds, 4.1 assists and 2.7 blocked shots for Huntington Prep (in Huntington, W.Va.) in 2011-12... Earned numerous National Player of the Year honors during his high school career... Named Naismith High School Player of the Year and Gatorade Athlete of the Year across all high school sports in 2013... Ranked as the No. 1 recruit in the class of 2013 by every recruiting service... Voted by the USA Today as the 2013 American Family Insurance All-USA Player of the Year... Selected to play in the Jordan Brand Classic game and posted a game-high 19 points in 21 minutes... Started the Andrew Wiggins Foundation which focuses on supporting youth athletic organizations... As part of its support of the Kia NBA Rookie of the Year Award, Kia Motors America (KMA) donated a 2016 Kia Sorento LX CUV to Rock of Faith Worship Centre in the Canadian province of Ontario on Wiggins' behalf after winning the award in April 2015.

## SOCIAL MEDIA

Twitter: 22wiggins  
Instagram: 22wiggins





## CAREER HIGHS

	Regular Season			Playoffs		
Points	47	11/13/2016	LAL @ MIN	20	4/21/2018	HOU @ MIN
Field Goals	16	1/22/2018	MIN @ LAC (3 times)	7	4/21/2018	HOU @ MIN (Twice)
Field Goal Attempts	30	1/6/2017	MIN @ WAS	15	4/15/2018	MIN @ HOU
Three-Point Field Goals	6	11/8/2016	MIN @ BRK	4	4/21/2018	HOU @ MIN
Three-Point Field Goal Attempts	8	3/8/2018	BOS @ MIN (5 times)	6	4/21/2018	HOU @ MIN
Free Throws	17	11/13/2016	LAL @ MIN (Twice)	3	4/25/2018	MIN @ HOU (3 times)
Free Throw Attempts	22	11/13/2016	LAL @ MIN	6	4/25/2018	MIN @ HOU
Offensive Rebounds	5	4/6/2018	MIN @ LAL (8 times)	2	4/21/2018	HOU @ MIN (Twice)
Defensive Rebounds	11	3/23/2018	MIN @ NY	7	4/18/2018	MIN @ HOU
Rebounds	11	3/23/2018	MIN @ NY	8	4/18/2018	MIN @ HOU
Assists	9	4/11/2015	MIN @ GS	5	4/21/2018	HOU @ MIN
Steals	6	4/5/2016	MIN @ GS	1	4/21/2018	HOU @ MIN (Twice)
Turnovers	6	2/25/2017	MIN @ HOU (6 times)	3	4/18/2018	MIN @ HOU
Blocked Shots	3	3/20/2018	LAC @ MIN (5 times)	1	4/21/2018	HOU @ MIN (Twice)
Minutes	49	3/25/2015	LAL @ MIN (Twice)	37	4/25/2018	MIN @ HOU

## NBA REGULAR SEASON STATS

YEAR/TEAM	G	MIN	FGM	FGA	PCT	3PM	3PA	PCT	FTM	FTA	PCT	OFF	DEF	TOT	RPG	AST	APG	PF	DQ	STL	BLK	PTS	PPG
14-15 Minnesota	82	2969	497	1137	.437	39	126	.310	354	466	.760	134	240	374	4.6	170	2.1	190	0	86	50	1387	16.9
15-16 Minnesota	81	2845	594	1294	.459	57	190	.300	430	565	.761	105	186	291	3.6	164	2.0	165	1	78	46	1675	20.7
16-17 Minnesota	82	3048	709	1570	.452	103	289	.356	412	542	.760	102	226	328	4.0	189	2.3	183	2	82	30	1933	23.6
17-18 Minnesota	82	2979	569	1300	.438	112	338	.331	202	314	.643	82	276	358	4.4	160	2.0	163	1	91	51	1452	17.7
TOTALS	327	11841	2369	5301	.447	311	943	.330	1398	1887	.741	423	928	1351	4.1	683	2.1	701	4	337	177	6447	19.7

## NBA PLAYOFF STATS

YEAR-TEAM	G	MIN	FGM	FGA	PCT	FG3M	FG3A	PCT	FTM	FTA	PCT	OFF	DEF	TOT	RPG	AST	APG	PF	DQ	STL	BLK	PTS	PPG
17-18 Minnesota	5	164	30	68	.441	7	21	.333	12	20	.600	5	21	26	5.2	10	2.0	14	0	2	2	79	15.8
TOTALS	5	164	30	68	.441	7	21	.333	12	20	.600	5	21	26	5.2	10	2.0	14	0	2	2	79	15.8





## TWO-WAY CONTRACTS

Two-way contracts allow teams to sign two players to two-way contracts in addition to the 15-man regular-season roster. Players signed to a two-way contract can accrue no more than 45 days of service with their respective NBA club during the regular season and will spend the remainder of their time with the team's NBA G League affiliate (the Iowa Wolves).



**JARED TERRELL**  
**#3 GUARD**

**HEIGHT:** 6-3  
**WEIGHT:** 227 lbs  
**BIRTHDATE:** February 10, 1995 in Boston, Massachusetts  
**COLLEGE:** Rhode Island  
**HIGH SCHOOL:** Brewster Academy (Wolfeboro, New Hampshire)  
**EXPERIENCE:** Rookie  
**ACQUIRED:** Via free agency (July 5, 2018)  
**DRAFTED:** 2018, Undrafted

### COLLEGE NOTES

Appeared in 134 games (133 starts) over four years at Rhode Island, finishing seventh on Rhode Island's career scoring list with 1,754 points, fourth in three-pointers (192) and fifth in steals (170)... Won 91 games at Rhode Island, the most in school history over a four-year stretch... Finished his college career with averages of 13.1 points, 3.0 rebounds, 2.1 assists and 1.5 steals in 31.6 minutes per game... **2017-18 (Rhode Island):** Established new career highs in scoring (16.8 ppg), field goal percentage (42.7%), three-point percentage (41.4%) and free throw percentage (82.1%)... Named to the 2017-18 All-Atlantic 10 First Team and was the U.S. Basketball Writer's Association District I Player of the Year... Three-time Atlantic 10 Player of the Week... Scored a career-high 32 points vs. No. 20 Seton Hall on Nov. 23... Finished with 13 points, six rebounds and five assists in a win over Oklahoma in the first round of the NCAA Tournament... **2016-17 (Rhode Island):** Averaged 12.6 points, 2.9 rebounds, 2.0 assists and 1.0 steals in 30.7 minutes per game, posting a then career-high mark in field goal percentage (41.9%)... Became the 54th overall Ram to score 1,000 career points on Jan. 31... **2015-16 (Rhode Island):** Led the Rams in scoring with 13.6 points per game in 35.5 minutes per game... Recorded his first career double-double with 12 points and 10 rebounds vs. TCU... **2014-15 (Rhode Island):** Named to the Atlantic 10's All-Rookie Team after averaging 9.2 points, 2.4 rebounds, 1.5 assists and 1.4 steals per game... Two-time Atlantic 10 Rookie of the Week... Named the CBSSports.com/Wayman Tisdale Award National Freshman of the Week (Feb. 3).

### PERSONAL NOTES

Born Feb. 10, 1995 in Boston, Mass. to Michelle Ross and Royce Terrell... Has two brothers: Royce II and Jordan... Listed LeBron James as his favorite NBA player... Favorite movie is Space Jam and favorite TV show is Black Mirror.

### SOCIAL MEDIA

Twitter: @JaredTerrell32  
 Instagram: jaredterrell32



**C.J. WILLIAMS**  
**#12 GUARD**

**HEIGHT:** 6-5  
**WEIGHT:** 226 lbs  
**BIRTHDATE:** February 6, 1990 in Fayetteville, North Carolina  
**COLLEGE:** North Carolina State  
**HIGH SCHOOL:** Jack Britt High School (Fayetteville, North Carolina)  
**EXPERIENCE:** 1 year  
**ACQUIRED:** Via free agency (July 31, 2018)  
**DRAFTED:** 2012, Undrafted

### 2017-18 NBA SEASON (L.A. CLIPPERS)

Played in 38 games with the Clippers, including making 17 starts... Made his NBA debut on Nov. 10 at Oklahoma City... Scored his first NBA points on Nov. 18 at Charlotte... Made his first NBA start against Minnesota on Dec. 3, tallying five points, one rebound and an assist in 12:58... Scored a career-high 18 points vs. Memphis on Jan. 2... Hit a game-winning three-pointer with 9.1 seconds remaining against Atlanta on Jan. 8... Missed one game due to a right ankle sprain... Appeared in 16 games with the Agua Caliente Clippers of the NBA G League, averaging 16.5 points on 42.0% shooting (37.9% from three-point range), 3.9 rebounds and 1.3 steals per game... Named the recipient of the 2018 NBA G League Jason Collier Sportsmanship Award.

### NBA CAREER NOTES

Signed as a free agent by the Timberwolves to a two-way contract on July 31, 2018... Waived by the Clippers on July 27, 2018... Signed a multi-year contract with the L.A. Clippers on Apr. 9, 2018... Had his contract upgraded to a two-way contract with the Clippers on Oct. 14, 2017... Signed by the Clippers on Sept. 14, 2017... Waived by the Mavericks on Oct. 22, 2016... Signed by the Mavericks on Sept. 19, 2016... Undrafted in the 2012 NBA Draft... **2016-17 (Texas Legends, NBA G League):** Played for the Texas Legends of the NBA G League... Appeared in 50 games with the Legends, averaging 12.8 points on 44.1% shooting (38.6% from three-point range)... **2013-14 (Los Angeles D-Fenders, NBA G League):** Played for the Los Angeles D-Fenders of the NBA G League... Appeared in 49 games, averaging 14.4 points, 4.6 rebounds, 2.0 assists and 1.2 steals per game.

### COLLEGE NOTES

Played four years at North Carolina State University and saw action in 128 career games, compiled 779 points (6.1 ppg), 337 rebounds (2.6 rpg) and 164 assists (1.3 apg)... **2011-12 (NC State):** Played and started in all 37 games, averaged 31.1 minutes, 10.6 points, 3.8 rebounds, 1.8 assists and 1.1 steals. Helped the Wolfpack finish 24-13 and reach the NCAA Tournament Sweet 16... **2010-11 (NC State):** Played in 31 games, started four games, averaged 17.6 minutes, 4.7 points, 2.4 rebounds and 3.5 assists... Shot 46.3 percent from the field... **2009-10 (NC State):** Played in 35 games, started 16 games, averaged 19.6 minutes, 4.3 points, 2.6 rebounds and 4.5 assists... **2008-09 (NC State):** Played in 25 games, started eight games, averaged 14.6 minutes, 3.7 points and 1.2 rebounds.

### PERSONAL NOTES

Born Wendell "C.J." Williams in Fayetteville, North Carolina on February 6, 1990... Father played college baseball at Florida A&M.

### SOCIAL MEDIA

Twitter: @C\_Will21  
 Instagram: c\_will\_21

### NBA REGULAR SEASON STATS

YEAR-TEAM	G	MIN	FGM	FGA	PCT	3PM	3PA	PCT	REB	RPG	AST	APG	PTS	PPG
17-18 L.A. Clippers	38	706	87	197	.442	22	78	.282	56	1.5	43	1.1	209	5.5
TOTALS	38	706	87	197	.442	22	78	.282	56	1.5	43	1.1	209	5.5



## TRAINING CAMP INVITES



### JONATHAN STARK #6 GUARD

**HEIGHT:** 6-0  
**WEIGHT:** 179 lbs  
**BIRTHDATE:** May 23, 1995 in Munford, Tennessee  
**COLLEGE:** Murray State  
**HIGH SCHOOL:** Munford High School (Munford, Tennessee)  
**EXPERIENCE:** Rookie  
**ACQUIRED:** Signed as a free agent on Sept. 24, 2018  
**DRAFTED:** 2018, Undrafted

### NBA CAREER NOTES

Signed by the Timberwolves on September 24, 2018... Played with the Timberwolves' entry in the 2018 Las Vegas Summer League and averaged 8.2 points, 2.0 rebounds, 1.8 assists and 17.0 minutes in five games.

### COLLEGE NOTES

Played at Tulane (2013-15) and Murray State (2016-18)... **2017-18 (Murray State):** Averaged 21.4 points, 2.7 rebounds, 3.9 assists and 1.3 steals in 32 games... Was named Ohio Valley Conference (OVC) Player of the Year... Named the 2018 Ohio Valley Conference Tournament MVP and First Team All-Ohio Valley Conference in 2017 and 2018... In two seasons at Murray State, averaged 21.5 points per game on 42.7% shooting... Amassed 1,160 career points, 261 assists, 167 rebounds and 76 steals... Dropped a season-high 41 points against Tennessee Tech on Mar. 1, 2017, where he played a season-high 50 minutes... Set season highs in field goals made (15), field goal attempts (40), rebounds (7) and steals (3) against Tennessee Tech... Became the first player to sweep the OVC player awards since the MVP award's inception in 1994, as he was announced the OVC Preseason Player of the Year, OVC Player of the Year and OVC Tournament MVP... **2016-17 (Murray State):** Named OVC Newcomer of the week in the first three weeks of the season (Nov. 14, 21, 28)... Scored a season-high 29 points at Southern Illinois... Started the season with five 20-point scoring games in the first eight... **2015-16 (Murray State):** Sat out due to transfer from Tulane... **2014-15 (Tulane):** Appeared in all 31 games... Averaged 10.6 points per game and 4.4 assists per game... **2013-14 (Tulane):** Earned Conference USA All-Freshman honors... Named Freshman All-American by CollegeInsider.

### HIGH SCHOOL NOTES

In two varsity seasons at Munford High School, was named the Tennessee District 13 MVP.

### PERSONAL NOTES

Born on May 23, 1995... Son of Jerry Stark... Majored in Integrated Studies – health and exercise.

### SOCIAL MEDIA

Twitter: @jonathanstark02  
Instagram: \_jonathanstark2



### DARIUS JOHNSON-ODOM #13 GUARD

**HEIGHT:** 6-2  
**WEIGHT:** 204 lbs  
**BIRTHDATE:** September 28, 1989 in Raleigh, North Carolina  
**COLLEGE:** Marquette  
**HIGH SCHOOL:** Wakefield (Raleigh, North Carolina)  
**EXPERIENCE:** 2 years  
**ACQUIRED:** Signed as a free agent on Sept. 24, 2018  
**DRAFTED:** 2012, 2nd round (55th overall) by the Dallas Mavericks

### NBA CAREER NOTES

Signed by the Timberwolves as a free agent on September 24, 2018... Had his 10-day contract expire on March 24, 2014 and became an unrestricted free agent... Signed by Philadelphia to a 10-day contract on March 14, 2014... Waived by the Lakers on October 16, 2013... Traded by the Dallas Mavericks to the Los Angeles Lakers on June 29, 2012... Drafted by the Dallas Mavericks in the second round (55th overall pick) in the 2012 NBA Draft on June 28, 2012... **2013-14 (Philadelphia):** Appeared in three games with Philadelphia after being signed to a 10-day contract... Spent the majority of the season in the NBA G League with the Springfield Armor, appearing in 27 games (26 starts) and averaging 22.0 points, 6.1 assists and 4.4 rebounds per game... **2012-13 (L.A. Lakers):** Spent the season with the Lakers and their G League affiliate, the Los Angeles D-Fenders... Appeared in four games with the Lakers... Appeared in 13 games with the D-Fenders, averaging 21.0 points on 44.0% shooting (39.3% from three), 5.2 assists and 5.2 rebounds per game.

### COLLEGE NOTES

Played three seasons with Marquette University, reaching the NCAA Sweet Sixteen in each of his final two seasons... **2011-12 (Marquette):** All-BIG EAST First Team selection along with MU teammate Jae Crowder... Associated Press Honorable Mention All-America... Named to The John R. Wooden Award Midseason Top 25 watch list and the Naismith Men's Basketball Player of the Year Award 'Midseason 30' list... NABC District 5 First Team selection... Nearing the program's top-10 all-time scorers with 1,635 career points... Named to the Preseason All-BIG EAST First Team as well as the John R. Wooden Award Preseason Top-50 List and the Naismith Preseason Watch List... **2010-11 (Marquette):** Named Second Team All-BIG EAST and NABC All-District 5 Second Team... **2009-10 (Marquette):** Claimed team's Defensive Player of the Year Award... Finished among the league leaders in 3-point field goal percentage (2nd, .474) and 3-point field goals made per game (7th, 2.15).

### PERSONAL NOTES

Born September 28, 1989 in Raleigh, North Carolina... Son of Carolyn Johnson-Odom and Lonnie Odom.

### SOCIAL MEDIA

Twitter: @KingMe\_DJ1  
Instagram: kingmedj\_1

### NBA REGULAR SEASON STATS

YEAR-TEAM	G	MIN	FGM	FGA	PCT	3PM	3PA	PCT	REB	RPG	AST	APG	PTS	PPG
12-13 L.A. Lakers	4	6	0	4	.000	0	1	.000	4	1.0	1	0.3	0	0.0
13-14 Philadelphia	3	15	0	7	.000	0	3	.000	2	0.7	1	0.3	0	0.0
TOTALS	7	21	0	11	.000	0	4	.000	6	0.9	2	0.3	0	0.0



## FOREIGN ASSETS



**BOJAN DUBLJEVIC**  
FORWARD/CENTER

**HEIGHT:** 6-10

**WEIGHT:** 242 lbs

**BIRTHDATE:** October 24, 1991 in Niksic, Montenegro

**ACQUIRED:** 2013 NBA Draft


**DRAFTED:** 2013, 59th overall by Minnesota Timberwolves

### NBA CAREER NOTES

Selected by the Timberwolves with the 59th overall pick in the 2013 NBA Draft.

### PROFESSIONAL NOTES

**2017-18 (Valencia Basket):** Played with Valencia Basket in the Spanish ACB league for the sixth straight season... Appeared in 31 games (24 starts) during ACB play, averaging 11.4 points, 6.4 rebounds in 23.1 minutes per game, shooting 45.7% from the floor and 37.0% from three-point range... Appeared in 24 games (17 starts) during Euroleague play, averaging 10.8 points in 20.2 minutes per game... Named to the All-Liga ACB Second Team for his play.



**PAULAO PRESTES**  
CENTER

**HEIGHT:** 6-10

**WEIGHT:** 265 lbs

**BIRTHDATE:** February 15, 1988 in Monte Aprazivel, Brazil

**ACQUIRED:** 2010 NBA Draft

**DRAFTED:** 2010, 45th overall by Minnesota Timberwolves

### NBA CAREER NOTES

Selected by the Timberwolves with the 45th overall pick in the 2010 NBA Draft.



**LIOR ELIYAHU**  
FORWARD

**HEIGHT:** 6-9

**WEIGHT:** 210 lbs

**BIRTHDATE:** September 9, 1985 in Ramat Gan, Israel

**ACQUIRED:** Via trade with Houston on June 26, 2012

**DRAFTED:** 2006, 44th overall by Orlando Magic

### NBA CAREER NOTES

Acquired by the Timberwolves along with Chase Budinger in exchange for the 18th overall pick in the 2012 NBA Draft... Acquired by Houston in exchange for cash considerations in a draft-day trade with Orlando during the 2006 NBA Draft... Selected by the Magic with the 44th overall pick in the 2006 NBA Draft.

### PROFESSIONAL NOTES

**2017-18 (Hapoel Bank Yahav Jerusalem):** Played with Hapoel Bank Yahav Jerusalem in the Israeli BSL... Averaged 6.9 points on 48.4% shooting and 4.4 rebounds in 20.4 minutes per game over 36 contests (15 starts)... Played in 8 games (1 start) during Eurocup play, averaging 4.5 points on 54.5% shooting.



**HENK NOREL**  
FORWARD

**HEIGHT:** 6-11

**WEIGHT:** 212 lbs

**BIRTHDATE:** September 17, 1987 in Gorinchem, Netherlands

**ACQUIRED:** 2009 NBA Draft

**DRAFTED:** 2009, 47th overall by Minnesota Timberwolves

### NBA CAREER NOTES

Selected by the Timberwolves with the 47th overall pick in the 2009 NBA Draft.

### PROFESSIONAL NOTES

**2017-18 (Delteco GBC):** Played with Delteco GBC in the Spanish ACB league... Averaged 13.9 points on 57.8% shooting in 26 games (20 starts) during ACB league play... Tallied 6.7 rebounds and 1.9 assists per game.



FRONT  
FRONT  
**FRONT**  
**OFFICE**  
OFFICE  
OFFICE



## FRONT OFFICE

Owner.....	Glen Taylor
Chief Executive Officer.....	Ethan Casson

### BASKETBALL OPERATIONS

President of Basketball Operations/Head Coach.....	Tom Thibodeau
General Manager.....	Scott Layden
Assistant General Manager.....	Noah Croom
Assistant Coaches.....	Malik Allen, Andy Greer, Larry Greer, Ed Pinckney, Ryan Saunders
Player Development Coach.....	John Lucas III
Special Assistant to the President of Basketball Operations/Player Development Coach.....	Daisuke Yoshimoto
Advance Scout.....	Pat Zipfel
Video Coordinator.....	Steve Molina
Assistant Video Coordinators.....	Kwazdo Ahegbe, Brian Randle
Director of Player Personnel.....	Brian Pauga
Director of International Player Personnel.....	Zarko Durisic
Scouts.....	Rafer Alston, Tim Buckley, Jim Eyen, Chris Gilmartin, Conner Henry, Pete Mickeal, Drew Nicholas
Scout/General Manager of the Iowa Wolves.....	Todd Checovich
Director of Player Programs.....	Kaayla Chones
Director of Basketball Administration.....	Emmanuel Rohan
Manager of Team Services.....	Rachel Saunders
Senior Basketball Operations Analyst.....	Nick Restifo
Basketball Operations Analyst.....	Cole Fisher
Basketball Operations Associates.....	Samer Jassar, Andrew Novak
Vice President of Player Health/Head Athletic Trainer.....	Gregg Farnam
Director of Athletic Therapy.....	Matthew Duhamel
Athletic Trainer/Athlete Preparation & Recovery Liaison.....	Armando Rivas
Assistant Athletic Trainer.....	Tony Pressley
Head Strength and Conditioning Coach.....	Troy Sutton
Assistant Strength and Conditioning Coach.....	Kurt Joseph
Vice President of Security.....	Brian Kinzig
Security Advisor.....	Bob Goedderz
Equipment Manager.....	Clayton Wilson
Assistant Equipment Manager.....	Danny Wilson
Custodian.....	Rob Burnett
Vice President of Team Medical Services.....	Dr. Sheldon Burns, M.D.
Orthopedic Surgeon.....	Dr. Diane Dahm, M.D.

### ACCOUNTING & FINANCE

Chief Financial Officer.....	Pete Stene
Director of Finance.....	Ben Jahnke
Director of Payroll.....	J.T. Hoffman
Senior Staff Accountant.....	Erich Heber
Accounting Manager.....	Marci Schwen
Accounts Payable Specialist.....	Robert Hudalla
Payroll Specialist.....	Michael Schroeder
Financial Analyst.....	Tom Schalk

### ADMINISTRATION

General Counsel.....	Suzanne Spellacy
Executive Assistant.....	Susan Eitel, Laura Janquart

### ANALYTICS & RESEARCH

Vice President of Business Intelligence.....	Laura Meyer
Database and CRM Manager.....	Amanda Scott
Manager of Analytics.....	Jake Damiani
Business Systems Analyst.....	Sam Hubble
Business Research Strategist.....	Akash Chaudhry
Data and CRM Specialist.....	Abdullah Arshad
Data Architect-Administrator.....	Mark Donehoo
Business Analyst.....	Chris Hagner, Ferheen Khan

### BASKETBALL ACADEMY

Vice President of Basketball Development.....	John Thomas
Basketball Academy Manager.....	Troy Pearson
Basketball Academy Program Manager.....	Steve Brown
Senior Basketball Academy Coordinator.....	Breanna Salley
Basketball Academy Sales Manager.....	Matt Bare

### BROADCAST

Radio Play-By-Play Announcer.....	Alan Horton
Executive Producer and Studio Host.....	John Focke
Production – Traffic Coordinator.....	Cal Soderquist

### COMMUNICATIONS

Chief Strategy Officer.....	Ted Johnson
Vice President of Communications.....	Brad Ruitter
Senior Manager of Basketball Communications.....	Aaron Seehusen
Basketball Communications and Publications Manager.....	Dan Bell
Basketball Communications Manager.....	Aaron Freeman, Alex King
Basketball Communications Coordinator.....	Sara Perez
Statistician.....	Paul Swanson

### CORPORATE PARTNERSHIPS

Vice President of Corporate Partnerships.....	Mike Welch
Director of Partnership Activation.....	Michael Resnick
Director of Partnership Sales.....	David King
Partnership Sales Manager.....	Libby Kruse, Nate Racela
Partnership Activation Manager.....	Robert Armstrong, Ally Carr, David Manley, Joanna Stang
Partnership Activation Executive.....	Shannon Buckner, Katie Hazelbach
Corporate Partnerships Coordinator.....	Josh Minton

### CREATIVE SERVICES

Director of Creative Services.....	Henry Moore
Creative Manager.....	Max Morlock
Graphic Designer.....	Lauren Kuznia, Kim Gleffe
Digital Graphic Designer.....	Benny Nguyen
Copywriter.....	Jared Hughes
Top Regional Photographer.....	David Sherman



## FRONT OFFICE

### DIGITAL CONTENT

Executive Producer of Digital Content	Erik Nelson
Motion Graphics Animation Manager	Joe Kronenberg
Broadcast Producer – Production Manager	Noah Ferche
Videographer	Gram Krause
Senior Manager of Digital Content	Shahbaz Khan
Digital Content Manager	Kyle Ratke
Social Media Manager	Cody Sharrett
Social Media Coordinator	Taylor Nardinger

### DIGITAL INNOVATION

Manager of Digital Innovation	Sam Flood
Interactive Designer	Kelly Pedersen
Email Marketing Specialist	Jena Magee
Web Developer	James Bruno

### FACILITIES DEVELOPMENT

Facilities Manager	David Harper
Facilities Coordinator	Elmer Tenecora-Jara
Senior Project Manager	Carolyn Wardell
Logistics Manager	John Schissel

### FAN EXPERIENCE

Vice President of Fan Engagement	Jeff Munneke
Senior Fan Experience Manager	Greg Vanderwilt

### GROUP EVENTS

Director of Group Events	Kate Johnson
Group Experience Manager	Jared Hensch
Group Events Manager	Alex Gustafson, Emma Hassen
Group Events Account Executive	Jacqueline Blackwood, Alan Branch, Jonah Santo, Kelley Wollak

### HUMAN RESOURCES

Chief People Officer	Sianneh Mulbah
Human Resources Generalist	Kayla Bellows
Human Resources Coordinator	Alyssa Riles
Office Manager	Vicky Reynolds
Receptionist	Leah Hazlett

### INFORMATION TECHNOLOGY

Vice President of Technology	Justin Butler
Director of Technology	Dan LaCoursiere
Help Desk Support Specialist II	Derek Scherer
Help Desk Support Specialist I	Martesa Patton

### LIVE PROGRAMMING AND ENTERTAINMENT

Executive Producer of Live Programming and Entertainment	Chadwick Folkestad
Director of Game Presentation	Chris Vanderbeek
Production Coordinator	Sheridan West
Mascot Entertainment Manager	Dave Warner
Dance and Entertainment Manager	Athenia Williams
Animation Feature Producer	Alyse Danikowski, Josh Harms, Doug Price
Lynx Mascot	Jack Billion

### MARKETING

Chief Marketing Officer	Mike Grah
Vice President of Marketing	Lindsay Milne
Marketing Manager	Tori Stein
Marketing Coordinator	Addie Black
Creative Projects Manager	Courtney Brown

### MEMBERSHIP SERVICES

Director of Membership Service	Ashley Heinlein
Membership Account Manager	Annie Eversman, Chris Palaia
Membership Services Senior Account Executive	Dan Chapman, Grace Conner, Jim Heinmiller, Jory Shragg
Membership Services Account Executive	Matt Dullea, Emily Pelant, Marin Powell, Megan Skelly
Digital Ticketing Specialist	Alee Xiong

### PREMIUM

Director of Premium Sales	Charlie Romans
Premium Sales Manager	Andrew McFerrin
Manager of Premium Service	Conor Noonan
Premium Sales Senior Account Executive	Michael Misner
Premium Activation Executive	Rachel Frank

### SEASON TICKET SALES

Chief Revenue Officer	Ryan Tanke
Vice President of Ticket Sales and Service	Jake Vernon
Senior Director of Sales	Ryan Davenport
Director of Membership Sales	Scott Hebert
Membership Sales Manager	Matt Schafer
Membership Sales Account Executive	David Bergren, Joseph DeBella, McDaniel Doe, Patrick Kennedy
Sales and Service Event Coordinator	Cameron Klade, Elizabeth Pritchard
Vice President of Lynx Business Operations	Chelsea DeVries
Director of Lynx Sales and Service	Carley Knox
Lynx Sales and Service Manager	Erin Henning
Lynx Sales and Service Coordinator	Micaela Erickson
Lynx Senior Sales and Service Account Executive	Walter Holland
Lynx Sales and Service Account Executive	Taylor Dosh, Ashley Ellis-Milan, Ailee Norton
Lynx Business Operations Coordinator	Cassandra Rieser, Sam Wolfson
	Amanda Zanghi

### SOCIAL RESPONSIBILITY

Vice President of Social Responsibility	Jennifer Ridgeway
Social Responsibility Manager	Kristin Edmundson
Social Responsibility Senior Coordinator	Chelsea Lowman
Social Responsibility Coordinator	Amanda Malz

### TICKET OPERATIONS

Director of Ticketing	Eric Caulfield
Box Office Manager	Tony Nguyen
Assistant Box Office Manager	Tyler Swanson
Ticketing Specialist	Louis Bahriy





**GLEN TAYLOR**  
OWNER

On March 23, 1995, Glen Taylor closed the deal that made him majority owner of the Minnesota Timberwolves. He added the title of NBA owner to a list that already included international businessman, state senator, entrepreneur, philanthropist and Executive of the Year.

Glen Taylor is chairman of Mankato, Minn. based Taylor Corporation, a multinational conglomerate of marketing, communications and interactive solutions companies. As he earned his degree from Minnesota State University, Mankato, he worked part time at Carlson Wedding Service, a print shop specializing in formal invitations. After graduation he continued his career at the company, developing strategies to cut delivery time, improve service and expand offerings. Since purchasing the company in 1975, Mr. Taylor has grown the organization into one of the largest privately held companies in the United States, with more than 80 companies across the globe and over 13,000 employees. Under his vision and leadership, Taylor has emerged as one of the top three graphics communications companies in North America, providing services to more than half of the Fortune 500 companies and millions of small businesses and consumers around the world. In 2000, Mr. Taylor invested in a leading agribusiness and food company, Rembrandt Enterprises, now one of the largest egg producers in the U.S. He expanded his breadth of businesses in July of 2014 as Mr. Taylor purchased the Star Tribune newspaper, Minnesota's largest news organization, so that once again it would be owned outright by a Minnesotan. In 2016, he started another agribusiness, Prime Pork, in Windom, Minn. Mr. Taylor is an investor in Northland Securities, a full service investment bank in Minneapolis. He is also an investor in Envoy Medical, an implantable hearing therapy company. As an avid sports fan, Mr. Taylor continues to spread his involvement locally and has ownership in Minnesota's new Major League Soccer team, Minnesota United.

Taylor attended Harvard Graduate School of Business and earned his Bachelor of Science degree at Minnesota State University, Mankato. He is one of only three people to receive a Minnesota State University honorary doctorate degree.

Taylor's business savvy has been recognized by Corporate Report magazine, which honored him as its Executive of the Year (1987), and the Sales and Marketing Executives of Minneapolis/St. Paul, who awarded him with their Sales Executive of the Year Award (1999). He was also inducted into the Minnesota Hall of Fame (2002) by Twin Cities Monthly Magazine.

Taylor was elected to the Minnesota Senate in 1980, where he served until 1990. He became assistant Senate minority leader in 1982. From 1984 to 1986, he served as Senate Minority Leader. While in the Senate, Taylor was instrumental in providing leadership in the areas of higher education, child care and economic development policies. In October of 2008, Taylor was named Chairman of the NBA's Board of Governors. He served as Chairman until late 2017.

Taylor and his family have provided financial assistance and participated in mission trips to Africa, Turkey, Egypt, China and Central America to support children.

Taylor and his wife, Becky, live in Mankato. Their children and grandchildren enjoy attending many of the Timberwolves games.

## LIMITED PARTNERS

**MEYER ORBACH** - Chairman and Owner of The Orbach Group and Orbach Affordable Housing Solutions, real estate companies in New York City.

**TERI E. POPP** - President of Minnesota Military Family Tribute and retired attorney residing in Orono, Minnesota.

**WILLIAM J. (BILL) POPP** - Owner/President of POPP Communications, Golden Valley, Minnesota. A native of Minneapolis, Popp resides in Orono, Minnesota.

**JOYCE SEXTON** - President of Sexton Family Foundation. Sexton resides in Las Vegas, Nevada.

**WILLIAM SEXTON** - Retired President/Owner of Old Northwest Company. Sexton resides in Las Vegas, Nevada.

**R. WYNN KEARNEY, JR.** - Kearney is a retired orthopedic surgeon who resides in Mankato, Minnesota, his hometown.

## FLIP SAUNDERS FAMILY



**ETHAN CASSON**  
CHIEF EXECUTIVE OFFICER

Ethan Casson is entering his third season as the Chief Executive Officer for the Minnesota Timberwolves, the Minnesota Lynx and the Iowa Wolves, the Timberwolves' G-League team. Adding to his extensive scope of responsibilities, Casson also serves on the NBA Board of Governors as the Timberwolves and Lynx Alternate Governor. Prior to his current role, he served as the Chief Operating Officer for the San Francisco 49ers of the National Football League.

As the CEO, Casson oversees the business operations, working closely with the executive team on setting the organization's strategic vision. In his tenure with the team, Casson has implemented several initiatives as part of an aggressive rebuild of the organization. In the Fall of 2016, Casson led a brand overhaul that included the rollout of a new logo and court, the unveiling of team uniforms, and the launch of a new marketing campaign. In an effort to re-establish Target Center's resurgence in downtown Minneapolis, Casson oversaw the completion of the building's \$150 million renovation, the first major facelift in the venue's 27-year history. The success of the project resulted in a nomination for the Sports Business Journal's 2018 Facility of the Year and was chosen as Minnesota's Finance & Commerce Top Project of 2017.

In the interest of growing the franchise's popularity, Casson worked with the NBA to secure the Timberwolves as a participant in the 2017 NBA Global Games in China, playing against the defending NBA Champion Golden State Warriors. Additionally, the franchise purchased the NBA's G-League team from Des Moines, now the Iowa Wolves, expanding the organization's footprint throughout the Upper Midwest. On a local level, Casson partnered with the WNBA in bringing the 2018 WNBA All-Star Game to the Twin Cities, where the Minnesota Lynx played host.

Since Casson's arrival, the Timberwolves have seen tremendous growth in all key business metrics including season tickets, attendance, television viewership, corporate partnerships, merchandise, and social engagement. The Lynx remain the model franchise in the WNBA, having been recently named WNBA Franchise of the Year for the second straight season. Further, Casson led the efforts in securing an NBA 2K team, T-Wolves Gaming, joining 21 other NBA franchises with a 2K eSports team.

Casson spent six seasons with the San Francisco 49ers, initially as the team's Vice President of Corporate Sales. He was promoted to Chief Revenue Officer in 2014 and Chief Operating Officer in 2016. Casson led a team focused on generating corporate revenue associated with the 49ers' new stadium project. He spearheaded the organization's effort in securing a 20-year, \$220 million naming rights partnership with Levi Strauss & Co., one of the largest naming rights deals in NFL history. Additionally, the team sold more than a dozen founding partnership deals, resulting in over \$600 million in committed corporate revenue prior to the opening of Levi's Stadium.

Under Casson's direction, Levi's Stadium saw record-breaking growth in several areas of the 49ers business, inclusive of ticket and premium sales and corporate partnerships. In addition, Casson helped procure some of the most prominent events in sports and entertainment, including Super Bowl 50, WrestleMania 31, the NHL Outdoor Stadium

Series, Pac-12 Championship Football, various music headliners and was awarded the host site for the 2019 College Football Playoff National Championship. The success of Levi's Stadium resulted in several industry awards including the Sports Business Journal's 2015 Facility of the Year and Venue of the Year at the 2015 Stadium Business Awards in Barcelona, Spain. Leveraging technology with sustainability, Levi's Stadium generated international acclaim for its green efforts, becoming the first NFL stadium to be twice LEED Gold certified and was named the 2016 Green Sports Alliance Environmental Innovators of the Year.

Casson worked for 11 years with the Timberwolves and Lynx. As Senior Vice President of Corporate Partnerships and Game Presentation, Casson established many long-term partnerships with key Twin Cities brands while working to enhance the overall in-arena fan experience. Before his tenure with the organization, Casson served in sponsorship development at ESPN.

Casson has garnered industry-wide recognition for his accomplishments throughout his career, including being named to Minnesota Magazine's 2018 Minnesota 500, profiling the top business professionals in the state, C-Level Magazine's CEO of the Month in February 2017, and Twin Cities Business Journal's list of "100 People to Know" in 2016. He was honored as a member of Sports Business Journal's Forty Under 40 class of 2014 and Minneapolis/St. Paul Business Journal's Forty Under 40 class of 2008.

Casson earned a Bachelor of Science in sports management from Colby-Sawyer College in New London, New Hampshire. A standout college basketball player, he was inducted into the New England Basketball Hall of Fame in 2013 and the Colby-Sawyer College Athletic Hall of Fame in 2015. Casson served on the Board of Directors for the Make-A-Wish Foundation Greater Bay Area and was previously a board member for the Make-A-Wish Foundation Minnesota during his first stint with the franchise. He currently serves on the Board of Directors for the Timberwolves and Lynx Fastbreak Foundation, the Board of Directors for YMCA of the Greater Twin Cities, and the Advisory Board for Positive Coaching Alliance. He is a member of the Twin Cities chapter of Young Presidents Organization (YPO) and a member of the Twin Cities Dunkers. He is also actively involved in Big Brothers Big Sisters Twin Cities and the Greater Twin Cities United Way.

Casson and his wife, Lisa, reside in Minneapolis.



**TOM THIBODEAU**  
PRESIDENT OF BASKETBALL OPERATIONS AND HEAD COACH

Tom Thibodeau (pronounced Thib-uh-DOE) was named the President of Basketball Operations and Head Coach of the Timberwolves on April 20, 2016, becoming the 12th head coach in franchise history. Thibodeau returned to the franchise 25 years after he began his career in the NBA as an assistant for the expansion Timberwolves in 1989.

Under Thibodeau's leadership this past season, the Timberwolves snapped a 13-year postseason drought in 2017-18, finishing with a 47-35 record, a 16-game improvement from the previous season which marked the second-largest increase in wins in the NBA. Minnesota was 30-11 at Target Center last season including a 13-game home unbeaten streak, the third-longest in franchise history. The Wolves were one of six teams in the NBA with 30+ home wins and equaling the third-best home mark in franchise history. They also recorded a 66 consecutive game streak without losing two games in a row. Overall, the team set 15 new franchise records including points per game (109.5), field goal accuracy (47.6%), free throw percentage (80.4%), made three-pointers (658), fewest turnovers (12.5 to/g) and fewest personal fouls (18.2 pt/g). In games against teams in the competitive Western Conference, the Wolves finished tied for the second best record (34-18).

Additionally, last season the Timberwolves had two players named to the All-NBA Third Team (Jimmy Butler, Karl-Anthony Towns) to mark the second time in franchise history that two Wolves have been named to All-NBA Teams in the same season. The duo were also both named All-Stars, just the fourth pair of teammates in franchise history to be named to the All-Star Game in the same year. With Thibodeau at the helm last season, Andrew Wiggins became the sixth-youngest player in NBA history to reach 6000 career points, while Taj Gibson shot a career-best and franchise-record 57.7% from the floor and Towns established new franchise records in effective field goal percentage (.596) and true shooting percentage (.646).

In their first season under Thibodeau, the Timberwolves had one of their best offensive seasons in franchise history, recording then-franchise records in field goal accuracy (46.7%) and free throw accuracy (79.9%) and had their then-second-most points per game ever (105.6 ppg). Additionally, the Timberwolves' young core all realized significant increases in scoring efficiency: Karl-Anthony Towns from 18.3 to 25.1, Andrew Wiggins from 20.7 to 23.6 and Zach LaVine from 14.0 to 18.9. In 2016-17, the Wolves also ranked fifth in the NBA in total rebounding percentage (.516) and third in offensive rebounding percentage (.272).

A veteran of 27 seasons along the NBA sidelines, Thibodeau's teams have advanced to the postseason in 19 seasons, including three trips to the NBA Finals (1999, 2008, 2010) and winning an NBA Championship in 2008. Before returning to Minnesota, Thibodeau served as the head coach of the Chicago Bulls from 2010-15. In five seasons with the Bulls, his teams compiled 255-139 win-loss record during the regular season, won two Central Division titles, and participated in five consecutive NBA Playoffs. Known as an elite defensive mind, Thibodeau's teams have ranked in the top two in the league in defensive field goal percentage in nine of his last 12 seasons. He is one of two coaches in NBA history (Steve Kerr) to win the most games in the league each of his first two seasons. His .597 career regular season winning percentage ranks twelfth in NBA history (minimum 500 games).

In 2010-11, his first season as head coach, Thibodeau guided the Bulls to the Eastern Conference Finals, the team's first appearance in the Conference Finals since the 1997-98 season. The Bulls also won the Central Division title, en route to the franchise's sixth 60-win season in team history with a league-best record of 62-20 (.756). The 62 wins in 2010-11 broke Phil Jackson's franchise mark (55 in 1989-90) for most wins by a first-year Bulls head coach, he became just the third coach (along with Paul Westphal and Bill Russell) in NBA history to win 60 or more games in his first year as a head coach, and his 62 victories tied Westphal for most wins by a first-year head coach in league history. Additionally, he was named the 2010-11 NBA Coach of the Year.

In year two with the Bulls, Chicago posted a league-best record of 50-16 (.758), including a league-best road record of 24-9 (.727), en route to a second consecutive Central Division crown and the NBA Playoffs. Thibodeau broke the NBA record for reaching the 100-win plateau the fastest by winning his 100th game in his 130th contest as a head coach (03/19/12). Under Thibodeau's leadership during the 2011-12 season, the Bulls set franchise records for Fewest PPG (88.2), Opp FG% (.421) and Rebound Margin (+6.7). He directed the Eastern Conference All-Stars at the 2012 All-Star Game in Orlando, Fla., and finished as runner-up for the 2011-12 NBA Coach of the Year.

During Thibodeau's five-year tenure in Chicago, the Bulls finished with five consecutive winning seasons on the road (a franchise record). Additionally, the Chicago Bulls had an 86 consecutive game streak without losing two games in a row (the second longest streak of its kind in NBA History). In his five seasons with Chicago, the Bulls' defense ranked in the top three in both points allowed and defensive field goal percentage four times, including allowing a franchise-low 88.2 points per game in 2011-12 (the fewest points allowed in the NBA since 2004).

In the summer of 2013, he was named to Mike Krzyzewski's staff as an assistant coach for the USA Basketball Men's National Team. As a member of the 2014-16 USA Basketball Men's National Team coach staff, Thibodeau assisted the USA to a 9-0 record and a gold medal finish at the 2014 FIBA World Cup in Spain. Prior to winning the World title, he helped the 2014 USA National Team compile a 4-0 record during its exhibition tour. In 2016, Team USA stayed undefeated with a 5-0 exhibition record and 8-0 Olympic record on their way to a third consecutive gold medal in Rio de Janeiro.

Before joining the Bulls, Thibodeau served as associate head coach of the Boston Celtics from 2007-10, a stretch that saw the Celtics reach the NBA Finals twice and win the 2008 NBA Championship. In 2007-08, his first year with the Celtics, Boston held its opponents to 90.3 PPG (a then franchise record), an improvement of 8.9 PPG from the previous season, and limited its foes to an NBA-low .419 field goal percentage (a franchise record), down from .468 the year before. During Boston's 2008 playoff run that culminated in the franchise's NBA-record 17th world championship, the Celtics held the Los Angeles Lakers to 93.8 PPG and .441 field-goal percentage in the NBA Finals (L.A. averaged 102.4 PPG and shot .468 from the field in the 2008 Playoffs).

Thibodeau began his NBA career as an assistant coach under Bill Musselman with the Timberwolves from 1989-91, while also serving as an assistant coach with the San Antonio Spurs (1992-94), Philadelphia 76ers (1994-96), New York Knicks (1996-2003) and Houston Rockets (2003-07). He also spent the 1991-92 season as an advance scout for the Seattle SuperSonics. Before joining the NBA's coaching ranks, Thibodeau coached at Salem State University (1981-85) and Harvard University (1985-89).

Thibodeau, 60, was born in New Britain, Conn., on Jan. 17, 1958. He holds bachelor's and master's degrees in Counseling from Salem State University (Salem, Mass.), where he was a four-year letter winner in basketball. Thibodeau was team captain his senior season, and a member of back-to-back MASCAC Conference Champion squads in 1980 and 1981 (the first two basketball teams in school history to qualify for the Division III NCAA Tournament). He was inducted into the New Britain Sports Hall of Fame in 1998.

## THIBODEAU'S NBA HEAD COACHING RECORD

Season	Team	W	L	Pct.	W	L	Pct.	Playoff Result
2010-11	Chicago	62	20	.756	9	7	.563	Reached Eastern Conference Finals
2011-12	Chicago	50	16	.758	2	4	.333	Reached Eastern Conference First Round
2012-13	Chicago	45	37	.549	5	7	.417	Reached Eastern Conference Semifinals
2013-14	Chicago	48	34	.585	1	4	.200	Reached Eastern Conference First Round
2014-15	Chicago	50	32	.610	6	6	.500	Reached Eastern Conference Semifinals
2016-17	Minnesota	31	51	.378				
2017-18	Minnesota	47	35	.573	1	4	.200	Reached Western Conference First Round
<b>Totals</b>	<b>7 Seasons</b>	<b>333</b>	<b>225</b>	<b>.597</b>	<b>24</b>	<b>32</b>	<b>.429</b>	

## AWARDS

2010-11 NBA Coach of the Year  
2010-11 Eastern Conference Coach of the Month (January)  
2010-11 Eastern Conference Coach of the Month (March)  
2010-11 Eastern Conference Coach of the Month (April)  
2011-12 Eastern Conference Coach of the Month (January)  
2011-12 Eastern Conference Coach of the Month (March)  
2012-13 Eastern Conference Coach of the Month (January)





**SCOTT LAYDEN**  
GENERAL MANAGER

Scott Layden is entering his third season with the Timberwolves as General Manager, joining alongside President of Basketball Operations and Head Coach Tom Thibodeau on April 26, 2016. In his role, Layden will collaborate with Thibodeau in the evaluation and acquisition of players and in the overall management of all basketball operations for the Wolves.

Layden has more than 30 years of experience in the NBA, including spending four seasons prior to joining Minnesota as assistant general manager of the San Antonio Spurs under R.C. Buford and Gregg Popovich. During Layden's time in San Antonio, the Spurs reached two NBA Finals, including winning the 2014 NBA Championship. Before joining the Spurs, Layden spent seven seasons with the Utah Jazz as an assistant coach under Jerry Sloan, his second stint with the Jazz.

He began his professional career in 1980, serving as an assistant coach at Fairleigh Dickinson University before making the move to the NBA as an administrative assistant and scout with the Jazz in 1981. In 1982 he was elevated to assistant coach under his father, Frank Layden, a position he held until being named director of player personnel in 1989. He was promoted to director of basketball operations in 1992 and vice president in 1996.

From 1992-99, Layden was primarily responsible for all player personnel, draft and trade decisions. The Jazz recorded five straight 50+ win seasons (including three 60+ win campaigns), two Midwest Division titles (1996-97 and 1997-98) and back-to-back Western Conference Championships in 1997 and 1998. He finished as runner up (to the Lakers' Jerry West) for The Sporting News NBA Executive of the Year award in 1994-95, a season in which the Jazz went 60-22.

In the summer of 1999, Layden was named general manager of the New York Knicks before being promoted to team president a year-and-a-half later. In his four-plus seasons in New York, the Knicks made the playoffs twice, advancing to the Eastern Conference Finals in 2000.

Before re-joining the Jazz in 2005, he worked with NBA TV for part of the 2003-04 and entirety of 2004-05 NBA seasons.

An upstate New York prep standout, Layden went on to play collegiately for St. Francis University, where he was a four-year letterman and captained the team in his senior year of 1979-80. He graduated with a degree in business management.

Layden has led camps in Israel in conjunction with PeacePlayers International, a program that uses basketball to teach children proven tactics for improving their communities. He has also worked basketball camps for both the NBA and Adidas in China, Brazil and Europe.

Layden and his wife, Marsha, have four daughters: Hannah, Mary Frances Emma Grace and Sarah, who married her husband, Danny Witte in June 2018.



**MALIK ALLEN**  
ASSISTANT COACH

Malik Allen enters his first season as an assistant coach with the Timberwolves after spending the last four years as an assistant coach with the Detroit Pistons. Prior to becoming a coach, he enjoyed a 10-year playing career in the NBA from 2001-11.

Allen played in 478 career games with Miami, Charlotte, Chicago, Dallas, New Jersey, Milwaukee, Denver and Orlando. He averaged 4.9 points, 2.8 rebounds and 15.2 minutes and played for Stan Van Gundy both in Miami (2003-05) and Orlando (2010-11). Allen averaged career highs in points (9.6), rebounds (5.3), minutes (29.0) and games (80) as a member of the Miami Heat during the 2002-03 season.

A native of Willingboro, NJ, Allen played four seasons at Villanova University, averaging 9.0 points and 5.7 rebounds in 125 career games. He and his wife, Kara, have a son and a daughter.



**LARRY GREER**  
ASSISTANT COACH

Larry Greer is entering his first season as advance scout for the Timberwolves and his ninth season as an advance scout in the NBA. In his role, Greer coordinates all aspects of the team's advance scouting and prepares detailed scouting reports on all NBA teams.

Greer began his NBA career in Houston, serving as an advance scout for two seasons under Jeff Van Gundy (2005-07). Greer worked for Portland from 2007-12, serving as an advance scout for five seasons before working as an assistant coach on Nate McMillan's staff during the 2011-12 season. Most recently, Greer worked as an advance scout in Oklahoma City for the past two seasons.

Greer's coaching background also involves 17 seasons as a collegiate assistant coach with stops at Arizona State University (2012-15), Boston University (1994-2003), Brandeis University (1989-92) and Wright State University (2003-05).

Greer received his bachelor's degree from Northeastern University in Boston, Mass. He and his wife, Emily, reside in Ohio and have three children: Darcy, Ashley and Joey.



**ED PINCKNEY**  
ASSISTANT COACH

Ed Pinckney begins his second season as an assistant coach with the Timberwolves, his second stint in Minnesota after serving as an assistant coach from 2007-09. Pinckney coached for five seasons with the Chicago Bulls as an assistant coach on Tom Thibodeau's staff from 2010-15.

Pinckney also served as Head Coach of the Egyptian National Team and Assistant Coach for the Ukrainian National Team under Mike Fratello in 2011. Prior to joining Chicago's staff, he was a television analyst for the Philadelphia 76ers during the 2009-10 season. He also spent four seasons as an assistant coach at his alma mater, Villanova University, from 2003-07.

Before joining the NBA coaching ranks, he served as a member of the Miami Heat broadcasting team, where he provided color commentary for TV and radio, as well as serving as a college scout under Pat Riley and Randy Pfund after his retirement from basketball in 1997.

Pinckney was selected with the 10th overall pick in the 1985 NBA Draft by the Phoenix Suns. He spent 12 seasons in the NBA, playing for Phoenix, Sacramento, Boston, Milwaukee, Toronto, Philadelphia and Miami. He is one of the greatest players in Villanova history, as he helped lead the Wildcats to the 1985 NCAA National Championship in an epic thriller over Georgetown. He was named the Most Outstanding Player of the Final Four for his efforts in the 1985 NCAA Tournament.

Ed and his wife Rose, have three sons, Shae, Spencer, and Austin and a daughter, Andrea.




**ANDY GREER**  
ASSISTANT COACH

Andy Greer is in his third season on the Timberwolves' bench as an assistant coach. Before joining Minnesota, he served as an assistant with the Toronto Raptors in 2015-16 after spending five seasons as an assistant with the Chicago Bulls on Tom Thibodeau's staff. During his time in Chicago, the club posted a .647 (255-139) regular-season winning percentage and ranked in the top 10 each season for opponent scoring average and opponent field goal percentage.

Greer's NBA coaching resume also includes assistant positions with the Memphis Grizzlies (2007-09), Houston Rockets (2003-07) and New York Knicks (2001-03).

Before joining the NBA coaching fraternity, Greer coached at the collegiate level for nearly two decades. He spent four years at Northern Illinois University, where he logged three-and-a-half seasons as an assistant coach and a half-season as the team's interim head coach, and four years as the head coach at the United States Merchant Marine Academy. Greer also coached collegiately at Mansfield University, Brandeis University, Boston University and the University of Southern California. He received his first coaching job as an assistant coach at Genesee Community College in 1983.

Greer holds a bachelor's degree in physical education from SUNY Brockport and a master's degree in education from Mansfield University. His brother, Larry, is also an assistant coach on Coach Thibodeau's staff.



**RYAN SAUNDERS**  
ASSISTANT COACH

Ryan Saunders is entering his fourth season with the Timberwolves and ninth season as an assistant coach in the NBA.

Before joining Minnesota's staff, Saunders spent five seasons as an assistant coach with the Washington Wizards, where he worked on the development of four-time All-Star John Wall, among others. Saunders also played a key role in game preparation for upcoming opponents, creating extensive scouting reports and statistical analysis. Before making the jump to the NBA, he worked on Tubby Smith's staff at the University of Minnesota.

Saunders has served for the past three seasons as the head coach for Minnesota's Las Vegas Summer League entry, including the team's runner-up finish in 2016. He also participated in the first Basketball Without Borders Europe Camp, which was held in Lohja, Finland in 2016, as well as Basketball Without Borders Asia 2018, which was held in India.

A University of Minnesota graduate, Saunders played four seasons at Minnesota where he was a two-time captain, four-time scholar athlete award winner and 2006 Big Ten All-Academic selection. He earned his bachelor's degree in sport management and is currently pursuing his master's degree in applied kinesiology.

Saunders brings an analytical background to Minnesota's coaching staff in addition to his player development back-ground. He is the co-founder of Gametime Concepts, which focuses on in-game analysis and statistical probabilities and is used by many NBA and NCAA teams.

Saunders is the son of Debbie and Flip Saunders, a 17-year NBA coaching veteran and the all-time winningest coach in Timberwolves franchise history. He married his wife, Hayley, in the summer of 2017.



**JOHN LUCAS III**  
**PLAYER DEVELOPMENT COACH**

John Lucas III is entering his second season as Player Development Coach with Minnesota.

Lucas joins the staff after a nine-year NBA career with stops in Chicago, Detroit, Houston, Minnesota, Oklahoma City, Toronto and Utah. He appeared in 242 games over his career and averaged 4.7 points and 1.5 assists in 12.1 minutes per game. Lucas played under Coach Thibodeau for two seasons in both Chicago (2010-12) and Houston (2005-07), where Thibodeau served as an assistant coach, and last season in Minnesota (2016-17).

A Washington, D.C. native, Lucas earned his bachelor's degree from Oklahoma State where he played two seasons, including connecting on a game-winning shot with seconds remaining to send the team to the 2004 NCAA Final Four.

Lucas is the son of John Lucas Jr., who was the first overall pick in the 1976 draft and played 14 seasons in the NBA before becoming a coach. He is currently a Player Development Coach for the Houston Rockets.




**DAISUKE YOSHIMOTO**  
**SPECIAL ASSISTANT TO THE PRESIDENT OF BASKETBALL OPERATIONS/  
PLAYER DEVELOPMENT COACH**

Daisuke "Dice" Yoshimoto is entering his third season with the Timberwolves and seventh working under President of Basketball Operations/Head Coach Tom Thibodeau.

Before joining Minnesota, Yoshimoto was Video Coordinator with the Denver Nuggets for the 2015-16 season. Prior to joining the Nuggets, Yoshimoto spent four seasons in Chicago as Video Coordinator under Thibodeau. Before starting his NBA career, Yoshimoto served as the Video Coordinator for the Ukraine National Team under the direction of Head Coach Mike Fratello.

Yoshimoto received his bachelor's degree from Johnson & Wales University in Sports Management. While at Johnson & Wales, Yoshimoto played basketball during his junior and senior seasons, including winning the conference title and earning a bid to the NCAA tournament for the first time in school history as a junior. He later received his master's degree from Fordham University in Education.



**PAT ZIPFEL**  
**ADVANCE SCOUT**


Pat Zipfel is entering his first season with the Timberwolves under Coach Thibodeau as Advance Scout. This is Zipfel's second stint with the Timberwolves, previously serving as an Assistant Coach/Advance Scout for two seasons under Rick Adelman.

Prior to rejoining the Timberwolves, Zipfel has spent the last three seasons as the Head Coach of Mansfield University, where he had a 100% graduation rate of recruited student-athletes and saw the team's GPA improve each season.

Zipfel's NBA career has also seen stops with the Chicago Bulls (Advance Scout, 2013-15), Houston Rockets (Assistant Coach/Advance Scout, 2007-11), Portland Trail Blazers (Advance Scout, 2004-07) and Los Angeles Clippers (Advance Scout, 2000-03). During the 2003-04 season, Zipfel was head coach of the New Jersey Squires of the American Basketball Association.

From 1996-99, Zipfel was director of athletics and head basketball coach at Centenary College, where he led the Cyclones to their only postseason appearance in the 1990s. Zipfel was head coach at Bucks County Community College for the 1995-96 season. He worked as a scout with Bertka Views Scouting Service from 1992-94, and prior to that was an assistant basketball coach at The Citadel from 1989-92.

Zipfel played point guard at Cabrini College from 1985-89 and earned a bachelor's degree in English/communications.



**CLAYTON WILSON**  
**EQUIPMENT MANAGER**

Clayton Wilson enters his 30th season associated with the Minnesota Timberwolves, and his 27th as the team's Equipment Manager. Wilson started with the organization working game nights for the Wolves during the team's inaugural 1989-90 season at the Metrodome, before becoming the equipment manager during the 1992-93 campaign.

In his role, Wilson's duties include managing all of the team's equipment and uniform-related matters, both at home and on the road; and setting up team practices on the road.

Wilson brings 50 seasons of sports experience to the position, having started his career in professional sports with Major League Baseball's Minnesota Twins as a bat boy. During this time, he was on the field as the Twins captured their two World Series Championships (1987 and 1991).

Wilson and his wife, Amanda, and their children, Jack and Anna, live in Plymouth, Minn.





**NOAH CROOM**  
ASSISTANT GENERAL MANAGER

Noah Croom is entering his third season with the Timberwolves as Assistant General Manager after serving as Vice President, General Counsel of Goodwin Sports Management (GSM) from 2002-16. Noah is known for his expertise in interpreting the NBA's Collective Bargaining Agreement and salary cap.

Prior to joining GSM, Noah held positions at a prestigious law firm, the National Basketball Association (NBA) and the Vancouver Grizzlies. He spent three years with New York City based Latham & Watkins as a corporate associate specializing in public offerings of debt, equity securities, mergers and acquisitions. During his time with the NBA, Noah was involved in negotiating the Collective Bargaining Agreement with the NBA Players Association, assisting teams in interpreting the Collective Bargaining Agreement and drafting international television agreements as well as special agreements for events such as the NBA All-Star Game and NBA Draft.

Noah left the NBA to join the Vancouver Grizzlies during their inaugural season as Assistant General Manager and Legal Counsel. With the Grizzlies, Noah negotiated all player and coach contracts and represented the team in its negotiations with the NBA league office. Noah has also advised both the San Antonio Spurs and Denver Nuggets in connection with various player-related matters.

Noah graduated from Stanford University in Palo Alto, CA with a degree in Economics in 1987 and received his law degree from the University of Virginia in 1990.

Croom and his wife, Susan, have three kids: Jackson, Tucker and MacKenzie.



**ZARKO DURISIC**  
DIRECTOR OF INTERNATIONAL PLAYER PERSONNEL

Zarko Durisic enters his 23rd season with the Timberwolves organization where he oversees the team's international player personnel and scouting efforts. He previously held positions with the Wolves as Head Scout, Director of College and International Player Personnel and Director of Player Personnel.

A native of Montenegro (part of the former Yugoslavia), Durisic played for the national teams of Yugoslavia at all levels (cadets, juniors and seniors). He came to the United States in 1980 and attended Wichita State University where he played with former NBA players Xavier McDaniel, Cliff Livingston and Antoine Carr. Durisic was a member of two NCAA tournament qualifiers. After graduation from Wichita State in 1984 with a degree in computer science, Durisic played professionally for 11 seasons in Slovenia, where his teams won six Slovenian national titles.

Following his playing career, Durisic coached in Slovenia where he won one national title. His 1995-96 squad included future NBA players Rasho Nesterovic and Vladimir Stepania. Durisic and his wife, Tatjana, have two daughters: Jelena and Aleksandra.



**BRIAN PAUGA**  
DIRECTOR OF PLAYER PERSONNEL

Brian Pauga is entering his third season with the Timberwolves as Director of Player Personnel.

Before coming to Minnesota, Pauga spent nine seasons with the San Antonio Spurs, including most recently acting as Director of Scouting/General Manager of the Austin Spurs. He was promoted to Director of Scouting in 2012, a position he held during the Spurs NBA Finals runs in both 2013 and 2014, culminating in the 2014 NBA Championship. In 2013 Pauga added General Manager of the Austin Spurs (San Antonio's NBA Development League team) to his responsibilities. Under his guidance, Austin won back-to-back division championships in 2014-15 and 2015-16.

Pauga began his career with the Spurs as Basketball Operations Intern in 2007 before becoming full-time during the summer of 2008 as the Basketball Operations Assistant. Before joining the Spurs, he worked as a student manager with the Michigan State men's basketball team from 2003-07, including the Spartans' 2005 Final Four team. A native of Willowbrook, Illinois, he earned his degree in business management from Michigan State.

Pauga and his wife, Amanda, reside in Plymouth with their daughters, Harper and Margot.



**KAAYLA CHONES**  
DIRECTOR OF PLAYER PROGRAMS

Kaayla Chones enters her sixth season with the Timberwolves and fourth as Director of Player Programs. In her role, she also assists the players with personal, professional and social development and help new players and their families with relocation and integration into the community. She handles the day-to-day activities of the basketball department, including serving as a liaison between the business department and basketball operations, and carrying out NBA initiatives.

Chones, the daughter of former NBA player Jim Chones, spent three seasons (2004-06) in the WNBA, playing for the Washington Mystics and Seattle Storm. Chones, who retired in 2013, spent eight years playing professionally overseas in six different countries, including the 2012-13 season in Israel where she won a league championship with Elitzur Ramla.

During the summer, Chones served as the Director of Programs for The Chones Camps for 11 years (2002-13). The program offered basketball camps and literacy programs with the county libraries to children all over northeast Ohio.

A native of Pepper Pike, Ohio, Chones played college basketball at North Carolina State from 1999-2004 and was a First Team All-ACC selection as a senior.



**GREGG FARNAM**  
VICE PRESIDENT OF PLAYER HEALTH/HEAD ATHLETIC TRAINER

Gregg Farnam joined the Timberwolves prior to the 1997-98 season before being named the Head Athletic Trainer in September 2000.

Farnam began working as an Athletic Trainer with USA Basketball in 2001 for the gold-medal-winning United States men's basketball team at the Goodwill Games in Brisbane, Australia. He has worked with the United States Men's U19 team that won a silver medal at the 2007 FIBA World Championships in Nova Sad, Serbia and the Team USA that won gold in the 2014 FIBA Basketball World Cup. This summer, Farnam will be traveling to Brazil with Team USA during the 2016 Rio Summer Olympics. He has also worked with the U.S. Select Team in 2010 and 2012, as well as the National Team Mini Camp in Las Vegas during the summers of 2013 and 2015. Additionally, he provided medical coverage for the women's volleyball team at the Olympic Training Center in Colorado Springs, Colo., in July 2003.

Farnam has also traveled to New Delhi (2008) and Singapore (2010) as the Athletic Trainer for the NBA's Basketball Without Borders (BWB) Asia. BWB is designed to work with local players to promote the game and encourage positive social change in the areas of education, health and wellness, with an emphasis on HIV/AIDS awareness and prevention.

Farnam is a past chairman of the National Basketball Athletic Trainers Association (NBATA) and has also served on the NBATA Executive Committee as Secretary and Western Conference Head Athletic Trainer Representative. He is a certified member of the National Trainers Association, the National Strength and Conditioning Association and the National Academy of Sports Medicine.

A native of Pine River, Minnesota, Farnam originally became interested in athletic training while pursuing his bachelor's degree in physical education from St. Cloud State University. He furthered his education with a master's degree in exercise science and health promotions from California University of Pennsylvania.



**TONY PRESSLEY**  
ASSISTANT ATHLETIC TRAINER

Tony Pressley begins his first season with the Timberwolves as Assistant Athletic Trainer.

Before joining the Timberwolves, Pressley worked as a Seasonal Athletic Training Intern for the Chicago Bears. Prior to that, he worked as a Graduate Assistant Athletic Trainer for the University of Arkansas, where he primarily worked with the football program and assisted the men's basketball program. He was a Summer Athletic Training Intern for the New England Patriots in 2014. As an Athletic Training Student at the University of Toledo, he worked with the football, men's basketball, and women's swim and dive teams.

A native of Romulus, Michigan, Pressley received his Bachelor of Science in Athletic Training from the University of Toledo before earning his Master of Education in Sports Management at the University of Arkansas.



**MATT DUHAMEL**  
DIRECTOR OF ATHLETIC THERAPY

Matt Duhamel is in his third season with the Timberwolves as Director of Athletic Therapy. In his role, Duhamel is responsible for daily evaluation, treatment, and rehabilitation of players.

Duhamel joins the Timberwolves after spending three seasons as Assistant Athletic Trainer/Physical Therapist for the Minnesota Vikings. Before becoming full-time with the Vikings in 2013, Duhamel served as a seasonal Assistant Athletic Trainer for the team beginning in 2010. During the off-season, Duhamel worked in the Twin Cities as an Outpatient Physical Therapist with NovaCare Rehabilitation from 2010-12 while assisting the Vikings in-season. His experience also includes spending the 2006 season with the New England Patriots and working with the team during the off-seasons of 2005 and 2010 as an athletic training intern and physical therapy clinical student.

A member of the National Athletic Trainer's Association and the American Physical Therapy Association, Duhamel earned his undergraduate degree in athletic training at Northeastern University where he worked with the football and men's basketball teams. He went on to earn his doctorate of physical therapy from Boston University in 2010. Duhamel is certified by the American Board of Physical Therapy Specialties as a Sports Clinical Specialist and by the National Academy of Sports Medicine as a Corrective Exercise Specialist and Performance Enhancement Specialist.



**ARMANDO RIVAS**  
ATHLETIC TRAINER/ATHLETE PREPARATION & RECOVERY LIAISON

Armando Rivas begins his second season with the Timberwolves as Athletic Trainer/Athlete Preparation & Recovery Liaison.

Rivas began his career in the NBA in 2014 as the Assistant Athletic Trainer with the Chicago Bulls. Before joining the NBA, Rivas worked as the Los Angeles Galaxy's Director of Sports Medicine/Head Athletic Trainer from 2008-14. He handled the care of three championship teams while with the Galaxy (2011, 2012, 2014) as well as overseeing the USL Galaxy 2 and academy medical care.

A native of Yucaipa, California, Rivas spent seven years with the Los Angeles Angels of Anaheim minor league system. He was also hired by UCLA where he spent the 2000-01 season working with the men's soccer and baseball team.

Rivas began his career in athletic training in 1997 as a student athletic trainer with Cal State-Fullerton. Rivas graduated from Cal State-Fullerton in 2000 with a Bachelor's Degree in Kinesiology, emphasis in athletic training. In 2004, he earned his Master's Degree in Kinesiology with an emphasis in Exercise Physiology from Cal Poly Pomona.



**TROY SUTTON**  
HEAD STRENGTH AND CONDITIONING COACH

Troy Sutton is entering his first season with the Timberwolves as Head Strength and Conditioning Coach after spending the previous two seasons as the team's Assistant Strength and Conditioning Coach. In his position, Sutton oversees the development and implementation of the team's strength and conditioning programs.

Coach Sutton has had a long and successful career in the profession, serving as a strength and conditioning coach for over 14 years between the collegiate and professional ranks. Before joining the Timberwolves, his most recent stop was as the Assistant Director of Sports Performance at Northwestern University under Head Strength Coach Jay Hooten.

Prior to joining the Wildcats, Sutton worked at Ohio State University, beginning his time with the Buckeyes working at the Olympic Sport Strength and Conditioning program, at the time under the direction of well-respected and longtime Head Strength Coach Anthony Glass. Sutton later transitioned into a new role working with the University's football program as the Coordinator of Sports Performance working under Head Strength Coach Eric Lichter. While with the Buckeyes, Coach Sutton played an important role in the growth and development of countless student-athletes while also helping each of his teams achieve competitive success.

Sutton is a native of Columbus, Ohio and received his Bachelor of Science degree from Ohio State University in 2004 and his Master of Science degree from Ohio University in 2005. During his time at Ohio University, Coach Sutton served as the Graduate Assistant Coach working under the Director of Sports Performance, Coach Sonny Sano.

Coach Sutton holds multiple certifications including a certification through the National Strength & Conditioning Association as a Certified Strength & Conditioning Specialist. He also is an active member of the National Basketball Strength & Conditioning Association.



**KURT JOSEPH**  
ASSISTANT STRENGTH AND CONDITIONING COACH

Kurt Joseph is beginning his first season with the Timberwolves as the Assistant Strength and Conditioning Coach. In his position, he assists with the development and implementation of the strength and conditioning program.

Before joining the Timberwolves, Joseph was the Head Strength & Conditioning Coach of the Iowa Wolves, Minnesota's G League affiliate. Prior to joining the Wolves, Joseph was a weight room assistant with the New York Knicks, where his duties consisted of aiding in team practice, implementing the strength and conditioning program, implementing all prehab and corrective exercise protocols as directed.

Joseph attended Long Island University Brooklyn, where he was a member of the Men's Basketball Team who reached consecutive second round appearances in the NCAA Tournament. He received his Bachelor's in Sport Science and his Masters in Exercise Science the following year.



**DR. SHELDON BURNS, M.D.**  
VICE PRESIDENT OF TEAM MEDICAL SERVICES

Dr. Sheldon Burns enters his 30th season as the Timberwolves' medical director, and his 11th as Vice President, Team Medical Services. A doctor at Edina Family Physicians, an Allina Affiliate, Burns is a Board Certified Specialist in Family Practice, Emergency Medicine and Sports Medicine. His duties with the Timberwolves include serving as team physician, coordinating medical care and assisting in other club medical matters. Burns is one of two team members that have been with the team since the inaugural season.

For his work with numerous NBA teams, Dr. Burns was named the National Basketball Trainers Association 2005 NBA Physician of the Year. Dr. Burns is also the team physician for the National Football League's Minnesota Vikings and Medical Director for the WNBA's Minnesota Lynx and the National Hockey League's Minnesota Wild. He has been the team physician on four Gold Medal teams in three different Olympic Games, including the Men's and Women's USA Basketball Teams in Beijing in 2008. He was also the head physician for the U.S. team in the World University Games in Bangkok, Thailand in 2007. Additionally, he has served as tournament physician for the Minnesota State High School League.

Dr. Burns is active in teaching at the Minnesota Orthopedic Sports Medicine Institute at Twin City Orthopedics, TRIA Orthopaedic Center and the Mayo Clinic Sports Medicine Center. He has been a Deputy Medical Commissioner of the International Olympic Committee and has worked in various roles in eight Olympic Games. Dr. Burns was named Family Physician of the Year in Minnesota in 2014, which also marked the 100th consecutive year providing family medicine to the people of Minnesota by Drs. Burns: his grandfather, aunt and him.

Dr. Burns, a native of Grand Meadow, Minn., and a summer resident of Nisswa, Minn., received his undergraduate degree from Hamline University and earned his medical degree in 1974 from the University of Minnesota Medical School. He and Sharon live in Edina and have four daughters and one son.



**DR. DIANE DAHM, M.D.**  
ORTHOPEDIC SURGEON

Diane Dahm is entering her fifth season as orthopedic surgeon for the Timberwolves and her 20th year of practice at the Mayo Clinic, where she is a Professor of Orthopedic Surgery. She is an author of two books on Sports Conditioning and Fitness, and has published over 100 research articles and book chapters on various Orthopedic and Sports Medicine-related topics.

Dr. Dahm's work in sports medicine began as an undergraduate Student Athletic Trainer at Wake Forest University. She then graduated from the University of Virginia Medical School and went on to an Orthopedic Surgery Residency at the Mayo Clinic. Before joining the Mayo Clinic staff in 1998, she spent a year in Minneapolis as a sports medicine fellow at the Minneapolis Sports Medicine Center.

During her time at Mayo, Dr. Dahm has served as a team physician for the Rochester Skeeters IBA basketball team, the Minnesota Chill professional volleyball team, and, most recently, the Minnesota Twins Major League Baseball team. She has traveled as a team physician with the 2012 USA Basketball Women's National Team, and also with the 2012 and 2018 Men's U17 World Championship teams. She currently serves on the NBA Sports Science Committee, and is actively involved in research to promote player health and injury prevention.

Dr. Dahm resides in Byron, Minn., with her husband Jay Smith and her two sons, Jett and Miles.





## EXECUTIVE STAFF



### **MIKE GRAHL** CHIEF MARKETING OFFICER

Mike Grahl is entering his first season as Chief Marketing Officer for the Minnesota Timberwolves and Lynx. Prior to his current role, he was with the Milwaukee Bucks for 20 years, most recently as Chief Digital Officer where he oversaw all digital marketing efforts including web, mobile, social media, email and database platforms, both for the team and the new arena.

As Chief Marketing Officer, Grahl is responsible for overseeing all aspects of marketing, including branding, advertising, live programming and entertainment, creative services, events, merchandising, websites, email, mobile, digital content and video production. He will bring his expertise in digital to the team's recently expanded content department and look to build on the success of the "All Eyes North" branding campaign.

Grahl began his career with the Bucks as an intern in the sales and marketing department. He led the team's digital marketing efforts for 18 years and grew the team's digital presence with a focus on content creation, fan engagement, brand building, creative partnerships and revenue generation. His team also enhanced the fan experience and grew team revenue through creative and innovative uses of cross-platform marketing automation.

Under his direction, the Bucks earned peer-voted NBA Digital Innovation Awards for three consecutive years and consistently ranked in the top five in the NBA for social media and app engagement metrics.

Grahl graduated with a Bachelor of Business Administration in Marketing from University of Wisconsin-Whitewater. He was an active participant in the Milwaukee Bucks community programming and looks forward to being involved in the Timberwolves and Lynx FastBreak Foundation, as well as getting involved with other organizations in the Twin Cities community. Grahl and his wife, Aimee, have three children.



### **TED JOHNSON** CHIEF STRATEGY OFFICER

Ted Johnson is entering his fourth season as Chief Strategy Officer with the Minnesota Timberwolves and Lynx and his 16th season with the organization. Johnson previously served as Chief Marketing Officer and as Vice President of Communications.

In his current role, Johnson is responsible for leading long-term growth initiatives for the organization. In addition, he oversees the communications, community engagement, basketball academy and technology departments which include the FastBreak Foundation, broadcast partnerships, the teams' facilities and public affairs efforts. Johnson also oversees the team's G-League franchise in Des Moines, Iowa. Recently projects include spearheading the development of award-winning training center at Mayo Clinic Square and overseeing the \$140 million Target Center renovation. He also led the bid to secure the 2018 WNBA All Star Game, the Timberwolves participation in the China Global Games and the rebrand of all three franchises. Most recently, Johnson has been focused on developing the team's fourth franchise, an NBA2k video game team which will play in the NBA2K League beginning in the spring of 2019.

Johnson's work has been widely recognized in the industry including two regional Emmy awards, two Gold Sabers, a Silver Anvil, and numerous other development and communications industry awards.

Prior to his joining the Timberwolves, Johnson spent more than a decade managing dynamic, multifaceted campaigns for clients, policy issues and political candidates. As a director with public relations agency Weber Shandwick, Johnson co-directed the Minnesota Department of Health's national award-winning teen anti-tobacco campaign. In politics, he spent eight years serving State Senator Sam Solon, Congressman James Oberstar, Clinton/Gore campaigns of 1992 and 1996, the Minnesota Attorney General and finally as deputy campaign manager for Hubert H. Humphrey III's 1998 gubernatorial campaign. Johnson also spent time between 1994 and 1996 on the White House advance staff organizing official visits for President Bill Clinton and First Lady Hillary Clinton.

Johnson is an honors graduate from the University of Minnesota-Duluth with degrees in political science and history. He is active in the Twin Cities community serving as the Board Chair for the Minneapolis Chamber of Commerce, and on the boards of the Warehouse Business District, Sports Minneapolis and 2020 Partners. He is also active in Twin Cities Dunkers, Norway House, Serving Our Troops and has previously served on the boards of Ronald McDonald House Charities and Athletes Committed to Educating Students (ACES.) A Coon Rapids native, Johnson currently resides in Vadnais Heights with his wife, Lisa, son, Thor, and daughter, Greta.



### **SIANNEH MULBAH** CHIEF PEOPLE OFFICER

Sianneh Mulbah is entering her eighth season with the Timberwolves and Lynx, her first as Chief People Officer. Mulbah oversees all aspects of the organization's people and culture including talent acquisition, diversity and inclusion, organizational development, benefits administration, compensation, employee engagement, and training and development. Mulbah was originally hired by the Timberwolves and Lynx in October 2011 as Director of Human Resources before a promotion to Vice President of Human Resources in November 2016.

Mulbah is passionate about supporting women in the workplace and fostering future female leaders. She has played a key role in the Minnesota Timberwolves and Lynx Women in Sports Leadership Council, which focuses on the professional growth and development of women in the organization. She also pursues this passion outside of the company, serving on the board of directors for Girls on the Run Twin Cities and the Twin Cities chapter of Women in Sports and Events (WISE). Mulbah has been recognized for her achievements in the industry and was named as a "40 under 40" recipient by the Minneapolis/St. Paul Business Journal in 2018.

Prior to joining the Timberwolves and Lynx in 2011, Mulbah was the Director of Human Resources with Opportunity Partners, a non-profit located in Minnetonka, MN. She oversaw the day-to-day human resources efforts, supporting nearly 600 employees. Mulbah's diverse background also includes progressive human resources experience in the telecommunications industry and tribal government. Mulbah is a graduate of Bemidji State University with a bachelor's degree in psychology. She also received her MBA and MA in organizational management-HR from Concordia University-St. Paul. Sianneh and her family currently reside in Burnsville, MN.



## EXECUTIVE STAFF



### **PETE STENE** CHIEF FINANCIAL OFFICER

Pete Stene is entering his 16th season with the Timberwolves & Lynx and first as Chief Financial Officer, having previously served as Vice President of Finance and Director of Finance.

In his current role, Stene is responsible for overseeing finances for both teams. He leads all efforts for accounting, risk management, financial reporting, budgeting, insurance, cash management and investing. He also works alongside basketball operations in managing the salary cap.

Prior to joining the Timberwolves, Stene spent seven years working for Target Center's various management companies (Midwest Entertainment Group, Clear Channel Entertainment, sfx Entertainment and Ogden entertainment) as its Director of Finance. Prior to that, he spent time in private industry as a controller for a Minneapolis-based law firm.

Stene is an honors graduate from the University of Minnesota-Duluth with a degree in business administration and earned his MBA in finance from the University of St. Thomas. A native of Lindstrom, Minnesota, he resides in Minneapolis with his wife, Becki.



### **RYAN TANKE** CHIEF REVENUE OFFICER

Ryan Tanke is entering his sixth season as Chief Revenue Officer for the Minnesota Timberwolves and Lynx and his 20th season with the organization. Prior to his current role, he served as the Senior Vice President of Ticket Sales and Premium Seating. In addition to his time with the Timberwolves and Lynx, Tanke also spent two seasons with the San Diego Chargers as their Director of Ticket and Suite Sales.

As the Chief Revenue Officer, Tanke is responsible for the organization's sales and service areas, inclusive of Timberwolves and Lynx ticket sales, corporate partnerships, premium seating, business intelligence and fan experience. Under Tanke's direction, 2017-18 was one of the franchise's most successful sales campaigns, finishing among the league leaders in attendance growth, including the most home sellouts (18) since the 1991-92 season. Tanke spearheaded the recent surge in corporate partnerships, including the efforts to secure six Founding Partnerships for the team as well as the industry recognized jersey patch partnership with Fitbit. The Target Center renovation has provided his leadership team new and expanded premium spaces, inclusive of the recently announced transformation of Club T.I. on Treasure Island Resort & Casino Premium Level, TCL 612 Lounge, the Lexus Courtside Club and the Grant Thornton Chairman's Club. Tanke has overseen the launch of these premium spaces and has played a key role in the renovation project.

In addition to his revenue-generating focus, Tanke has played an integral role in resetting the Timberwolves FastBreak Foundation and Lynx FastBreak Foundation's missions and community programs. He's led the emphasis on technology for the franchise, partnering to secure the quality and launch of the team's new mobile app, and stressing the role of analytics and insights for the business. Additionally, Tanke continues to lead the fan experience efforts through initiatives such as Disney's "1" Program and the team's partnership with local chef David Fhima.

Tanke's strong work and reputation within the Twin Cities business community earned him recognition as a member of Minneapolis/St. Paul's Business Journal's Forty Under 40 class of 2011.

Tanke earned a business management degree from St. Mary's University in Winona, Minnesota. He serves on the board of Twin Cities Boys and Girls Club, is actively involved in the Timberwolves and Lynx FastBreak Foundation and is a longtime supporter of Big Brother Big Sisters. A La Crosse, Wisconsin native, Tanke currently resides in Minnetrista with his wife, Lindsey, their daughter, Charli and son, Tristan.



## VICE PRESIDENTS



**JUSTIN BUTLER**  
VICE PRESIDENT OF TECHNOLOGY

Justin Butler is entering his sixth season with the Timberwolves, his second as Vice President of Technology. In his role, Butler is responsible for providing leadership and strategic direction to the technology and facilities departments for the Timberwolves and Lynx, as well as overseeing technology on game days at the Target Center.

Butler is a graduate of Macalester College in St. Paul, MN. He was originally hired by the Timberwolves in August 2013 as Director of Technology before a promotion to Senior Director of Technology in October 2015 and a promotion to Vice President of Technology in August 2017. During his five years with the Timberwolves and Lynx, Butler and his team have overseen the buildout of the practice and corporate headquarters at Mayo Clinic Square from a technology standpoint, and have been heavily involved in the technology projects including scoring systems, cabling, wifi, and CiscoVision during the Target Center Renovation project.

Prior to his time with the Timberwolves and Lynx, Butler was Vice President of Operations with TBS office Automations for 12 years. A native of Smith, Nevada, Butler currently resides in Cottage Grove, Minnesota, with his wife, Manyveth Khieu.



**LAURA MEYER**  
VICE PRESIDENT OF BUSINESS INTELLIGENCE

Laura Meyer is entering her 13th season with the Timberwolves & Lynx, her third as Vice President of Business Intelligence. Prior to her current role, she served as Sr. Director of Business Intelligence and Director of Revenue Strategy and Operations.

Meyer is responsible for the driving the organization's business objectives and strategic initiatives through data acquisition, analysis and visualization. She spearheaded the implementation of the team's data warehouse and its integration with all sales and marketing technologies to enable automation, optimize efficiency, and identify opportunities for revenue growth. With a focus on innovation and fan experience, Meyer has played an integral role in the team's conversion to digital tickets netting 80% mobile adoption and is also leading the development and launch of the new mobile app.

A native of Cincinnati, Ohio, Meyer graduated magna cum laude from the University Scholars honors program at Xavier University with a degree in Sports Management and double minor in Business and Psychology. She is a founding member of the Timberwolves and Lynx Women's Leadership Council focusing on professional development and growth of women in the workplace. She also has a passion for animals and spends time volunteering with various local animal rescue groups. Meyer and her husband, Jon, live in the south metro with their three dogs.



**LINDSAY MILNE**  
VICE PRESIDENT OF MARKETING

Lindsay Milne is entering her fifth season with the Timberwolves, her third as Vice President of Marketing. In her current role, Milne oversees branding, advertising, digital media, creative services, live programming and entertainment, merchandising and events. She was originally hired by the Timberwolves in March 2014 as Marketing Manager before a promotion to Marketing Director in October 2015 and a promotion to Vice President of Marketing in March 2016.

A native of Manchester-by-the-Sea, Mass., Milne is a graduate of the Isenberg School of Management at the University of Massachusetts, Amherst. She started her career as a hospitality guide for NBC Universal's corporate guests at the 2006 Winter Olympics in Turin, Italy and went on to intern with the MLBPA's licensing team in New York, NY. Milne spent five years with the NBA's Global Merchandising Group, ultimately overseeing the development and marketing of NBA licensed product for more than 50 global licensees. In 2011, she went on to manage international business development for Wolverine World Wide, Inc., supporting all new business initiatives outside of the US for 12 of their footwear and apparel brands.

Since joining the Timberwolves, Milne has successfully led the development and launch of the teams' brand campaigns which have garnered industry and advertising awards both locally and nationally. She was a 2015 nominee for Ad Fed Minnesota's 32 Under 32 award and currently serves as the team representative in the NBA's innovation initiative. Milne resides in downtown Minneapolis.



**JEFF MUNNEKE**  
VICE PRESIDENT OF FAN ENGAGEMENT

Jeff Munneke is the Timberwolves' employee with the longest tenure, having been hired on June 20, 1988. Munneke has risen through the ranks of the organization, serving in a number of different roles during his time with the Wolves, most recently becoming the organization's Vice President of Fan Experience in 2012. Previously he had become the team's vice president of client development in 2004 following a year as executive director of fan relations, 12 years as the organization's director of ticket sales and 26 years as the Director and Vice President of the Basketball Academy.

Munneke oversees all aspects of fan experiences, which includes serving as the primary contact for all fan interactions with a focus on Wolves and Lynx season ticket holders and being the liaison with all Target Center partners. Munneke developed the vision of the service department(s) that he now on boards and trains to provide superior customer service through personal touches in the Friendliest Building in Sports. Munneke has also overseen community youth basketball, now known as the Timberwolves and Lynx Basketball Academy, for 18 seasons, and earned a distinguished service award from the Minnesota Basketball Coaches Association (MBCA) in 2007, as well as being inducted into the MBCA Hall of Honor in October of 2011. He also serves as on the board of the Positive Coaching Alliance, which works to provide all youth and high school athletes a positive character-building youth sports experience, and BestPrep, which continues to bridge the business and education community.

A native of Lake City, Minn., Munneke graduated from Huron University, where he earned a degree in communications and was captain of the basketball team. Munneke broke into the sports industry as a sales representative in 1987 for the Minnesota Strikers, a Major Indoor Soccer League team.

Munneke and his wife, Julie (Briggs and Morgan Law), reside in Champlin, Minn., with their wiener dog Lucy. Their son, Ty (26), works for PXG Golf based out of Scottsdale, AZ and daughter Megan (18) is a student athlete and golfer at the University of South Dakota.





## VICE PRESIDENTS



### JENNIFER RIDGEWAY VICE PRESIDENT OF SOCIAL RESPONSIBILITY

Jennifer Ridgeway is in her first season as the team's Vice President of Social Responsibility. In her role, Ridgeway is responsible for overseeing the Timberwolves and Lynx Community Relations efforts and the FastBreak Foundation. Ridgeway also serves as a member of the Timberwolves and Lynx Women's Leadership Council.

Ridgeway joined the Timberwolves and Lynx after serving as the Executive Vice President and Chief Advancement Officer for The Sanneh Foundation, an organization whose mission is to serve the holistic youth development needs of the increasingly diverse Twin Cities Metro Area.

Ridgeway, a Minnesota native, earned her Bachelor of Arts in Economics from UNC-Chapel Hill, her MBA in Finance from University of St. Thomas, and recently completed the Sports Philanthropy Executive program at George Washington University and the Executive Leadership program at the University of Minnesota's Carlson School of Management. An avid cyclist and runner, Ridgeway resides with her two children, Greta & Gabriel, in Mendota Heights, MN.



### BRAD RUITTER VICE PRESIDENT OF COMMUNICATIONS

Brad Ruitter is entering his sixth season as the team's Vice President of Communications. In this position, he is responsible for providing leadership and strategic direction to the public relations and corporate communications departments in addition to serving as a liaison between the team's business staff and basketball operations departments. Ruitter also has responsibility in leading day-to-day strategy and communication with the team's broadcast partners, FSN North and WCCO Radio.

Ruitter has more than two decades of experience in the public relations and sports industries. He began his career as an intern and ultimately the Associate Director of Media Relations for the University of Minnesota Athletics Department, a position he held for nearly eight years. Ruitter then served five years as Director of Communications for the Minnesota Twins where he led the team's media relations efforts and communications strategies.

Ruitter gained valuable non-sports leadership experience in tenures as Director of Communications and Marketing for the Minnesota Bankers Association and Group Manager for the public relations firm Weber Shandwick. In addition, Ruitter has worked as an independent media consultant, implementing public relations, communications, and media training programs for a variety of local and regional organizations. He has also done work for the Minnesota State High School League (MSHSL) at state football, basketball, hockey, and baseball tournaments.

A native of Clara City, Minn., Ruitter graduated from the University of Northwestern- St. Paul, with a degree in sports management. Ruitter volunteers his time serving on the baseball board of directors for the Eagan Athletic Association, where he also coaches youth travel baseball and basketball.

Ruitter and his wife Sara, son Griffin (15), and daughter Meredith (13), reside in Eagan, Minn.



### SUZANNE SPELLACY VICE PRESIDENT AND GENERAL COUNSEL

Suzanne Spellacy is Vice President and General Counsel for Taylor Corporation and its affiliates. Prior to joining Taylor Corporation in 2000, Suzanne was a shareholder with the Twin Cities law firm Winthrop & Weinstine, P.A. She received her undergraduate degree from the College of St. Benedict (B.A., English Literature) and her law degree from the University of Minnesota. Suzanne has been an active member of the community, serving on the boards of Loyola Catholic School, Greater Mankato Area YMCA and as board chair of the Greater Mankato Early Learning Initiative. Suzanne served on the Minnesota Job Skills Partnership Board from 2004-2011 as the Governor's business representative and is a member of the Board of Directors of New Ulm Telecom (NULM).



## VICE PRESIDENTS



### **JOHN THOMAS** VICE PRESIDENT OF BASKETBALL DEVELOPMENT

John Thomas is entering his second season with the Minnesota Timberwolves and Lynx. As Vice President of Basketball Development, Thomas is responsible for managing and growing the organization's Basketball Academy, connecting current players to their community and business interests and developing a NBA/WNBA Alumni program.

Thomas came to the Timberwolves and Lynx after spending four years as the National Training Manager for Life Time Fitness. Among Thomas' duties during his tenure at Life Time was leading the basketball training division for Ultimate Hoops, which included the oversight of all programming, financials, operations, marketing and strategic partnerships for the program. Thomas has also worked in conjunction with the National Basketball Retired Players Association (NBRPA) to help former NBA, WNBA, ABA players and Harlem Globetrotters transition into life after the game.

This is Thomas' second stint with the Timberwolves after a professional playing career which included a season with his hometown Timberwolves (2004-05). A Minneapolis native and graduate of Roosevelt High School, Thomas was a four-year standout for the Golden Gophers (1993-97). Thomas logged a professional career that included NBA stops with Boston, Toronto, Minnesota, Memphis, Atlanta and New Jersey, in addition to playing professionally overseas in several countries. He was originally taken by the New York Knicks with the 25th overall pick in the 1997 NBA Draft.

Thomas remains active in the Twin Cities community by volunteering his time to coach and mentor youth. He also serves on the boards of Athletes Committed to Educating Students (ACES) and Literacy Matters. Thomas and his family currently reside in Eden Prairie, MN.



### **MIKE WELCH** VICE PRESIDENT OF CORPORATE PARTNERSHIPS

Mike Welch is entering his third season as the Vice President of Corporate Partnerships after being promoted to the position on March 14, 2016. In this role, Welch leads the day-to-day operations of the Corporate Partnership Sales and Activation teams.

Welch previously served as Timberwolves and Lynx Director of Corporate Partnerships for nearly three years after a seven-year stint as Corporate Sales Executive. During his 12 years with the Timberwolves and Lynx, Welch has consistently hit revenue targets while building successful partner activation campaigns. This past summer, Welch and his Corporate Partnership team led the charge on securing final Founding and Legacy partners for the renovated Target Center, and were proud to be one of three finalists for the NBA's Partnership of the Year campaign presented at the bi-annual league meetings.

Prior to his time with the Timberwolves and Lynx, Welch held the position of Manager of Advertising Sales with Milwaukee Magazine for seven years. A Milwaukee, Wis., native, Welch currently resides in Blaine, Minn., with his wife, Andrea, and their four sons: Gavin (13), Colin (11), Merek (8) and Liam (6).



### **JAKE VERNON** VICE PRESIDENT OF TICKET SALES AND SERVICE

Jake Vernon is entering his sixth season with the Timberwolves, his fourth as Vice President of Ticket Sales and Service. In his role, Vernon implements strategies and oversees all initiatives related to ticketing, membership service, premium sales and group events. Since joining the team in June 2013, Vernon has helped produce significant increases in the season membership base, partial plan sales and group ticket sales.


Prior to joining the Timberwolves, Vernon spent two years as President and Founder of Get Real Sport Sales, a sales consulting and outsourcing company that worked with collegiate and professional sports teams to increase ticket and corporate partnership revenue. Get Real Sports client list included Butler University, Iowa St University, Xavier University, Charlotte Bobcats, Cincinnati Reds, Indianapolis Colts and the Indianapolis Motor Speedway. The majority of Vernon's career was spent with Pacers Sports and Entertainment, working with both the Indiana Pacers and Indiana Fever. He got his start as a ticket sales account executive for the Indiana Fever, before working his way up through various management positions, culminating with being named vice president of ticket sales and service in June of 2005. During his tenure he led franchise-best season and group ticket campaigns, while driving innovative business initiatives that included the creation of one of the first player sponsored sections in the NBA, Roy Hibbert's Area 55.

A native of Abington, PA, Vernon graduated from Xavier University with a degree in Communications and has held previous positions with the Cincinnati Reds, Indianapolis Indians and Chicago Wolves. Vernon volunteers his time serving as President of the Wayzata Boys Basketball Association and coaching youth baseball.

Vernon and his wife Traci and two sons, Ashton and Avery, reside in Maple Grove, Minn.



## BASKETBALL OPERATIONS



**TOM THIBODEAU**  
President of  
Basketball Operations  
& Head Coach




**SCOTT LAYDEN**  
General Manager



**NOAH CROOM**  
Assistant General  
Manager



**MALIK ALLEN**  
Assistant Coach




**ANDY GREER**  
Assistant Coach



**LARRY GREER**  
Assistant Coach



**ED PINCKNEY**  
Assistant Coach



**RYAN SAUNDERS**  
Assistant Coach




**JOHN LUCAS III**  
Player Development  
Coach




**DAISUKE YOSHIMOTO**  
Special Asst. to the  
President of Basketball  
Operations/Player  
Development Coach



**PAT ZIPFEL**  
Advance Scout



**STEVE MOLINA**  
Video Coordinator



**KWADZO AHELEGBE**  
Assistant Video  
Coordinator



**BRIAN RANDLE**  
Assistant Video  
Coordinator



**BRIAN PAUGA**  
Director of Player  
Personnel



**ZARKO DURISIC**  
Director of International  
Player Personnel



**RAFER ALSTON**  
Scout



**TIM BUCKLERY**  
Scout



**JIM EYEN**  
Scout



**CHRIS GILMARTIN**  
Scout



**CONNER HENRY**  
Scout



**PETE MICKREAL**  
Scout



**DREW NICHOLAS**  
Scout



**TODD CHECOVICH**  
Scout/General Manager  
of the Iowa Wolves



**KAAYLA CHONES**  
Director of Player  
Programs



**EMMANUEL ROHAN**  
Director of Basketball  
Administration




**RACHEL SAUNDERS**  
Manager of Team  
Services




**NICK RESTIFO**  
Senior Basketball  
Operations Analyst



**COLE FISHER**  
Basketball Operations  
Analyst



**SAMER JASSAR**  
Basketball Operations  
Associate




**ANDREW NOVAK**  
Basketball Operations  
Associate



**BRIAN KINZIG**  
Vice President of  
Security



**BOB GOEDDERZ**  
Security Advisor



**CLAYTON WILSON**  
Equipment Manager



**DANNY WILSON**  
Assistant Equipment  
Manager



**ROB BURNETT**  
Custodian



**GREGG FARNAM**  
VP of Player Health &  
Head Athletic Trainer



**MATTHEW DUHAMEL**  
Director of Athletic  
Therapy



**ARMANDO RIVAS**  
Athletic Trainer/  
Athlete Preparation  
& Recovery Liaison



**TONY PRESSLEY**  
Assistant Athletic  
Trainer



**TROY SUTTON**  
Head Strength and  
Conditioning Coach



**KURT JOSEPH**  
Assistant Strength and  
Conditioning Coach



**DR. SHELDON BURNS,**  
**M.D.**  
Vice President of Team  
Medical Services



**DR. DIANE DAHM,**  
**M.D.**  
Orthopedic Surgeon





## ACCOUNTING & FINANCE



**BEN JAHNKE**  
Director of Finance



**J.T. HOFFMAN**  
Director of Payroll



**ERICH HEBER**  
Senior Staff Accountant




**MARCI SCHWEN**  
Accounting Manager



**ROBERT HUDALLA**  
Accounts Payable  
Specialist



**MICHAEL SCHROEDER**  
Payroll Specialist



**TOM SCHALK**  
Financial Analyst



**SUSAN EITEL**  
Executive Assistant




**LAURA JANQUART**  
Executive Assistant

## ADMINISTRATION

## ANALYTICS & RESEARCH



**AMANDA SCOTT**  
Database & CRM  
Manager



**JAKE DAMIANI**  
Manager of Analytics



**SAM HUBBLE**  
Business Systems  
Analyst




**AKASH CHAUDHRY**  
Business Research  
Strategist



**ADULLAH ARSHAD**  
Data & CRM Specialist



**MARK DONEHOO**  
Data Architect  
Administrator



**CHRIS HAGNER**  
Business Analyst



**FERHEEN KHAN**  
Business Analyst

## BASKETBALL ACADEMY



**TROY PEARSON**  
Basketball Academy  
Manager



**STEVE BROWN**  
Basketball Academy  
Program Manager



**BREANNA SALLEY**  
Senior Basketball  
Academy Coordinator



**MATT BARE**  
Basketball Academy  
Sales Manager

## BROADCAST



**ALAN HORTON**  
Radio Play-By-Play  
Announcer



**JOHN FOCKE**  
Executive Producer  
& Studio Host



**CAL SODERQUIST**  
Production and Traffic  
Coordinator

## COMMUNICATIONS



**AARON SEEHUSEN**  
Senior Basketball  
Communication Manager



**DAN BELL**  
Basketball Communications  
& Publications Manager



**ALEX KING**  
Basketball Communications  
Manager



**AARON FREEMAN**  
Basketball Communications  
Manager



**SARA PEREZ**  
Basketball  
Communications  
Coordinator



**PAUL SWANSON**  
Statistician



## CORPORATE PARTNERSHIPS



**MICHAEL RESNICK**  
Director of Partnership  
Activation



**DAVID KING**  
Director of  
Partnership Sales



**LIBBY KRUSE**  
Partnership Sales  
Manager



**NATE RACELA**  
Partnership Sales  
Manager



**ROBBY ARMSTRONG**  
Partnership Activation  
Manager



**ALLY CARR**  
Partnership Activation  
Manager



**DAVID MANLEY**  
Partnership Activation  
Manager



**JOANNA STANG**  
Partnership Activation  
Manager



**SHANNON BUCKNER**  
Partnership Activation  
Executive



**KATIE HAZELBACH**  
Partnership Activation  
Executive



**JOSH MINTON**  
Corporate  
Partnerships Coordinator

## DIGITAL CONTENT



**ERIK NELSON**  
Executive Producer of  
Digital Content



**JOE KRONENBERG**  
Motion Graphics  
Animation Manager



**NOAH FERCHE**  
Broadcast Producer &  
Production Manager



**GRAM KRAUSE**  
Videographer



**SHAHBAZ KHAN**  
Senior Manager of  
Digital Content



**KYLE RATKE**  
Digital Content  
Manager



**CODY SHARRETT**  
Social Media  
Manager



**TAYLOR NARDINGER**  
Social Media  
Coordinator

## DIGITAL INNOVATION



**SAM FLOOD**  
Manager of  
Digital Innovation



**KELLY PEDERSEN**  
Interactive Designer



**JENA MAGEE**  
Email Marketing  
Specialist



**JAMES BRUNO**  
Web Developer

## CREATIVE SERVICES



**HENRY MOORE**  
Director of  
Creative Services



**MAX MORLOCK**  
Creative Manager



**LAUREN KUZNIA**  
Graphic Designer



**KIM GLEFFE**  
Graphic Designer



**BENNY NGUYEN**  
Digital Graphic  
Designer




**JARED HUGHES**  
Copywriter



**DAVID SHERMAN**  
Top Regional  
Photographer

## FACILITIES DEVELOPMENT



**DAVID HARPER**  
Facilities Manager



**ELMER TENECORA-JARA**  
Facilities Coordinator



**CAROLYN WARDELL**  
Senior Project Manager



**JOHN SCHISSEL**  
Logistics Manager

## FAN EXPERIENCE



**GREG VANDERWILT**  
Senior Fan  
Experience Manager





## GROUP EVENTS



**KATE JOHNSON**  
Director of  
Group Events



**JARED HENSCH**  
Group Experience  
Manager



**ALEX GUSTAFSON**  
Group Events Manager



**EMMA HASSEN**  
Group Events Manager



**JACQUELINE BLACKWOOD**  
Group Events  
Account Executive



**ALAN BRANCH**  
Group Events  
Account Executive



**JONAH SANTO**  
Group Events  
Account Executive



**KELLEY WOLLAK**  
Group Events  
Account Executive

## HUMAN RESOURCES



**KAYLA BELLOWES**  
Human Resources  
Generalist



**ALYSSA RILES**  
Human Resources  
Coordinator



**VICKI REYNOLDS**  
Office Manager



**LEAH HAZLETT**  
Receptionist

## INFORMATION TECHNOLOGY



**DAN LACOURSIERE**  
Director of  
Technology




**DEREK SCHERER**  
Help Desk Support  
Specialist II



**MARTESA PATTON**  
Help Desk Support  
Specialist I

## LIVE PROGRAMMING AND ENTERTAINMENT




**CHADWICK FOLKESTAD**  
Executive Producer of  
Live Programming  
and Entertainment



**CHRIS VANDERBEEK**  
Director of  
Game Presentation



**SHERIDAN WEST**  
Production  
Coordinator



**DAVE WARNER**  
Mascot Entertainment  
Manager



**ATHENIA WILLIAMS**  
Dance and  
Entertainment Manager




**ALYSE DANIKOWSKI**  
Animation Feature  
Producer



**JOSH HARMS**  
Animation Feature  
Producer



**DOUG PRICE**  
Animation Feature  
Producer



**JACK BILLION**  
Lynx Mascot


## MARKETING



**TORI STEIN**  
Marketing Manager



**ADDIE BLACK**  
Marketing Coordinator



**COURTNEY BROWN**  
Creative Projects  
Manager





## MEMBERSHIP SERVICES



**ASHLEY HEINLEIN**  
Director of Membership  
Service



**ANNIE EVERSMAN**  
Membership Account  
Manager




**CHRIS PALAIA**  
Membership Account  
Manager




**DAN CHAPMAN**  
Senior Account  
Executive




**GRACE CONNER**  
Senior Account  
Executive



**JIM HEINMILLER**  
Senior Account  
Executive



**JORY SHRAGG**  
Senior Account  
Executive



**MATT DULEEA**  
Account Executive



**EMILY PELANT**  
Account Executive



**MARIN POWELL**  
Account Executive



**MEGAN SKELLY**  
Account Executive



**ALEE XIONG**  
Digital Ticketing  
Specialist

## SEASON TICKET SALES



**RYAN DAVENPORT**  
Senior Director of Sales



**SCOTT HEBERT**  
Director of  
Membership Sales



**MATT SCHAFER**  
Membership Sales  
Manager



**DAVID BERGREN**  
Account Executive




**JOSEPH DEBELLA**  
Account Executive



**MCDANIEL DOE**  
Account Executive



**PATRICK KENNEDY**  
Account Executive



**CAMERON KLADE**  
Account Executive



**ELIZABETH PRITCHARD**  
Account Executive



**CHELSEA DEVRIES**  
Sales and Service  
Event Coordinator

## PREMIUM



**CHARLIE ROMANS**  
Director of  
Premium Sales



**ANDREW MCFERRIN**  
Premium Sales  
Manager



**CONOR NOONAN**  
Premium Services  
Manager



**MICHAEL MISNER**  
Premium Sales Senior  
Account Executive



**RACHEL FRANK**  
Premium Activation  
Executive



## LYNX SALES AND SERVICE



**CARLEY KNOX**  
Vice President of Lynx  
Business Operations



**ERIN HENNING**  
Director of Lynx Sales  
and Service



**MICAELA ERICKSON**  
Lynx Sales and  
Service Manager



**WALTER HOLLAND**  
Sales & Service  
Coordinator



**TIGE HUTCHESON**  
Sales & Service Senior  
Account Executive



**TAYLOR DOSH**  
Account Executive



**ASHLEY ELLIS-MILAN**  
Account Executive



**AILEE NORTON**  
Account Executive



**CASSANDRA RIESER**  
Account Executive



**SAM WOLFSON**  
Account Executive



**AMANDA ZANGHI**  
Lynx Business  
Operations Coordinator

## SOCIAL RESPONSIBILITY



**KRISTIN EDMUNDSON**  
Social Responsibility  
Manager



**CHELSEA LOWMAN**  
Social Responsibility  
Senior Coordinator



**AMANDA MALZ**  
Social Responsibility  
Coordinator

## TICKET OPERATIONS



**ERIC CAULFIELD**  
Director of Ticketing



**TONY NGUYEN**  
Box Office Manager



**TYLER SWANSON**  
Assistant Box  
Office Manager



**LOUIS BAHERIY**  
Ticketing Specialist



## IOWA WOLVES



On May 3, 2017 the Minnesota Timberwolves and the NBA Development League announced the final sale of a majority ownership in the Iowa Energy to Glen Taylor. Later that month on May 30, the team unveiled the new team name and identity for the affiliate, renaming them the Iowa Wolves.

The Iowa Wolves rebrand follows the Timberwolves own unveiling of a new logo in April 2017. The logos were created by the same designer, Rodney Richardson of RARE Designs, whose resume includes recent identity designs for the NBA's Charlotte Hornets, New Orleans Pelicans, Atlanta Hawks and Sacramento Kings. The logo is meant to give a nod to the original Timberwolves logo while serving as a mark that aligns the two teams.

Scott Roth was named the franchise's new head coach on August 30, 2017 after spending the previous season as a scout for the Timberwolves. Roth is joined on the bench by assistant coaches Charlie Bell, Kevin Burleson and Ryan Marchand.

Todd Checovich was named Scout/General Manager of the Iowa Wolves on Oct. 2, 2018, while Sean Dwyer was named Director of Basketball Operations on Oct. 13, 2017.

For all media inquiries regarding the Iowa Wolves, please contact Seth Nutting at [seth.nutting@iawolves.com](mailto:seth.nutting@iawolves.com) or 515.564.8555.

## T-WOLVES GAMING



The NBA 2K League announced the addition of a Minnesota Timberwolves affiliate team beginning with competition for the 2019 season on Aug. 15. Minnesota joins the affiliates of the Atlanta Hawks, Brooklyn Nets and Los Angeles Lakers in signing on for the league's second season, bringing the total number of teams to 21.

On September 25, 2018, The Timberwolves unveiled the name of its new NBA 2K League affiliate, dubbing the franchise: T-Wolves Gaming

In the first-ever NBA 2K League Expansion Draft, T-Wolves Gaming selected Timothy "oLARRY" Anselimo with the 3rd overall selection and Mihad "I F E A S T" Feratovic with the 6th overall pick. On Sept. 27, T-Wolves Gaming traded the rights to oLARRY to the Cavs Legion GC in exchange for Brandon "Hood" Caicedo.

Fans can follow T-Wolves Gaming on the following digital platforms:

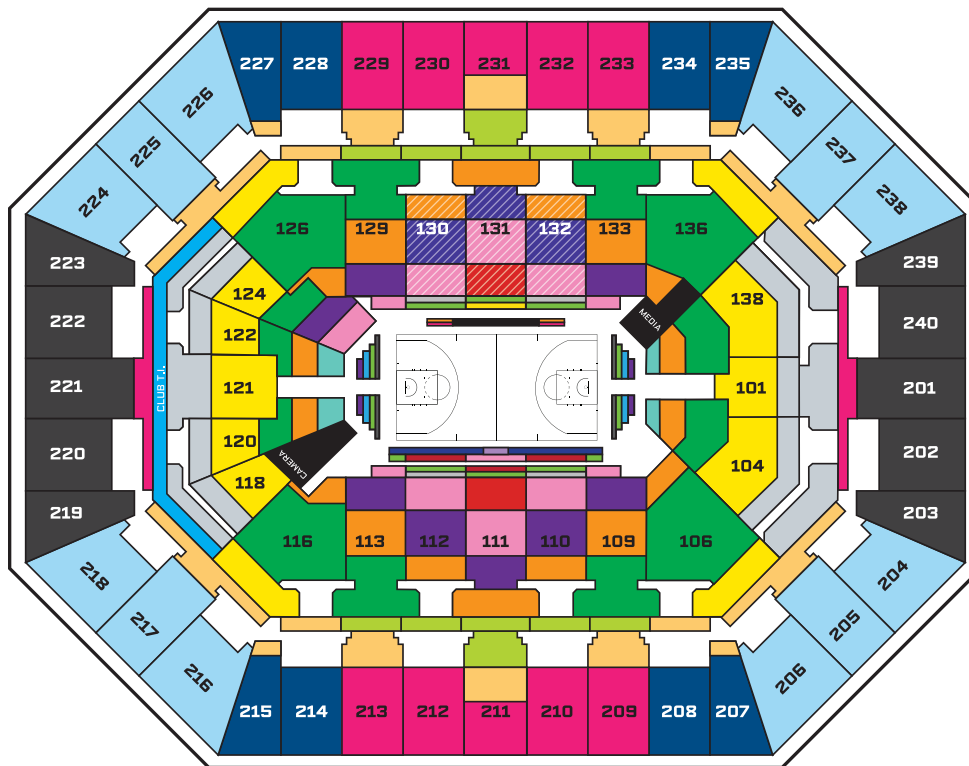
Online: [www.timberwolves.com/gaming](http://www.timberwolves.com/gaming)  
Twitter/Instagram: @Twolvesgaming  
Facebook: [www.facebook.com/twolvesgaming](http://www.facebook.com/twolvesgaming)  
Twitch: [www.twitch.tv/twolvesgaming](http://www.twitch.tv/twolvesgaming)

For all media inquiries regarding T-Wolves Gaming, please contact Aaron Seehusen at [aaron.seehusen@timberwolves.com](mailto:aaron.seehusen@timberwolves.com) or 612.673.1602.





## TICKET INFORMATION



## MEMBER PRICING PER GAME BREAKDOWN

CLUB ACCESS					
VALUE	SELECT	PREMIER	MARQUEE	ELITE	
\$197	\$265	\$318	\$370	\$424	
\$139	\$187	\$224	\$262	\$300	
\$91	\$122	\$146	\$170	\$195	
\$74	\$99	\$118	\$139	\$158	
\$119	\$160	\$192	\$223	\$256	

TCL SIXONETWO LOUNGE  
CLUB TI

100 LEVEL					
VALUE	SELECT	PREMIER	MARQUEE	ELITE	
\$186	\$250	\$300	\$349	\$399	
\$140	\$189	\$228	\$265	\$300	
\$128	\$173	\$208	\$243	\$278	
\$79	\$106	\$127	\$147	\$170	
\$62	\$83	\$99	\$116	\$133	
\$45	\$60	\$71	\$84	\$97	
\$35	\$47	\$56	\$66	\$76	
\$28	\$38	\$46	\$53	\$61	

200 LEVEL					
VALUE	SELECT	PREMIER	MARQUEE	ELITE	
\$30	\$41	\$50	\$57	\$66	
\$21	\$28	\$33	\$39	\$46	
\$16	\$22	\$27	\$31	\$35	
\$12	\$16	\$19	\$22	\$26	
\$8	\$10	\$11	\$14	\$16	



## TARGET CENTER / AEG STAFF DIRECTORY

Jerry Abell	Manager, Production
Wendy Almquist	Executive Asst./Office Mgr.
Wardell Austin	Receptionist
Nancy Bach	Manager, Housekeeping
Anna Barberio	Sr. Manager, Event Marketing
Susanna Braun	Accounting Clerk
Tony Brown	Security Officer
Mark Christopherson	Electrician
Dave Dvorak	Maintenance Tech I
Emily Debevec	Manager, Guest Services
Demajah Dean	Security Officer
Nancy Fortney	Event Manager
Noelle Heaslip	Employee & Event Specialist
Hailie Holm	Assistant Ticketing Manager
Katrina Jaeger	Sr. Manager, Marketing
LaVera Jeffrie	Security Coordinator
Jeff Kehr	Director, Operations & Media Technology
Marcus Kroulik	Director, Ticketing
Donna Lauer	Security Officer
Aaron Liepins	Director, Security
Hugh Lombardi	Regional VP AEG / GM Target Center
Lynne Major	Group Marketing Assistant
Cheri Martin	Program Mgr.- Group & Premium Sales
Bruce Mettner	Security Officer
Heidi Mielke	Senior Accountant
Kevin Moore	Maintenance Tech I
Mitch Newhouse	Sr. Manager, Digital Media/Branding
Nicole Raymond	Sr. Manager, Ticketing
Dan Rehberg	Security Officer
Tom Reller	Sr. Director, Operations
Dave Schmid	Asst. General Manager
Steve Sawyer	Director, Hospitality and Event Services
Lori Schweder	Lead Ticket Seller
Jerry Skinaway	Supervisor, Conversion
Curvell Smith	Conversion Crew Lead
Eric Stegmueller	Lead Custodian
Rick Stepanek	Lead Maintenance Tech
Karen Swan	Sr. Manager, Group Marketing
Sandy Sweetser	Sr. Director, Sales and Marketing
Megan TeBrake	Sr. Manager, Hospitality
Andy Warg	Director, Booking
Mitchell Williams	Security Officer
Herbie Woodruff	Lead Stagehand/Stage Mgr.
Shelley Wynia	Director, Human Resources

# TARGET CENTER





Photo by Chris McDuffie Photography

## TIMBERWOLVES DANCERS

They bring the fun, they bring the heat! The Minnesota Timberwolves Dancers are the Twin Cities' premier performance group. They serve as a link between the Minnesota Timberwolves action on the court and the organization's commitment to touching the lives of basketball fans everywhere. Each dancer comes to the team with extensive training and performing experience. The Timberwolves Dancers aim to use their talent and love of performing to confidently represent the Minnesota Timberwolves throughout many basketball communities locally, nationally, and internationally.

Timberwolves Dancers have created a great reputation of dance styles and stellar performances. They showcase a wide range of versatility from Jazz, to Hip Hop and Novelty routines. If you are looking for the latest trends, our dancers are styled in modern, custom and cutting-edge fashions.

The Timberwolves Dancers are poised professional women from different backgrounds. This builds more ways for them to connect with fans at games and welcome everyone to our home – Target Center.

The Timberwolves Dancers always strive to create memorable experiences and connections with everyone, whether they are at a game or out in the community.

The dancers are available for a wide variety of appearance and performance opportunities. To book the Timberwolves Dancers for your next event, please contact [dancers@timberwolves.com](mailto:dancers@timberwolves.com).

**Facebook – Timberwolves Dancers**  
**Twitter – @WolvesDancers**  
**Instagram – @WolvesDancers**  
**YouTube – Wolves Dancers**



CRUNCH is the pulse of entertainment for Timberwolves games at Target Center. His witty sense of humor and amusing antics energize the crowd and keeps fans on their toes at every game. From his over-the-top stunts to his high-flying dunks, CRUNCH is one of the most beloved mascots in sports.

Connect with CRUNCH via social media:

**Facebook.com/TimberwolvesCrunch**  
**@WolvesCrunch on Twitter & Instagram**

CRUNCH makes appearances throughout Minnesota's communities and is available upon request. For pricing and availability, please email [crunch@timberwolves.com](mailto:crunch@timberwolves.com) or call 612.673.8370

### CRUNCH NOTES

**Height:** 6' (ground to the tip of ears)

**Weight:** 190 pounds

**Vertical Jump:** 15' (with trampoline)

#### FAVORITES

**Movie:** "Dances with Wolves"

**Book:** "Call of the Wild"

**Dunk:** Reverse Power Slam!

**Type of Music:** Classic Rock

**Dunk:** The Inside-Out Flying Dutchman

**Pre-Game Meal:** Bacon-Wrapped Bacon





**MEDIA**



## BASKETBALL COMMUNICATIONS STAFF



**AARON SEEHUSEN**  
SR. BASKETBALL COMMUNICATIONS MANAGER

Aaron Seehusen begins his eighth season with the Timberwolves (12th overall with the Timberwolves and Lynx organization), and fourth as Public Relations Sr. Manager. Seehusen manages the organization's day-to-day PR efforts and serves as the main contact for local and national media with regard to interview requests for players and front office personnel.

Prior to joining the Wolves, Seehusen worked for the WNBA's Minnesota Lynx for four seasons, serving as Public Relations Manager for the final two seasons. With the Lynx, he managed all of the team's publicity efforts, including all local and national media requests for players, coaches and front office personnel. Seehusen, a native of Plymouth, Minn., joined the Timberwolves and Lynx organization as an intern in the summer of 2007. He also has worked for the Dubuque Thunderbirds of the Central States Hockey League.

Seehusen graduated from Loras College in Dubuque, Iowa, with bachelor's degrees in sports management and business. Seehusen resides in Chaska with his wife, Anne, their son, Gordon, and their dogs, Brando and Brinlee.



**DAN BELL**  
BASKETBALL COMMUNICATIONS AND PUBLICATIONS MANAGER

Dan Bell enters his 26th season with the Timberwolves and his 10th as Communications Manager. In his current position, Bell assists the public relations department in its day-to-day operations and serves as an additional contact for local and national media with regard to interview requests for players and front office personnel. He also is editor of the Timberwolves game program and Timberwolves yearbook. Bell was a member of the Wolves' public relations staff from 1993-2000 before being promoted to manager of publications, a position he held until the spring of 2009.

Prior to joining the Timberwolves, Bell was a graduate assistant in the St. Cloud State Sports Information Department. Additionally, he worked for G&K Services, Hallmark Cards and Frank's Nursery & Crafts.

Bell earned bachelor's degrees in marketing and public relations from St. Cloud State University. The native of Cold Spring, Minn., resides in Big Lake, Minn., and has two daughters: Amanda and Jackie.



**ALEX KING**  
BASKETBALL COMMUNICATIONS MANAGER

Alex King enters his third season as Basketball Communications Manager and eighth full-time with the Timberwolves and Lynx organization. In his role, King assists in all facets of the organization's day-to-day PR efforts and serves as an additional contact for local and national media.

King began his career with the Timberwolves and Lynx public relations department as a game night intern in 2008-09. He became the full-time intern in 2010 for both teams before being promoted to Lynx Public Relations Manager in 2012. He transitioned to Public Relations Coordinator for the Timberwolves prior to the 2013-14 season. In his career, King has also held internships with the Utah Jazz and Larry H. Miller Sports & Entertainment Group (2008) and the Saint Paul Saints (2009).

Originally from Tinton Falls, N.J., King graduated from the University of Minnesota with a bachelor's degree in sports management and a minor in communications. He currently resides in Minneapolis, MN.



**SARA PEREZ**  
BASKETBALL COMMUNICATIONS COORDINATOR

Sara Perez enters her second season as the Basketball Communications Coordinator after beginning in the role in November 2017. In her current role, she handles credentialing, facilitates interviews at practices and games, assists media, composes press releases and various day-to-day basketball communication efforts for both the Timberwolves and Lynx.

Prior to joining the Timberwolves and Lynx, she worked in the public relations departments for the Detroit Lions, New York Jets, Miami Dolphins, Super Bowl 50, Orange Bowl Committee, USA Football and ran all communications efforts for the 2016 Boca Raton Bowl. Her past NBA experience includes time with the Detroit Pistons public relations department.

Perez graduated from the University of Michigan-Dearborn with a bachelor's degree in Communications with a focus on journalism and screen studies, Hispanic Studies and a minor in Psychology. She was a two-year member of the women's basketball team after spending her first two seasons at Siena Heights University.

She currently resides in Minneapolis, Minn.



## MEDIA INFORMATION

### CREDENTIALS

Press seating at Timberwolves home games at Target Center is available to accredited media at tables located in the court-level auxiliary media section, overflow tables in front of section 118 and the overflow media suite. Single-game credentials must be requested no later than noon the day before the game (Friday at 5:00 p.m. for Saturday and Sunday games) via e-mail to Basketball Communications Manager Alex King (alex.king@timberwolves.com) and Basketball Communications Coordinator Sara Perez (sara.perez@timberwolves.com). Credentials are good for admittance to Target Center, the arena floor, the locker rooms, the press conference room, the media work room and the media dining room. Those requesting single-game credentials will be seated on a first-come, first-served basis with priority seating to those working on a deadline. Those holding Timberwolves or NBA season credentials may enter the building through the Target Center Media Entrance located at the corner of Sixth St. and Second Ave. Single-game credentials may also be picked up at the Media Entrance. **ALL MEDIA WILL BE REQUIRED TO PRESENT A PHOTO IDENTIFICATION PRIOR TO RECEIVING THEIR CREDENTIALS. ALL BAGS ARE SUBJECT TO INSPECTION PRIOR TO RECEIVING A CREDENTIAL.**

Media members with season passes are required to notify the basketball communications department if planning to cover a game in order to reserve seating. **A MEDIA CREDENTIAL CANNOT BE USED TO SIT IN SPECTATOR SEATING AREAS.**

### DINING ROOM

Accredited media members are invited to enjoy a meal before each game in the Minnesota Timberwolves media dining room located on the arena bowl level. Cost of a meal is \$8 per person. The dining room opens two hours before each game. Dining room usage will be limited to members of the media with valid Timberwolves or NBA media passes. It is impossible to accommodate family members, friends, guests or others. **ANY ABUSE OF DINING ROOM PRIVILEGES WILL CAUSE FORFEITURE OF YOUR MEDIA PASS.**

### SERVICES

In an effort to reduce the amount of paper used, all pregame and postgame stats, quotes and injury updates will be distributed digitally by the Timberwolves public relations department. In-game box scores and play-by-play will also be distributed digitally at every quarter break and will only be printed upon request. For more questions, please contact a member of the public relations staff.

The Target Center media workroom has limited space and priority seating will be given to writers and broadcasters filing stories on deadline.

For in-game updates, please follow the official Timberwolves public relations twitter handle, @Twolves\_PR.

### PHOTOGRAPHERS

Only those photographers on a previously-approved list by the NBA and on assignment will be allowed a spot on the floor, and their media credentials must be worn prominently at all times. All local and national photographers and videographers shooting from the baselines are required to wear a team-issued vest. **PLEASE NOTE THAT NO PHOTOGRAPHER WILL BE PROVIDED A VEST UNLESS HIS OR HER CAMERA HAS A RUBBER LENS HOOD.**

In addition, in the continued interest of player safety, any camera mounted on a stanchion must be at least eight feet high and must be properly padded.

Photographers without a baseline position must clear the court with no more than thirty minutes (30:00) remaining on the pregame clock. **ONLY PHOTOGRAPHERS WITH DESIGNATED FLOOR SPOTS MAY REMAIN ON THE BASELINES AFTER THE 30-MINUTE PREGAME MARK.**

### PHOTOGRAPHERS (CONTINUED)

The following outlets, listed in priority order, must receive priority when teams are assigning the baseline camera operator positions:

1. Live Television Cameras;
2. NBA Entertainment, NBA Photos, Home Team Photographer;
3. In-Arena Scoreboard Cameras;
4. Wire Services (only Getty, AP and USA Today Images); and
5. Newspapers that regularly assign a writer to travel with the team.

Other permissible media outlets who may be assigned a baseline position, if space allows, are Sports Illustrated, EPA Wire Service, the home team videographer, the visiting team videographer, an international spot (as designated by the League Office), and/or any other outlets that are approved IN ADVANCE by the League Office.

**ALL PERMITTED PHOTOGRAPHERS ARE REQUIRED TO NOTIFY ALEX KING AT LEAST 24 HOURS IN ADVANCE TO ENSURE A DESIGNATED SHOOTING POSITION.** Additional shooting locations are available upon request. Anyone who attempts to cover a game without arranging a seat in advance will not be allowed to shoot the game. Professional courtesy should apply in all cases.

### LOCKER ROOM ACCESS

Both locker rooms will open 75 minutes prior to tipoff and remain open until 45 minutes before the contest begins. Following the game, both locker rooms will re-open after approximately 10-15 minutes. **STILL PHOTOGRAPHY INSIDE NBA LOCKER ROOMS IS PROHIBITED.**

### COURTESY

Your cooperation is requested in maintaining a working atmosphere in the media room, at courtside and in the locker room areas. During postgame interviews, preference for obtaining players and coaches will be given to game broadcast crews conducting live postgame shows, newspapers writing on deadline and television stations conducting live reports.

### TIMBERWOLVES TRAVELING MEDIA



**CHRIS HINE**  
Minneapolis Star Tribune, Beat Writer



**VANESSA LAMBERT**  
Television Producer



**TREVOR FLECK**  
Television Coordinating Producer



**DAVE DITTMAN**  
Television Director





## TV BROADCAST TEAM



**DAVE BENZ**  
TELEVISION PLAY-BY-PLAY ANNOUNCER

Emmy award winning play-by-play man Dave Benz begins his seventh season as Timberwolves television play-by-play announcer. Benz will once again pair with television analyst Jim Petersen for 77 telecasts this season, all on the exclusive home of the Wolves, Fox Sports North.

A graduate of Oswego State University (Oswego, NY), Benz brings a wealth of experience and versatility to Minnesota with over 25 years in the sports industry. Outside of his work covering the NBA, Dave considers his experience calling play-by-play for NBC's 2016 Summer Olympics coverage amongst the highlights of his career. Benz has proven his versatility as a play-by-play man having called everything from Pickleball and Watercross Racing to Pro Softball and Poker. His play-by-play work of more traditional sports includes men's and women's college basketball broadcasts spanning a number of major D1 conferences for FOX Sports, the mtn. and Comcast Sportsnet. He has also been behind the mic for Major League Baseball Cactus League games as well as Arena Football League and CHSAA High School football games.

Prior to his time in the Twin Cities, Benz lived in the San Francisco Bay Area where he worked as host, anchor and reporter for Comcast Sportsnet Bay Area. There he had the opportunity to cover the Giants 2010 World Series title as a pre and post-game host. He handled similar duties for the Oakland A's, San Francisco 49ers, San Jose Sharks and Golden State Warriors. In addition to Golden State, his lengthy career has afforded him the opportunity to regularly cover a number of NBA teams, in varying capacities, including the Miami Heat, Dallas Mavericks, Houston Rockets, San Antonio Spurs, Indiana Pacers, Milwaukee Bucks, Washington Wizards and Denver Nuggets.

Benz and his wife Sacha have one child, Brendan, who is 10.



**MARNEY GELLNER**  
SIDELINE REPORTER

Marney Gellner returns to the sidelines this year as the Wolves sideline reporter for Fox Sports North.

Gellner joined FOX Sports North in October 2002, and has served in various roles, including sideline reporter for the Twins and Timberwolves, and pre-and post-game show host for an assortment of different Minnesota teams. She also serves as the play-by-play voice for Minnesota Lynx games on FOX Sports North.

Gellner started her career as a weekend sports anchor/sports reporter for KXMB-TV in Bismarck, ND in 1996. She held the same position at WDAZ-TV in Grand Forks, ND from 1997-99, and at WISC-TV in Madison, WI from 1999-2002.

Gellner is a North Dakota native who graduated from Bishop Ryan High School in 1992, and the University of Mary in 1996, as well as earning a Masters Degree in Communications from North Dakota State in 2012. Gellner lives in Carver, MN with her husband Matt, son Grady and daughter Finley.



**JIM PETERSEN**  
TELEVISION ANALYST

Jim Petersen returns for his 21st season on the Wolves' broadcast team. Partnered with Benz, Petersen brings the experience of an eight-year NBA playing career to his analysis.

A St. Louis Park native, Petersen was named Minnesota's Mr. Basketball in 1980 and was the first McDonald's All-American from Minnesota. He went on to be a four-year letter winner at the University of Minnesota and was a member of the Gophers' 1982 Big Ten Championship team.

Petersen was selected 51st overall by the Houston Rockets in the 1984 NBA draft. He played forward and center for the Rockets, Sacramento Kings and Golden State Warriors before retiring in 1992.

After leaving the NBA, Petersen worked for the NBA Players Association in their player programs division, facilitating seminars in NBA locker rooms on topics such as AIDS awareness, substance abuse and career/financial planning for life after basketball. In 2009, Petersen also joined the coaching staff of the WNBA's Minnesota Lynx as an assistant coach and was named associate head coach prior to the 2016 season before stepping down prior to the 2017 season. During his tenure with the Lynx, the squad won three WNBA titles: 2011, 2013 and 2015.

Petersen currently resides in Wayzata along with his wife Tika. Their son, Sanjay, was a two-time captain for Chris Collins at Northwestern University, including being a part of the Wildcats' first NCAA appearance in school history in 2017.



**LEA B. OLSEN**  
SIDELINE REPORTER

Olsen shares the sidelines with Marney Gellner for Fox Sports North. She also works as the Lynx television analyst for the past nine years, also previously working on ESPN's WNBA broadcasts. In addition, Olsen is the television analyst for the Minnesota State Girls High School Basketball Tournament and the host for the Minnesota Boys High School Basketball Tournament.

A former basketball player and tri-captain for the Golden Gophers, Olsen received the Patty Berg Award for Academics as well as the FastBreak Award and Coaches Award for her effort both on and off the court. Founder of Rethink the Win, Lea champions young athletes as complete people and the positive impacts of sports beyond the game. She graduated with a B.A. in journalism and mass communications from the University of Minnesota in 1990.

A native Minnesotan, Olsen attended Minneapolis South High School and played one year of basketball earning all-city and all-conference honors while leading the team in rebounding. Olsen currently resides in southwest Minneapolis with her husband Elliot and their children, Jada and Will.



## RADIO BROADCAST TEAM



**ALAN HORTON**  
RADIO PLAY-BY-PLAY ANNOUNCER

Alan Horton tips off his 12th season as the radio play-by-play voice of the Minnesota Timberwolves. He will call every Wolves game this season on the team's flagship station, WCCO-AM 830, and across the Midwest on the 30-station Timberwolves Radio Network. Horton was also the voice of the Minnesota Lynx for seven years, including their 2011 and 2013 WNBA Championships.

A graduate of the S.I. Newhouse School of Public Communications at Syracuse University, Horton came to the Twin Cities after spending the 2006-07 season with the Seattle SuperSonics and Storm.

He spent the previous nine years in Southern California as a sports broadcaster on both radio and television. His play-by-play experience included the San Diego Padres; San Diego State University football, baseball, and basketball; as well as high school football, basketball, volleyball, and water polo.

Horton was also the executive producer of the San Diego Chargers Radio Network for six seasons, and he was a national talk show host on the Fox Sports Radio Network in Los Angeles.

A native of Massachusetts, Horton lives in Minneapolis with his wife, Amy, and their two children.



**JOHN FOCKE**  
EXECUTIVE PRODUCER & STUDIO HOST

The 2017 National Sports Media Association's MN Sportscaster of the Year, John Focke joined the Minnesota Timberwolves as executive producer and studio host in 2007.

In addition to his duties with the Wolves, Focke serves as the radio play-by-play voice of the MN Lynx throughout the summer.

Prior to joining the organization, Focke was the voice of Northern Michigan University hockey as well as the host of the University's football and basketball pregame, half-time and post-game shows, in addition to providing color commentary for the games.

A native of St. Paul, Focke graduated from Ohio University in 2002 before starting his career as a sports director at KATE Radio in Albert Lea where he called play-by-play for the local high school and covered the Wolves, Twins, Vikings, Wild and Gophers. Focke also spent a year with the Minnesota Wild as a part time producer with their Radio Network.

Focke and his wife, Ali, live in Minneapolis.

## TIMBERWOLVES RADIO NETWORK

### MINNESOTA

Aitkin/Brainerd	KKIN-FM/KFGI-FM	94.3/101.5
Albert Lea	KATE-AM	1450
Bemidji/Blackduck	KBUN-AM/K235BP/KBUM-FM	1450/94.9/104.5
Crookston	KROX-AM/K291BT	1260/105.7
Detroit Lakes	KDLM-AM/K226CA	1340/93.1
Duluth	KDAL-AM/WDUL-AM	610/970
Fosston	KKCQ-AM	1480/99.7
Glenwood	KMGK-FM	107.1
Grand Rapids	KOZY-AM	1320
Marshall	KMHL-AM/K277AI	1400/101.7
<b>MINNEAPOLIS</b>	<b>WCCO-AM</b>	<b>830</b>
Montevideo	KDMA-AM	1460
Morris	KMRS-AM	1230
Northfield	KYMN-AM	1080/95.1
Rochester	KFAN-AM	1270
St. Cloud	WJON-AM/KKSS-AM	1240/1390
Thief River Falls	KTRF-AM	1230
Willmar	KWLM-AM/K242CF	1340/96.3
Winona	KWNO-AM	1230/98.7
Worthington	KWOA-AM	730/100.3

### NORTH DAKOTA

Carrington	KDAK-AM	1600
Fargo	WDAY-AM	970/93.1
Jamestown	KQDJ-AM/K246AM	1400/97.1
Oakes	KDDR-AM/K240CJ	1220/95.9
Valley City	KOVC-AM	1490

### SOUTH DAKOTA

Huron	KOKK-AM	1210
Vermillion	KVTK-AM	1570
Watertown	KWAT-AM	950

**WCCO**  
**NEWS RADIO**  
**830**



# **2017-18 REVIEW**





## 2017-18

RECORD: 47-35



**BACK ROW (L-R):** Player Development Coach Vince Legarza, Amile Jefferson, Gorgui Dieng, Nemanja Bjelica, Taj Gibson, Karl-Anthony Towns, Andrew Wiggins, Cole Aldrich, Justin Patton

**MIDDLE ROW (L-R):** Coaching Associate/Video Scouting Director Sam Newman-Beck, Jamal Crawford, Player Development Coach John Lucas III, Derrick Rose, Aaron Brooks, Jimmy Butler, Jeff Teague, Tyus Jones, Marcus Georges-Hunt, Shooting Coach Peter Patton, Anthony Brown, Special Assistant to the President of Basketball Operations Daisuke Yoshimoto, Assistant Video Coordinator Wes Bohn

**FRONT ROW (L-R):** Assistant Coach Ed Pinckney, Assistant Coach Andy Greer, Head Coach/President of Basketball Operations Tom Thibodeau, Assistant Coach Rick Brunson, Assistant Coach Ryan Saunders

PLAYER	G-GS	MIN	FG	FGA	PCT	FG	FGA	PCT	FT	FTA	PCT	OFF	DEF	TOT	AST	PF	STL	BLK	PTS	AVG
Butler	59-59	2164	437	921	.474	70	200	.350	363	425	.854	79	235	314	288	78	116	24	1307	22.2
Towns	82-82	2918	639	1172	.545	120	285	.421	345	402	.858	238	774	1012	199	285	64	115	1743	21.3
Wiggins	82-82	2979	569	1300	.438	112	338	.331	202	314	.643	82	276	358	160	163	91	51	1452	17.7
Teague	70-70	2311	354	794	.446	84	228	.368	202	239	.845	24	185	209	492	171	102	23	994	14.2
Gibson	82-82	2727	425	737	.577	7	35	.200	142	185	.768	194	390	584	99	218	62	59	999	12.2
Crawford	80-0	1653	308	742	.415	104	314	.331	102	113	.903	21	78	99	185	85	40	9	822	10.3
Rose (TOT)	25-7	419	81	186	.435	7	30	.233	40	46	.870	13	22	35	37	16	7	4	209	8.4
Rose (MIN)	9-0	112	23	54	.426	1	6	.167	5	5	1.000	3	3	6	11	2	4	0	52	5.8
Bjelica	67-21	1371	171	371	.461	76	183	.415	36	45	.800	53	221	274	86	141	50	16	454	6.8
Dieng	79-0	1333	186	388	.479	19	61	.311	79	102	.775	106	254	360	71	147	45	39	470	5.9
Jones	82-11	1467	150	328	.457	45	129	.349	71	81	.877	16	116	132	232	110	95	6	416	5.1
Muhammad	32-2	301	47	121	.388	4	19	.211	22	31	.710	15	30	45	7	23	5	2	120	3.8
Brown	1-0	4	1	1	1.000	1	1	1.000	0	0	---	0	0	0	1	0	0	0	3	3.0
Brooks	32-1	189	28	69	.406	11	31	.355	8	11	.727	7	10	17	20	28	6	0	75	2.3
Patton	1-0	4	1	2	.500	0	0	---	0	0	---	0	0	0	0	1	0	0	2	2.0
Georges-Hunt	42-0	224	21	48	.438	4	15	.267	13	21	.619	7	9	16	7	32	6	0	59	1.4
Aldrich	21-0	49	5	15	.333	0	0	---	2	6	.333	3	12	15	3	11	2	1	12	0.6
<b>TIMBERWOLVES</b>	<b>82</b>	<b>19805</b>	<b>3365</b>	<b>7063</b>	<b>.476</b>	<b>658</b>	<b>1845</b>	<b>.357</b>	<b>1592</b>	<b>1980</b>	<b>.804</b>	<b>848</b>	<b>2593</b>	<b>3441</b>	<b>1861</b>	<b>1495</b>	<b>689</b>	<b>345</b>	<b>8980</b>	<b>109.5</b>
<b>OPPONENTS</b>	<b>82</b>	<b>19805</b>	<b>3298</b>	<b>6942</b>	<b>.475</b>	<b>890</b>	<b>2431</b>	<b>.366</b>	<b>1311</b>	<b>1683</b>	<b>.779</b>	<b>803</b>	<b>2626</b>	<b>3429</b>	<b>1962</b>	<b>1711</b>	<b>529</b>	<b>382</b>	<b>8797</b>	<b>107.3</b>



## 2017-18 SCHEDULE & RESULTS

G#	DATE	OPPONENT	WOLVES/OPP	W-L	HIGH POINTS	HIGH REBOUNDS	ATTEND.
1	Oct 18	@San Antonio	L 99-107	0-1	Wiggins-26	Towns-13	18,418
2	Oct 20	UTAH	W100- 97	1-1	Wiggins-21	Towns-10	18,978
3	Oct 22	@Oklahoma City	W115-113	2-1	Towns/Wiggins-27	Towns-12	18,203
4	Oct 24	INDIANA	L107-130	2-2	Towns-28	Towns-7	14,353
5	Oct 25	@Detroit	L101-122	2-3	Towns-23	Towns-10	13,790
6	Oct 27	OKLAHOMA CITY	W119-116	3-3	Towns-33	Towns-19	17,620
7	Oct 30	@Miami	W125-122(OT)	4-3	Teague-23	Towns-12	19,600
8	Nov 1	@New Orleans	W104- 98	5-3	Butler-23	Gibson-12	14,788
9	Nov 4	DALLAS	W112- 99	6-3	Towns-31	Towns-12	16,837
10	Nov 5	CHARLOTTE	W112- 94	7-3	Wiggins-20	Dieng-11	14,124
11	Nov 8	@Golden State	L101-125	7-4	Wiggins-17	Towns-12	19,596
12	Nov 11	@Phoenix	L110-118	7-5	Wiggins-27	Gibson/Towns-12	16,910
13	Nov 13	@Utah	W109- 98	8-5	Towns-24	Towns-13	17,236
14	Nov 15	SAN ANTONIO	W 98- 86	9-5	Towns-26	Towns-16	18,978
15	Nov 17	@Dallas	W111- 87	10-5	Butler-21	Gibson/Towns-11	19,459
16	Nov 19	DETROIT	L 97-100	10-6	Butler-26	Butler-10	16,069
17	Nov 20	@Charlotte	L102-118	10-7	Crawford-19	Towns-12	15,978
18	Nov 22	ORLANDO	W124-118	11-7	Butler-26	Towns-13	16,402
19	Nov 24	MIAMI	L 97-109	11-8	Butler/Towns/Wiggins-18	Towns-11	18,978
20	Nov 26	PHOENIX	W119-108	12-8	Towns-32	Gibson-14	16,448
21	Nov 28	WASHINGTON	L 89- 92	12-9	Towns-20	Towns-17	13,442
22	Nov 29	@New Orleans	W120-102	13-9	Wiggins-28	Gibson/Towns-10	15,555
23	Dec 1	@Oklahoma City	L107-111	13-10	Towns/Wiggins-23	Towns-9	18,203
24	Dec 3	L.A. CLIPPERS	W112-106	14-10	Butler-33	Towns-12	13,172
25	Dec 4	@Memphis	L 92- 95	14-11	Butler-30	Towns-11	14,012
26	Dec 6	@L.A. Clippers	W113-107	15-11	Towns-21	Gibson-14	15,951
27	Dec 10	DALLAS	W 97- 92	16-11	Towns-28	Towns-12	13,094
28	Dec 12	PHILADELPHIA	L112-118(OT)	16-12	Butler-38	Towns-16	14,659
29	Dec 14	SACRAMENTO	W119- 96	17-12	Towns-30	Towns-14	11,126
30	Dec 16	PHOENIX	L106-108	17-13	Towns-28	Towns-11	18,109
31	Dec 18	PORTLAND	W108-107	18-13	Butler-37	Towns/Wiggins-7	14,187
32	Dec 20	@Denver	W112-104	19-13	Butler/Towns-25	Towns-10	17,002
33	Dec 23	@Phoenix	W115-106	20-13	Butler-32	Towns-14	16,482
34	Dec 25	@L.A. Lakers	W121-104	21-13	Butler/Gibson-23	Towns-10	18,997
35	Dec 27	DENVER	W128-125(OT)	22-13	Butler-39	Towns-13	18,978
36	Dec 28	@Milwaukee	L 96-102	22-14	Towns-22	Dieng-8	18,717
37	Dec 31	@Indiana	W107- 90	23-14	Butler-26	Towns-14	17,923
38	Jan 1	L.A. LAKERS	W114- 96	24-14	Butler-28	Towns-13	18,978
39	Jan 3	@Brooklyn	L 97- 98	24-15	Butler-30	Towns-10	16,215
40	Jan 5	@Boston	L 84- 91	24-16	Towns-25	Towns-23	18,624
41	Jan 6	NEW ORLEANS	W116- 98	25-16	Butler/Towns-21	Towns-16	18,978

G#	DATE	OPPONENT	WOLVES/OPP	W-L	HIGH POINTS	HIGH REBOUNDS	ATTEND.
42	Jan 8	CLEVELAND	W127- 99	26-16	Wiggins-25	Gibson-13	18,978
43	Jan 10	OKLAHOMA CITY	W104- 88	27-16	Butler-26	Towns-12	18,978
44	Jan 12	NEW YORK	W118-108	28-16	Towns-23	Towns-15	18,978
45	Jan 14	PORTLAND	W120-103	29-16	Butler-24	Towns-11	14,739
46	Jan 16	@Orlando	L102-108	29-17	Butler-28	Towns-12	18,589
47	Jan 18	@Houston	L 98-116	29-18	Butler-23	Towns-16	18,055
48	Jan 20	TORONTO	W115-109	30-18	Wiggins-29	Towns-10	17,828
49	Jan 22	@L.A. Clipper	W126-118	31-18	Wiggins-40	Towns-17	16,347
50	Jan 24	@Portland	L114-123	31-19	Wiggins-24	Towns-9	18,920
51	Jan 25	@Golden State	L113-126	31-20	Towns-31	Towns-11	19,596
52	Jan 27	BROOKLYN	W111- 97	32-20	Butler/Wiggins-21	Towns-19	16,231
53	Jan 29	@Atlanta	L100-105	32-21	Butler-24	Towns-13	12,589
54	Jan 30	@Toronto	L104-109	32-22	Butler-25	Towns-10	19,800
55	Feb 1	MILWAUKEE	W108- 89	33-22	Butler-28	Towns-11	17,199
56	Feb 3	NEW ORLEANS	W118-107	34-22	Butler-30	Towns-16	17,954
57	Feb 7	@Cleveland	L138-140(OT)	34-23	Butler-35	Towns-10	20,562
58	Feb 9	@Chicago	L113-114	34-24	Butler-38	Towns-10	21,558
59	Feb 11	SACRAMENTO	W111-106	35-24	Towns-29	Towns/Wiggins-8	18,068
60	Feb 13	HOUSTON	L108-126	35-25	Towns-35	Towns-12	18,978
61	Feb 15	L.A. LAKERS	W119-111	36-25	Gibson-28	Towns-18	17,534
62	Feb 23	@Houston	L102-120	36-26	Wiggins-21	Towns-13	18,055
63	Feb 24	CHICAGO	W122-104	37-26	Teague-25	Towns-13	18,978
64	Feb 26	@Sacramento	W118-100	38-26	Towns-26	Towns-17	17,583
65	Mar 1	@Portland	L 99-108	38-27	Towns-34	Towns-17	19,533
66	Mar 2	@Utah	L108-116	38-28	Wiggins-27	6 tied with-4	18,306
67	Mar 8	BOSTON	L109-117	38-29	Bjelica-30	Bjelica-12	18,978
68	Mar 11	GOLDEN STATE	W109-103	39-29	Towns-31	Towns-16	18,978
69	Mar 13	@Washington	W116-111	40-29	Towns-37	Towns-10	17,078
70	Mar 17	@San Antonio	L101-117	40-30	Towns-23	Towns-9	18,418
71	Mar 18	HOUSTON	L120-129	40-31	Teague-23	Towns-18	18,978
72	Mar 20	L.A. CLIPPERS	W123-109	41-31	Towns-30	Towns-9	16,351
73	Mar 23	@New York	W108-104	42-31	Towns-24	Towns-13	18,914
74	Mar 24	@Philadelphia	L108-120	42-32	Wiggins-16	Dieng/Towns-11	20,668
75	Mar 26	MEMPHIS	L 93-101	42-33	Teague-25	Towns-12	16,290
76	Mar 28	ATLANTA	W126-114	43-33	Towns-56	Towns-15	16,183
77	Mar 30	@Dallas	W 93- 92	44-33	Crawford-24	Towns-20	20,244
78	Apr 1	UTAH	L 97-121	44-34	Wiggins-23	Towns-7	18,978
79	Apr 5	@Denver	L 96-100	44-35	Towns-26	Gibson-14	16,415
80	Apr 6	@L.A. Lakers	W113- 96	45-35	Teague-25	Towns-11	18,997
81	Apr 9	MEMPHIS	W113- 94	46-35	Teague/Towns-24	Towns-18	17,641
82	Apr 11	DENVER	W112-106(OT)	47-35	Butler-31	Towns-14	18,978



## 2017-18 SEASON SUMMARY

### WOLVES VS. THE NBA IN 2017-18

Head Coach: Tom Thibodeau

Overall: 7 Years 333 Won 225 Lost .597 Pct.  
W/Club: 2 Years 78 Won 86 Lost .476 Pct.

	RECORD	HOME	ROAD	OT
OVERALL	47-35	30-11	17-24	3-2
Atlantic	4-6	3-2	1-4	0-1
Central	4-6	3-2	1-4	0-1
Southeast	5-5	3-2	2-3	1-0
EASTERN	13-17	9-6	4-11	1-2
Southwest	10-8	6-3	4-5	
Northwest	10-6	7-1	3-5	2-0
Pacific	14-4	8-1	6-3	
WESTERN	34-18	21-5	13-13	2-0

### TEAM WINNING & LOSING STREAKS

	OVERALL	HOME	ROAD
LONG:	Win - 3	Win - 2	Win - 1
	Win - 5	Win - 13	Win - 4
	Loss- 3	Loss- 1	Loss- 7
LAST:	Win -04/11 vs. Denver, 112-106	Win -04/11 vs. Denver, 112-106	Win -04/06 @ L.A. Lakers, 113-96
	Loss-04/05 @ Denver, 96-100	Loss-04/01 vs. Utah, 97-121	Loss-04/05 @ Denver, 96-100

	WON	LOST	OFFENSE	VS OPP	HOME ATTENDANCE
OCT.	4	3	100+ 44-22	If Opp W/L to date:	41 Games
NOV.	9	6	100< 3-13	.500+ 22-22	699,308 Total
DEC.	10	5		.500- 25-12	17,056 Average
JAN.	9	8	DEFENSE		18,978 High
FEB.	6	4	100+ 28-31		16 Sellouts
MAR.	6	7	100< 19-4		
APR.	3	2			

### WOLVES MARGINS OF VICTORY/DEFEAT

MARGINS	1	2	3	4	5	6	7	8	9	10	11	12	13	14	15	16	17	18	19	20	21	22	23
Won By:	2	1	4	1	3	7		3	1	1	3	2	1	2		1	4	6	2				1
Lost By:	2	2	3	2	2	3	1	5	3			2	1			2		3			1		1
	24	25	26	27	28	29	30	31	32	33	34	35	36	37	38	39	40	41	42	43	44	45	46+
Won By:	1				1																		
Lost By:	2																						

AT START OF:	OVERALL	HOME	ROAD	FG%	OVERALL	HOME	ROAD
2ND-	AHEAD: 26-15	16-5	10-10	-44%	6-19	4-6	2-13
	BEHIND: 17-17	11-6	6-11	45-49%	20-10	13-3	7-7
	TIED: 4-3	3-0	1-3	50-54%	18-5	12-2	6-3
3RD-	AHEAD: 32-13	21-4	11-9	55-59%	3-1	1-0	2-1
	BEHIND: 13-19	7-5	6-14	+60%	0-0	0-0	0-0
	TIED: 2-3	2-2	0-1				
4TH-	AHEAD: 40-12	26-5	14-7				
	BEHIND: 6-23	3-6	3-17				
	TIED: 1-0	1-0	0-0				

### STARTING LINEUPS

GAME #5	FORWARD	FORWARD	CENTER	GUARD	GUARD	RECORD
1-3,6-18,23-35,43-47,52-62,80-81	Wiggins	Gibson	Towns	Teague	Butler	30-17
4-5	Muhammad	Gibson	Towns	Teague	Wiggins	0-2
19	Wiggins	Gibson	Towns	Brooks	Butler	0-1
20-22,36-42	Wiggins	Gibson	Towns	Jones	Butler	6-4
48-51,63-77,79	Bjelica	Gibson	Towns	Teague	Wiggins	10-10
78	Bjelica	Gibson	Towns	Jones	Wiggins	0-1

### GAME LEADERS

PLAYER	TIMES LED TEAM			DOUBLE FIGURES					DOUBLE-DOUBLES	
	PTS	REB	AST	PTS	PTS	PTS	REB	AST	REB	AST
Cole Aldrich	0	0	0	0	0	0	0	0	0	0
Nemanja Bjelica	1	2	1	16	1	1	2	0	1	0
Aaron Brooks	0	0	0	1	0	0	0	0	0	0
Jimmy Butler	28	1	19	56	37	10	1	2	1	2
Jamal Crawford	2	0	5	46	6	0	0	0	0	0
Gorgui Dieng	0	4	0	17	0	0	2	0	2	0
Marcus Georges-Hunt	0	0	0	2	0	0	0	0	0	0
Taj Gibson	2	9	0	55	5	0	20	0	18	0
Tyus Jones	0	1	12	11	0	0	0	0	0	0
Derrick Rose	0	0	0	2	0	0	0	0	0	0
Jeff Teague	6	1	49	53	15	1	0	17	0	13
Karl-Anthony Towns	33	72	1	79	45	12	68	0	67	0
Andrew Wiggins	18	2	1	71	34	1	1	0	1	0

### BY THE NUMBERS: The Wolves were...

- 43-22 when scoring 100+ points
- 3-13 when scoring less than 100
- 40-17 when shooting 45%+
- 6-18 when shooting less than 45%
- 34-5 when outshooting their foe or even
- 12-30 when being outshot
- 27-29 when committing <15 TOs
- 19-6 when committing 15+ TOs
- 40-12 when leading or tied after 3 quarters
- 6-23 when trailing after 3 quarters
- 27-31 when allowing 100+ points
- 19-4 when allowing less than 100
- 25-30 when allowing 45%+
- 21-5 when allowing less than 45%
- 32-13 when outrebounding their foe or tied
- 14-22 when being outrebounded
- 25-12 in games decided by 10+ points
- 21-23 in games decided by <10 points





## 2017-18 GAME-BY-GAME STATS

DATE	OPPONENT	FG-FGA	FG%	3P-3PA	3P%	FT-FTA	FT%	OR	DR	TR	AST	PF	STL	TO	BLK	PTS	DATE	OPPONENT	FG-FGA	FG%	3P-3PA	3P%	FT-FTA	FT%	OR	DR	TR	AST	PF	STL	TO	BLK	PTS
O18	@ San Antonio	37-85	.435	8-19	.421	17-23	.739	11	31	42	23	16	7	13	4	99	J10	OKLAHOMA CITY	39-80	.488	7-20	.350	19-27	.704	11	34	45	22	22	11	16	5	104
O20	UTAH	36-81	.444	7-22	.318	21-26	.808	10	34	44	17	17	11	16	2	100	J12	NEW YORK	49-95	.516	10-27	.370	10-16	.625	16	27	43	33	12	12	12	4	118
O22	@ Oklahoma City	43-86	.500	10-25	.400	19-23	.826	10	35	45	25	17	5	18	1	115	J14	PORTLAND	43-80	.538	7-19	.368	27-33	.818	7	31	38	21	17	12	11	3	120
O24	INDIANA	42-86	.488	9-24	.375	14-22	.636	9	18	27	27	14	9	14	4	107	J16	@ Orlando	43-98	.439	7-16	.438	9-10	.900	11	26	37	19	21	10	8	9	102
O25	@ Detroit	37-85	.435	9-25	.360	18-21	.857	7	30	37	19	19	5	14	4	101	J18	@ Houston	38-81	.469	8-24	.333	14-21	.667	8	32	40	24	16	8	11	8	98
O27	OKLAHOMA CITY	42-86	.488	8-22	.364	27-35	.771	17	27	44	23	21	5	16	7	119	J20	TORONTO	38-81	.469	7-16	.438	32-42	.762	15	29	44	21	20	4	11	3	115
O30	@ Miami	41-91	.451	11-23	.478	32-35	.914	10	30	40	20	25	16	16	4	125	J22	@ L.A. Clippers	43-91	.473	7-22	.318	33-39	.846	18	29	47	20	22	5	15	4	126
N1	@ New Orleans	41-83	.494	6-22	.273	16-24	.667	11	36	47	20	21	13	22	3	104	J24	@ Portland	45-84	.536	6-16	.375	18-22	.818	5	28	33	20	14	7	9	2	114
N4	DALLAS	43-79	.544	10-24	.417	16-20	.800	10	38	48	33	20	7	19	9	112	J25	@ Golden State	46-101	.455	6-20	.300	15-18	.833	13	30	43	25	15	9	10	3	113
N5	CHARLOTTE	38-83	.458	10-24	.417	26-30	.867	12	42	54	20	19	4	16	4	112	J27	BROOKLYN	42-96	.438	4-21	.190	23-26	.885	16	33	49	20	12	9	6	7	111
N8	@ Golden State	38-92	.413	5-24	.208	20-27	.741	9	32	41	21	14	15	14	0	101	J29	@ Atlanta	39-83	.470	7-19	.368	15-18	.833	7	28	35	24	18	15	14	5	100
N11	@ Phoenix	39-96	.406	4-20	.200	28-35	.800	19	28	47	16	21	12	11	4	110	J30	@ Toronto	42-85	.494	5-12	.417	15-24	.625	10	30	40	21	19	4	8	2	104
N13	@ Utah	37-71	.521	10-20	.500	25-29	.862	5	35	40	22	13	9	17	5	109	F1	MILWAUKEE	42-78	.538	7-19	.368	17-20	.850	4	35	39	27	15	8	14	7	108
N15	SAN ANTONIO	39-87	.448	9-18	.500	11-16	.688	11	30	41	27	16	9	7	4	98	F3	NEW ORLEANS	48-95	.505	10-21	.476	12-16	.750	12	38	50	21	13	9	15	3	118
N17	@ Dallas	39-84	.464	13-30	.433	20-23	.870	11	37	48	27	18	7	10	0	111	F7	@ Cleveland	54-93	.581	19-33	.576	11-12	.917	4	31	35	33	19	7	12	4	138
N19	DETROIT	40-78	.513	5-22	.227	12-18	.667	6	32	38	23	20	11	21	4	97	F9	@ Chicago	41-87	.471	8-22	.364	23-28	.821	11	35	46	19	22	8	14	4	113
N20	@ Charlotte	37-90	.411	6-27	.222	22-26	.846	10	28	38	13	21	8	11	6	102	F11	SACRAMENTO	37-74	.500	9-24	.375	28-32	.875	8	29	37	29	17	10	17	5	111
N22	ORLANDO	40-87	.460	8-23	.348	36-45	.800	10	32	42	22	17	9	8	3	124	F13	HOUSTON	40-84	.476	6-23	.261	22-23	.957	9	31	40	22	20	3	9	4	108
N24	MIAMI	37-84	.440	7-17	.412	16-26	.615	13	31	44	21	16	9	10	3	97	F15	L.A. LAKERS	42-90	.467	6-24	.250	29-31	.935	11	35	46	23	22	5	10	10	119
N26	PHOENIX	49-93	.527	9-21	.429	12-17	.706	19	29	48	24	14	12	14	5	119	F23	@ Houston	40-94	.426	10-26	.385	12-16	.750	16	27	43	19	22	6	11	3	102
N28	WASHINGTON	35-85	.412	10-30	.333	9-14	.643	13	36	49	27	17	3	10	1	89	F24	CHICAGO	46-94	.489	11-35	.314	19-26	.731	10	41	51	25	15	6	12	4	122
N29	@ New Orleans	47-81	.580	9-23	.391	17-19	.895	10	34	44	30	14	10	18	1	120	F26	@ Sacramento	39-76	.513	7-16	.438	33-36	.917	8	35	43	22	14	11	12	4	118
D1	@ Oklahoma City	39-76	.513	12-24	.500	17-21	.810	6	20	26	26	20	7	17	5	107	M1	@ Portland	38-85	.447	4-20	.200	19-21	.905	9	40	49	16	24	5	15	7	99
D3	L.A. CLIPPERS	38-88	.432	8-26	.308	28-31	.903	14	28	42	22	16	9	7	1	112	M2	@ Utah	38-74	.514	9-17	.529	23-31	.742	2	25	27	14	23	9	13	0	108
D4	@ Memphis	35-79	.443	4-17	.235	18-19	.947	7	27	34	17	16	9	9	2	92	M8	BOSTON	44-94	.468	12-31	.387	9-13	.692	13	34	47	24	22	3	13	3	109
D6	@ L.A. Clippers	45-82	.549	7-19	.368	16-21	.762	8	38	46	29	17	4	15	7	113	M11	GOLDEN STATE	44-95	.463	6-20	.300	15-21	.714	13	37	50	27	15	7	10	3	109
D10	DALLAS	36-72	.500	7-19	.368	18-23	.783	9	36	45	19	19	7	18	2	97	M13	@ Washington	46-87	.529	7-21	.333	17-19	.895	11	26	37	23	21	10	10	7	116
D12	PHILADELPHIA	44-108	.407	5-29	.172	19-27	.704	17	33	50	19	21	14	10	7	112	M17	@ San Antonio	39-81	.481	7-12	.583	16-20	.800	10	24	34	22	16	3	16	2	101
D14	SACRAMENTO	46-82	.561	10-21	.476	17-20	.850	8	31	39	29	19	12	10	9	119	M18	HOUSTON	45-86	.523	10-20	.500	20-26	.769	14	27	41	24	26	7	14	1	120
D16	PHOENIX	40-95	.421	9-27	.333	17-24	.708	10	21	31	21	19	14	7	8	106	M20	L.A. CLIPPERS	45-86	.523	10-25	.400	23-24	.958	6	34	40	23	21	5	11	6	123
D18	PORTLAND	42-91	.462	7-19	.368	17-21	.810	11	21	32	19	14	6	10	2	108	M23	@ New York	35-75	.467	10-26	.385	28-32	.875	6	39	45	23	15	6	15	6	108
D20	@ Denver	43-87	.494	8-24	.333	18-19	.947	8	29	37	28	20	12	9	2	112	M24	@ Philadelphia	37-96	.385	6-23	.261	28-38	.737	13	40	53	19	27	7	14	3	108
D23	@ Phoenix	42-84	.500	6-16	.375	25-29	.862	13	34	47	18	21	6	14	6	115	M26	MEMPHIS	33-79	.418	8-24	.333	19-24	.792	7	30	37	21	15	7	16	6	93
D25	@ L.A. Lakers	49-84	.583	11-32	.344	12-14	.857	7	35	42	30	13	9	15	4	121	M28	ATLANTA	48-90	.533	13-30	.433	17-21	.810	7	30	37	33	20	9	13	1	126
D27	DENVER	47-90	.522	12-29	.414	22-30	.733	7	35	42	27	26	4	6	7	128	M30	@ Dallas	35-83	.422	8-25	.320	15-17	.882	6	38	44	14	13	10	10	6	93
D28	@ Milwaukee	34-71	.479	9-28	.321	19-26	.731	6	27	33	20	14	9	19	3	96	A1	UTAH	38-90	.422	8-24	.333	13-14	.929	7	25	32	19	17	10	14	1	97
D31	@ Indiana	41-86	.477	4-19	.211	21-25	.840	13	31	44	20	20	11	8	8	107	A5	@ Denver	39-91	.429	6-24	.250	12-16	.750	12	35	47	22	19	4	8	1	96
J1	L.A. LAKERS	40-81	.494	7-20	.350	27-30	.900	7	34	41	26	24	14	17	5	114	A6	@ L.A. Lakers	43-100	.430	8-26	.308	19-26	.731	18	30	48	25	24	14	5	8	113
J3	@ Brooklyn	36-80	.450	1-11	.091	24-30	.800	7	25	32	10	12	9	8	4	97	A9	MEMPHIS	42-87	.483	7-22	.318	22-26	.846	18	34	52	27	18	10	18	7	113
J5	@ Boston	28-76	.368	7-23	.304	21-28	.750	9	34	43	15	15	6	12	5	84	A11	DENVER	42-89	.472	9-23	.391	19-25	.760	8	32	40	24	19	10	8	2	112
J6	NEW ORLEANS	44-90	.489	9-18	.500	19-21	.905																										



## 2017-18 SEASON SUPERLATIVES

### WOLVES INDIVIDUAL HIGHS

Points	56	Karl-Anthony Towns vs. Atlanta (3/28/18)
Field Goals Made	19	Karl-Anthony Towns vs. Atlanta (3/28/18)
Field Goals Attempted	33	Jimmy Butler vs. Philadelphia (12/12/17) OT
Field Goal Percentage (Min. 10 FGM)	.846	(11-13) Taj Gibson at L.A. Lakers (12/25/17)
3-Point Field Goals Made	6	(3x) MR: Karl-Anthony Towns vs. Atlanta (3/28/18)
3-Point Field Goals Attempted	9	(5x) MR: Nemanja Bjelica vs. Boston (3/8/18)
Free Throws Made	16	(3x) MR: Jeff Teague at L.A. Clippers (1/22/18)
Free Throws Attempted	18	Jimmy Butler vs. Denver (12/27/17) OT;
		Jimmy Butler at Brooklyn (1/3/18)
Free Throw Percentage (Min. 10 FTM)	1.000	(11-11) Jimmy Butler vs. L.A. Lakers (1/1/18)
Total Rebounds	23	Karl-Anthony Towns at Boston (1/5/18)
Offensive Rebounds	10	Karl-Anthony Towns vs. Brooklyn (1/27/18)
Defensive Rebounds	21	Karl-Anthony Towns at Boston (1/5/18)
Assists	15	Jeff Teague at Cleveland (2/7/18) OT
Steals	7	Tyus Jones vs. Phoenix (11/26/17)
Turnovers	7	Karl-Anthony Towns vs. Dallas (12/10/17);
		Jimmy Butler vs. L.A. Lakers (1/1/18)
Blocked Shots	6	Karl-Anthony Towns at Indiana (12/31/17)
Minutes Played	48:07	Karl-Anthony Towns vs. Philadelphia (12/12/17) OT

### OPPONENT INDIVIDUAL HIGHS

Points	40	Kyle Lowry vs. Toronto (1/20/18)
Field Goals Made	16	Anthony Davis vs. New Orleans (2/3/18);
		LeBron James at Cleveland (2/7/18) OT
Field Goals Attempted	32	Kevin Durant vs. Golden State (3/11/18)
Field Goal Percentage (Min. 10 FGM)	1.000	(11-11) Steven Adams at Oklahoma City (12/1/17)
3-Point Field Goals Made	7	(3x) MR: Klay Thompson at Golden State (1/25/18)
3-Point Field Goals Attempted	13	Eric Gordon at Houston (1/18/18)
Free Throws Made	14	James Harden vs. Houston (3/18/18)
Free Throws Attempted	16	Damian Lillard at Portland (3/1/18)
Free Throw Percentage (Min. 10 FTM)	1.000	(14-14) James Harden vs. Houston (3/18/18)
Total Rebounds	21	DeAndre Jordan at L.A. Clippers (12/6/17)
Offensive Rebounds	12	DeAndre Jordan at L.A. Clippers (12/6/17)
Defensive Rebounds	14	Dwight Howard at Charlotte (11/20/17)
Assists	16	Darren Collison vs. Indiana (10/24/17)
Steals	6	DeMarcus Cousins at New Orleans (11/1/17)
Turnovers	10	Nikola Jokic at Denver (12/20/17)
Blocked Shots	5	Marquese Chriss at Phoenix (11/11/17);
		Bismack Biyombo at Orlando (1/16/18)
Minutes Played	48:19	LeBron James at Cleveland (2/7/18) OT

### WOLVES HIGHS

Points, Game	138	at Cleveland (2/7/18) OT
Points, 1st Half	71	vs. Denver (12/27/17)
Points, 2nd Half	68	(2x) MR: at L.A. Lakers (12/25/17)
Points, 1st Quarter	37	vs. New Orleans (2/3/18)
Points, 2nd Quarter	41	vs. Indiana (10/24/17)
Points, 3rd Quarter	41	vs. Orlando (11/22/17)
Points, 4th Quarter	38	at L.A. Lakers (12/25/17)
Points, Overtime	15	at Miami (10/30/17)

Field Goals Made	54	at Cleveland (2/7/18) OT
Field Goals Attempted	108	vs. Philadelphia (12/12/17) OT
Field Goal Percentage	.583	(49-84) at L.A. Lakers (12/25/17)

3-Pt Field Goals Made	19	at Cleveland (2/7/18) OT
3-Pt Field Goals Att	35	vs. Chicago (2/24/18)
3-Pt Field Goal Pct	.583	(7-12) at San Antonio (3/17/18)

Free Throws Made	36	vs. Orlando (11/22/17)
Free Throws Attempted	45	vs. Orlando (11/22/17)
Free Throw Percentage	.958	(23-24) vs. L.A. Clippers (3/20/18)

Total Rebounds	56	vs. Cleveland (1/8/18)
Offensive Rebounds	19	(2x) MR: vs. Phoenix (11/26/17)
Defensive Rebounds	42	vs. Charlotte (11/5/17)

Assists	33	(4x) MR: vs. Atlanta (3/28/18)
Steals	16	at Miami (10/30/17) OT
Turnovers	22	at New Orleans (11/1/17)
Blocked Shots	10	vs. L.A. Lakers (2/15/18)
Personal Fouls	27	at Philadelphia (3/24/18)

### WOLVES LOWS

84	at Boston (1/5/18)
38	at Boston (1/5/18)
34	vs. Memphis (3/26/18)
16	at Dallas (3/30/18)
18	(2x) MR: vs. Boston (3/8/18)
17	vs. Denver (12/27/17)
11	vs. Memphis (3/26/18)
9	at Cleveland (2/7/18)

28	at Boston (1/5/18)
71	(2x) MR: at Milwaukee (12/28/17)
.368	(28-76) at Boston (1/5/18)

1	at Brooklyn (1/3/18)
11	at Brooklyn (1/3/18)
.091	(1-11) at Brooklyn (1/3/18)

9	(3x) MR: vs. Boston (3/8/18)
10	at Orlando (1/16/18)
.615	(16-26) vs. Miami (11/24/17)

26	at Oklahoma City (12/1/17)
2	at Utah (3/2/18)
18	vs. Indiana (10/24/17)

10	at Brooklyn (1/3/18)
3	(4x) MR: at San Antonio (3/17/18)
5	(2x) MR: at L.A. Lakers (4/6/18)
0	(3x) MR: at Utah (3/2/18)
12	(3x) MR: vs. Brooklyn (1/27/18)

### OPPONENT HIGHS

140	at Cleveland (2/7/18) OT
77	vs. Houston (3/18/18)
74	at Golden State (11/8/17)
42	at Oklahoma City (12/1/17)
40	at Detroit (10/25/17)
44	at Golden State (11/8/17)
42	vs. Houston (2/13/18)
18	vs. Philadelphia (12/12/17)

56	vs. Indiana (10/24/17)
101	vs. New Orleans (2/3/18)
.667	(56-84) vs. Indiana (10/24/17)

22	vs. Houston (2/13/18)
47	vs. Houston (2/13/18)
.568	(21-37) at Golden State (1/25/18)

31	vs. Phoenix (12/16/17)
36	(2x) MR: at Philadelphia (3/24/18)
1.000	(5-5) vs. Portland (12/18/17)

56	at Boston (1/5/18)
18	vs. New Orleans (2/3/18)
45	vs. Philadelphia (12/12/17) OT

37	(2x) MR: at Golden State (1/25/18)
13	at New Orleans (11/1/17)
27	vs. Phoenix (12/16/17)
11	at San Antonio (10/18/17)
31	vs. Orlando (11/22/17)

### OPPONENT LOWS

86	vs. San Antonio (11/15/17)
38	at Indiana (12/31/17)
32	at Dallas (11/17/17)
11	vs. Brooklyn (1/27/18)
10	vs. Portland (1/14/18)
15	at L.A. Lakers (4/6/18)
15	(2x) MR: at Dallas (11/17/17)
11	(2x) MR: at Cleveland (2/7/18)

31	at L.A. Lakers (4/6/18)
72	(4x) MR: at Brooklyn (1/3/18)
.372	(32-86) at Dallas (11/17/17)

5	(2x) MR: vs. Memphis (4/9/18)
15	at Milwaukee (12/28/17)
.167	(6-36) at Boston (1/5/18)

5	(2x) MR: at Dallas (3/30/18)
5	vs. Portland (12/18/17)
.524	(11-21) vs. Charlotte (11/5/17)

28	at New Orleans (11/29/17)
3	at Golden State (11/8/17)
20	at New Orleans (11/29/17)

13	vs. Oklahoma City (11/10/18)
0	vs. Cleveland (1/8/18)
5	at San Antonio (3/17/18)
0	(2x) MR: at New York (3/23/18)
11	vs. New Orleans (2/3/18)



## 2017-18 TOP INDIVIDUAL PERFORMANCES

### POINTS

56	Karl-Anthony Towns, 3/28 vs. Atl.
40	Andrew Wiggins, 1/22 at LAC
39	Jimmy Butler, 12/27 vs. Den.
38	Jimmy Butler, 2/9 at Chi.
38	Jimmy Butler, 12/12 vs. Phi.
37	Karl-Anthony Towns, 3/13 at Was.
37	Jimmy Butler, 12/18 vs. Por.
35	Karl-Anthony Towns, 2/13 at Hou.
35	Jimmy Butler, 2/7 at Cle.
34	Karl-Anthony Towns, 3/1 at Por.

### FIELD GOALS

19	Karl-Anthony Towns, 3/28 vs. Atl.
16	Andrew Wiggins, 1/22 at LAC
15	Jimmy Butler, 12/12 vs. Phi.
14	Jimmy Butler, 2/7 at Cle.

### FREE THROWS

16	Jeff Teague, 1/22 at LAC
16	Jimmy Butler, 1/3 at Bkn.
16	Jimmy Butler, 12/27 vs. Den.
14	Jimmy Butler, 11/11 at Pho.

### 3-PT. FIELD GOALS

6	Karl-Anthony Towns, 3/28 vs. Atl.
6	Nemanja Bjelica, 3/8 vs. Bos.
6	Karl-Anthony Towns, 2/7 at Cle.
5	Jamal Crawford, 2/24 vs. Chi.
5	Andrew Wiggins, 12/27 vs. Den.

### TOTAL REBOUNDS

23	Karl-Anthony Towns, 1/5 at Bos.
20	Karl-Anthony Towns, 3/30 at Dal.
19	Karl-Anthony Towns, 1/27 vs. Bkn.
19	Karl-Anthony Towns, 10/27 vs. OkC
18	Karl-Anthony Towns, 4/9 vs. Mem.
18	Karl-Anthony Towns, 3/18 vs. Hou.
18	Karl-Anthony Towns, 2/15 vs. LAL
17	Karl-Anthony Towns, 3/1 at Por.
17	Karl-Anthony Towns, 2/26 at Sac.
17	Karl-Anthony Towns, 1/22 at LAC
17	Karl-Anthony Towns, 11/28 vs. Was.

### OFFENSIVE REBOUNDS

10	Karl-Anthony Towns, 1/27 vs. Bkn.
7	Taj Gibson, 11/26 vs. Pho.
7	Karl-Anthony Towns, 10/27 vs. OkC
6	MR: Taj Gibson, 4/5 at Den.

### DEFENSIVE REBOUNDS

21	Karl-Anthony Towns, 1/5 at Bos.
16	Karl-Anthony Towns, 3/30 at Dal.
16	Karl-Anthony Towns, 2/15 vs. LAL
15	Karl-Anthony Towns, 3/1 at Por.

### BLOCKED SHOTS

6	Karl-Anthony Towns, 12/31 at Ind.
5	Karl-Anthony Towns, 1/18 at Hou.
5	Karl-Anthony Towns, 12/14 vs. Sac.
4	MR: K.-A. Towns, 12/27 vs. Den.

### ASSISTS

15	Jeff Teague, 2/7 at Cle.
12	Jeff Teague, 3/20 vs. LAC
12	Jeff Teague, 11/5 vs. Cha.
11	Jeff Teague, 3/18 vs. Hou.
11	Jeff Teague, 11/22 vs. Orl.
11	Jeff Teague, 10/30 at Mia.
10	MR: Jeff Teague, 3/11 vs. G.S.

### STEALS

7	Tyus Jones, 11/26 vs. Pho.
6	Jeff Teague, 10/30 at Mia.
5	Jimmy Butler, 1/16 at Orl.
5	Tyus Jones, 12/28 at Mil.
5	Jimmy Butler, 11/19 vs. Det.
5	Jimmy Butler, 10/20 vs. Utah

### TURNOVERS

7	Jimmy Butler, 1/1 vs. LAL
7	Karl-Anthony Towns, 12/10 vs. Dal.
6	Karl-Anthony Towns, 11/29 at N.O.
6	Jeff Teague, 11/11 at Pho.
6	Jeff Teague, 10/27 vs. OkC

### MINUTES PLAYED

48	Karl-Anthony Towns, 12/12 vs. Phi.
46	Jimmy Butler, 2/7 at Cle.
46	Jimmy Butler, 12/12 vs. Phi.
45	Nemanja Bjelica, 3/2 at Utah
44	Karl-Anthony Towns, 3/30 at Dal.





## 2017-18 INDIVIDUAL HIGHS

PLAYER	MINUTES	FIELD GOALS	FREE THROWS	OFFENSIVE	---- REBOUNDS ----		ASSISTS	STEALS	TURNOVERS	BLOCKED SHOTS	POINTS
					DEFENSIVE	TOTAL					
<b>COLE ALDRICH</b>	12 MAR. 24 at Phil.	2 MAR. 24 at Phil.	1 (2) JAN. 24 at Port.	2 DEC. 31 at Ind.	5 MAR. 24 at Phil.	5 MAR. 24 at Phil.	1 (3) APR. 9 vs Mem.	1 (2) DEC. 14 vs Sac.	1 DEC. 31 at Ind.	1 FEB. 1 vs Milw.	4 MAR. 24 at Phil.
<b>NEMANJA BJELICA</b>	45C MAR. 2 at Utah	11C MAR. 8 vs Bos.	4 MAR. 2 at Utah	3 JAN. 22 at LA-C	11C MAR. 1 at Port.	12 (2) MAR. 8 vs Bos.	7C MAR. 13 at Wash.	4C FEB. 26 at Sac.	3 (2) MAR. 13 at Wash.	2 (3) APR. 9 vs Mem.	30C MAR. 8 vs Bos.
<b>AARON BROOKS</b>	21 DEC. 31 at Ind.	4 APR. 1 vs Utah	2 (3) APR. 1 vs Utah	2 JAN. 8 vs Clev.	1 (10) APR. 1 vs Utah	3 JAN. 8 vs Clev.	2 (5) APR. 1 vs Utah	1 (6) FEB. 1 vs Milw.	2 (2) FEB. 1 vs Milw.	0	12 APR. 1 vs Utah
<b>ANTHONY BROWN</b>	4 APR. 1 vs Utah	1 APR. 1 vs Utah	0	0	0	0	1 APR. 1 vs Utah	0	0	0	3 APR. 1 vs Utah
<b>JIMMY BUTLER</b>	46 (2) FEB. 7 at Clev.	15T DEC. 12 vs Phil.	16 (2) JAN. 3 at Brk.	5 (2) JAN. 6 vs N.O.	9 NOV. 19 vs Det.	10 NOV. 19 vs Det.	10 (2) NOV. 28 vs Wash.	5 (3) JAN. 16 at Orl.	7T JAN. 1 vs LA-L	3 FEB. 15 vs LA-L	39 DEC. 27 vs Den.
<b>JAMAL CRAWFORD</b>	33 MAR. 20 vs LA-C	11 MAR. 30 at Dall.	6 (2) NOV. 20 at Cha.	1 (21) APR. 9 vs Mem.	4 NOV. 4 vs Dall.	4 NOV. 4 vs Dall.	9 OCT. 24 vs Ind.	3 (2) JAN. 1 vs LA-L	4 (2) MAR. 24 at Phil.	1 (9) APR. 5 at Den.	24 MAR. 30 at Dall.
<b>GORGUI DIENG</b>	37 NOV. 29 at N.O.	8 NOV. 29 at N.O.	9 NOV. 5 vs Cha.	4 (3) APR. 6 at LA-L	8 (4) MAR. 24 at Phil.	11 (2) MAR. 24 at Phil.	5 NOV. 29 at N.O.	4 (2) DEC. 14 vs Sac.	3 FEB. 13 vs Hou.	2 (9) MAR. 24 at Phil.	19 NOV. 29 at N.O.
<b>MARCUS-GEORGES HUNT</b>	29C JAN. 20 vs Tor.	3C(2) MAR. 24 at Phil.	5C(2) MAR. 24 at Phil.	2C(2) JAN. 20 vs Tor.	2 MAR. 24 at Phil.	3 (2) JAN. 20 vs Tor.	2T JAN. 20 vs Tor.	2C MAR. 24 at Phil.	1T(3) JAN. 22 at LA-C	0T	12C JAN. 20 vs Tor.
<b>TAJ GIBSON</b>	43 MAR. 26 vs Mem.	11 (2) FEB. 15 vs LA-L	8T(3) MAR. 23 at N.Y.	7 NOV. 26 vs Phoe.	11 JAN. 8 vs Clev.	14 (3) APR. 5 at Den.	4 (4) JAN. 18 at Hou.	4T(2) JAN. 29 at Atl.	4 (3) MAR. 17 at S.A.	3 (3) APR. 6 at LA-L	28C FEB. 15 vs LA-L
<b>TYUS JONES</b>	42C NOV. 29 at N.O.	6T(4) APR. 1 vs Utah	5 (2) MAR. 23 at N.Y.	2 (2) JAN. 20 vs Tor.	4 (8) MAR. 23 at N.Y.	6C NOV. 24 vs Miami	9 MAR. 28 vs Atl.	7C NOV. 26 vs Phoe.	4C JAN. 3 at Brk.	2T NOV. 26 vs Phoe.	16 NOV. 29 at N.O.
<b>SHABAZZ MUHAMMAD</b>	31 OCT. 24 vs Ind.	7 OCT. 24 vs Ind.	5 JAN. 20 vs Tor.	2 (3) NOV. 24 vs Miami	4 NOV. 5 vs Cha.	5 NOV. 24 vs Miami	1 (7) NOV. 26 vs Phoe.	1 (5) NOV. 24 vs Miami	1 (5) FEB. 23 at Hou.	1T(2) NOV. 1 at N.O.	14 OCT. 24 vs Ind.
<b>JUSTIN PATTON</b>	4C APR. 1 vs Utah	1C APR. 1 vs Utah	0C	0C	0C	0C	0C	1C APR. 1 vs Utah	0C	0C	2C APR. 1 vs Utah

"C" indicates a new career-high, "T" a tied career-high. Numbers in parentheses indicate the number of games in which a player or team has reached a given total (if more than one).



## 2017-18 INDIVIDUAL HIGHS

PLAYER	MINUTES	FIELD GOALS	FREE THROWS	OFFENSIVE	---- REBOUNDS ----		ASSISTS	STEALS	TURNOVERS	BLOCKED SHOTS	POINTS
					DEFENSIVE	TOTAL					
<b>DERRICK ROSE</b> <i>Cle.-Utah-Min.</i>	31 (2) OCT. 29 vs N.Y.	9 NOV. 1 vs Ind.	62 OCT. 20 at Milw.	3 (2) NOV. 5 vs Atl.	4 (2) NOV. 1 vs Ind.	3 (5) NOV. 1 vs Ind.	2 APR. 9 vs Mem.	4 (4) OCT. 20 at Milw.	1 (4) JAN. 23 at S.A.	20 FEB. 3 vs Hou.	NOV. 3 at Wash.
<b>DERRICK ROSE</b> <i>Min.</i>	22 APR. 9 vs Mem.	6 MAR. 18 vs Hou.	2 (2) APR. 9 vs Mem.	1 (3) MAR. 18 vs Hou.	1 (3) APR. 11 vs Den.	1 (6) APR. 11 vs Den.	3 (2) APR. 9 vs Mem.	1 (4) APR. 11 vs Den.	2 (2) APR. 9 vs Mem.	0	14 MAR. 18 vs Hou.
<b>JEFF TEAGUE</b>	43 APR. 11 vs Den.	10 FEB. 13 vs Hou.	16C JAN. 22 at LA-C	2 (4) JAN. 30 at Tor.	7 (2) FEB. 24 vs Chi.	7 (3) FEB. 24 vs Chi.	15 FEB. 7 at Clev.	6T OCT. 30 at Miami	6 (2) NOV. 11 at Phoe.	3T(2) DEC. 16 vs Phoe.	30 JAN. 22 at LA-C
<b>KARL-ANTHONY TOWNS</b>	48T DEC. 12 vs Phil.	19C MAR. 28 vs Atl.	12 MAR. 28 vs Atl.	10C JAN. 27 vs Brk.	21C JAN. 5 at Bos.	23C JAN. 5 at Bos.	9 JAN. 12 vs N.Y.	4C DEC. 12 vs Phil.	7T DEC. 10 vs Dall.	6T DEC. 31 at Ind.	56C MAR. 28 vs Atl.
<b>ANDREW WIGGINS</b>	43 (2) MAR. 30 at Dall.	16T JAN. 22 at LA-C	7 (2) NOV. 22 vs Orl.	5T APR. 6 at LA-L	11C MAR. 23 at N.Y.	11C MAR. 23 at N.Y.	5 (4) APR. 6 at LA-L	4 NOV. 8 at G.S.	5 (2) FEB. 9 at Chi.	3T(3) MAR. 20 vs LA-C	40 JAN. 22 at LA-C

"C" indicates a new career-high, "T" a tied career-high. Numbers in parentheses indicate the number of games in which a player or team has reached a given total (if more than one).



# 2018 PLAYOFFS





## 2018 PLAYER POSTSEASON STATISTICS

PLAYER	G-GS	MIN	- FIELD GOALS -			- 3-POINT FG -			- FREE THROWS -			- REBOUNDS -			AST	PF	STL	BLK	PTS	AVG
			FG	FGA	PCT	FG	FGA	PCT	FT	FTA	PCT	OFF	DEF	TOT						
Butler	5-5	170	28	63	.444	8	17	.471	15	18	.833	3	27	30	20	9	4	1	79	15.8
Wiggins	5-5	164	30	68	.441	7	21	.333	12	20	.600	5	21	26	10	14	2	2	79	15.8
Towns	5-5	170	28	60	.467	3	11	.273	17	23	.739	15	52	67	11	14	2	5	76	15.2
Rose	5-0	119	29	57	.509	7	10	.700	6	7	.857	1	8	9	13	9	2	0	71	14.2
Teague	5-5	153	23	51	.451	7	18	.389	12	17	.706	3	15	18	29	19	3	2	65	13.0
Crawford	5-0	123	21	47	.447	7	17	.412	10	13	.769	1	12	13	12	6	5	0	59	11.8
Gibson	5-5	123	14	22	.636	0	0	---	3	3	1.000	7	13	20	2	8	1	2	31	6.2
Bjelica	5-0	47	7	16	.438	4	7	.571	5	7	.714	4	11	15	3	6	3	0	23	4.6
Dieng	5-0	70	6	18	.333	2	5	.400	3	4	.750	3	15	18	4	6	2	4	17	3.4
Brooks	2-0	3	2	3	.667	0	1	.000	0	2	.000	0	0	0	0	0	0	0	4	2.0
Jones	4-0	55	2	7	.286	0	2	.000	0	0	---	0	9	9	8	0	1	0	4	1.0
Georges-Hunt	2-0	3	0	1	.000	0	0	---	0	0	---	1	0	1	0	0	0	0	0	0.0
<b>TIMBERWOLVES</b>		<b>1200</b>	<b>190</b>	<b>413</b>	<b>.460</b>	<b>45</b>	<b>109</b>	<b>.413</b>	<b>83</b>	<b>114</b>	<b>.728</b>	<b>43</b>	<b>183</b>	<b>226</b>	<b>112</b>	<b>91</b>	<b>25</b>	<b>16</b>	<b>508</b>	<b>101.6</b>
<b>ROCKETS</b>		<b>1200</b>	<b>196</b>	<b>440</b>	<b>.445</b>	<b>75</b>	<b>217</b>	<b>.346</b>	<b>85</b>	<b>114</b>	<b>.746</b>	<b>45</b>	<b>171</b>	<b>216</b>	<b>104</b>	<b>88</b>	<b>34</b>	<b>31</b>	<b>552</b>	<b>110.4</b>

PLAYER	SINGLE-GAME HIGHS							AVERAGE PER GAME							CAREER HIGHS (C=SET, T=TIED THIS SEASON)						
	MIN	REB	AST	ST	TO	BL	PTS	MIN	REB	AST	STL	TO	BLK	PTS	FG	FGA	FT	FTA	REB	AST	PTS
Butler	41	9	5	2	3	1	28	34.1	6.0	4.0	0.8	1.0	0.2	15.8	12	22	19	23	14	9	33
Wiggins	37	8	5	1	3	1	20	32.8	5.2	2.0	0.4	1.8	0.4	15.8	7C	15C	3C	6C	8C	5C	20C
Towns	40	16	4	1	5	2	23	34.0	13.4	2.2	0.4	2.4	1.0	15.2	9C	15C	7C	7C	16C	4C	23C
Rose	32	6	4	2	4	0	17	23.8	1.8	2.6	0.4	1.6	0.0	14.2	16	32	19	21	11	12	44
Teague	41	9	8	1	5	1	23	30.6	3.6	5.8	0.6	2.8	0.4	13.0	11	24	9	11	9C	14	30
Crawford	29	4	4	3	3	0	20	24.6	2.6	2.4	1.0	1.0	0.0	11.8	10	25	12	13	5	6	32
Gibson	32	6	1	1	2	1	10	24.6	4.0	0.4	0.2	0.8	0.4	6.2	13	17	8	10	12	3	32
Bjelica	19	8	2	2	1	0	16	9.4	3.0	0.6	0.6	0.2	0.0	4.6	5C	9C	4C	5C	8C	2C	16C
Dieng	24	6	2	2	1	3	7	14.1	3.6	0.8	0.4	0.2	0.8	3.4	2C	8C	3C	4C	6C	2C	7C
Brooks	2	0	0	0	0	0	4	1.3	0.0	0.0	0.0	0.0	0.0	2.0	12	20	7	8	5	7	34
Jones	29	5	3	1	1	0	2	13.7	2.3	2.0	0.3	0.3	0.0	1.0	1C	5C	0C	0C	5C	3C	2C
Georges-Hunt	2	1	0	0	0	0	0	1.4	0.5	0.0	0.0	0.0	0.0	0.0	0C	1C	0C	0C	1C	0C	0C
<b>TEAM</b>	<b>200</b>	<b>44</b>	<b>20</b>	<b>11</b>	<b>16</b>	<b>8</b>	<b>91</b>	<b>200.0</b>	<b>34.0</b>	<b>15.8</b>	<b>7.70</b>	<b>12.9</b>	<b>4.50</b>	<b>73.2</b>	<b>40</b>	<b>82</b>	<b>38</b>	<b>46</b>	<b>45</b>	<b>27</b>	<b>103</b>
<b>OPPONENTS</b>	<b>200</b>	<b>36</b>	<b>22</b>	<b>11</b>	<b>21</b>	<b>5</b>	<b>81</b>	<b>200.0</b>	<b>29.4</b>	<b>15.0</b>	<b>7.20</b>	<b>13.7</b>	<b>3.30</b>	<b>70.7</b>	<b>37</b>	<b>78</b>	<b>29</b>	<b>32</b>	<b>45</b>	<b>25</b>	<b>96</b>



## 2018 PLAYOFFS VS. HOUSTON

**FIRST ROUND:** Houston wins series, 4-1

### GAME 1 – APRIL 15 AT TOYOTA CENTER

	1	2	3	4		FINAL	Attendance – 18,055	Time – 2:21	
Minnesota	21	26	25	29	—	101	HIGH SCORER Wiggins 18	HIGH REB. Towns 12	HIGH ASSIST Teague 8
Houston	27	27	22	28	—	104	Harden 44	Capela 12	Harden 8

### GAME 2 – APRIL 18 AT TOYOTA CENTER

	1	2	3	4		FINAL	Attendance – 18,055	Time – 2:17	
Minnesota	23	17	18	24	—	82	HIGH SCORER Bjelica 16	HIGH REB. Towns 10	HIGH ASSIST Jones/Wiggins 3
Houston	18	37	25	22	—	102	Paul 27	Capela 16	Paul 8

### GAME 3 – APRIL 21 AT TARGET CENTER

	1	2	3	4		FINAL	Attendance – 18,978	Time – 2:16	
Houston	28	23	24	30	—	105	HIGH SCORER Butler 28	HIGH REB. Towns 16	HIGH ASSIST Teague 8
Minnesota	27	25	35	34	—	121	Harden 29	Capela 11	Harden 7

### GAME 4 – APRIL 23 AT TARGET CENTER

	1	2	3	4		FINAL	Attendance – 18,978	Time – 2:14	
Houston	21	29	50	19	—	119	HIGH SCORER Harden 36	HIGH REB. Capela 17	HIGH ASSIST Paul 6
Minnesota	21	28	20	31	—	110	Towns 22	Towns 15	Butler/Teague 5

### GAME 5 – APRIL 25 AT TOYOTA CENTER

	1	2	3	4		FINAL	Attendance – 18,055	Time – 2:15	
Minnesota	26	33	15	30	—	104	HIGH SCORER Towns 23	HIGH REB. Towns 14	HIGH ASSIST Teague 7
Houston	25	30	30	37	—	122	Capela 26	Capela 15	Harden 12



## 2018 PLAYOFF STATS VS. ROCKETS (1-4)

PLAYER	G-GS	MIN	- FIELD GOALS -			- 3-POINT FG -			- FREE THROWS -			- REBOUNDS -			AST	PF	STL	BLK	PTS	AVG
			FG	FGA	PCT	FG	FGA	PCT	FT	FTA	PCT	OFF	DEF	TOT						
Butler	5-5	170	28	63	.444	8	17	.471	15	18	.833	3	27	30	20	9	4	1	79	15.8
Wiggins	5-5	164	30	68	.441	7	21	.333	12	20	.600	5	21	26	10	14	2	2	79	15.8
Towns	5-5	170	28	60	.467	3	11	.273	17	23	.739	15	52	67	11	14	2	5	76	15.2
Rose	5-0	119	29	57	.509	7	10	.700	6	7	.857	1	8	9	13	9	2	0	71	14.2
Teague	5-5	153	23	51	.451	7	18	.389	12	17	.706	3	15	18	29	19	3	2	65	13.0
Crawford	5-0	123	21	47	.447	7	17	.412	10	13	.769	1	12	13	12	6	5	0	59	11.8
Gibson	5-5	123	14	22	.636	0	0	---	3	3	1.000	7	13	20	2	8	1	2	31	6.2
Bjelica	5-0	47	7	16	.438	4	7	.571	5	7	.714	4	11	15	3	6	3	0	23	4.6
Dieng	5-0	70	6	18	.333	2	5	.400	3	4	.750	3	15	18	4	6	2	4	17	3.4
Brooks	2-0	3	2	3	.667	0	1	.000	0	2	.000	0	0	0	0	0	0	0	4	2.0
Jones	4-0	55	2	7	.286	0	2	.000	0	0	---	0	9	9	8	0	1	0	4	1.0
Georges-Hunt	2-0	3	0	1	.000	0	0	---	0	0	---	1	0	1	0	0	0	0	0	0.0
<b>TIMBERWOLVES</b>		<b>1200</b>	<b>190</b>	<b>413</b>	<b>.460</b>	<b>45</b>	<b>109</b>	<b>.413</b>	<b>83</b>	<b>114</b>	<b>.728</b>	<b>43</b>	<b>183</b>	<b>226</b>	<b>112</b>	<b>91</b>	<b>25</b>	<b>16</b>	<b>508</b>	<b>101.6</b>
<b>ROCKETS</b>		<b>1200</b>	<b>196</b>	<b>440</b>	<b>.445</b>	<b>75</b>	<b>217</b>	<b>.346</b>	<b>85</b>	<b>114</b>	<b>.746</b>	<b>45</b>	<b>171</b>	<b>216</b>	<b>104</b>	<b>88</b>	<b>34</b>	<b>31</b>	<b>552</b>	<b>110.4</b>

HISTORY  
HISTORY  
HISTORY





## 2016-17

RECORD: 31-51



**BACK ROW (L-R):** Player Development Coach Vince Legarza, Nemanja Bjelica, Jordan Hill, Gorgui Dieng, Karl-Anthony Towns, Cole Aldrich, Adreian Payne, Lance Stephenson

**MIDDLE ROW (L-R):** Head Video Coordinator Sam Newman-Beck, Shabazz Muhammad, Kris Dunn, Ricky Rubio, Andrew Wiggins, Brandon Rush, Zach LaVine, Tyus Jones, Special Assistant to the President of Basketball Operations Daisuke Yoshimoto, Shooting Coach Peter Patton

**FRONT ROW (L-R):** Assistant Coach Andy Greer, Assistant Coach Rick Brunson, Head Coach/President of Basketball Operations Tom Thibodeau, Assistant Coach Ryan Saunders, Assistant Coach Ed Pinckney

PLAYER	G-GS	MIN	FG	FGA	PCT	FG	FGA	PCT	FT	FTA	PCT	OFF	DEF	TOT	AST	PF	STL	BLK	PTS	AVG
Towns	82-82	3031	802	1480	.542	101	275	.367	356	428	.832	296	711	1007	220	241	56	103	2061	25.1
Wiggins	82-82	3048	709	1570	.452	103	289	.356	412	542	.760	102	226	328	189	183	82	30	1933	23.6
LaVine	47-47	1749	326	710	.459	120	310	.387	117	140	.836	19	141	160	139	104	41	10	889	18.9
Rubio	75-75	2469	261	650	.402	60	196	.306	254	285	.891	68	237	305	682	202	128	10	836	11.1
Dieng	82-82	2653	332	661	.502	16	43	.372	136	167	.814	188	459	647	158	254	88	95	816	10.0
Muhammad	78-1	1516	288	598	.482	49	146	.336	147	190	.774	84	136	220	35	86	22	6	772	9.9
Bjelica	65-1	1190	151	356	.424	56	177	.316	45	61	.738	57	187	244	79	154	40	20	403	6.2
Casspi (TOT)	36-2	642	77	165	.467	15	43	.349	17	29	.586	27	85	112	37	50	23	3	186	5.2
Casspi (MIN)	13-0	222	19	39	.487	2	10	.200	5	8	.625	6	14	20	11	24	13	2	45	3.5
Rush	47-33	1030	70	187	.374	44	114	.386	13	18	.722	16	83	99	45	42	22	23	197	4.2
Dunn	78-7	1333	118	313	.377	21	73	.288	36	59	.610	24	142	166	188	178	78	36	293	3.8
Payne	18-0	135	23	54	.426	3	15	.200	14	19	.737	9	24	33	7	32	8	7	63	3.5
Stephenson	6-0	67	10	21	.476	0	2	.000	1	2	.500	0	10	10	5	2	0	0	21	3.5
Jones	60-0	774	75	181	.414	26	73	.356	33	43	.767	10	57	67	156	50	48	5	209	3.5
Hill	7-0	47	5	13	.385	0	0	---	2	2	1.000	8	6	14	0	9	1	0	12	1.7
Aldrich	62-0	531	45	86	.523	0	0	---	15	22	.682	51	107	158	25	85	25	23	105	1.7
Lucas	5-0	11	1	4	.250	0	1	.000	0	0	---	0	0	0	1	0	2	0	2	0.4
<b>TIMBERWOLVES</b>	<b>82</b>	<b>19805</b>	<b>3235</b>	<b>6923</b>	<b>.467</b>	<b>601</b>	<b>1724</b>	<b>.349</b>	<b>1586</b>	<b>1986</b>	<b>.799</b>	<b>938</b>	<b>2540</b>	<b>3478</b>	<b>1940</b>	<b>1646</b>	<b>654</b>	<b>370</b>	<b>8657</b>	<b>105.6</b>
<b>OPPONENTS</b>	<b>82</b>	<b>19805</b>	<b>3246</b>	<b>6829</b>	<b>.475</b>	<b>811</b>	<b>2213</b>	<b>.366</b>	<b>1445</b>	<b>1881</b>	<b>.768</b>	<b>806</b>	<b>2508</b>	<b>3314</b>	<b>1896</b>	<b>1681</b>	<b>629</b>	<b>413</b>	<b>8748</b>	<b>106.7</b>



## 2016-17 SCHEDULE & RESULTS

G#	DATE	OPPONENT	WOLVES/OPP	W-L	HIGH POINTS	HIGH REBOUNDS	ATTEND.
1	Oct 26	@Memphis	L 98-102	0-1	Wiggins-25	Dieng-14	18,119
2	Oct 29	@Sacramento	L103-106	0-2	Wiggins-29	Dieng-13	17,608
3	Nov 1	MEMPHIS	W116- 80	1-2	LaVine-31	Towns-11	14,774
4	Nov 3	DENVER	L 99-102	1-3	Towns-32	Towns-14	11,219
5	Nov 5	@Oklahoma City	L 92-112	1-4	Towns-33	Dieng-8	18,203
6	Nov 8	@Brooklyn	L110-119	1-5	Wiggins-36	Wiggins-8	13,610
7	Nov 9	@Orlando	W123-107	2-5	LaVine-37	Dieng/Towns-11	17,102
8	Nov 12	L.A. CLIPPERS	L105-119	2-6	Towns-24	Towns-10	14,494
9	Nov 13	L.A. LAKERS	W125- 99	3-6	Wiggins-47	Towns-12	14,432
10	Nov 15	CHARLOTTE	L108-115	3-7	Wiggins-29	Dieng-11	10,349
11	Nov 17	PHILADELPHIA	W110- 86	4-7	Wiggins-35	Dieng/Towns/Wiggins-10	16,866
12	Nov 19	@Memphis	L 71- 93	4-8	LaVine-22	Dieng-11	17,112
13	Nov 21	BOSTON	L 93- 99	4-9	Towns-27	Towns-18	13,167
14	Nov 23	@New Orleans	L 96-117	4-10	LaVine-26	Towns-11	15,555
15	Nov 25	@Phoenix	W 98- 85	5-10	Wiggins-25	Towns-10	16,728
16	Nov 26	@Golden State	L102-115	5-11	LaVine-31	Towns-9	19,596
17	Nov 28	UTAH	L103-112	5-12	LaVine-28	Towns-12	9,384
18	Nov 30	NEW YORK	L104-106	5-13	Towns-47	Towns-18	13,987
19	Dec 2	@New York	L114-118	5-14	LaVine-23	Aldrich-12	19,812
20	Dec 3	@Charlotte	W125-120(OT)	6-14	Wiggins-29	Towns-15	16,982
21	Dec 6	SAN ANTONIO	L 91-105	6-15	LaVine-25	Towns-14	12,585
22	Dec 8	@Toronto	L110-124	6-16	LaVine-29	Towns-11	19,800
23	Dec 9	DETROIT	L 90-117	6-17	Wiggins-16	Towns-12	14,109
24	Dec 11	GOLDEN STATE	L108-116	6-18	LaVine/Towns/Wiggins-25	Towns-18	18,452
25	Dec 13	@Chicago	W 99- 94	7-18	LaVine-24	Towns-11	21,146
26	Dec 17	HOUSTON	L109-111(OT)	7-19	Towns-41	Towns-16	14,689
27	Dec 19	PHOENIX	W115-108	8-19	Towns-28	Towns-15	12,008
28	Dec 21	@Atlanta	W 92- 84	9-19	Wiggins-19	Towns-18	17,578
29	Dec 23	SACRAMENTO	L105-109	9-20	LaVine-40	Towns-13	13,288
30	Dec 25	@Oklahoma City	L100-112	9-21	Towns-26	Towns-8	18,203
31	Dec 26	ATLANTA	W104- 90	10-21	Towns-22	Towns-11	15,617
32	Dec 28	@Denver	L103-105	10-22	Wiggins-25	Towns-11	15,093
33	Dec 30	MILWAUKEE	W116- 99	11-22	Wiggins-31	Towns-16	17,779
34	Jan 1	PORTLAND	L 89- 95	11-23	Wiggins-24	Towns-13	15,804
35	Jan 3	@Philadelphia	L 91- 93	11-24	LaVine-28	Towns-16	17,124
36	Jan 6	@Washington	L105-112	11-25	Wiggins-41	Dieng-11	18,686
37	Jan 7	UTAH	L 92- 94	11-26	LaVine-24	Towns-15	13,945
38	Jan 9	DALLAS	W101- 92	12-26	Towns-34	Towns-11	9,625
39	Jan 11	HOUSTON	W119-105	13-26	Wiggins-28	Towns-18	13,858
40	Jan 13	OKLAHOMA CITY	W 96- 86	14-26	Towns-29	Towns-17	16,644
41	Jan 15	@Dallas	L 87- 98	14-27	Dieng-21	Towns-9	19,655

G#	DATE	OPPONENT	WOLVES/OPP	W-L	HIGH POINTS	HIGH REBOUNDS	ATTEND.
42	Jan 17	@San Antonio	L114-122	14-28	Towns-27	Towns-16	18,418
43	Jan 19	@L.A. Clipper	W104-101	15-28	Towns-37	Towns-12	19,060
44	Jan 22	DENVER	W111-108	16-28	Towns-32	Towns-12	12,788
45	Jan 24	@Phoenix	W112-111	17-28	Wiggins-31	Towns-10	17,241
46	Jan 26	INDIANA	L103-109	17-29	Towns-33	Towns-10	14,862
47	Jan 28	BROOKLYN	W129-109	18-29	Towns-37	Towns-13	14,798
48	Jan 30	ORLANDO	W111-105(OT)	19-29	Wiggins-27	Dieng-14	11,124
49	Feb 1	@Cleveland	L 97-125	19-30	Towns-26	Towns-12	20,562
50	Feb 3	@Detroit	L108-116	19-31	Towns-24	Dieng-12	16,934
51	Feb 4	MEMPHIS	L 99-107	19-32	Towns-27	Towns-15	15,081
52	Feb 6	MIAMI	L113-115	19-33	Towns-35	Towns-8	12,502
53	Feb 8	TORONTO	W112-109	20-33	Wiggins-31	Towns-14	13,832
54	Feb 10	NEW ORLEANS	L106-122	20-34	Towns-36	Dieng/Towns-8	16,093
55	Feb 12	CHICAGO	W117- 89	21-34	Wiggins-27	Dieng-13	19,356
56	Feb 14	CLEVELAND	L108-116	21-35	Wiggins-41	Dieng-10	17,738
57	Feb 15	@Denver	W112- 99	22-35	Wiggins-40	Towns-19	13,924
58	Feb 24	DALLAS	W 97- 84	23-35	Wiggins-27	Towns-18	15,948
59	Feb 25	@Houston	L130-142	23-36	Towns-37	Towns-22	18,055
60	Feb 27	@Sacramento	W102- 88	24-36	Towns-29	Towns-17	17,608
61	Mar 1	@Utah	W107- 80	25-36	Towns-21	Towns-15	19,127
62	Mar 4	@San Antonio	L 90- 97(OT)	25-37	Towns-24	Towns-14	18,418
63	Mar 8	L.A. CLIPPERS	W107- 91	26-37	Towns-29	Towns-14	14,933
64	Mar 10	GOLDEN STATE	W103-102	27-37	Wiggins-24	Bjelica-12	20,412
65	Mar 11	@Milwaukee	L 95-102	27-38	Towns-35	Towns-14	18,717
66	Mar 13	WASHINGTON	W119-104	28-38	Towns-39	Towns-13	15,747
67	Mar 15	@Boston	L104-117	28-39	Rubio-23	Towns-14	18,624
68	Mar 17	@Miami	L105-123	28-40	Towns-31	Towns-11	19,600
69	Mar 19	@New Orleans	L109-123	28-41	Towns-33	Dieng-9	16,111
70	Mar 21	SAN ANTONIO	L 93-100	28-42	Towns-25	Towns-15	13,742
71	Mar 24	@L.A. Lakers	L119-130(OT)	28-43	Wiggins-36	Towns-14	18,997
72	Mar 25	@Portland	L100-112	28-44	Wiggins-20	Dieng-7	19,580
73	Mar 28	@Indiana	W115-114	29-44	Towns-37	Towns-12	17,534
74	Mar 30	L.A. LAKERS	W119-104	30-44	Rubio-33	Dieng-15	18,179
75	Apr 1	SACRAMENTO	L117-123	30-45	Wiggins-32	Towns-11	18,960
76	Apr 3	PORTLAND	W110-109	31-45	Towns-34	Towns-12	14,677
77	Apr 4	@Golden State	L107-121	31-46	Muhammad/Wiggins-24	Muhammad-11	19,596
78	Apr 6	@Portland	L 98-105	31-47	Wiggins-36	Towns-16	19,393
79	Apr 7	@Utah	L113-120	31-48	Towns-32	Towns-13	19,911
80	Apr 9	@L.A. Lakers	L109-110	31-49	Wiggins-41	Towns-21	18,997
81	Apr 11	OKLAHOMA CITY	L 98-100	31-50	Towns-26	Towns-12	19,356
82	Apr 12	@Houston	L118-123	31-51	Towns-28	Towns-21	18,055



## 2015-16

RECORD: 29-53



**BACK ROW (L-R):** Coaching Intern Gary Trent, Player Development Assistant and Player Development Video Coordinator Vince Legarza, Adreian Payne, Nemanja Bjelica, Gorgui Dieng, Karl-Anthony Towns, Kevin Garnett, Nikola Pekovic, Greg Smith, Damjan Rudež, Director of Athletic Therapy Mark Kyger

**MIDDLE ROW (L-R):** Director of Sports Performance Koichi Sato, Manager of Team Travel/Facility Coordinator Bill Hohenecker, Head Video Coordinator Sam Newman-Beck, Assistant Athletic Trainer/Assistant of Sports Performance Dave Crewe, Ricky Rubio, Shabazz Muhammad, Tayshaun Prince, Andrew Wiggins, Zach LaVine, Tyus Jones, Assistant Athletic Trainer/Assistant of Sports Performance Brice Long, Head Athletic Trainer Gregg Farnam, Director of Security Bob Goedderz

**FRONT ROW (LL-R):** Vice President of Sports Performance Annie Kander, Assistant Coach David Adelman, Assistant Coach Sid Lowe, Interim Head Coach Sam Mitchell, Owner Glen Taylor, General Manager Milt Newton, Assistant Coach Chad Ryan Saunders, Assistant Coach Bryan Gates

	FIELD GOALS					3-POINT FG			FREE THROWS			REBOUNDS									
PLAYER	G-GS	MIN	FG	FGA	PCT	FG	FGA	PCT	FT	FTA	PCT	OFF	DEF	TOT	AST	PF	STL	BLK	PTS	AVG	
Wiggins	81-81	2845	594	1294	.459	57	190	.300	430	565	.761	106	186	292	164	165	78	46	1675	20.7	
Towns	82-82	2627	625	1153	.542	30	88	.341	223	275	.811	228	629	857	161	245	58	138	1503	18.3	
LaVine	82-33	2294	433	959	.452	123	316	.389	161	203	.793	27	201	228	251	193	69	17	1150	14.0	
Martin	39-12	834	126	334	.377	38	103	.369	125	142	.880	10	71	81	46	68	17	1	415	10.6	
Muhammad	82-0	1682	317	681	.465	44	152	.289	185	242	.764	100	167	267	52	94	24	7	863	10.5	
Dieng	82-39	2220	308	579	.532	6	20	.300	205	248	.827	157	428	585	143	219	94	96	827	10.1	
Rubio	76-76	2323	219	586	.374	62	190	.326	266	314	.847	40	286	326	657	201	162	10	766	10.1	
Bjelica	60-0	1075	110	235	.468	48	125	.384	40	55	.727	49	161	210	83	154	26	21	308	5.1	
Pekovic	12-3	156	19	50	.380	0	0	---	16	20	.800	7	14	21	11	22	1	0	54	4.5	
Jones	37-0	573	56	156	.359	16	53	.302	28	39	.718	7	40	47	108	33	31	3	156	4.2	
Miller	26-0	280	36	58	.621	1	4	.250	15	19	.789	6	18	24	58	32	9	0	88	3.4	
Garnett	38-38	556	54	115	.470	0	1	.000	14	21	.667	15	135	150	62	70	28	10	122	3.2	
Prince	77-44	1462	102	229	.445	4	23	.174	13	19	.684	32	115	147	74	62	36	13	221	2.9	
Payne	52-2	486	53	145	.366	9	32	.281	17	26	.654	20	91	111	29	77	16	11	132	2.5	
Smith	18-0	192	18	32	.563	0	0	---	7	17	.412	12	30	42	6	28	4	1	43	2.4	
Rudel	33-0	277	25	62	.403	17	50	.340	8	8	1.000	5	15	20	11	33	3	1	75	2.3	
TIMBERWOLVES	82	19880	3095	6668	.464	455	1347	.338	1753	2213	.792	821	2587	3408	1916	1696	656	375	8398	102.4	
OPPONENTS	82	19880	3276	6962	.471	742	2089	.355	1394	1842	.757	877	2558	3435	1857	1768	638	427	8688	106.0	





## 2015-16 DAY-BY-DAY

G#	DATE	OPPONENT	WOLVES/OPP	W-L	HIGH POINTS	HIGH REBOUNDS	ATTEND.
1	Oct 28	@L.A. Lakers	W 112-111	1-0	Rubio-28	Towns-12	18,997
2	Oct 30	@Denver	W 95-78	2-0	Towns-28	Towns-14	17,660
3	Nov 2	PORTLAND	L 101-106	2-1	Martin-24	Bjelica/Rubio-9	18,903
4	Nov 5	MIAMI	L 84-96	2-2	Martin/Muhammad-14	Bjelica-7	11,794
5	Nov 7	@Chicago	W 102-93 (OT)	3-2	Wiggins-31	Towns-13	21,988
6	Nov 9	@Atlanta	W 117-107	4-2	Wiggins-33	Towns-12	12,016
7	Nov 10	CHARLOTTE	L 95-104	4-3	LaVine-20	Towns-13	14,722
8	Nov 12	GOLDEN STATE	L 116-129	4-4	Wiggins-19	Towns-11	16,130
9	Nov 13	@Indiana	L 103-107	4-5	LaVine/Wiggins-26	Towns-9	16,797
10	Nov 15	MEMPHIS	L 106-114	4-6	LaVine-25	Towns-9	12,086
11	Nov 17	@Miami	W 103-91	5-6	Wiggins-24	Towns-14	19,600
12	Nov 18	@Orlando	L 101-104 (OT)	5-7	Wiggins-28	Rubio/Towns-12	16,048
13	Nov 20	DETROIT	L 86-96	5-8	Wiggins-21	Martin/Towns-7	13,445
14	Nov 23	PHILADELPHIA	W 100-95	6-8	Wiggins-32	Garnett-10	11,382
15	Nov 25	ATLANTA	W 99-95	7-8	LaVine-18	Dieng-11	14,289
16	Nov 27	@Sacramento	W 101-91	8-8	Wiggins-22	Dieng/LaVine/Towns-8	17,317
17	Nov 29	@L.A. Clippers	L 99-107	8-9	Wiggins-21	Dieng-10	19,060
18	Dec 1	ORLANDO	L 93-96	8-10	Wiggins-27	Bjelica/Garnett-8	10,694
19	Dec 5	PORTLAND	L 103-109	8-11	Towns-27	Towns-12	16,203
20	Dec 7	L.A. CLIPPERS	L 106-110	8-12	LaVine-21	Muhammad-9	11,467
21	Dec 9	L.A. LAKERS	W 123-122 (OT)	9-12	Martin-37	Towns-14	18,076
22	Dec 11	@Denver	L 108-111 (OT)	9-13	Martin/Wiggins-22	Towns-9	12,533
23	Dec 13	@Phoenix	L 101-108	9-14	LaVine-28	Bjelica/Towns-6	16,919
24	Dec 15	DENVER	L 100-112	9-15	Wiggins-23	Dieng-9	11,323
25	Dec 16	@New York	L 102-107	9-16	Towns-25	Towns-11	19,812
26	Dec 18	SACRAMENTO	W 99-95	10-16	Wiggins-32	Dieng-11	12,770
27	Dec 20	@Brooklyn	W 100-85	11-16	Towns-24	Dieng/Towns-10	14,552
28	Dec 21	@Boston	L 99-113	11-17	Wiggins-26	Towns-16	18,624
29	Dec 23	SAN ANTONIO	L 83-108	11-18	LaVine-17	Towns-11	16,788
30	Dec 26	INDIANA	L 88-102	11-19	Towns-24	Towns-8	15,076
31	Dec 28	@San Antonio	L 95-101	11-20	Wiggins-18	Towns-12	18,493
32	Dec 30	UTAH	W 94-80	12-20	Towns-25	Towns-10	14,326
33	Dec 31	@Detroit	L 90-115	12-21	Towns-22	Towns-9	15,475
34	Jan 2	MILWAUKEE	L 85-95	12-22	Wiggins-19	Towns-10	14,107
35	Jan 4	@Philadelphia	L 99-109	12-23	Muhammad-20	Dieng-8	14,013
36	Jan 6	DENVER	L 74-78	12-24	Towns-14	Towns-14	12,059
37	Jan 8	CLEVELAND	L 99-125	12-25	Wiggins-35	Dieng/Towns-6	16,768
38	Jan 10	DALLAS	L 87-93	12-26	Wiggins-21	Rubio/Wiggins-7	14,363
39	Jan 12	OKLAHOMA CITY	L 96-101	12-27	Wiggins-22	Towns-10	14,791
40	Jan 13	@Houston	L 104-107	12-28	Wiggins-28	Towns-16	17,115
41	Jan 15	@Oklahoma City	L 93-113	12-29	Wiggins-25	Towns-12	18,203

G#	DATE	OPPONENT	WOLVES/OPP	W-L	HIGH POINTS	HIGH REBOUNDS	ATTEND.
42	Jan 17	PHOENIX	W 117-87	13-29	Rubio/Wiggins-18	Muhammad/Towns-8	14,330
43	Jan 19	@New Orleans	L 99-114	13-30	Wiggins-21	Towns-13	14,255
44	Jan 20	@Dallas	L 94-106 (OT)	13-31	Towns-27	Towns-17	19,621
45	Jan 23	MEMPHIS	W 106-101	14-31	Muhammad-25	Towns-9	15,608
46	Jan 25	@Cleveland	L 107-114	14-32	Towns-26	Towns-11	20,562
47	Jan 27	OKLAHOMA CITY	L 123-126	14-33	LaVine-35	Towns-13	13,337
48	Jan 29	@Utah	L 90-103	14-34	Towns-32	Dieng-15	18,850
49	Jan 31	@Portland	L 93-96	14-35	Towns-21	Towns-13	19,393
50	Feb 2	@L.A. Lakers	L 115-119	14-36	Wiggins-30	Towns-10	18,997
51	Feb 3	@L.A. Clippers	W 108-102	15-36	Wiggins-31	Towns-12	19,060
52	Feb 6	CHICAGO	W 112-105	16-36	Towns-26	Towns-17	17,876
53	Feb 8	NEW ORLEANS	L 102-116	16-37	Towns-19	Dieng/Towns-12	11,926
54	Feb 10	TORONTO	W 117-112	17-37	Towns-35	Towns-11	11,171
55	Feb 19	@Memphis	L 104-109	17-38	LaVine-22	Towns-15	18,119
56	Feb 20	NEW YORK	L 95-103	17-39	Towns/Wiggins-24	Towns-8	16,663
57	Feb 22	BOSTON	W 124-122	18-39	Towns-28	Towns-13	11,639
58	Feb 24	@Toronto	L 105-114	18-40	Wiggins-26	Dieng-8	19,800
59	Feb 27	@New Orleans	W 112-110	19-40	Towns-30	Towns-15	17,338
60	Feb 28	@Dallas	L 101-128	19-41	Muhammad-24	Towns-11	20,289
61	Mar 2	WASHINGTON	L 98-104	19-42	Rubio-22	Towns-15	11,307
62	Mar 4	@Milwaukee	L 101-116	19-43	Towns-21	Dieng-9	16,366
63	Mar 5	BROOKLYN	W 132-118	20-43	Towns-28	Rubio-7	15,987
64	Mar 7	@Charlotte	L 103-108	20-44	Towns-28	Towns-14	15,912
65	Mar 8	SAN ANTONIO	L 91-116	20-45	Wiggins-23	Towns-9	14,093
66	Mar 11	@Oklahoma City	W 99-96	21-45	Dieng-25	Towns-12	18,203
67	Mar 14	@Phoenix	L 104-107	21-46	LaVine-28	Towns-10	17,480
68	Mar 16	@Memphis	W 114-108	22-46	LaVine-28	Towns-10	16,588
69	Mar 18	@Houston	L 111-116	22-47	Towns-32	Towns-11	18,142
70	Mar 21	GOLDEN STATE	L 104-109	22-48	Wiggins-25	Towns-11	19,452
71	Mar 23	SACRAMENTO	W 113-104	23-48	Towns-26	Dieng-12	12,151
72	Mar 25	@Washington	W 132-129 (2OT)	24-48	Towns-27	Towns-10	20,356
73	Mar 26	UTAH	L 84-93	24-49	Rubio-23	Towns-11	14,694
74	Mar 28	PHOENIX	W 121-116	25-49	Wiggins-32	Towns-10	11,141
75	Mar 30	L.A. CLIPPERS	L 79-99	25-50	Towns-16	Towns-11	12,252
76	Apr 1	@Utah	L 85-98	25-51	Wiggins-24	Towns-11	19,911
77	Apr 3	DALLAS	L 78-88	25-52	Wiggins-30	Towns-21	16,117
78	Apr 5	@Golden State	W 124-117 (OT)	26-52	Muhammad-35	Towns-12	19,596
79	Apr 7	@Sacramento	W 105-97	27-52	Bjelica/Dieng/LaVine-18	Dieng-13	17,317
80	Apr 9	@Portland	W 106-105	28-52	Towns-27	Bjelica-10	19,733
81	Apr 11	HOUSTON	L 105-129	28-53	Muhammad-23	Bjelica-14	14,983
82	Apr 13	NEW ORLEANS	W 144-109	29-53	Muhammad/Towns-28	Towns-14	14,889



## 2014-15 RECORD: 16-66



**BACK ROW (L-R):** Director of Athletic Therapy Mark Kyger, Director of Player Programs/Scout Calvin Booth, Adreian Payne, Justin Hamilton, Gorgui Dieng, Kevin Garnett, Nikola Pekovic, Robbie Hummel, Chase Budinger, Andrew Wiggins

**MIDDLE ROW (L-R):** Travel Video Coordinator Sam Newman-Beck, Manager of Basketball Technology Brice Long, Assistant Athletic Trainer/Assistant of Sports Performance Dave Crewe, Anthony Bennett, Shabazz Muhammad, Kevin Martin, Gary Neal, Ricky Rubio, Zach LaVine, Lorenzo Brown, Ed Prohovsky, Shooting Coach Mike Penberthy, Director of Sports Performance Koichi Sato, Head Athletic Trainer Gregg Farnam, Orthopedic Surgeon Dr. Diane Dahm, Vice President of Medical Services Sheldon Burns, Director of Security Bob Goedderz

**FRONT ROW (L-R):** Assistant Coach David Adelman, Assistant Coach Sid Lowe, President Chris Wright, CEO Rob Moor, Owner Glen Taylor, President of Basketball Operations/Head Coach Flip Saunders, General Manager Milt Newton, VP of Basketball Operations Rob Babcock, Assistant Coach Sam Mitchell, Assistant Coach Ryan Saunders

PLAYER	G/GS	MIN	FIELD GOALS			3-POINT FG			FREE THROWS			REBOUNDS			AST	PF	STL	BLK	PTS	AVG
			FG	FGA	PCT	FG	FGA	PCT	FT	FTA	PCT	OFF	DEF	TOT						
Martin	39/36	1302	267	625	.427	75	191	.393	170	193	.881	19	123	142	89	76	33	1	779	20.0
Wiggins	82/82	2969	497	1137	.437	39	126	.310	354	466	.760	134	240	374	170	190	86	50	1387	16.9
Young	48/48	1605	289	641	.451	19	65	.292	88	129	.682	75	170	245	135	115	86	17	685	14.3
Muhammad	38/13	866	194	397	.489	20	51	.392	104	145	.717	63	91	154	44	49	18	7	512	13.5
Pekovic	31/29	815	139	328	.424	0	0	---	108	129	.837	89	145	234	27	59	19	12	386	12.5
Williams	41/19	1149	180	447	.403	59	170	.347	80	94	.851	13	85	98	261	103	30	8	499	12.2
Brewer	24/16	680	94	225	.418	8	41	.195	55	78	.705	32	62	94	78	62	54	4	251	10.5
Rubio	22/22	692	78	219	.356	13	51	.255	57	71	.803	19	106	125	193	59	38	1	226	10.3
LaVine	77/40	1902	286	677	.422	57	167	.341	149	177	.842	27	187	214	276	158	54	10	778	10.1
Neal (TOT)	54/1	1192	188	503	.374	50	164	.305	117	135	.867	14	115	129	100	88	23	1	543	10.1
Neal (MIN)	11/1	262	45	105	.429	11	31	.355	29	33	.879	0	35	35	20	18	7	0	130	11.8
Dieng	73/49	2193	259	512	.506	1	6	.167	191	244	.783	223	386	609	146	188	71	126	710	9.7
Garnett (TOT)	47/47	952	143	306	.467	1	7	.143	36	45	.800	48	263	311	77	109	46	17	323	6.9
Garnett (MIN)	5/5	98	18	31	.581	0	1	.000	2	4	.500	2	24	26	8	13	5	4	38	7.6
Budinger	67/4	1286	169	390	.433	52	143	.364	67	81	.827	33	165	198	64	72	44	10	457	6.8
Payne (TOT)	32/22	740	91	220	.414	1	9	.111	30	46	.652	48	114	162	30	88	19	9	213	6.7
Payne (MIN)	29/22	720	89	213	.418	1	8	.125	29	44	.659	47	111	158	30	84	18	9	208	7.2
Kilpatrick	4/0	72	7	20	.350	4	13	.308	4	4	1.000	1	5	6	4	3	3	0	22	5.5
Hamilton (TOT)	41/14	713	85	178	.478	10	31	.323	39	47	.830	57	77	134	36	70	27	30	219	5.3
Hamilton (MIN)	17/9	423	58	113	.513	4	12	.333	33	40	.825	33	53	86	24	37	19	25	153	9.0
Bennett	57/3	894	125	297	.421	7	23	.304	41	64	.641	52	164	216	48	87	27	16	298	5.2
Onuaku	6/1	68	12	14	.857	0	0	---	3	8	.375	7	14	21	4	6	1	3	27	4.5
Hummel	45/4	742	79	172	.459	16	51	.314	24	29	.828	31	103	134	27	86	16	9	198	4.4
Brown	29/7	549	52	122	.426	6	28	.214	12	19	.632	14	56	70	90	49	28	6	122	4.2
Adrien	17/0	215	19	44	.432	0	0	---	22	38	.579	23	54	77	15	30	4	9	60	3.5
Daniels	19/0	154	19	59	.322	13	39	.333	2	2	1.000	6	13	19	13	14	3	0	53	2.8
Raduljica	5/0	23	3	8	.375	0	0	---	2	2	1.000	2	3	5	0	8	1	0	8	1.6
Robinson	25/0	108	8	24	.333	1	6	.167	12	16	.750	4	10	14	3	5	3	0	29	1.2
Turiaf	2/0	19	0	0	---	0	0	---	0	0	---	0	1	1	2	0	0	0	0	0.0
<b>TIMBERWOLVES</b>	<b>82</b>	<b>19805</b>	<b>2986</b>	<b>6820</b>	<b>.438</b>	<b>406</b>	<b>1223</b>	<b>.332</b>	<b>1638</b>	<b>2110</b>	<b>.776</b>	<b>949</b>	<b>2406</b>	<b>3355</b>	<b>1771</b>	<b>1571</b>	<b>668</b>	<b>327</b>	<b>8016</b>	<b>97.8</b>
<b>OPPONENTS</b>	<b>82</b>	<b>19805</b>	<b>3373</b>	<b>6933</b>	<b>.487</b>	<b>697</b>	<b>1897</b>	<b>.367</b>	<b>1294</b>	<b>1704</b>	<b>.759</b>	<b>953</b>	<b>2619</b>	<b>3572</b>	<b>1933</b>	<b>1751</b>	<b>686</b>	<b>449</b>	<b>8737</b>	<b>106.5</b>



## 2014-15

### DAY-BY-DAY

G#	DATE	OPPONENT	WOLVES/OPP	W-L	HIGH POINTS	HIGH REBOUNDS	ATTEND.
1	Oct 29	@Memphis	L101-105	0-1	Young - 26	Dieng/Pekovic - 8	17,731
2	Oct 30	DETROIT	W 97- 91	1-1	Young - 19	Pekovic - 10	18,296
3	Nov 1	CHICAGO	L105-106	1-2	Martin - 33	Dieng - 8	19,356
4	Nov 5	@Brooklyn	W 98- 91	2-2	Martin - 24	Young - 12	16,302
5	Nov 7	@Orlando	L103-112 (OT)	2-3	Martin - 21	Dieng - 10	16,379
6	Nov 8	@Miami	L 92-102	2-4	Pekovic - 19	Pekovic - 11	19,735
7	Nov 12	HOUSTON	L101-113	2-5	Brewer - 18	Pekovic - 13	18,996
8	Nov 14	@New Orleans	L 91-139	2-6	Wiggins - 20	Dieng - 9	14,775
9	Nov 15	@Dallas	L117-131	2-7	Martin - 34	Dieng - 8	19,730
10	Nov 19	NEW YORK	W115- 99	3-7	Martin - 37	Muhammad - 8	15,304
11	Nov 21	SAN ANTONIO	L 92-121	3-8	Bennett - 20	Dieng - 10	12,414
12	Nov 22	SACRAMENTO	L101-113	3-9	Wiggins - 29	Dieng - 10	13,191
13	Nov 26	MILWAUKEE	L 86-103	3-10	Brewer - 19	Dieng/Wiggins - 8	14,710
14	Nov 28	@L.A. Lakers	W120-119	4-10	LaVine - 28	Brewer/Dieng - 7	18,997
15	Nov 30	@Portland	L 93-107	4-11	Muhammad - 28	Dieng - 8	18,843
16	Dec 1	@L.A. Clipper	L101-127	4-12	Muhammad - 18	Muhammad - 10	19,060
17	Dec 3	PHILADELPHIA	L 77- 85	4-13	Young - 16	Dieng - 16	10,463
18	Dec 5	HOUSTON	L112-114 (OT)	4-14	Muhammad - 20	Brewer - 7	12,101
19	Dec 6	@San Antonio	L101-123	4-15	LaVine - 22	Bennett - 10	18,581
20	Dec 8	GOLDEN STATE	L 86-102	4-16	Wiggins - 21	Dieng - 11	10,296
21	Dec 10	PORTLAND	W 90- 82	5-16	Wiggins - 23	Adrien - 11	10,337
22	Dec 12	OKLAHOMA CITY	L 92-111	5-17	Muhammad/Wiggins - 18	Dieng - 9	13,557
23	Dec 14	L.A. LAKERS	L 94-100	5-18	Muhammad - 28	Dieng/Muhammad - 9	15,008
24	Dec 16	@Washington	L 95-109	5-19	Young - 29	Dieng - 12	15,823
25	Dec 19	@Boston	L 98-114	5-20	Muhammad - 26	Adrien/Bennett - 7	17,042
26	Dec 21	INDIANA	L 96-100	5-21	Williams - 24	Wiggins - 9	12,687
27	Dec 23	@Cleveland	L104-125	5-22	Wiggins - 27	Dieng - 11	20,562
28	Dec 26	@Denver	L102-106	5-23	Young - 23	Dieng - 12	14,516
29	Dec 27	@Golden State	L 97-110	5-24	Young - 17	Muhammad - 9	19,596
30	Dec 30	@Utah	L 94-100	5-25	Muhammad - 30	Muhammad - 7	18,947
31	Jan 1	SACRAMENTO	L107-110	5-26	Wiggins - 27	Dieng - 10	13,337
32	Jan 3	UTAH	L 89-101	5-27	Wiggins/Williams - 20	Adrien - 8	13,702
33	Jan 5	DENVER	L101-110	5-28	Dieng - 22	Dieng - 12	10,386
34	Jan 7	PHOENIX	L111-113	5-29	Wiggins - 25	Bennett - 10	10,547
35	Jan 9	@Milwaukee	L 84- 98	5-30	Wiggins - 20	Bennett - 8	15,480
36	Jan 10	SAN ANTONIO	L 93-108	5-31	LaVine - 19	Dieng - 12	17,871
37	Jan 13	@Indiana	W110-101	6-31	Williams - 52	Dieng - 10	16,781
38	Jan 16	@Phoenix	L 99-110	6-32	Williams - 26	Young - 8	17,441
39	Jan 17	@Denver	W113-105	7-32	Wiggins - 31	Hummel - 13	14,821
40	Jan 19	@Charlotte	L 80-105	7-33	Young - 18	Dieng - 10	17,989
41	Jan 21	DALLAS	L 75- 98	7-34	Wiggins - 18	Young - 11	13,737

G#	DATE	OPPONENT	WOLVES/OPP	W-L	HIGH POINTS	HIGH REBOUNDS	ATTEND.
42	Jan 23	NEW ORLEANS	L 84- 92	7-35	Young - 15	Dieng - 15	14,978
43	Jan 25	@Atlanta	L100-112	7-36	Young - 26	Dieng/Wiggins/Williams - 7	18,049
44	Jan 26	@Oklahoma City	L 84- 92	7-36	Wiggins - 23	Dieng - 18	18,203
45	Jan 28	BOSTON	W110- 98	8-37	Martin - 21	Dieng - 14	11,434
46	Jan 30	@Philadelphia	L 94-103	8-38	Martin - 19	Dieng - 10	14,333
47	Jan 31	CLEVELAND	L 90-106	8-39	Wiggins - 33	Pekovic - 12	19,562
48	Feb 2	@Dallas	L 94-100	8-40	Martin - 19	Pekovic - 10	19,989
49	Feb 4	MIAMI	W102-101	9-40	Martin - 30	Dieng - 9	11,517
50	Feb 6	MEMPHIS	W 90- 89	10-40	Wiggins - 18	Young - 8	14,388
51	Feb 8	@Detroit	W112-101	11-40	Pekovic - 29	Martin - 9	16,075
52	Feb 9	ATLANTA	L105-117	11-41	Martin - 21	Dieng - 12	10,987
53	Feb 11	GOLDEN STATE	L 91- 94	11-42	Martin - 21	Pekovic - 13	14,303
54	Feb 20	PHOENIX	W111-109	12-42	Martin - 28	Dieng - 12	14,077
55	Feb 23	@Houston	L102-113	12-43	Wiggins - 30	Dieng - 14	18,240
56	Feb 25	WASHINGTON	W 97- 77	13-43	Martin - 28	Pekovic - 13	19,856
57	Feb 27	@Chicago	L 89- 96	13-44	Martin - 18	Pekovic - 11	21,635
58	Feb 28	MEMPHIS	L 97-101	13-45	Wiggins - 25	Dieng - 9	19,356
59	Mar 2	L.A. CLIPPERS	L105-110	13-46	Neal - 19	Rubio - 12	18,239
60	Mar 4	DENVER	L 85-100	13-47	Wiggins - 20	Dieng - 10	13,848
61	Mar 7	PORTLAND	W121-113	14-47	Martin - 29	Pekovic/Rubio - 8	19,356
62	Mar 9	@L.A. Clipper	L 76- 89	14-48	Payne - 16	Payne - 15	19,060
63	Mar 11	@Phoenix	L 97-106	14-49	Martin - 16	Dieng - 7	17,367
64	Mar 13	@Oklahoma City	L 99-113	14-50	Dieng - 21	Dieng - 14	18,203
65	Mar 15	@San Antonio	L 97-123	14-51	Martin - 19	Hamilton - 10	18,581
66	Mar 16	BROOKLYN	L106-122	14-52	Martin - 23	Hamilton/Wiggins - 6	14,234
67	Mar 18	@Toronto	L100-105	14-53	Martin - 37	Budinger/Rubio - 8	19,800
68	Mar 19	@New York	W 95- 92 (OT)	15-53	Martin - 22	Dieng - 11	19,812
69	Mar 22	CHARLOTTE	L 98-109	15-54	Dieng - 16	Payne - 9	15,262
70	Mar 23	@Utah	W106-104 (OT)	16-54	LaVine - 27	Payne - 9	19,911
71	Mar 25	L.A. LAKERS	L 99-101 (OT)	16-55	Wiggins - 27	Brown - 9	13,438
72	Mar 27	@Houston	L110-120	16-56	Wiggins - 31	Dieng - 12	18,322
73	Mar 29	@New Orleans	L 88-110	16-57	Wiggins - 20	Payne - 11	17,576
74	Mar 30	UTAH	L 84-104	16-58	LaVine - 21	Budinger/Hummel - 7	12,229
75	Apr 1	TORONTO	L 99-113	16-59	Wiggins - 25	LaVine - 7	12,699
76	Apr 3	ORLANDO	L 84- 97	16-60	Wiggins - 22	Hamilton - 9	18,334
77	Apr 7	@Sacramento	L111-116	16-61	Martin - 37	Wiggins - 8	16,770
78	Apr 8	@Portland	L 91-116	16-62	Wiggins - 29	Hamilton - 9	19,499
79	Apr 10	@L.A. Lakers	L 98-106	16-63	Wiggins - 29	Wiggins - 10	17,880
80	Apr 11	@Golden State	L101-110	16-64	LaVine - 37	Hamilton - 10	19,596
81	Apr 13	NEW ORLEANS	L 88-100	16-65	LaVine - 24	Hummel - 10	13,009
82	Apr 15	OKLAHOMA CITY	L113-138	16-66	Martin - 29	Bennett - 9	18,250





## 2013-14 RECORD: 40-42



**BACK ROW (L-R):** Player Development Coach Bobby Jackson, Assistant Coach T.R. Dunn, Kevin Love, Ronny Turiaf, Nikola Pekovic, Gorgui Dieng, Assistant Coach Jack Sikma, Assistant Coach Terry Porter

**MIDDLE ROW (L-R):** Video Coordinator Adam Johansen, Director of Athletic Therapy Mark Kyger, Physical Therapist Andre Deloya, Assistant Athletic Trainer/Assistant of Sports Performance Dave Crewe, Robbie Hummel, Luc Richard Mbah a Moute, Corey Brewer, Chase Budinger, Dante Cunningham, Assistant Coach David Adelman, Director of Sports Performance Koichi Sato, Head Athletic Trainer Gregg Farnam, Orthopedic Surgeon Dr. David Fischer, Vice President of Medical Services Sheldon Burns

**FRONT ROW (L-R):** Othys Jeffers, Kevin Martin, Ricky Rubio, Head Coach Rick Adelman, Alexey Shved, Shabazz Muhammad, J.J. Barea

PLAYER	G/GS	MIN	FIELD GOALS			3-POINT FG			FREE THROWS			REBOUNDS			AST	PF	STL	BLK	PTS	AVG
			FG	FGA	PCT	FG	FGA	PCT	FT	FTA	PCT	OFF	DEF	TOT						
Love	77/77	2797	650	1421	.457	190	505	.376	520	633	.821	224	739	963	341	136	59	35	2010	26.1
Martin	68/68	2177	440	1023	.430	115	297	.387	303	340	.891	34	169	203	121	123	66	6	1298	19.1
Pekovic	54/54	1663	379	701	.541	0	0	---	186	249	.747	206	262	468	50	129	30	23	944	17.5
Brewer	81/81	2609	388	807	.481	59	211	.280	163	227	.718	63	144	207	135	210	151	30	998	12.3
Rubio	82/82	2638	255	670	.381	44	133	.331	227	283	.802	61	281	342	704	218	191	11	781	9.5
Barea	79/1	1471	254	656	.387	73	231	.316	79	100	.790	16	138	154	303	129	26	0	660	8.4
Budinger	41/8	751	100	254	.394	42	120	.350	32	39	.821	19	84	103	31	58	19	2	274	6.7
Cunningham	81/7	1635	236	509	.464	0	5	.000	38	67	.567	112	218	330	83	146	62	58	510	6.3
Williams	11/0	162	19	54	.352	2	15	.133	14	16	.875	3	23	26	1	9	4	4	54	4.9
Turiaf	31/10	606	64	107	.598	0	0	---	21	50	.420	55	119	174	24	65	8	50	149	4.8
Dieng	60/15	818	113	227	.498	1	1	1.000	59	93	.634	103	197	300	39	108	30	50	286	4.8
Shved	63/0	664	76	237	.321	30	102	.294	68	90	.756	21	60	81	68	36	26	16	250	4.0
Muhammad	37/0	290	57	124	.460	3	11	.273	26	40	.650	24	29	53	6	24	8	1	143	3.9
Mbah a Mouté (TOT)	64/7	1003	87	193	.451	4	17	.235	46	67	.687	56	90	146	36	68	30	14	224	3.5
Mbah a Mouté (MIN)	55/2	807	72	161	.447	3	14	.214	37	54	.685	47	72	119	21	50	21	9	184	3.3
Hummel	53/5	655	67	177	.379	32	89	.360	15	16	.938	35	97	132	23	57	16	2	181	3.4
Price	28/0	99	19	46	.413	6	22	.273	0	2	.000	1	9	10	13	5	1	0	44	1.6
Jeffers (TOT)	6/1	47	3	6	.500	0	2	.000	3	4	.750	1	8	9	1	3	0	0	9	1.5
Jeffers (MIN)	2/0	13	0	1	.000	0	1	.000	2	2	1.000	0	3	3	0	1	0	0	2	1.0
<b>TIMBERWOLVES</b>	<b>82</b>	<b>19855</b>	<b>3189</b>	<b>7175</b>	<b>.444</b>	<b>600</b>	<b>1757</b>	<b>.341</b>	<b>1790</b>	<b>2301</b>	<b>.778</b>	<b>1024</b>	<b>2644</b>	<b>3668</b>	<b>1963</b>	<b>1504</b>	<b>718</b>	<b>297</b>	<b>8768</b>	<b>106.9</b>
<b>OPPONENTS</b>	<b>82</b>	<b>19855</b>	<b>3321</b>	<b>7048</b>	<b>.471</b>	<b>663</b>	<b>1820</b>	<b>.364</b>	<b>1244</b>	<b>1645</b>	<b>.756</b>	<b>908</b>	<b>2717</b>	<b>3625</b>	<b>1875</b>	<b>1936</b>	<b>644</b>	<b>457</b>	<b>8549</b>	<b>104.3</b>



## 2013-14 DAY-BY-DAY

G#	DATE	OPPONENT	WOLVES/OPP	RECORD	HIGH POINTS	HIGH REBOUNDS	ATTEND.
1	Oct 30	ORLANDO	W120-115 (OT)	1-0	Love - 31	Love - 17	17,988
2	Nov 1	OKLAHOMA CITY	W100- 81	2-0	Love - 24	Love - 12	17,433
3	Nov 3	@ New York	W109-100	3-0	Love - 34	Love - 15	19,812
4	Nov 4	@ Cleveland	L 92- 93	3-1	Martin - 23	Love - 13	17,892
5	Nov 6	GOLDEN STATE	L 93-106	3-2	Love - 25	Love - 16	15,559
6	Nov 8	DALLAS	W116-108	4-2	Love/Martin - 32	Love - 15	13,677
7	Nov 10	@ L.A. Lakers	W113- 90	5-2	Martin - 27	Love - 13	18,997
8	Nov 11	@ L.A. Clippers	L107-109	5-3	Martin - 30	Love - 19	19,060
9	Nov 13	CLEVELAND	W124- 95	6-3	Love - 33	Love - 8	14,978
10	Nov 15	@ Denver	L113-117	6-4	Love - 28	Love - 10	17,142
11	Nov 16	BOSTON	W106- 88	7-4	Love - 23	Love/Pekovic - 12	15,111
12	Nov 19	@ Washington	L100-104	7-5	Love - 25	Love - 11	14,804
13	Nov 20	L.A. CLIPPERS	L 98-102	7-6	Martin - 28	Love - 12	13,101
14	Nov 22	BROOKLYN	W111- 81	8-6	Love/Martin - 17	Love - 16	15,551
15	Nov 23	@ Houston	L101-112	8-7	Love - 27	Love - 15	18,196
16	Nov 25	@ Indiana	L 84- 98	8-8	Love/Pekovic - 20	Love - 17	16,426
17	Nov 27	DENVER	L110-117	8-9	Martin - 29	Love - 15	14,244
18	Nov 30	@ Dallas	W112-106	9-9	Martin - 27	Love - 11	20,173
19	Dec 1	@ Oklahoma City	L103-113	9-10	Martin - 24	Love - 12	18,203
20	Dec 7	MIAMI	L 82-103	9-11	Martin - 19	Pekovic - 12	19,888
21	Dec 10	@ Detroit	W121- 94	10-11	Love - 26	Love - 16	11,251
22	Dec 11	PHILADELPHIA	W106- 99	11-11	Love - 26	Love - 15	13,450
23	Dec 13	@ San Antonio	L110-117	11-12	Love - 42	Love - 14	18,581
24	Dec 15	@ Memphis	W101- 93	12-12	Love - 30	Brewer - 12	15,417
25	Dec 16	@ Boston	L 97-101	12-13	Love - 27	Love - 14	17,071
26	Dec 18	PORTLAND	W120-109	13-13	Pekovic - 30	Love - 15	13,776
27	Dec 20	@ L.A. Lakers	L 91-104	13-14	Love - 25	Love/Pekovic - 13	18,997
28	Dec 22	@ L.A. Clippers	L116-120 (OT)	13-15	Love - 45	Love - 19	19,304
29	Dec 27	WASHINGTON	W120- 98	14-15	Love - 25	Love - 11	16,473
30	Dec 28	@ Milwaukee	W117- 95	15-15	Love - 33	Love - 15	14,971
31	Dec 30	DALLAS	L 98-100	15-16	Love - 36	Love - 11	16,111
32	Jan 1	NEW ORLEANS	W124-112	16-16	Pekovic - 22	Rubio - 8	14,002
33	Jan 4	OKLAHOMA CITY	L111-115	16-17	Pekovic - 31	Love - 14	18,065
34	Jan 6	@ Philadelphia	W126- 95	17-17	Love - 26	Pekovic - 14	10,736
35	Jan 8	PHOENIX	L103-104	17-18	Martin - 20	Love/Pekovic - 12	12,202
36	Jan 10	CHARLOTTE	W119- 92	18-18	Pekovic - 26	Love - 14	13,767
37	Jan 12	@ San Antonio	L 86-104	18-19	Pekovic - 22	Love - 7	18,098
38	Jan 15	SACRAMENTO	L108-111	18-20	Love - 27	Love - 11	12,399
39	Jan 17	@ Toronto	L 89- 94	18-21	Martin - 18	Love - 12	19,800
40	Jan 18	UTAH	W 98- 72	19-21	Pekovic - 27	Pekovic - 14	17,111
41	Jan 21	@ Utah	W112- 97	20-21	Brewer/Love - 19	Love - 13	16,387

G#	DATE	OPPONENT	WOLVES/OPP	RECORD	HIGH POINTS	HIGH REBOUNDS	ATTEND.
42	Jan 24	@ Golden State	W121-120	21-21	Love/Martin - 26	Love/Pekovic - 14	19,596
43	Jan 25	@ Portland	L104-115	21-22	Martin - 30	Love - 13	20,006
44	Jan 27	@ Chicago	W 95- 86	22-22	Love - 31	Love - 8	21,637
45	Jan 29	NEW ORLEANS	W 88- 77	23-22	Love - 30	Love - 14	11,702
46	Jan 31	MEMPHIS	L 90- 94	23-23	Love - 28	Love - 16	17,429
47	Feb 1	@ Atlanta	L113-120	23-24	Love - 43	Love - 19	13,018
48	Feb 4	L.A. LAKERS	W109- 99	24-24	Martin - 32	Love - 17	12,559
49	Feb 5	@ Oklahoma City	L 97-106	24-25	Rubio - 19	Cunningham/Rubio - 8	18,203
50	Feb 7	@ New Orleans	L 91- 98	24-26	Love - 26	Love - 19	16,541
51	Feb 8	PORTLAND	L110-117	24-27	Brewer - 26	Turiaf - 13	17,506
52	Feb 10	HOUSTON	L 89-107	24-28	Love - 31	Love/Turiaf - 10	12,002
53	Feb 12	DENVER	W117- 90	25-28	Love - 32	Love/Turiaf - 11	12,139
54	Feb 19	INDIANA	W104- 91	26-28	Love - 42	Love - 16	15,109
55	Feb 22	@ Utah	W121-104	27-28	Love - 37	Love - 12	19,323
56	Feb 23	@ Portland	L 97-108	27-29	Love - 31	Love - 10	19,458
57	Feb 25	@ Phoenix	W110-101	28-29	Love - 33	Love - 13	16,273
58	Mar 1	@ Sacramento	W108- 97	29-29	Martin - 26	Love - 10	17,085
59	Mar 3	@ Denver	W132-128	30-29	Love - 33	Love - 19	15,240
60	Mar 5	NEW YORK	L106-118	30-30	Love - 19	Love - 8	14,294
61	Mar 7	DETROIT	W114-101	31-30	Love - 28	Love - 14	16,242
62	Mar 9	TORONTO	L104-111	31-31	Love - 26	Love/Pekovic - 11	13,116
63	Mar 11	MILWAUKEE	W112-101	32-31	Love - 27	Love - 10	12,473
64	Mar 14	@ Charlotte	L 93-105	32-32	Martin - 19	Love - 6	16,983
65	Mar 16	SACRAMENTO	W104-102	33-32	Martin - 31	Dieng - 11	13,171
66	Mar 19	@ Dallas	W123-122 (OT)	34-32	Love - 35	Dieng - 11	20,100
67	Mar 20	@ Houston	L106-129	34-33	Love - 29	Dieng - 21	18,315
68	Mar 23	PHOENIX	L120-127	34-34	Love - 36	Love - 14	17,866
69	Mar 24	@ Memphis	L 92-109	34-35	Love - 16	Dieng - 17	17,784
70	Mar 26	ATLANTA	W107- 83	35-35	Brewer/Martin - 18	Dieng - 15	11,632
71	Mar 28	L.A. LAKERS	W143-107	36-35	Pekovic - 26	Love - 10	16,442
72	Mar 30	@ Brooklyn	L 99-114	36-36	Brewer/Martin - 21	Dieng - 11	17,732
73	Mar 31	L.A. CLIPPERS	L104-114	36-37	Love - 20	Love - 13	12,172
74	Apr 2	MEMPHIS	W102- 88	37-37	Love - 24	Love - 16	12,009
75	Apr 4	@ Miami	W122-121 (2OT)	38-37	Love - 28	Love - 11	19,661
76	Apr 5	@ Orlando	L 92-100	38-38	Rubio - 18	Dieng - 8	16,992
77	Apr 8	SAN ANTONIO	W110- 91	39-38	Rubio - 23	Dieng - 15	10,117
78	Apr 9	CHICAGO	L 87-102	39-39	Love - 17	Love - 10	13,447
79	Apr 11	HOUSTON	W112-110	40-39	Brewer - 51	Dieng - 20	16,689
80	Apr 13	@ Sacramento	L103-106	40-40	Love - 43	Dieng - 14	16,965
81	Apr 14	@ Golden State	L120-130	40-41	Love - 40	Love - 14	19,596
82	Apr 16	UTAH	L130-136 (2OT)	40-42	Martin - 36	Love - 10	14,155



## 2012-13

RECORD: 31-51



**BACK ROW (L-R):** Head Athletic Trainer Gregg Farnam, Strength and Conditioning Coach Keke Lyles, Physical Therapist Andre DeLoya, Nikola Pekovic, Kevin Love, Greg Stiemsma, Derrick Williams, Assistant Coach Jack Sikma, Assistant Coach Terry Porter, Assistant Coach T.R. Dunn

**MIDDLE ROW (L-R):** Assistant Video Coordinator Sam Newman-Beck, Video Coordinator Adam Johansen, Assistant Athletic Trainer/Assistant Strength and Conditioning Coach Dave Crewe, Player Development Coach Shawn Respert, Alexey Shved, Ricky Rubio, J.J. Barea, Luke Ridnour, Player Development Coach David Adelman, Assistant Coach Bill Bayno, Physical Therapist/Assistant Athletic Trainer Andrew Tai, Vice President of Medical Services Sheldon Burns

**FRONT ROW (L-R):** President of Basketball Operations David Kahn, Head Coach Rick Adelman, Brandon Roy, Dante Cunningham, Chris Johnson, Owner Glen Taylor, Andrei Kirilenko, Chase Budinger, Mickael Gelabale, Chief Operating Office Rob Moor, Team President Chris Wright

	FIELD GOALS					3-POINT FG			FREE THROWS			REBOUNDS										
PLAYER	G/GS	MIN	FG	FGA	PCT	FG	FGA	PCT	FT	FTA	PCT	OFF	DEF	TOT	AST	PF	STL	BLK	PTS	AVG		
Love	18/18	618	105	298	.3352	20	92	.217	100	142	.704	64	188	252	42	34	13	9	330	18.3		
Pekovic	62/62	1959	385	741	.520	0	0	---	241	324	.744	230	315	545	53	143	43	50	1011	16.3		
Kirilenko	64/64	2034	284	560	.507	35	120	.292	188	250	.752	102	260	362	177	82	96	62	791	12.4		
Williams	78/56	1916	338	786	.430	65	196	.332	192	272	.706	96	334	430	46	127	44	37	933	12.0		
Ridnour	82/82	2474	367	811	.453	66	212	.311	139	164	.848	41	165	206	311	187	82	15	939	11.5		
Barea	74/2	1713	316	758	.417	97	280	.346	105	134	.784	34	173	207	294	131	32	0	834	11.3		
Rubio	57/47	1691	185	514	.360	27	92	.293	211	264	.3799	44	185	229	418	143	137	5	608	10.7		
Budinger	23/1	508	79	191	.414	26	81	.321	32	42	.762	15	56	71	25	29	14	7	216	9.4		
Cunningham	80/9	2010	314	671	.468	0	6	.000	67	103	.650	142	266	408	67	153	84	38	695	8.7		
Shved	77/16	1840	236	635	.372	85	288	.295	108	150	.720	41	134	175	286	117	54	27	665	8.6		
Howard	11/4	207	31	77	.403	5	16	.313	7	12	.583	9	27	36	4	18	10	3	74	6.7		
Roy	5/5	122	11	35	.314	0	9	.000	7	10	.700	3	11	14	23	5	3	0	29	5.8		
Gelabale	36/13	644	72	139	.518	16	52	.308	21	24	.875	32	67	99	26	47	16	4	181	5.0		
Lee	16/12	289	29	76	.382	8	24	.333	12	20	.600	15	24	39	20	30	12	6	78	4.9		
Stiemsma	76/19	1209	127	278	.457	0	0	---	53	69	.768	61	200	261	30	184	44	90	307	4.0		
Johnson	30/0	284	48	75	.640	0	0	---	21	34	.618	20	40	60	8	49	7	28	117	3.9		
Hayward	4/0	31	2	10	.200	0	4	.000	6	6	1.000	0	4	4	3	3	2	0	10	2.5		
Amundson	20/0	161	14	38	.368	0	0	---	4	20	.200	23	24	47	3	26	7	6	32	1.6		
Conroy	4/0	20	0	9	.3000	0	3	.000	1	2	.500	1	0	1	0	1	0	0	1	0.3		
TIMBERWOLVES	82	19730	2943	6702	.439	450	1475	.305	1515	2042	.742	973	2473	3446	1836	1509	700	387	7851	95.7		
OPPONENTS	82	19730	3113	6657	.468	576	1559	.369	1243	1652	.752	871	2583	3454	1832	1847	661	481	8045	98.1		





## 2012-13

### DAY-BY-DAY

G#	DATE	OPPONENT	WOLVES/OPP	RECORD	HIGH POINTS	HIGH REBOUNDS	ATTEND.	G#	DATE	OPPONENT	WOLVES/OPP	RECORD	HIGH POINTS	HIGH REBOUNDS	ATTEND.
1	Nov 2	SACRAMENTO	W 92- 80	1-0	Barea - 21	Cunningham - 9	19,356	42	Jan 30	L.A. CLIPPERS	L 90- 96	17-25	Pekovic - 17	Pekovic - 12	15,312
2	Nov 4	@Toronto	L 86-105	1-1	Kirilenko - 17	Williams - 8	16,754	43	Feb 1	L.A. LAKERS	L 100-111	17-26	Shved - 18	Pekovic/Williams - 9	18,547
3	Nov 5	@Brooklyn	W 107- 96	2-1	Pekovic - 21	Cunningham - 11	14,017	44	Feb 2	NEW ORLEANS	W 115- 86	18-26	Cunningham - 18	Pekovic - 7	16,289
4	Nov 7	ORLANDO	W 90- 75	3-1	Ridnour - 19	Williams - 6	17,121	45	Feb 4	PORTLAND	L 98-100	18-27	Cunningham - 23	Pekovic - 11	13,446
5	Nov 9	INDIANA	W 96- 94	4-1	Budinger - 18	Pekovic - 8	18,222	46	Feb 6	SAN ANTONIO	L 94-104	18-28	Pekovic - 21	Williams - 12	15,224
6	Nov 10	@Chicago	L 80- 87	4-2	Pekovic - 18	Kirilenko - 12	21,974	47	Feb 8	NEW YORK	L 94-100	18-29	Ridnour - 20	Pekovic - 11	16,542
7	Nov 12	@Dallas	W 90- 82	5-2	Pekovic - 20	Kirilenko - 11	19,322	48	Feb 10	@Memphis	L 88-105	18-30	Ridnour/Rubio - 17	Pekovic/Williams - 6	16,023
8	Nov 14	CHARLOTTE	L 87- 89	5-3	Kirilenko - 26	Kirilenko - 12	13,272	49	Feb 11	@Cleveland	W 100- 92	19-30	Ridnour - 21	Pekovic - 10	11,556
9	Nov 16	GOLDEN STATE	L 98-106	5-4	Williams - 23	Williams - 7	16,013	50	Feb 13	UTAH	L 93- 97	19-31	Williams - 24	Williams - 16	13,117
10	Nov 21	DENVER	L 94-101	5-5	Love - 34	Love - 14	16,879	51	Feb 20	PHILADELPHIA	W 94- 87	20-31	Pekovic - 27	Pekovic - 18	14,439
11	Nov 23	@Portland	L 95-103	5-6	Love - 24	Love - 13	20,555	52	Feb 22	@Oklahoma Cit	L 111-127	20-32	Shved - 17	Stiemsma - 6	18,203
12	Nov 24	@Golden State	L 85- 96	5-7	Pekovic - 17	Love - 15	19,084	53	Feb 24	GOLDEN STATE	L 99-100	20-33	Williams - 23	Williams - 12	18,033
13	Nov 27	@Sacramento	W 97- 89	6-7	Love - 23	Love - 24	10,741	54	Feb 26	@Phoenix	L 83- 84 (OT)	20-34	Williams - 21	Pekovic/Williams - 12	14,973
14	Nov 28	@L.A. Clippers	L 95-101	6-8	Love - 19	Love - 12	19,060	55	Feb 28	@L.A. Lakers	L 94-116	20-35	Barea - 20	Rubio/Williams - 8	18,997
15	Nov 30	MILWAUKEE	W 95- 85	7-8	Ridnour/Shved - 16	Pekovic - 16	16,418	56	Mar 2	@Portland	L 94-109	20-36	Williams - 23	Rubio - 9	20,390
16	Dec 4	@Philadelphia	W 105- 88	8-8	Shved - 17	Howard/Love - 10	13,986	57	Mar 4	MIAMI	L 81- 97	20-37	Williams - 25	Cunningham - 11	18,391
17	Dec 5	@Boston	L 94-104	8-9	Love - 19	Love - 13	18,624	58	Mar 6	WASHINGTON	W 87- 82	21-37	Williams - 16	Williams - 8	13,233
18	Dec 7	CLEVELAND	W 91- 73	9-9	Love - 36	Love - 13	16,623	59	Mar 9	@Denver	L 88-111	21-38	Gelabale - 19	Johnson - 8	18,823
19	Dec 12	DENVER	W 108-105	10-9	Pekovic - 22	Love - 14	16,444	60	Mar 10	DALLAS	L 77-100	21-39	Williams - 18	Williams - 9	15,209
20	Dec 14	@New Orleans	W 113-102	11-9	Pekovic - 31	Kirilenko - 11	14,671	61	Mar 12	SAN ANTONIO	W 107- 83	22-39	Rubio - 21	Rubio - 13	14,219
21	Dec 15	DALLAS	W 114-106 (OT)	12-9	Pekovic - 21	Kirilenko - 10	18,173	62	Mar 13	@Indiana	L 91-107	22-40	Rubio - 21	Stiemsma - 9	14,187
22	Dec 17	@Orlando	L 93-102	12-10	Love - 23	Love - 15	16,992	63	Mar 15	@Houston	L 100-108	22-41	Williams/Barea - 19	Gelabale/Rubio - 7	18,046
23	Dec 18	@Miami	L 92-103	12-11	Kirilenko - 22	Love - 18	19,862	64	Mar 17	NEW ORLEANS	W 97- 95	23-41	Williams - 28	Williams - 7	14,246
24	Dec 20	OKLAHOMA CITY	W 99- 93	13-11	Love - 28	Love - 11	17,114	65	Mar 18	@Memphis	L 77- 92	23-42	Shved - 12	Gelabale/Cunningham	16,378
25	Dec 23	@New York	L 91- 94	13-12	Pekovic - 21	Pekovic - 17	19,033							Stiemsma - 7	
26	Dec 26	HOUSTON	L 84- 87	13-13	Barea - 18	Love - 12	20,340	66	Mar 21	@Sacramento	L 98-101	23-43	Pekovic - 18	Pekovic - 12	12,176
27	Dec 29	PHOENIX	W 111-107	14-13	Pekovic - 28	Love - 18	19,356	67	Mar 22	@Phoenix	W 117- 86	24-43	Kirilenko - 20	Stiemsma - 10	16,155
28	Jan 2	@Utah	L 84-106	14-14	Love/Shved - 13	Love - 10	19,120	68	Mar 24	CHICAGO	L 97-104	24-44	Williams - 28	Pekovic - 8	17,330
29	Jan 3	@Denver	W 101- 97	15-14	Barea/Shved - 17	Love - 17	16,921	69	Mar 26	@Detroit	W 105- 82	25-44	Barea - 21	Pekovic - 11	16,877
30	Jan 5	PORTLAND	L 97-102	15-15	Pekovic - 21	Pekovic - 15	16,220	70	Mar 27	L.A. LAKERS	L 117-120	25-45	Pekovic - 19	Pekovic - 16	18,029
31	Jan 8	ATLANTA	W 108-103	16-15	Pekovic - 25	Pekovic - 18	15,988	71	Mar 29	OKLAHOMA CITY	W 101- 93	26-45	Pekovic - 22	Pekovic - 15	18,121
32	Jan 9	@Oklahoma Cit	L 84-106	16-16	Shved - 18	Williams - 11	18,203	72	Mar 30	MEMPHIS	L 86- 99	26-46	Rubio - 23	Rubio - 10	13,680
33	Jan 11	@New Orleans	L 92-104	16-17	Ridnour - 20	Cunningham - 9	13,538	73	Apr 1	BOSTON	W 110-100	27-46	Pekovic - 29	Kirilenko - 9	14,546
34	Jan 13	@San Antonio	L 88-106	16-18	Barea - 15	Kirilenko - 11	18,144	74	Apr 3	@Milwaukee	W 107- 98	28-46	Pekovic - 27	Pekovic/Cunningham - 8	15,386
35	Jan 14	@Dallas	L 98-113	16-19	Barea - 21	Pekovic - 12	19,486	75	Apr 5	TORONTO	L 93- 95	28-47	Pekovic - 24	Pekovic - 8	16,681
36	Jan 17	L.A. CLIPPERS	L 77- 90	16-20	Ridnour - 21	Pekovic - 9	16,198	76	Apr 6	DETROIT	W 107-101	29-47	Pekovic/Barea - 20	Pekovic - 13	15,311
37	Jan 19	HOUSTON	W 92- 79	17-20	Kirilenko - 21	Kirilenko - 11	16,799	77	Apr 9	@Golden State	L 89-105	29-48	Budinger - 17	Stiemsma - 9	19,596
38	Jan 21	@Atlanta	L 96-104	17-21	Williams - 17	Kirilenko - 6	13,808	78	Apr 10	@L.A. Clipper	L 95-111	29-49	Pekovic - 20	Williams - 10	19,060
39	Jan 23	BROOKLYN	L 83- 91	17-22	Kirilenko - 15	Kirilenko/Johnson/ Williams - 6	15,785	79	Apr 12	@Utah	L 100-107	29-50	Barea - 23	Stiemsma - 7	19,609
40	Jan 25	@Washington	L 101-114	17-23	Williams - 18	Williams - 11	14,095	80	Apr 13	PHOENIX	W 105- 93	30-50	Rubio - 24	Cunningham - 8	16,701
41	Jan 26	@Charlotte	L 101-102	17-24	Ridnour - 22	Ridnour/Stiemsma - 7	15,397	81	Apr 15	UTAH	L 80- 96	30-51	Williams - 18	Stiemsma - 8	17,009
								82	Apr 17	@San Antonio	W 108- 95	31-51	Williams - 21	Stiemsma - 9	18,581



## 2011-12

RECORD: 26-40



**BACK ROW (L-R):** Player Development Coach Shawn Respert, Michael Beasley, Kevin Love, Nikola Pekovic, Darko Milicic, Brad Miller, Anthony Randolph, Assistant Coach Jack Sikma.

**MIDDLE ROW (L-R):** Video Coordinator Adam Johansen, Head Athletic Trainer Gregg Farnam, Strength and Conditioning Coach Keke Lyles, J.J. Barea, Ricky Rubio, Wayne Ellington, Player Development Coach David Adelman, Assistant Coach Terry Porter, Physical Therapist/Assistant Athletic Trainer Andrew Tai, Assistant Coach T.R. Dunn, Assistant Coach Bill Bayno.

**FRONT ROW (L-R):** President of Basketball Operations David Kahn, Wes Johnson, Malcolm Lee, Derrick Williams, Head Coach Rick Adelman, Luke Ridnour, Anthony Tolliver, Martell Webster.

PLAYER	G/GS	MIN	FIELD GOALS			3-POINT FG			FREE THROWS			REBOUNDS			AST	PF	STL	BLK	PTS	AVG
			FG	FGA	PCT	FG	FGA	PCT	FT	FTA	PCT	OFF	DEF	TOT						
Love	55/55	2145	474	1059	.448	105	252	.372	379	460	.824	226	508	734	111	152	47	28	1432	26.0
Pekovic	47/35	1264	256	454	.564	0	0	---	139	187	.743	181	165	346	31	98	29	31	651	13.9
Ridnour	53/53	1750	242	550	.440	49	152	.322	106	119	.891	19	122	141	252	136	56	16	639	12.1
Beasley	47/7	1087	221	497	.445	38	101	.376	61	95	.642	39	168	207	45	83	18	19	541	11.5
Barea	41/11	1032	167	418	.400	53	143	.371	76	98	.776	14	100	114	232	61	21	0	463	11.3
Rubio	41/31	1404	139	389	.357	32	94	.340	126	157	.803	21	150	171	336	97	91	8	436	10.6
Williams	66/15	1418	205	498	.412	37	138	.268	136	195	.697	77	234	311	38	95	30	31	583	8.8
Randolph	34/5	517	94	200	.470	0	1	.000	64	84	.762	42	81	123	19	56	13	35	252	7.4
Webster	47/26	1140	115	272	.423	37	109	.339	57	72	.792	42	126	168	40	86	31	17	324	6.9
Ellington	51/4	973	122	302	.404	35	108	.324	32	40	.800	14	85	99	33	56	26	10	311	6.1
Johnson	65/64	1469	158	397	.398	53	169	.314	24	34	.706	24	153	177	59	115	35	48	393	6.0
Milicic	29/23	472	59	130	.454	0	0	---	16	37	.432	35	62	97	17	59	9	25	134	4.6
Tolliver	51/0	882	71	782	.390	25	101	.248	41	55	.745	50	103	153	22	86	18	19	208	4.1
Lee	19/0	243	23	59	.390	2	10	.200	14	17	.824	9	17	26	31	22	8	4	62	3.3
Miller	15/1	146	9	27	.333	7	15	.467	10	12	.833	4	15	19	24	10	4	2	35	2.3
<b>TIMBERWOLVES</b>	<b>66</b>	<b>15940</b>	<b>2355</b>	<b>5434</b>	<b>.433</b>	<b>473</b>	<b>1423</b>	<b>.332</b>	<b>1281</b>	<b>1662</b>	<b>.771</b>	<b>797</b>	<b>2089</b>	<b>2886</b>	<b>1290</b>	<b>1212</b>	<b>436</b>	<b>293</b>	<b>6464</b>	<b>97.9</b>
<b>OPPONENTS</b>	<b>66</b>	<b>15940</b>	<b>2572</b>	<b>5656</b>	<b>.455</b>	<b>406</b>	<b>1195</b>	<b>.340</b>	<b>1059</b>	<b>1402</b>	<b>.755</b>	<b>771</b>	<b>2096</b>	<b>2867</b>	<b>1422</b>	<b>1435</b>	<b>549</b>	<b>377</b>	<b>6609</b>	<b>100.1</b>



## 2011-12 DAY-BY-DAY

G#	DATE	OPPONENT	WOLVES/OPP	RECORD	HIGH POINTS	HIGH REBOUNDS	ATTEND.
1	12/26	OKLAHOMA CITY	L 100-104	0-1	Beasley - 24	Love - 12	19,406
2	12/27	@ Milwaukee	L 95-98	0-2	Love - 31	Love - 20	17,352
3	12/30	MIAMI	L 101-103	0-3	Love - 25	Love - 12	19,356
4	1/1	DALLAS	W 99-82	1-3	Love - 25	Love - 17	15,115
5	1/2	SAN ANTONIO	W 106-96	2-3	Love - 24	Love - 15	14,514
6	1/4	MEMPHIS	L 86-90	2-4	Love - 27	Love - 14	17,404
7	1/6	CLEVELAND	L 87-98	2-5	Love - 29	Love - 14	16,943
8	1/8	@ Washington	W 93-72	3-5	Love - 20	Love - 16	13,095
9	1/9	@ Toronto	L 87-97	3-6	Barea - 16	Love - 14	14,097
10	1/10	CHICAGO	L 100-111	3-7	Ridnour - 22	Love - 13	19,356
11	1/13	@ New Orleans	W 87-80	4-7	Love - 34	Love - 15	14,295
12	1/14	@ Atlanta	L 91-93	4-8	Love - 30	Love - 13	13,135
13	1/16	SACRAMENTO	W 99-86	5-8	Love - 33	Love - 11	16,159
14	1/18	DETROIT	W 93-85	6-8	Love - 20	Love - 17	15,598
15	1/20	@ L.A. Clippers	W 101-98	7-8	Milicic - 22	Love - 14	19,492
16	1/21	@ Utah	L 98-108	7-9	Rubio - 17	Love/Williams - 8	19,911
17	1/23	HOUSTON	L 92-107	7-10	Love - 39	Love - 11	16,924
18	1/25	@ Dallas	W 105-90	8-10	Love - 31	Love - 11	20,150
19	1/27	SAN ANTONIO	W 87-79	9-10	Love/Rubio - 18	Love - 16	16,699
20	1/29	L.A. LAKERS	L 101-106	9-11	Love - 33	Love - 13	17,551
21	1/30	@ Houston	W 120-108	10-11	Beasley - 34	Rubio - 8	14,264
22	2/1	INDIANA	L 99-109	10-12	Love - 21	Love - 17	15,017
23	2/3	@ New Jersey	W 108-105	11-12	Pekovic - 27	Pekovic - 11	15,069
24	2/4	HOUSTON	W 100-91	12-12	Love - 25	Love - 18	19,356
25	2/7	SACRAMENTO	W 86-84	13-12	Pekovic - 23	Beasley - 14	14,073
26	2/8	@ Memphis	L 80-85	13-13	Barea - 17	Pekovic/Williams - 9	13,287
27	2/10	DALLAS	L 97-104	13-14	Love - 32	Love - 12	17,119
28	2/11	NEW YORK	L 98-100	13-15	Love - 32	Love - 21	20,232
29	2/13	@ Orlando	L 89-102	13-16	Love - 19	Love - 15	18,846
30	2/15	CHARLOTTE	W 102-90	14-16	Love - 30	Love - 18	15,139
31	2/17	@ Houston	W 111-98	15-16	Love - 33	Love - 17	16,836
32	2/19	PHILADELPHIA	W 92-91	16-16	Rubio - 22	Love - 15	18,759
33	2/20	@ Denver	L 101-103 (OT)	16-17	Love - 22	Love - 13	17,236

G#	DATE	OPPONENT	WOLVES/OPP	RECORD	HIGH POINTS	HIGH REBOUNDS	ATTEND.
34	2/22	UTAH	W 100-98	17-17	Barea - 22	Pekovic - 12	18,776
35	2/28	@ L.A. Clippers	W 109-97	18-17	Beasley/Williams - 27	Love/Rubio - 7	19,243
36	2/29	@ L.A. Lakers	L 85-104	18-18	Beasley/Webster - 14	Randolph - 9	18,997
37	3/1	@ Phoenix	L 95-104	18-19	Love - 23	Love - 10	15,071
38	3/3	@ Portland	W 122-110	19-19	Love - 42	Love - 10	20,644
39	3/5	L.A. CLIPPERS	W 95-94	20-19	Love - 39	Love - 17	19,509
40	3/7	PORTLAND	W 106-94	21-19	Love - 29	Love - 16	17,118
41	3/9	L.A. LAKERS	L 102-105	21-20	Pekovic - 25	Pekovic - 13	20,164
42	3/10	NEW ORLEANS	L 89-95	21-21	Love - 31	Love - 16	20,123
43	3/12	@ Phoenix	W 127-124	22-21	Love - 30	Pekovic/Williams - 8	14,568
44	3/15	@ Utah	L 105-111 (OT)	22-22	Love - 25	Love - 16	18,503
45	3/16	@ L.A. Lakers	L 92-97	22-23	Love - 27	Love - 15	18,997
46	3/18	@ Sacramento	L 99-105	22-24	Love - 21	Love - 11	15,616
47	3/19	@ Golden State	W 97-93	23-24	Love - 36	Love - 16	19,596
48	3/21	@ San Antonio	L 100-116	23-25	Barea - 18	Love - 12	18,581
49	3/23	@ Oklahoma City	L 140-149 (2OT)	23-26	Love - 51	Love - 14	18,203
50	3/25	DENVER	W 117-100	24-26	Love - 30	Love - 21	20,023
51	3/27	@ Memphis	L 86-93	24-27	Love - 28	Love - 11	14,796
52	3/28	@ Charlotte	W 88-83	25-27	Love - 40	Love - 19	10,540
53	3/30	BOSTON	L 79-100	25-28	Love - 22	Love - 11	19,356
54	4/1	@ Portland	L 106-119	25-29	Love - 26	Love - 9	20,359
55	4/2	@ Sacramento	L 108-116	25-30	Love - 23	Love - 7	12,279
56	4/4	GOLDEN STATE	L 94-97	25-31	Love - 29	Love - 12	17,161
57	4/7	@ New Orleans	L 90-99	25-32	Love - 29	Love - 12	15,520
58	4/9	PHOENIX	L 90-114	25-33	Love - 25	Love - 13	17,274
59	4/11	@ Denver	L 107-113	25-34	Randolph - 28	Williams - 8	15,823
60	4/12	L.A. CLIPPERS	L 82-95	25-35	Pekovic - 17	Beasley - 10	16,016
61	4/14	OKLAHOMA CITY	L 110-115	25-36	Beasley - 26	Pekovic - 13	19,552
62	4/16	@ Indiana	L 88-111	25-37	Barea - 14	Williams - 10	11,845
63	4/17	MEMPHIS	L 84-91	25-38	Barea - 28	Pekovic - 11	16,709
64	4/19	@ Detroit	W 91-80	26-38	Pekovic - 23	Randolph - 10	12,458
65	4/22	GOLDEN STATE	L 88-93	26-39	Pekovic - 19	Pekovic - 16	15,872
66	4/26	DENVER	L 102-131	26-40	Barea - 20	Pekovic - 10	14,824





## 2010-11

RECORD: 17-65



**BACK ROW (L-R):** Player Development Coach Darrick Martin, Assistant Coach J.B. Bickerstaff, Assistant Coach Bill Laimbeer, Head Coach Kurt Rambis, Assistant Coach Reggie Theus, Assistant Coach Dave Wohl, Player Development Assistant Coach Jason Glover, Director of Security Bob Goedderz.

**MIDDLE ROW (L-R):** Physical Therapist/Assistant Athletic Trainer Andrew Tai, Strength and Conditioning Coach Dave Vitel, Wayne Ellington, Luke Ridnour, Jonny Flynn, Sebastian Telfair, Martell Webster, Athletic Trainer Gregg Farnam, Video Coordinator Adam Johansen.

**FRONT ROW (L-R):** President of Basketball Operations David Kahn, Lazar Hayward, Anthony Randolph, Darko Milicic, Michael Beasley, Kevin Love, Nikola Pekovic, Anthony Tolliver, Wes Johnson.

PLAYER	G/GS	MIN	FIELD GOALS			3-POINT FG			FREE THROWS			REBOUNDS		TOT	AST	PF	STL	BLK	PTS	AVG
			FG	FGA	PCT	FG	FGA	PCT	FT	FTA	PCT	OFF	DEF							
Love	73/73	2611	482	1026	.470	88	211	.417	424	499	.850	330	782	1112	184	148	45	28	1476	20.2
Beasley	73/73	2361	561	1246	.450	60	164	.366	219	291	.753	118	291	409	158	222	54	52	1401	19.2
Ridnour	71/66	2159	319	681	.468	81	184	.440	121	137	.883	37	162	199	384	146	89	10	840	11.8
Webster	46/1	1094	152	340	.447	55	132	.417	94	122	.770	36	111	147	53	101	28	9	453	9.8
Johnson	79/63	2069	271	682	.397	103	289	.356	64	92	.696	51	189	240	148	163	58	54	709	9.0
Milicic	69/69	1686	271	578	.469	0	0	---	64	115	.557	133	227	360	104	229	54	140	606	8.8
Brewer	56/22	1362	168	437	.384	26	99	.263	121	171	.708	45	107	152	77	134	89	14	483	8.6
Randolph (TOT)	40/3	590	123	264	.466	1	4	.250	58	86	.674	43	117	160	33	62	22	24	305	7.6
Randolph (MIN)	23/3	463	109	219	.498	0	0	---	52	74	.703	32	88	120	26	47	18	16	270	11.7
Telfair	37/8	711	97	241	.402	28	78	.359	44	60	.733	17	37	54	111	64	25	3	266	7.2
Tolliver	65/4	1362	141	313	.450	47	115	.409	105	131	.802	92	203	295	82	145	28	28	434	6.7
Ellington	62/8	1181	160	397	.403	48	121	.397	42	53	.792	26	82	108	72	85	28	3	410	6.6
Pekovic	65/11	887	136	263	.517	0	0	---	87	114	.763	90	103	193	27	181	18	35	359	5.5
Flynn	53/8	983	108	296	.365	31	100	.310	32	42	.762	12	65	77	182	58	34	3	279	5.3
Hayward	42/0	419	55	154	.357	17	60	.283	33	42	.786	23	47	70	28	44	12	7	160	3.8
Ager	4/0	29	6	11	.545	3	4	.750	0	0	---	0	2	2	1	4	1	0	15	3.8
Koufos	39/1	336	47	108	.435	0	2	.000	12	24	.500	42	55	97	7	50	8	20	106	2.7
Gaines	8/0	65	7	22	.318	2	6	.333	5	10	.500	1	5	6	6	4	3	0	21	2.6
<b>TIMBERWOLVES</b>	<b>82</b>	<b>19780</b>	<b>3090</b>	<b>7014</b>	<b>.441</b>	<b>589</b>	<b>1565</b>	<b>.376</b>	<b>1519</b>	<b>1977</b>	<b>.768</b>	<b>1085</b>	<b>2556</b>	<b>3641</b>	<b>1650</b>	<b>1825</b>	<b>592</b>	<b>422</b>	<b>8288</b>	<b>101.1</b>
<b>OPPONENTS</b>	<b>82</b>	<b>19780</b>	<b>3230</b>	<b>6902</b>	<b>.468</b>	<b>639</b>	<b>1707</b>	<b>.374</b>	<b>1733</b>	<b>2227</b>	<b>.778</b>	<b>913</b>	<b>2577</b>	<b>3490</b>	<b>2031</b>	<b>1717</b>	<b>777</b>	<b>447</b>	<b>8832</b>	<b>107.7</b>



## 2010-11 DAY-BY-DAY

G#	DATE	OPPONENT	WOLVES/OPP	RECORD	HIGH POINTS	HIGH REBOUNDS	ATTEND.	G#	DATE	OPPONENT	WOLVES/OPP	RECORD	HIGH POINTS	HIGH REBOUNDS	ATTEND.
1	10/27	SACRAMENTO	L 116-117	0-1	Ridnour - 20	Love - 10	17,067	42	1/17	@ Portland	L 102-113	10-32	Love/Milicic - 22	Love - 17	20,239
2	10/29	MILWAUKEE	W 96-85	1-1	Beasley - 21	Love - 16	17,197	43	1/19	@ L.A. Clipper	L 111-126	10-33	Love - 26	Love - 11	17,793
3	10/30	@ Memphis	L 89-109	1-2	Ellington - 15	Love - 13	12,753	44	1/24	HOUSTON	L 125-129	10-34	Love - 24	Love - 17	11,983
4	11/2	@ Miami	L 97-129	1-3	Love - 20	Pekovic - 8	19,600	45	1/26	OKLAHOMA CITY	L 117-118 (OT)	10-35	Love - 31	Love - 21	14,979
5	11/3	@ Orlando	L 86-128	1-4	Love - 22	Love - 9	18,846	46	1/28	@ Utah	L 100-108	10-36	Love - 22	Love - 15	19,911
6	11/5	ATLANTA	L 103-113	1-5	Three Players - 18	Love - 12	17,222	47	1/29	TORONTO	W 103-87	11-36	Love - 21	Love - 12	14,991
7	11/7	@ Houston	L 94-120	1-6	Love - 16	Love - 16	15,058	48	2/2	MEMPHIS	L 84-102	11-37	Beasley - 19	Love - 10	12,662
8	11/9	@ L.A. Lakers	L 94-99	1-7	Love - 23	Love - 24	18,997	49	2/4	@ Toronto	L 100-111	11-38	Love - 20	Love - 15	14,389
9	11/10	@ Sacramento	W 98-89	2-7	Beasley - 42	Beasley/Love - 9	12,433	50	2/5	DENVER	L 100-113	11-39	Beasley - 23	Love - 19	15,389
10	11/12	NEW YORK	W 112-103	3-7	Beasley - 35	Love - 31	15,232	51	2/7	@ New Orleans	W 104-92	12-39	Love - 27	Love - 17	13,401
11	11/14	@ Atlanta	L 105-111	3-8	Beasley - 25	Love - 17	12,027	52	2/8	@ Houston	W 112-108	13-39	Love - 20	Love - 14	15,679
12	11/15	@ Charlotte	L 110-113	3-9	Beasley - 28	Milicic - 12	11,211	53	2/11	@ Indiana	L 105-116	13-40	Love - 22	Love - 15	12,559
13	11/17	L.A. CLIPPERS	W 113-111	4-9	Beasley - 33	Love - 14	12,909	54	2/12	PHILADELPHIA	L 87-107	13-41	Love - 16	Love - 13	17,011
14	11/19	L.A. LAKERS	L 95-112	4-10	Beasley - 25	Milicic - 16	19,356	55	2/14	PORTLAND	L 81-95	13-42	Webster - 17	Love - 11	11,227
15	11/22	@ Oklahoma City	L 107-117	4-11	Love - 24	Love - 17	17,653	56	2/16	L.A. CLIPPERS	L 90-98	13-43	Ellington/Love - 18	Love - 18	15,227
16	11/24	SAN ANTONIO	L 109-113 (OT)	4-12	Love - 32	Love - 22	13,117	57	2/22	@ Milwaukee	L 88-94	13-44	Beasley - 21	Love - 17	13,106
17	11/27	GOLDEN STATE	L 94-104	4-13	Beasley - 28	Love - 22	14,440	58	2/23	MEMPHIS	L 95-104	13-45	Ellington - 16	Love - 11	11,497
18	12/1	@ Dallas	L 86-100	4-14	Beasley - 16	Love - 15	19,567	59	2/25	NEW ORLEANS	L 81-95	13-46	Johnson/Ridnour - 22	Love - 14	16,965
19	12/3	@ San Antonio	L 101-107	4-15	Beasley - 28	Love - 18	18,581	60	2/27	GOLDEN STATE	W 126-123	14-46	Love - 37	Love - 23	16,021
20	12/4	CLEVELAND	W 129-95	5-15	Love - 28	Love - 19	14,422	61	3/1	L.A. LAKERS	L 79-90	14-47	Johnson - 20	Love - 11	17,111
21	12/6	@ New York	L 114-121	5-16	Love - 33	Love - 15	19,763	62	3/2	@ Detroit	W 116-105	15-47	Love - 20	Love - 20	13,122
22	12/8	OKLAHOMA CITY	L 103-111	5-17	Beasley - 26	Love - 21	13,907	63	3/4	@ Philadelphia	L 100-111	15-48	Love - 21	Love - 23	12,008
23	12/10	DETROIT	W 109-99	6-17	Love - 27	Love - 18	13,988	64	3/5	@ Washington	L 96-103	15-49	Love - 20	Love - 21	18,216
24	12/11	@ Chicago	L 82-113	6-18	Love - 23	Love - 15	21,102	65	3/7	DALLAS	L 105-108	15-50	Love - 23	Love - 17	13,288
25	12/14	@ Golden State	L 99-108	6-19	Milicic - 25	Love - 14	17,615	66	3/9	INDIANA	W 101-75	16-50	Beasley/Love - 16	Love - 21	15,153
26	12/15	@ Phoenix	L 122-128	6-20	Love - 23	Love - 16	16,977	67	3/11	UTAH	W 122-101	17-50	Love - 24	Love - 12	18,534
27	12/17	@ Portland	L 102-107	6-21	Beasley - 33	Love - 17	20,310	68	3/13	@ Golden State	L 77-100	17-51	Beasley/Webster - 16	Love - 12	17,788
28	12/18	@ Denver	L 113-115	6-22	Love - 43	Love - 17	15,409	69	3/16	@ Utah	L 104-119	17-52	Love - 22	Love - 11	19,465
29	12/20	@ L.A. Clipper	L 90-113	6-23	Beasley - 20	Love - 10	16,053	70	3/18	@ L.A. Lakers	L 98-106	17-53	Johnson - 29	Love - 13	18,997
30	12/22	UTAH	L 107-112	6-24	Love - 25	Love - 19	15,809	71	3/20	SACRAMENTO	L 95-127	17-54	Ridnour - 22	Milicic - 6	18,993
31	12/26	@ Cleveland	W 98-97	7-24	Beasley - 28	Love - 18	20,562	72	3/24	@ Dallas	L 96-104	17-55	Randolph - 31	Randolph - 11	20,296
32	12/27	NEW ORLEANS	W 113-98	8-24	Beasley - 30	Love - 11	11,679	73	3/25	@ Oklahoma City	L 103-111	17-56	Randolph - 24	Randolph - 15	18,203
33	12/29	DENVER	L 113-119	8-25	Beasley - 33	Love - 14	17,093	74	3/27	BOSTON	L 82-85	17-57	Beasley - 28	Tolliver - 15	19,178
34	1/1	NEW JERSEY	W 103-88	9-25	Love - 23	Love - 10	12,665	75	3/30	CHICAGO	L 91-108	17-58	Love - 16	Love - 9	19,207
35	1/3	@ Boston	L 93-96	9-26	Beasley - 19	Love - 24	18,624	76	4/1	MIAMI	L 92-111	17-59	Webster - 22	Love - 7	19,096
36	1/5	CHARLOTTE	L 105-108 (OT)	9-27	Love - 35	Love - 15	14,881	77	4/2	@ Memphis	L 89-106	17-60	Beasley - 20	Pekovic - 6	15,327
37	1/7	PORTLAND	L 98-108	9-28	Love - 30	Love - 19	12,213	78	4/5	@ New Jersey	L 105-107	17-61	Beasley/Randolph-20	Beasley - 11	13,461
38	1/9	@ San Antonio	L 91-94	9-29	Love - 18	Love - 17	18,581	79	4/6	PHOENIX	L 98-108	17-62	Beasley - 24	Beasley - 11	16,113
39	1/11	SAN ANTONIO	L 96-107	9-30	Love - 20	Love - 20	11,209	80	4/9	@ Denver	L 106-130	17-63	Hayward/Webster-15	Tolliver - 7	19,155
40	1/13	WASHINGTON	W 109-97	10-30	Love - 35	Love/Milicic - 11	11,437	81	4/11	@ Phoenix	L 127-135 (OT)	17-64	Beasley - 26	Randolph/Tolliver - 10	17,485
41	1/15	ORLANDO	L 99-108	10-31	Brewer - 23	Love - 15	17,391	82	4/13	HOUSTON	L 102-121	17-65	Beasley - 34	Tolliver - 13	17,101



## 2009-10

RECORD: 15-67



**BACK ROW (L-R):** Video Coordinator Mike Lindahl, Assistant Director of Player Development Darrick Martin, Assistant Coach J.B. Bickerstaff, Assistant Coach Bill Laimbeer, Head Coach Kurt Rambis, Assistant Coach Reggie Theus, Assistant Coach Dave Wohl, Director of Security Bob Goedderz

**MIDDLE ROW (L-R):** Strength and Conditioning Intern Joe Bueckers, Strength and Conditioning Coach Dave Vitel, Physical Therapist Andre Deloya, Sasha Pavlovic, Wayne Ellington, Jonny Flynn, Ramon Sessions, Ryan Gomes, Corey Brewer, Damien Wilkins, Orthopaedic Surgeon Dr. David Fischer, Vice President of Team Medical Services Dr. Sheldon Burns, Athletic Trainer Gregg Farnam, Training Intern Tim Greve

**FRONT ROW (L-R):** President Chris Wright, Ryan Hollins, Olesiy Pecherov, Al Jefferson, President of Basketball Operations David Kahn, Owner Glen Taylor, Kevin Love, Brian Cardinal, Darko Milicic, CEO Rob Moor

	FIELD GOALS			3-POINT FG			FREE THROWS			REBOUNDS											
PLAYER	G/GS	MIN	FG	FGA	PCT	FG	FGA	PCT	FT	FTA	PCT	OFF	DEF	TOT	AST	PF	STL	BLK	PTS	AVG	
Jefferson	76/76	2463	560	1125	.498	0	4	.000	181	266	.680	180	523	703	137	205	63	98	1301	17.1	
Love	60/22	1714	291	646	.450	35	106	.330	225	276	.815	227	431	658	136	136	43	23	842	14.0	
Flynn	81/81	2339	397	952	.417	77	215	.358	223	270	.826	24	167	191	356	98	82	2	1094	13.5	
Brewer	82/82	2482	409	949	.431	82	237	.346	166	256	.648	70	209	279	193	224	117	29	1066	13.0	
Gomes	76/64	2210	327	732	.447	74	199	.372	104	126	.825	76	272	348	124	155	62	16	832	10.9	
Sessions	82/1	1732	253	555	.456	1	15	.067	167	233	.717	58	156	214	258	137	55	5	674	8.2	
Milicic (TOT)	32/18	685	100	204	.490	0	1	.000	15	28	.536	47	104	151	47	82	22	34	215	6.7	
Milicic (MIN)	24/18	614	92	187	.492	0	1	.000	15	28	.536	42	91	133	43	75	18	33	199	8.3	
Ellington	76/1	1384	190	448	.424	64	162	.395	61	70	.871	33	126	159	74	72	20	5	505	6.6	
Hollins	73/27	1223	169	303	.558	0	1	.000	109	158	.690	79	128	207	51	199	19	38	447	6.1	
Wilkins	80/31	1585	165	381	.433	18	61	.295	103	129	.798	72	177	249	135	144	66	25	451	5.6	
Pecherov	44/5	447	77	188	.410	14	52	.269	29	32	.906	32	92	124	11	55	9	14	197	4.5	
Pavlovic	71/0	877	109	300	.363	35	118	.297	10	26	.385	12	105	117	58	84	23	6	263	3.7	
Tucker (TOT)	15/0	95	17	39	.436	1	7	.143	16	21	.762	6	4	10	4	6	0	0	51	3.4	
Tucker (MIN)	4/0	25	4	9	.444	0	0	---	0	0	---	1	2	3	1	1	0	0	8	2.0	
Jawai	39/2	412	49	111	.441	0	1	.000	26	38	.684	49	55	104	24	58	10	9	124	3.2	
Cardinal	29/0	267	14	36	.389	3	9	.333	17	18	.944	7	22	29	24	56	9	3	48	1.7	
Hart	1/0	5	0	1	.000	0	0	---	0	0	---	0	0	0	1	0	1	0	0	0.0	
TIMBERWOLVES	82	19780	3106	6923	.449	403	1181	.341	1436	1926	.746	962	2556	3518	1626	1699	597	306	8051	98.2	
OPPONENTS	82	19780	3343	6961	.480	618	1690	.366	1534	1981	.774	917	2640	3557	2103	1686	721	442	8838	107.8	





## 2009-10

### DAY-BY-DAY

G#	DATE	OPPONENT	WOLVES/OPP	RECORD	HIGH POINTS	HIGH REBOUNDS	ATTEND.	G#	DATE	OPPONENT	WOLVES/OPP	RECORD	HIGH POINTS	HIGH REBOUNDS	ATTEND.
1	10/28	NEW JERSEY	W 95-93	1-0	Flynn - 18	Wilkins - 10	18,358	42	1/18	PHILADELPHIA	W 108-103 (OT)	9-33	Flynn - 29	Jefferson - 13	14,637
2	10/30	CLEVELAND	L 87-104	1-1	Flynn - 17	Jefferson - 8	19,356	43	1/20	OKLAHOMA CITY	L 92-94	9-34	Brewer - 25	Jefferson - 9	12,995
3	11/1	@ Phoenix	L 112-120	1-2	Gomes - 23	Gomes - 15	15,376	44	1/22	NEW ORLEANS	L 94-96	9-35	Jefferson - 25	Jefferson - 13	17,101
4	11/2	@ L.A. Clippers	L 90-93	1-3	Jefferson - 24	Sessions - 8	13,614	45	1/23	@ Milwaukee	L 94-127	9-36	Flynn - 20	Love - 12	17,742
5	11/4	BOSTON	L 90-92	1-4	Pecherov - 24	Pecherov - 8	19,133	46	1/26	@ New York	L 105-132	9-37	Brewer - 22	Jefferson - 10	18,111
6	11/6	MILWAUKEE	L 72-87	1-5	Flynn - 20	Pecherov - 9	13,758	47	1/27	@ Cleveland	L 95-109	9-38	Brewer - 22	Jefferson/Love - 10	20,562
7	11/8	@ Portland	L 93-116	1-6	Jawai-16	Jefferson - 10	20,306	48	1/29	L.A. CLIPPERS	W 111-97	10-38	Brewer - 20	Jefferson - 16	13,398
8	11/9	@ Golden State	L 105-146	1-7	Flynn - 20	Wilkins - 10	15,468	49	1/31	NEW YORK	W 112-91	11-38	Love - 25	Jefferson/Love - 11	13,711
9	11/11	PORTLAND	L 84-107	1-8	Flynn - 15	Gomes - 7	13,555	50	2/5	@ Dallas	W 117-108	12-38	Flynn - 19	Love - 11	20,034
10	11/13	DALLAS	L 77-89	1-9	Flynn - 11	Pavlovic - 10	12,372	51	2/6	MEMPHIS	W 109-102	13-38	Gomes - 26	Jefferson/Love - 7	14,159
11	11/14	@ Memphis	L 87-97	1-10	Brewer - 16	Hollins - 8	10,019	52	2/9	@ Philadelphia	L 97-119	13-39	Ellington - 16	Jefferson - 10	11,038
12	11/18	HOUSTON	L 84-97	1-11	Jefferson - 20	Jefferson - 10	11,137	53	2/10	CHARLOTTE	L 92-93	13-40	Jefferson - 19	Jefferson - 10	13,352
13	11/21	@ Portland	L 78-106	1-12	Jefferson - 20	Jefferson/Pecherov - 10	20,453	54	2/16	@ Detroit	L 85-108	13-41	Love - 22	Love - 15	14,449
14	11/23	@ L.A. Clippers	L 87-91	1-13	Flynn - 17	Jefferson - 13	13,815	55	2/17	@ Washington	L 99-108	13-42	Jefferson - 18	Love - 13	13,143
15	11/25	DENVER	L 111-124	1-14	Brewer - 22	Brewer - 13	13,101	56	2/19	CHICAGO	L 94-100	13-43	Brewer - 19	Flynn/Wilkins - 7	18,183
16	11/27	PHOENIX	L 95-120	1-15	Sessions - 23	Hollins - 6	18,225	57	2/21	OKLAHOMA CITY	L 107-109	13-44	Flynn/Love - 19	Love - 14	14,202
17	11/29	@ Denver	W 106-100	2-15	Gomes - 27	Wilkins - 12	15,147	58	2/23	@ Miami	W 91-88	14-44	Love - 17	Love - 12	15,854
18	12/2	MEMPHIS	L 95-97	2-16	Gomes - 20	Jefferson - 9	11,408	59	2/24	@ Atlanta	L 92-98	14-45	Love - 19	Love - 12	15,059
19	12/4	@ New Orleans	L 89-98	2-17	Jefferson - 20	Jefferson - 14	14,720	60	2/26	@ Oklahoma City	L 92-109	14-46	Love - 19	Milicic - 9	18,203
20	12/5	UTAH	W 108-101	3-17	Gomes - 23	Jefferson - 11	18,466	61	2/27	PORTLAND	L 91-110	14-47	Jefferson - 19	Jefferson - 11	19,266
21	12/8	@ Toronto	L 88-94	3-18	Love - 18	Jefferson - 11	15,167	62	3/3	@ Dallas	L 109-112	14-48	Brewer - 24	Love - 14	19,511
22	12/9	NEW ORLEANS	L 96-97	3-19	Gomes - 21	Jefferson - 16	12,056	63	3/6	HOUSTON	L 98-112	14-49	Love - 20	Love - 11	15,587
23	12/11	@ L.A. Lakers	L 92-104	3-20	Jefferson - 24	Love - 19	18,997	64	3/8	DALLAS	L 112-125	14-50	Jefferson - 36	Jefferson - 14	14,007
24	12/12	@ Sacramento	L 100-120	3-21	Jefferson - 26	Love - 12	11,333	65	3/10	DENVER	L 102-110	14-51	Brewer - 21	Milicic - 12	14,256
25	12/14	@ Utah	W 110-108	4-21	Flynn - 28	Love - 14	18,090	66	3/12	SAN ANTONIO	L 85-103	14-52	Ellington - 17	Jefferson - 9	17,009
26	12/16	L.A. CLIPPERS	L 95-120	4-22	Love - 19	Love - 12	12,526	67	3/14	@ Sacramento	L 100-114	14-53	Jefferson - 22	Jefferson - 10	10,736
27	12/18	SACRAMENTO	W 112-96	5-22	Brewer/Love - 20	Love - 16	13,144	68	3/16	@ Phoenix	L 114-152	14-54	Brewer - 21	Jefferson - 8	18,197
28	12/20	@ Boston	L 104-122	5-23	Flynn - 21	Jefferson/Love - 11	18,624	69	3/17	@ Utah	L 100-122	14-55	Brewer/Jefferson-17	Jefferson - 8	19,851
29	12/22	ATLANTA	L 87-112	5-24	Jefferson - 17	Love - 19	11,271	70	3/19	@ L.A. Lakers	L 96-104	14-56	Flynn - 20	Milicic - 12	18,997
30	12/23	@ New Jersey	W 103-99	6-24	Jefferson - 27	Love - 16	10,204	71	3/22	TORONTO	L 100-106	14-57	Jefferson - 22	Gomes/Jefferson - 7	14,554
31	12/26	WASHINGTON	W 101-89	7-24	Brewer - 27	Wilkins - 13	16,838	72	3/24	@ Charlotte	L 95-108	14-58	Jefferson - 21	Love - 9	14,457
32	12/29	@ San Antonio	L 99-117	7-25	Jefferson - 20	Love - 12	18,581	73	3/26	@ Orlando	L 97-106	14-59	Jefferson - 18	Jefferson - 13	17,461
33	12/30	UTAH	L 103-107	7-26	Jefferson - 21	Love - 11	14,123	74	3/28	PHOENIX	L 105-111	14-60	Love - 23	Love - 22	16,668
34	1/1	ORLANDO	L 94-106	7-27	Flynn - 23	Jefferson/Love - 10	17,065	75	3/31	SACRAMENTO	W 108-99	15-60	Brewer/Jefferson-19	Jefferson - 12	15,582
35	1/2	@ Indiana	L 111-122	7-28	Jefferson - 23	Hollins - 9	12,685	76	4/3	MIAMI	L 84-97	15-61	Jefferson/Sessions-12	Love - 11	17,601
36	1/6	GOLDEN STATE	L 101-107	7-29	Jefferson - 26	Love - 15	12,046	77	4/4	@ Oklahoma City	L 108-116	15-62	Flynn/Gomes - 22	Love - 9	18,203
37	1/8	INDIANA	W 116-109	8-29	Jefferson - 25	Love - 13	13,111	78	4/7	GOLDEN STATE	L 107-116	15-63	Flynn/Gomes - 19	Love - 18	15,863
38	1/9	@ Chicago	L 96-110	8-30	Gomes - 15	Love - 10	20,255	79	4/9	L.A. LAKERS	L 88-97	15-64	Flynn - 19	Love - 18	20,200
39	1/11	@ Denver	L 94-105	8-31	Brewer - 25	Jefferson - 15	14,669	80	4/11	@ New Orleans	L 86-114	15-65	Gomes - 18	Love - 6	14,931
40	1/13	@ Houston	L 114-120 (3OT)	8-32	Jefferson - 26	Jefferson - 26	15,175	81	4/12	@ San Antonio	L 111-133	15-66	Pavlovic-16	Love - 9	18,581
41	1/15	@ Memphis	L 110-135	8-33	Brewer - 22	Love - 9	12,812	82	4/14	DETROIT	L 98-103	15-67	Brewer - 27	Jefferson - 11	15,790



2008-09

RECORD: 24-58



**BACK ROW (L-R):** Shelden Williams, Mark Madsen, Al Jefferson, Jason Collins, Kevin Love, Corey Brewer, Brian Cardinal

**MIDDLE ROW (L-R):** Strength and Condition Intern Joe Bueckers, Strength and Condition Coach Dave Vitel, Athletic Training Intern Kakeru Nakajima, Physical Therapist Andre Deloya, Sebastian Telfair, Kevin Ollie, Rodney Carney, Mike Miller, Ryan Gomes, Craig Smith, Randy Foye, Bobby Brown, Vice President Team Medical Services Dr. Sheldon Burns, Director of Security Bob Goedderz, Athletic Trainer Gregg Farnam, Video Coordinator Mike Lindahl

**FRONT ROW (L-R):** Director of Player Personnel Zarko Durisic, Assistant General Manager Rob Babcock, Assistant General Manager Fred Hoiberg, General Manager Jim Stack, Chief Executive Officer Rob Moor, Owner Glen Taylor, Head Coach Kevin McHale, Assistant Coach Jerry Sichting, Assistant Coach J.B. Bickerstaff, Assistant Coach Dean Cooper, Assistant Coach Ed Pinckney

PLAYER	G/GS	MIN	FIELD GOALS			3-POINT FG			FREE THROWS			REBOUNDS			AST	PF	STL	BLK	PTS	AVG
			FG	FGA	PCT	FG	FGA	PCT	FT	FTA	PCT	OFF	DEF	TOT						
Jefferson	50/50	1836	485	975	.497	0	4	.000	186	252	.738	172	376	548	79	141	39	83	1156	23.1
Foye	70/61	2494	399	981	.407	111	308	.360	230	272	.846	34	180	214	303	201	72	26	1139	16.3
Gomes	82/76	2614	420	974	.431	106	285	.372	146	181	.807	106	286	392	135	183	63	22	1092	13.3
Love	81/37	2048	316	688	.459	2	19	.105	265	336	.789	274	460	734	84	205	35	50	899	11.1
Smith	74/31	1460	289	514	.562	0	1	.000	168	248	.677	98	186	284	79	184	31	19	746	10.1
Miller	73/47	2356	264	548	.482	85	225	.378	109	149	.732	73	410	483	326	139	30	31	722	9.9
Telfair	75/43	2095	267	697	.383	73	211	.346	131	160	.819	32	95	127	343	184	73	12	738	9.8
McCants	34/2	636	105	292	.360	38	119	.319	60	81	.741	11	52	63	32	63	27	6	308	9.1
Carney	67/6	1199	176	423	.416	79	226	.350	50	66	.758	36	90	126	26	94	45	29	481	7.2
Brewer	15/8	307	37	90	.411	5	12	.417	14	19	.737	18	31	49	25	37	15	3	93	6.2
Brown (TOT)	68/2	931	141	360	.392	45	130	.346	34	43	.791	14	38	52	117	95	21	3	361	5.3
Brown (MIN)	21/1	256	47	113	.416	14	36	.389	8	9	.889	6	10	16	30	21	6	2	116	5.5
Williams (TOT)	45/0	513	70	157	.446	0	2	.000	46	63	.730	49	104	153	12	64	22	18	186	4.1
Williams (MIN)	15/0	207	30	68	.441	0	0	---	14	21	.667	24	51	75	4	28	10	8	74	4.9
Ollie	50/21	850	61	150	.407	0	1	.000	80	96	.833	13	62	75	117	79	19	4	202	4.0
Cardinal	64/4	909	65	169	.385	30	92	.326	30	35	.857	39	103	142	76	135	37	13	190	3.0
Collins	31/22	422	22	70	.314	0	0	---	13	28	.464	28	42	70	11	73	9	13	57	1.8
Madsen	19/1	116	3	14	.214	0	0	---	0	4	.000	10	8	18	4	18	1	1	6	0.3
Booth	1/0	1	0	0	---	0	0	---	0	0	---	1	0	1	0	0	0	0	0	0.0
<b>TIMBERWOLVES</b>	<b>82</b>	<b>19805</b>	<b>2986</b>	<b>6766</b>	<b>.441</b>	<b>543</b>	<b>1539</b>	<b>.353</b>	<b>1504</b>	<b>1957</b>	<b>.769</b>	<b>975</b>	<b>2442</b>	<b>3417</b>	<b>1674</b>	<b>1785</b>	<b>512</b>	<b>322</b>	<b>8019</b>	<b>97.8</b>
<b>OPPONENTS</b>	<b>82</b>	<b>19805</b>	<b>3109</b>	<b>6561</b>	<b>.474</b>	<b>536</b>	<b>1420</b>	<b>.377</b>	<b>1668</b>	<b>2145</b>	<b>.778</b>	<b>813</b>	<b>2539</b>	<b>3352</b>	<b>1765</b>	<b>1642</b>	<b>610</b>	<b>484</b>	<b>8422</b>	<b>102.7</b>



## 2008-09

### DAY-BY-DAY

G#	DATE	OPPONENT	WOLVES/OPP	RECORD	HIGH POINTS	HIGH REBOUNDS	ATTEND.
1	10/29	SACRAMENTO	W 98-96	1-0	Jefferson - 21	Jefferson - 10	17,820
2	11/1	DALLAS	L 85-95	1-1	McCants - 18	Jefferson - 12	16,893
3	11/2	@ Oklahoma City	L 85-88	1-2	Jefferson - 24	Jefferson - 13	18,163
4	11/5	SAN ANTONIO	L 125-129 (2OT)	1-3	Jefferson - 30	Jefferson - 14	11,112
5	11/7	@ Sacramento	L 109-121	1-4	Love - 20	Jefferson - 9	10,592
6	11/8	@ Portland	L 93-97	1-5	Jefferson - 27	Love - 7	20,599
7	11/11	@ Golden State	L 110-113 (OT)	1-6	Jefferson - 25	Jefferson - 12	17,422
8	11/15	PORTLAND	L 83-88	1-7	Jefferson - 26	Jefferson - 6	12,213
9	11/16	@ Denver	L 84-90	1-8	Jefferson - 20	Jefferson - 14	16,721
10	11/19	PHILADELPHIA	W 102-96	2-8	Jefferson - 25	Miller - 10	10,111
11	11/21	BOSTON	L 78-95	2-9	Jefferson - 21	Smith - 7	19,107
12	11/23	@ Detroit	W 106-80	3-9	Foye - 23	Smith - 9	22,076
13	11/26	PHOENIX	L 102-110	3-10	Jefferson - 28	Jefferson - 17	11,708
14	11/28	@ Oklahoma City	W 105-103	4-10	Smith - 23	Jefferson - 9	18,229
15	11/29	DENVER	L 97-106	4-11	Foye - 25	Jefferson - 13	14,197
16	12/1	@ Charlotte	L 90-100	4-12	Foye - 23	Miller - 10	9,285
17	12/3	@ Orlando	L 89-100	4-13	Jefferson - 19	Love - 12	15,705
18	12/5	@ New Jersey	L 84-113	4-14	Foye - 20	Jefferson - 12	15,364
19	12/6	L.A. CLIPPERS	L 84-107	4-15	Jefferson - 28	Love - 15	10,863
20	12/9	UTAH	L 96-99	4-16	Jefferson - 21	Love - 15	10,475
21	12/10	@ Denver	L 105-116	4-17	Foye/Jefferson - 26	Love - 14	14,007
22	12/12	SAN ANTONIO	L 86-98	4-18	Jefferson - 29	Jefferson - 13	15,336
23	12/14	@ L.A. Lakers	L 86-98	4-19	Jefferson - 20	Jefferson - 13	18,997
24	12/15	@ Sacramento	L 103-118	4-20	Jefferson - 22	Love - 15	10,593
25	12/17	CLEVELAND	L 70-93	4-21	Jefferson - 20	Jefferson - 11	14,899
26	12/20	HOUSTON	L 102-109	4-22	Jefferson - 34	Jefferson - 13	12,115
27	12/23	@ San Antonio	L 93-99	4-23	Jefferson - 28	Foye - 16	17,996
28	12/26	@ New York	W 120-107	5-23	McCants - 23	Jefferson - 15	19,763
29	12/27	ORLANDO	L 94-118	5-24	McCants - 21	Love - 10	17,003
30	12/29	MEMPHIS	W 108-98 (OT)	6-24	Jefferson - 38	Jefferson - 16	12,207
31	12/30	@ Dallas	L 100-107	6-25	Jefferson - 21	Jefferson - 9	20,264
32	1/2	GOLDEN STATE	W 115-108	7-25	Jefferson - 32	Gomes/Jefferson - 10	11,921
33	1/3	@ Chicago	W 102-92	8-25	Foye - 21	Jefferson - 14	20,516
34	1/6	@ Memphis	W 94-87	9-25	Foye - 23	Jefferson - 12	10,156
35	1/7	OKLAHOMA CITY	W 129-87	10-25	Foye - 32	Love - 15	10,272
36	1/10	MILWAUKEE	W 106-104	11-25	Carney - 22	Love - 12	15,007
37	1/13	MIAMI	L 96-99	11-26	Foye - 29	Jefferson - 10	10,856
38	1/16	@ Phoenix	W 105-103	12-26	Jefferson - 22	Love - 14	18,422
39	1/19	@ L.A. Clippers	W 94-86	13-26	Jefferson/Smith - 20	Jefferson - 17	14,399
40	1/20	@ Utah	L 107-112	13-27	Jefferson - 25	Love - 9	19,911
41	1/23	NEW ORLEANS	W 116-108	14-27	Foye/Jefferson - 24	Jefferson - 14	18,224

G#	DATE	OPPONENT	WOLVES/OPP	RECORD	HIGH POINTS	HIGH REBOUNDS	ATTEND.
42	1/25	CHICAGO	W 109-108 (OT)	15-27	Jefferson - 39	Love - 15	16,009
43	1/26	@ Milwaukee	W 90-83	16-27	Jefferson - 23	Jefferson/Miller - 10	12,914
44	1/28	DETROIT	L 89-98	16-28	Jefferson - 24	Love - 10	14,232
45	1/30	L.A. LAKERS	L 119-132	16-29	Jefferson - 34	Jefferson - 13	19,111
46	2/1	@ Boston	L 101-109	16-30	Jefferson - 34	Jefferson - 11	18,624
47	2/3	@ Indiana	W 116-111	17-30	Foye - 19	Jefferson - 15	11,015
48	2/4	ATLANTA	L 86-94	17-31	Jefferson - 18	Love - 14	13,745
49	2/7	@ Houston	L 90-107	17-32	Jefferson - 36	Jefferson - 22	16,815
50	2/8	@ New Orleans	L 97-101	17-33	Jefferson - 25	Jefferson - 14	16,046
51	2/10	TORONTO	L 102-110	17-34	Foye - 33	Love - 12	12,722
52	2/17	@ Washington	L 103-111	17-35	Foye - 23	Love - 11	11,623
53	2/18	@ Miami	W 111-104	18-35	Telfair - 30	Cardinal - 10	17,525
54	2/20	INDIANA	L 105-112	18-36	Foye - 36	Love - 12	13,777
55	2/22	L.A. LAKERS	L 108-111	18-37	Gomes/Telfair - 20	Love - 10	19,177
56	2/24	@ Toronto	L 110-118	18-38	Foye - 25	Miller - 12	17,457
57	2/25	UTAH	L 103-120	18-39	Gomes/Love - 24	Love - 15	13,108
58	2/27	PORTLAND	L 82-102	18-40	Miller/Smith - 16	Gomes - 9	17,017
59	3/1	HOUSTON	L 94-105	18-41	Foye - 24	Miller/Smith - 6	13,716
60	3/3	GOLDEN STATE	L 94-118	18-42	Foye - 19	Love - 14	14,780
61	3/6	@ L.A. Lakers	L 90-110	18-43	Gomes - 20	Love - 14	18,997
62	3/7	@ Portland	L 93-95	18-44	Gomes - 28	Collins/Love/Miller - 7	20,535
63	3/9	WASHINGTON	L 99-110	18-45	Gomes/Telfair - 18	Love - 11	13,119
64	3/11	MEMPHIS	W 104-79	19-45	Gomes - 25	Love/Miller - 11	12,443
65	3/13	NEW YORK	L 94-102	19-46	Gomes - 28	Miller - 11	14,311
66	3/14	CHARLOTTE	W 108-100	20-46	Love - 22	Love/Smith - 7	15,276
67	3/17	@ San Antonio	L 86-93	20-47	Love/Telfair - 17	Love - 19	18,797
68	3/18	@ New Orleans	L 93-94	20-48	Love - 23	Love - 11	17,253
69	3/20	@ Houston	L 88-107	20-49	Smith - 19	Love - 12	17,456
70	3/22	OKLAHOMA CITY	L 90-97	20-50	Smith - 19	Miller/Smith - 10	18,561
71	3/23	@ Atlanta	L 97-109	20-51	Foye - 19	Miller - 9	13,425
72	3/25	@ Philadelphia	L 88-96	20-52	Carney - 21	Gomes/Love - 9	16,965
73	3/27	@ Cleveland	L 85-107	20-53	Foye/Love - 18	Love - 6	20,562
74	3/29	NEW JERSEY	W 108-99	21-53	Miller - 22	Love - 11	16,539
75	3/31	DALLAS	L 88-108	21-54	Love - 23	Love - 12	12,111
76	4/3	@ Utah	W 103-102	22-54	Carney/Gomes - 25	Miller - 9	19,911
77	4/5	DENVER	L 87-110	22-55	Telfair - 18	Williams-12	16,839
78	4/7	@ L.A. Clippers	W 87-77	23-55	Gomes - 24	Love - 15	16,757
79	4/8	@ Golden State	W 105-97	24-55	Telfair - 21	Love - 12	18,808
80	4/11	PHOENIX	L 97-110	24-56	Telfair - 21	Miller - 9	18,478
81	4/13	@ Dallas	L 94-96	24-57	Smith - 24	Love - 11	19,900
82	4/15	SACRAMENTO	L 90-97	24-58	Smith - 18	Love - 10	17,333





## 2007-08

RECORD: 22-60



**BACK ROW (L-R):** Craig Smith, Chris Richard, Al Jefferson, Michael Doleac, Antoine Walker, Mark Madsen, Corey Brewer

**MIDDLE ROW (L-R):** Physical Therapist Andre Deloya, Assistant Athletic Trainer Anthony Aldridge, Strength and Conditioning Coach Dave Vitel, Athletic Trainer Gregg Farnam, Sebastian Telfair, Randy Foye, Ryan Gomes, Marko Jaric, Kirk Snyder, Rashad McCants, Greg Buckner, Orthopaedic Surgeon Dr. David Fischer, Video Coordinator Mike Lindahl

**FRONT ROW (L-R):** Director of Player Personnel Zarko Durisic, Assistant Coach Ed Pinckney, Assistant General Manager Rob Babcock, Assistant General Manager Fred Hoiberg, General Manager Jim Stack, Chief Executive Officer Rob Moor, Owner Glen Taylor, Vice President of Basketball Operations Kevin McHale, President Chris Wright, Head Coach Randy Wittman, Assistant Coach Jerry Sichting, Assistant Coach Bob Ociepka, Assistant Coach J.B. Bickerstaff

PLAYER	G/GS	MIN	FIELD GOALS			3-POINT FG			FREE THROWS			REBOUNDS			AST	PF	STL	BLK	PTS	AVG
			FG	FGA	PCT	FG	FGA	PCT	FT	FTA	PCT	OFF	DEF	TOT						
Jefferson	82/82	2919	721	1441	.500	0	5	.000	284	394	.721	308	603	911	117	222	74	119	1726	21.0
McCants	75/24	2020	428	944	.453	142	349	.407	116	155	.748	50	156	206	162	234	66	18	1114	14.9
Foye	39/31	1259	198	462	.429	61	148	.412	53	65	.815	13	115	128	164	102	36	3	510	13.1
Gomes	82/74	2434	392	857	.457	59	179	.330	190	229	.830	133	342	475	145	154	65	10	1033	12.6
Smith	77/11	1547	297	528	.563	0	9	.000	133	200	.665	123	230	353	60	217	36	17	727	9.4
Telfair	60/51	1933	223	556	.401	32	114	.281	78	105	.743	16	119	135	355	171	59	11	556	9.3
Jaric	75/56	2189	227	528	.430	46	127	.362	121	163	.742	38	184	222	311	180	97	32	621	8.3
Walker	46/1	892	136	375	.363	61	188	.324	35	66	.530	56	112	168	45	80	33	8	368	8.0
Snyder (TOT)	36/18	761	96	189	.508	5	23	.217	64	88	.727	30	96	126	64	55	20	15	261	7.3
Snyder (MIN)	27/18	680	83	161	.516	3	14	.214	58	77	.753	25	89	114	56	49	19	14	227	8.4
Ratliff	10/6	214	23	45	.511	0	1	.000	17	25	.680	13	26	39	7	30	3	19	63	6.3
Brewer	79/35	1803	182	486	.374	7	36	.194	88	110	.800	82	210	292	111	188	76	25	459	5.8
Green	29/0	358	49	148	.331	15	39	.385	34	41	.829	11	51	62	29	43	8	4	147	5.1
Buckner	31/4	520	45	117	.385	15	50	.300	19	22	.864	10	55	65	39	63	21	2	124	4.0
Doleac	24/8	257	28	63	.444	0	0	---	1	2	.500	16	33	49	7	44	10	10	57	2.4
Richard	52/3	556	41	87	.471	0	0	---	16	27	.593	52	83	135	18	83	10	12	98	1.9
Madsen	20/6	151	3	19	.158	0	0	---	3	12	.250	18	20	38	4	25	3	2	9	0.5
<b>TIMBERWOLVES</b>	<b>82</b>	<b>19730</b>	<b>3076</b>	<b>6817</b>	<b>.451</b>	<b>441</b>	<b>1259</b>	<b>.350</b>	<b>1246</b>	<b>1693</b>	<b>.736</b>	<b>964</b>	<b>2428</b>	<b>3392</b>	<b>1630</b>	<b>1885</b>	<b>616</b>	<b>306</b>	<b>7839</b>	<b>95.6</b>
<b>OPPONENTS</b>	<b>82</b>	<b>19730</b>	<b>3056</b>	<b>6481</b>	<b>.472</b>	<b>541</b>	<b>1516</b>	<b>.357</b>	<b>1742</b>	<b>2266</b>	<b>.769</b>	<b>871</b>	<b>2545</b>	<b>3416</b>	<b>1899</b>	<b>1434</b>	<b>610</b>	<b>468</b>	<b>8395</b>	<b>102.4</b>



## 2007-08 DAY-BY-DAY

G#	DATE	OPPONENT	WOLVES/OPP	RECORD	HIGH POINTS	HIGH REBOUNDS	ATTEND.
1	11/2	DENVER	L 91-99	0-1	McCants - 23	Jefferson - 13	19,443
2	11/4	@ New York	L 93-97	0-2	Gomes - 19	Jefferson - 12	19,763
3	11/6	ORLANDO	L 103-111	0-3	Jefferson - 25	Jefferson - 10	12,003
4	11/9	@ L.A. Lakers	L 93-107	0-4	Jefferson - 24	Jefferson - 15	18,997
5	11/10	@ Sacramento	L 93-100	0-5	Jefferson - 17	Jefferson - 12	13,170
6	11/14	SACRAMENTO	W 108-103	1-5	McCants - 33	Jaric - 8	11,656
7	11/16	WASHINGTON	L 89-105	1-6	McCants - 19	Jefferson - 10	11,783
8	11/17	NEW ORLEANS	L 82-100	1-7	Jefferson - 20	Jefferson - 10	15,324
9	11/21	CLEVELAND	L 86-97	1-8	Jefferson - 30	Jefferson - 8	15,224
10	11/23	@ Denver	L 93-99	1-9	Walker - 24	Jefferson - 14	17,097
11	11/24	ATLANTA	L 87-94	1-10	Jefferson - 23	Jefferson - 16	14,101
12	11/26	@ New Orleans	W 103-94	2-10	Jaric - 21	Buckner - 9	8,393
13	11/28	@ Dallas	L 103-109	2-11	Jefferson - 31	Jefferson - 14	20,054
14	11/30	SAN ANTONIO	L 91-106	2-12	Jefferson - 23	Jefferson - 11	16,297
15	12/1	@ Memphis	L 80-109	2-13	McCants - 18	Walker - 9	12,896
16	12/4	L.A. LAKERS	L 95-116	2-14	Telfair - 16	Jefferson - 12	17,513
17	12/6	@ Atlanta	L 89-90	2-15	Smith - 20	Brewer - 18	12,232
18	12/8	PHOENIX	W 100-93	3-15	Jefferson - 32	Jefferson - 20	19,356
19	12/11	@ Washington	L 88-102	3-16	Smith - 36	Brewer - 9	12,177
20	12/12	@ Philadelphia	L 94-98	3-17	Jefferson - 22	Jefferson - 11	10,971
21	12/14	SEATTLE	L 88-99	3-18	Jefferson - 22	Jefferson - 16	16,523
22	12/15	@ Milwaukee	L 92-95	3-19	Smith - 30	Jefferson - 15	15,512
23	12/17	@ Miami	L 87-91	3-20	Jefferson - 22	Jefferson - 20	19,600
24	12/19	GOLDEN STATE	L 98-111	3-21	Jefferson - 24	Jefferson - 14	13,001
25	12/21	INDIANA	W 131-118	4-21	Jefferson - 29	Jefferson - 13	15,379
26	12/22	@ New Orleans	L 76-110	4-22	Gomes - 20	Jefferson - 13	11,257
27	12/26	@ Golden State	L 101-105	4-23	Jefferson - 20	Jefferson - 19	19,596
28	12/28	@ Portland	L 98-109	4-24	Jefferson - 22	Gomes/Jefferson - 7	20,491
29	12/29	@ Seattle	L 90-109	4-25	Jefferson - 17	Jefferson/Richard - 8	14,038
30	12/31	@ L.A. Clippers	L 82-91	4-26	Jefferson - 23	Gomes/Jefferson - 15	14,404
31	1/2	PORTLAND	L 79-90	4-27	Jefferson - 29	Jefferson - 16	13,339
32	1/4	DENVER	L 107-118	4-28	McCants - 34	Jefferson - 15	13,536
33	1/6	DALLAS	L 78-101	4-29	McCants - 21	Jefferson - 11	17,644
34	1/8	MIAMI	W 101-91	5-29	McCants - 27	Jefferson - 10	13,111
35	1/11	@ Houston	L 82-113	5-30	Gomes - 20	Gomes/Jefferson - 6	16,223
36	1/12	@ San Antonio	L 88-105	5-31	Jefferson - 24	Gomes - 9	18,797
37	1/15	GOLDEN STATE	L 98-105	5-32	Walker - 26	Jefferson - 14	10,777
38	1/18	@ Phoenix	L 95-115	5-33	Jefferson - 27	Jefferson - 14	18,422
39	1/19	@ Denver	L 108-111	5-34	McCants - 23	Jefferson - 16	18,196
40	1/21	@ Golden State	W 109-108	6-34	Gomes - 35	Jefferson - 12	19,144
41	1/23	PHOENIX	W 117-107	7-34	Jefferson - 39	Jefferson - 15	15,101
42	1/25	@ Boston	L 86-87	7-35	Telfair - 18	Smith - 10	18,624

G#	DATE	OPPONENT	WOLVES/OPP	RECORD	HIGH POINTS	HIGH REBOUNDS	ATTEND.
43	1/27	NEW JERSEY	W 98-95	8-35	Jefferson - 40	Jefferson - 19	11,937
44	1/29	@ Chicago	L 85-96	8-36	Jefferson - 20	Jefferson - 12	21,725
45	1/30	CHICAGO	W 83-67	9-36	Jefferson - 26	Jefferson - 20	10,910
46	2/1	L.A. CLIPPERS	W 104-83	10-36	Jefferson - 25	Jefferson - 11	12,739
47	2/4	HOUSTON	L 86-92	10-37	Jefferson - 33	Jefferson - 16	10,019
48	2/8	BOSTON	L 86-88	10-38	Jefferson - 18	Jefferson - 9	19,511
49	2/10	TORONTO	L 82-105	10-39	Jefferson - 18	Jefferson - 9	13,785
50	2/12	@ New Jersey	L 88-92	10-40	Telfair - 24	Jefferson - 11	14,975
51	2/13	L.A. LAKERS	L 92-117	10-41	Jefferson - 19	Jefferson - 9	13,874
52	2/19	PHILADELPHIA	W 104-88	11-41	McCants - 20	Jefferson - 14	12,981
53	2/21	SAN ANTONIO	L 99-100	11-42	Jefferson - 28	Smith - 6	13,920
54	2/24	DALLAS	L 83-99	11-43	Jefferson - 22	Jefferson - 8	19,429
55	2/26	UTAH	W 111-100	12-43	Jefferson/ McCants - 22	Gomes - 11	15,009
56	2/27	@ Toronto	L 85-107	12-44	Jefferson - 23	Ratliff - 6	18,325
57	2/29	@ Cleveland	L 84-92	12-45	Jefferson - 22	Jefferson - 10	20,562
58	3/2	SEATTLE	L 108-111 (OT)	12-46	Jefferson - 30	Jefferson - 12	11,508
59	3/4	CHARLOTTE	L 89-109	12-47	Jefferson - 18	Jefferson - 11	10,019
60	3/5	@ Utah	L 76-105	12-48	Foye - 18	Jefferson - 10	19,911
61	3/7	@ Sacramento	W 111-103	13-48	McCants - 22	Jefferson - 13	13,990
62	3/8	@ L.A. Clippers	W 99-96	14-48	Jefferson - 30	Jefferson - 12	17,807
63	3/11	PORTLAND	L 96-103	14-49	Jefferson - 20	Jefferson - 10	13,433
64	3/14	@ Seattle	W 121-116	15-49	Gomes - 23	Gomes - 15	14,035
65	3/15	@ Portland	L 96-107	15-50	Jaric - 19	Jefferson - 11	20,079
66	3/17	L.A. CLIPPERS	W 99-90	16-50	Jefferson - 22	Jefferson - 14	10,034
67	3/19	MEMPHIS	W 98-94	17-50	Jefferson - 29	Jefferson - 13	12,666
68	3/21	@ Indiana	L 113-124	17-51	McCants - 22	Jefferson - 9	11,805
69	3/22	NEW YORK	W 114-93	18-51	Gomes - 26	Jefferson - 9	14,789
70	3/26	@ Houston	L 86-97	18-52	Jefferson - 21	Jefferson - 10	18,269
71	3/28	@ San Antonio	L 84-99	18-53	Gomes - 17	Gomes - 10	18,797
72	3/30	UTAH	W 110-103	19-53	Jefferson - 22	Jefferson - 8	19,356
73	4/1	DETROIT	L 90-94	19-54	Jefferson - 26	Gomes/Jefferson - 7	15,119
74	4/2	@ Utah	L 100-117	19-55	Jaric - 18	Jaric/Smith - 5	19,911
75	4/4	@ Phoenix	L 88-117	19-56	Jefferson - 24	Jefferson - 12	18,422
76	4/6	MEMPHIS	L 101-113	19-57	Gomes - 19	Gomes/Jefferson/ Smith - 8	16,764
77	4/8	@ Charlotte	L 119-121	19-58	Jefferson - 40	Jefferson - 10	15,728
78	4/9	NEW ORLEANS	L 90-122	19-59	McCants - 23	Jefferson - 8	17,165
79	4/11	@ Orlando	W 102-101	20-59	Foye - 25	Jefferson - 11	17,519
80	4/12	@ Memphis	W 114-105	21-59	McCants - 23	Gomes - 12	10,281
81	4/15	@ Detroit	L 103-115	21-60	Jefferson - 30	Gomes/Jefferson - 9	22,076
82	4/16	MILWAUKEE	W 110-101 (OT)	22-60	Foye - 32	Jefferson - 11	17,459



## 2006-07

RECORD: 32-50



**BACK ROW (L-R):** Ricky Davis, Justin Reed, Kevin Garnett, Mark Blount, Mark Madsen, Craig Smith, Trenton Hassell, Director of International Scouting Zarko Durisic

**MIDDLE ROW (L-R):** Strength and Conditioning Coach Dave Vitel, Assistant Athletic Trainer Anthony Aldridge, Athletic Trainer Gregg Farnam, Physical Therapist Andre Deloya, Athletic Training Intern Mike Joseph, Marko Jaric, Troy Hudson, Mike James, Rashad McCants, Randy Foye, Bracey Wright, Assistant Coach Brent Haskins, Video Coordinator Mike Lindahl, Orthopaedic Surgeon Dr. David Fischer, Vice President Team Medical Services Dr. Sheldon Burns

**FRONT ROW (L-R):** Assistant Coach Vince Taylor, Assistant General Manager Rob Babcock, Assistant General Manager Fred Hoiberg, General Manager Jim Stack, Chief Executive Officer Rob Moor, Owner Glen Taylor, Vice President of Basketball Operations Kevin McHale, Head Coach Randy Wittman, Assistant Coach Bob Ociepka, Assistant Coach Rex Kalamian, Assistant Coach Bob Thornton, Assistant Coach Aleksandar Dzikic

	FIELD GOALS					3-POINT FG			FREE THROWS			REBOUNDS									
PLAYER	G/GS	MIN	FG	FGA	PCT	FG	FGA	PCT	FT	FTA	PCT	OFF	DEF	TOT	AST	PF	STL	BLK	PTS	AVG	
Garnett	76/76	2995	638	1341	.476	12	56	.214	416	498	.835	183	792	975	313	184	89	126	1704	22.4	
Davis	81/81	3021	506	1089	.465	123	310	.397	239	285	.839	54	261	315	385	189	80	23	1374	17.0	
Blount	82/81	2544	427	839	.509	9	31	.290	147	195	.754	136	369	505	67	239	43	58	1010	12.3	
Foye	82/12	1879	300	691	.434	68	185	.368	164	192	.854	49	169	218	232	184	53	21	832	10.1	
James	82/65	2069	297	703	.422	80	215	.372	154	184	.837	25	138	163	297	171	55	7	828	10.1	
Smith	82/5	1537	246	463	.531	0	6	.000	116	186	.624	149	267	416	49	223	51	18	608	7.4	
Hassell	76/68	2223	217	443	.490	6	25	.240	72	92	.783	83	160	243	203	144	22	26	512	6.7	
Hudson	34/6	554	74	195	.379	28	80	.350	26	32	.813	8	40	48	73	23	14	2	202	5.9	
Jaric	70/13	1555	136	325	.418	32	85	.376	67	88	.761	54	130	184	145	172	75	16	371	5.3	
McCants	37/0	554	62	177	.350	20	75	.267	40	58	.690	14	33	47	38	71	26	7	184	5.0	
Wright	19/0	190	24	60	.400	6	20	.300	13	18	.722	7	14	21	15	6	9	1	67	3.5	
Reed	41/3	318	40	107	.374	0	0	---	26	30	.867	15	31	46	17	44	5	3	106	2.6	
Griffin	13/0	92	7	27	.259	0	1	.000	4	5	.800	7	18	25	4	8	0	7	18	1.4	
Madsen	56/0	473	23	43	.535	0	0	---	15	29	.517	35	52	87	10	100	10	10	61	1.1	
TIMBERWOLVES	82	20005	2997	6503	.461	384	1089	.353	1499	1892	.792	819	2474	3293	1848	1758	532	325	7877	96.4	
OPPONENTS	82	20005	3075	6689	.460	518	1488	.348	1510	1987	.760	957	2438	3395	1782	1679	583	360	8178	99.7	





## 2006-07

### DAY-BY-DAY

G#	DATE	OPPONENT	WOLVES/OPP	RECORD	HIGH POINTS	HIGH REBOUNDS	ATTEND.
1	11/1	SACRAMENTO	W 92-83	1-0	Garnett - 24	Garnett - 12	19,356
2	11/3	@ Denver	W 112-109	2-0	Garnett - 27	Garnett - 15	19,234
3	11/4	@ Portland	L 86-88	2-1	Garnett - 20	Garnett - 10	20,113
4	11/6	@ Sacramento	L 81-93	2-2	James - 23	Blount/Garnett - 10	17,317
5	11/7	@ L.A. Lakers	L 88-95	2-3	Garnett - 26	Garnett - 9	18,997
6	11/11	ORLANDO	L 98-109	2-4	Garnett - 28	Garnett - 11	18,229
7	11/14	PORTLAND	W 101-89	3-4	Davis - 27	Garnett - 13	15,761
8	11/17	@ Cleveland	L 76-92	3-5	Garnett - 14	Garnett - 11	20,562
9	11/18	NO/OKLA. CITY	L 96-99	3-6	Garnett - 22	Garnett - 17	16,151
10	11/22	NEW YORK	W 107-89	4-6	Davis - 21	Garnett - 9	15,991
11	11/24	@ NO/Okla. City	W 86-79	5-6	Davis - 23	Garnett - 16	18,258
12	11/25	L.A. CLIPPERS	W 104-96	6-6	Garnett - 25	Garnett - 10	15,379
13	11/27	@ Dallas	L 87-93	6-7	Garnett - 19	Garnett - 12	19,939
14	11/28	@ Houston	L 75-82	6-8	Garnett - 25	Garnett - 11	12,709
15	12/1	DENVER	L 92-106	6-9	Davis/Garnett - 21	Garnett - 11	14,768
16	12/3	@ Philadelphia	W 95-84	7-9	Davis - 22	Garnett - 14	13,039
17	12/6	HOUSTON	W 90-84	8-9	Garnett - 24	Garnett - 12	15,017
18	12/8	UTAH	W 110-103	9-9	Garnett - 31	Garnett - 14	14,227
19	12/9	@ Chicago	W 91-81	10-9	Garnett - 18	Garnett - 11	22,011
20	12/13	@ San Antonio	L 82-95	10-10	Blount/Garnett - 19	Garnett - 12	18,362
21	12/16	@ Milwaukee	L 104-108	10-11	Garnett - 26	Blount - 10	17,970
22	12/20	L.A. LAKERS	L 94-111	10-12	Davis/Garnett - 22	Garnett - 11	16,788
23	12/22	MILWAUKEE	L 107-113	10-13	James - 28	Garnett - 14	13,334
24	12/23	@ Indiana	W 78-71	11-13	Garnett - 29	Garnett - 19	15,810
25	12/26	CHICAGO	W 100-98	12-13	Garnett - 26	Garnett - 14	16,294
26	12/27	@ Toronto	L 97-100	12-14	Garnett - 24	Garnett - 9	19,800
27	12/29	SEATTLE	W 101-82	13-14	Davis - 24	Garnett - 13	19,356
28	12/30	@ New Jersey	L 92-100	13-15	Davis/Foye - 18	Garnett - 11	18,956
29	1/1	@ Charlotte	W 102-96	14-15	Garnett - 32	Garnett - 14	14,827
30	1/3	SAN ANTONIO	W 103-101 (OT)	15-15	Blount - 28	Garnett - 17	14,185
31	1/5	PHILADELPHIA	W 104-102 (OT)	16-15	Garnett - 25	Garnett - 14	14,577
32	1/7	HOUSTON	W 103-99 (OT)	17-15	Garnett - 26	Garnett - 13	17,059
33	1/10	L.A. CLIPPERS	L 91-92	17-16	Davis - 24	Garnett - 17	14,223
34	1/12	@ Memphis	W 116-110	18-16	Garnett - 28	Garnett - 11	16,119
35	1/13	NEW JERSEY	W 109-98	19-16	Garnett - 32	Garnett - 14	16,220
36	1/15	@ Detroit	W 94-90 (OT)	20-16	Davis - 21	Garnett - 14	22,076
37	1/17	ATLANTA	L 88-105	20-17	Blount - 16	Garnett - 13	11,866
38	1/19	DETROIT	L 98-104 (2OT)	20-18	Blount - 22	Garnett - 19	20,119
39	1/21	@ Phoenix	L 102-131	20-19	Foye - 25	Hassell - 7	18,422
40	1/22	@ Utah	L 91-106	20-20	Davis - 32	Garnett - 11	19,911
41	1/24	@ Portland	L 98-101 (OT)	20-21	Garnett - 31	Garnett - 8	13,266

G#	DATE	OPPONENT	WOLVES/OPP	RECORD	HIGH POINTS	HIGH REBOUNDS	ATTEND.
42	1/26	@ Seattle	L 100-102	20-22	Smith - 26	Garnett - 10	16,610
43	1/27	@ L.A. Clippers	W 101-87	21-22	Garnett - 32	Garnett - 9	19,060
44	1/29	PHOENIX	W 121-112	22-22	Garnett - 44	Garnett - 11	16,221
45	1/31	SACRAMENTO	L 98-100	22-23	Davis - 24	Garnett - 10	14,607
46	2/2	@ NO/Okla. City	L 83-90	22-24	Blount - 21	Garnett - 13	18,032
47	2/3	@ Dallas	L 93-94	22-25	Garnett - 25	Garnett - 12	20,467
48	2/5	@ Houston	L 77-105	22-26	Garnett - 18	Garnett - 12	10,761
49	2/7	GOLDEN STATE	W 121-93	23-26	Davis - 26	Garnett - 15	13,212
50	2/9	@ Memphis	L 97-105 (OT)	23-27	Blount - 25	Garnett - 17	25,963
51	2/11	BOSTON	W 109-107	24-27	Davis - 28	Garnett - 11	19,538
52	2/14	DENVER	W 99-94	25-27	Blount - 24	Garnett - 17	15,797
53	2/20	@ Washington	L 100-112	25-28	Garnett - 26	Garnett - 13	16,799
54	2/21	CHARLOTTE	L 95-100	25-29	Garnett - 22	Garnett - 11	16,576
55	2/23	PHOENIX	L 104-116	25-30	Garnett - 28	Garnett - 19	20,196
56	2/25	WASHINGTON	W 98-94	26-30	Davis - 27	Garnett - 17	15,347
57	2/27	DALLAS	L 65-91	26-31	Davis/Garnett - 15	Garnett - 13	13,326
58	3/2	UTAH	L 83-109	26-32	Garnett - 22	Blount/Hassell - 5	14,759
59	3/4	@ Boston	L 117-124 (2OT)	26-33	Davis - 35	Garnett - 13	18,271
60	3/6	L.A. LAKERS	W 117-107 (2OT)	27-33	Davis - 33	Garnett - 17	15,197
61	3/9	@ Miami	L 91-105	27-34	Garnett - 23	Garnett - 11	19,600
62	3/10	@ Atlanta	L 93-99	27-35	Garnett - 32	Garnett/Smith - 10	16,927
63	3/13	INDIANA	W 86-81	28-35	Garnett - 30	Garnett - 9	15,232
64	3/16	@ Golden State	L 86-106	28-36	Foye - 20	Garnett - 13	18,527
65	3/18	@ L.A. Lakers	L 102-109	28-37	Davis - 33	Garnett - 15	18,997
66	3/20	@ Phoenix	L 90-108	28-38	Garnett - 30	Garnett - 16	18,422
67	3/21	@ Sacramento	W 95-89	29-38	Foye - 24	Garnett - 18	17,317
68	3/23	@ Seattle	L 82-85	29-39	Smith - 19	Garnett - 22	16,794
69	3/25	PORTLAND	W 94-93	30-39	Garnett - 22	Garnett - 9	16,273
70	3/27	SEATTLE	L 106-114	30-40	Davis - 21	Garnett - 12	15,120
71	3/28	@ Utah	L 102-108	30-41	Garnett - 25	Garnett - 8	19,911
72	3/30	MIAMI	L 77-92	30-42	Garnett - 22	Garnett - 20	20,056
73	4/1	@ Orlando	W 105-104 (OT)	31-42	Davis - 36	Garnett - 14	17,451
74	4/3	CLEVELAND	L 88-101	31-43	Garnett - 22	Garnett - 12	16,118
75	4/6	@ New York	W 99-94	32-43	Foye - 19	Garnett - 15	19,763
76	4/7	NO/OKLA. CITY	L 94-96	32-44	McCants - 17	Garnett - 12	15,907
77	4/9	TORONTO	L 100-111	32-45	Davis - 28	Garnett - 10	15,561
78	4/11	DALLAS	L 88-105	32-46	Reed - 17	Blount - 10	13,671
79	4/13	SAN ANTONIO	L 91-110	32-47	James - 23	Smith - 9	19,356
80	4/15	@ Golden State	L 108-121	32-48	Davis - 42	Smith - 13	18,223
81	4/16	@ Denver	L 107-122	32-49	Foye/Reed - 19	Foye/Smith - 9	18,080
82	4/18	MEMPHIS	L 94-116	32-50	Foye - 26	Smith - 13	14,977



## 2005-06

RECORD: 33-49



**BACK ROW (L-R):** Ricky Davis, Justin Reed, Kevin Garnett, Mark Blount, Eddie Griffin, Mark Madsen, Ronald Dupree

**MIDDLE ROW (L-R):** Athletic Training Intern Dave Kragness, Athletic Trainer Gregg Farnam, Physical Therapist Andre Deloya, Strength and Conditioning Coach Thomas McKinney, Marko Jaric, Troy Hudson, Trenton Hassell, Rashad McCants, Anthony Carter, Marcus Banks, Assistant Coach Brent Haskins, Basketball Consultant Fred Hoiberg, Orthopaedic Surgeon Dr. David Fischer, Medical Director Dr. Sheldon Burns

**FRONT ROW (L-R):** Assistant Coach Aleksandar Dzicic, Assistant Coach Vince Taylor, Assistant Coach Bob Thornton, General Manager Jim Stack, Chief Executive Officer Rob Moor, Owner Glen Taylor, Vice President of Basketball Operations Kevin McHale, President Chris Wright, Head Coach Dwane Casey, Assistant Coach Johnny Davis, Assistant Coach Rex Kalamian

	FIELD GOALS					3-POINT FG			FREE THROWS			REBOUNDS									
PLAYER	G/GS	MIN	FG	FGA	PCT	FG	FGA	PCT	FT	FTA	PCT	OFF	DEF	TOT	AST	PF	STL	BLK	PTS	AVG	
Garnett	76/76	2957	626	1191	.526	8	30	.267	396	489	.810	214	752	966	308	206	104	107	1656	21.8	
Szczerbiak	40/40	1555	292	590	.495	58	143	.406	163	182	.896	36	154	190	112	90	21	15	805	20.1	
Davis (TOT)	78/78	3207	584	1304	.448	73	242	.302	275	345	.797	65	286	351	394	190	91	17	1516	19.4	
Davis (MIN)	36/36	1460	255	595	.429	33	117	.282	146	181	.807	25	139	164	173	99	42	8	689	19.1	
Blount (TOT)	81/55	2240	373	734	.508	0	0	---	168	222	.757	96	269	365	99	254	40	76	914	11.3	
Blount (MIN)	42/30	1157	179	354	.506	0	0	---	71	95	.747	60	143	203	33	147	25	40	429	10.2	
Banks (TOT)	58/29	1496	219	468	.468	22	63	.349	118	147	.803	23	112	135	220	162	54	11	578	10.0	
Banks (MIN)	40/28	1228	186	388	.479	16	44	.364	91	117	.778	19	97	116	188	124	47	11	479	12.0	
Hudson	36/0	800	127	333	.381	40	101	.396	48	52	.923	8	36	44	106	55	12	4	342	9.5	
Hassell	77/67	2514	286	616	.464	7	23	.304	131	176	.744	82	134	216	203	201	43	29	710	9.2	
Wright	7/0	135	21	51	.412	6	17	.353	14	16	.875	3	15	18	5	8	1	0	62	8.9	
McCants	79/12	1362	241	535	.450	67	180	.372	78	106	.736	29	114	143	63	176	44	22	627	7.9	
Jaric	75/49	2102	226	566	.399	40	133	.301	95	138	.688	60	173	233	293	189	108	21	587	7.8	
Olowokandi	32/24	752	87	195	.446	0	0	---	19	39	.487	45	134	179	17	100	19	27	193	6.0	
Griffin	70/27	1359	130	370	.351	16	82	.195	44	74	.595	107	282	389	40	125	13	148	320	4.6	
Reed (TOT)	72/6	997	119	295	.403	0	1	.000	87	120	.725	53	71	124	41	163	23	15	325	4.5	
Reed (MIN)	40/6	706	94	221	.425	0	1	.000	62	80	.775	40	55	95	34	118	18	11	250	6.3	
Carter	45/8	589	53	137	.387	4	15	.267	40	55	.727	9	53	62	101	71	24	9	150	3.3	
Frahm	25/0	225	24	65	.369	15	48	.313	3	5	.600	3	20	23	15	22	3	2	66	2.6	
Dupree	36/0	265	33	63	.524	0	1	.000	14	41	.341	21	28	49	14	44	12	0	80	2.2	
Madsen	62/7	676	27	66	.409	0	7	.000	20	47	.426	50	91	141	11	114	23	17	74	1.2	
Tskitishvili	5/0	13	1	4	.250	0	0	---	1	2	.500	0	2	2	0	0	0	0	3	0.6	
TIMBERWOLVES	82	19855	2888	6340	.456	310	942	.329	1436	1895	.758	811	2422	3233	1716	1889	559	471	7522	91.7	
OPPONENTS	82	19855	2852	6474	.441	447	1229	.364	1525	2072	.736	974	2411	3385	1554	1736	539	374	7676	93.6	



## 2005-06

### DAY-BY-DAY

G#	DATE	OPPONENT	WOLVES/OPP	RECORD	HIGH POINTS	HIGH REBOUNDS	ATTEND.
1	11/2	PORTLAND	W 90-86	1-0	Garnett/Frahm - 18	Olowokandi - 8	16,799
2	11/4	@ Seattle	L 102-107 (OT)	1-1	Garnett - 23	Olowokandi - 10	17,072
3	11/5	@ L.A. Clippers	L 99-100 (OT)	1-2	Garnett - 25	Garnett - 15	16,212
4	11/7	L.A. CLIPPERS	W 93-78	2-2	Garnett - 22	Garnett - 11	11,791
5	11/9	L.A. LAKERS	W 88-74	3-2	Garnett - 17	Garnett - 15	15,192
6	11/13	@ Denver	L 91-102	3-3	Szczerbiak - 20	Garnett - 9	16,545
7	11/15	HOUSTON	L 89-94	3-4	Garnett - 25	Olowokandi - 6	14,091
8	11/17	WASHINGTON	W 109-98	4-4	Garnett - 25	Garnett - 13	13,683
9	11/19	CHARLOTTE	W 102-89	5-4	Garnett - 19	Garnett - 11	15,892
10	11/23	@ NO/Okla. City	L 80-84	5-5	Garnett - 24	Garnett - 11	19,163
11	11/25	MILWAUKEE	W 99-91	6-5	Szczerbiak - 30	Garnett - 12	17,422
12	11/26	@ Cleveland	W 89-85	7-5	Garnett - 26	Griffin - 12	20,562
13	11/29	L.A. CLIPPERS	L 84-93	7-6	Garnett - 29	Griffin - 14	13,101
14	12/2	@ L.A. Lakers	W 113-108	8-6	Szczerbiak - 34	Garnett - 8	18,997
15	12/4	@ Sacramento	W 85-77	9-6	Szczerbiak - 18	Garnett - 10	17,317
16	12/5	@ Utah	W 91-77	10-6	Szczerbiak - 26	Griffin - 11	18,218
17	12/7	@ Portland	W 84-74	11-6	Jaric/Szczerbiak - 19	Garnett - 14	12,401
18	12/10	L.A. LAKERS	W 95-82	12-6	Garnett - 30	Griffin - 12	18,739
19	12/12	@ Philadelphia	L 89-90 (OT)	12-7	Szczerbiak - 23	Olowokandi - 10	13,310
20	12/13	SACRAMENTO	L 91-93	12-8	Szczerbiak - 25	Madsen - 10	13,989
21	12/15	SAN ANTONIO	L 88-90	12-9	Garnett - 24	Garnett - 21	17,003
22	12/18	@ Dallas	L 95-102	12-10	Szczerbiak - 28	Garnett - 16	20,134
23	12/21	NO/OKLA. CITY	W 88-69	13-10	Szczerbiak - 21	Olowokandi - 10	14,454
24	12/23	PORTLAND	L 83-91	13-11	Szczerbiak - 26	Garnett - 8	14,875
25	12/26	PHOENIX	L 89-103	13-12	Szczerbiak - 27	Garnett - 19	17,197
26	12/28	SEATTLE	W 108-95	14-12	Szczerbiak - 30	Griffin - 12	17,819
27	12/30	@ Orlando	L 87-107	14-13	Garnett - 29	Garnett - 11	15,683
28	1/1	@ Miami	L 70-97	14-14	Szczerbiak - 19	Garnett - 11	20,274
29	1/4	DALLAS	W 91-78	15-14	Garnett - 23	Garnett - 10	15,702
30	1/6	@ San Antonio	L 77-83	15-15	Garnett - 18	Garnett - 17	18,797
31	1/7	@ Dallas	L 79-83	15-16	Garnett - 26	Garnett - 11	20,151
32	1/10	@ Milwaukee	L 92-95	15-17	Jaric - 21	Garnett - 13	15,417
33	1/11	CHICAGO	W 99-93	16-17	Garnett - 28	Garnett - 14	15,177
34	1/13	DENVER	W 103-89	17-17	Garnett - 31	Garnett - 15	18,417
35	1/16	@ New York	W 96-90	18-17	Garnett/	Garnett - 16	18,277
					Szczerbiak - 24		
36	1/18	@ Boston	L 96-103	18-18	Garnett - 29	Garnett - 13	15,859
37	1/20	INDIANA	W 90-85	19-18	Szczerbiak - 20	Griffin - 14	18,991
38	1/22	PHILADELPHIA	L 84-86	19-19	Szczerbiak - 18	Garnett - 14	15,893
39	1/24	DETROIT	L 83-107	19-20	Garnett - 21	Garnett - 10	17,232
40	1/25	@ Memphis	L 87-107	19-21	Garnett - 29	Garnett - 9	16,813
41	1/27	@ Houston	W 96-92	20-21	Davis/Garnett - 26	Garnett - 12	14,408

G#	DATE	OPPONENT	WOLVES/OPP	RECORD	HIGH POINTS	HIGH REBOUNDS	ATTEND.
42	1/28	@ San Antonio	L 88-102	20-22	Garnett - 23	Garnett - 10	18,797
43	1/30	BOSTON	W 110-85	21-22	Banks - 20	Blount - 10	17,003
44	2/1	@ Detroit	L 74-90	21-23	Hassell/Garnett - 14	Garnett - 12	22,076
45	2/3	@ Portland	L 85-89	21-24	Garnett - 27	Garnett - 15	15,004
46	2/4	@ Golden State	L 77-109	21-25	Davis - 20	Garnett - 11	20,023
47	2/6	@ Phoenix	W 103-101	22-25	Garnett/Banks - 19	Garnett - 12	17,972
48	2/8	CLEVELAND	L 91-97	22-26	Davis - 33	Garnett - 18	17,093
49	2/10	UTAH	L 80-94	22-27	Hassell - 19	Garnett - 18	17,622
50	2/11	NO/OKLA. CITY	L 94-100	22-28	Davis - 23	Garnett - 21	15,933
51	2/13	TORONTO	L 94-98	22-29	Garnett - 23	Garnett - 19	14,911
52	2/15	SEATTLE	W 102-92	23-29	Davis - 25	Garnett - 15	16,083
53	2/21	@ Washington	L 78-90	23-30	Davis - 25	Garnett - 11	14,998
54	2/24	DENVER	L 101-102 (OT)	23-31	Garnett - 23	Garnett - 15	19,356
55	2/26	MEMPHIS	W 105-99	24-31	Davis - 35	Garnett - 10	16,298
56	2/28	@ Chicago	L 100-111	24-32	Garnett - 27	Garnett - 12	19,865
57	3/1	NEW JERSEY	W 100-90	25-32	Garnett - 26	Garnett - 16	15,369
58	3/5	GOLDEN STATE	W 103-90	26-32	Garnett - 23	Garnett - 21	15,797
59	3/7	HOUSTON	L 87-93	26-33	Banks - 26	Garnett - 21	16,588
60	3/8	@ Utah	L 93-96	26-34	Garnett - 26	Garnett - 13	17,490
61	3/10	@ Seattle	L 96-107	26-35	Blount - 23	Garnett - 11	16,713
62	3/11	@ Phoenix	L 102-110	26-36	Garnett - 28	Garnett - 10	18,422
63	3/13	@ L.A. Clippers	L 87-95	26-37	Davis - 20	Garnett - 16	17,258
64	3/15	@ L.A. Lakers	L 89-92	26-38	Banks - 18	Garnett - 14	18,997
65	3/16	@ Golden State	L 97-105	26-39	Davis - 29	Garnett - 17	17,526
66	3/19	SACRAMENTO	W 95-89	27-39	Garnett - 37	Garnett - 10	18,207
67	3/21	MIAMI	W 100-96	28-39	Davis - 26	Garnett - 11	17,927
68	3/23	@ New Jersey	L 82-86	28-40	Garnett - 24	Garnett - 11	15,952
69	3/24	@ Toronto	L 77-97	28-41	Garnett - 15	Garnett - 12	17,493
70	3/26	NEW YORK	W 98-94	29-41	Garnett - 26	Garnett - 15	16,201
71	3/29	ORLANDO	W 103-91	30-41	Garnett - 27	Garnett - 19	15,142
72	3/31	@ Denver	L 94-106	30-42	Garnett - 22	Garnett - 16	19,497
73	4/2	GOLDEN STATE	W 106-104 (OT)	31-42	Banks - 24	Garnett - 13	15,834
74	4/4	@ Charlotte	L 92-97	31-43	Garnett - 24	Garnett - 22	14,214
75	4/5	@ Atlanta	L 99-101	31-44	Davis - 33	Garnett - 15	15,959
76	4/7	UTAH	L 95-103	31-45	Reed - 18	Garnett - 13	16,622
77	4/9	ATLANTA	W 84-83	32-45	McCants - 28	Jaric - 9	15,557
78	4/11	@ Memphis	L 76-92	32-46	Reed - 14	Reed - 8	15,571
79	4/12	@ Houston	W 82-79	33-46	Blount - 16	Griffin/Wright - 6	16,499
80	4/14	@ Indiana	L 77-89	33-47	Griffin - 18	Griffin - 12	18,345
81	4/16	SAN ANTONIO	L 90-103	33-48	Banks - 25	Blount/McCants - 6	15,231
82	4/19	MEMPHIS	L 92-102 (2OT)	33-49	Wright - 19	Griffin - 15	15,934





2004-05

RECORD: 44-38



**BACK ROW (L-R):** Mark Madsen, John Thomas, Ervin Johnson, Kevin Garnett, Michael Olowokandi, Eddie Griffin, Ndudi Ebi, Wally Szczerbiak

**MIDDLE ROW (L-R):** Athletic Trainer Gregg Farnam, Physical Therapist Andre Deloya, Strength and Conditioning Coach Thomas McKinney, Anthony Carter, Troy Hudson, Sam Cassell, Latrell Sprewell, Trenton Hassell, Fred Hoiberg, Orthopaedic Surgeon Dr. David Fischer, Medical Director Dr. Sheldon Burns, Video Coordinator Mike Lindahl, Athletic Training Intern Chris Walker

**FRONT ROW (L-R):** Assistant Coach Don Zierden, Assistant Coach Randy Wittman, General Manager Jim Stack, Chief Executive Officer Rob Moor, Owner Glen Taylor, Vice President of Basketball Operations/Head Coach Kevin McHale, President Chris Wright, Assistant Coach Jerry Sichting, Assistant Coach Sid Lowe

PLAYER	G/GS	MIN	FIELD GOALS			3-POINT FG			FREE THROWS			REBOUNDS			AST	PF	STL	BLK	PTS	AVG
			FG	FGA	PCT	FG	FGA	PCT	FT	FTA	PCT	OFF	DEF	TOT						
Garnett	82/82	3121	683	1360	.502	6	25	.240	445	549	.811	247	861	1108	466	207	121	112	1817	22.2
Szczerbiak	81/37	2558	465	919	.506	63	169	.373	260	304	.855	82	221	303	191	178	40	16	1253	15.5
Cassell	59/38	1522	319	687	.464	27	103	.262	134	155	.865	25	132	157	301	160	36	14	799	13.5
Ebi	2/0	54	11	21	.524	0	1	.000	5	9	.556	6	10	16	1	7	1	1	27	13.5
Sprewell	80/79	2450	398	961	.414	69	211	.327	156	188	.830	65	189	254	179	124	53	21	1021	12.8
Hudson	79/32	1729	266	664	.401	89	258	.345	70	90	.778	19	86	105	283	121	27	6	691	8.7
Griffin	70/0	1492	202	522	.387	67	204	.328	56	78	.718	128	325	453	53	120	23	118	527	7.5
Hassell	82/51	2068	225	475	.474	1	11	.091	90	114	.789	80	139	219	128	200	30	30	541	6.6
Olowokandi	62/34	1215	161	353	.456	0	0	---	46	69	.667	106	218	324	29	193	15	56	368	5.9
Hoiberg	76/0	1272	139	284	.489	70	145	.483	89	102	.873	32	149	181	85	105	50	15	437	5.8
Carter	66/12	742	72	177	.407	2	17	.118	35	51	.686	12	57	69	161	88	35	18	181	2.7
Thomas	44/8	521	42	86	.488	0	0	---	27	46	.587	39	58	97	17	82	15	13	111	2.5
Madsen	41/14	601	34	66	.515	0	0	---	20	40	.500	63	65	128	18	103	7	14	88	2.1
Johnson	46/23	410	28	54	.519	1	1	1.000	16	25	.640	43	70	113	6	86	7	13	73	1.6
<b>TIMBERWOLVES</b>	<b>82</b>	<b>19755</b>	<b>3045</b>	<b>6629</b>	<b>.459</b>	<b>395</b>	<b>1145</b>	<b>.345</b>	<b>1449</b>	<b>1820</b>	<b>.796</b>	<b>947</b>	<b>2580</b>	<b>3527</b>	<b>1918</b>	<b>1774</b>	<b>460</b>	<b>447</b>	<b>7934</b>	<b>96.8</b>
<b>OPPONENTS</b>	<b>82</b>	<b>19755</b>	<b>2967</b>	<b>6777</b>	<b>.438</b>	<b>468</b>	<b>1291</b>	<b>.363</b>	<b>1413</b>	<b>1880</b>	<b>.752</b>	<b>1032</b>	<b>2359</b>	<b>3391</b>	<b>1783</b>	<b>1629</b>	<b>540</b>	<b>323</b>	<b>7815</b>	<b>95.3</b>



## 2004-05

### DAY-BY-DAY

G#	DATE	OPPONENT	WOLVES/OPP	RECORD	HIGH POINTS	HIGH REBOUNDS	ATTEND.
1	11/3	NEW YORK	W 99-93	1-0	Garnett - 28	Garnett - 20	17,295
2	11/4	@ Denver	L 92-94 (OT)	1-1	Garnett - 25	Garnett - 15	19,099
3	11/6	NEW ORLEANS	W 99-92	2-1	Garnett - 29	Garnett - 15	15,812
4	11/9	INDIANA	L 101-102	2-2	Garnett - 22	Garnett - 10	15,409
5	11/11	@ Houston	W 96-91	3-2	Garnett - 20	Garnett - 17	15,566
6	11/16	MIAMI	W 108-97	4-2	Garnett - 25	Garnett - 21	17,347
7	11/17	@ Detroit	L 85-93	4-3	Garnett/Sprewell - 24	Garnett - 13	22,076
8	11/20	@ New Orleans	W 99-94	5-3	Griffin - 23	Garnett - 12	15,632
9	11/22	@ Dallas	W 83-82	6-3	Garnett - 21	Garnett - 17	19,939
10	11/23	SEATTLE	L 92-103	6-4	Garnett/	Garnett - 14	16,129
Szczerbiak - 16							
11	11/25	@ Indiana	L 102-106	6-5	Garnett - 23	Garnett - 9	17,149
12	11/26	MEMPHIS	W 115-90	7-5	Garnett - 26	Garnett - 15	17,985
13	11/28	@ Sacramento	W 121-110	8-5	Garnett - 28	Garnett - 16	17,317
14	12/1	@ Golden State	W 107-99	9-5	Cassell - 26	Garnett - 16	15,706
15	12/3	@ Phoenix	W 97-93	10-5	Garnett - 23	Garnett - 19	16,915
16	12/4	@ L.A. Clipper	W 107-100 (OT)	11-5	Cassell - 30	Garnett - 15	17,587
17	12/7	DALLAS	L 87-97	11-6	Garnett - 32	Garnett - 12	16,235
18	12/8	@ Philadelphia	W 119-84	12-6	Griffin - 27	Griffin - 11	16,393
19	12/10	SACRAMENTO	W 113-105	13-6	Garnett - 35	Garnett - 18	19,101
20	12/11	@ Chicago	L 88-99	13-7	Cassell - 17	Garnett - 21	20,782
21	12/14	PORTLAND	W 100-89	14-7	Szczerbiak - 28	Garnett - 19	15,103
22	12/15	@ Toronto	L 90-96	14-8	Garnett - 23	Garnett - 15	16,888
23	12/17	L.A. CLIPPERS	W 113-86	15-8	Szczerbiak - 29	Garnett - 10	18,371
24	12/21	@ Cleveland	L 97-107	15-9	Garnett - 26	Garnett - 13	19,094
25	12/23	@ San Antonio	L 82-96	15-10	Szczerbiak - 22	Olowokandi - 12	18,797
26	12/26	WASHINGTON	W 109-74	16-10	Szczerbiak - 23	Garnett - 12	16,433
27	12/29	@ New York	L 87-100	16-11	Sprewell - 22	Garnett - 13	19,763
28	1/1	MEMPHIS	L 95-104	16-12	Garnett - 30	Garnett - 10	16,577
29	1/4	PHOENIX	L 115-122	16-13	Garnett - 47	Garnett - 17	18,132
30	1/5	@ Charlotte	L 84-102	16-14	Garnett - 23	Garnett - 20	12,037
31	1/7	PHILADELPHIA	W 89-84	17-14	Cassell - 26	Garnett - 18	19,420
32	1/8	@ Washington	L 114-117	17-15	Garnett - 25	Garnett - 19	20,173
33	1/10	L.A. LAKERS	L 96-105	17-16	Garnett - 23	Garnett - 13	18,642
34	1/12	ORLANDO	L 80-87	17-17	Garnett - 19	Garnett - 25	15,532
35	1/14	@ Denver	W 93-83	18-17	Sprewell - 29	Garnett - 10	18,906
36	1/15	PORTLAND	W 92-84	19-17	Sprewell - 25	Griffin - 18	17,439
37	1/17	TORONTO	L 91-100	19-18	Szczerbiak - 25	Garnett - 14	16,632
38	1/19	@ L.A. Lakers	L 90-93	19-19	Garnett - 27	Garnett - 9	18,417
39	1/21	@ Seattle	W 112-107	20-19	Szczerbiak - 34	Garnett - 8	17,072
40	1/22	@ Portland	W 92-83	21-19	Szczerbiak - 18	Garnett - 16	18,432
41	1/24	DETROIT	W 86-83	22-19	Garnett - 22	Griffin - 10	17,439
42	1/26	ATLANTA	W 104-87	23-19	Sprewell - 32	Garnett - 10	15,423

G#	DATE	OPPONENT	WOLVES/OPP	RECORD	HIGH POINTS	HIGH REBOUNDS	ATTEND.
43	1/28	UTAH	W 93-91	24-19	Garnett - 25	Garnett - 14	19,553
44	1/30	SACRAMENTO	L 84-94	24-20	Garnett - 21	Garnett - 13	18,722
45	2/1	@ Milwaukee	L 86-91	24-21	Sprewell - 24	Garnett - 13	15,947
46	2/2	PHOENIX	L 79-108	24-22	Szczerbiak - 16	Garnett - 13	17,179
47	2/4	HOUSTON	L 113-119 (OT)	24-23	Cassell - 24	Garnett - 14	19,444
48	2/6	BOSTON	L 100-103	24-24	Garnett/	Garnett - 13	16,174
Olowokandi - 21							
49	2/8	@ Memphis	L 96-108	24-25	Garnett - 24	Griffin - 9	16,169
50	2/9	DENVER	W 98-92	25-25	Garnett - 24	Garnett - 11	15,442
51	2/11	@ Utah	L 82-100	25-26	Sprewell - 16	Garnett - 8	19,291
52	2/13	CHICAGO	L 83-87	25-27	Sprewell - 26	Garnett - 14	19,420
53	2/15	NEW JERSEY	W 82-71	26-27	Garnett/	Olowokandi - 12	16,299
Olowokandi - 17							
54	2/17	CLEVELAND	W 94-88	27-27	Szczerbiak - 26	Garnett - 18	18,122
55	2/24	@ L.A. Clippers	L 86-92	27-28	Sprewell - 17	Olowokandi - 11	18,569
56	2/25	@ Seattle	L 88-98	27-29	Garnett - 31	Garnett - 14	17,072
57	2/27	@ Portland	W 91-83	28-29	Sprewell - 27	Garnett - 12	17,068
58	3/2	GOLDEN STATE	L 93-99	28-30	Garnett - 28	Garnett - 13	15,074
59	3/4	MILWAUKEE	W 103-97	29-30	Szczerbiak - 28	Garnett - 10	18,779
60	3/6	@ Boston	W 99-97	30-30	Garnett - 21	Garnett - 13	17,242
61	3/8	CHARLOTTE	W 102-97	31-30	Garnett - 30	Garnett - 15	16,333
62	3/10	@ Miami	L 90-107	31-31	Garnett - 22	Garnett - 19	19,854
63	3/11	@ Orlando	W 101-96	32-31	Garnett - 25	Garnett - 18	16,326
64	3/13	DALLAS	L 93-102	32-32	Garnett - 24	Garnett - 13	19,420
65	3/15	@ Dallas	W 100-91	33-32	Garnett - 25	Garnett - 12	20,434
66	3/16	@ San Antonio	L 73-89	33-33	Sprewell - 21	Garnett - 11	18,797
67	3/18	@ Memphis	L 83-88	33-34	Garnett - 30	Garnett - 19	18,119
68	3/20	HOUSTON	W 94-86	34-34	Garnett - 30	Garnett - 17	18,071
69	3/23	NEW ORLEANS	W 107-102	35-34	Garnett - 24	Garnett - 13	15,877
70	3/26	@ New Jersey	W 96-75	36-34	Cassell - 23	Garnett - 8	17,849
71	3/27	L.A. CLIPPERS	W 89-85	37-34	Garnett - 20	Garnett - 13	14,007
72	3/31	@ L.A. Lakers	W 105-96	38-34	Garnett - 23	Garnett - 12	18,997
73	4/1	@ Phoenix	L 98-107	38-35	Szczerbiak - 18	Garnett/Griffin - 15	18,422
74	4/1	@ Sacramento	W 112-100	39-35	Garnett - 30	Garnett - 13	17,317
75	4/6	UTAH	W 111-86	40-35	Szczerbiak - 20	Garnett - 16	15,022
76	4/8	DENVER	L 104-107	40-36	Cassell - 27	Garnett - 16	19,904
77	4/9	@ Atlanta	L 98-105	40-37	Garnett - 31	Olowokandi - 13	17,583
78	4/13	GOLDEN STATE	W 116-100	41-37	Sprewell - 27	Garnett - 15	15,239
79	4/15	@ Utah	W 100-84	42-37	Garnett - 22	Garnett/Griffin - 9	18,817
80	4/17	SEATTLE	L 94-109	42-38	Sprewell - 20	Garnett/Griffin - 8	17,779
81	4/18	@ New Orleans	W 102-99	43-38	Szczerbiak - 18	Ebi - 8	15,234
82	4/20	SAN ANTONIO	W 95-73	44-38	Hassell - 19	Olowokandi - 14	18,122



## 2003-04

RECORD: 58-24



**BACK ROW (L-R):** Gary Trent, Mark Madsen, Ervin Johnson, Kevin Garnett, Michael Olowokandi, Oliver Miller, Ndudi Ebi, Wally Szczerbiak

**MIDDLE ROW (L-R):** Athletic Training Intern Eric Sand, Athletic Trainer Gregg Farnam, Strength and Conditioning Coach/Assistant Trainer Joe Sharpe, Physical Therapist Andre Deloya, Troy Hudson, Sam Cassell, Latrell Sprewell, Trenton Hassell, Fred Hoiberg, Medical Director Dr. Sheldon Burns, Orthopaedic Surgeon Dr. David Fischer

**FRONT ROW (L-R):** Assistant Coach Greg Ballard, Special Assistant to the VP of Basketball Operations/General Manager Ed Prohofsky, Assistant Coach Don Zierden, Assistant Coach Randy Wittman, Vice President of Player Personnel Rob Babcock, President Rob Moor, Vice President of Basketball Operations/General Manager Kevin McHale, Head Coach Flip Saunders, Director of Scouting and Player Development/Assistant Coach Jerry Sichting, Assistant Coach Sid Lowe

PLAYER	G/GS	MIN	FIELD GOALS			3-POINT FG			FREE THROWS			REBOUNDS			AST	PF	STL	BLK	PTS	AVG
			FG	FGA	PCT	FG	FGA	PCT	FT	FTA	PCT	OFF	DEF	TOT						
Garnett	82/82	3231	804	1611	.499	11	43	.256	368	465	.791	245	894	1139	409	202	120	178	1987	24.2
Cassell	81/81	2838	620	1270	.488	74	86	.398	289	331	.873	44	227	271	592	247	102	18	1603	19.8
Sprewell	82/82	3100	518	1266	.409	99	299	.331	240	295	.814	56	254	310	286	101	88	21	1375	16.8
Szczerbiak	28/0	622	106	236	.449	20	46	.435	53	64	.828	24	64	88	33	42	12	1	285	10.2
Hudson	29/1	503	80	207	.386	31	77	.403	27	33	.818	4	31	35	70	32	7	0	218	7.5
Hoiberg	79/3	1804	178	383	.465	76	172	.442	98	116	.845	21	247	268	109	136	66	10	530	6.7
Olowokandi	43/25	925	121	285	.425	0	0	---	36	61	.590	78	167	245	24	137	16	68	278	6.5
Trent	68/2	1025	155	328	.473	0	6	.000	69	91	.758	83	133	216	49	129	12	17	379	5.6
Hassell	81/74	2264	177	381	.465	4	13	.308	48	61	.787	68	189	257	133	200	36	54	406	5.0
Madsen	72/12	1246	101	204	.495	0	6	.000	57	118	.483	134	138	272	28	175	33	18	259	3.6
Martin	16/0	172	20	67	.299	6	26	.231	9	9	1.000	2	5	7	23	23	2	1	55	3.4
McLeod	33/0	391	27	82	.329	1	10	.100	33	43	.767	5	29	34	59	39	16	1	88	2.7
Goldwire	5/0	66	5	14	.357	2	6	.333	1	1	1.000	1	5	6	10	5	3	0	13	2.6
Miller	48/1	506	53	100	.530	0	1	.000	15	23	.652	46	84	130	36	91	19	26	121	2.5
Johnson	66/47	965	55	103	.534	0	1	.000	17	28	.607	61	171	232	24	156	27	43	127	1.9
Lewis	14/0	65	7	20	.350	2	5	.400	0	0	---	1	6	7	2	10	2	2	16	1.1
Ebi	17/0	32	6	14	.429	0	0	---	1	4	.250	2	1	3	3	6	0	4	13	0.8
<b>TIMBERWOLVES</b>	<b>82</b>	<b>19755</b>	<b>3033</b>	<b>6571</b>	<b>.462</b>	<b>326</b>	<b>897</b>	<b>.363</b>	<b>1361</b>	<b>1743</b>	<b>.781</b>	<b>875</b>	<b>2645</b>	<b>3520</b>	<b>1890</b>	<b>1731</b>	<b>561</b>	<b>462</b>	<b>7753</b>	<b>94.5</b>
<b>OPPONENTS</b>	<b>82</b>	<b>19755</b>	<b>2741</b>	<b>6625</b>	<b>.414</b>	<b>395</b>	<b>1181</b>	<b>.334</b>	<b>1426</b>	<b>1893</b>	<b>.753</b>	<b>1001</b>	<b>2400</b>	<b>3401</b>	<b>1701</b>	<b>1656</b>	<b>547</b>	<b>296</b>	<b>7303</b>	<b>89.1</b>





## 2003-04

### DAY-BY-DAY

G#	DATE	OPPONENT	WOLVES/OPP	RECORD	HIGH POINTS	HIGH REBOUNDS	ATTEND.
1	10/29	MILWAUKEE	W 95-89	1-0	Garnett - 25	Garnett - 21	17,784
2	10/31	@ New Jersey	L 61-84	1-1	Garnett - 23	Sprewell - 10	17,145
3	11/1	TORONTO	W 73-56	2-1	Garnett - 20	Garnett - 7	15,869
4	11/3	@ Utah	L 88-93	2-2	Cassell - 27	Olowokandi - 8	17,177
5	11/5	SACRAMENTO	L 121-125 (OT)	2-3	Garnett - 28	Garnett - 11	15,889
6	11/7	@ Orlando	W 100-71	3-3	Sprewell - 22	Garnett - 17	16,074
7	11/8	@ Miami	W 88-79	4-3	Garnett - 25	Garnett - 17	14,645
8	11/11	SEATTLE	L 87-89	4-4	Garnett - 26	Garnett - 13	14,107
9	11/13	@ Chicago	W 92-89 (OT)	5-4	Sprewell - 27	Garnett - 17	21,722
10	11/14	UTAH	L 77-85	5-5	Garnett - 23	Garnett - 14	17,182
11	11/18	DENVER	W 89-76	6-5	Garnett - 26	Garnett - 11	15,090
12	11/21	@ Cleveland	W 97-83	7-5	Sprewell - 31	Garnett - 15	19,269
13	11/22	L.A. CLIPPERS	W 103-91	8-5	Garnett - 30	Garnett - 19	16,080
14	11/25	@ Indiana	L 75-98	8-6	Garnett/Cassell - 25	Garnett - 16	14,540
15	11/26	NEW YORK	L 92-97	8-7	Garnett - 25	Garnett - 14	15,901
16	11/28	@ Memphis	W 102-98	9-7	Cassell - 25	Garnett - 18	16,741
17	11/29	@ Dallas	L 88-92	9-8	Garnett - 28	Garnett - 20	20,089
18	12/3	@ Phoenix	W 92-79	10-8	Cassell - 27	Garnett - 12	16,508
19	12/5	@ Sacramento	W 112-109 (OT)	11-8	Sprewell - 37	Garnett - 25	17,317
20	12/7	@ L.A. Clippers	W 96-94	12-8	Sprewell - 27	Garnett - 8	14,370
21	12/9	GOLDEN STATE	L 95-98	12-9	Garnett - 33	Garnett - 14	14,195
22	12/12	@ Washington	W 110-91	13-9	Cassell - 25	Garnett - 16	16,802
23	12/15	@ Boston	W 116-95	14-9	Garnett/Cassell - 27	Garnett - 12	17,234
24	12/16	HOUSTON	W 92-75	15-9	Cassell - 25	Garnett - 13	15,715
25	12/18	DALLAS	W 114-109	16-9	Garnett - 35	Trent - 12	17,794
26	12/20	INDIANA	W 102-80	17-9	Garnett - 28	Garnett - 9	16,624
27	12/23	@ New York	W 98-92	18-9	Cassell/Sprewell - 31	Garnett - 13	19,763
28	12/26	@ Portland	L 92-101	18-10	Garnett - 27	Garnett - 10	17,237
29	12/27	@ Seattle	W 104-86	19-10	Garnett - 28	Garnett - 14	17,072
30	12/30	CHICAGO	W 98-93	20-10	Garnett - 28	Garnett - 15	20,092
31	1/2	ATLANTA	W 93-75	21-10	Garnett - 18	Garnett - 15	17,074
32	1/3	@ Dallas	L 112-119	21-11	Cassell - 34	Garnett - 22	19,936
33	1/6	L.A. LAKERS	W 106-90	22-11	Sprewell - 30	Garnett - 18	20,095
34	1/8	PORTLAND	W 96-75	23-11	Garnett - 26	Garnett - 14	15,599
35	1/10	MIAMI	W 83-77	24-11	Garnett - 28	Garnett - 17	17,026
36	1/13	@ New Orleans	W 94-89	25-11	Sprewell - 26	Garnett - 14	14,701
37	1/14	@ San Antonio	W 100-93	26-11	Cassell - 33	Garnett - 10	17,411
38	1/17	@ Houston	L 76-95	26-12	Cassell - 25	Garnett - 7	18,145
39	1/19	NEW ORLEANS	W 97-90	27-12	Garnett - 29	Garnett - 15	17,117
40	1/21	@ Toronto	W 108-97	28-12	Cassell - 30	Garnett - 11	18,846
41	1/23	DETROIT	W 80-79	29-12	Garnett - 22	Garnett - 17	19,006

G#	DATE	OPPONENT	WOLVES/OPP	RECORD	HIGH POINTS	HIGH REBOUNDS	ATTEND.
42	1/25	PHOENIX	W 99-95	30-12	Cassell - 32	Garnett - 17	16,002
43	1/26	@ Denver	W 97-95	31-12	Garnett - 31	Garnett - 13	15,320
44	1/28	@ Golden State	L 90-97	31-13	Sprewell - 27	Garnett - 20	18,112
45	1/30	@ L.A. Lakers	W 97-84	32-13	Sprewell - 35	Garnett - 11	18,997
46	2/1	PHILADELPHIA	W 106-101	33-13	Garnett - 32	Garnett - 13	16,987
47	2/3	ORLANDO	W 113-100	34-13	Garnett - 30	Garnett - 14	14,979
48	2/4	@ Atlanta	L 89-97	34-14	Cassell - 20	Garnett - 12	16,073
49	2/6	CLEVELAND	W 103-92	35-14	Garnett - 35	Garnett - 12	19,212
50	2/8	MEMPHIS	L 98-99	35-15	Cassell - 34	Garnett - 16	19,179
51	2/10	L.A. CLIPPERS	W 96-84	36-15	Garnett - 31	Garnett - 16	15,298
52	2/11	@ Utah	W 77-66	37-15	Cassell - 24	Garnett - 12	19,911
53	2/17	PHOENIX	W 110-95	38-15	Garnett - 32	Garnett - 14	16,181
54	2/19	SACRAMENTO	W 92-75	39-15	Garnett - 22	Garnett - 24	18,667
55	2/20	@ Detroit	W 88-87	40-15	Garnett - 25	Garnett - 13	22,076
56	2/22	SAN ANTONIO	L 92-94	40-16	Garnett - 28	Garnett - 10	20,347
57	2/24	@ Milwaukee	W 108-102	41-16	Cassell - 29	Garnett - 18	18,717
58	2/25	NEW JERSEY	W 81-68	42-16	Hudson - 29	Olowokandi - 11	17,232
59	2/27	GOLDEN STATE	W 91-81	43-16	Garnett - 24	Hoiberg - 11	19,012
60	2/29	@ Philadelphia	L 74-81	43-17	Garnett - 27	Garnett - 13	20,453
61	3/3	DALLAS	W 121-97	44-17	Garnett - 28	Garnett - 19	19,006
62	3/5	HOUSTON	L 109-112	44-18	Garnett - 32	Garnett - 18	20,109
63	3/7	BOSTON	L 77-80	44-19	Garnett - 20	Garnett/Olowokandi - 14	17,661
64	3/9	@ Seattle	W 105-92	45-19	Sprewell - 31	Garnett/Olowokandi - 10	17,072
65	3/10	@ Portland	L 79-92	45-20	Garnett - 20	Cassell - 8	15,456
66	3/12	L.A. LAKERS	W 96-86	46-20	Garnett - 20	Garnett - 13	20,391
67	3/14	PORTLAND	L 83-92	46-21	Cassell, Garnett - 20	Garnett - 14	18,787
68	3/18	@ San Antonio	L 86-106	46-22	Garnett - 28	Garnett - 12	18,797
69	3/19	@ Phoenix	W 93-80	47-22	Szczerbiak - 24	Garnett - 20	18,422
70	3/21	DENVER	W 98-77	48-22	Garnett - 20	Garnett - 13	19,557
71	3/23	SAN ANTONIO	W 86-81	49-22	Garnett - 27	Cassell/Garnett - 10	20,111
72	3/24	@ Denver	L 92-101	49-23	Garnett - 24	Garnett - 14	19,099
73	3/26	@ L.A. Lakers	L 73-90	49-24	Sprewell - 19	Garnett - 16	18,997
74	3/27	@ L.A. Clippers	W 98-82	50-24	Sprewell - 18	Garnett - 15	19,424
75	3/29	@ Houston	W 94-88	51-24	Garnett - 27	Garnett - 11	16,270
76	3/31	SEATTLE	W 90-83	52-24	Garnett/Sprewell - 27	Olowokandi - 11	19,006
77	4/2	WASHINGTON	W 91-73	53-24	Garnett - 22	Olowokandi - 12	19,159
78	4/4	MEMPHIS	W 90-82	54-24	Cassell - 36	Garnett - 22	19,068
79	4/8	@ Sacramento	W 94-86	55-24	Cassell - 29	Garnett - 17	17,317
80	4/9	@ Golden State	W 92-74	56-24	Garnett - 29	Garnett - 15	19,753
81	4/12	UTAH	W 104-90	57-24	Sprewell - 24	Garnett - 17	18,881
82	4/14	@ Memphis	W 107-90	58-24	Garnett - 26	Garnett/Olowokandi - 9	19,351



## 2002-03

RECORD: 51-31



**BACK ROW (L-R):** Anthony Peeler, Wally Szczerbiak, Marc Jackson, Kevin Garnett, Loren Woods, Rasho Nesterovic, Joe Smith, Gary Trent

**MIDDLE ROW (L-R):** Athletic Training Intern James Tousignant, Strength and Conditioning Coach/Assistant Trainer Joe Sharpe, Athletic Trainer Gregg Farnam, Mike Wilks, Rod Strickland, Troy Hudson, Kendall Gill, Felipe Lopez, Igor Rakocevic, Physical Therapist Andre Deloya, Orthopaedic Surgeon Dr. David Fischer, Medical Director Dr. Sheldon Burns

**FRONT ROW (L-R):** Special Assistant to the VP of Basketball Operations/General Manager Ed Prohovsky, Assistant Coach Don Zierden, Assistant Coach Randy Wittman, Vice President of Player Personnel Rob Babcock, Owner Glen Taylor, Vice President of Basketball Operations/General Manager Kevin McHale, Head Coach Flip Saunders, Director of Scouting and Player Development/Assistant Coach Jerry Sichting, Assistant Coach Greg Ballard

	FIELD GOALS					3-POINT FG			FREE THROWS			REBOUNDS									
PLAYER	G/GS	MIN	FG	FGA	PCT	FG	FGA	PCT	FT	FTA	PCT	OFF	DEF	TOT	AST	PF	STL	BLK	PTS	AVG	
Garnett	82/82	3321	743	1481	.502	20	71	.282	377	502	.751	244	858	1102	495	199	113	129	1883	23.0	
Szczerbiak	52/42	1836	351	729	.481	61	145	.421	150	173	.867	53	188	241	136	123	44	22	913	17.6	
Hudson	79/74	2600	409	956	.428	97	266	.365	208	231	.900	42	141	183	452	160	60	7	1123	14.2	
Nesterovic	77/77	2337	400	762	.525	0	2	.000	61	95	.642	146	358	504	114	256	39	116	861	11.2	
Gill	82/34	2068	286	677	.422	19	59	.322	123	161	.764	51	197	248	156	176	78	15	714	8.7	
Peeler	82/39	2245	252	609	.414	87	212	.410	39	50	.780	40	201	241	244	161	72	13	630	7.7	
Smith	54/21	1117	151	328	.460	0	2	.000	102	131	.779	111	159	270	38	171	14	55	404	7.5	
Strickland	47/8	956	120	278	.432	1	11	.091	79	107	.738	20	75	95	215	55	46	6	320	6.8	
Trent	80/22	1222	208	389	.535	0	2	.000	60	101	.594	106	185	291	77	142	32	23	476	6.0	
Jackson	77/0	1041	153	349	.438	1	1	1.000	114	149	.765	86	139	225	37	137	24	30	421	5.5	
Wilks (TOT)	46/7	688	50	148	.338	10	35	.286	37	47	.787	20	51	71	92	69	27	4	147	3.2	
Wilks (MIN)	31/0	324	21	67	.313	4	18	.222	16	18	.889	11	19	30	50	31	11	3	62	2.0	
Slater	26/0	141	27	50	.540	0	0	---	27	45	.600	18	13	31	4	31	6	1	81	3.1	
Woods	38/11	353	29	76	.382	1	3	.333	21	27	.778	27	68	95	19	37	10	13	80	2.1	
Rakocevic	42/0	244	22	58	.379	5	12	.417	29	36	.806	4	13	17	33	25	4	0	78	1.9	
TIMBERWOLVES	82	19805	3172	6809	.466	296	804	.368	1406	1826	.770	959	2614	3573	2070	1704	553	433	8046	98.1	
OPPONENTS	82	19805	3005	6873	.437	472	1362	.347	1394	1853	.752	974	2444	3418	1871	1686	571	405	7876	96.0	



## 2002-03

### DAY-BY-DAY

G#	DATE	OPPONENT	WOLVES/OPP	RECORD	HIGH POINTS	HIGH REBOUNDS	ATTEND.	G#	DATE	OPPONENT	WOLVES/OPP	RECORD	HIGH POINTS	HIGH REBOUNDS	ATTEND.
1	10/30	DENVER	W 83-77	1-0	Hudson - 23	Garnett - 12	16,113	42	1/22	SEATTLE	W 96-91	24-18	Garnett - 20	Nesterovic - 10	13,273
2	11/1	ORLANDO	W 111-105	2-0	Garnett - 23	Garnett - 14	14,117	43	1/24	L.A. CLIPPERS	W 88-85	25-18	Szczerbiak - 18	Garnett - 14	14,084
3	11/2	@ Indiana	L 80-87	2-1	Gill - 14	Garnett - 10	16,058	44	1/25	@ Washington	W 97-89	26-18	Gill - 19	Garnett - 10	20,173
4	11/4	@ New Jersey	L 82-106	2-2	Garnett - 23	Garnett - 10	14,076	45	1/27	SAN ANTONIO	W 106-95	27-18	Garnett - 34	Garnett - 10	14,306
5	11/5	WASHINGTON	W 90-86	3-2	Gill - 22	Garnett - 16	18,009	46	1/30	@ Dallas	L 109-112	27-19	Hudson/Garnett - 31	Garnett - 17	19,874
6	11/7	MILWAUKEE	W 114-110	4-2	Garnett - 28	Garnett - 24	14,776	47	1/31	@ Houston	L 101-121	27-20	Hudson - 23	Garnett - 7	15,497
7	11/9	BOSTON	L 99-105	4-3	Garnett - 24	Nesterovic - 13	15,349	48	2/2	PHILADELPHIA	W 99-91	28-20	Garnett - 30	Garnett - 17	18,089
8	11/11	@ San Antonio	L 75-91	4-4	Nesterovic - 16	Garnett - 14	15,594	49	2/4	HOUSTON	W 103-89	29-20	Garnett - 23	Garnett - 11	15,333
9	11/13	@ New Orleans	L 98-102	4-5	Garnett/ Strickland - 16	Nesterovic - 12	13,019	50	2/11	DALLAS	W 100-98	30-20	Garnett - 26	Garnett - 12	15,145
10	11/15	@ Memphis	W 99-95	5-5	Garnett - 28	Woods - 10	14,871	51	2/12	@ Cleveland	W 102-91	31-20	Garnett - 26	Garnett - 17	9,190
11	11/16	INDIANA	L 101-107	5-6	Garnett - 27	Garnett - 9	15,176	52	2/14	NEW ORLEANS	W 114-93	32-20	Garnett - 23	Garnett/Trent - 8	16,347
12	11/19	MEMPHIS	W 110-106 (OT)	6-6	Garnett - 34	Garnett - 22	13,332	53	2/16	GOLDEN STATE	W 109-102	33-20	Garnett - 37	Garnett - 22	15,003
13	11/20	@ Atlanta	W 103-93	7-6	Hudson - 20	Garnett - 12	7,812	54	2/17	@ Utah	L 97-109	33-21	Garnett - 34	Garnett - 10	19,370
14	11/23	NEW JERSEY	L 82-96	7-7	Garnett - 19	Garnett - 15	15,474	55	2/19	@ Denver	W 85-77	34-21	Garnett - 25	Garnett - 14	15,109
15	11/24	@ New York	W 106-88	8-7	Garnett - 25	Garnett - 15	18,779	56	2/21	DETROIT	W 103-96	35-21	Garnett - 34	Garnett - 16	14,881
16	11/27	SACRAMENTO	W 90-74	9-7	Garnett - 20	Garnett - 13	17,821	57	2/23	PHOENIX	W 99-97	36-21	Szczerbiak - 30	Garnett - 15	15,771
17	11/29	@ Utah	L 77-95	9-8	Garnett - 21	Garnett - 13	18,644	58	2/24	@ Milwaukee	W 117-114	37-21	Garnett - 34	Garnett/Nesterovic - 12	18,717
18	12/1	@ L.A. Lakers	W 110-107	10-8	Garnett - 23	Garnett - 15	18,997	59	2/26	UTAH	W 92-85	38-21	Garnett - 24	Garnett - 17	14,227
19	12/3	@ Sacramento	L 86-98	10-9	Hudson - 19	Garnett - 16	17,317	60	2/28	CLEVELAND	W 118-95	39-21	Szczerbiak - 25	Garnett - 10	15,279
20	12/5	@ Golden State	W 114-98	11-9	Garnett - 21	Garnett - 15	12,357	61	3/2	NEW YORK	W 99-90	40-21	Szczerbiak - 26	Garnett - 16	15,071
21	12/7	@ L.A. Clipper	L 88-104	11-10	Garnett - 19	Garnett - 14	16,666	62	3/4	@ Seattle	L 83-92	40-22	Garnett - 22	Garnett - 11	16,368
22	12/9	@ Denver	W 92-84	12-10	Hudson - 22	Garnett - 13	12,378	63	3/5	@ Sacramento	L 95-96 (OT)	40-23	Garnett - 27	Garnett - 24	17,317
23	12/12	ATLANTA	W 113-95	13-10	Garnett - 21	Garnett/Gill - 8	13,709	64	3/7	@ L.A. Lakers	L 96-106	40-24	Nesterovic - 19	Garnett/Szczerbiak - 10	18,997
24	12/14	PORTLAND	L 92-98 (OT)	13-11	Garnett - 21	Smith - 11	15,003	65	3/9	@ Phoenix	W 105-98	41-24	Garnett - 29	Garnett - 14	19,023
25	12/17	L.A. LAKERS	W 96-80	14-11	Garnett - 23	Smith - 13	16,447	66	3/10	@ Dallas	W 92-83	42-24	Garnett - 31	Garnett - 18	20,049
26	12/18	@ Philadelphia	L 94-99	14-12	Garnett - 24	Garnett - 16	17,004	67	3/12	SAN ANTONIO	L 99-111	42-25	Hudson - 30	Garnett - 13	15,309
27	12/20	@ Boston	L 99-108	14-13	Garnett - 27	Nesterovic - 13	17,078	68	3/14	L.A. LAKERS	L 99-106	42-26	Garnett - 23	Garnett - 17	20,199
28	12/21	HOUSTON	W 98-86	15-13	Garnett - 27	Trent - 13	16,329	69	3/16	PORTLAND	W 111-95	43-26	Szczerbiak - 20	Jackson - 12	19,006
29	12/27	@ Chicago	W 113-100	16-13	Garnett - 25	Garnett - 15	19,398	70	3/18	MEMPHIS	W 96-80	44-26	Garnett - 29	Garnett - 19	15,355
30	12/28	@ Detroit	L 82-106	16-14	Garnett - 20	Garnett - 13	22,076	71	3/21	@ San Antonio	W 101-94 (OT)	45-26	Garnett - 24	Garnett - 18	18,797
31	12/30	PHOENIX	W 104-98	17-14	Garnett - 22	Garnett - 14	18,347	72	3/25	MIAMI	W 108-91	46-26	Garnett/ Szczerbiak - 26	Jackson - 10	15,237
32	1/4	UTAH	L 97-105	17-15	Garnett - 26	Garnett - 14	16,473	73	3/27	@ Orlando	L 107-110	46-27	Garnett - 26	Garnett - 14	15,033
33	1/7	@ Houston	L 86-94	17-16	Garnett - 25	Garnett - 16	12,212	74	3/28	@ Miami	L 84-111	46-28	Garnett - 17	Garnett - 9	14,522
34	1/8	GOLDEN STATE	W 102-95	18-16	Hudson - 23	Garnett - 14	13,222	75	3/30	DALLAS	L 95-119	46-29	Garnett - 24	Garnett - 11	19,304
35	1/10	SACRAMENTO	W 115-109 (OT)	19-16	Smith - 25	Garnett - 15	16,591	76	4/2	SEATTLE	W 91-86	47-29	Hudson - 31	Garnett - 9	14,117
36	1/12	@ Toronto	L 91-105	19-17	Garnett - 26	Trent - 7	19,800	77	4/5	@ Phoenix	L 94-111	47-30	Garnett - 25	Garnett - 17	18,413
37	1/13	DENVER	W 89-75	20-17	Peeler - 20	Garnett - 15	13,009	78	4/6	@ Portland	W 97-78	48-30	Szczerbiak - 25	Garnett - 14	20,169
38	1/15	@ L.A. Clipper	W 95-64	21-17	Garnett - 21	Nesterovic - 10	15,838	79	4/9	@ Seattle	L 92-100	48-31	Garnett - 29	Garnett - 18	16,039
39	1/17	@ Golden State	L 98-107	21-18	Garnett - 22	Nesterovic - 7	14,374	80	4/11	L.A. CLIPPERS	W 106-90	49-31	Garnett - 24	Garnett - 15	16,107
40	1/18	@ Portland	W 104-98	22-18	Garnett - 31	Garnett - 20	20,484	81	4/13	CHICAGO	W 119-95	50-31	Szczerbiak - 44	Garnett - 19	18,171
41	1/20	TORONTO	W 89-81	23-18	Garnett - 19	Garnett - 15	14,773	82	4/16	@ Memphis	W 95-87	51-31	Garnett - 19	Garnett - 16	15,478





## 2001-02

RECORD: 50-32



**BACK ROW (L-R):** Maurice Evans, Marc Jackson, Joe Smith, Rasho Nesterovic, Loren Woods, Kevin Garnett, Gary Trent, Wally Szczerbiak

**MIDDLE ROW (L-R):** Strength and Conditioning Coach Sol Brandys, Athletic Training Intern Dan Duffy, Anthony Peeler, Terrell Brandon, Robert Pack, Sam Mitchell, Chauncey Billups, William Avery, Physical Therapist Andre Deloya, Orthopaedic Surgeon Dr. David Fischer, Medical Director Dr. Sheldon Burns

**FRONT ROW (L-R):** Assistant Coach Don Zierden, Assistant Coach Jimmy Williams, Assistant Coach Randy Wittman, Director of Player Personnel Rob Babcock, President Rob Moor, Owner Glen Taylor, Vice President of Basketball Operations Kevin McHale, Head Coach Flip Saunders, Director of Scouting and Player Development/Assistant Coach Jerry Sichting, Assistant Coach Greg Ballard, Special Assistant to the VP of Basketball Operations Ed Prohovsky, Trainer Gregg Farnam

	FIELD GOALS					3-POINT FG			FREE THROWS			REBOUNDS									
PLAYER	G/GS	MIN	FG	FGA	PCT	FG	FGA	PCT	FT	FTA	PCT	OFF	DEF	TOT	AST	PF	STL	BLK	PTS	AVG	
Garnett	81-81	3175	659	1401	.470	37	116	.319	359	448	.801	243	738	981	422	184	96	126	1714	21.2	
Szczerbiak	82-82	3117	609	1200	.508	87	191	.455	226	272	.831	120	271	391	257	188	66	21	1531	18.7	
Billups	82-54	2355	348	823	.423	124	315	.394	207	234	.885	35	191	226	450	169	66	17	1027	12.5	
Brandon	32-28	962	155	365	.425	4	23	.174	83	84	.988	17	76	93	264	49	52	6	397	12.4	
Smith	72-63	1922	297	581	.511	2	3	.667	171	206	.830	152	301	453	82	250	39	59	767	10.7	
Peeler	82-0	2060	288	684	.421	111	283	.392	50	58	.862	37	169	206	177	137	61	11	737	9.0	
Nesterovic	82-82	2218	324	657	.493	0	1	.000	39	71	.549	200	334	534	75	262	45	109	687	8.4	
Trent	64-10	1140	193	381	.507	0	2	.000	92	144	.639	104	166	270	60	160	21	27	478	7.5	
Jackson (TOT)	39-0	495	60	164	.366	0	1	.000	66	80	.825	48	80	128	14	69	11	6	186	4.8	
Jackson (MIN)	22-0	326	38	99	.384	0	1	.000	26	32	.813	31	54	85	7	44	6	3	102	4.6	
Pack	16-0	252	25	68	.368	1	4	.250	11	15	.733	7	16	23	49	32	13	0	62	3.9	
Mitchell	74-10	726	98	227	.432	10	35	.286	38	49	.776	18	64	82	45	79	12	4	244	3.3	
Avery	28-0	258	26	90	.289	6	35	.171	13	19	.684	4	20	24	36	17	7	0	71	2.5	
Lopez	67-0	581	59	156	.378	14	33	.424	37	55	.673	29	51	80	39	73	18	1	169	2.5	
Evans	10-0	45	9	19	.474	0	3	.000	3	4	.750	3	1	4	4	9	0	0	21	2.1	
Woods	60-0	516	33	96	.344	0	2	.000	44	60	.733	46	76	122	22	60	17	34	110	1.8	
TIMBERWOLVES	82	19805	3175	6887	.461	396	1047	.378	1399	1754	.798	1059	2562	3621	1993	1739	524	427	8145	99.3	
OPPONENTS	82	19805	2962	6654	.445	492	1321	.372	1452	1958	.742	912	2326	3238	1855	1676	542	407	7868	96.0	



## 2001-02

### DAY-BY-DAY

G#	DATE	OPPONENT	WOLVES/OPP	RECORD	HIGH POINTS	HIGH REBOUNDS	ATTEND.
1	10/30	PHILADELPHIA	W 83-74	1-0	Billups - 22	Smith - 8	18,697
2	11/2	MEMPHIS	W 111-102	2-0	Garnett - 30	Garnett - 14	16,922
3	11/3	@ Houston	W 90-88	3-0	Garnett - 37	Garnett - 12	10,724
4	11/6	NEW YORK	W 104-94	4-0	Szczerbiak - 35	Garnett - 13	16,444
5	11/8	CHICAGO	W 127-74	5-0	Smith - 17	Smith - 8	15,719
6	11/10	@ Milwaukee	W 98-82	6-0	Garnett - 20	Garnett - 15	18,717
7	11/13	CLEVELAND	L 103-107	6-1	Garnett - 28	Garnett - 14	13,605
8	11/16	@ Indiana	W 120-113 (2OT)	7-1	Garnett - 24	Trent - 12	17,097
9	11/17	ORLANDO	W 103-95	8-1	Garnett/Smith - 21	Garnett - 16	19,479
10	11/20	@ Miami	W 80-73	9-1	Szczerbiak - 22	Garnett - 16	15,226
11	11/21	@ Orlando	L 106-117	9-2	Smith - 26	Garnett - 13	15,014
12	11/24	SAN ANTONIO	W 99-94	10-2	Nesterovic - 24	Garnett/Nesterovic - 12	19,006
13	11/27	@ Seattle	L 102-112	10-3	Garnett - 22	Smith - 13	11,663
14	11/28	@ L.A. Clippers	L 75-94	10-4	Szczerbiak - 20	Garnett - 15	16,335
15	12/1	@ L.A. Lakers	L 76-102	10-5	Szczerbiak - 19	Garnett - 14	18,997
16	12/4	SEATTLE	W 108-83	11-5	Garnett - 21	Garnett - 15	16,182
17	12/6	@ Memphis	W 105-80	12-5	Brandon - 22	Garnett - 15	12,861
18	12/8	HOUSTON	W 107-97	13-5	Garnett - 21	Garnett - 9	16,447
19	12/11	GOLDEN STATE	W 107-86	14-5	Szczerbiak - 22	Smith - 12	15,534
20	12/12	@ Utah	W 98-87	15-5	Garnett - 24	Szczerbiak - 10	17,870
21	12/14	SACRAMENTO	W 114-94	16-5	Garnett - 29	Garnett - 24	17,113
22	12/15	@ Dallas	L 117-125	16-6	Szczerbiak - 27	Smith - 13	19,485
23	12/18	DALLAS	L 103-107	16-7	Billups - 23	Trent - 8	17,079
24	12/19	@ New Jersey	L 112-117 (OT)	16-8	Garnett - 29	Garnett - 21	12,810
25	12/21	CHARLOTTE	W 94-89	17-8	Garnett - 20	Garnett - 14	17,237
26	12/22	@ Chicago	W 95-74	18-8	Szczerbiak - 19	Smith - 13	19,121
27	12/26	@ Denver	W 94-91	19-8	Billups/Garnett - 22	Garnett - 12	14,726
28	12/28	@ Sacramento	L 111-125	19-9	Szczerbiak - 31	Nesterovic - 10	17,317
29	12/30	@ Portland	W 95-93	20-9	Garnett/ Szczerbiak - 27	Garnett - 16	18,543
30	1/2	MILWAUKEE	W 95-77	21-9	Garnett - 22	Garnett - 19	19,497
31	1/4	UTAH	W 93-86	22-9	Szczerbiak - 37	Garnett - 15	19,579
32	1/5	@ Atlanta	W 112-96	23-9	Szczerbiak - 23	Garnett - 14	13,826
33	1/7	DETROIT	W 109-93	24-9	Garnett - 23	Garnett - 12	14,427
34	1/9	SEATTLE	W 111-106	25-9	Garnett - 29	Garnett - 10	16,561
35	1/11	L.A. LAKERS	W 120-102	26-9	Szczerbiak - 34	Billups - 11	19,806
36	1/12	@ Washington	W 108-100	27-9	Garnett - 31	Nesterovic - 11	20,674
37	1/15	L.A. CLIPPERS	W 97-83	28-9	Szczerbiak - 21	Garnett - 12	18,101
38	1/18	@ Phoenix	L 100-103 (OT)	28-10	Garnett - 32	Garnett - 14	16,860
39	1/19	@ Golden State	W 105-102	29-10	Billups/Garnett - 21	Smith - 9	14,283
40	1/21	WASHINGTON	W 105-101	30-10	Garnett - 23	Nesterovic - 7	20,320
41	1/23	@ Detroit	L 83-104	30-11	Billups/Garnett - 19	Garnett - 13	14,623

G#	DATE	OPPONENT	WOLVES/OPP	RECORD	HIGH POINTS	HIGH REBOUNDS	ATTEND.
42	1/25	@ Toronto	L 100-107	30-12	Billups - 17	Nesterovic/Woods - 9	19,800
43	1/26	ATLANTA	W 103-80	31-12	Garnett - 20	Garnett - 7	19,828
44	1/29	@ Cleveland	L 81-114	31-13	Garnett - 14	Garnett - 11	14,783
45	1/30	@ Philadelphia	L 91-96	31-14	Szczerbiak - 31	Smith - 13	20,436
46	2/1	@ Boston	W 98-95 (OT)	32-14	Garnett/Brandon - 21	Garnett - 15	18,624
47	2/3	SACRAMENTO	L 107-112	32-15	Garnett - 32	Garnett - 12	19,006
48	2/4	@ San Antonio	L 83-113	32-16	Trent - 16	Trent - 8	17,809
49	2/6	PORTLAND	W 113-103	33-16	Szczerbiak - 30	Garnett - 12	16,233
50	2/13	PHOENIX	W 107-92	34-16	Garnett - 33	Garnett - 13	18,701
51	2/15	DENVER	L 98-99	34-17	Peeler - 24	Garnett - 14	19,669
52	2/17	MIAMI	W 93-80	35-17	Billups - 23	Garnett - 12	19,279
53	2/19	@ Dallas	W 117-100	36-17	Billups - 36	Smith - 12	20,035
54	2/21	@ Houston	L 83-89	36-18	Garnett - 19	Garnett - 12	12,620
55	2/23	@ San Antonio	W 112-88	37-18	Garnett - 30	Garnett/Nesterovic - 11	34,735
56	2/25	@ Charlotte	W 97-92	38-18	Szczerbiak - 24	Jackson - 12	11,222
57	2/27	L.A. LAKERS	W 112-101	39-18	Garnett - 33	Garnett - 15	19,769
58	3/1	SAN ANTONIO	L 77-85	39-19	Szczerbiak - 21	Garnett - 10	19,799
59	3/2	@ Utah	W 116-105	40-19	Garnett - 26	Garnett - 11	18,641
60	3/5	@ Seattle	L 83-97	40-20	Peeler - 20	Garnett - 10	17,072
61	3/6	@ Portland	L 78-85	40-21	Garnett - 19	Garnett - 13	19,233
62	3/8	@ Phoenix	L 76-81	40-22	Szczerbiak - 27	Garnett - 18	16,914
63	3/11	L.A. CLIPPERS	L 99-108	40-23	Garnett - 26	Garnett - 11	17,992
64	3/13	HOUSTON	L 95-96	40-24	Billups - 23	Garnett - 15	18,101
65	3/15	INDIANA	L 85-98	40-25	Garnett - 24	Garnett - 12	19,143
66	3/17	UTAH	L 89-96	40-26	Szczerbiak - 33	Garnett - 11	18,113
67	3/19	TORONTO	W 112-80	41-26	Garnett - 20	Nesterovic - 12	17,010
68	3/21	@ Memphis	W 95-93	42-26	Garnett - 25	Garnett - 14	12,314
69	3/23	PORTLAND	L 99-108	42-27	Garnett - 23	Garnett - 10	19,497
70	3/26	GOLDEN STATE	L 106-115	42-28	Garnett - 31	Garnett - 7	17,202
71	3/28	DALLAS	W 113-111	43-28	Szczerbiak - 26	Garnett - 18	19,668
72	3/29	@ New York	W 98-77	44-28	Szczerbiak - 25	Garnett - 15	19,763
73	3/31	NEW JERSEY	W 86-85	45-28	Garnett - 23	Garnett - 22	15,221
74	4/3	MEMPHIS	W 92-81	46-28	Billups - 26	Garnett - 17	17,183
75	4/4	@ Denver	L 87-88	46-29	Garnett - 21	Garnett - 18	15,509
76	4/6	PHOENIX	W 108-104	47-29	Garnett - 32	Garnett - 11	18,716
77	4/8	@ Golden State	W 100-93	48-29	Garnett - 22	Garnett - 12	13,261
78	4/9	@ Sacramento	L 103-122	48-30	Szczerbiak - 16	Garnett - 12	17,317
79	4/11	@ L.A. Lakers	L 83-96	48-31	Garnett - 18	Garnett - 16	18,997
80	4/13	@ L.A. Clippers	W 101-98	49-31	Garnett - 35	Garnett - 10	19,567
81	4/15	BOSTON	L 90-93	49-32	Garnett - 20	Garnett - 11	17,009
82	4/17	DENVER	W 104-90	50-32	Szczerbiak - 20	Nesterovic - 8	16,779



## 2000-01

RECORD: 47-35



**BACK ROW (L-R):** Sam Jacobson, Reggie Slater, Andrae Patterson, LaPhonso Ellis, Kevin Garnett, Rasho Nesterovic, Dean Garrett, Tom Hammonds, Sam Mitchell, Wally Szczerbiak, Felipe Lopez

**MIDDLE ROW (L-R):** Trainer Gregg Farnam, Athletic Training Intern Jeff Otte, Physical Therapist Andre Deloya, Terrell Brandon, Anthony Peeler, William Avery, Chauncey Billups, Strength and Conditioning Coach Sol Brandys, Orthopaedic Surgeon Dr. David Fischer, Medical Director Dr. Sheldon Burns

**FRONT ROW (L-R):** Assistant Coach Don Zierden, Assistant Coach Jimmy Williams, Director of Player Personnel Rob Babcock, President Rob Moor, Owner Glen Taylor, Vice President of Basketball Operations Kevin McHale, General Manager/Head Coach Flip Saunders, Director of Scouting and Player Development/Assistant Coach Jerry Sichting, Assistant Coach Greg Ballard, Special Assistant to the VP of Basketball Operations Ed Prohofsky

PLAYER	G/GS	MIN	FIELD GOALS			3-POINT FG			FREE THROWS			REBOUNDS			AST	PF	STL	BLK	PTS	AVG
			FG	FGA	PCT	FG	FGA	PCT	FT	FTA	PCT	OFF	DEF	TOT						
Garnett	81/81	3202	704	1475	.477	19	66	.288	357	467	.764	219	702	921	401	204	111	145	1784	22.0
Brandon	78/78	2821	511	1134	.451	33	91	.363	195	224	.871	60	238	298	583	138	161	21	1250	16.0
Szczerbiak	82/82	2856	469	920	.510	26	77	.338	181	208	.870	133	314	447	260	226	59	33	1145	14.0
Peeler	75/41	2126	308	732	.421	100	256	.391	75	87	.862	44	148	192	192	166	91	18	791	10.5
Ellis	82/5	1948	298	642	.464	7	22	.318	169	214	.790	199	295	494	93	290	67	74	772	9.4
Billups	77/33	1790	248	587	.422	73	194	.376	144	171	.842	32	126	158	260	178	51	11	713	9.3
Lopez (TOT)	70/48	1565	211	478	.441	19	52	.365	109	156	.699	55	179	234	107	156	62	30	550	7.9
Lopez (MIN)	23/10	457	69	152	.454	13	23	.565	19	33	.576	25	49	74	34	46	21	12	170	7.4
Slater	55/16	686	90	175	.514	0	0	---	74	110	.673	78	108	186	26	126	18	9	254	4.6
Nesterovic	73/39	1233	147	319	.461	0	1	.000	34	65	.523	99	187	286	45	189	25	63	328	4.5
Day	31/0	345	44	118	.373	26	69	.377	18	23	.783	10	27	37	28	52	10	7	132	4.3
Mitchell	82/4	983	118	289	.408	9	43	.209	40	55	.727	28	95	123	57	117	26	10	285	3.5
Avery	55/0	463	55	144	.382	16	59	.271	28	36	.778	5	24	29	75	48	13	4	154	2.8
Garrett	70/21	831	75	156	.481	0	0	---	27	39	.692	65	152	217	24	93	26	49	177	2.5
Jacobson	14/0	59	9	18	.500	0	0	---	2	3	.667	3	3	6	4	19	3	0	20	1.4
Hammonds	7/0	30	3	10	.300	0	0	---	1	2	.500	2	2	4	1	8	0	0	7	1.0
<b>TIMBERWOLVES</b>	<b>82</b>	<b>19830</b>	<b>3148</b>	<b>6871</b>	<b>.458</b>	<b>322</b>	<b>901</b>	<b>.357</b>	<b>1364</b>	<b>1737</b>	<b>.785</b>	<b>1002</b>	<b>2470</b>	<b>3472</b>	<b>2083</b>	<b>1900</b>	<b>682</b>	<b>456</b>	<b>7982</b>	<b>97.3</b>
<b>OPPONENTS</b>	<b>82</b>	<b>19830</b>	<b>2977</b>	<b>6588</b>	<b>.452</b>	<b>350</b>	<b>996</b>	<b>.351</b>	<b>1567</b>	<b>2164</b>	<b>.724</b>	<b>967</b>	<b>2505</b>	<b>3472</b>	<b>1834</b>	<b>1655</b>	<b>583</b>	<b>357</b>	<b>7871</b>	<b>96.0</b>





## 2000-01 DAY-BY-DAY

G#	DATE	OPPONENT	WOLVES/OPP	RECORD	HIGH POINTS	HIGH REBOUNDS	ATTEND.
1	10/31	@ Houston	W 106-98	1-0	Garnett - 28	Nesterovic - 13	11,327
2	11/2	@ San Antonio	L 91-103	1-1	Garnett - 21	Garrett - 12	14,193
3	11/4	SACRAMENTO	W 99-91	2-1	Garnett - 28	Garnett - 12	19,006
4	11/6	@ Utah	L 92-98	2-2	Brandon - 25	Garnett - 9	19,911
5	11/8	@ Denver	L 107-109 (OT)	2-3	Garnett - 26	Garnett - 16	10,549
6	11/9	PHILADELPHIA	L 82-84	2-4	Garnett - 24	Garnett - 9	16,119
7	11/11	@ Milwaukee	W 103-92	3-4	Billups - 31	Szczerbiak - 12	18,717
8	11/15	GOLDEN STATE	W 92-90	4-4	Garnett - 24	Nesterovic - 11	16,034
9	11/17	SAN ANTONIO	W 99-94 (OT)	5-4	Garnett - 32	Garnett - 12	17,288
10	11/18	@ Atlanta	W 94-84	6-4	Garnett - 25	Garnett - 11	13,036
11	11/22	VANCOUVER	W 101-100	7-4	Garnett - 24	Ellis/Nesterovic - 12	16,783
12	11/24	@ L.A. Lakers	L 108-115	7-5	Brandon - 27	Garnett - 7	18,997
13	11/25	@ Golden State	L 93-114	7-6	Garnett - 22	Garnett - 12	14,268
14	11/28	@ Chicago	W 96-76	8-6	Szczerbiak - 18	Garnett - 12	22,204
15	11/29	DENVER	L 100-107	8-7	Garnett - 25	Garnett - 13	15,227
16	12/1	@ Boston	W 102-98	9-7	Billups - 29	Garnett - 13	14,630
17	12/2	@ New York	L 90-100	9-8	Garnett - 21	Garnett/Szczerbiak - 7	19,763
18	12/5	CHICAGO	W 100-90	10-8	Garnett - 25	Garnett/Ellis - 8	16,170
19	12/7	WASHINGTON	W 105-88	11-8	Brandon/Garnett - 24	Garnett - 7	16,018
20	12/9	L.A. CLIPPERS	W 85-73	12-8	Garnett - 23	Szczerbiak - 12	16,143
21	12/11	@ Philadelphia	W 96-91 (OT)	13-8	Garnett - 23	Garnett - 12	18,707
22	12/12	@ New Jersey	L 94-116	13-9	Garnett - 21	Garnett - 10	11,649
23	12/15	@ Detroit	W 99-90	14-9	Garnett - 26	Garnett - 13	13,744
24	12/16	INDIANA	W 113-110 (OT)	15-9	Garnett - 34	Garnett - 20	17,249
25	12/19	@ Golden State	L 99-120	15-10	Garnett - 29	Garnett - 16	13,367
26	12/20	@ L.A. Clippers	L 96-103	15-11	Garnett - 22	Garnett - 7	15,636
27	12/22	CHARLOTTE	L 74-83	15-12	Garnett - 20	Garrett - 12	16,327
28	12/23	UTAH	L 92-98	15-13	Garnett - 20	Garnett - 9	16,789
29	12/26	TORONTO	W 100-97	16-13	Brandon - 24	Garnett - 9	16,828
30	12/28	ATLANTA	W 88-81	17-13	Peeler - 22	Garnett - 12	16,801
31	12/30	NEW YORK	L 79-88	17-14	Szczerbiak - 22	Garnett - 10	18,322
32	1/1	HOUSTON	W 106-96	18-14	Garnett - 21	Szczerbiak - 10	14,779
33	1/2	@ Washington	L 108-115	18-15	Garnett - 31	Ellis - 10	11,712
34	1/4	SEATTLE	W 105-92	19-15	Peeler - 22	Szczerbiak - 11	16,045
35	1/7	@ Phoenix	W 108-88	20-15	Peeler - 28	Peeler - 10	17,531
36	1/8	@ Sacramento	L 97-100	20-16	Garnett - 26	Szczerbiak - 9	17,317
37	1/10	DALLAS	L 86-106	20-17	Garnett - 26	Garnett - 13	16,274
38	1/12	L.A. CLIPPERS	W 95-89	21-17	Brandon/Garnett - 17	Garnett - 10	16,837
39	1/15	BOSTON	L 102-107	21-18	Garnett - 23	Garnett - 9	17,228
40	1/17	@ Utah	W 89-81	22-18	Garnett - 23	Garnett - 11	18,590
41	1/19	@ Seattle	W 98-93	23-18	Peeler - 24	Garnett - 17	15,515
42	1/21	@ Vancouver	W 96-94	24-18	Brandon/Garnett - 20	Garnett - 9	13,108

G#	DATE	OPPONENT	WOLVES/OPP	RECORD	HIGH POINTS	HIGH REBOUNDS	ATTEND.
43	1/23	PHOENIX	W 82-73	25-18	Brandon - 26	Garnett - 13	19,677
44	1/25	ORLANDO	W 109-100	26-18	Ellis - 24	Garnett - 18	17,345
45	1/27	PORTLAND	W 93-80	27-18	Brandon - 22	Garnett - 11	19,367
46	1/29	MILWAUKEE	W 99-96	28-18	Garnett - 29	Garnett - 18	17,171
47	1/31	L.A. LAKERS	W 96-83	29-18	Garnett - 21	Garnett/Ellis - 10	19,006
48	2/1	@ Cleveland	W 90-81	30-18	Brandon - 27	Garnett - 10	13,904
49	2/3	@ Toronto	W 108-105	31-18	Garnett - 30	Garnett - 13	19,800
50	2/7	SACRAMENTO	W 117-88	32-18	Garnett - 40	Garnett - 7	18,274
51	2/13	@ Portland	L 88-109	32-19	Garnett - 20	Garnett - 14	19,987
52	2/14	@ Phoenix	L 96-104	32-20	Garnett/Ellis - 20	Ellis - 13	17,747
53	2/16	SAN ANTONIO	L 85-91	32-21	Garnett - 31	Garnett - 16	18,881
54	2/18	VANCOUVER	L 102-110	32-22	Garnett/Ellis - 16	Garnett - 13	18,693
55	2/21	HOUSTON	L 83-89	32-23	Garnett - 23	Garnett - 15	16,541
56	2/23	GOLDEN STATE	W 122-83	33-23	Brandon - 27	Brandon - 10	19,006
57	2/25	@ Indiana	L 100-110	33-24	Garnett - 23	Garnett - 14	18,345
58	2/28	DETROIT	W 111-100	34-24	Brandon - 23	Garnett - 10	16,273
59	3/2	@ Denver	W 89-71	35-24	Garnett - 24	Garnett - 14	17,844
60	3/4	SEATTLE	W 119-111 (OT)	36-24	Szczerbiak - 27	Garnett - 16	19,006
61	3/6	@ Charlotte	W 95-89	37-24	Garnett - 22	Garnett - 13	12,630
62	3/9	@ Miami	L 79-86	37-25	Szczerbiak - 19	Garnett - 13	16,500
63	3/10	@ Orlando	L 93-105	37-26	Garnett - 21	Garnett - 15	17,248
64	3/12	MIAMI	W 94-77	38-26	Garnett - 24	Garnett - 15	17,882
65	3/14	@ San Antonio	L 100-106 (OT)	38-27	Garnett - 24	Garnett - 13	35,676
66	3/15	@ Dallas	L 83-103	38-28	Garnett - 28	Garnett - 16	17,472
67	3/18	CLEVELAND	W 91-76	39-28	Garnett - 21	Ellis - 12	18,718
68	3/21	DALLAS	W 109-97	40-28	Garnett - 28	Garnett - 15	18,101
69	3/23	DENVER	W 101-90	41-28	Garnett - 30	Garnett - 15	18,777
70	3/25	NEW JERSEY	W 105-91	42-28	Brandon - 34	Garnett - 18	19,006
71	3/28	@ Seattle	L 93-94	42-29	Garnett - 21	Garnett - 9	15,916
72	3/30	@ Sacramento	L 98-110	42-30	Brandon - 20	Lopez - 9	17,317
73	4/1	@ Portland	W 99-95	43-30	Brandon - 30	Garnett - 10	20,580
74	4/4	PORTLAND	W 83-79	44-30	Garnett - 18	Garnett - 18	17,207
75	4/6	PHOENIX	W 101-88	45-30	Garnett - 25	Garnett - 10	18,627
76	4/8	L.A. LAKERS	L 99-104	45-31	Brandon - 23	Garnett - 8	20,099
77	4/10	@ Vancouver	W 104-91	46-31	Szczerbiak - 28	Garnett - 14	10,430
78	4/12	@ L.A. Lakers	L 102-119	46-32	Brandon - 21	Ellis - 10	18,997
79	4/13	@ L.A. Clippers	L 105-111	46-33	Garnett - 23	Garnett - 12	18,964
80	4/15	UTAH	W 107-100	47-33	Garnett/	Slater - 7	17,447
					Szczerbiak - 17		
81	4/17	@ Houston	L 87-114	47-34	Avery/	Garnett - 6	16,285
					Szczerbiak - 16		
82	4/18	@ Dallas	L 100-120	47-35	Billups - 21	Lopez - 10	18,187



## 1999-2000

RECORD: 50-32



**BACK ROW (L-R):** Sam Mitchell, Malik Sealy, Joe Smith, Kevin Garnett, Rasho Nesterovic, Dean Garrett, Tom Hammonds, Andrae Patterson, Wally Szczerbiak

**MIDDLE ROW (L-R):** Strength and Conditioning Coach Sol Brandys, Assistant Trainer Chris Strickland, Assistant Trainer Gregg Farnam, Trainer Chris Palmer, Terrell Brandon, Anthony Peeler, William Avery, Bobby Jackson, Video Coordinator Don Zierden, Medical Director Dr. Sheldon Burns, Orthopaedic Surgeon Dr. David Fischer.

**FRONT ROW (L-R):** Director of Scouting and Player Development/Assistant Coach Jerry Sichting, Assistant Coach Greg Ballard, Director of Player Personnel Rob Babcock, President Rob Moor, Owner Glen Taylor, Vice President of Basketball Operations Kevin McHale, General Manager/Head Coach Flip Saunders, Assistant Coach Sidney Lowe, Special Assistant to the VP of Basketball Operations Ed Prohofsky

PLAYER	G/GS	MIN	FIELD GOALS			3-POINT FG			FREE THROWS			REBOUNDS			AST	PF	STL	BLK	PTS	AVG
			FG	FGA	PCT	FG	FGA	PCT	FT	FTA	PCT	OFF	DEF	TOT						
Garnett	81/81	3243	759	1526	.497	30	81	.370	309	404	.785	223	733	956	401	205	120	126	1857	22.9
Brandon	71/71	2587	486	1042	.466	53	132	.402	187	208	.899	44	194	238	629	158	134	30	1212	17.1
Szczerbiak	73/53	2171	342	669	.511	28	78	.359	133	161	.826	89	183	272	201	175	58	23	845	11.6
Sealy	82/61	2392	371	780	.476	10	35	.286	177	218	.812	119	233	352	197	197	76	19	929	11.3
Smith	78/9	1975	289	623	.464	1	1	1.000	195	258	.756	186	298	484	88	302	45	85	774	9.9
Peeler	82/22	2073	316	725	.436	85	255	.333	87	109	.798	58	174	232	195	171	62	10	804	9.8
Mitchell	66/24	1227	168	376	.447	10	23	.435	81	92	.880	28	110	138	111	116	27	14	427	6.5
Nesterovic	82/55	1723	206	433	.476	0	2	.000	59	103	.573	135	244	379	93	262	21	85	471	5.7
Jackson	73/10	1034	140	346	.405	13	46	.283	76	98	.776	50	103	153	172	114	48	7	369	5.1
Avery	59/1	484	56	181	.309	18	63	.286	24	36	.667	8	32	40	88	60	14	2	154	2.6
Hammonds	56/0	372	42	97	.433	0	0	----	33	56	.589	34	67	101	10	55	8	3	117	2.1
Garrett	56/23	604	48	108	.44	0	0	----	18	26	.692	41	99	140	19	94	8	40	114	2.0
Patterson	5/0	20	3	4	.750	0	0	----	0	0	----	1	1	2	1	4	1	0	6	1.2
<b>TIMBERWOLVES</b>	<b>82</b>	<b>19905</b>	<b>3226</b>	<b>6910</b>	<b>.467</b>	<b>248</b>	<b>716</b>	<b>.346</b>	<b>1379</b>	<b>1769</b>	<b>.780</b>	<b>1016</b>	<b>2471</b>	<b>3487</b>	<b>2205</b>	<b>1913</b>	<b>622</b>	<b>444</b>	<b>8079</b>	<b>98.5</b>
<b>OPPONENTS</b>	<b>82</b>	<b>19905</b>	<b>2924</b>	<b>6576</b>	<b>.445</b>	<b>380</b>	<b>1066</b>	<b>.356</b>	<b>1644</b>	<b>2185</b>	<b>.752</b>	<b>916</b>	<b>2440</b>	<b>3356</b>	<b>1737</b>	<b>1685</b>	<b>591</b>	<b>344</b>	<b>7872</b>	<b>96.0</b>



## 1999-2000 DAY-BY-DAY

G#	DATE	OPPONENT	WOLVES/OPP	RECORD	HIGH POINTS	HIGH REBOUNDS	ATTEND.
1	11/5	@ Sacramento	L 95-100	0-1	Garnett - 34	Garnett - 17	32,623
2	11/6	SACRAMENTO	W 114-101	1-1	Garnett - 31	Garnett - 12	34,013
3	11/11	NEW YORK	W 93-90	2-1	Garnett - 35	Garnett - 14	18,397
4	11/13	PHOENIX	W 111-100	3-1	Nesterovic - 23	Garnett - 12	20,003
5	11/17	L.A. CLIPPERS	L 85-89	3-2	Garnett - 23	Garnett - 20	13,677
6	11/19	UTAH	W 89-84	4-2	Garnett - 29	Garnett - 11	17,517
7	11/21	@ Vancouver	W 105-81	5-2	Szczerbiak - 19	Garnett - 14	12,493
8	11/22	@ Utah	L 93-108	5-3	Brandon - 21	Garnett - 7	19,725
9	11/24	PORTLAND	L 81-88	5-4	Szczerbiak - 26	Garnett - 19	16,219
10	11/26	@ Denver	L 105-114	5-5	Smith - 18	Nesterovic - 9	18,506
11	11/27	VANCOUVER	W 113-82	6-5	Garnett - 20	Jackson - 7	16,881
12	11/30	DENVER	W 109-92	7-5	Smith - 26	Smith - 9	13,117
13	12/2	ORLANDO	L 93-103	7-6	Smith - 18	Smith - 13	13,228
14	12/4	DALLAS	L 84-103	7-7	Garnett - 20	Smith - 17	16,671
15	12/8	@ Seattle	L 94-110	7-8	Garnett - 22	Garnett - 12	13,180
16	12/9	@ Portland	L 86-90	7-9	Garnett - 26	Garnett - 7	19,980
17	12/11	GOLDEN STATE	L 76-104	7-10	Nesterovic - 23	Nesterovic - 13	17,739
18	12/14	@ Atlanta	L 94-105	7-11	Garnett - 22	Garnett - 15	14,070
19	12/15	@ Charlotte	L 98-103	7-12	Sealy - 27	Garnett - 20	16,303
20	12/17	L.A. LAKERS	L 88-97	7-13	Garnett - 28	Garnett - 21	19,354
21	12/18	@ Dallas	W 108-104	8-13	Garnett - 27	Garnett - 14	13,702
22	12/20	@ Cleveland	W 100-94	9-13	Garnett - 24	Garnett - 18	13,911
23	12/22	@ Chicago	W 106-86	10-13	Garnett - 22	Garnett - 13	22,102
24	12/23	SEATTLE	W 109-102	11-13	Brandon - 30	Garnett - 14	16,773
25	12/27	@ Orlando	W 107-105	12-13	Garnett - 26	Garnett - 23	14,703
26	12/28	@ Miami	L 78-89	12-14	Garnett - 16	Garnett - 9	15,200
27	12/30	CHICAGO	W 94-76	13-14	Garnett - 22	Garnett - 11	19,623
28	1/4	SAN ANTONIO	W 91-88	14-14	Sealy - 22	Garnett - 11	15,179
29	1/6	PORTLAND	W 98-96	15-14	Garnett/Sealy - 27	Brandon - 8	15,223
30	1/8	@ Detroit	W 110-105	16-14	Brandon - 28	Garnett - 14	20,529
31	1/9	@ Philadelphia	W 123-112	17-14	Brandon - 27	Brandon - 10	20,232
32	1/11	MIAMI	L 106-116	17-15	Garnett - 35	Garnett - 9	15,121
33	1/13	BOSTON	W 103-85	18-15	Brandon - 20	Garnett - 10	14,659
34	1/15	L.A. LAKERS	L 91-104	18-16	Garnett - 22	Garnett - 10	19,767
35	1/17	INDIANA	W 101-100	19-16	Garnett - 37	Garnett - 13	16,731
36	1/19	@ Utah	W 91-88	20-16	Garnett - 31	Garnett - 10	19,678
37	1/21	@ L.A. Clippers	W 95-89	21-16	Mitchell - 20	Sealy - 8	12,853
38	1/23	@ Golden State	W 99-81	22-16	Garnett - 22	Garnett - 15	11,569
39	1/25	@ Houston	W 92-84	23-16	Garnett - 27	Garnett - 12	15,094
40	1/27	@ San Antonio	L 80-92	23-17	Garnett - 26	Garnett - 8	15,911
41	1/29	UTAH	W 96-94	24-17	Garnett - 29	Garnett - 13	19,006
42	1/31	SACRAMENTO	W 105-90	25-17	Garnett - 31	Garnett - 12	18,046
43	2/2	@ Washington	L 93-103	25-18	Garnett - 22	Garnett - 11	14,005
44	2/4	HOUSTON	W 102-85	26-18	Garnett - 23	Garnett - 18	18,223

G#	DATE	OPPONENT	WOLVES/OPP	RECORD	HIGH POINTS	HIGH REBOUNDS	ATTEND.
45	2/5	@ Denver	W 105-97 (OT)	27-18	Garnett - 30	Garnett - 14	19,099
46	2/9	@ L.A. Lakers	L 81-114	27-19	Garnett - 29	Garnett - 6	18,843
47	2/10	@ Phoenix	L 85-101	27-20	Mitchell - 16	Garnett - 13	19,023
48	2/15	DENVER	L 104-107 (OT)	27-21	Garnett - 24	Garnett - 11	14,117
49	2/16	@ New York	L 89-93	27-22	Garnett - 23	Garnett - 13	19,763
50	2/18	VANCOUVER	W 103-91	28-22	Brandon - 21	Garnett - 10	17,101
51	2/20	NEW JERSEY	L 89-91	28-23	Garnett - 27	Garnett - 18	19,449
52	2/22	GOLDEN STATE	W 112-89	29-23	Brandon/ Szczerbiak - 21	Garnett - 14	13,992
53	2/24	L.A. CLIPPERS	W 116-91	30-23	Smith - 18	Garnett/Smith Szczerbiak - 8	13,089
54	2/25	@ Toronto	W 107-85	31-23	Garnett - 28	Garnett - 12	19,800
55	2/27	SAN ANTONIO	W 102-98	32-23	Garnett - 29	Garnett - 16	19,654
56	2/29	CHARLOTTE	L 87-92	32-24	Garnet - 21	Garnett - 9	15,922
57	3/2	@ San Antonio	W 108-102	33-24	Garnett - 23	Garnet - 13	16,320
58	3/4	@ Milwaukee	W 91-84	34-24	Brandon - 22	Smith - 13	17,632
59	3/5	SEATTLE	W 105-100 (OT)	35-24	Garnett - 21	Garnett - 13	15,006
60	3/7	WASHINGTON	L 86-90	35-25	Garnett/ Szczerbiak - 26	Garnett - 13	14,227
61	3/9	@ Dallas	W 100-79	36-25	Garnett - 22	Garnett - 13	13,435
62	3/11	@ Houston	W 100-86	37-25	Brandon - 24	Garnett - 15	16,285
63	3/14	@ Phoenix	L 100-107	37-26	Brandon - 18	Garnett - 11	19,023
64	3/16	@ Portland	W 96-92	38-26	Brandon - 25	Garnett - 12	20,060
65	3/19	MILWAUKEE	W 109-82	39-26	Brandon - 28	Garnett - 8	15,551
66	3/21	CLEVELAND	W 111-107 (OT)	40-26	Garnett - 29	Garnett - 14	13,404
67	3/22	@ Boston	W 109-106	41-26	Garnett - 40	Garnett/Sealy - 8	16,606
68	3/24	@ New Jersey	W 116-115 (OT)	42-26	Garnett - 38	Garnett/Sealy/ Szczerbiak - 8	17,655
69	3/26	TORONTO	W 106-101 (OT)	43-26	Garnett - 34	Garnett - 10	19,902
70	3/28	PHILADELPHIA	L 100-102	43-27	Garnett - 31	Smith - 12	16,991
71	3/30	HOUSTON	W 122-90	44-27	Garnett - 25	Smith - 10	15,009
72	3/31	@ Indiana	L 85-109	44-28	Brandon - 24	Garnett - 12	18,345
73	4/2	PHOENIX	L 86-87	44-29	Sealy - 19	Garnett - 13	19,006
74	4/4	ATLANTA	W 86-76 (OT)	45-29	Garnett, Smith - 18	Garnett - 14	13,233
75	4/6	@ L.A. Clippers	W 112-90	46-29	Garnett - 28	Nesterovic - 13	15,317
76	4/7	@ Sacramento	W 95-92	47-29	Brandon - 30	Garnett - 14	17,317
77	4/10	DETROIT	W 102-100	48-29	Garnett - 25	Garnett - 9	15,374
78	4/12	@ Seattle	L 83-110	48-30	Garnett - 18	Smith - 10	14,178
79	4/14	@ Vancouver	W 104-94 (2OT)	49-30	Garnett/Brandon/ Szczerbiak - 20	Garnett/Smith - 12	17,748
80	4/16	@ L.A. Lakers	L 95-101	49-31	Brandon - 18	Garnett - 15	18,912
81	4/17	@ Golden State	W 101-96	50-31	Brandon - 21	Nesterovic/Smith - 11	11,362
82	4/19	DALLAS	L 107-113	50-32	Peeler - 22	Jackson/Smith - 8	16,818





## 1998-99

RECORD: 25-25



**BACK ROW (L-R):** Trainer Chris Palmer, Tom Hammonds, Dean Garrett, Trevor Winter, Kevin Garnett, Joe Smith, Bill Curley, Andrae Patterson, Medical Director Dr. Sheldon Burns

**MIDDLE ROW (L-R):** Assistant Trainer Gregg Farnam, Bobby Jackson, Anthony Peeler, Dennis Scott, Sam Mitchell, Malik Sealy, Reggie Jordan, James Robinson, Terrell Brandon, Orthopaedic Surgeon Dr. David Fischer

**FRONT ROW (L-R):** Strength and Conditioning Coach Sol Brandys, Director of Player Personnel Rob Babcock, Assistant Coach Greg Ballard, Assistant Coach Randy Wittman, Vice President of Basketball Operations Kevin McHale, Owner Glen Taylor, General Manager/Head Coach Flip Saunders, President Rob Moor, Director of Scouting and Player Development/Assistant Coach Jerry Sichting,

PLAYER	G/GS	MIN	FIELD GOALS			3-POINT FG			FREE THROWS			REBOUNDS			AST	PF	STL	BLK	PTS	AVG
			FG	FGA	PCT	FG	FGA	PCT	FT	FTA	PCT	OFF	DEF	TOT						
Garnett	47/47	1780	414	900	.460	4	14	.286	145	206	.760	166	323	489	202	152	78	83	977	20.8
Marbury	18/18	661	124	304	.408	8	39	.205	63	87	.724	17	45	62	167	44	29	5	319	17.7
Brandon (TOT)	36/34	1217	212	507	.418	12	47	.255	65	78	.833	27	107	134	309	82	63	10	501	13.9
Brandon (MIN)	21/20	712	127	299	.425	5	19	.263	39	47	.830	16	65	81	205	57	39	7	298	14.2
Smith	43/42	1418	223	522	.427	0	3	.00	142	188	.755	154	200	354	68	147	32	66	588	13.7
Mitchell	50/20	1344	213	522	.408	9	38	.237	126	165	.764	55	127	182	98	111	35	16	561	11.2
Peeler	28/28	810	103	272	.379	34	114	.298	30	41	.732	30	54	84	78	60	35	6	270	9.6
Sealy	31/7	731	95	231	.411	6	23	.261	55	61	.902	23	69	92	36	68	30	5	251	8.1
Jackson	50/12	941	141	348	.405	10	27	.370	61	79	.772	43	92	135	167	75	39	3	353	7.1
Scott (TOT)	36/9	738	87	213	.408	37	97	.381	23	31	.742	8	50	58	40	49	15	3	234	6.5
Scott (MIN)	21/9	532	70	157	.446	29	68	.426	22	27	.815	5	33	38	32	32	12	2	191	9.1
Robinson (TOT)	31/0	506	67	185	.362	21	74	.284	28	41	.683	18	44	62	56	60	22	8	183	5.9
Robinson (MIN)	17/0	226	28	87	.322	13	44	.295	8	14	.571	8	27	35	38	31	8	5	77	4.5
Garrett	49/37	1054	116	231	.502	0	0	----	38	51	.745	99	158	257	28	113	30	45	270	5.5
Hammonds	49/0	716	82	179	.458	0	0	----	48	75	.640	54	82	136	20	88	8	7	212	4.3
Nesterovic	2/0	30	3	12	.250	0	0	----	2	2	1.000	3	5	8	1	5	0	0	8	4.0
Patterson	35/0	284	43	97	.443	0	5	.000	28	36	.778	30	35	65	15	62	19	7	114	3.3
Curley	35/7	372	29	72	.403	1	5	.200	19	22	.864	20	31	51	14	83	17	9	78	2.2
Evans (TOT)	16/0	145	13	44	.295	4	13	.308	4	4	1.000	6	13	19	15	8	5	3	34	2.1
Evans (MIN)	5/0	24	2	10	.200	0	2	.000	0	0	----	2	0	2	1	1	2	0	4	0.8
Carr	11/2	81	9	26	.346	3	9	.333	2	4	.500	0	12	12	7	9	1	1	23	2.1
Jordan	27/1	296	15	54	.278	0	0	----	21	38	.553	27	32	59	41	38	12	5	51	1.9
Grant	4/0	8	1	4	.250	0	0	----	0	0	----	1	0	1	0	4	0	0	2	0.5
Winter	1/0	5	0	0	----	0	0	----	0	0	----	1	2	3	0	5	0	0	0	0.0
<b>TIMBERWOLVES</b>	<b>50</b>	<b>12025</b>	<b>1838</b>	<b>4327</b>	<b>.425</b>	<b>122</b>	<b>410</b>	<b>.298</b>	<b>849</b>	<b>1143</b>	<b>.743</b>	<b>754</b>	<b>1392</b>	<b>2146</b>	<b>1218</b>	<b>1185</b>	<b>426</b>	<b>272</b>	<b>4647</b>	<b>92.9</b>
<b>OPPONENTS</b>	<b>50</b>	<b>12025</b>	<b>1680</b>	<b>3823</b>	<b>.439</b>	<b>213</b>	<b>654</b>	<b>.326</b>	<b>1055</b>	<b>1470</b>	<b>.718</b>	<b>591</b>	<b>1563</b>	<b>2154</b>	<b>1114</b>	<b>1017</b>	<b>363</b>	<b>262</b>	<b>4628</b>	<b>92.6</b>



## 1998-99

### DAY-BY-DAY


G#	DATE	OPPONENT	WOLVES/OPP	RECORD	HIGH POINTS	HIGH REBOUNDS	ATTEND.
1	2/5	@ Denver	W 110-92	1-0	Smith - 23	Garrett - 7	17,171
2	2/6	@ San Antonio	L 82-96	1-1	Garnett - 19	Garnett - 16	21,319
3	2/9	SAN ANTONIO	W 74-70	2-1	Sealy - 16	Garnett - 12	16,422
4	2/11	L.A. LAKERS	W 86-75	3-1	Garnett - 21	Jackson - 6	19,006
5	2/14	@ L.A. Clippers	W 95-73	4-1	Garnett - 24	Garnett - 11	8,592
6	2/15	@ Golden State	L 99-101	4-2	Garnett - 29	Garnett - 10	13,118
7	2/17	HOUSTON	W 116-102	5-2	Marbury - 40	Garnett - 9	18,151
8	2/19	VANCOUVER	W 115-96	6-2	Marbury - 23	Garnett - 11	17,907
9	2/21	SACRAMENTO	W 102-90	7-2	Smith - 30	Garnett - 19	16,848
10	2/22	SAN ANTONIO	W 95-89	8-2	Mitchell - 17	Garnett - 11	15,374
11	2/25	@ New York	L 113-115 (OT)	8-3	Garnett - 25	Smith - 16	19,763
12	2/26	@ Toronto	L 92-102	8-4	Marbury - 17	Garnett/Smith - 9	15,122
13	2/28	PORTLAND	L 93-100	8-5	Marbury - 25	Garnett/Smith - 9	16,219
14	3/2	GOLDEN STATE	W 89-78	9-5	Garnett - 27	Garnett - 14	14,776
15	3/4	@ Vancouver	W 102-93	10-5	Garnett - 23	Smith - 9	13,329
16	3/5	@ Portland	L 85-97	10-6	Marbury - 18	Smith - 12	19,264
17	3/7	@ Seattle	W 88-77	11-6	Garnett - 19	Garnett - 14	17,072
18	3/9	SEATTLE	W 85-84	12-6	Garnett - 22	Garnett - 16	17,237
19	3/11	@ Golden State	L 82-89	12-7	Garnett - 22	Smith - 15	11,150
20	3/12	@ Sacramento	W 101-95	13-7	Garnett - 26	Garnett - 17	17,317
21	3/13	@ Utah	L 72-99	13-8	Garnett - 22	Garnett - 14	19,911
22	3/15	UTAH	L 83-90	13-9	Smith - 26	Smith - 17	18,447
23	3/16	L.A. LAKERS	L 101-107	13-10	Smith - 22	Smith - 13	19,006
24	3/18	@ Vancouver	L 81-86	13-11	Garnett - 20	Smith - 12	17,466
25	3/19	@ Denver	W 105-101	14-11	Garnett - 28	Garrett/Smith - 8	14,219

G#	DATE	OPPONENT	WOLVES/OPP	RECORD	HIGH POINTS	HIGH REBOUNDS	ATTEND.
26	3/21	L.A. CLIPPERS	L 85-100	14-12	Garnett - 27	Garnett/Smith - 8	15,371
27	3/24	@ Boston	W 87-68	15-12	Garnett/Scott - 22	Garnett - 14	18,128
28	3/26	MIAMI	W 100-93	16-12	Garnett - 19	Garrett - 9	19,006
29	3/28	MILWAUKEE	L 85-94	16-13	Mitchell - 20	Garnett - 18	18,449
30	3/30	DALLAS	W 98-78	17-13	Garnett/Brandon - 22	Garnett - 9	15,609
31	4/2	DENVER	W 107-88	18-13	Garnett - 28	Brandon - 8	15,979
32	4/3	SACRAMENTO	W 105-96	19-13	Garnett - 24	Garnett - 10	17,011
33	4/5	DALLAS	W 100-93	20-13	Garnett/Mitchell - 18	Garnett - 9	14,107
34	4/7	@ Phoenix	L 82-90	20-14	Garnett - 19	Garnett - 13	19,023
35	4/8	@ L.A. Clippers	L 91-99	20-15	Garnett - 15	Garrett - 10	7,205
36	4/9	@ L.A. Lakers	L 89-96	20-16	Hammonds - 22	Garnett - 16	17,505
37	4/11	DETROIT	W 88-79	21-16	Garnett - 20	Smith - 17	19,006
38	4/12	HOUSTON	L 90-95	21-17	Garnett/Mitchell - 21	Garnett - 9	16,093
39	4/14	@ San Antonio	L 79-95	21-18	Jackson - 14	Garrett - 6	15,864
40	4/15	@ Dallas	L 95-10	21-19	Smith - 21	Smith - 9	13,034
41	4/16	VANCOUVER	W 89-75	22-19	Smith - 26	Smith - 12	18,347
42	4/18	UTAH	L 76-97	22-20	Garnett - 18	Garnett - 8	17,472
43	4/21	@ Seattle	L 105-119	22-21	Garnett - 23	Garnett - 7	17,072
44	4/23	@ Sacramento	L 97-105	22-22	Garnett - 29	Garnett - 9	17,317
45	4/25	@ Portland	L 84-100	22-23	Garnett - 30	Garnett/Smith - 4	20,437
46	4/28	PHOENIX	W 97-92	23-23	Mitchell - 25	Smith - 13	16,771
47	4/30	GOLDEN STATE	W 90-85	24-23	Garnett - 28	Garnett - 15	18,157
48	5/1	L.A. CLIPPERS	W 103-93	25-23	Garnett - 19	Garnett - 14	17,203
49	5/4	@ Houston	L 83-100	25-24	Garnett - 18	Brandon - 9	16,285
50	5/5	@ Phoenix	L 96-100	25-25	Garnett - 20	Garnett - 11	18,773



## 1997-98

RECORD: 45-37



**BACK ROW (L-R):** Bill Curley, Matt Fish, Clifford Rozier, Paul Grant, Stanley Roberts, Kevin Garnett, Tom Gugliotta, Cherokee Parks

**MIDDLE ROW (L-R):** Trainer Chris Palmer, Assistant Trainer Gregg Farnam, Strength and Conditioning Coach Sol Brandys, Shane Heal, Stephon Marbury, Reggie Jordan, Doug West, Sam Mitchell, Chris Carr, Terry Porter, Micheal Williams, DeJuan Wheat, Orthopaedic Surgeon Dr. David Fischer, Medical Director Dr. Sheldon Burns

**FRONT ROW (L-R):** Video Coordinator Trey Schwab, Director of Player Personnel Rob Babcock, Assistant Coach Greg Ballard, Assistant Coach Randy Wittman, Vice President of Basketball Operations Kevin McHale, Owner Glen Taylor, General Manager/Head Coach Flip Saunders, President Rob Moor, Director of Scouting and Player Development/Assistant Coach Jerry Sichting, Special Assistant to the VP of Basketball Operations Ed Prohovsky.

PLAYER	G/GS	MIN	FIELD GOALS			3-POINT FG			FREE THROWS			REBOUNDS								PTS	AVG
			FG	FGA	PCT	FG	FGA	PCT	FT	FTA	PCT	OFF	DEF	TOT	AST	PF	STL	BLK			
Gugliotta	41/41	1582	319	635	.502	2	17	.118	183	223	.821	106	250	356	167	102	61	22		823	20.1
Garnett	82/82	3222	635	1293	.491	3	16	.188	245	332	.738	222	564	786	348	224	139	150		1518	18.5
Marbury	82/81	3112	513	1237	.415	95	304	.313	329	450	.731	58	172	230	704	222	104	7		1450	17.7
Mitchell	81/33	2239	371	800	.464	15	43	.349	243	292	.832	118	267	385	107	200	64	22		1000	12.3
Peeler (TOT)	38/32	1193	190	420	.452	53	125	.424	36	47	.766	37	86	123	137	97	61	6		469	12.3
Peeler (MIN)	30/24	991	155	348	.445	48	106	.453	32	41	.780	31	72	103	114	81	52	6		390	13.0
Carr	51/40	1165	190	452	.420	40	127	.315	84	99	.848	43	112	155	85	129	17	11		504	9.9
Porter	82/8	1786	259	577	.449	92	233	.395	167	195	.856	37	131	168	271	103	63	16		777	9.5
Parks	79/43	1703	224	449	.499	0	1	.000	110	169	.651	140	297	437	53	237	36	86		558	7.1
Roberts	74/44	1328	191	386	.495	0	0	----	75	156	.481	109	254	363	27	237	36	86		558	7.1
Hammonds	57/2	1140	127	246	.516	0	1	.000	92	132	.697	100	171	271	36	127	15	17		346	6.1
West	38/10	688	64	171	.374	0	2	.000	29	40	.725	23	59	82	45	97	11	5		157	4.1
Curley	11/1	146	16	33	.485	0	1	.000	2	3	.667	11	17	28	4	28	3	1		34	3.1
Jordan	57/1	487	54	113	.478	0	1	.000	41	72	.569	57	40	97	50	63	35	9		149	2.6
Williams	25/0	161	16	48	.333	0	4	.000	32	33	.970	2	12	14	32	24	9	2		64	2.6
Wheat	34/0	150	20	50	.400	8	17	.471	9	15	.600	3	8	11	25	12	6	1		57	1.7
Rozier	6/0	30	3	6	.500	0	0	----	0	1	.000	3	3	6	0	7	0	0		6	1.0
<b>TIMBERWOLVES</b>	<b>82</b>	<b>19930</b>	<b>3157</b>	<b>6844</b>	<b>.461</b>	<b>303</b>	<b>873</b>	<b>.347</b>	<b>1673</b>	<b>2253</b>	<b>.743</b>	<b>1063</b>	<b>2429</b>	<b>3492</b>	<b>2068</b>	<b>1882</b>	<b>639</b>	<b>427</b>		<b>8290</b>	<b>101.1</b>
<b>OPPONENTS</b>	<b>82</b>	<b>19930</b>	<b>3076</b>	<b>6860</b>	<b>.448</b>	<b>432</b>	<b>1206</b>	<b>.358</b>	<b>1648</b>	<b>2220</b>	<b>.742</b>	<b>1116</b>	<b>2411</b>	<b>3527</b>	<b>1909</b>	<b>1863</b>	<b>609</b>	<b>412</b>		<b>8232</b>	<b>100.4</b>





## 1997-98

### DAY-BY-DAY

G#	DATE	OPPONENT	WOLVES/OPP	RECORD	HIGH POINTS	HIGH REBOUNDS	ATTEND.	G#	DATE	OPPONENT	WOLVES/OPP	RECORD	HIGH POINTS	HIGH REBOUNDS	ATTEND.
1	10/31	GOLDEN STATE	W 129-113	1-0	Gugliotta - 28	Garnett/Gugliotta - 11	16,784	41	1/27	ATLANTA	W 113-96	24-17	Gugliotta - 26	Parks - 9	16,842
2	11/1	CHARLOTTE	W 106-90	2-0	Marbury - 23	Parks - 13	19,006	42	1/29	@ Vancouver	W 112-106	25-17	Marbury - 31	Garnett - 15	15,111
3	11/4	@ Portland	L 105-122	2-1	Gugliotta/	Gugliotta - 8	20,158	43	1/30	@ L.A. Lakers	L 114-121	25-18	Marbury - 35	Garnett/Mitchell - 7	17,505
					Marbury - 27			44	2/1	MILWAUKEE	L 110-118	25-19	Garnett - 26	Garnett - 12	20,188
4	11/7	@ Vancouver	W 108-97	3-1	Marbury - 26	Garnett - 11	15,302	45	2/2	@ Cleveland	L 99-109	25-20	Marbury - 27	Mitchell - 7	13,841
5	11/8	@ Golden State	W 97-90	4-1	Gugliotta - 29	Gugliotta - 12	19,283	46	2/4	NEW YORK	W 95-88	26-20	Marbury - 29	Garnett/Mitchell - 8	17,228
6	11/11	SAN ANTONIO	L 92-93	4-2	Gugliotta - 22	Gugliotta - 9	14,593	47	2/11	ORLANDO	L 89-96	26-21	Garnett - 29	Garnett - 12	17,093
7	11/13	WASHINGTON	L 88-91 (OT)	4-3	Marbury - 26	Garnett - 20	16,491	48	2/13	@ Denver	W 107-80	27-21	Marbury - 22	Garnett - 11	12,013
8	11/15	@ San Antonio	W 105-94	5-3	Garnett - 26	Gugliotta - 12	17,410	49	2/15	DALLAS	W 105-99 (OT)	28-21	Mitchell - 25	Garnett - 13	19,949
9	11/18	@ Phoenix	W 108-90	6-3	Garnett - 26	Gugliotta - 10	19,023	50	2/17	@ Miami	L 84-110	28-22	Garnett - 14	Roberts - 8	15,200
10	11/19	@ L.A. Lakers	L 93-118	6-4	Gugliotta - 22	Garnett - 11	17,505	51	2/18	@ Orlando	L 102-115	28-23	Garnett/Mitchell - 19	Garnett/Hammonds - 8	17,077
11	11/21	CLEVELAND	L 80-103	6-5	Carr - 19	Gugliotta - 8	17,002	52	2/20	HOUSTON	W 100-95 (OT)	29-23	Marbury - 27	Garnett - 17	19,083
12	11/24	@ Utah	L 124-133 (OT)	6-6	Marbury - 38	Parks - 9	19,911	53	2/22	SACRAMENTO	W 113-95	30-23	Mitchell - 17	Garnett - 11	17,977
13	11/26	PORTLAND	L 90-96	6-7	Gugliotta - 18	Roberts - 7	17,882	54	2/24	@ San Antonio	L 99-105	30-24	Garnett - 25	Garnett - 11	14,422
14	11/28	@ Denver	L 84-95	6-8	Gugliotta - 18	Gugliotta - 12	13,628	55	2/26	@ Houston	L 98-118	30-25	Roberts/Marbury - 16	Roberts - 10	16,285
15	11/29	VANCOUVER	W 106-87	7-8	Gugliotta - 23	Garnett/Gugliotta - 10	17,494	56	2/27	L.A. LAKERS	L 91-104	30-26	Garnett - 17	Garnett - 11	20,197
16	12/3	INDIANA	L 90-94	7-9	Garnett - 25	Gugliotta - 12	16,559	57	3/1	DETROIT	W 115-113 (2OT)	31-26	Garnett/Marbury - 26	Garnett - 12	18,651
17	12/5	SACRAMENTO	W 101-90	8-9	Marbury - 22	Garnett - 12	16,151	58	3/3	DALLAS	L 99-110	31-27	Garnett - 22	Garnett - 11	18,493
18	12/6	@ Washington	L 103-114	8-10	Marbury - 27	Gugliotta - 11	20,674	59	3/4	@ Charlotte	L 102-112	31-28	Peeler/Marbury - 20	Garnett - 9	22,493
19	12/9	SEATTLE	L 99-108	8-11	Carr - 18	Garnett - 15	15,073	60	3/6	TORONTO	W 113-91	32-28	Garnett - 26	Garnett - 10	18,156
20	12/11	@ New York	L 103-107	8-12	Marbury - 22	Gugliotta - 11	19,763	61	3/8	SEATTLE	L 98-99 (OT)	32-29	Mitchell - 21	Garnett/Parks - 10	19,006
21	12/13	PHOENIX	W 112-101	9-12	Mitchell - 24	Garnett - 8	18,899	62	3/11	@ Golden State	W 113-84	33-29	Garnett - 22	Roberts - 10	10,390
22	12/16	L.A. LAKERS	L 96-109	9-13	Garnett - 21	Garnett - 18	16,874	63	3/12	@ Portland	L 92-95	33-30	Mitchell - 21	Parks - 10	20,553
23	12/17	@ Philadelphia	W 94-90	10-13	Gugliotta - 30	Roberts - 10	11,945	64	3/14	@ Seattle	L 80-114	33-31	Porter - 16	Garnett/Roberts - 10	17,072
24	12/20	L.A. CLIPPERS	W 92-91	11-13	Gugliotta - 2	Garnett - 14	18,135	65	3/16	UTAH	L 96-102	33-32	Marbury - 26	Garnett - 16	17,333
25	12/22	@ Sacramento	L 79-89	11-14	Gugliotta - 19	Gugliotta - 17	14,612	66	3/18	SAN ANTONIO	L 76-92	33-33	Garnett - 16	Garnett - 10	19,297
26	12/23	@ Seattle	W 112-103	12-14	Marbury - 35	Garnett - 10	17,072	67	3/20	DENVER	W 104-88	34-33	Porter/Garnett/	Garnett - 11	18,007
27	12/26	NEW JERSEY	W 116-96	13-14	Gugliotta/	Parks - 13	17,947						Hammonds - 16		
					Marbury - 22			68	3/21	VANCOUVER	W 102-88	35-33	Garnett - 22	Garnett - 9	18,336
28	12/28	@ Detroit	W 93-89	14-14	Marbury - 19	Gugliotta - 13	19,450	69	3/23	@ Dallas	L 87-91	35-34	Peeler - 23	Mitchell - 10	11,274
29	12/30	CHICAGO	W 99-95	15-14	Gugliotta/	Garnett - 11	20,097	70	3/25	@ Phoenix	W 99-97	36-34	Peeler - 20	Peeler - 8	19,023
					Marbury - 23			71	3/27	@ L.A. Clippers	W 100-98	37-34	Mitchell - 22	Mitchell - 8	11,758
30	1/2	@ Boston	L 89-93	15-15	Mitchell - 21	Carr - 11	18,624	72	3/29	@ Sacramento	W 104-96	38-34	Garnett - 32	Garnett - 14	16,465
31	1/3	DENVER	W 109-87	16-15	Garnett/Mitchell - 18	Garnett - 13	19,006	73	4/2	@ Indiana	L 108-11	38-35	Garnett - 24	Garnett - 12	14,869
32	1/7	PHOENIX	L 77-92	16-16	Gugliotta - 21	Garnett - 13	16,771	74	4/3	@ Chicago	L 93-107	38-36	Mitchell - 24	Garnett - 8	23,985
33	1/9	PORTLAND	W 96-91	17-16	Marbury - 27	Garnett - 10	17,998	75	4/5	@ Atlanta	W 97-96	39-36	Mitchell - 22	Garnett - 13	15,165
34	1/10	@ New Jersey	W 108-101	18-16	Gugliotta - 24	Garnett - 10	20,049	76	4/7	MIAMI	W 92-89	40-36	Garnett - 27	Garnett - 14	17,978
35	1/12	GOLDEN STATE	W 103-87	19-16	Garnett - 21	Garnett - 9	15,898	77	4/10	PHILADELPHIA	W 107-102	41-36	Mitchell - 29	Garnett - 16	18,448
36	1/16	@ Houston	W 116-115 (OT)	20-16	Gugliotta - 33	Gugliotta - 13	16,285	78	4/11	UTAH	W 110-103	42-36	Marbury - 30	Garnett/Parks - 9	20,051
37	1/17	@ Dallas	W 113-110 (OT)	21-16	Garnett/	Gugliotta - 13	15,327	79	4/13	@ L.A. Clippers	W 107-88	43-36	Garnett - 23	Garnett - 10	9,158
					Gugliotta - 22			80	4/14	@ Utah	L 109-126	43-37	Marbury - 25	Garnett - 10	19,911
38	1/19	L.A. CLIPPERS	W 117-109	22-16	Garnett/Marbury - 20	Gugliotta/Parks - 8	18,712	81	4/17	HOUSTON	W 102-95	44-37	Garnett - 20	Garnett/Hammonds - 10	19,881
39	1/21	BOSTON	W 104-95	23-16	Garnett - 20	Gugliotta - 10	19,006	82	4/18	@ Milwaukee	W 111-109	45-37	Wheat - 19	Garnett - 8	16,886
40	1/24	@ Toronto	L 107-113 (OT)	23-17	Gugliotta - 25	Gugliotta - 13	15,778								



## 1996-97

RECORD: 40-42



**BACK ROW (L-R):** Chris Carr, Bill Curley, Tom Gugliotta, Kevin Garnett, Stojko Vrankovic, Dean Garrett, Cherokee Parks, Sam Mitchell

**MIDDLE ROW (L-R):** Trainer Chris Palmer, Trainer Assistant Eric Elfrink, Video Coordinator Trey Schwab, James Robinson, Reggie Jordan, Doug West, Terry Porter, Stephon Marbury, Shane Heal, Micheal Williams, Orthopaedic Surgeon Dr. David Fischer, Medical Director Dr. Sheldon Burns, Strength and Conditioning Coach Sol Brandys

**FRONT ROW (L-R):** President Rob Moor, Assistant Coach Greg Ballard, Director of Scouting and Player Development/Assistant Coach Jerry Sichting, Vice President of Basketball Operations Kevin McHale, General Manager/Head Coach Flip Saunders, Owner Glen Taylor, Assistant Coach Mike Schuler, Assistant Coach Randy Wittman, Director of Player Personnel Rob Babcock

PLAYER	G/GS	MIN	FIELD GOALS			3-POINT FG			FREE THROWS			REBOUNDS			AST	PF	STL	BLK	PTS	AVG
			FG	FGA	PCT	FG	FGA	PCT	FT	FTA	PCT	OFF	DEF	TOT						
Gugliotta	81/81	3131	592	1339	.442	24	93	.258	464	566	.820	187	515	702	335	237	293	89	1672	20.6
Garnett	77/77	2995	549	1100	.499	6	21	.286	205	272	.754	190	428	618	236	199	175	163	1308	17.0
Marbury	67/64	2324	355	871	.408	102	288	.354	245	337	.727	54	130	184	522	159	67	19	1057	15.8
Mitchell	82/5	2044	269	603	.446	4	25	.160	224	295	.759	112	214	326	79	232	51	20	766	9.3
Robinson	69/5	1309	196	482	.407	102	267	.382	78	114	.684	24	88	112	126	125	30	8	572	8.3
Garrett	68/47	1665	223	389	.573	0	0	----	96	138	.696	149	346	495	38	158	40	95	542	8.0
West	68/66	1920	226	484	.467	15	45	.333	64	94	.681	37	111	148	113	218	61	24	531	7.8
Porter	82/20	1568	187	449	.416	67	220	.335	127	166	.765	31	145	176	295	104	54	11	568	6.9
Carr	55/10	830	125	271	.461	31	88	.352	56	73	.767	31	82	113	48	93	24	10	337	6.1
Vrankovic	53/35	766	78	139	.561	0	0	----	25	37	.676	57	111	168	14	121	10	67	181	3.4
Parks	76/0	961	103	202	.510	0	1	.000	46	76	.605	83	112	195	34	150	41	48	252	3.3
Jordan (TOT)	19/0	130	16	26	.615	0	0	----	8	17	.471	11	16	27	12	15	7	3	40	2.1
Jordan (MIN)	10/0	31	8	10	.800	0	0	----	4	7	.571	0	4	4	1	2	2	0	20	2.0
Heal	43/0	236	26	97	.268	20	65	.308	3	5	.600	2	16	18	33	20	3	3	75	1.7
<b>TIMBERWOLVES</b>	<b>82</b>	<b>19780</b>	<b>2937</b>	<b>6436</b>	<b>.456</b>	<b>371</b>	<b>1093</b>	<b>.339</b>	<b>1637</b>	<b>2180</b>	<b>.751</b>	<b>957</b>	<b>2302</b>	<b>3259</b>	<b>1874</b>	<b>1818</b>	<b>618</b>	<b>557</b>	<b>7882</b>	<b>96.1</b>
<b>OPPONENTS</b>	<b>82</b>	<b>19780</b>	<b>2945</b>	<b>6539</b>	<b>.450</b>	<b>467</b>	<b>1290</b>	<b>.362</b>	<b>1646</b>	<b>2184</b>	<b>.754</b>	<b>1069</b>	<b>2364</b>	<b>3433</b>	<b>1785</b>	<b>1829</b>	<b>654</b>	<b>445</b>	<b>8003</b>	<b>97.6</b>



## 1996-97 DAY-BY-DAY

G#	DATE	OPPONENT	WOLVES/OPP	RECORD	HIGH POINTS	HIGH REBOUNDS	ATTEND.	G#	DATE	OPPONENT	WOLVES/OPP	RECORD	HIGH POINTS	HIGH REBOUNDS	ATTEND.
1	11/1	SAN ANTONIO	W 82-78	1-0	Gugliotta - 24	Gugliotta - 10	18,109	41	1/23	@ Vancouver	W 95-76	19-22	Gugliotta - 33	Gugliotta - 15	15,282
2	11/3	@ L.A. Lakers	L 85-91	1-1	Gugliotta - 26	Gugliotta - 14	15,407	42	1/25	@ Portland	L 94-101	19-23	Garnett - 32	Garrett - 7	21,314
3	11/5	@ Phoenix	W 98-95	2-1	Gugliotta - 19	Garnett - 9	19,023	43	1/28	SACRAMENTO	L 88-91	19-24	Gugliotta - 25	Gugliotta - 8	14,119
4	11/7	@ Portland	L 94-95 (OT)	2-2	Gugliotta - 25	Gugliotta - 11	20,439	44	1/30	@ Dallas	W 92-82	20-24	Mitchell - 21	Garrett - 12	14,836
5	11/10	@ L.A. Clippers	L 70-81	2-3	Gugliotta - 18	Gugliotta - 11	6,314	45	1/31	@ San Antonio	W 97-95	21-24	Garnett - 30	Garrett - 20	13,564
6	11/12	PORTLAND	W 100-97	3-3	Gugliotta - 26	Gugliotta/Garnett - 11	14,107	46	2/2	PORTLAND	W 103-102	22-24	Gugliotta - 27	Garrett - 16	19,006
7	11/14	DALLAS	W 100-90	4-3	Gugliotta - 30	Gugliotta/Garnett - 7	14,079	47	2/4	@ Charlotte	L 101-115	22-25	Gugliotta - 35	Garrett - 10	24,042
8	11/16	@ New York	L 79-82	4-4	Gugliotta - 19	Garnett - 9	19,763	48	2/6	VANCOUVER	W 103-86	23-25	Garnett - 18	Garrett - 13	14,277
9	11/19	@ Houston	L 93-122	4-5	Garnett - 20	Gugliotta - 7	16,285	49	2/12	L.A. LAKERS	L 84-100	23-26	Garnett - 17	Garnett - 10	18,243
10	11/21	@ Orlando	L 86-90	4-6	Gugliotta - 19	Gugliotta/Garnett - 6	17,248	50	2/14	ORLANDO	W 104-100	24-26	Carr - 22	Garrett - 14	19,006
11	11/23	L.A. CLIPPERS	W 98-96	5-6	Garnett - 24	Gugliotta - 12	16,877	51	2/16	PHOENIX	W 107-96	25-26	Gugliotta - 23	Garrett - 12	18,774
12	11/25	@ Washington	L 98-105	5-7	Gugliotta - 25	Gugliotta - 12	12,224	52	2/18	@ Sacramento	L 84-95	25-27	Gugliotta - 28	Gugliotta - 18	17,317
13	11/27	SEATTLE	L 98-106	5-8	Gugliotta - 22	Garnett - 17	16,173	53	2/19	@ Vancouver	W 84-73	26-27	Garrett - 25	Gugliotta/Garrett - 10	15,729
14	11/29	@ Denver	W 108-103	6-8	Marbury - 30	Gugliotta/Garnett - 8	12,129	54	2/21	GOLDEN STATE	W 101-82	27-27	Gugliotta - 18	Garrett - 12	16,279
15	11/30	TORONTO	W 79-70	7-8	Gugliotta - 25	Garnett - 9	18,679	55	2/26	@ San Antonio	W 108-89	28-27	Gugliotta - 29	Garrett - 11	14,153
16	12/3	SACRAMENTO	L 89-96	7-9	Gugliotta - 22	Gugliotta - 13	11,191	56	2/27	@ Dallas	W 107-105 (2OT)	29-27	Garnett - 23	Garnett - 9	12,405
17	12/5	@ Seattle	L 86-117	7-10	Gugliotta - 27	Gugliotta/Garrett - 10	17,072	57	3/2	CHARLOTTE	L 96-108	29-28	Garnett - 19	Gugliotta - 15	19,006
18	12/6	@ Utah	L 95-106	7-11	Gugliotta - 28	Garrett - 11	19,911	58	3/5	DETROIT	L 88-92	29-29	Gugliotta - 23	Gugliotta - 15	17,003
19	12/8	@ L.A. Lakers	L 86-110	7-12	Gugliotta/ Marbury - 16	Mitchell/Vrankovic - 7	15,212	59	3/7	DENVER	W 96-83	30-29	Gugliotta - 30	Garrett - 13	18,522
20	12/10	HOUSTON	L 94-96	7-13	Mitchell - 28	Mitchell - 13	14,627	60	3/9	UTAH	L 106-115	30-30	Marbury - 21	Garrett - 8	19,006
21	12/11	@ Chicago	L 86-103	7-14	Gugliotta/West - 19	Parks - 10	23,505	61	3/11	PHILADELPHIA	W 104-100	31-30	Marbury - 24	Garnett - 12	15,527
22	12/13	PHOENIX	W 108-105	8-14	Gugliotta - 25	Gugliotta - 11	17,097	62	3/13	SEATTLE	L 92-108	31-31	Mitchell - 17	Garrett - 9	17,979
23	12/14	CLEVELAND	L 93-101	8-15	Gugliotta - 21	Garnett - 9	14,873	63	3/14	@ Philadelphia	L 95-109	31-32	Robinson - 25	Garnett/Garrett - 7	18,731
24	12/18	@ Golden State	L 96-123	8-16	Gugliotta - 20	Garnett - 10	12,818	64	3/16	BOSTON	W 119-101	32-32	Garnett - 26	Gugliotta - 12	17,346
25	12/19	@ Sacramento	L 105-112	8-17	Gugliotta - 33	Gugliotta - 12	17,317	65	3/18	@ Indiana	L 97-115	32-33	Robinson - 26	Parks - 5	14,184
26	12/21	L.A. LAKERS	W 103-88	9-17	Garnett - 23	Garnett - 9	18,127	66	3/19	VANCOUVER	W 95-72	33-33	Robinson - 18	Garrett - 11	13,368
27	12/23	UTAH	W 107-98	10-17	Marbury - 33	Gugliotta - 9	14,434	67	3/21	@ Detroit	L 98-112	33-34	Gugliotta - 18	Gugliotta/Garnett - 9	21,454
28	12/26	NEW YORK	W 88-80	11-17	Marbury - 27	Garnett - 12	17,293	68	3/23	MIAMI	L 108-113	33-35	Marbury - 27	Gugliotta - 14	19,006
29	12/28	DENVER	W 103-96 (OT)	12-17	Gugliotta - 27	Gugliotta/Garnett - 13	18,814	69	3/25	@ Houston	L 103-112	33-36	Marbury - 16	Garnett - 10	16,285
30	12/30	@ Cleveland	L 96-108	12-18	Robinson - 23	Gugliotta - 8	16,587	70	3/26	@ Denver	W 102-100	34-36	Gugliotta - 25	Gugliotta - 10	10,326
31	1/3	@ Boston	W 94-84	13-18	Gugliotta - 32	Gugliotta - 19	16,054	71	3/28	@ Seattle	L 81-92	34-37	Garrett - 18	Garnett - 9	17,072
32	1/4	@ Milwaukee	W 94-84	14-18	Gugliotta - 25	Gugliotta/Garnett - 13	17,218	72	3/30	@ Golden State	W 113-102	35-37	Garnett - 33	Gugliotta - 8	14,498
33	1/7	HOUSTON	L 95-104	14-19	Marbury - 23	Garnett - 9	18,658	73	4/2	NEW JERSEY	W 94-89	36-37	Garnett - 24	Garnett - 8	14,919
34	1/9	@ New Jersey	W 110-107	15-19	Gugliotta - 26	Gugliotta - 11	14,025	74	4/4	WASHINGTON	W 97-95	37-37	Garnett - 22	Gugliotta/Garrett - 10	18,788
35	1/11	L.A. CLIPPERS	W 95-93	16-19	Gugliotta - 28	Garrett - 9	16,093	75	4/6	INDIANA	L 83-94	37-38	Marbury - 17	Garnett - 8	18,881
36	1/14	@ Atlanta	L 93-95	16-20	Gugliotta/ Garnett - 13	Gugliotta - 12	14,032	76	4/8	@ Phoenix	L 107-115	37-39	Marbury - 27	Gugliotta/Garrett - 12	19,023
37	1/15	CHICAGO	L 102-112	16-21	Garnett/Marbury - 21	Vrankovic - 9	20,113	77	4/10	@ L.A. Clippers	W 108-96	38-39	Marbury - 29	Gugliotta - 15	15,283
38	1/18	GOLDEN STATE	W 108-93	17-21	Garnett - 27	Gugliotta - 11	17,891	78	4/12	ATLANTA	L 66-80	38-40	Garnett - 21	Garnett - 15	18,874
39	1/20	SAN ANTONIO	W 96-83	18-21	Garnett/Marbury - 20	Gugliotta - 12	17,113	79	4/14	@ Miami	W 95-87	39-40	Marbury - 17	Garnett - 15	14,856
40	1/21	@ Toronto	L 106-118	18-22	Robinson - 21	Garrett - 13	15,859	80	4/16	DALLAS	L 77-92	39-41	Garnett - 16	Garnett - 9	16,444
								81	4/18	MILWAUKEE	W 122-112	40-41	Gugliotta - 22	Garrett - 8	19,006
								82	4/19	@ Utah	L 89-101	40-42	Robinson - 28	Garnett - 9	19,911





## 1995-96

RECORD: 26-56



**BACK ROW (L-R):** Eric Riley, Andrew Lang, Tom Gugliotta, Marques Bragg, Isaiah Rider, Mark Davis, Sam Mitchell, Kevin Garnett

**MIDDLE ROW (L-R):** Video Coordinator Trey Schwab, Assistant Coach Randy Wittman, Doug West, Terry Porter, Anthony "Spud" Webb, Darrick Martin, Jerome Allen, Assistant Coach Greg Ballard, Trainer Assistant Eric Elfink

**FRONT ROW (L-R):** Trainer Chris Palmer, President Rob Moor, Director of Player Personnel Rob Babcock, Vice President of Basketball Operations Kevin McHale, Owner Glen Taylor, General Manager/Head Coach Flip Saunders, Assistant Coach Mike Schuler, Director of Scouting and Player Development/Assistant Coach Jerry Sichting, Strength and Conditioning Coach Sol Brandys

PLAYER	G/GS	MIN	FIELD GOALS			3-POINT FG			FREE THROWS			REBOUNDS			AST	PF	STL	BLK	PTS	AVG
			FG	FGA	PCT	FG	FGA	PCT	FT	FTA	PCT	OFF	DEF	TOT						
Rider	75/68	2594	560	1206	.464	102	275	.371	248	296	.838	99	210	309	213	204	48	23	1470	19.6
Laettner	44/44	1518	283	582	.486	9	31	.290	217	266	.816	98	204	302	129	157	40	43	792	18.0
Gugliotta	78/78	2835	473	1004	.471	26	86	.302	289	374	.773	176	514	690	238	265	139	96	1261	16.2
Lang (TOT)	71/69	2365	353	790	.447	1	5	.200	125	156	.801	153	302	455	65	241	42	126	832	11.7
Lang (MIN)	20/18	550	72	171	.421	1	2	.500	30	38	.789	42	79	121	3	63	7	41	175	8.8
Mitchell	78/42	2145	303	618	.490	1	18	.056	237	291	.814	107	232	339	74	220	49	26	844	10.8
Garnett	80/43	2293	361	735	.491	8	28	.286	105	149	.705	175	326	501	145	189	86	131	835	10.4
Porter	82/40	2072	269	608	.442	71	226	.314	164	209	.785	36	176	212	452	154	89	15	773	9.4
Webb (TOT)	77/21	1462	186	430	.433	47	129	.364	125	145	.862	26	74	100	294	109	52	7	544	7.1
Webb (MIN)	26/21	645	82	208	.394	29	72	.403	51	58	.879	7	33	40	154	41	25	5	244	9.4
Martin (TOT)	59/16	1149	147	362	.406	20	69	.290	101	120	.842	16	66	82	217	123	53	3	415	7.0
Martin (MIN)	35/16	747	88	231	.381	15	47	.319	63	74	.851	3	41	44	156	76	26	2	254	7.3
Rooks	49/7	902	112	227	.493	1	6	.167	106	159	.667	60	144	204	38	106	19	28	331	6.8
West	73/16	1639	175	393	.445	1	13	.077	114	144	.792	48	113	161	119	228	30	17	465	6.4
Williams	9/7	189	13	40	.325	1	3	.333	28	33	.848	3	20	23	31	37	5	3	55	6.1
Riley	25/10	310	35	74	.473	0	1	.000	22	28	.786	32	44	76	5	42	8	16	92	3.7
Davis	57/0	571	55	149	.369	4	13	.308	74	116	.638	56	69	125	47	92	40	22	188	3.3
Allen	41/0	362	36	105	.343	10	33	.303	26	36	.722	5	20	25	49	42	21	5	108	2.6
Bragg	53/0	369	54	120	.450	0	0	----	23	41	.561	38	41	79	8	71	17	8	131	2.5
Smith	8/0	39	3	10	.300	0	3	.000	0	2	.000	0	5	5	6	7	1	0	6	0.8
<b>TIMBERWOLVES</b>	<b>82</b>	<b>19780</b>	<b>2974</b>	<b>6481</b>	<b>.459</b>	<b>279</b>	<b>857</b>	<b>.326</b>	<b>1797</b>	<b>2314</b>	<b>.777</b>	<b>985</b>	<b>2271</b>	<b>3256</b>	<b>1867</b>	<b>1994</b>	<b>650</b>	<b>481</b>	<b>8024</b>	<b>97.9</b>
<b>OPPONENTS</b>	<b>82</b>	<b>19780</b>	<b>3086</b>	<b>6586</b>	<b>.469</b>	<b>530</b>	<b>1393</b>	<b>.380</b>	<b>1761</b>	<b>2368</b>	<b>.744</b>	<b>1036</b>	<b>2317</b>	<b>3353</b>	<b>1966</b>	<b>1940</b>	<b>725</b>	<b>498</b>	<b>8463</b>	<b>103.2</b>



## 1995-96 DAY-BY-DAY

G#	DATE	OPPONENT	WOLVES/OPP	RECORD	HIGH POINTS	HIGH REBOUNDS	ATTEND.	G#	DATE	OPPONENT	WOLVES/OPP	RECORD	HIGH POINTS	HIGH REBOUNDS	ATTEND.
1	11/3	@ Sacramento	L 86-95	0-1	Porter - 19	Gugliotta - 12	17,319	41	1/30	DENVER	L 86-88	11-30	Rider - 25	Garnett - 11	10,477
2	11/5	@ Vancouver	L 98-100 (OT)	0-2	Laettner - 26	Laettner - 11	19,193	42	2/2	@ San Antonio	L 90-101	11-31	Rider - 20	Four players - 6	14,236
3	11/7	L.A. LAKERS	W 93-92	1-2	Laettner/Rider - 16	Gugliotta - 9	14,756	43	2/3	@ Dallas	W 105-96	12-31	Rider - 26	Gugliotta - 20	16,415
4	11/10	PORTLAND	L 102-108	1-3	Gugliotta - 33	Gugliotta - 17	11,972	44	2/5	DALLAS	W 104-92	13-31	Laettner - 23	Gugliotta - 11	13,244
5	11/11	@ Houston	L 97-119	1-4	Mitchell - 13	Rooks - 14	16,285	45	2/7	PORTLAND	L 93-103	13-32	Rider - 26	Garnett - 10	11,690
6	11/15	SAN ANTONIO	L 96- 105	1-5	Gugliotta - 20	Gugliotta - 13	9,954	46	2/13	@ Sacramento	W94-90	14-32	Rider - 18	Gugliotta - 11	17,317
7	11/17	@ Toronto	L 96-114	1-6	Rider - 30	West - 7	18,401	47	2/14	@ Seattle	L 93-130	14-33	Laettner - 19	Garnett - 6	16,260
8	11/18	UTAH	L 102-126	1-7	Rider - 24	Gugliotta - 8	17,376	48	2/16	CHICAGO	L 100-103	14-34	Rider - 29	Garnett - 15	20,214
9	11/22	SEATTLE	L 97-106	1-8	Rider - 25	Gugliotta - 8	12,504	49	2/18	WASHINGTON	L 96-108	14-35	Martin - 24	Garnett - 9	15,394
10	11/24	ORLANDO	L 98-109	1-9	Gugliotta/Rider - 29	Gugliotta - 14	17,377	50	2/19	@ Detroit	L 83-113	14-36	Gugliotta - 19	Garnett - 12	15,970
11	11/26	@ Milwaukee	W 105-102	2-9	Laettner - 25	Gugliotta - 8	13,896	51	2/21	HOUSTON	W 120-101	15-36	Rider - 22	Garnett - 12	14,224
12	11/28	VANCOUVER	W 121-98	3-9	Mitchell/Laettner/ Williams - 18	Gugliotta/Laettner - 9	10,251	52	2/23	DETROIT	W 94-93	16-36	Rider - 26	Garnett - 12	14,154
13	12/1	@ Phoenix	L 105-111	3-10	Rooks - 19	Gugliotta - 12	19,023	53	2/25	ATLANTA	L 76-92	16-37	Rider - 16	Garnett - 7	14,673
14	12/2	@ Denver	L 105-109	3-11	Gugliotta - 25	Gugliotta - 11	16,789	54	2/27	@ Chicago	L 99-120	16-38	Garnett/Rider - 20	Gugliotta - 10	23,716
15	12/6	NEW JERSEY	W 108-97	4-11	Rider - 20	Gugliotta/Garnett - 7	10,471	55	2/28	PHOENIX	L 93-117	16-39	Rider - 21	Lang - 9	13,108
16	12/8	L.A. CLIPPERS	W 112-94	5-11	Rider - 27	Gugliotta/Laettner - 8	10,948	56	3/1	CHARLOTTE	W 105-101	17-39	Gugliotta - 18	Gugliotta - 10	18,522
17	12/9	@ Charlotte	L 108-114	5-12	Laettner - 20	Laettner - 8	24,042	57	3/3	MIAMI	W 89-87	18-39	Rider - 30	Rider - 15	14,519
18	12/12	@ Atlanta	W 85-78	6-12	Rider - 20	Gugliotta - 15	7,613	58	3/5	@ Miami	L 72-113	18-40	Webb - 16	Garnett - 5	14,328
19	12/15	CLEVELAND	L 88-100	6-13	Laettner - 22	Laettner - 9	10,722	59	3/6	@ Philadelphia	W 103-90	19-40	Rider - 29	Garnett - 19	8,031
20	12/17	PHILADELPHIA	L 99-101	6-14	Laettner - 23	Laettner - 11	12,315	60	3/8	SEATTLE	L 112-132	19-41	Rider - 24	Garnett - 13	13,930
21	12/19	@ Cleveland	L 95-100	6-15	Laettner - 19	Gugliotta/Laettner - 9	14,304	61	3/10	UTAH	L 96-104	19-42	Webb - 21	Garnett - 8	17,198
22	12/20	@ Orlando	L 100-107	6-16	Laettner - 29	Laettner - 10	17,248	62	3/13	NEW YORK	L 82-106	19-43	Garnett - 23	Garnett - 9	13,483
23	12/22	@ Boston	L 113-114	6-17	Laettner - 23	Gugliotta - 11	18,400	63	3/15	SACRAMENTO	W 113-87	20-43	Mitchell - 23	Garnett - 9	13,277
24	12/23	DALLAS	W 111-98	7-17	Rider - 26	Gugliotta - 12	16,942	64	3/17	VANCOUVER	W 90-85	21-43	Gugliotta - 26	Gugliotta/Mitchell - 10	12,228
25	12/27	MILWAUKEE	L 93-99 (OT)	7-18	Mitchell/Rider - 18	Rooks - 9	17,101	65	3/19	@ Portland	L 78-106	21-44	Rider - 14	Garnett - 7	19,977
26	12/28	@ Utah	L 83-99	7-19	Gugliotta - 13	Rooks - 8	19,911	66	3/20	@ L.A. Clippers	L 96-110	21-45	Rider - 33	Garnett - 11	6,457
27	12/30	@ San Antonio	L 84-122	7-20	Rider - 23	Gugliotta - 9	17,047	67	3/22	@ Dallas	W 110-84	22-45	Rider - 31	Gugliotta - 17	17,008
28	1/2	HOUSTON	L 100-105	7-21	Gugliotta - 25	Gugliotta - 17	11,568	68	3/23	@ Houston	W 108-103	23-45	Rider - 19	Gugliotta - 12	16,285
29	1/4	@ Phoenix	W 98-93	8-21	Laettner - 21	Laettner - 8	19,023	69	3/27	BOSTON	L 116-121	23-46	Garnett - 33	Gugliotta - 13	12,693
30	1/5	@ Golden State	L 119-122 (OT)	8-22	Gugliotta - 36	Gugliotta - 10	15,025	70	3/29	INDIANA	W 93-91	24-46	Gugliotta - 23	Gugliotta - 8	19,006
31	1/7	@ Portland	L 97-113	8-23	Laettner - 19	Gugliotta - 6	20,268	71	3/31	L.A. CLIPPERS	L 107-110	24-47	Rider - 25	Gugliotta - 12	16,228
32	1/9	@ L.A. Lakers	L 104-106	8-24	Laettner - 29	Gugliotta/Laettner - 9	10,755	72	4/2	@ Denver	L 78-86	24-48	Rider - 17	Garnett - 11	15,042
33	1/11	@ L.A. Clippers	L 89-109	8-25	Laettner - 24	Laettner - 9	5,744	73	4/3	@ Vancouver	L 103-105	24-49	Rider - 28	Rider - 11	16,216
34	1/13	@ Indiana	L 94-103	8-26	Gugliotta/ Laettner - 20	Gugliotta - 17	16,639	74	4/5	@ Utah	W 103-99	25-49	Rider/Garnett - 20	Gugliotta - 15	19,911
35	1/15	SACRAMENTO	W 103-94	9-26	Rider - 29	Gugliotta - 8	14,102	75	4/6	@ Golden State	L 106-111	25-50	Rider - 30	Garnett - 8	15,025
36	1/17	GOLDEN STATE	W 98-88	10-26	Rider - 31	Gugliotta - 14	11,651	76	4/8	TORONTO	W 115-101	26-50	Rider - 28	Rider - 10	13,011
37	1/19	SAN ANTONIO	W 100-92	11-26	Rider - 27	Gugliotta - 14	18,827	77	4/10	L.A. LAKERS	L 90-111	26-51	Rider - 28	Garnett - 9	19,006
38	1/20	@ New Jersey	L 97-103 (OT)	11-27	Laettner - 25	Gugliotta/Laettner - 9	12,026	78	4/12	@ Washington	L 106-116	26-52	Lang - 21	Garnett - 14	18,756
39	1/24	PHOENIX	L 91-101	11-28	Gugliotta - 20	Gugliotta - 14	15,117	79	4/14	DENVER	L 91-98	26-53	Porter - 23	Lang - 8	18,717
40	1/27	@ New York	L 95-104	11-29	Mitchell - 20	Laettner - 8	19,763	80	4/17	GOLDEN STATE	L 103-109	26-54	Gugliotta - 23	Mitchell - 13	12,719
								81	4/19	@ Seattle	L 86-94	26-55	Mitchell - 21	Rider - 8	17,072
								82	4/20	@ L.A. Lakers	L 82-106	26-56	Gugliotta - 15	Gugliotta - 12	17,505



## 1994-95

RECORD: 21-61



**BACK ROW (L-R):** Trainer Chris Palmer, Pat Durham, Christian Laettner, Greg Foster, Mike Brown, Stacey King, Sean Rooks, Tom Gugliotta, Andres Guibert, Strength and Conditioning Coach Sol Brandys

**MIDDLE ROW (L-R):** Assistant Coach Mike Schuler, Head Coach Bill Blair, Darrick Martin, Winston Garland, Isaiah Rider, Doug West, Chris Smith, Assistant Coach Randy Wittman, Assistant Coach Greg Ballard

**FRONT ROW (L-R):** Team Physician Dr. Sheldon Burns, Director of Player Personnel Rob Babcock, President Rob Moor, Owner Glen Taylor, General Manager Jack McCloskey, Assistant General Manager Kevin McHale, Team Orthopaedic Surgeon Dr. David Fischer

PLAYER	G/GS	MIN	FIELD GOALS			3-POINT FG			FREE THROWS			REBOUNDS			AST	PF	STL	BLK	PTS	AVG
			FG	FGA	PCT	FG	FGA	PCT	FT	FTA	PCT	OFF	DEF	TOT						
Rider	75/67	2645	558	1249	.447	139	396	.351	277	339	.817	90	159	249	245	194	69	23	1532	20.4
Laettner	81/80	2770	450	920	.489	13	40	.325	409	500	.818	164	449	613	234	302	101	87	1322	16.3
West	71/65	2328	351	762	.461	11	61	.180	206	246	.837	60	167	227	185	250	65	24	919	12.9
Gugliotta (TOT)	77/63	2568	371	837	.443	60	186	.323	174	252	.690	165	407	572	279	203	132	62	976	12.7
Gugliotta (MIN)	31/17	1018	162	357	.454	28	88	.318	93	122	.762	49	173	222	139	86	61	28	445	14.4
Rooks	80/70	2405	289	615	.470	0	5	.000	290	381	.761	165	321	486	97	208	29	71	868	10.9
Marshall	40/8	1036	158	423	.374	32	106	.302	83	122	.680	64	132	196	57	63	25	50	431	10.8
Martin	34/9	803	95	233	.408	7	38	.184	57	65	.877	14	50	64	133	88	34	0	254	7.5
Garland	73/58	1931	170	410	.415	19	75	.253	89	112	.795	48	120	168	318	184	71	13	448	6.1
Williams	1/1	28	1	4	.250	0	0	----	4	5	.800	0	1	1	3	3	2	0	6	6.0
King	50/10	792	99	212	.467	0	1	.000	68	102	.667	54	111	165	26	126	24	20	166	5.3
Durham	59/2	852	117	237	.494	5	26	.192	63	96	.656	37	57	94	53	114	36	32	302	5.1
Smith	64/17	1073	116	264	.439	47	108	.435	41	63	.651	14	59	73	146	119	32	22	320	5.0
Foster (TOT)	78/3	1144	150	318	.472	7	23	.304	78	111	.703	85	174	259	39	183	15	28	385	4.9
Foster (MIN)	61/0	845	109	232	.470	7	23	.304	56	80	.700	67	138	205	23	129	13	20	281	4.6
Shackleford	21/2	239	39	65	.600	0	0	----	16	20	.800	16	51	67	8	47	8	6	94	4.5
Jones	11/0	139	15	44	.341	2	12	.167	13	16	.813	6	5	11	16	19	6	0	45	4.1
Eisley	34/4	496	37	105	.352	8	32	.250	31	40	.775	10	32	42	77	78	18	5	113	3.3
Guibert	17/0	167	16	47	.340	0	4	.000	13	19	.684	16	29	45	10	29	8	1	45	2.6
Brown	27/0	213	10	40	.250	0	1	.000	15	27	.556	9	36	45	10	35	7	0	35	1.3
<b>TIMBERWOLVES</b>	<b>82</b>	<b>19780</b>	<b>2729</b>	<b>6219</b>	<b>.449</b>	<b>318</b>	<b>1016</b>	<b>.313</b>	<b>1824</b>	<b>2355</b>	<b>.775</b>	<b>883</b>	<b>2090</b>	<b>2973</b>	<b>1780</b>	<b>2074</b>	<b>609</b>	<b>402</b>	<b>7726</b>	<b>94.2</b>
<b>OPPONENTS</b>	<b>82</b>	<b>19780</b>	<b>3088</b>	<b>6509</b>	<b>.474</b>	<b>468</b>	<b>1243</b>	<b>.377</b>	<b>1820</b>	<b>2491</b>	<b>.731</b>	<b>1169</b>	<b>2305</b>	<b>3474</b>	<b>2069</b>	<b>1982</b>	<b>703</b>	<b>512</b>	<b>8464</b>	<b>103.2</b>





## 1994-95 DAY-BY-DAY

G#	DATE	OPPONENT	WOLVES/OPP	RECORD	HIGH POINTS	HIGH REBOUNDS	ATTEND.	G#	DATE	OPPONENT	WOLVES/OPP	RECORD	HIGH POINTS	HIGH REBOUNDS	ATTEND.
1	11/4	@ Denver	L 108-130	0-1	Marshall - 26	Laettner - 7	17,171	41	1/28	@ Houston	L 93-114	10-31	Eisley/Laettner - 14	Laettner - 8	16,611
2	11/5	HOUSTON	L 85-115	0-2	Rider - 18	Marshall - 7	16,578	42	1/30	@ Utah	L 80-115	10-32	Rider - 19	Shackleford - 6	19,911
3	11/8	@ Detroit	L 112-126	0-3	Laettner - 24	Laettner/Rider - 10	13,424	43	2/1	DALLAS	L 83-104	10-33	Laettner - 26	Laettner - 11	14,202
4	11/9	L.A. LAKERS	L 99-122	0-4	Rider - 27	King - 8	15,892	44	2/3	PORTLAND	L 97-112	10-34	Rider - 30	Laettner - 8	11,572
5	11/11	CHICAGO	L 100-112	0-5	King - 17	Laettner - 9	15,109	45	2/5	@ Boston	L 82-115	10-35	Rider - 18	Foster - 9	14,890
6	11/12	BOSTON	L 101- 114	0-6	Rooks - 20	Laettner - 9	13,278	46	2/7	GOLDEN STATE	W 109-100	11-35	Rider - 41	Rider - 8	14,396
7	11/15	@ Golden State	W 114-112	1-6	Rider - 35	Rooks - 11	15,025	47	2/8	@ Milwaukee	L 93-100	11-36	Rooks - 23	Laettner - 10	14,568
8	11/16	@ Phoenix	L 90-105	1-7	Marshall - 30	Marshall - 13	19,023	48	2/14	WASHINGTON	L 96-99	11-37	Rider - 34	Laettner - 12	13,296
9	11/19	SAN ANTONIO	L 101-109	1-8	Laettner - 22	Marshall/Laettner - 8	14,109	49	2/15	@ Philadelphia	W 101-97	12-37	West - 33	Marshall - 11	8,306
10	11/22	@ Cleveland	L 79-112	1-9	Laettner - 14	Marshall - 8	19,125	50	2/17	INDIANA	L 78-110	12-38	Rooks - 18	Laettner - 9	13,175
11	11/23	ATLANTA	L 77-89	1-10	Rider - 26	King - 14	13,662	51	2/19	ORLANDO	W 100-95	13-38	Rider - 33	Rider - 10	19,334
12	11/25	PHILADELPHIA	L 71-109	1-11	Laettner - 22	Rooks - 11	13,919	52	2/21	@ Portland	L 86-99	13-39	Rider - 21	Gugliotta - 11	12,888
13	11/28	@ San Antonio	L 88- 92	1-12	Rider - 23	Laettner - 13	14,272	53	2/22	@ Seattle	L 104-120	13-40	Laettner - 18	Durham/Laettner - 7	13,012
14	11/29	@ Dallas	L 83-92	1-13	West - 23	Rooks - 12	12,810	54	2/26	MIAMI	W 106-99	14-40	Rider - 38	Laettner - 11	15,789
15	12/1	@ Utah	W 96- 94	2-13	Rider - 19	Rooks - 7	19,323	55	2/28	@ Denver	L 101-114	14-41	Rider - 20	Gugliotta - 7	17,171
16	12/3	@ L.A. Clippers	W 103-95	3-13	Laettner/Rider/ West - 19	Laettner - 10	6,196	56	3/1	@ Sacramento	W 98-87	15-41	Rooks - 28	Rooks - 13	17,317
17	12/6	DENVER	L 95-102	3-14	West - 25	Laettner - 13	13,669	57	3/3	HOUSTON	W 108-105	16-41	Gugliotta - 21	Laettner - 8	17,068
18	12/10	PHOENIX	L 89-103	3-15	Garland/West - 20	King - 10	18,161	58	3/5	@ L.A. Lakers	L 102-105	16-42	Smith - 24	Gugliotta - 8	11,943
19	12/13	@ Atlanta	L 83-85 (OT)	3-16	Rider - 23	Laettner - 11	8,418	59	3/6	@ L.A. Clippers	L 88-101	16-43	West - 31	Rooks - 8	6,024
20	12/14	UTAH	L 95-103	3-17	Rider - 24	Rooks - 7	13,118	60	3/8	SEATTLE	L 104-118	16-44	Laettner - 20	Gugliotta - 10	14,339
21	12/16	NEW JERSEY	W 94-93	4-17	Rider - 27	Laettner - 10	11,101	61	3/10	L.A. LAKERS	W 109-103	17-44	Rider - 33	Laettner - 12	17,891
22	12/17	@ Washington	W 96-87	5-17	West - 25	Rooks - 10	18,756	62	3/12	PORTLAND	L 88-102	17-45	Laettner - 21	West - 6	13,337
23	12/20	@ L.A. Lakers	L 95-108	5-18	Rider - 35	Rooks - 6	11,101	63	3/14	@ San Antonio	L 100-115	17-47	Rooks - 21	Laettner - 8	16,661
24	12/22	@ Sacramento	L 89-109	5-19	Rider - 27	Foster - 8	17,317	64	3/16	@ Houston	L 97-104	17-46	King - 20	King - 16	10,711
25	12/26	L.A. CLIPPERS	W 82-81	6-19	Laettner - 26	Rooks - 10	12,338	65	3/17	CLEVELAND	W 80-77	18-47	Laettner - 22	Laettner/Rooks - 12	14,222
26	12/30	NEW YORK	L 81-90	6-20	Rider - 21	Rooks - 9	18,122	66	3/19	L.A. CLIPPERS	W 96-93	19-47	Rider - 21	Laettner - 16	12,385
27	1/3	DENVER	L 99-108 (2OT)	6-21	Rider - 26	Laettner - 10	12,739	67	3/22	DALLAS	L 96-99	19-48	Laettner - 26	Laettner - 12	14,496
28	1/5	@ Miami	L 91-114	6-22	Rider - 23	Foster - 7	14,305	68	3/24	SAN ANTONIO	L 97-111	19-49	Gugliotta - 22	Laettner - 5	15,112
29	1/6	@ Orlando	L 99-121	6-23	Rider - 32	Laettner - 8	16,010	69	3/26	SACRAMENTO	L 98-104	19-50	Laettner - 23	Rooks - 10	15,553
30	1/8	@ New York	L 87-102	6-24	Rider - 21	Rooks - 11	19,763	70	3/29	@ Seattle	L 92-109	19-51	Rider - 19	King/Gugliotta - 7	12,336
31	1/10	SACRAMENTO	L 85-98	6-25	Laettner - 26	Laettner - 10	13,017	71	3/31	@ Phoenix	L 96-106	19-52	Rider - 26	Laettner - 12	19,023
32	1/11	@ Charlotte	L 91-100	6-26	Laettner - 20	Laettner - 9	23,698	72	4/1	@ Golden State	W 126-104	20-52	Rider - 42	Laettner - 13	15,025
33	1/13	DETROIT	W 104-92	7-26	Laettner/ Marshall - 25	Rooks - 9	12,516	73	4/4	@ Portland	L 91-95	20-53	Rider - 20	King - 9	12,888
34	1/14	@ New Jersey	L 84-93	7-27	Rider - 29	Laettner - 10	15,065	74	4/7	@ Dallas	L 94-111	20-54	Laettner - 22	Laettner - 9	17,502
35	1/16	HOUSTON	W 94-75	8-27	Rider - 24	West - 11	12,442	75	4/10	DENVER	L 107-114	20-55	Gugliotta - 30	Gugliotta - 11	16,161
36	1/19	SEATTLE	L 87-102	8-28	Rider - 22	Marshall/Shackleford - 8	13,396	76	4/12	GOLDEN STATE	L 109-123	20-56	Gugliotta - 24	Gugliotta - 16	13,850
37	1/20	@ Chicago	L 86-93	8-29	Shackleford - 18	Shackleford - 7	22,283	77	4/14	MILWAUKEE	W 104-100 (OT)	21-56	Laettner - 25	Laettner - 11	16,871
38	1/22	CHARLOTTE	W 100-83	9-29	Rider - 29	Laettner - 11	19,006	78	4/16	@ Indiana	L 75-114	21-57	Laettner - 20	Gugliotta - 7	14,633
39	1/24	PHOENIX	L 85-100	9-30	Laettner/Person - 2	Laettner - 10	17,242	79	4/18	UTAH	L 94-113	21-58	Rider - 18	Laettner - 9	14,442
40	1/27	@ Dallas	W 102-94	10-30	Laettner - 21	Laettner - 7	17,352	80	4/19	@ Denver	L 81-106	21-59	Laettner - 23	Gugliotta - 6	17,171
								81	4/21	@ Utah	L 96-99	21-60	Rider - 25	Gugliotta - 11	19,911
								82	4/23	SAN ANTONIO	L 91-97	21-61	Rider - 25	Laettner - 8	18,872



## 1993-94 RECORD: 20-62



**BACK ROW (L-R):** Equipment Manager Clayton Wilson, Stanley Jackson, Micheal Williams, Doug West, Tellis Frank, Christian Laettner, Thurl Bailey, Stacey King, Mike Brown, Marlon Maxey, Chuck Person, Brian Davis, Isaiah Rider, Chris Smith, Video Coordinator Greg Bittner

**FRONT ROW (L-R):** Strength and Conditioning Coordinator Sol Brandys, Scout Stan Novak, Orthopaedic Surgeon Dr. David Fischer, Team Physician Dr. Sheldon Burns, Trainer Jay Jensen, President Bob Stein, Co-Owner Harvey Ratner, Co-Owner Marv Wolfenson, General Manager Jack McCloskey, Head Coach Sidney Lowe, Assistant Coach Bob Weinbauer, Assistant Coach Chuck Davisson, Assistant to the General Manager/Assistant Coach Jim Brewer, Scout Rob Babcock

	FIELD GOALS					3-POINT FG			FREE THROWS			REBOUNDS									
PLAYER	G/GS	MIN	FG	FGA	PCT	FG	FGA	PCT	FT	FTA	PCT	OFF	DEF	TOT	AST	PF	STL	BLK	PTS	AVG	
Laettner	70/67	2428	396	883	.448	6	25	.240	375	479	.783	160	442	602	307	264	87	86	1173	16.8	
Rider	79/60	2415	522	1115	.468	54	150	.360	215	265	.811	118	197	315	202	194	54	28	1313	16.6	
West	72/61	2182	434	891	.487	1	8	.125	187	231	.810	61	170	231	172	236	65	24	1056	14.7	
M. Williams	71/66	2206	314	687	.457	10	45	.222	333	397	.839	67	154	221	512	193	118	24	971	13.7	
Person	77/37	2029	356	843	.422	100	272	.368	82	108	.759	55	198	253	185	164	45	12	894	11.6	
King (TOT)	49/30	1053	146	341	.428	0	2	.000	93	136	.684	90	151	241	58	121	31	42	385	7.9	
King (MIN)	18/15	516	78	170	.459	0	0	----	57	83	.687	40	69	109	19	57	13	30	213	11.8	
Bailey	79/3	1297	232	455	.510	0	2	.000	119	149	.799	66	149	215	54	93	20	58	583	7.4	
Longley	49/29	989	134	289	.464	0	1	.000	56	80	.700	87	208	295	46	131	35	58	324	6.6	
Smith	80/16	1617	184	423	.435	10	39	.256	95	141	.674	15	107	122	285	131	38	18	473	5.9	
Maxey	55/2	626	89	167	.533	0	2	.000	70	98	.714	75	124	199	10	113	16	33	48	4.5	
Brown	82/40	1921	111	260	.427	0	2	.000	77	118	.653	119	328	447	72	218	51	29	299	3.6	
Guibert	5/0	33	6	20	.300	0	0	----	3	6	.500	10	6	16	2	6	0	1	15	3.0	
Frank	67/11	959	67	160	.419	0	2	.000	54	76	.711	83	137	220	57	163	35	35	188	2.8	
C. Williams	4/0	46	5	13	.385	0	1	.000	1	1	1.000	1	5	6	6	6	2	0	11	2.8	
Jackson	17/0	92	17	33	.515	1	5	.200	3	3	1.000	12	15	27	16	13	5	0	38	2.2	
Davis	68/3	374	40	126	.317	1	3	.333	50	68	.735	21	34	55	22	34	16	4	131	1.9	
TIMBERWOLVES	82	19730	2985	6535	.457	183	557	.329	1777	2303	.772	990	2343	3333	1967	2016	600	440	7930	96.7	
OPPONENTS	82	19730	3244	6874	.472	227	738	.308	1783	2451	.727	1102	2296	3398	2108	1855	824	549	8498	103.6	



## 1993-94 DAY-BY-DAY


G#	DATE	OPPONENT	WOLVES/OPP	RECORD	HIGH POINTS	HIGH REBOUNDS	ATTEND.	G#	DATE	OPPONENT	WOLVES/OPP	RECORD	HIGH POINTS	HIGH REBOUNDS	ATTEND.
1	11/5	@ Detroit	L 99-104	0-1	Williams - 20	Maxey - 10	21,454	41	1/29	@ L.A. Clippers	L 93-103	14-27	West - 30	Laettner - 14	10,634
2	11/6	UTAH	L 95-105	0-2	Laettner - 22	Laettner - 12	18,827	42	2/2	DALLAS	L 88-92	14-28	Rider - 22	Laettner - 9	17,665
3	11/9	@ San Antonio	L 95-110	0-3	Williams - 23	Maxey/Laettner - 9	16,087	43	2/4	@ Indiana	L 93-114	14-29	Rider - 27	Rider - 8	11,808
4	11/11	@ Houston	L 99-107	0-4	Laettner - 22	West - 7	10,238	44	2/6	@ Houston	L 90-101	14-30	West - 30	Laettner - 12	13,805
5	11/12	DALLAS	L 99-115	0-5	Laettner - 26	Laettner - 7	18,346	45	2/8	@ Dallas	L 105-108 (OT)	14-31	West - 24	Maxey - 14	10,705
6	11/16	@ Milwaukee	W 102-98	1-5	Laettner - 29	Longley/Laettner/ Person - 9	13,871	46	2/9	@ Phoenix	L 106-111	14-32	Person - 25	Laettner - 12	19,023
7	11/19	SACRAMENTO	W 113-108	2-5	Laettner - 27	Laettner - 13	17,810	47	2/15	MILWAUKEE	W 97-90	15-32	Laettner - 23	Laettner - 13	17,454
8	11/20	DENVER	L 89-90	2-6	Rider - 20	Brown - 8	18,023	48	2/17	@ Washington	L 105-109	15-33	West - 26	Laettner - 8	8,206
9	11/24	NEW JERSEY	W 107-106	3-6	Williams - 28	Brown/Laettner - 8	16,177	49	2/18	CLEVELAND	L 78-85	15-34	Rider - 22	Longley - 10	18,548
10	11/26	SEATTLE	L 92-110	3-7	Williams - 19	Brown - 6	18,298	50	2/21	SAN ANTONIO	L 89-114	15-35	Rider - 25	Brown/Frank/Rider - 7	18,148
11	11/27	L.A. LAKERS	L 92-96	3-8	Laettner - 23	Laettner - 8	18,354	51	2/22	@ Cleveland	L 81-114	15-36	Laettner - 21	Longley - 13	17,542
12	12/1	@ Sacramento	W 111-101	4-8	West - 23	Brown - 12	17,317	52	2/24	PHOENIX	L 101-120	15-37	Rider - 28	Laettner - 10	18,174
13	12/2	@ Golden State	W 103-91	5-8	Williams - 28	Laettner - 15	15,025	53	2/27	GOLDEN STATE	W 107-100	16-37	Rider - 25	Brown - 7	18,263
14	12/4	@ Seattle	L 82-99	5-9	West - 18	Laettner - 11	14,693	54	3/1	@ Atlanta	L 99-102	16-38	Laettner - 21	Laettner - 8	10,955
15	12/5	@ L.A. Lakers	W 101-99	6-9	Laettner - 25	Laettner - 10	11,256	55	3/2	MIAMI	L 100-108 (OT)	16-39	Laettner - 21	Laettner - 15	16,906
16	12/8	PORTLAND	L 111-114	6-10	Rider - 30	Laettner - 10	18,078	56	3/4	@ Phoenix	L 101-106	16-40	Rider - 21	King - 7	19,023
17	12/10	L.A. CLIPPERS	W 109-108	7-10	Rider - 27	Laettner - 12	17,886	57	3/6	@ Denver	L 97-117	16-41	Smith - 25	West/Bailey - 8	17,171
18	12/11	DETROIT	L 80-92	7-11	Laettner - 20	Longley - 10	18,397	58	3/8	@ Utah	L 86-100	16-42	Smith - 21	West/Brown/ Person/Frank - 8	19,911
19	12/14	@ Charlotte	L 85-101	7-12	Williams - 22	Laettner - 11	23,698	59	3/9	SACRAMENTO	L 96-104	16-43	West - 28	Person - 9	17,436
20	12/15	UTAH	L 95-97	7-13	Williams - 29	Frank - 8	17,696	60	3/11	CHARLOTTE	L 91-97	16-44	Person - 23	Person - 8	18,575
21	12/17	@ L.A. Clippers	W 105-90	8-13	Rider - 32	Laettner - 10	8,643	61	3/13	L.A. LAKERS	L 88-90	16-45	Person - 26	Brown - 13	17,255
22	12/18	@ Portland	L 95-105	8-14	Laettner - 24	Laettner - 10	12,888	62	3/15	PHILADELPHIA	W 96-87	17-45	Rider - 21	Person - 9	16,248
23	12/20	WASHINGTON	L 84-99	8-15	Laettner - 25	Laettner - 12	17,880	63	3/17	SEATTLE	L 92-107	17-46	King - 17	Brown - 16	17,581
24	12/22	@ Chicago	L 98-106	8-16	Rider - 25	Laettner - 11	18,312	64	3/18	@ Philadelphia	W 100-98	18-46	King - 20	King - 16	10,711
25	12/23	DALLAS	L 89-93	8-17	Williams - 33	Laettner - 7	17,940	65	3/20	CHICAGO	L 80-90	18-47	Rider - 25	Brown - 9	19,006
26	12/26	@ Denver	L 97-100	8-18	Person - 22	Laettner/Frank/ Longley - 8	17,171	66	3/22	HOUSTON	W 83-81	19-47	King - 19	King - 13	17,178
27	12/27	@ Utah	L 93-97	8-19	Person - 22	Williams/Brown/ Laettner - 9	19,911	67	3/24	NEW YORK	L 106-123	19-48	Rider - 22	King/Laettner - 5	16,875
28	12/30	HOUSTON	L 104-110	8-20	Rider - 30	Longley - 19	18,461	68	3/26	@ Seattle	L 93-113	19-49	Laettner - 20	Laettner - 10	14,651
29	1/5	DENVER	W 109-95	9-20	Williams - 22	Laettner - 12	17,134	69	3/29	@ L.A. Lakers	L 89- 91	19-50	Rider - 22	Laettner - 12	13,588
30	1/7	PHOENIX	L 103-110	9-21	West - 27	Longley - 14	19,006	70	4/1	@ Golden State	L 109-146	19-51	Rider - 20	Maxey - 8	15,025
31	1/8	BOSTON	W 108-90	10-21	Person - 20	Longley - 11	18,377	71	4/2	@ Sacramento	L 87-102	19-52	Laettner - 19	King - 12	17,317
32	1/11	@ San Antonio	L 98-108	10-22	Rider - 26	Williams/Frank - 6	17,664	72	4/6	L.A. CLIPPERS	W 110-100	20-52	West - 27	Laettner - 9	17,362
33	1/12	@ Dallas	W 103-85	11-22	West/Rider - 23	Frank/Longley - 9	10,550	73	4/8	@ Boston	L 108-112	20-53	Laettner - 28	Brown - 8	14,890
34	1/14	ORLANDO	W 96-92	12-22	Rider - 19	Longley - 9	19,006	74	4/9	GOLDEN STATE	L 105-117	20-54	Laettner/West - 24	Brown - 9	17,878
35	1/17	@ New York	L 94-106	12-23	Williams - 21	Longley - 8	19,763	75	4/11	@ San Antonio	L 89-101	20-55	West - 16	Frank - 9	19,138
36	1/19	@ New Jersey	L 91-112	12-24	West - 17	Longley - 8	9,158	76	4/12	@ Houston	L 89-98	20-56	Rider - 28	Laettner - 9	12,048
37	1/20	SAN ANTONIO	W 93-83	13-24	West - 23	Frank - 10	17,749	77	4/15	INDIANA	L 112-130	20-57	Rider - 22	Laettner - 13	17,209
38	1/22	ATLANTA	L 81-98	13-25	Rider - 25	Laettner/Longley - 7	19,006	78	4/17	DENVER	L 88-99	20-58	Laettner - 19	Laettner - 12	17,388
39	1/26	UTAH	W 100-98	14-25	Laettner/Person - 22	Laettner - 10	17,242	79	4/19	@ Miami	L 99-126	20-59	Rider - 28	Jackson - 11	14,953
40	1/28	@ Portland	L 98-109	14-26	Laettner - 23	Laettner - 11	12,888	80	4/20	@ Orlando	L 101-121	20-60	Rider - 28	Laettner - 11	15,291
								81	4/22	PORTLAND	L 103-118	20-61	Rider - 25	Laettner - 10	18,577
								82	4/24	@ Dallas	L 102-116	20-62	Rider - 25	Brown - 9	11,843





## 1992-93

RECORD: 19-63



**BACK ROW (L-R):** Equipment Manager Clayton Wilson, Micheal Williams, Lance Blanks, Doug West, Chuck Person, Christian Laettner, Brad Sellers, Luc Longley, Felton Spencer, Thurl Bailey, Marlon Maxey, Bob McCann, GundarsVetra, Chris Smith, Video Coordinator Greg Bittner

**FRONT ROW (L-R):** Orthopaedic Surgeon Dr. David Fischer, Team Physician Dr. Sheldon Burns, Strength and Conditioning Coordinator Sol Brandys, Trainer Jay Jensen, President Bob Stein, Co-Owner Harvey Ratner, Co-Owner Marv Wolfenson, General Manager Jack McCloskey, Head Coach Jimmy Rodgers, Assistant to the General Manager/Assistant Coach Jim Brewer, Assistant Coach Sid Lowe, Assistant Coach Chuck Davisson

PLAYER	G/GS	MIN	FIELD GOALS			3-POINT FG			FREE THROWS			REBOUNDS			AST	PF	STL	BLK	PTS	AVG
			FG	FGA	PCT	FG	FGA	PCT	FT	FTA	PCT	OFF	DEF	TOT						
West	80/80	3104	646	1249	.517	2	23	.087	249	296	.841	89	158	247	235	279	85	21	1543	19.3
Laettner	81/81	2823	503	1061	.474	4	40	.100	462	553	.835	171	537	708	223	290	105	83	1472	18.2
Person	78/75	2985	541	1248	.433	118	332	.355	109	168	.649	98	335	433	343	198	67	30	1309	16.8
Williams	76/76	2661	353	791	.446	26	107	.243	419	462	.907	84	189	273	661	268	165	23	1151	15.1
Bailey	70/3	1276	203	446	.455	0	0	----	119	142	.838	53	162	215	61	88	20	47	525	7.5
McCann	79/7	1536	200	410	.488	0	2	.000	95	152	.625	92	190	282	68	202	51	58	495	6.3
Longley	55/25	1045	133	292	.455	0	0	----	53	74	.716	71	169	240	51	169	47	77	319	5.8
Maxey	43/3	520	93	169	.550	0	1	.000	45	70	.643	66	98	164	12	75	11	18	231	5.4
Glass	4/0	71	8	27	.296	0	2	.000	4	6	.667	1	2	3	9	6	3	0	20	5.0
Smith	80/6	1266	125	289	.433	2	14	.143	95	120	.792	32	64	96	196	96	48	16	347	4.3
Spencer	71/48	1296	105	226	.465	0	0	----	83	127	.654	134	190	324	17	243	23	66	293	4.1
Vetra	13/0	89	19	40	.475	3	3	1.000	4	6	.667	4	4	8	6	12	2	0	45	3.5
Blanks (TOT)	61/2	642	65	150	.433	11	43	.256	20	32	.625	18	50	68	72	61	16	5	161	2.6
Blanks (MIN)	61/2	642	65	150	.433	11	43	.256	20	32	.625	18	50	68	72	61	16	5	161	2.6
Sellers (TOT)	54/4	533	49	130	.377	0	1	.000	37	39	.949	27	56	83	46	40	6	11	135	2.5
Sellers (MIN)	54/4	533	49	130	.377	0	1	.000	37	39	.949	27	56	83	46	40	6	11	135	2.5
Randall	2/0	8	0	1	.000	0	1	.000	0	0	----	0	0	0	1	1	0	0	0	0.0
<b>TIMBERWOLVES</b>	<b>82</b>	<b>19855</b>	<b>3043</b>	<b>6529</b>	<b>.466</b>	<b>166</b>	<b>569</b>	<b>.292</b>	<b>1794</b>	<b>2247</b>	<b>.798</b>	<b>940</b>	<b>2204</b>	<b>3144</b>	<b>2001</b>	<b>2028</b>	<b>649</b>	<b>455</b>	<b>8046</b>	<b>98.1</b>
<b>OPPONENTS</b>	<b>82</b>	<b>19855</b>	<b>3323</b>	<b>6814</b>	<b>.488</b>	<b>208</b>	<b>578</b>	<b>.360</b>	<b>1830</b>	<b>2413</b>	<b>.758</b>	<b>1122</b>	<b>2331</b>	<b>3453</b>	<b>2144</b>	<b>1875</b>	<b>734</b>	<b>494</b>	<b>8684</b>	<b>105.9</b>



## 1992-93

## DAY-BY-DAY

G#	DATE	OPPONENT	WOLVES/OPP	RECORD	HIGH POINTS	HIGH REBOUNDS	ATTEND.
1	11/6	@ Boston	L 92-113	0-1	Person - 24	Bailey - 8	14,890
2	11/7	GOLDEN STATE	L 119-121 (OT)	0-2	Laettner - 26	Laettner - 14	19,006
3	11/10	DALLAS	W 118-104	1-2	Person - 24	Laettner - 12	18,202
4	11/12	@ New Jersey	W 88-84	2-2	West - 24	Person - 12	14,226
5	11/14	PHOENIX	L 101-108	2-3	West - 23	Person - 12	19,006
6	11/17	CHICAGO	L 103-124	2-4	Person - 26	Person - 12	19,006
7	11/20	WASHINGTON	L 100-108	2-5	Person - 23	Laettner - 10	18,301
8	11/21	@ Denver	L 118-131	2-6	Laettner - 23	Person - 8	12,457
9	11/25	NEW YORK	L 78-99	2-7	Laettner - 29	Person - 10	18,063
10	11/27	@ Washington	W 102-83	3-7	Person - 26	Laettner - 9	12,346
11	11/28	DETROIT	W 82-80	4-7	Laettner - 23	McCann/Person - 9	19,006
12	12/3	@ Utah	L 91-110	4-8	Person/West - 16	Person - 9	19,911
13	12/5	@ Seattle	L 87-124	4-9	West - 18	Laettner - 9	11,223
14	12/6	@ L.A. Lakers	L 85-107	4-10	Person/West - 20	Person - 9	14,068
15	12/8	@ Houston	L 94-102	4-11	Person - 22	Williams - 8	10,077
16	12/10	@ Dallas	W 111-88	5-11	Person - 26	Longley - 9	11,124
17	12/12	HOUSTON	L 87-104	5-12	Person - 28	Laettner - 9	19,006
18	12/15	BOSTON	L 119-124 (2OT)	5-13	Laettner - 35	Laettner - 17	19,006
19	12/18	@ L.A. Clippers	L 95-103	5-14	Laettner - 24	Laettner - 10	10,353
20	12/19	Golden State	L 116-122 (OT)	5-15	West - 39	Person - 14	15,025
21	12/23	SACRAMENTO	L 96-102 (OT)	5-16	West - 26	Laettner/Person - 11	18,091
22	12/26	ATLANTA	L 105-113	5-17	Laettner - 26	Laettner/Longley/Person - 7	18,502
23	12/28	@ Utah	L 95-114	5-18	Williams - 19	Laettner/Person - 8	19,911
24	12/30	NEW JERSEY	L 92-118	5-19	Laettner - 18	Laettner - 8	18,032
25	1/2	DALLAS	W 103-71	6-19	Laettner - 26	McCann - 10	18,104
26	1/5	@ Milwaukee	L 100-114	6-20	West - 28	Laettner - 9	14,085
27	1/6	L.A. LAKERS	L 78-98	6-21	Person - 15	Person - 8	18,494
28	1/8	SEATTLE	L 93-98	6-22	West - 23	Person - 11	19,178
29	1/9	@ Cleveland	L 93-116	6-23	West - 23	McCann - 7	20,273
30	1/13	SAN ANTONIO	L 81-89	6-24	West - 16	Laettner - 13	17,852
31	1/15	DENVER	W 99-89	7-24	Person - 19	Laettner/Person - 7	18,777
32	1/18	L.A. CLIPPERS	L 93-94	7-25	West/Williams - 20	Bailey/Laettner/Spencer - 6	17,879
33	1/20	PORTLAND	L 94-110	7-26	West - 20	Laettner - 10	18,149
34	1/23	@ Sacramento	L 108-113	7-27	West - 25	Laettner - 11	17,317
35	1/25	@ Denver	L 97-102	7-28	Person - 29	Laettner - 12	10,178
36	1/27	PHOENIX	L 116-117 (OT)	7-29	Person - 28	Laettner - 9	18,503
37	1/29	@ Detroit	L 103-112	7-30	Laettner - 22	Laettner - 11	21,454
38	1/30	MILWAUKEE	W 91-82	8-30	West - 24	Spencer - 10	19,006
39	2/2	@ Portland	W 104-91	9-30	Person/Williams - 24	Laettner - 13	12,888
40	2/3	@ Phoenix	L 102-122	9-31	Laettner/Longley - 16	Longley/Person - 9	19,023
41	2/5	@ Houston	W 112-105	10-31	West - 33	McCann - 9	12,513

G#	DATE	OPPONENT	WOLVES/OPP	RECORD	HIGH POINTS	HIGH REBOUNDS	ATTEND.
42	2/6	@ San Antonio	L 95-104	10-32	Laettner - 21	Laettner/Longley - 8	16,057
43	2/10	MIAMI	L 90-101	10-33	Person - 20	Longley - 9	18,289
44	2/12	@ Indiana	W 102-100	11-33	Laettner - 22	Laettner - 7	13,975
45	2/13	HOUSTON	L 88-97	11-34	West - 18	Laettner - 10	19,006
46	2/15	UTAH	L 91-112	11-35	Person - 26	Person - 8	18,493
47	2/18	SACRAMENTO	W 121-114	12-35	Laettner - 28	Laettner - 16	17,813
48	2/23	@ New York	L 91-95	12-36	Williams - 27	Bailey/Spencer - 5	19,763
49	2/24	SEATTLE	L 77-89	12-37	Laettner - 28	Laettner - 9	17,824
50	2/26	DALLAS	W 99-89	13-37	West - 21	Laettner - 15	18,011
51	2/28	@ Miami	L 93-105	13-38	Bailey - 23	Longley - 9	15,008
52	3/2	@ Orlando	L 89-108	13-39	West - 28	Laettner - 13	15,151
53	3/4	CLEVELAND	L 95-103	13-40	Williams - 24	Bailey/Spencer - 8	17,854
54	3/6	SAN ANTONIO	W 106-105	14-40	Person - 33	Laettner - 9	18,844
55	3/8	PHILADELPHIA	L 83-92	14-41	Person - 22	McCann - 7	17,832
56	3/9	@ Utah	L 107-116	14-42	West - 23	Laettner - 19	19,911
57	3/11	@ Sacramento	L 95-109	14-43	Maxey - 24	Maxey - 12	17,317
58	3/12	@ L.A. Clippers	L 93-117	14-44	West - 20	Laettner/Maxey - 10	11,740
59	3/14	L.A. CLIPPERS	L 107-124	14-45	West - 28	Maxey - 8	18,101
60	3/16	DENVER	W 100-97	15-45	West - 28	Laettner - 14	17,818
61	3/18	@ Charlotte	L 85-113	15-46	Laettner/Vetra/ West - 17	Laettner - 13	23,698
62	3/19	@ Atlanta	L 103-121	15-47	Laettner - 23	Laettner - 12	10,519
63	3/21	CHARLOTTE	L 95-99	15-48	Laettner - 27	Laettner - 18	19,006
64	3/23	@ Chicago	L 100-107	15-49	Person - 31	Laettner - 12	18,767
65	3/24	SAN ANTONIO	L 92-105	15-50	Laettner - 26	Laettner - 7	17,806
66	3/26	GOLDEN STATE	L 91-94	15-51	West - 27	Laettner - 12	18,374
67	3/28	HOUSTON	W 101-100	16-51	Person - 37	Spencer - 14	17,891
68	3/30	@ Golden State	W 103-100	17-51	Williams - 25	Laettner - 10	15,025
69	3/31	@ L.A. Lakers	W 126-113	18-51	Laettner - 28	Laettner - 10	15,350
70	4/2	@ San Antonio	L 101-108	18-52	Williams - 19	Laettner - 9	16,057
71	4/4	@ Denver	L 94-120	18-53	West - 29	Laettner - 15	16,461
72	4/7	INDIANA	L 105-113	18-54	Williams - 30	Spencer - 7	17,815
73	4/9	ORLANDO	L 92-95	18-55	West - 23	Laettner - 9	19,006
74	4/11	@ Portland	L 110-127	18-56	Person - 21	Person - 7	12,888
75	4/13	@ Seattle	L 95-129	18-57	Smith - 24	McCann - 7	12,461
76	4/14	@ Phoenix	L 84-98	18-58	West - 27	Laettner - 8	19,023
77	4/16	PORTLAND	L 109-117	18-59	Laettner - 28	Maxey - 6	19,006
78	4/18	@ Philadelphia	L 79-106	18-60	West - 24	Laettner - 13	10,405
79	4/20	L.A. LAKERS	L 95-107	18-61	Laettner/West - 20	Laettner - 11	19,006
80	4/22	@ Houston	L 110-112 (OT)	18-62	West - 29	Person/Spencer - 7	16,123
81	4/23	@ Dallas	L 100-103	18-63	Williams - 31	Williams - 9	17,502
82	4/25	UTAH	W 113-111	19-63	Williams - 29	Spencer - 9	18,627



## 1991-92

RECORD: 15-67



**BACK ROW (L-R):** Assistant Coach Sid Lowe, Myron Brown, Scott Brooks, Doug West, Tyrone Corbin, Tod Murphy, Felton Spencer, Randy Breuer, Tellis Frank, Sam Mitchell, Tony Campbell, Gerald Glass, Pooh Richardson, Assistant Coach/Director of Player Personnel Jim Brewer

**FRONT ROW (L-R):** Equipment Manager Greg Bittner, Strength and Conditioning Coordinator Sol Brandys, Scout Walt Perrin, Video Coordinator/Scout Chuck Davisson, Head Coach Jimmy Rodgers, Owner Marv Wolfenson, Owner Harvey Ratner, President Bob Stein, Trainer Jay Jensen, Dr. Sheldon Burns, Dr. David Fischer

	FIELD GOALS					3-POINT FG			FREE THROWS			REBOUNDS								
PLAYER	G/GS	MIN	FG	FGA	PCT	FG	FGA	PCT	FT	FTA	PCT	OFF	DEF	TOT	AST	PF	STL	BLK	PTS	AVG
Campbell	78/41	2441	527	1137	.464	13	37	.351	240	299	.803	141	145	286	229	206	84	31	1307	16.8
Richardson	82/82	2922	587	1261	.466	53	155	.342	123	178	.691	91	210	301	685	152	119	25	1350	16.5
Corbin	11/8	344	57	142	.401	0	1	.000	44	53	.830	24	45	69	33	31	12	6	158	14.4
West	80/72	2540	463	894	.518	4	23	.174	186	231	.805	107	150	257	281	239	66	26	1116	14.0
Glass	75/41	1822	383	871	.440	16	54	.296	77	125	.616	107	153	260	175	171	66	30	859	11.5
Bailey (TOT)	84/18	2104	368	836	.440	0	2	.000	215	270	.796	122	363	485	78	160	35	117	951	11.3
Bailey (MIN)	71/18	1777	329	735	.448	0	1	.000	171	215	.795	99	308	407	59	129	30	102	829	11.7
Mitchell	82/63	2151	307	725	.423	2	11	.182	209	266	.786	158	315	473	94	230	53	39	825	10.1
Spencer	61/54	1481	141	331	.426	0	0	—	123	178	.691	167	268	435	53	241	27	79	405	6.6
Breuer	67/25	1176	161	344	.468	0	1	.000	41	77	.532	98	183	281	89	117	27	99	363	5.4
Brooks	82/0	1082	167	374	.447	32	90	.356	51	63	.810	27	72	99	205	82	66	7	417	5.1
Frank	10/0	140	18	33	.545	0	0	—	10	15	.667	8	18	26	8	24	5	4	46	4.6
Longley	66/3	991	114	249	.458	0	0	—	53	80	.663	67	190	257	53	157	35	64	281	4.3
Randall (TOT)	54/0	441	68	149	.456	3	16	.188	32	43	.744	39	32	71	33	39	12	3	171	3.2
Randall (MIN)	39/0	374	58	127	.457	3	14	.214	26	35	.743	35	27	62	26	31	12	3	145	3.7
Brown	4/0	23	4	6	.667	1	3	.333	0	0	—	0	3	3	6	2	1	0	9	2.3
Murphy	47/3	429	39	80	.488	1	2	.500	19	34	.559	36	74	110	11	40	9	8	98	2.1
Garrick	15/0	112	11	33	.333	1	2	.500	6	8	.750	2	7	9	18	14	7	3	29	1.9
<b>TIMBERWOLVES</b>	<b>82</b>	<b>19805</b>	<b>3366</b>	<b>7342</b>	<b>.458</b>	<b>126</b>	<b>394</b>	<b>.320</b>	<b>1379</b>	<b>1857</b>	<b>.743</b>	<b>1167</b>	<b>2168</b>	<b>3335</b>	<b>2025</b>	<b>1866</b>	<b>619</b>	<b>526</b>	<b>8237</b>	<b>100.5</b>
<b>OPPONENTS</b>	<b>82</b>	<b>19805</b>	<b>3453</b>	<b>7116</b>	<b>.485</b>	<b>171</b>	<b>483</b>	<b>.354</b>	<b>1738</b>	<b>2337</b>	<b>.744</b>	<b>1311</b>	<b>2534</b>	<b>3845</b>	<b>2088</b>	<b>1675</b>	<b>660</b>	<b>574</b>	<b>8815</b>	<b>107.5</b>





## 1991-92 DAY-BY-DAY

G#	DATE	OPPONENT	WOLVES/OPP	RECORD	HIGH POINTS	HIGH REBOUNDS	ATTEND.	G#	DATE	OPPONENT	WOLVES/OPP	RECORD	HIGH POINTS	HIGH REBOUNDS	ATTEND.
1	11/1	UTAH	L 97-112	0-1	Richardson - 20	Mitchell - 9	19,006	43	1/31	@ San Antonio	L 101-103	7-36	Campbell - 20	Bailey - 8	16,057
2	11/6	DALLAS	L 94-97	0-2	West - 14	Spencer - 9	19,006	44	2/2	@ Cleveland	L 95-106	7-37	Campbell - 29	Bailey - 9	15,685
3	11/7	@ Denver	L 77-88	0-3	Campbell - 18	Corbin - 9	9,837	45	2/3	DENVER	W 114-99	8-37	Campbell - 30	Breuer - 9	18,434
4	11/9	@ Sacramento	W 84-80	1-3	Mitchell - 17	Mitchell - 10	17,014	46	2/5	ORLANDO	L 102-109	8-38	Richardson - 20	West - 8	18,408
5	11/10	@ L.A. Lakers	L 86-96	1-4	Campbell - 14	Spencer - 13	16,833	47	2/11	L.A. LAKERS	L 108-116	8-39	Richardson - 22	Mitchell/Richardson - 7	19,006
6	11/13	WASHINGTON	L 114-119 (OT)	1-5	Mitchell - 24	Mitchell/Spencer - 14	19,006	48	2/13	@ Detroit	W 96-93	9-39	Campbell - 28	Breuer - 9	21,454
7	11/15	PORTLAND	L 102-107	1-6	West - 19	Corbin - 10	19,006	49	2/15	INDIANA	L 101-117	9-40	Campbell - 21	Mitchell - 9	19,006
8	11/17	SEATTLE	L 91-101	1-7	Richardson - 17	Breuer/Mitchell - 7	19,006	50	2/17	@ Houston	W 124-122 (OT)	10-40	Campbell - 35	Mitchell - 9	13,605
9	11/20	@ San Antonio	L 106-113	1-8	Corbin/ Richardson - 23	Mitchell - 11	16,057	51	2/19	@ San Antonio	L 103-113	10-41	Campbell/West - 21	Breuer/Mitchell - 6	16,057
10	11/21	@ Houston	L 102-106	1-9	West - 24	Mitchell - 9	12,902	52	2/21	@ Dallas	L 94-109	10-42	Richardson - 17	Mitchell - 10	16,009
11	11/23	HOUSTON	W 102-89	2-9	Breuer - 18	Corbin/Mitchell - 11	19,006	53	2/22	@ Chicago	L 90-105	10-43	Campbell - 20	Bailey - 11	18,676
12	11/27	DENVER	W 101-92	3-9	Glass/Mitchell - 22	Glass - 10	19,006	54	2/24	SEATTLE	L 91-106	10-44	Longley - 19	Bailey/Longley/ Richardson - 5	18,082
13	11/30	@ Dallas	L 78-79	3-10	Glass - 23	Bailey/Glass - 7	16,155	55	2/26	DALLAS	W 106-105	11-44	Glass - 31	Campbell - 8	18,173
14	12/3	PHOENIX	L 95-101	3-11	Campbell - 27	Glass - 13	18,582	56	2/29	@ New York	L 87-103	11-45	Campbell - 20	Bailey - 8	17,368
15	12/6	@ Seattle	L 94-96	3-12	Glass - 27	Longley - 11	9,796	57	3/3	SAN ANTONIO	L 102-103	11-46	Richardson - 27	Glass - 10	18,707
16	12/7	@ L.A. Clippers	L 87-101	3-13	Campbell/ Richardson - 21	Bailey/Longley - 7	9,788	58	3/5	CHICAGO	L 100-113	11-47	Richardson - 22	Longley - 9	19,006
17	12/11	SAN ANTONIO	L 85-98	3-14	Glass - 21	Richardson - 9	18,247	59	3/7	@ Indiana	L 97-108	11-48	Campbell - 19	Longley - 6	13,716
18	12/13	PHILADELPHIA	L 95-104	3-15	Campbell - 21	Mitchell - 10	18,632	60	3/10	@ Charlotte	L 96-105	11-49	West - 23	Bailey/Campbell/ Longley - 8	23,698
19	12/14	@ Milwaukee	L 92-103	3-16	Mitchell - 21	West - 10	14,911	61	3/11	PORTLAND	L 113-124	11-50	West - 25	Spencer - 10	18,479
20	12/16	@ Portland	L 104-119	3-17	Campbell - 25	Breuer/Murphy/West - 7	12,888	62	3/13	@ Washington	L 115-118	11-51	Richardson - 22	Bailey - 7	8,715
21	12/17	@ Golden State	L 105-119	3-18	West - 28	Mitchell - 9	15,025	63	3/15	PHOENIX	L 113-118	11-52	Brooks - 21	Bailey - 6	19,006
22	12/19	L.A. LAKERS	W 93-85	4-18	Campbell - 23	Mitchell - 10	18,402	64	3/17	@ Portland	L 91-111	11-53	Campbell - 16	Spencer - 9	12,888
23	12/21	L.A. CLIPPERS	L 87-100	4-19	Richardson - 21	Spencer - 10	18,391	65	3/18	@ Golden State	L 120-123	11-54	Campbell - 30	Glass - 10	15,025
24	12/23	NEW YORK	L 91-97	4-20	Brooks - 18	Breuer - 10	19,006	66	3/20	@ L.A. Lakers	L 121-131	11-55	Glass - 21	Bailey - 12	16,291
25	12/27	GOLDEN STATE	L 102-106 (OT)	4-21	Richardson - 22	Mitchell - 17	19,006	67	3/21	@ Phoenix	L 105-121	11-56	Richardson - 23	Spencer - 11	14,496
26	12/28	@ Atlanta	L 122-125 (OT)	4-22	Campbell - 36	Mitchell - 8	12,209	68	3/23	DENVER	L 95-100	11-57	West - 20	Breuer - 12	19,006
27	12/30	SACRAMENTO	L 109-117	4-23	Richardson - 23	Spencer - 10	19,006	69	3/25	MIAMI	L 97-105	11-58	Brooks - 19	Longley - 9	18,818
28	1/2	MILWAUKEE	L 91-92	4-24	Campbell - 24	Mitchell/Spencer - 8	19,006	70	3/27	ATLANTA	L 103-105	11-59	West - 22	Bailey - 9	19,006
29	1/4	BOSTON	W 100-96	5-24	Campbell - 34	Spencer - 11	19,006	71	3/29	SACRAMENTO	L 86-112	11-60	Bailey - 21	Spencer - 10	19,006
30	1/7	CLEVELAND	L 98-113	5-25	Richardson - 18	Bailey - 10	18,388	72	3/31	@ Denver	W 121-114	12-60	Richardson - 27	Bailey - 11	12,335
31	1/8	@ New Jersey	L 97-103	5-26	Campbell - 22	Richardson - 9	7,113	73	4/3	@ Dallas	W 104-95	13-60	Richardson - 22	Bailey/Spencer - 9	15,795
32	1/10	@ Boston	W 104-94	6-26	Glass - 22	Spencer - 11	14,890	74	4/5	UTAH	W 93-91	14-60	Campbell - 22	Spencer - 16	19,006
33	1/11	UTAH	W 101-96	7-26	Campbell - 21	Spencer - 11	19,006	75	4/7	L.A. CLIPPERS	L 108-115	14-61	Richardson - 23	Spencer - 6	18,096
34	1/13	@ Phoenix	L 111-131	7-27	Richardson - 14	Spencer - 8	14,496	76	4/9	HOUSTON	L 102-117	14-62	Bailey/ Richardson - 21	Spencer - 10	18,167
35	1/14	@ Utah	L 110-116	7-28	Richardson - 27	Bailey - 11	19,911	77	4/11	@ Sacramento	L 94-114	14-63	Richardson - 21	Spencer - 7	17,014
36	1/16	SAN ANTONIO	L 111-125	7-29	Glass - 16	Spencer - 7	18,674	78	4/12	@ Seattle	L 116-126	14-64	Richardson - 25	West - 8	11,391
37	1/18	NEW JERSEY	L 100-112	7-30	West - 22	Spencer - 9	19,006	79	4/14	GOLDEN STATE	L 100-122	14-65	Richardson - 22	Spencer - 10	18,410
38	1/20	@ Miami	L 106-121	7-31	Campbell - 21	Bailey/Spencer - 7	15,008	80	4/16	@ L.A. Clippers	L 93-96	14-66	Glass - 16	Bailey - 6	14,025
39	1/21	@ Orlando	L 92-105	7-32	West - 26	Longley - 9	15,151	81	4/17	@ Utah	L 106-120	14-67	Richardson - 23	Spencer - 9	19,911
40	1/23	DETROIT	L 100-111	7-33	Richardson - 23	Mitchell - 10	18,807	82	4/19	CHARLOTTE	W 130-107	15-67	Campbell - 23	Spencer - 10	19,006
41	1/24	@ Philadelphia	L 86-119	7-34	Mitchell - 19	Bailey - 10	14,271								
42	1/28	@ Houston	L 102-111	7-35	Richardson - 21	Bailey - 7	13,338								



## 1990-91

RECORD: 29-53



**BACK ROW (L-R):** Dr. Sheldon Burns, Dr. David Fischer, Director of Player Personnel Billy McKinney, Owner Harvey Ratner, Owner Marv Wolfenson, President Bob Stein, Strength and Conditioning Coordinator Sol Brandys, Scout Walt Perrin, Assistant Coach Dave Pritchett, Assistant Coach Eric Musselman

**MIDDLE ROW (L-R):** Trainer Jay Jensen, Pooh Richardson, Jim Thomas, Gerald Glass, Sam Mitchell, Tony Campbell, Scott Brooks, Head Coach Bill Musselman, Equipment Manager Greg Bittner

**FRONT ROW (L-R):** Assistant Coach Tom Thibodeau, Tod Murphy, Tyrone Corbin, Felton Spencer, Randy Breuer, Doug West, Richard Coffey, Scout Jim Brewer

PLAYER	G/GS	MIN	FIELD GOALS			3-POINT FG			FREE THROWS			REBOUNDS			AST	PF	STL	BLK	PTS	AVG
			FG	FGA	PCT	FG	FGA	PCT	FT	FTA	PCT	OFF	DEF	TOT						
Campbell	77/71	2893	652	1502	.434	16	61	.262	358	446	.803	161	185	346	214	204	121	48	1678	21.8
Corbin	82/82	3196	587	1311	.448	2	10	.200	296	371	.798	185	404	589	347	257	162	53	1472	18.0
Richardson	82/82	3154	635	1350	.470	42	128	.328	89	165	.539	82	204	286	734	114	131	13	1401	17.1
Mitchell	82/60	3121	445	1010	.441	0	9	.000	307	396	.775	188	332	520	133	338	66	57	1197	14.6
Spencer	81/46	2099	195	381	.512	0	1	.000	182	252	.722	272	369	641	25	337	48	121	572	7.1
Glass	51/3	606	149	340	.438	2	17	.118	52	76	.684	54	48	102	42	76	28	9	352	6.9
Breuer	73/44	1505	197	435	.453	0	0	----	35	79	.443	114	231	345	73	132	35	80	429	5.9
Brooks	80/0	980	159	370	.430	45	135	.333	61	72	.847	28	44	72	204	122	53	5	424	5.3
Murphy	52/19	1063	90	227	.396	1	17	.059	70	105	.667	92	163	255	60	101	25	20	251	4.8
West	75/1	824	118	246	.480	0	1	.000	58	84	.690	56	80	136	48	115	35	23	294	3.9
Thornton	12/1	110	4	13	.308	0	0	----	8	10	.800	1	14	15	1	18	0	3	16	1.3
Coffey	52/1	320	28	75	.373	0	1	.000	12	22	.545	42	37	79	3	45	6	4	68	1.3
Godfread	10/0	20	5	12	.417	0	1	.000	3	4	.750	0	2	2	0	5	1	4	13	1.3
Thomas	3/0	14	1	4	.250	0	0	----	0	0	----	0	0	0	1	0	1	0	2	0.7
<b>TIMBERWOLVES</b>	<b>82</b>	<b>19905</b>	<b>3265</b>	<b>7276</b>	<b>.449</b>	<b>108</b>	<b>381</b>	<b>.283</b>	<b>1531</b>	<b>2082</b>	<b>.735</b>	<b>1275</b>	<b>2113</b>	<b>3388</b>	<b>1885</b>	<b>1864</b>	<b>712</b>	<b>440</b>	<b>8169</b>	<b>99.6</b>
<b>OPPONENTS</b>	<b>82</b>	<b>19905</b>	<b>3320</b>	<b>6778</b>	<b>.490</b>	<b>171</b>	<b>505</b>	<b>.339</b>	<b>1680</b>	<b>2219</b>	<b>.757</b>	<b>1094</b>	<b>2379</b>	<b>3473</b>	<b>2142</b>	<b>1692</b>	<b>512</b>	<b>511</b>	<b>8491</b>	<b>103.5</b>



## 1990-91

### DAY-BY-DAY

G#	DATE	OPPONENT	WOLVES/OPP	RECORD	HIGH POINTS	HIGH REBOUNDS	ATTEND.	G#	DATE	OPPONENT	WOLVES/OPP	RECORD	HIGH POINTS	HIGH REBOUNDS	ATTEND.
1	11/2	DALLAS	W 98-85	1-0	Campbell - 24	Corbin - 9	19,006	42	2/2	@ Cleveland	L 110-113 (OT)	14-28	Campbell/ Mitchell - 28	Mitchell - 11	16,002
2	11/3	@ Milwaukee	L 93-111	1-1	Campbell - 30	Murphy - 9	15,102	43	2/3	PHILADELPHIA	W 110-102 (2OT)	15-28	Mitchell - 37	Corbin - 13	19,006
3	11/6	@ Indiana	L 96-98	1-2	Corbin - 23	Breuer - 12	8,473	44	2/5	UTAH	W 94-93	16-28	Mitchell - 22	Murphy - 15	19,006
4	11/7	CHICAGO	L 91-96	1-3	Campbell - 26	Spencer - 9	19,006	45	2/7	@ Orlando	L 103-108	16-29	Richardson - 30	Murphy - 9	15,077
5	11/9	CHARLOTTE	W 106-77	2-3	Campbell - 26	Corbin - 13	19,006	46	2/12	@ Golden State	L 105-126	16-30	Corbin - 31	Corbin - 15	15,025
6	11/11	ORLANDO	W 108-81	3-3	Campbell - 24	Spencer - 9	19,006	47	2/13	@ L.A. Lakers	L 106-120	16-31	Richardson - 31	Mitchell - 8	16,662
7	11/13	@ Houston	L 88-90	3-4	Corbin - 19	Murphy - 10	13,234	48	2/15	@ L.A. Clippers	L 107-124	16-32	Corbin - 25	Corbin - 10	12,168
8	11/15	@ Denver	L 108-121	3-5	Campbell/Corbin - 24	Corbin - 14	6,663	49	2/16	@ Utah	L 107-115	16-33	Campbell - 25	Campbell/Murphy - 7	12,616
9	11/18	UTAH	L 94-103	3-6	Campbell/Corbin - 24	Corbin/Mitchell - 6	19,006	50	2/18	DENVER	W 128-114	17-33	Campbell - 25	Murphy - 11	19,006
10	11/20	@ Dallas	W 92-91 (OT)	4-6	Campbell - 28	Corbin - 16	15,975	51	2/20	GOLDEN STATE	L 105-108	17-34	Mitchell - 29	Murphy - 12	19,006
11	11/21	@ San Antonio	L 100-114	4-7	Mitchell - 18	Corbin - 11	15,908	52	2/22	ORLANDO	L 101-103	17-35	Campbell - 33	Spencer - 14	19,006
12	11/25	HOUSTON	L 91-107	4-8	Richardson - 22	Mitchell - 7	19,118	53	2/24	HOUSTON	L 91-100	17-36	Richardson - 21	Spencer - 10	19,006
13	11/27	@ Sacramento	W 89-80	5-8	Corbin - 17	Spencer - 13	17,014	54	2/26	DALLAS	W 100-94	18-36	Corbin - 31	Corbin - 11	19,006
14	11/29	@ Portland	L 92-107	5-9	Corbin - 26	Spencer - 9	12,884	55	2/27	@ Boston	L 111-116	18-37	Campbell - 33	Spencer - 16	14,890
15	11/30	@ Utah	L 79-96	5-10	Richardson - 22	Campbell - 13	12,616	56	3/2	L.A. CLIPPERS	L 102-104	18-38	Corbin - 20	Corbin - 11	19,006
16	12/2	@ L.A. Clippers	L 77-102	5-11	Campbell - 20	Breuer - 8	10,409	57	3/5	L.A. LAKERS	W 94-85	19-38	Campbell - 25	Mitchell - 14	19,006
17	12/4	INDIANA	W 83-81	6-11	Breuer/ Richardson - 20	Spencer - 8	19,118	58	3/7	SEATTLE	L 86-91	19-39	Corbin/ Richardson - 16	Spencer - 11	19,006
18	12/6	L.A. LAKERS	L 73-83	6-12	Campbell - 23	Spencer - 11	19,006	59	3/10	PHOENIX	L 109-123	19-40	Campbell - 27	Spencer - 14	19,006
19	12/11	L.A. CLIPPERS	W 101-95	7-12	Campbell - 30	Spencer - 16	19,006	60	3/12	@ Chicago	L 99-131	19-41	Richardson - 18	Breuer/Corbin/ Spencer/West - 6	18,268
20	12/13	NEW YORK	L 76-87	7-13	Richardson - 22	Mitchell - 6	19,006	61	3/14	@ Denver	L 105-112	19-42	Campbell - 32	Spencer - 13	7,308
21	12/15	SAN ANTONIO	L 74-90	7-14	Richardson - 16	Spencer - 11	19,006	62	3/15	@ Seattle	W 100-96 (OT)	20-42	Campbell - 26	Mitchell - 9	11,947
22	12/18	@ Sacramento	L 99-108	7-15	Campbell - 28	Corbin - 11	17,014	63	3/17	MIAMI	W 90-87	21-42	Campbell - 24	Breuer - 14	19,006
23	12/19	@ Phoenix	L 96-112	7-16	Glass - 27	Mitchell/Spencer - 7	14,487	64	3/19	HOUSTON	L 85-98	21-43	Campbell - 32	Mitchell - 14	19,006
24	12/22	@ Golden State	L 102-115	7-17	Glass - 24	Corbin - 10	15,025	65	3/20	@ New Jersey	L 111-118 (OT)	21-44	Campbell - 29	Spencer - 13	8,209
25	12/23	@ L.A. Lakers	L 94-118	7-18	Glass - 32	Spencer - 19	16,115	66	3/22	CLEVELAND	W 110-105	22-44	Campbell - 30	Corbin - 8	19,006
26	12/28	DETROIT	L 85-97	7-19	Campbell - 26	Spencer - 14	19,006	67	3/23	@ Utah	L 89-95	22-45	Richardson - 25	Mitchell/Spencer - 6	12,616
27	12/30	SEATTLE	W 126-106	8-19	Mitchell - 26	Spencer - 12	19,006	68	3/26	@ Phoenix	L 95-117	22-46	Mitchell - 19	Corbin - 12	14,487
28	1/2	DALLAS	W 115-95	9-19	Campbell - 32	Spencer - 16	19,006	69	3/29	@ Seattle	L 107-117	22-47	Campbell - 30	Campbell - 8	12,968
29	1/4	WASHINGTON	L 100-111	9-20	Corbin - 26	Spencer - 11	19,006	70	3/30	@ Portland	L 91-121	22-48	Campbell - 26	Breuer - 10	12,881
30	1/5	@ Atlanta	L 112-117 (OT)	9-21	Campbell - 34	Corbin - 11	10,998	71	4/2	PORTLAND	L 93-104	22-49	Campbell - 22	Mitchell - 8	19,006
31	1/7	PHOENIX	L 106-119	9-22	Campbell - 29	Mitchell - 9	19,006	72	4/4	DENVER	W 134-122	23-49	Corbin - 26	Breuer - 12	19,006
32	1/9	@ Orlando	W 111-103	10-22	Richardson - 30	Spencer - 14	15,077	73	4/5	@ Detroit	L 82-101	23-50	Campbell - 22	Mitchell - 7	21,454
33	1/11	@ Miami	W 108-107	11-22	Campbell - 29	Spencer - 12	15,008	74	4/7	SAN ANTONIO	L 87-92	23-51	Campbell - 22	Richardson - 9	19,006
34	1/15	PORTLAND	L 117-132	11-23	Mitchell - 29	Spencer - 9	19,006	75	4/9	NEW JERSEY	W 109-89	24-51	Campbell - 24	Spencer - 13	19,006
35	1/16	@ New York	W 93-89	12-23	Corbin - 22	Corbin - 12	14,345	76	4/11	ATLANTA	W 112-98	25-51	Campbell - 27	Breuer - 13	19,006
36	1/19	GOLDEN STATE	W 121-113	13-23	Richardson - 35	Corbin - 11	19,006	77	4/12	@ Charlotte	L 110-111 (2OT)	25-52	Campbell - 34	Mitchell - 10	23,901
37	1/21	@ Denver	L 110-115	13-24	Mitchell - 26	Breuer - 16	7,292	78	4/14	@ Philadelphia	W 96-88	26-52	Campbell - 23	Breuer - 13	14,164
38	1/24	@ Houston	L 94-118	13-25	Richardson - 23	Spencer - 8	13,535	79	4/15	SACRAMENTO	W 112-94	27-52	Corbin - 19	Corbin/Spencer - 11	19,006
39	1/26	@ San Antonio	L 105-112	13-26	Richardson - 25	Spencer - 8	15,908	80	4/17	@ Dallas	L 100-102	27-53	Campbell - 27	Spencer - 12	16,224
40	1/28	BOSTON	L 87-108	13-27	Corbin/ Richardson - 18	Corbin - 13	19,006	81	4/19	MILWAUKEE	W 109-91	28-53	Campbell - 28	Spencer - 13	19,006
41	1/30	SACRAMENTO	W 95-86	14-27	Corbin - 27	Corbin/Mitchell - 7	19,006	82	4/21	@ Washington	W 89-87	29-53	Campbell - 22	Spencer - 9	12,084





## 1989-90

RECORD: 22-60



**BACK ROW (L-R):** Dr. Sheldon Burns, Director of Player Personnel Billy McKinney, Owner Harvey Ratner, Owner Mary Wolfenson, President Bob Stein, David Fischer, Strength and Conditioning Coordinator Sol Brandys, Assistant Trainer Howard Rappaport

**MIDDLE ROW (L-R):** Trainer Jay Jensen, Pooh Richardson, Sam Mitchell, Tony Campbell, Adrian Branch, Donald Royal, Sidney Lowe, Head Coach Bill Musselman

**FRONT ROW (L-R):** Assistant Coach Tom Thibodeau, Scott Roth, Tyrone Corbin, Tod Murphy, Brad Lohaus, Doug West, Gary Leonard, Assistant Coach Bob Zuffelato

			FIELD GOALS			3-POINT FG			FREE THROWS			REBOUNDS									
PLAYER	G/GS	MIN	FG	FGA	PCT	FG	FGA	PCT	FT	FTA	PCT	OFF	DEF	TOT	AST	PF	STL	BLK	PTS	AVG	
Campbell	82/81	3164	723	1581	.457	9	54	.167	448	569	.787	209	242	451	213	260	111	31	1903	23.2	
Corbin	82/80	3011	521	1083	.481	0	11	.000	161	209	.770	219	385	604	216	288	175	41	1203	14.7	
Mitchell	80/30	2414	372	834	.446	0	9	.000	268	349	.768	180	282	462	89	301	66	54	1012	12.7	
Richardson	82/48	2581	426	925	.461	23	83	.277	63	107	.589	55	162	217	554	143	133	25	938	11.4	
Breuer (TOT)	81/55	1879	298	696	.428	0	1	.000	126	193	.653	154	263	417	97	196	42	108	722	8.9	
Breuer (MIN)	51/47	1325	212	510	.416	0	1	.000	94	142	.662	111	179	290	84	133	33	75	518	10.2	
Murphy	82/59	2493	260	552	.471	16	43	.372	144	203	.709	207	357	564	106	229	76	60	680	8.3	
Lohaus	28/24	590	94	202	.465	1	16	.063	21	26	.808	21	89	110	62	66	14	22	210	7.5	
Roth	71/3	1061	159	420	.379	18	52	.346	150	201	.746	34	78	112	115	144	51	6	486	6.8	
Branch	11/0	91	25	61	.410	1	1	1.000	14	22	.636	8	12	20	4	14	6	0	65	5.9	
Royal	66/0	746	117	255	.459	0	1	.000	153	197	.777	69	68	137	43	107	32	8	387	5.9	
Sellers (TOT)	59/0	700	103	254	.406	0	5	.000	58	73	.795	39	50	89	33	74	17	22	264	4.5	
Sellers (MIN)	14/0	113	19	56	.339	0	2	.000	9	12	.750	8	11	19	1	11	6	3	47	3.4	
West	52/0	378	53	135	.393	3	11	.273	26	32	.813	24	46	70	18	61	10	6	135	2.6	
Lowe	80/38	1744	73	229	.319	2	9	.222	39	54	.722	41	122	163	337	114	73	4	187	2.3	
Leonard	22/0	127	13	31	.419	0	1	.000	6	14	.429	10	17	27	1	26	3	9	32	1.5	
Johnson	4/0	17	0	2	.000	0	0	----	0	0	----	0	3	3	1	4	0	0	0	0.0	
TIMBERWOLVES	82	19855	3067	6876	.446	73	294	.248	1596	2137	.747	1196	2053	3249	1844	1901	789	344	7803	95.2	
OPPONENTS	82	19855	3081	6391	.482	129	391	.330	1859	2420	.768	1050	2322	3372	1880	1748	578	489	8150	99.4	



## 1989-90 DAY-BY-DAY

G#	DATE	OPPONENT	WOLVES/OPP	RECORD	HIGH POINTS	HIGH REBOUNDS	ATTEND.
1	11/3	@ Seattle	L 94-106	0-1	Corbin - 20	Corbin - 8	13,805
2	11/5	@ Portland	L 83-93	0-2	Campbell - 20	Corbin - 12	12,884
3	11/8	CHICAGO	L 84-96	0-3	Campbell - 31	Murphy/Corbin - 10	35,427
4	11/10	PHILADELPHIA	W 125-118 (OT)	1-3	Campbell - 38	Corbin - 13	29,117
5	11/12	SEATTLE	L 97-108	1-4	Mitchell - 31	Mitchell - 10	21,702
6	11/14	GOLDEN STATE	W 101-98	2-4	Campbell - 26	Corbin - 11	24,961
7	11/15	SAN ANTONIO	L 76-86	2-5	Campbell/Mitchell	Mitchell - 10	20,382
8	11/17	@ Boston	L 99-116	2-6	Mitchell - 22	Corbin - 9	14,890
9	11/18	@ New York	L 96-111	2-7	Campbell/ Mitchell - 29	Mitchell - 10	17,614
10	11/21	UTAH	L 101-103 (OT)	2-8	Corbin - 26	Corbin/Mitchell - 8	20,179
11	11/22	DENVER	L 93-96	2-9	Campbell - 21	Lohaus - 10	22,025
12	11/24	@ Dallas	L 89-99	2-10	Campbell - 24	Mitchell - 12	17,007
13	11/25	@ Charlotte	L 73-81	2-11	Campbell - 24	Lohaus - 11	23,901
14	11/29	@ Miami	W 105-100	3-11	Campbell - 31	Corbin - 8	15,008
15	11/30	@ Orlando	L 96-103	3-12	Corbin - 25	Lohaus - 11	15,077
16	12/2	@ Cleveland	W 101-74	4-12	Campbell - 24	Corbin - 10	14,995
17	12/5	NEW JERSEY	W 92-90	5-12	Campbell - 26	Mitchell - 8	18,918
18	12/9	@ Atlanta	L 91-104	5-13	West - 23	Lohaus - 7	11,876
19	12/12	@ Indiana	L 112-113 (OT)	5-14	Corbin - 27	Mitchell - 12	8,754
20	12/13	DALLAS	L 87-90	5-15	Campbell/ Lohaus - 19	Mitchell - 11	21,087
21	12/15	MIAMI	L 84-95	5-16	Campbell - 23	Mitchell - 11	21,899
22	12/17	UTAH	L 112-122	5-17	Campbell - 34	Murphy - 8	23,262
23	12/19	@ Washington	L 99-112	5-18	Campbell, Mitchell - 28	Corbin - 13	6,703
24	12/20	L.A. LAKERS	L 97-106 (OT)	5-19	Campbell - 26	Murphy - 9	25,689
25	12/23	MILWAUKEE	L 90-94	5-20	Campbell - 23	Corbin - 14	23,249
26	12/26	@ Chicago	L 99-112	5-21	Campbell - 20	Mitchell - 8	18,676
27	12/27	HOUSTON	W 108-91	6-21	Lowe - 22	Murphy - 11	27,661
28	12/29	PHOENIX	L 101-118	6-22	Richardson/ Campbell - 22	Richardson - 6	25,699
29	12/30	@ Milwaukee	L 99-109	6-23	Mitchell - 28	Murphy - 12	17,924
30	1/2	L.A. CLIPPERS	L 79-87	6-24	Campbell - 31	Murphy - 20	23,980
31	1/4	CHARLOTTE	W 100-98	7-24	Campbell - 25	Murphy - 13	23,415
32	1/6	@ San Antonio	L 96-109	7-25	Roth - 24	Corbin/Mitchell - 9	15,881
33	1/9	@ Sacramento	L 70-84	7-26	Campbell - 20	Campbell - 9	17,014
34	1/11	PORTLAND	L 80-82	7-27	Campbell - 26	Breuer - 11	22,672
35	1/12	@ Detroit	L 86-97	7-28	Campbell - 28	Campbell - 7	21,454
36	1/18	@ Phoenix	L 96-113	7-29	Mitchell - 22	Murphy - 14	14,070
37	1/20	@ L.A. Clippers	L 95-97	7-30	Campbell - 27	Breuer - 13	12,030
38	1/23	@ Golden State	L 102-109	7-31	Campbell - 25	Corbin - 11	15,025
39	1/26	CLEVELAND	L 84-85	7-32	Campbell - 34	Murphy - 9	24,933
40	1/27	DETROIT	L 83-85	7-33	Royal - 23	Murphy - 11	29,056
41	1/29	SACRAMENTO	W 109-91	8-33	Campbell - 25	Murphy - 9	17,250
42	1/31	SEATTLE	W 110-82	9-33	Campbell - 20	Breuer - 10	24,153

G#	DATE	OPPONENT	WOLVES/OPP	RECORD	HIGH POINTS	HIGH REBOUNDS	ATTEND.
43	2/2	BOSTON	W 116-105	10-33	Campbell - 44	Campbell - 14	35,713
44	2/4	GOLDEN STATE	L 95-105	10-34	Breuer - 40	Corbin - 13	29,434
45	2/6	@ Houston	L 101-108	10-35	Royal - 21	Mitchell - 10	14,505
46	2/8	@ Dallas	L 77-90	10-36	Campbell/ Murphy - 17	Murphy - 10	17,007
47	2/13	@ Utah	L 104-110 (OT)	10-37	Campbell - 29	Campbell - 10	12,616
48	2/14	CHARLOTTE	W 95-86	11-37	Campbell - 33	Mitchell - 11	17,391
49	2/16	INDIANA	W 111-105	12-37	Mitchell/ Richardson - 24	Corbin - 11	25,395
50	2/18	ATLANTA	W 108-98	13-37	Campbell/ Corbin - 26	Corbin - 12	28,514
51	2/20	HOUSTON	W 97-92	14-37	Campbell - 30	Corbin - 12	19,325
52	2/21	@ New Jersey	L 93-95	14-38	Campbell - 26	Mitchell - 8	8,219
53	2/23	@ San Antonio	L 95-105	14-39	Campbell - 20	Murphy/Royal - 11	15,910
54	2/25	DALLAS	L 82-87	14-40	Murphy - 16	Murphy - 13	24,141
55	2/27	WASHINGTON	W 104-88	15-40	Campbell - 29	Murphy - 14	18,456
56	3/2	@ Seattle	L 83-99	15-41	Richardson - 19	Mitchell - 9	11,272
57	3/4	@ L.A. Lakers	L 96-115	15-42	Breuer/Corbin - 18	Campbell - 8	17,505
58	3/7	DENVER	L 73-86	15-43	Richardson - 19	Murphy - 15	18,947
59	3/8	L.A. CLIPPERS	W 111-94	16-43	Campbell - 30	Corbin - 14	21,632
60	3/10	PHOENIX	L 98-101 (OT)	16-44	Campbell - 27	Corbin - 14	30,158
61	3/12	SAN ANTONIO	L 88-92	16-45	Breuer - 21	Breuer - 12	19,834
62	3/15	NEW YORK	W 102-82	17-45	Campbell - 27	Murphy - 17	25,870
63	3/17	L.A. LAKERS	L 99-101	17-46	Campbell/ Murphy - 24	Campbell - 11	43,606
64	3/18	@ Denver	L 98-103	17-47	Campbell - 22	Murphy - 13	11,864
65	3/20	@ Golden State	L 101-105	17-48	Campbell - 34	Corbin/Murphy - 10	15,025
66	3/21	@ Sacramento	L 84-90	17-49	Campbell/Corbin/Murphy - 11	Murphy - 20	17,014
67	3/23	@ Phoenix	L 99-120	17-50	Campbell - 28	Corbin - 6	14,487
68	3/25	@ Portland	W 110-105	18-50	Corbin/ Richardson - 20	Murphy - 10	12,884
69	3/26	@ L.A. Clippers	L 96-101 (OT)	18-51	Campbell - 27	Corbin - 11	9,529
70	3/28	SACRAMENTO	W 93-88	19-51	Campbell - 32	Breuer - 11	22,713
71	3/30	@ Dallas	W 84-82	20-51	Campbell - 23	Corbin - 9	17,007
72	3/31	@ Houston	L 98-106	20-52	Corbin - 22	Corbin - 8	16,155
73	4/3	@ San Antonio	W 92-90	21-52	Campbell - 27	Corbin/Mitchell - 8	12,568
74	4/6	@ Charlotte	L 93-108	21-53	Campbell/ Corbin - 22	Mitchell - 15	23,901
75	4/10	PORTLAND	L 94-106	21-54	Richardson - 21	Corbin - 9	29,303
76	4/12	@ Philadelphia	L 77-110	21-55	Corbin - 12	Breuer - 6	15,835
77	4/13	ORLANDO	W 117-102	22-55	Corbin - 36	Corbin - 19	45,458
78	4/15	UTAH	L 90-103	22-56	Campbell - 33	Corbin - 10	40,415
79	4/17	DENVER	L 89-99	22-57	Corbin - 25	Corbin - 13	49,551
80	4/19	@ L.A. Lakers	L 89-113	22-58	Campbell - 25	Corbin - 12	17,505
81	4/20	@ Utah	L 89-97	22-59	Campbell - 23	Murphy - 13	12,616
82	4/22	@ Denver	L 107-115	22-60	Mitchell - 27	Corbin - 11	14,303



## FORMER PLAYER STATS

Statistics include those games in a Timberwolves uniform only through the 2017-18 season

<b>ADRIEN, JEFF</b>					<b>COLLEGE: CONNECTICUT '09</b>				<b>NO: 12</b>		<b>POS: F</b>		<b>HT: 6-7</b>		<b>BIRTHDATE: FEBRUARY 10, 1986</b>				
---------------------	--	--	--	--	---------------------------------	--	--	--	---------------	--	---------------	--	----------------	--	-------------------------------------	--	--	--	--

**ACQUIRED:** Signed as a free agent on November 29, 2014.

**DEPARTED:** Waived on January 7, 2015.

YEAR	G-GS	MIN	FG	FGA	PCT	FT	FTA	PCT	OR	DR	TOT	A	PF-D	STL	TO	BLK	PTS	AVG
14-15	17-0	215	19	44	.432	22	38	.579	23	54	77	15	30-0	4	9	9	60	3.5

<b>AGER, MAURICE</b>					<b>COLLEGE: MICHIGAN STATE '06</b>				<b>NO: 15</b>		<b>POS: G</b>		<b>HT: 6-5</b>		<b>BIRTHDATE: FEBRUARY 9, 1984</b>				
----------------------	--	--	--	--	------------------------------------	--	--	--	---------------	--	---------------	--	----------------	--	------------------------------------	--	--	--	--

**ACQUIRED:** Signed as a free agent on September 24, 2010.

**DEPARTED:** Waived on November 11, 2010.

YEAR	G-GS	MIN	FG	FGA	PCT	FT	FTA	PCT	OR	DR	TOT	A	PF-D	STL	TO	BLK	PTS	AVG
10-11	4-0	29	6	11	.545	0	0	---	0	2	2	1	4-0	1	4	0	15	3.8

Three-point FG: 3-4 (.750)

<b>ALDRICH, COLE</b>					<b>COLLEGE: KANSAS '10</b>				<b>NO: 45</b>		<b>POS: C</b>		<b>HT: 6-11</b>		<b>BIRTHDATE: OCTOBER 31, 1988</b>				
----------------------	--	--	--	--	----------------------------	--	--	--	---------------	--	---------------	--	-----------------	--	------------------------------------	--	--	--	--

**ACQUIRED:** Signed as a free agent on July 13, 2016.

**DEPARTED:** Waived on June 30, 2018.

YEAR	G-GS	MIN	FG	FGA	PCT	FT	FTA	PCT	OR	DR	TOT	A	PF-D	STL	TO	BLK	PTS	AVG
16-17	62-0	531	45	86	.523	15	22	.682	51	107	158	25	85-1	25	17	23	105	1.7
17-18	21-0	49	5	15	.333	2	6	.333	3	12	15	3	11-0	2	1	1	12	0.6
TOTAL	83-0	580	50	101	.495	17	28	.607	54	119	173	28	96-1	27	18	24	117	1.4

<b>ALLEN, JEROME</b>					<b>COLLEGE: PENNSYLVANIA '95</b>				<b>NO: 53</b>		<b>POS: G</b>		<b>HT: 6-4</b>		<b>BIRTHDATE: JANUARY 28, 1973</b>				
----------------------	--	--	--	--	----------------------------------	--	--	--	---------------	--	---------------	--	----------------	--	------------------------------------	--	--	--	--

**ACQUIRED:** 1995 NBA Draft (2nd Round/49th overall).

**DEPARTED:** Unrestricted free agent on July 11, 1996.

YEAR	G-GS	MIN	FG	FGA	PCT	FT	FTA	PCT	OR	DR	TOT	A	PF-D	STL	TO	BLK	PTS	AVG
95-96	41-0	362	36	105	.343	26	36	.722	5	20	25	49	42-0	21	34	5	108	2.6

Three-point FG: 10-33 (.303)

<b>AMUNDSON, LOU</b>					<b>COLLEGE: UNLV '06</b>				<b>NO: 17</b>		<b>POS: F/C</b>		<b>HT: 6-9</b>		<b>BIRTHDATE: DECEMBER 7, 1982</b>				
----------------------	--	--	--	--	--------------------------	--	--	--	---------------	--	-----------------	--	----------------	--	------------------------------------	--	--	--	--

**ACQUIRED:** Signed as a free agent on September 25, 2012.

**DEPARTED:** Waived on February 8, 2013.

YEAR	G-GS	MIN	FG	FGA	PCT	FT	FTA	PCT	OR	DR	TOT	A	PF-D	STL	TO	BLK	PTS	AVG
12-13	20-0	161	14	38	.368	4	20	.200	23	24	47	3	26	7	11	6	32	1.6

<b>AVERY, WILL</b>					<b>COLLEGE: DUKE '99</b>				<b>NO: 5</b>		<b>POS: G</b>		<b>HT: 6-2</b>		<b>BIRTHDATE: AUGUST 8, 1979</b>				
--------------------	--	--	--	--	--------------------------	--	--	--	--------------	--	---------------	--	----------------	--	----------------------------------	--	--	--	--

**ACQUIRED:** 1999 NBA Draft (1st Round/14th overall).

**DEPARTED:** Unrestricted free agent on July 1, 2002.

YEAR	G-GS	MIN	FG	FGA	PCT	FT	FTA	PCT	OR	DR	TOT	A	PF-D	STL	TO	BLK	PTS	AVG
99-00	59-1	484	56	181	.309	24	36	.667	8	32	40	88	60-0	14	42	2	154	2.6
00-01	55-0	463	55	144	.382	28	36	.778	5	24	29	75	48-0	13	45	4	154	2.8
01-02	28-0	258	26	90	.289	13	19	.684	4	20	24	36	17-0	7	19	0	71	2.5
TOTAL	142-1	1205	137	415	.330	65	91	.714	17	76	93	199	125-0	34	106	6	379	2.6

Three-point FG: 99-00, 18-63 (.286); 00-01, 16-59 (.271); 01-02, 6-35 (.171). Total, 40-157 (.255)

### PLAYOFFS

YEAR	G-GS	MIN	FG	FGA	PCT	FT	FTA	PCT	OR	DR	TOT	A	PF-D	STL	TO	BLK	PTS	AVG
00-01	2-0	12	3	6	.500	0	0	---	0	1	1	2	0-0	0	0	1	7	3.5

Three-point FG: 1-2 (.500)





## FORMER PLAYER STATS

**BAILEY, THURL** COLLEGE: NORTH CAROLINA STATE '83 NO: 41 POS: F HT: 6-11 BIRTHDATE: APRIL 7, 1961

**ACQUIRED:** From Utah with a 1992 second-round draft pick for Tyrone Corbin on November 25, 1991.  
**DEPARTED:** Unrestricted free agent on July 1, 1994.

YEAR	G-GS	MIN	FG	FGA	PCT	FT	FTA	PCT	OR	DR	TOT	A	PF-D	STL	TO	BLK	PTS	AVG
91-92	71-18	1777	329	735	.448	171	215	.795	99	308	407	59	129-1	30	87	102	829	11.7
92-93	70-3	1276	203	446	.455	119	142	.838	53	162	215	61	88-0	20	60	47	525	7.5
93-94	79-3	1297	232	455	.510	119	149	.799	66	149	215	54	93-0	20	58	58	583	7.4
TOTAL	222-24	4350	764	1636	.467	409	506	.808	218	619	837	174	310-1	70	205	207	1937	8.7

Three-point FG: 91-92, 0-1 (.000); 93-94, 0-2 (.000). Total, 0-3 (.000)

**BANKS, MARCUS** COLLEGE: UNLV '03 NO: 3 POS: G HT: 6-2 BIRTHDATE: NOVEMBER 19, 1981

**ACQUIRED:** From Boston with Mark Blount, Ricky Davis and Justin Reed and two future second-round picks for Wally Szczerbiak, Michael Olowokandi and Dwayne Jones and a future first-round pick on January 26, 2006  
**DEPARTED:** Unrestricted free agent on July 1, 2006

YEAR	G-GS	MIN	FG	FGA	PCT	FT	FTA	PCT	OR	DR	TOT	A	PF-D	STL	TO	BLK	PTS	AVG
05-06	40-28	1228	186	388	.479	91	117	.778	19	97	116	188	124-0	47	96	11	479	12.0

Three-point FG: 16-44 (.364)

**BAREA, J.J.** COLLEGE: NORTHEASTERN '06 NO: 11 POS: G HT: 6-0 BIRTHDATE: JUNE 26, 1984

**ACQUIRED:** Signed as a free agent on December 14, 2011  
**DEPARTED:** Waived on October 27, 2014

YEAR	G-GS	MIN	FG	FGA	PCT	FT	FTA	PCT	OR	DR	TOT	A	PF-D	STL	TO	BLK	PTS	AVG
11-12	41-11	1032	167	418	.400	76	98	.776	14	100	114	232	61-	21	103	0	463	11.3
12-13	74-2	1713	316	758	.417	105	134	.784	34	173	207	294	131-	32	145	0	834	11.3
13-14	79-1	1471	254	656	.387	79	100	.790	16	138	154	303	129-	26	125	0	660	8.4
TOTAL	194-14	4216	737	1832	.402	260	332	.783	64	411	475	829	321-	79	373	0	1957	10.1

Three-point FG: 11-12, 53-143 (.371); 12-13, 97-280 (.346); 13-14, 73-231 (.316). Total, 223-654 (.341)

**BEASLEY, MICHAEL** COLLEGE: KANSAS STATE '08 NO: 8 POS: F HT: 6-9 BIRTHDATE: JANUARY 9, 1989

**ACQUIRED:** Via trade from Miami on July 12, 2010  
**DEPARTED:** Unrestricted free agent on July 1, 2012

YEAR	G-GS	MIN	FG	FGA	PCT	FT	FTA	PCT	OR	DR	TOT	A	PF-D	STL	TO	BLK	PTS	AVG
10-11	73-73	2361	561	1246	.450	219	291	.753	118	291	409	158	222-3	54	195	52	1401	19.2
11-12	47-7	1087	221	497	.445	61	95	.642	39	168	207	45	83-0	18	80	19	541	11.5
TOTAL	120-80	3448	782	1743	.449	280	386	.725	157	459	616	203	305-3	72	275	71	1942	16.18

Three-point FG: 10-11, 60-164 (.366); 11-12, 38-101 (.376). Total, 98-265 (.370)

**BENNETT, ANTHONY** COLLEGE: UNLV '14 NO: 24 POS: F HT: 6-8 BIRTHDATE: MARCH 14, 1993

**ACQUIRED:** Acquired in a three-team trade from Cleveland along with Andrew Wiggins and Thaddeus Young to Minnesota, Kevin Love to Cleveland and Luc Mbah a Moute and Alexey Shved to Philadelphia on August 23, 2014.  
**DEPARTED:** Waived on September 23, 2015.

YEAR	G-GS	MIN	FG	FGA	PCT	FT	FTA	PCT	OR	DR	TOT	A	PF-D	STL	TO	BLK	PTS	AVG
14-15	57-3	894	125	297	.421	41	64	.641	52	164	216	48	87-0	27	36	16	298	5.2
TOTAL	57-3	894	125	297	.421	41	64	.641	52	164	216	48	87-0	27	36	16	298	5.2

Three-point FG: 14-15, 7-23 (.304).



## FORMER PLAYER STATS

<b>BILLUPS, CHAUNCEY</b>	<b>COLLEGE: COLORADO '97</b>	<b>NO: 4</b>	<b>POS: G</b>	<b>HT: 6-3</b>	<b>BIRTHDATE: NOVEMBER 25, 1976</b>
--------------------------	------------------------------	--------------	---------------	----------------	-------------------------------------

**ACQUIRED:** Signed as a free agent on August 8, 2000.

**DEPARTED:** Unrestricted free agent on July 1, 2002.

YEAR	G-GS	MIN	FG	FGA	PCT	FT	FTA	PCT	OR	DR	TOT	A	PF-D	STL	TO	BLK	PTS	AVG
00-01	77-33	1790	248	587	.422	144	171	.842	32	126	158	260	178-2	51	111	11	713	9.3
01-02	82-54	2355	348	823	.423	207	234	.885	35	191	226	450	169-1	66	138	17	1027	12.5
<b>TOTAL</b>	<b>159-87</b>	<b>4145</b>	<b>596</b>	<b>1410</b>	<b>.423</b>	<b>351</b>	<b>405</b>	<b>.867</b>	<b>67</b>	<b>317</b>	<b>384</b>	<b>710</b>	<b>347-3</b>	<b>117</b>	<b>249</b>	<b>28</b>	<b>1740</b>	<b>10.9</b>

Three-point FG: 00-01, 73-194 (.376); 01-02, 124-315 (.394). Total, 197-509 (.387)

### PLAYOFFS

YEAR	G-GS	MIN	FG	FGA	PCT	FT	FTA	PCT	OR	DR	TOT	A	PF-D	STL	TO	BLK	PTS	AVG
00-01	3-0	26	1	6	.167	1	1	1.000	1	4	5	2	5-0	0	1	0	3	1.0
01-02	3-3	134	23	51	.451	14	20	.700	1	14	15	17	14-1	3	9	1	66	22.0
<b>TOTAL</b>	<b>6-3</b>	<b>160</b>	<b>24</b>	<b>57</b>	<b>.421</b>	<b>15</b>	<b>21</b>	<b>.714</b>	<b>2</b>	<b>18</b>	<b>20</b>	<b>19</b>	<b>19-1</b>	<b>3</b>	<b>10</b>	<b>1</b>	<b>69</b>	<b>11.5</b>

Three-point FG: 00-01, 0-1 (.000); 01-02, 6-15 (.400). Total, 6-16 (.375)

<b>BJELICA, NEMANJA</b>	<b>FROM: SERBIA</b>	<b>NO: 88/8</b>	<b>POS: F</b>	<b>HT: 6-10</b>	<b>BIRTHDATE: MAY 9, 1988</b>
-------------------------	---------------------	-----------------	---------------	-----------------	-------------------------------

**ACQUIRED:** From Washington with Lazar Hayward for Trevor Booker and Hamady N'Diaye Corbin on June 24, 2010.

**DEPARTED:** Unrestricted free agent on July 1, 2018.

YEAR	G-GS	MIN	FG	FGA	PCT	FT	FTA	PCT	OR	DR	TOT	A	PF-D	STL	TO	BLK	PTS	AVG
15-16	60-0	1075	110	235	.468	40	55	.727	49	161	210	83	154-1	26	47	21	308	5.1
16-17	65-1	1190	151	356	.424	45	61	.738	57	187	244	79	154-1	40	59	20	403	6.2
17-18	67-21	1371	171	371	.461	36	45	.800	53	221	274	86	141-1	50	52	16	454	6.8
<b>TOTAL</b>	<b>192-22</b>	<b>3636</b>	<b>432</b>	<b>962</b>	<b>.449</b>	<b>121</b>	<b>161</b>	<b>.752</b>	<b>159</b>	<b>569</b>	<b>728</b>	<b>248</b>	<b>449-3</b>	<b>116</b>	<b>158</b>	<b>57</b>	<b>1165</b>	<b>6.1</b>

Three-point FG: 15-16, 48-125 (.384); 16-17, 56-177 (.316); 17-18, 76-183 (.415). Total, 180-485 (.371).

### PLAYOFFS

YEAR	G-GS	MIN	FG	FGA	PCT	FT	FTA	PCT	OR	DR	TOT	A	PF-D	STL	TO	BLK	PTS	AVG
17-18	5-0	47	7	16	.438	5	7	.714	4	11	15	3	6-0	3	1	0	23	4.6

Three-point FG: 4-7 (.571).

<b>BLANKS, LANCE</b>	<b>COLLEGE: TEXAS '90</b>	<b>NO: 21</b>	<b>POS: G</b>	<b>HT: 6-4</b>	<b>BIRTHDATE: SEPTEMBER 9, 1966</b>
----------------------	---------------------------	---------------	---------------	----------------	-------------------------------------

**ACQUIRED:** From Detroit with Brad Sellers and a future second-round pick for Gerald Glass and Mark Randall on November 15, 1992.

**DEPARTED:** Released on July 7, 1993.

YEAR	G-GS	MIN	FG	FGA	PCT	FT	FTA	PCT	OR	DR	TOT	A	PF-D	STL	TO	BLK	PTS	AVG
92-93	61-2	642	65	150	.433	20	32	.625	18	50	68	72	61-1	16	31	5	161	2.6

Three-point FG: 11-43 (.256)

<b>BLOUNT, MARK</b>	<b>COLLEGE: PITTSBURGH '97</b>	<b>NO: 30</b>	<b>POS: C</b>	<b>HT: 7-0</b>	<b>BIRTHDATE: NOVEMBER 30, 1975</b>
---------------------	--------------------------------	---------------	---------------	----------------	-------------------------------------

**ACQUIRED:** From Boston with Marcus Banks, Ricky Davis, Justin Reed and two future second-round picks for Wally Szczerbiak, Michael Olowokandi, Dwayne Jones and a future first-round pick on Jan. 26, 2006

**DEPARTED:** Traded to Miami along with Ricky Davis in exchange for Antoine Walker, Michael Doleac, Wayne Simien, a future first-round pick and cash considerations on Oct. 24, 2007

YEAR	G-GS	MIN	FG	FGA	PCT	FT	FTA	PCT	OR	DR	TOT	A	PF-D	STL	TO	BLK	PTS	AVG
05-06	42-30	1157	179	354	.506	71	95	.747	60	143	203	33	147-3	25	74	40	429	10.2
06-07	82-81	2544	427	839	.509	147	195	.754	136	369	505	67	239-2	43	159	58	1010	12.3
<b>TOTAL</b>	<b>124-111</b>	<b>3701</b>	<b>606</b>	<b>1193</b>	<b>.508</b>	<b>218</b>	<b>290</b>	<b>.752</b>	<b>196</b>	<b>512</b>	<b>708</b>	<b>100</b>	<b>386-5</b>	<b>68</b>	<b>233</b>	<b>98</b>	<b>1439</b>	<b>11.6</b>

Three-point FG: 06-07, 9-31 (.290)

<b>BOOTH, CALVIN</b>	<b>COLLEGE: PENN STATE '99</b>	<b>NO: 52</b>	<b>POS: C</b>	<b>HT: 6-11</b>	<b>BIRTHDATE: MAY 7, 1976</b>
----------------------	--------------------------------	---------------	---------------	-----------------	-------------------------------

**ACQUIRED:** From Philadelphia with Rodney Carney and a future first-round pick for a conditional second-round pick on July 9, 2008.

**DEPARTED:** Traded to Sacramento with Rashad McCants for Bobby Brown and Shelden Williams on Feb. 19, 2009.

YEAR	G-GS	MIN	FG	FGA	PCT	FT	FTA	PCT	OR	DR	TOT	A	PF-D	STL	TO	BLK	PTS	AVG
08-09	1-0	1	0	0	---	0	0	---	1	0	1	0	0-0	0	0	0	0	0.0



## FORMER PLAYER STATS

**BRAGG, MARQUES** COLLEGE: PROVIDENCE '92 NO: 33 POS: F HT: 6-8 BIRTHDATE: MARCH 24, 1970

ACQUIRED: Signed as a free agent on Oct. 6, 1995.  
DEPARTED: Unrestricted free agent on July 11, 1996.

YEAR	G-GS	MIN	FG	FGA	PCT	FT	FTA	PCT	OR	DR	TOT	A	PF-D	STL	TO	BLK	PTS	AVG
95-96	53-0	369	54	120	.450	23	41	.561	38	41	79	8	71-0	17	26	8	131	2.5

**BRANCH, ADRIAN** COLLEGE: MARYLAND '85 NO: 1 POS: G/F HT: 6-7 BIRTHDATE: NOVEMBER 17, 1963

ACQUIRED: Signed as a free agent on Oct. 20, 1989.  
DEPARTED: Released on Dec. 23, 1989.

YEAR	G-GS	MIN	FG	FGA	PCT	FT	FTA	PCT	OR	DR	TOT	A	PF-D	STL	TO	BLK	PTS	AVG
89-90	11-0	91	25	61	.410	14	22	.636	8	12	20	4	14-0	6	8	0	65	5.9

Three-point FG: 1-1 (.1000)

**BRANDON, TERRELL** COLLEGE: OREGON '91 NO: 7 POS: G HT: 5-11 BIRTHDATE: MAY 20, 1970

ACQUIRED: From Milwaukee with Brian Evans (from New Jersey) in a three-team trade for Stephon Marbury, Chris Carr, Bill Curley (to New Jersey) and Paul Grant (to Milwaukee) on March 11, 1999.  
DEPARTED: Traded to Atlanta with Marc Jackson (to Philadelphia) in a four-team trade for Latrell Sprewell (from New York) on July 23, 2003.

YEAR	G-GS	MIN	FG	FGA	PCT	FT	FTA	PCT	OR	DR	TOT	A	PF-D	STL	TO	BLK	PTS	AVG
98-99	21-20	712	127	299	.425	39	47	.837	16	65	81	205	57-0	39	38	7	298	14.2
99-00	71-71	2587	486	1042	.466	187	208	.899	44	194	238	629	158-1	134	184	30	1212	17.1
00-01	78-78	2821	511	1134	.451	195	224	.871	60	238	298	583	138-1	161	155	21	1250	16.0
01-02	32-28	962	155	365	.425	83	84	.988	17	76	93	264	49-1	52	43	6	397	12.4
02-03				Did not play - injured														
TOTAL	202-197	7082	1279	2840	.457	504	563	.895	137	573	710	1681	402-3	386	420	64	3157	15.6

Three-point FG: 98-99, 5-19 (.263); 00-01, 73-194 (.376); 99-00, 53-132 (.402); 00-01, 33-91 (.363); 01-02, 4-23 (.174). Total, 168-459 (.366)

### PLAYOFFS

YEAR	G-GS	MIN	FG	FGA	PCT	FT	FTA	PCT	OR	DR	TOT	A	PF-D	STL	TO	BLK	PTS	AVG
98-99	4-4	161	31	69	.449	12	13	.923	2	28	30	28	11-0	9	14	2	77	19.3
99-00	4-4	162	32	63	.508	10	11	.909	4	19	23	34	11-0	3	8	0	78	19.5
00-01	4-4	153	27	62	.435	3	3	1.000	2	15	17	25	10-0	4	8	2	61	15.3
TOTAL	12-12	476	90	194	.464	25	27	.926	8	62	70	87	32-0	16	30	4	216	18.0

Three-point FG: 98-99, 3-5 (.600); 99-00, 4-11 (.364); 00-01, 4-9 (.444). Total, 11-25 (.440)

**BREWER, COREY** COLLEGE: FLORIDA '07 NO: 22/13 POS: G/F HT: 6-9 BIRTHDATE: MARCH 5, 1986

ACQUIRED: 2007 NBA Draft (1st round/7th overall); Signed as a free agent on July 12, 2013.  
DEPARTED: Traded to New York in a three-team trade with Eddy Curry, Anthony Randolph (both from New York) and a second-round draft pick from Denver on Feb. 22, 2011; Traded to Houston in a three-team trade for Troy Daniels and two second-round picks.

YEAR	G-GS	MIN	FG	FGA	PCT	FT	FTA	PCT	OR	DR	TOT	A	PF-D	STL	TO	BLK	PTS	AVG
07-08	79-35	1803	182	486	.374	88	110	.800	82	210	292	111	188-2	76	89	25	459	5.8
08-09	15-8	307	37	90	.411	14	19	.737	18	31	49	25	37-0	15	13	3	93	6.2
09-10	82-82	2482	409	949	.431	166	256	.648	70	209	279	193	224-4	117	164	29	1066	13.0
10-11	56-22	1362	168	437	.384	121	171	.708	45	107	152	77	134-1	89	77	14	483	8.6
13-14	81-81	2609	388	807	.481	163	227	.718	63	144	207	135	210-1	151	105	30	998	12.3
14-15	24-16	680	94	225	.418	55	78	.705	32	62	94	78	62-0	54	50	4	251	10.5
TOTAL	337-244	9243	1278	2994	.427	607	861	.705	310	763	1073	619	855-8	502	498	105	3350	9.9

Three-point FG: 07-08, 7-36 (.194); 08-09, 5-12 (.417); 09-10, 82-237 (.346); 10-11, 26-99 (.263); 13-14, 59-211 (.280); 14-15, 8-41 (.195). Total, 187-636 (.294)

**BREUER, RANDY** COLLEGE: MINNESOTA '83 NO: 45 POS: C HT: 7-3 BIRTHDATE: OCTOBER 11, 1960

ACQUIRED: From Milwaukee for Brad Lohaus and a conditional one-time exchange of second-round picks in 1991 or 1992 on Jan. 4, 1990.  
DEPARTED: Unrestricted free agent on July 1, 1992.

YEAR	G-GS	MIN	FG	FGA	PCT	FT	FTA	PCT	OR	DR	TOT	A	PF-D	STL	TO	BLK	PTS	AVG
89-90	51-47	1325	212	510	.416	94	142	.662	111	179	290	84	133-2	33	68	75	518	10.2
90-91	73-44	1505	197	435	.453	35	79	.443	114	231	345	73	132-1	35	69	80	429	5.9
91-92	67-25	1176	161	344	.468	41	77	.532	98	183	281	89	117-0	27	41	99	363	5.4
TOTAL	191-116	4006	570	1289	.442	170	298	.570	323	593	916	246	382-3	95	178	254	1310	6.9

Three-point FG: 89-90, 0-1 (.000); 91-92, 0-1 (.000). Total, 0-2 (.000)





## FORMER PLAYER STATS

**BROOKS, AARON** COLLEGE: OREGON '07 NO: 30 POS: G HT: 6-0 BIRTHDATE: JANUARY 14, 1985

ACQUIRED: Signed as a free agent on September 21, 2017.

DEPARTED: Unrestricted free agent on July 1, 2018.

YEAR	G-GS	MIN	FG	FGA	PCT	FT	FTA	PCT	OR	DR	TOT	A	PF-D	STL	TO	BLK	PTS	AVG
17-18	32-1	189	28	69	.406	8	11	.727	7	10	17	20	28-0	6	11	0	75	2.3

Three-point FG: 11-31 (.355).

PLAYOFFS

YEAR	G-GS	MIN	FG	FGA	PCT	FT	FTA	PCT	OR	DR	TOT	A	PF-D	STL	TO	BLK	PTS	AVG
17-18	2-0	3	2	3	.667	0	2	.000	0	0	0	0	0-0	0	0	0	4	2.0

Three-point FG: 0-1 (.000).

**BROOKS, SCOTT** COLLEGE: UC IRVINE '87 NO: 1 POS: G HT: 5-11 BIRTHDATE: JULY 31, 1965

ACQUIRED: From Philadelphia for a 1990 second-round draft pick on June 26, 1990.

DEPARTED: Traded to Houston for future considerations on Sept. 25, 1992.

YEAR	G-GS	MIN	FG	FGA	PCT	FT	FTA	PCT	OR	DR	TOT	A	PF-D	STL	TO	BLK	PTS	AVG
90-91	80-0	980	159	370	.430	61	72	.847	28	44	72	204	122-1	53	51	5	424	5.3
91-92	82-0	1082	167	374	.447	51	63	.810	27	72	99	205	82-0	66	51	7	417	5.1
TOTAL	162-0	2062	326	744	.438	112	135	.830	55	116	171	409	204-1	119	102	12	841	5.2

Three-point FG: 90-91, 45-135 (.333); 91-92, 32-90 (.356). Total, 77-225 (.342)

**BROWN, ANTHONY** COLLEGE: STANFORD '15 NO: 3 POS: G/F HT: 6-7 BIRTHDATE: OCTOBER 10, 1992

ACQUIRED: Signed as a free agent on August 1, 2017.

DEPARTED: Unrestricted free agent on July 1, 2018.

YEAR	G-GS	MIN	FG	FGA	PCT	FT	FTA	PCT	OR	DR	TOT	A	PF-D	STL	TO	BLK	PTS	AVG
17-18	1-0	4	1	1	1.000	0	0	---	0	0	0	1	0-0	0	0	0	3	3.0

Three-point FG: 1-1 (1.000)

**BROWN, BOBBY** COLLEGE: CAL STATE-FULLERTON '07 NO: 1 POS: G HT: 6-2 BIRTHDATE: SEPTEMBER 24, 1984

ACQUIRED: From Sacramento with Sheldon Williams for Calvin Booth and Rashad McCants on Feb. 19, 2009.

DEPARTED: To New Orleans with Darius Songaila for Antonio Daniels on Sept. 9, 2009.

YEAR	G-GS	MIN	FG	FGA	PCT	FT	FTA	PCT	OR	DR	TOT	A	PF-D	STL	TO	BLK	PTS	AVG
08-09	21-1	256	47	113	.416	8	9	.889	6	10	16	30	21-0	6	16	2	116	5.5

Three-point FG: 08-09, 14-36 (.389)

**BROWN, MIKE** COLLEGE: GEORGE WASHINGTON '85 NO: 40 POS: C HT: 6-10 BIRTHDATE: JULY 19, 1963

ACQUIRED: From Utah for Felton Spencer on June 30, 1993.

DEPARTED: Unrestricted free agent on July 1, 1995.

YEAR	G-GS	MIN	FG	FGA	PCT	FT	FTA	PCT	OR	DR	TOT	A	PF-D	STL	TO	BLK	PTS	AVG
93-94	82-40	1921	111	260	.427	77	118	.653	119	328	447	72	218-4	51	75	29	299	3.6
94-95	27-0	213	10	40	.250	15	27	.556	9	36	45	10	35-0	7	16	0	35	1.3
TOTAL	109-40	2134	121	300	.403	89	145	.614	128	364	492	82	253-4	58	91	29	334	3.1

Three-point FG: 93-94, 0-2 (.000); 94-95, 0-1 (.000). Total, 0-3 (.000)

**BROWN, MYRON** COLLEGE: SLIPPERY ROCK '91 NO: 34 POS: G HT: 6-3 BIRTHDATE: NOVEMBER 3, 1969

ACQUIRED: 1991 NBA Draft (2nd Round/34th overall).

DEPARTED: Released on Dec. 18, 1991.

YEAR	G-GS	MIN	FG	FGA	PCT	FT	FTA	PCT	OR	DR	TOT	A	PF-D	STL	TO	BLK	PTS	AVG
91-92	4-0	23	4	6	.667	0	0	.000	0	3	3	6	2-0	1	4	0	9	2.3

Three-point FG: 1-3 (.333)



## FORMER PLAYER STATS

<b>BUCKNER, GREG</b>			<b>COLLEGE: CLEMSON '98</b>			<b>NO: 7</b>		<b>POS: G</b>		<b>HT: 6-4</b>		<b>BIRTHDATE: SEPTEMBER 16, 1976</b>					
----------------------	--	--	-----------------------------	--	--	--------------	--	---------------	--	----------------	--	--------------------------------------	--	--	--	--	--

**ACQUIRED:** From Dallas for Trenton Hassell on Sept. 28, 2007.

**DEPARTED:** Traded to Memphis with Marko Jaric, Antoine Walker and the draft rights to O.J. Mayo for Brian Cardinal, Jason Collins, Mike Miller and the draft rights to Kevin Love on June 26, 2008.

YEAR	G-GS	MIN	FG	FGA	PCT	FT	FTA	PCT	OR	DR	TOT	A	PF-D	STL	TO	BLK	PTS	AVG
07-08	31-4	520	45	117	.385	19	22	.864	10	55	65	39	63-0	21	29	2	124	4.0

Three-point FG: 15-50 (.300)

<b>BUDINGER, CHASE</b>			<b>COLLEGE: ARIZONA '09</b>			<b>NO: 10</b>		<b>POS: G/F</b>		<b>HT: 6-7</b>		<b>BIRTHDATE: MAY 22, 1988</b>					
------------------------	--	--	-----------------------------	--	--	---------------	--	-----------------	--	----------------	--	--------------------------------	--	--	--	--	--

**ACQUIRED:** Signed as a free agent on July 12, 2013.

**DEPARTED:** Traded to Indiana for Damjan Rudez on July 11, 2015.

YEAR	G-GS	MIN	FG	FGA	PCT	FT	FTA	PCT	OR	DR	TOT	A	PF-D	STL	TO	BLK	PTS	AVG
12-13	23-1	508	79	191	.414	32	42	.762	15	56	71	25	29-0	14	23	7	216	9.4
13-14	41-8	751	100	254	.394	32	39	.821	19	84	103	31	58-0	19	24	2	274	6.7
14-15	67-4	1286	169	390	.433	67	81	.827	33	165	198	64	72-0	44	49	10	457	6.8

Three-point FG: 12-13, 26-81 (.321); 13-14, 42-120 (.350); 14-15, 52-143 (.364). Total, 120-344 (.349).

<b>CAMPBELL, TONY</b>			<b>COLLEGE: OHIO STATE '84</b>			<b>NO: 19</b>		<b>POS: G</b>		<b>HT: 6-7</b>		<b>BIRTHDATE: MAY 7, 1962</b>					
-----------------------	--	--	--------------------------------	--	--	---------------	--	---------------	--	----------------	--	-------------------------------	--	--	--	--	--

**ACQUIRED:** Signed as a free agent on Sept. 13, 1989.

**DEPARTED:** Traded to New York for future considerations on Sept. 14, 1992.

YEAR	G-GS	MIN	FG	FGA	PCT	FT	FTA	PCT	OR	DR	TOT	A	PF-D	STL	TO	BLK	PTS	AVG
89-90	82-81	3164	723	1581	.457	448	569	.787	209	242	451	213	260-7	111	251	31	1903	23.2
90-91	77-71	2893	652	1502	.434	358	446	.803	161	185	346	214	204-0	121	190	48	1678	21.8
91-92	78-41	2441	527	1137	.464	240	299	.803	141	145	286	229	206-1	84	165	31	1307	16.8
TOTAL	237-193	8498	1902	4220	.451	1046	1314	.796	511	572	1083	656	670-8	316	606	110	4888	20.6

Three-point FG: 89-90, 9-54 (.167); 90-91, 16-61 (.262); 91-92, 13-37 (.351). Total, 38-152 (.250)

<b>CARDINAL, BRIAN</b>			<b>COLLEGE: PURDUE '00</b>			<b>NO: 14</b>		<b>POS: F</b>		<b>HT: 6-8</b>		<b>BIRTHDATE: MAY 2, 1977</b>					
------------------------	--	--	----------------------------	--	--	---------------	--	---------------	--	----------------	--	-------------------------------	--	--	--	--	--

**ACQUIRED:** From Memphis with Jason Collins, Mike Miller and the draft rights to Kevin Love for Greg Buckner, Marko Jaric, Antoine Walker and the draft rights to O.J. Mayo on June 26, 2008 ; Signed as a free agent on Mar. 23, 2010.

**DEPARTED:** Traded to New York for Darko Milicic on Feb. 17, 2010 ; Unrestricted free agent on July 1, 2010.

YEAR	G-GS	MIN	FG	FGA	PCT	FT	FTA	PCT	OR	DR	TOT	A	PF-D	STL	TO	BLK	PTS	AVG
08-09	64-4	909	65	169	.385	30	35	.857	39	103	142	76	135-0	37	48	13	190	3.0
09-10	29-0	267	14	36	.389	17	18	.944	7	22	29	24	56-1	9	7	3	48	1.7
TOTAL	93-4	1176	79	205	.385	47	53	.887	46	125	171	100	191-1	46	55	16	238	2.6

Three-point FG: 08-09, 30-92 (.326); 09-10, 3-9 (.333). Total, 33-101 (.327)

<b>CARNEY, RODNEY</b>			<b>COLLEGE: MEMPHIS '06</b>			<b>NO: 10</b>		<b>POS: F</b>		<b>HT: 6-7</b>		<b>BIRTHDATE: APRIL 5, 1984</b>					
-----------------------	--	--	-----------------------------	--	--	---------------	--	---------------	--	----------------	--	---------------------------------	--	--	--	--	--

**ACQUIRED:** From Philadelphia with Calvin Booth and a future first-round pick for a conditional second-round pick on July 9, 2008.

**DEPARTED:** Unrestricted free agent on July 1, 2009.

YEAR	G-GS	MIN	FG	FGA	PCT	FT	FTA	PCT	OR	DR	TOT	A	PF-D	STL	TO	BLK	PTS	AVG
08-09	67-6	1199	176	423	.416	50	66	.758	36	90	126	26	94-0	45	43	29	481	7.2

Three-Point FG: 79-226 (.350)

<b>CARR, CHRIS</b>			<b>COLLEGE: SOUTHERN ILLINOIS '95</b>			<b>NO: 43</b>		<b>POS: G</b>		<b>HT: 6-6</b>		<b>BIRTHDATE: MARCH 12, 1974</b>					
--------------------	--	--	---------------------------------------	--	--	---------------	--	---------------	--	----------------	--	----------------------------------	--	--	--	--	--

**ACQUIRED:** Signed as a free agent on July 19, 1996.

**DEPARTED:** Traded to New Jersey in a three-team trade with Stephon Marbury and Bill Curley and Paul Grant (to Milwaukee) for Terrell Brandon and Brian Evans on March 11, 1999.

YEAR	G-GS	MIN	FG	FGA	PCT	FT	FTA	PCT	OR	DR	TOT	A	PF-D	STL	TO	BLK	PTS	AVG
96-97	55-10	830	125	271	.461	56	73	.767	31	82	113	48	93-0	24	40	10	337	6.1
97-98	51-40	1165	190	452	.420	84	99	.848	43	112	155	85	129-1	17	37	11	504	9.9
98-99	11-2	81	9	26	.346	2	4	.500	0	12	12	7	9-0	1	4	1	23	2.1
TOTAL	117-52	2076	324	749	.433	142	176	.807	74	206	280	140	231-1	42	81	22	864	7.4

Three-point FG: 96-97, 31-88 (.352); 97-98, 40-127 (.315); 98-99, 3-9 (.333). Total, 74-224 (.330)

### PLAYOFFS

YEAR	G-GS	MIN	FG	FGA	PCT	FT	FTA	PCT	OR	DR	TOT	A	PF-D	STL	TO	BLK	PTS	AVG
96-97	1-0	8	0	2	.000	0	0	----	0	2	2	1	6-0	2	1	0	0	0.0



## FORMER PLAYER STATS

<b>CARTER, ANTHONY</b>			<b>COLLEGE: HAWAII '98</b>			<b>NO: 7</b>			<b>POS: G</b>			<b>HT: 6-2</b>			<b>BIRTHDATE: JUNE 16, 1975</b>			
------------------------	--	--	----------------------------	--	--	--------------	--	--	---------------	--	--	----------------	--	--	---------------------------------	--	--	--

**ACQUIRED:** Signed as a free agent on Oct. 4, 2004.  
**DEPARTED:** Unrestricted free agent on July 1, 2006.

YEAR	G-GS	MIN	FG	FGA	PCT	FT	FTA	PCT	OR	DR	TOT	A	PF-D	STL	TO	BLK	PTS	AVG
04-05	66-12	742	72	177	.407	35	51	.686	12	57	69	161	88-2	35	62	18	181	2.7
05-06	45-8	589	53	137	.387	40	55	.727	9	53	62	101	71-0	24	40	9	150	3.3
TOTAL	111-20	1331	125	314	.398	75	106	.708	21	110	131	262	159-2	59	102	27	331	3.0

Three-point FG: 04-05, 2-17 (.118); 05-06, 4-15 (.267). Total, 6-32 (.188)

<b>CASSELL, SAM</b>			<b>COLLEGE: FLORIDA STATE '93</b>			<b>NO: 19</b>			<b>POS: G</b>			<b>HT: 6-3</b>			<b>BIRTHDATE: NOVEMBER 18, 1969</b>			
---------------------	--	--	-----------------------------------	--	--	---------------	--	--	---------------	--	--	----------------	--	--	-------------------------------------	--	--	--

**ACQUIRED:** From Milwaukee with Ervin Johnson for Joe Smith and Anthony Peeler on June 27, 2003.  
**DEPARTED:** Traded to Los Angeles Clippers with a conditional first-round draft pick for Lionel Chalmers and Marko Jaric on Aug. 12, 2005.

YEAR	G-GS	MIN	FG	FGA	PCT	FT	FTA	PCT	OR	DR	TOT	A	PF-D	STL	TO	BLK	PTS	AVG
03-04	81-81	2838	620	1270	.488	289	331	.873	44	227	271	592	247-2	102	220	18	1603	19.8
04-05	59-38	1522	319	687	.464	134	155	.865	25	132	157	301	160-2	36	109	14	799	13.5
TOTAL	140-119	4360	939	1957	.480	423	486	.870	69	359	428	893	407-4	138	329	32	2402	17.2

Three-point FG: 03-04, 74-186 (.398); 04-05, 27-103 (.262). Total, 101-289 (.349)

### PLAYOFFS

YEAR	G-GS	MIN	FG	FGA	PCT	FT	FTA	PCT	OR	DR	TOT	A	PF-D	STL	TO	BLK	PTS	AVG
03-04	16-15	497	94	202	.465	52	61	.852	3	37	40	70	53-2	12	43	3	265	16.6

Three-point FG: 25-60 (.417)

<b>CASSPI, OMRI</b>			<b>COUNTRY: ISRAEL '09</b>			<b>NO: 18</b>			<b>POS: F</b>			<b>HT: 6-9</b>			<b>BIRTHDATE: JUNE 22, 1988</b>			
---------------------	--	--	----------------------------	--	--	---------------	--	--	---------------	--	--	----------------	--	--	---------------------------------	--	--	--

**ACQUIRED:** Signed as a free agent on March 20, 2017.  
**DEPARTED:** Unrestricted free agent on July 1, 2017.

YEAR	G-GS	MIN	FG	FGA	PCT	FT	FTA	PCT	OR	DR	TOT	A	PF-D	STL	TO	BLK	PTS	AVG
16-17	13-0	222	19	38	.500	5	8	.625	6	14	20	11	24-0	13	10	2	45	3.5

Three-point FG: 2-10 (.200)

<b>COFFEY, RICHARD</b>			<b>COLLEGE: MINNESOTA '90</b>			<b>NO: 33</b>			<b>POS: F</b>			<b>HT: 6-6</b>			<b>BIRTHDATE: SEPTEMBER 2, 1965</b>			
------------------------	--	--	-------------------------------	--	--	---------------	--	--	---------------	--	--	----------------	--	--	-------------------------------------	--	--	--

**ACQUIRED:** Signed as a free agent on Oct. 7, 1990.  
**DEPARTED:** Released on June 20, 1991.

YEAR	G-GS	MIN	FG	FGA	PCT	FT	FTA	PCT	OR	DR	TOT	A	PF-D	STL	TO	BLK	PTS	AVG
90-91	52-1	320	28	75	.373	12	22	.545	42	37	79	3	45-0	6	5	4	68	1.3

Three-point FG: 0-1 (.000)

<b>COLLINS, JASON</b>			<b>COLLEGE: STANFORD '01</b>			<b>NO: 34</b>			<b>POS: C</b>			<b>HT: 7-0</b>			<b>BIRTHDATE: DECEMBER 2, 1978</b>			
-----------------------	--	--	------------------------------	--	--	---------------	--	--	---------------	--	--	----------------	--	--	------------------------------------	--	--	--

**ACQUIRED:** From Memphis with Brian Cardinal, Mike Miller and the draft rights to Kevin Love for Greg Buckner, Marko Jaric, Antoine Walker and the draft rights to O.J. Mayo on June 26, 2008.  
**DEPARTED:** Unrestricted free agent on July 1, 2009.

YEAR	G-GS	MIN	FG	FGA	PCT	FT	FTA	PCT	OR	DR	TOT	A	PF-D	STL	TO	BLK	PTS	AVG
08-09	31-22	422	22	70	.314	13	28	.464	28	42	70	11	73-0	9	12	13	57	1.8

<b>CONROY, WILL</b>			<b>COLLEGE: WASHINGTON '05</b>			<b>NO: 5</b>			<b>POS: G</b>			<b>HT: 6-2</b>			<b>BIRTHDATE: DECEMBER 8, 1982</b>			
---------------------	--	--	--------------------------------	--	--	--------------	--	--	---------------	--	--	----------------	--	--	------------------------------------	--	--	--

**ACQUIRED:** Signed as a free agent on Sept. 28, 2012.  
**DEPARTED:** Waived on Nov. 15, 2012.

YEAR	G-GS	MIN	FG	FGA	PCT	FT	FTA	PCT	OR	DR	TOT	A	PF-D	STL	TO	BLK	PTS	AVG
12-13	4-0	20	0	9	.000	1	2	.500	1	0	1	0	1-0	0	0	0	0	0.0





## FORMER PLAYER STATS

<b>CORBIN, TYRONE</b>			<b>COLLEGE: DEPAUL '85</b>			<b>NO: 23</b>		<b>POS: F</b>		<b>HT: 6-6</b>		<b>BIRTHDATE: DECEMBER 31, 1962</b>					
-----------------------	--	--	----------------------------	--	--	---------------	--	---------------	--	----------------	--	-------------------------------------	--	--	--	--	--

**ACQUIRED:** Selected in Expansion Draft from Phoenix on June 15, 1989.

**DEPARTED:** Traded to Utah for Thurl Bailey and a 1992 second-round draft pick on Nov. 25, 1991.

YEAR	G-GS	MIN	FG	FGA	PCT	FT	FTA	PCT	OR	DR	TOT	A	PF-D	STL	TO	BLK	PTS	AVG
89-90	82-80	3011	521	1083	.481	161	209	.770	219	385	604	216	288-5	175	143	41	1203	14.7
90-91	82-82	3196	587	1311	.448	296	371	.798	185	404	589	347	257-3	162	209	53	1472	18.0
91-92	11-8	344	57	142	.401	44	53	.830	24	45	69	33	31-0	12	26	6	158	14.4
<b>TOTAL</b>	<b>175-170</b>	<b>6551</b>	<b>1165</b>	<b>2536</b>	<b>.459</b>	<b>501</b>	<b>633</b>	<b>.791</b>	<b>428</b>	<b>834</b>	<b>1262</b>	<b>596</b>	<b>576-8</b>	<b>349</b>	<b>352</b>	<b>100</b>	<b>2833</b>	<b>16.2</b>

Three-point FG: 89-90, 0-11 (.000); 90-91, 2-10 (.200); 91-92, 0-1 (.000). Total, 2-22 (.091)

<b>CRAWFORD, JAMAL</b>			<b>COLLEGE: MICHIGAN '00</b>			<b>NO: 11</b>		<b>POS: G</b>		<b>HT: 6-5</b>		<b>BIRTHDATE: MARCH 20, 1980</b>					
------------------------	--	--	------------------------------	--	--	---------------	--	---------------	--	----------------	--	----------------------------------	--	--	--	--	--

**ACQUIRED:** Signed as a free agent on July 19, 2017.

**DEPARTED:** Unrestricted free agent on July 1, 2018.

YEAR	G-GS	MIN	FG	FGA	PCT	FT	FTA	PCT	OR	DR	TOT	A	PF-D	STL	TO	BLK	PTS	AVG
17-18	80-0	1653	308	742	.415	102	113	.903	21	78	99	185	85-0	40	95	9	822	10.3

Three-point FG: 104-314 (.331)

### PLAYOFFS

YEAR	G-GS	MIN	FG	FGA	PCT	FT	FTA	PCT	OR	DR	TOT	A	PF-D	STL	TO	BLK	PTS	AVG
17-18	5-0	123	21	47	.447	10	13	.769	1	12	13	12	6-0	5	5	0	59	11.8

Three-point FG: 7-17 (.412)

<b>CURLEY, BILL</b>			<b>COLLEGE: BOSTON COLLEGE '94</b>			<b>NO: 15</b>		<b>POS: F</b>		<b>HT: 6-9</b>		<b>BIRTHDATE: MAY 29, 1972</b>					
---------------------	--	--	------------------------------------	--	--	---------------	--	---------------	--	----------------	--	--------------------------------	--	--	--	--	--

**ACQUIRED:** From Portland with James Robinson and a first-round draft pick in 1997 or 1998 for Isaiah Rider on July 23, 1996 ; Signed as a free agent on March 17, 1999.

**DEPARTED:** Traded to New Jersey in a three-team trade with Stephon Marbury and Chris Carr and Paul Grant (to Milwaukee) for Terrell Brandon and Brian Evans from Milwaukee on March 11, 1999 ; Unrestricted free agent on July 1, 1999.

YEAR	G-GS	MIN	FG	FGA	PCT	FT	FTA	PCT	OR	DR	TOT	A	PF-D	STL	TO	BLK	PTS	AVG
96-97																		
97-98	11-1	146	16	33	.485	2	3	.667	11	17	28	4	28-1	3	3	1	34	3.1
98-99	35-2	372	29	72	.403	19	22	.864	20	31	51	14	83-1	17	10	19	78	2.2
<b>TOTAL</b>	<b>46-3</b>	<b>518</b>	<b>45</b>	<b>105</b>	<b>.429</b>	<b>21</b>	<b>25</b>	<b>.840</b>	<b>31</b>	<b>48</b>	<b>79</b>	<b>18</b>	<b>111-2</b>	<b>20</b>	<b>13</b>	<b>20</b>	<b>112</b>	<b>2.4</b>

Three-point FG: 97-98, 0-1 (.000); 98-99, 1-5 (.200). Total, 1-6 (.167)

### PLAYOFFS

YEAR	G-GS	MIN	FG	FGA	PCT	FT	FTA	PCT	OR	DR	TOT	A	PF-D	STL	TO	BLK	PTS	AVG
97-98	2-0	7	0	0	----	0	0	----	0	0	0	0	0-0	0	0	0	0	0.0

<b>CUNNINGHAM, DANTE</b>			<b>COLLEGE: VILLANOVA '09</b>			<b>NO: 33</b>		<b>POS: F</b>		<b>HT: 6-8</b>		<b>BIRTHDATE: APRIL 22, 1987</b>					
--------------------------	--	--	-------------------------------	--	--	---------------	--	---------------	--	----------------	--	----------------------------------	--	--	--	--	--

**ACQUIRED:** From Memphis for Wayne Ellington on July 24, 2012.

**DEPARTED:** Unrestricted free agent on July 1, 2014.

YEAR	G-GS	MIN	FG	FGA	PCT	FT	FTA	PCT	OR	DR	TOT	A	PF-D	STL	TO	BLK	PTS	AVG
12-13	80-9	2010	314	671	.468	67	103	.650	142	266	408	67	153-0	84	56	38	695	8.7
13-14	81-7	1635	236	509	.464	38	67	.567	112	218	330	83	146-0	62	42	58	510	6.3
<b>TOTAL</b>	<b>161-16</b>	<b>3645</b>	<b>550</b>	<b>1180</b>	<b>.466</b>	<b>105</b>	<b>170</b>	<b>.618</b>	<b>254</b>	<b>484</b>	<b>738</b>	<b>150</b>	<b>299-0</b>	<b>146</b>	<b>98</b>	<b>96</b>	<b>1205</b>	<b>7.5</b>

Three-point FG: 12-13, 0-6 (.000); 13-14, 0-5 (.000). Total, 0-11 (.000)

<b>DANIELS, TROY</b>			<b>COLLEGE: VCU '13</b>			<b>NO: 30</b>		<b>POS: G</b>		<b>HT: 6-4</b>		<b>BIRTHDATE: JULY 15, 1991</b>					
----------------------	--	--	-------------------------	--	--	---------------	--	---------------	--	----------------	--	---------------------------------	--	--	--	--	--

**ACQUIRED:** From Houston in a three-team with two second round picks for Corey Brewer and Ronny Turiaf (to Philadelphia) on Dec. 19, 2014.

**DEPARTED:** To Charlotte with Mo Williams for Gary Neal and a second-round draft pick on Feb. 10, 2015.

YEAR	G-GS	MIN	FG	FGA	PCT	FT	FTA	PCT	OR	DR	TOT	A	PF-D	STL	TO	BLK	PTS	AVG
14-15	19-0	154	19	59	.322	2	2	1.000	6	13	19	13	14-0	3	8	0	53	2.8

Three-point FG: 14-15, 13-39 (.333).



## FORMER PLAYER STATS

<b>DAVIS, BRIAN</b>				<b>COLLEGE: DUKE '92</b>				<b>NO: 23</b>		<b>POS: G/F</b>		<b>HT: 6-7</b>		<b>BIRTHDATE: JUNE 21, 1970</b>				
---------------------	--	--	--	--------------------------	--	--	--	---------------	--	-----------------	--	----------------	--	---------------------------------	--	--	--	--

**ACQUIRED:** Signed as a free agent on Aug. 2, 1993.

**DEPARTED:** Unrestricted free agent on July 1, 1994.

YEAR	G-GS	MIN	FG	FGA	PCT	FT	FTA	PCT	OR	DR	TOT	A	PF-D	STL	TO	BLK	PTS	AVG
93-94	68-3	374	40	126	.317	50	68	.735	21	34	55	22	34-0	16	19	4	131	1.9

Three-point FG: 1-3 (.333)

<b>DAVIS, MARK</b>				<b>COLLEGE: TEXAS TECH '95</b>				<b>NO: 7</b>		<b>POS: G/F</b>		<b>HT: 6-6</b>		<b>BIRTHDATE: APRIL 26, 1973</b>				
--------------------	--	--	--	--------------------------------	--	--	--	--------------	--	-----------------	--	----------------	--	----------------------------------	--	--	--	--

**ACQUIRED:** 1995 NBA Draft (2nd Round/48th overall).

**DEPARTED:** Unrestricted free agent on July 11, 1996.

YEAR	G-GS	MIN	FG	FGA	PCT	FT	FTA	PCT	OR	DR	TOT	A	PF-D	STL	TO	BLK	PTS	AVG
95-96	57-0	571	55	149	.369	74	116	.638	56	69	125	47	92-1	40	68	22	188	3.3

Three-point FG: 4-13 (.308)

<b>DAVIS, RICKY</b>				<b>COLLEGE: IOWA '98</b>				<b>NO: 31</b>		<b>POS: G</b>		<b>HT: 6-7</b>		<b>BIRTHDATE: SEPTEMBER 23, 1979</b>				
---------------------	--	--	--	--------------------------	--	--	--	---------------	--	---------------	--	----------------	--	--------------------------------------	--	--	--	--

**ACQUIRED:** From Boston with Marcus Banks, Mark Blount, Justin Reed and two future second-round picks for Wally Szczerbiak, Michael Olowokandi, Dwayne Jones and a future first-round pick on Jan. 26, 2006.

**DEPARTED:** Traded to Miami along with Mark Blount in exchange for Antoine Walker, Michael Doleac, Wayne Simien, a future first-round pick and cash considerations on Oct. 24, 2007.

YEAR	G-GS	MIN	FG	FGA	PCT	FT	FTA	PCT	OR	DR	TOT	A	PF-D	STL	TO	BLK	PTS	AVG
05-06	36-36	1460	255	595	.429	146	181	.807	25	139	164	173	99-1	42	98	8	689	19.1
06-07	81-81	3022	506	1089	.465	239	285	.839	54	261	315	385	189-1	80	210	23	1374	17.0

Three-point FG: 05-06, 33-117 (.282); 06-07, 123-310 (.397). Total, 156-427 (.365)

<b>DAY, TODD</b>				<b>COLLEGE: ARKANSAS '92</b>				<b>NO: 11</b>		<b>POS: G/F</b>		<b>HT: 6-7</b>		<b>BIRTHDATE: JANUARY 7, 1970</b>				
------------------	--	--	--	------------------------------	--	--	--	---------------	--	-----------------	--	----------------	--	-----------------------------------	--	--	--	--

**ACQUIRED:** Signed as a free agent on Oct. 3, 2000.

**DEPARTED:** Released on Feb. 27, 2001.

YEAR	G-GS	MIN	FG	FGA	PCT	FT	FTA	PCT	OR	DR	TOT	A	PF-D	STL	TO	BLK	PTS	AVG
00-01	31-0	345	44	118	.373	18	23	.783	10	27	37	28	52-0	10	24	7	132	4.3

Three-point FG: 26-69 (.377)

<b>DOLEAC, MICHAEL</b>				<b>COLLEGE: UTAH '98</b>				<b>NO: 51</b>		<b>POS: C</b>		<b>HT: 6-11</b>		<b>BIRTHDATE: JUNE 15, 1977</b>				
------------------------	--	--	--	--------------------------	--	--	--	---------------	--	---------------	--	-----------------	--	---------------------------------	--	--	--	--

**ACQUIRED:** From Miami with Antoine Walker, Wayne Simien, a future first-round draft pick and cash considerations for Mark Blount and Ricky Davis on Oct. 24, 2007.

**DEPARTED:** Unrestricted free agent on July. 1, 2008.

YEAR	G-GS	MIN	FG	FGA	PCT	FT	FTA	PCT	OR	DR	TOT	A	PF-D	STL	TO	BLK	PTS	AVG
07-08	24-8	257	28	63	.444	1	2	.500	16	33	49	7	44-0	10	12	10	57	2.4

<b>DURHAM, PAT</b>				<b>COLLEGE: COLORADO STATE '89</b>				<b>NO: 30</b>		<b>POS: G/F</b>		<b>HT: 6-7</b>		<b>BIRTHDATE: MARCH 10, 1967</b>				
--------------------	--	--	--	------------------------------------	--	--	--	---------------	--	-----------------	--	----------------	--	----------------------------------	--	--	--	--

**ACQUIRED:** Signed as a free agent on Nov. 24, 1994.

**DEPARTED:** Unrestricted free agent on July 1, 1995.

YEAR	G-GS	MIN	FG	FGA	PCT	FT	FTA	PCT	OR	DR	TOT	A	PF-D	STL	TO	BLK	PTS	AVG
94-95	59-2	852	117	237	.494	63	96	.656	37	57	94	53	114-0	36	45	32	302	5.3

Three-point FG: 5-26 (.192)

<b>DUPREE, RONALD</b>				<b>COLLEGE: LOUISIANA STATE '03</b>				<b>NO: 12</b>		<b>POS: F</b>		<b>HT: 6-7</b>		<b>BIRTHDATE: JANUARY 26, 1981</b>				
-----------------------	--	--	--	-------------------------------------	--	--	--	---------------	--	---------------	--	----------------	--	------------------------------------	--	--	--	--

**ACQUIRED:** From Detroit for a future second-round pick on Oct. 31, 2005.

**DEPARTED:** Unrestricted free agent on July 1, 2006.

YEAR	G-GS	MIN	FG	FGA	PCT	FT	FTA	PCT	OR	DR	TOT	A	PF-D	STL	TO	BLK	PTS	AVG
05-06	36-0	265	33	63	.524	14	41	.341	21	28	49	14	44-1	12	14	0	80	2.2

Three-point FG: 0-1 (.000)



## FORMER PLAYER STATS

<b>DUNN, KRIS</b>			<b>COLLEGE: PROVIDENCE COLLEGE '16</b>			<b>NO: 3</b>			<b>POS: G</b>			<b>HT: 6-4</b>			<b>BIRTHDATE: MARCH 18, 1994</b>				
-------------------	--	--	--	--	--	--------------	--	--	---------------	--	--	----------------	--	--	----------------------------------	--	--	--	--

**ACQUIRED:** 2016 NBA Draft (1st round/5th overall)

**DEPARTED:** Traded to Chicago along with Zach LaVine and the draft rights to Lauri Markkanen in exchange for Jimmy Butler and the draft rights to Justin Patton on June 22, 2017.

YEAR	G-GS	MIN	FG	FGA	PCT	FT	FTA	PCT	OR	DR	TOT	A	PF-D	STL	TO	BLK	PTS	AVG
16-17	78-7	1333	118	313	.377	36	59	.610	24	142	166	188	178-2	78	89	36	293	3.8

Three-point FG: 21-73 (.288)

<b>EBI, NDUDI</b>			<b>HIGH SCHOOL: WESTBURY CHRISTIAN</b>			<b>NO: 44</b>			<b>POS: F</b>			<b>HT: 6-9</b>			<b>BIRTHDATE: JUNE 18, 1984</b>				
-------------------	--	--	--	--	--	---------------	--	--	---------------	--	--	----------------	--	--	---------------------------------	--	--	--	--

**ACQUIRED:** 2003 NBA Draft (1st Round/26th overall).

**DEPARTED:** Released on Oct. 31, 2005.

YEAR	G-GS	MIN	FG	FGA	PCT	FT	FTA	PCT	OR	DR	TOT	A	PF-D	STL	TO	BLK	PTS	AVG
03-04	17-0	32	6	14	.429	1	4	.250	2	1	3	3	6-0	0	3	4	13	0.8
04-05	2-0	54	11	21	.524	5	9	.556	6	10	16	1	7-0	1	3	1	27	13.5
TOTAL	19-0	86	17	35	.486	6	13	.462	8	11	19	4	13-0	1	6	5	40	2.1

Three-point FG: 04-05, 0-1 (.000). Total, 0-1 (.000)

<b>EISLEY, HOWARD</b>			<b>COLLEGE: BOSTON COLLEGE '94</b>			<b>NO: 10</b>			<b>POS: G</b>			<b>HT: 6-3</b>			<b>BIRTHDATE: DECEMBER 4, 1972</b>				
-----------------------	--	--	------------------------------------	--	--	---------------	--	--	---------------	--	--	----------------	--	--	------------------------------------	--	--	--	--

**ACQUIRED:** 1994 NBA Draft (2nd Round/30th overall).

**DEPARTED:** Released on Feb. 13, 1995.

YEAR	G-GS	MIN	FG	FGA	PCT	FT	FTA	PCT	OR	DR	TOT	A	PF-D	STL	TO	BLK	PTS	AVG
94-95	34-4	496	37	105	.352	31	40	.775	10	32	42	77	78-0	18	42	5	113	3.3

Three-point FG: 8-32 (.250)

<b>ELLINGTON, WAYNE</b>			<b>COLLEGE: NORTH CAROLINA '09</b>			<b>NO: 22</b>			<b>POS: G</b>			<b>HT: 6-4</b>			<b>BIRTHDATE: NOVEMBER 29, 1987</b>				
-------------------------	--	--	------------------------------------	--	--	---------------	--	--	---------------	--	--	----------------	--	--	-------------------------------------	--	--	--	--

**ACQUIRED:** 2009 NBA Draft.

**DEPARTED:** Traded to the Memphis Grizzlies on July 24, 2012 in exchange for Dante Cunningham

YEAR	G-GS	MIN	FG	FGA	PCT	FT	FTA	PCT	OR	DR	TOT	A	PF-D	STL	TO	BLK	PTS	AVG
09-10	76-1	1384	190	448	.424	61	70	.871	33	126	159	74	72-1	20	74	5	505	6.6
10-11	62-8	1181	160	397	.403	42	53	.792	26	82	108	72	85-1	28	53	3	410	6.6
11-12	51-4	973	122	302	.404	32	40	.800	14	85	99	33	56-0	26	26	10	311	6.1
TOTAL	189-13	3538	472	1147	.412	135	163	.828	73	293	366	179	213-2	74	153	18	1226	6.5

Three-point FG: 09-10, 64-162 (.395); 10-11, 48-121 (.397); 11-12, 35-108 (.324). Total: 147-391 (.376)

<b>ELLIS, LAPHONSO</b>			<b>COLLEGE: NOTRE DAME '92</b>			<b>NO: 3</b>			<b>POS: F</b>			<b>HT: 6-8</b>			<b>BIRTHDATE: MAY 5, 1970</b>				
------------------------	--	--	--------------------------------	--	--	--------------	--	--	---------------	--	--	----------------	--	--	-------------------------------	--	--	--	--

**ACQUIRED:** Signed as a free agent on Oct. 4, 2000.

**DEPARTED:** Unrestricted free agent on July 1, 2001.

YEAR	G-GS	MIN	FG	FGA	PCT	FT	FTA	PCT	OR	DR	TOT	A	PF-D	STL	TO	BLK	PTS	AVG
00-01	82-5	1948	298	642	.464	169	214	.790	199	295	494	93	290-7	67	108	74	772	9.4

Three-point FG: 7-22 (.318)

### PLAYOFFS

YEAR	G-GS	MIN	FG	FGA	PCT	FT	FTA	PCT	OR	DR	TOT	A	PF-D	STL	TO	BLK	PTS	AVG
00-01	4-0	77	9	23	.391	6	8	.750	7	7	14	0	13-0	1	5	3	24	6.0

Three-point FG: 0-1 (.000)

<b>EVANS, BRIAN</b>			<b>COLLEGE: INDIANA '92</b>			<b>NO: 11</b>			<b>POS: F</b>			<b>HT: 6-8</b>			<b>BIRTHDATE: SEPTEMBER 13, 1973</b>				
---------------------	--	--	-----------------------------	--	--	---------------	--	--	---------------	--	--	----------------	--	--	--------------------------------------	--	--	--	--

**ACQUIRED:** From New Jersey with Terrell Brandon (from Milwaukee) in a three-team trade for Stephon Marbury, Chris Carr, Bill Curley (to New Jersey) and Paul Grant (to Milwaukee) on March 11, 1999.

**DEPARTED:** Released on March 26, 1999.

YEAR	G-GS	MIN	FG	FGA	PCT	FT	FTA	PCT	OR	DR	TOT	A	PF-D	STL	TO	BLK	PTS	AVG
98-99	5-0	24	2	10	.200	0	0	---	2	0	2	1	1-0	2	0	0	4	0.8

Three-point FG: 0-1 (.000)



## FORMER PLAYER STATS

EVANS, MAURICE			COLLEGE: TEXAS '01			NO: 1			POS: G			HT: 6-5			BIRTHDATE: NOVEMBER 8, 1978				
----------------	--	--	--------------------	--	--	-------	--	--	--------	--	--	---------	--	--	-----------------------------	--	--	--	--

ACQUIRED: Signed as a free agent on July 23, 2001.

DEPARTED: Released on Oct. 24, 2002.

YEAR	G-GS	MIN	FG	FGA	PCT	FT	FTA	PCT	OR	DR	TOT	A	PF-D	STL	TO	BLK	PTS	AVG
01-02	10-0	45	9	19	.474	3	4	.750	3	1	4	4	9-0	0	2	0	21	2.1

Three-point FG: 0-3 (.000)

FLYNN, JONNY			COLLEGE: SYRACUSE '09			NO: 10			POS: G			HT: 6-0			BIRTHDATE: FEBRUARY 6, 1989				
--------------	--	--	-----------------------	--	--	--------	--	--	--------	--	--	---------	--	--	-----------------------------	--	--	--	--

ACQUIRED: 2009 NBA Draft (1st Round/6th overall).

DEPARTED: Traded to Houston with the draft rights to Donatas Motiejunas and a future second-round pick for Brad Miller, the draft rights to Nikola Mirotic and Chandler Parsons and a future first-round pick on June 24, 2011.

YEAR	G-GS	MIN	FG	FGA	PCT	FT	FTA	PCT	OR	DR	TOT	A	PF-D	STL	TO	BLK	PTS	AVG
09-10	81-81	2339	397	952	.417	223	270	.826	24	167	191	356	98-0	82	233	2	1094	13.5
10-11	53-8	983	108	296	.365	32	42	.762	12	65	77	182	58-0	34	113	3	279	5.3
TOTAL	134-89	3322	505	1248	.405	255	312	.817	36	232	268	538	156-0	116	346	5	1373	10.2

Three-point FG: 09-10, 77-215 (.346); 10-11, 31-100 (.310). Total, 108-315 (.343)

FOSTER, GREG			COLLEGE: TEXAS-EL PASO '90			NO: 44			POS: F			HT: 6-11			BIRTHDATE: OCTOBER 3, 1968				
--------------	--	--	----------------------------	--	--	--------	--	--	--------	--	--	----------	--	--	----------------------------	--	--	--	--

ACQUIRED: Signed as a free agent on Dec. 16, 1994.

DEPARTED: Unrestricted free agent on July 1, 1995.

YEAR	G-GS	MIN	FG	FGA	PCT	FT	FTA	PCT	OR	DR	TOT	A	PF-D	STL	TO	BLK	PTS	AVG
94-95	61-0	845	109	232	.470	56	80	.700	67	138	205	23	129-0	13	54	20	281	4.6

Three-point FG: 7-23 (.304)

FOYE, RANDY			COLLEGE: VILLANOVA '06			NO: 4			POS: G			HT: 6-4			BIRTHDATE: SEPTEMBER 24, 1983				
-------------	--	--	------------------------	--	--	-------	--	--	--------	--	--	---------	--	--	-------------------------------	--	--	--	--

ACQUIRED: From Portland in exchange for the draft rights to Brandon Roy on June 28, 2006.

DEPARTED: Traded to Washington with Mike Miller for Oleksiy Pecherov, Darius Songaila and Etan Thomas on June 24, 2009.

YEAR	G-GS	MIN	FG	FGA	PCT	FT	FTA	PCT	OR	DR	TOT	A	PF-D	STL	TO	BLK	PTS	AVG
06-07	82-12	1879	300	691	.434	164	192	.854	49	169	218	232	184-1	53	152	21	832	10.1
07-08	39-31	1259	198	462	.429	53	65	.815	13	115	128	164	102-1	36	79	3	510	13.1
08-09	70-61	2494	399	981	.407	230	272	.846	34	180	214	303	201-3	72	150	26	1139	16.3
TOTAL	191-104	5632	897	2134	.420	447	529	.845	96	464	560	699	487-5	161	381	50	2481	13.0

Three-point FG: 06-07, 68-185 (.368); 07-08, 61-148 (.412); 08-09, 111-308 (.360). Total, 240-641 (.374)

FRAHM, RICHIE			COLLEGE: GONZAGA '00			NO: 24			POS: G			HT: 6-3			BIRTHDATE: AUGUST 14, 1977				
---------------	--	--	----------------------	--	--	--------	--	--	--------	--	--	---------	--	--	----------------------------	--	--	--	--

ACQUIRED: Signed as a free agent on Sept. 25, 2005.

DEPARTED: Released on March 16, 2006.

YEAR	G-GS	MIN	FG	FGA	PCT	FT	FTA	PCT	OR	DR	TOT	A	PF-D	STL	TO	BLK	PTS	AVG
05-06	25-0	225	24	65	.369	3	5	.600	3	20	23	15	22-0	3	4	2	66	2.6

Three-point FG: 15-48 (.313)

FRANK, TELLIS			COLLEGE: WESTERN KENTUCKY '87			NO: 32/30			POS: F			HT: 6-10			BIRTHDATE: APRIL 26, 1965				
---------------	--	--	-------------------------------	--	--	-----------	--	--	--------	--	--	----------	--	--	---------------------------	--	--	--	--

ACQUIRED: Signed as a free agent on Oct. 4, 1991 ; Signed as a free agent on Aug. 30, 1993.

DEPARTED: Released on Nov. 29, 1991 ; Unrestricted free agent on July 1, 1994.

YEAR	G-GS	MIN	FG	FGA	PCT	FT	FTA	PCT	OR	DR	TOT	A	PF-D	STL	TO	BLK	PTS	AVG
91-92	10-0	140	18	33	.545	10	15	.667	8	18	26	8	24-0	5	5	4	46	4.6
93-94	67-11	959	67	167	.419	54	76	.711	83	157	240	57	163-1	35	49	35	188	2.8
TOTAL	77-11	1099	85	200	.425	64	91	.703	91	175	266	65	187-1	40	54	39	234	3.0

Three-point FG: 93-94, 0-2 (.000)





## FORMER PLAYER STATS

<b>GAINES, SUNDIATA</b>			<b>COLLEGE: GEORGIA '08</b>			<b>NO: 1</b>			<b>POS: G</b>			<b>HT: 6-1</b>			<b>BIRTHDATE: APRIL 18, 1986</b>			
-------------------------	--	--	-----------------------------	--	--	--------------	--	--	---------------	--	--	----------------	--	--	----------------------------------	--	--	--

**ACQUIRED:** Signed as a free agent on Nov. 12, 2010.

**DEPARTED:** Waived on Jan. 4, 2011.

YEAR	G-GS	MIN	FG	FGA	PCT	FT	FTA	PCT	OR	DR	TOT	A	PF-D	STL	TO	BLK	PTS	AVG
10-11	8-0	65	7	22	.318	5	10	.500	1	5	6	6	4-0	3	6	0	21	2.6
Three-point FG: 2-6 (.333)																		

<b>GARNETT, KEVIN</b>			<b>HIGH SCHOOL: FARRAGUT ACADEMY '95</b>			<b>NO: 21</b>			<b>POS: F</b>			<b>HT: 6-11</b>			<b>BIRTHDATE: MAY 19, 1976</b>			
-----------------------	--	--	--	--	--	---------------	--	--	---------------	--	--	-----------------	--	--	--------------------------------	--	--	--

**ACQUIRED:** 1995 NBA Draft (1st Round/5th overall); From Brooklyn for Thaddeus Young on Feb. 19, 2015.

**DEPARTED:** Traded to Boston for Al Jefferson, Ryan Gomes, Gerald Green, Theo Ratliff, Sebastian Telfair and two first round picks in the 2009 NBA Draft on July 31, 2007; Announced his retirement on Sept. 23, 2016.

YEAR	G-GS	MIN	FG	FGA	PCT	FT	FTA	PCT	OR	DR	TOT	A	PF-D	STL	TO	BLK	PTS	AVG
95-96	80-43	2293	361	735	.491	105	149	.705	175	326	501	145	189-2	86	110	131	835	10.4
96-97	77-77	2995	549	1100	.499	205	272	.754	190	428	618	236	199-2	105	175	163	1309	17.0
97-98	82-82	3222	635	1293	.491	245	332	.738	222	564	786	348	224-1	139	192	150	1518	18.5
98-99	47-47	1780	414	900	.460	145	206	.704	166	323	489	202	152-5	78	135	83	977	20.8
99-00	81-81	3243	759	1526	.497	309	404	.765	223	733	956	401	205-1	120	268	126	1857	22.9
00-01	81-81	3202	704	1475	.477	357	467	.764	219	702	921	401	204-0	111	230	145	1784	22.0
01-02	81-81	3175	659	1401	.470	359	448	.801	243	738	981	422	184-0	96	229	126	1714	21.2
02-03	82-82	3321	743	1481	.502	377	502	.751	244	858	1102	495	199-0	113	229	129	1883	23.0
03-04	82-82	3231	804	1611	.499	368	465	.791	245	894	1139	409	202-1	120	212	178	1987	24.2
04-05	82-82	3121	683	1360	.502	445	549	.811	247	861	1108	466	207-0	121	222	112	1817	22.2
05-06	76-76	2957	626	1191	.526	396	489	.810	214	752	966	308	206-3	104	180	107	1656	21.8
06-07	76-76	2995	638	1341	.476	416	498	.835	183	792	975	313	184-2	89	205	126	1704	22.4
14-15	5-5	98	18	31	.581	2	4	.500	2	24	26	8	13-0	5	1	4	38	7.6
15-16	38-38	556	54	115	.470	14	21	.667	15	135	150	62	70-0	28	16	10	122	3.2
TOTALS	970-933	36189	7647	15560	.491	3743	4806	.779	2588	8130	10718	4216	3561-17	1315	2404	1590	19201	19.8

Three-point FG: 95-96, 8-28 (.286); 96-97, 6-21 (.286); 97-98, 3-16 (.188); 98-99, 4-14 (.286); 99-00, 30-81 (.370); 00-01, 19-66 (.288); 01-02, 37-116 (.319); 02-03, 20-71 (.282); 03-04, 11-43 (.256); 04-05, 6-25 (.240); 05-06, 8-30 (.267); 06-07, 12-56 (.214); 14-15, 0-1 (.000); 15-16, 0-1 (.000); Total, 164-569 (.288).

### PLAYOFFS

YEAR	G-GS	MIN	FG	FGA	PCT	FT	FTA	PCT	OR	DR	TOT	A	PF-D	STL	TO	BLK	PTS	AVG
96-97	3-3	125	24	51	.471	3	3	1.000	14	14	28	11	6-0	4	4	3	52	17.3
97-98	5-5	194	36	75	.480	7	9	.778	17	31	48	20	17-0	4	22	12	79	15.8
98-99	4-4	170	35	79	.443	17	23	.739	16	32	48	15	10-0	7	13	8	87	21.8
99-00	4-4	171	30	78	.385	13	16	.813	13	30	43	35	12-0	5	11	3	75	18.8
00-01	4-4	165	27	58	.466	30	36	.833	10	38	48	17	13-0	4	6	6	84	21.0
01-02	3-3	130	24	56	.429	23	32	.719	16	40	56	15	11-0	5	12	5	72	24.0
02-03	6-6	265	71	138	.514	17	28	.607	11	83	94	31	23-1	10	18	10	162	27.0
03-04	18-18	783	168	372	.452	97	125	.776	39	224	263	92	57-2	24	75	41	438	24.3
TOTAL	47-47	2003	415	907	.458	207	272	.761	136	492	628	236	149-3	63	161	88	1049	22.3

Three-point FG: 96-97, 1-1 (1.000); 97-98, 0-0; 98-99, 0-2 (.000); 99-00, 2-3 (.667); 00-01, 0-3 (.000); 01-02, 1-2 (.500); 02-03, 3-9 (.333); 03-04, 5-16 (.313); Total, 12-36 (.333).

<b>GARLAND, WINSTON</b>			<b>COLLEGE: SW MISSOURI STATE '87</b>			<b>NO: 22</b>			<b>POS: G</b>			<b>HT: 6-3</b>			<b>BIRTHDATE: DECEMBER 19, 1964</b>			
-------------------------	--	--	---------------------------------------	--	--	---------------	--	--	---------------	--	--	----------------	--	--	-------------------------------------	--	--	--

**ACQUIRED:** Signed as a free agent on Nov. 11, 1994.

**DEPARTED:** Unrestricted free agent on July 1, 1995.

YEAR	G-GS	MIN	FG	FGA	PCT	FT	FTA	PCT	OR	DR	TOT	A	PF-D	STL	TO	BLK	PTS	AVG
94-95	73-58	1931	170	410	.415	89	112	.795	48	120	168	318	184-1	71	105	13	448	6.1
Three-point FG: 19-75 (.253)																		



## FORMER PLAYER STATS

<b>GARRETT, DEAN</b>			<b>COLLEGE: INDIANA '88</b>			<b>NO: 22</b>		<b>POS: C</b>		<b>HT: 6-11</b>		<b>BIRTHDATE: NOVEMBER 27, 1966</b>				
----------------------	--	--	-----------------------------	--	--	---------------	--	---------------	--	-----------------	--	-------------------------------------	--	--	--	--

**ACQUIRED:** From Denver with Bobby Jackson in a three-team trade that also included Toronto. Sent Micheal Williams, the rights to Zeljko Rebraca, and a future first round pick to the Raptors on Jan. 21, 1999.

**DEPARTED:** Traded to Golden State with a second-round pick in the 2007 NBA Draft for Marc Jackson on Feb. 21, 2002.

YEAR	G-GS	MIN	FG	FGA	PCT	FT	FTA	PCT	OR	DR	TOT	A	PF-D	STL	TO	BLK	PTS	AVG
96-97	68-47	1665	223	389	.573	96	138	.696	149	346	495	38	158-1	40	34	95	542	8.0
98-99	49-37	1054	116	231	.502	38	51	.745	99	158	257	28	113-0	30	29	45	270	5.5
99-00	56-23	604	48	108	.444	18	26	.692	41	99	140	19	94-1	8	21	40	114	2.0
00-01	70-21	831	75	156	.481	27	39	.692	65	152	217	24	93-0	26	25	49	177	2.5
01-02	29-0	152	14	40	.350	0	3	.000	13	34	47	4	26-0	5	7	9	28	1.0
TOTAL	272-128	4306	476	924	.515	179	257	.696	367	789	1156	113	484-2	109	116	238	1131	4.2

### PLAYOFFS

YEAR	G-GS	MIN	FG	FGA	PCT	FT	FTA	PCT	OR	DR	TOT	A	PF-D	STL	TO	BLK	PTS	AVG
96-97	3-3	118	15	29	.517	8	10	.800	19	16	35	4	11-0	2	1	3	38	12.7
98-99	4-3	92	10	18	.556	2	5	.400	9	7	16	5	16-1	2	2	3	22	5.5
99-00	3-0	16	1	2	.500	1	2	.500	1	1	2	0	2-0	0	0	1	3	1.0
00-01	3-2	41	4	12	.333	5	6	.833	2	7	9	0	6-0	1	0	1	13	4.3
TOTAL	13-8	267	30	61	.492	16	23	.696	31	31	62	9	35-1	5	3	8	76	5.8

<b>GARRICK, TOM</b>			<b>COLLEGE: RHODE ISLAND '88</b>			<b>NO: 22</b>		<b>POS: G</b>		<b>HT: 6-2</b>		<b>BIRTHDATE: JULY 7, 1966</b>				
---------------------	--	--	----------------------------------	--	--	---------------	--	---------------	--	----------------	--	--------------------------------	--	--	--	--

**ACQUIRED:** Signed as a free agent on Dec. 16, 1991.

**DEPARTED:** Released on March 6, 1992.

YEAR	G-GS	MIN	FG	FGA	PCT	FT	FTA	PCT	OR	DR	TOT	A	PF-D	STL	TO	BLK	PTS	AVG
91-92	15-0	112	11	33	.333	6	8	.750	2	7	9	18	14-0	7	10	3	29	1.9

Three-point FG: 1-2 (.500)

<b>GELABALE, MICKAEL</b>			<b>COLLEGE: FRANCE '05</b>			<b>NO: 15</b>		<b>POS: F</b>		<b>HT: 6-7</b>		<b>BIRTHDATE: MAY 22, 1983</b>				
--------------------------	--	--	----------------------------	--	--	---------------	--	---------------	--	----------------	--	--------------------------------	--	--	--	--

**ACQUIRED:** Signed as a free agent on Jan. 19, 2013

**DEPARTED:** Waived on July 7, 2013.

YEAR	G-GS	MIN	FG	FGA	PCT	FT	FTA	PCT	OR	DR	TOT	A	PF-D	STL	TO	BLK	PTS	AVG
12-13	36-13	644	72	139	.518	21	24	.875	32	67	99	26	47	16	16	4	181	5.0

Three-point FG: 16-52 (.308)

<b>GEORGES-HUNT, MARCUS</b>			<b>COLLEGE: GEORGIA TECH '16</b>			<b>NO: 13</b>		<b>POS: G/F</b>		<b>HT: 6-5</b>		<b>BIRTHDATE: MARCH 28, 1994</b>				
-----------------------------	--	--	----------------------------------	--	--	---------------	--	-----------------	--	----------------	--	----------------------------------	--	--	--	--

**ACQUIRED:** Signed as a free agent on August 11, 2017.

**DEPARTED:** Unrestricted free agent on July 7, 2018.

YEAR	G-GS	MIN	FG	FGA	PCT	FT	FTA	PCT	OR	DR	TOT	A	PF-D	STL	TO	BLK	PTS	AVG
17-18	42-0	224	21	48	.438	13	21	.619	7	9	16	7	32-1	6	3	0	59	9.5

Three-point FG: 4-15 (.267)

### PLAYOFFS

YEAR	G-GS	MIN	FG	FGA	PCT	FT	FTA	PCT	OR	DR	TOT	A	PF-D	STL	TO	BLK	PTS	AVG
17-18	2-0	3	0	1	.000	0	0	---	1	0	1	0	0-0	0	0	0	0	0.0

<b>GILL, KENDALL</b>			<b>COLLEGE: ILLINOIS '90</b>			<b>NO: 9</b>		<b>POS: F/G</b>		<b>HT: 6-5</b>		<b>BIRTHDATE: MAY 25, 1968</b>				
----------------------	--	--	------------------------------	--	--	--------------	--	-----------------	--	----------------	--	--------------------------------	--	--	--	--

**ACQUIRED:** Signed as a free agent on Sept. 25, 2002.

**DEPARTED:** Unrestricted free agent on July 1, 2003.

YEAR	G-GS	MIN	FG	FGA	PCT	FT	FTA	PCT	OR	DR	TOT	A	PF-D	STL	TO	BLK	PTS	AVG
02-03	82-34	2068	286	677	.422	123	161	.764	51	197	248	156	176-2	78	108	15	714	8.7

Three-point FG: 19-59 (.322)

### PLAYOFFS

YEAR	G-GS	MIN	FG	FGA	PCT	FT	FTA	PCT	OR	DR	TOT	A	PF-D	STL	TO	BLK	PTS	AVG
02-03	6-0	118	10	27	.370	9	14	.643	6	7	13	7	12-1	4	4	1	31	5.2

Three-point FG: 2-4 (.500)



## FORMER PLAYER STATS

<b>GLASS, GERALD</b>			<b>COLLEGE: MISSISSIPPI '90</b>			<b>NO: 22 / 4</b>			<b>POS: G / F</b>			<b>HT: 6-6</b>			<b>BIRTHDATE: NOVEMBER 12, 1967</b>				
----------------------	--	--	---------------------------------	--	--	-------------------	--	--	-------------------	--	--	----------------	--	--	-------------------------------------	--	--	--	--

**ACQUIRED:** 1990 NBA Draft (1st Round/20th overall).

**DEPARTED:** Traded to Detroit with Mark Randall for Lance Blanks, Brad Sellers and a future second-round draft pick on Nov. 15, 1992.

YEAR	G-GS	MIN	FG	FGA	PCT	FT	FTA	PCT	OR	DR	TOT	A	PF-D	STL	TO	BLK	PTS	AVG
90-91	51-3	606	149	340	.438	52	76	.684	54	48	102	42	76-2	28	41	9	352	6.9
91-92	75-41	1822	383	871	.440	77	125	.616	107	153	260	175	171-0	66	103	30	859	11.5
92-93	4-0	71	8	27	.296	4	6	.667	1	2	3	9	6-0	3	5	0	20	5.0
<b>TOTAL</b>	<b>130-44</b>	<b>2499</b>	<b>540</b>	<b>1238</b>	<b>.436</b>	<b>133</b>	<b>207</b>	<b>.643</b>	<b>162</b>	<b>203</b>	<b>365</b>	<b>226</b>	<b>253-2</b>	<b>97</b>	<b>149</b>	<b>39</b>	<b>1231</b>	<b>9.5</b>

Three-point FG: 90-91, 2-17 (.118); 91-92, 16-54 (.296); 92-93, 0-2 (.000). Total, 18-73 (.247)

<b>GODFREAD, DAN</b>			<b>COLLEGE: EVANSVILLE '90</b>			<b>NO: 52</b>			<b>POS: F</b>			<b>HT: 6-10</b>			<b>BIRTHDATE: JUNE 14, 1967</b>				
----------------------	--	--	--------------------------------	--	--	---------------	--	--	---------------	--	--	-----------------	--	--	---------------------------------	--	--	--	--

**ACQUIRED:** Signed as a free agent on Dec. 29, 1990.

**DEPARTED:** Released on Oct. 28, 1991.

YEAR	G-GS	MIN	FG	FGA	PCT	FT	FTA	PCT	OR	DR	TOT	A	PF-D	STL	TO	BLK	PTS	AVG
90-91	10-0	20	5	12	.417	3	4	.750	0	2	2	0	5-0	1	0	4	13	1.3

Three-point FG: 0-1 (.000)

<b>GOLDWIRE, ANTHONY</b>			<b>COLLEGE: HOUSTON '94</b>			<b>NO: 5</b>			<b>POS: G</b>			<b>HT: 6-1</b>			<b>BIRTHDATE: SEPTEMBER 6, 1971</b>				
--------------------------	--	--	-----------------------------	--	--	--------------	--	--	---------------	--	--	----------------	--	--	-------------------------------------	--	--	--	--

**ACQUIRED:** Signed as a free agent on Jan. 7, 2004.

**DEPARTED:** Waived on Jan. 26, 2004.

YEAR	G-GS	MIN	FG	FGA	PCT	FT	FTA	PCT	OR	DR	TOT	A	PF-D	STL	TO	BLK	PTS	AVG
03-04	5-0	66	5	14	.357	1	1	1.000	1	5	6	10	5-0	3	2	0	13	2.6

Three-point FG: 2-6 (.333)

<b>GOMES, RYAN</b>			<b>COLLEGE: PROVIDENCE '05</b>			<b>NO: 8</b>			<b>POS: F</b>			<b>HT: 6-7</b>			<b>BIRTHDATE: SEPTEMBER 1, 1982</b>				
--------------------	--	--	--------------------------------	--	--	--------------	--	--	---------------	--	--	----------------	--	--	-------------------------------------	--	--	--	--

**ACQUIRED:** From Boston with Gerald Green, Al Jefferson, Theo Ratliff, Sebastian Telfair and two future first-round picks for Kevin Garnett on July 31, 2007.

**DEPARTED:** Traded to Portland with the draft rights to Luke Babbitt for Martell Webster on June 24, 2010.

YEAR	G-GS	MIN	FG	FGA	PCT	FT	FTA	PCT	OR	DR	TOT	A	PF-D	STL	TO	BLK	PTS	AVG
07-08	82-74	2434	392	857	.457	190	229	.830	133	342	475	145	154-0	65	96	10	1033	12.6
08-09	82-76	2614	420	974	.431	146	181	.807	106	286	392	135	183-1	63	128	22	1092	13.3
09-10	76-64	2210	327	732	.447	104	126	.825	76	272	348	124	155-0	62	95	16	832	10.9
<b>TOTAL</b>	<b>240-214</b>	<b>7258</b>	<b>1139</b>	<b>2563</b>	<b>.444</b>	<b>440</b>	<b>536</b>	<b>.821</b>	<b>315</b>	<b>900</b>	<b>1215</b>	<b>404</b>	<b>492-1</b>	<b>190</b>	<b>319</b>	<b>48</b>	<b>2957</b>	<b>12.3</b>

Three-point FG: 07-08, 59-179 (.330); 08-09, 106-285 (.372); 09-10, 74-199 (.372). Total 239-663 (.360)

<b>GRANT, PAUL</b>			<b>COLLEGE: WISCONSIN '97</b>			<b>NO: 40</b>			<b>POS: C</b>			<b>HT: 7-0</b>			<b>BIRTHDATE: JANUARY 6, 1974</b>				
--------------------	--	--	-------------------------------	--	--	---------------	--	--	---------------	--	--	----------------	--	--	-----------------------------------	--	--	--	--

**ACQUIRED:** 1997 NBA Draft (1st Round/20th overall).

**DEPARTED:** Traded to Milwaukee in a three-team trade with Stephon Marbury, Chris Carr and Bill Curley (to New Jersey) for Terrell Brandon and Brian Evans on March 11, 1999.

YEAR	G-GS	MIN	FG	FGA	PCT	FT	FTA	PCT	OR	DR	TOT	A	PF-D	STL	TO	BLK	PTS	AVG
98-99	4-0	8	1	4	.250	0	0	---	1	0	1	0	4-0	0	1	0	2	0.5

<b>GREEN, GERALD</b>			<b>HIGH SCHOOL: GULF SHORES ACADEMY</b>			<b>NO: 15</b>			<b>POS: F</b>			<b>HT: 6-8</b>			<b>BIRTHDATE: JANUARY 26, 1986</b>				
----------------------	--	--	---	--	--	---------------	--	--	---------------	--	--	----------------	--	--	------------------------------------	--	--	--	--

**ACQUIRED:** From Boston with Al Jefferson, Ryan Gomes, Theo Ratliff, Sebastian Telfair and two future first-round picks for Kevin Garnett on July 31, 2007.

**DEPARTED:** Traded to Houston for Kirk Snyder, a future second-round pick and cash considerations on Feb. 21, 2008.

YEAR	G-GS	MIN	FG	FGA	PCT	FT	FTA	PCT	OR	DR	TOT	A	PF-D	STL	TO	BLK	PTS	AVG
07-08	29-0	358	49	148	.331	34	41	.829	11	51	62	29	43-0	8	32	4	147	5.1

Three-point FG: 15-39 (.385)



## FORMER PLAYER STATS

<b>GRIFFIN, EDDIE</b>			<b>COLLEGE: SETON HALL '01</b>			<b>NO: 41</b>		<b>POS: F</b>		<b>HT: 6-10</b>		<b>BIRTHDATE: MAY 30, 1982</b>					
-----------------------	--	--	--------------------------------	--	--	---------------	--	---------------	--	-----------------	--	--------------------------------	--	--	--	--	--

**ACQUIRED:** Signed as a free agent on October 5, 2004.

**DEPARTED:** Released on March 13, 2007.

YEAR	G-GS	MIN	FG	FGA	PCT	FT	FTA	PCT	OR	DR	TOT	A	PF-D	STL	TO	BLK	PTS	AVG
04-05	70-0	1492	202	522	.387	56	78	.718	128	325	453	53	120-1	23	55	118	527	7.5
05-06	70-27	1359	130	370	.351	44	74	.595	107	282	389	40	125-0	13	43	148	320	4.6
06-07	13-0	92	7	27	.259	4	5	.800	7	18	25	4	8-0	0	6	7	18	1.4
<b>TOTAL</b>	<b>153-27</b>	<b>2943</b>	<b>339</b>	<b>919</b>	<b>.369</b>	<b>104</b>	<b>157</b>	<b>.662</b>	<b>242</b>	<b>625</b>	<b>867</b>	<b>97</b>	<b>253-1</b>	<b>36</b>	<b>104</b>	<b>273</b>	<b>865</b>	<b>5.7</b>

Three-point FG: 04-05, 67-204 (.328); 05-06, 16-82 (.195); 06-07, 0-1 (.000). TOTAL, 83-287 (.289)

<b>GUGLIOTTA, TOM</b>			<b>COLLEGE: NORTH CAROLINA STATE '92</b>			<b>NO: 24</b>		<b>POS: F</b>		<b>HT: 6-10</b>		<b>BIRTHDATE: DECEMBER 19, 1969</b>					
-----------------------	--	--	--	--	--	---------------	--	---------------	--	-----------------	--	-------------------------------------	--	--	--	--	--

**ACQUIRED:** From Golden State for Donyell Marshall on Feb. 18, 1995.

**DEPARTED:** Unrestricted free agent on July 1, 1998.

YEAR	G-GS	MIN	FG	FGA	PCT	FT	FTA	PCT	OR	DR	TOT	A	PF-D	STL	TO	BLK	PTS	AVG
94-95	31-17	1018	162	357	.454	93	122	.762	49	173	222	139	86-0	61	81	28	445	14.4
95-96	78-78	2835	473	1004	.471	289	374	.773	176	514	690	238	265-1	139	234	96	1261	16.2
96-97	81-81	3131	592	1339	.442	464	566	.820	187	515	702	335	237-3	130	293	89	1672	20.6
97-98	41-41	1582	319	635	.502	183	223	.821	106	250	356	167	102-0	61	109	22	823	20.1
<b>TOTAL</b>	<b>231-217</b>	<b>8566</b>	<b>1546</b>	<b>3335</b>	<b>.464</b>	<b>1029</b>	<b>1285</b>	<b>.801</b>	<b>518</b>	<b>1452</b>	<b>1970</b>	<b>879</b>	<b>690-4</b>	<b>391</b>	<b>717</b>	<b>235</b>	<b>4201</b>	<b>18.2</b>

Three-point FG: 94-95, 28-88 (.318); 95-96, 26-86 (.302); 96-97, 24-93 (.258); 97-98, 2-17 (.118). Total, 80-284 (.282)

### PLAYOFFS

YEAR	G-GS	MIN	FG	FGA	PCT	FT	FTA	PCT	OR	DR	TOT	A	PF-D	STL	TO	BLK	PTS	AVG
96-97	3-3	121	23	52	.442	6	10	.600	2	14	16	13	13-0	7	6	2	55	18.3

Three-point FG: 3-4 (.750)

<b>GUIBERT, ANDRES</b>			<b>HIGH SCHOOL: MANUEL FAJARDO (CUBA)</b>			<b>NO: 51</b>		<b>POS: F</b>		<b>HT: 6-10</b>		<b>BIRTHDATE: OCTOBER 28, 1968</b>					
------------------------	--	--	---	--	--	---------------	--	---------------	--	-----------------	--	------------------------------------	--	--	--	--	--

**ACQUIRED:** Signed as a free agent on April 13, 1994.

**DEPARTED:** Selected in 1995 Expansion Draft by Toronto on June 24, 1995.

YEAR	G-GS	MIN	FG	FGA	PCT	FT	FTA	PCT	OR	DR	TOT	A	PF-D	STL	TO	BLK	PTS	AVG
93-94	5-0	33	6	20	.300	3	6	.500	10	6	16	2	6-0	0	6	1	15	3.0
94-95	17-0	167	16	47	.340	13	19	.684	16	29	45	10	29-0	8	12	1	45	2.6
<b>TOTAL</b>	<b>22-0</b>	<b>200</b>	<b>22</b>	<b>67</b>	<b>.328</b>	<b>16</b>	<b>25</b>	<b>.640</b>	<b>26</b>	<b>35</b>	<b>61</b>	<b>12</b>	<b>35-0</b>	<b>8</b>	<b>18</b>	<b>2</b>	<b>60</b>	<b>2.7</b>

Three-point FG: 94-95, 0-4 (.000). Total, 0-4 (.000)

<b>HAMILTON, JUSTIN</b>			<b>COLLEGE: LSU '12</b>			<b>NO: 41</b>		<b>POS: C</b>		<b>HT: 7-0</b>		<b>BIRTHDATE: APRIL 1, 1990</b>					
-------------------------	--	--	-------------------------	--	--	---------------	--	---------------	--	----------------	--	---------------------------------	--	--	--	--	--

**ACQUIRED:** Claimed on waivers from the New Orleans Pelicans on Mar. 5, 2015.

**DEPARTED:** Unrestricted free agent on July 1, 2015.

YEAR	G-GS	MIN	FG	FGA	PCT	FT	FTA	PCT	OR	DR	TOT	A	PF-D	STL	TO	BLK	PTS	AVG
14-15	17-9	423	58	113	.513	33	40	.825	33	53	86	24	37-0	19	18	25	153	9.0

Three-point FG: 14-15, 4-12 (.333).





## FORMER PLAYER STATS

<b>HAMMONDS, TOM</b>			<b>COLLEGE: GEORGIA TECH '89</b>			<b>NO: 20</b>			<b>POS: F</b>			<b>HT: 6-9</b>			<b>BIRTHDATE: MARCH 27, 1967</b>				
----------------------	--	--	----------------------------------	--	--	---------------	--	--	---------------	--	--	----------------	--	--	----------------------------------	--	--	--	--

**ACQUIRED:** Signed as a free agent on Nov. 25, 1997.

**DEPARTED:** Retired on Oct. 2, 2001.

YEAR	G-GS	MIN	FG	FGA	PCT	FT	FTA	PCT	OR	DR	TOT	A	PF-D	STL	TO	BLK	PTS	AVG
97-98	57-2	1140	127	246	.516	92	132	.697	100	171	271	36	127-1	15	48	17	346	6.1
98-99	49-0	716	82	179	.458	48	75	.640	54	82	136	20	88-1	8	32	7	212	4.3
99-00	56-0	372	42	97	.433	33	56	.589	34	67	101	10	55-0	8	21	3	117	2.1
00-01	7-0	30	3	10	.300	1	2	.500	2	2	4	1	8-1	0	3	0	7	1.0
<b>TOTAL</b>	<b>169-2</b>	<b>2258</b>	<b>254</b>	<b>532</b>	<b>.477</b>	<b>174</b>	<b>265</b>	<b>.657</b>	<b>186</b>	<b>322</b>	<b>508</b>	<b>67</b>	<b>278-3</b>	<b>31</b>	<b>104</b>	<b>27</b>	<b>682</b>	<b>4.0</b>

Three-point FG: 97-98, 0-1 (.000)

### PLAYOFFS

YEAR	G-GS	MIN	FG	FGA	PCT	FT	FTA	PCT	OR	DR	TOT	A	PF-D	STL	TO	BLK	PTS	AVG
97-98	5-1	113	12	28	.429	12	16	.750	10	12	22	2	18-0	0	4	1	36	7.2
98-99	4-0	18	0	0	----	4	4	1.000	0	2	2	0	4-0	0	4	0	4	1.0
99-00	1-0	2	0	0	----	0	0	----	0	0	0	0	0-0	0	0	0	0	0.0
<b>TOTAL</b>	<b>10-1</b>	<b>133</b>	<b>12</b>	<b>28</b>	<b>.429</b>	<b>16</b>	<b>20</b>	<b>.800</b>	<b>10</b>	<b>20</b>	<b>24</b>	<b>2</b>	<b>22-0</b>	<b>2</b>	<b>8</b>	<b>1</b>	<b>40</b>	<b>4.0</b>

<b>HART, JASON</b>			<b>COLLEGE: SYRACUSE '00</b>			<b>NO: 6</b>			<b>POS: G</b>			<b>HT: 6-3</b>			<b>BIRTHDATE: APRIL 29, 1978</b>				
--------------------	--	--	------------------------------	--	--	--------------	--	--	---------------	--	--	----------------	--	--	----------------------------------	--	--	--	--

**ACQUIRED:** Signed as a free agent on Sept. 28, 2009.

**DEPARTED:** Traded to Phoenix for Alando Tucker, a future second-round pick and cash considerations on Dec. 29, 2009.

YEAR	G-GS	MIN	FG	FGA	PCT	FT	FTA	PCT	OR	DR	TOT	A	PF-D	STL	TO	BLK	PTS	AVG
09-10	1-0	5	0	1	.000	0	0	---	0	0	0	1	0-0	1	0	0	0	0.0

<b>HASSELL, TRENTON</b>			<b>COLLEGE: AUSTIN PEAY '01</b>			<b>NO: 23</b>			<b>POS: G</b>			<b>HT: 6-5</b>			<b>BIRTHDATE: MARCH 4, 1979</b>				
-------------------------	--	--	---------------------------------	--	--	---------------	--	--	---------------	--	--	----------------	--	--	---------------------------------	--	--	--	--

**ACQUIRED:** Signed as a free agent on Oct. 29, 2003.

**DEPARTED:** Traded to Dallas in exchange for Greg Buckner on Sept. 28, 2007.

YEAR	G-GS	MIN	FG	FGA	PCT	FT	FTA	PCT	OR	DR	TOT	A	PF-D	STL	TO	BLK	PTS	AVG
03-04	81-74	2264	177	381	.465	48	61	.787	68	189	257	133	200-1	36	46	54	406	5.0
04-05	82-51	2068	225	475	.474	90	114	.789	80	139	219	128	200-1	30	64	30	541	6.6
05-06	77-67	2514	286	616	.464	131	176	.744	82	134	216	203	201-3	43	124	29	710	9.2
06-07	76-68	2223	217	443	.490	72	92	.783	83	160	243	203	144-1	22	80	26	512	6.7
<b>TOTAL</b>	<b>316-260</b>	<b>9069</b>	<b>905</b>	<b>1915</b>	<b>.473</b>	<b>341</b>	<b>443</b>	<b>.770</b>	<b>313</b>	<b>622</b>	<b>935</b>	<b>667</b>	<b>745-6</b>	<b>131</b>	<b>314</b>	<b>139</b>	<b>2169</b>	<b>6.9</b>

Three-point FG: 03-04, 4-13 (.308); 04-05, 1-11 (.091); 05-06, 7-23 (.304); 06-07, 6-25 (.240). Total, 18-72 (.250)

### PLAYOFFS

YEAR	G-GS	MIN	FG	FGA	PCT	FT	FTA	PCT	OR	DR	TOT	A	PF-D	STL	TO	BLK	PTS	AVG
03-04	18-18	472	62	119	.521	13	16	.813	21	23	44	27	42-0	10	16	7	138	7.7

Three-point FG: 1-2 (.500)

<b>HAYWARD, LAZAR</b>			<b>COLLEGE: MARQUETTE</b>			<b>NO: 32</b>			<b>POS: F</b>			<b>HT: 6-6</b>			<b>BIRTHDATE: NOVEMBER 26, 1986</b>				
-----------------------	--	--	---------------------------	--	--	---------------	--	--	---------------	--	--	----------------	--	--	-------------------------------------	--	--	--	--

**ACQUIRED:** Via trade on June 24, 2010 from Washington ; Signed as a free agent on Jan. 8, 2013

**DEPARTED:** Traded to Oklahoma City on Dec. 13 ; Waived on Jan. 18, 2013

YEAR	G-GS	MIN	FG	FGA	PCT	FT	FTA	PCT	OR	DR	TOT	A	PF-D	STL	TO	BLK	PTS	AVG
10-11	42-0	419	55	154	.357	33	42	.786	23	47	70	28	44-0	12	19	7	160	3.8
12-13	4-0	31	2	10	.200	6	6	1.000	0	4	4	3	3-0	2	0	0	10	2.5
<b>TOTAL</b>	<b>46-0</b>	<b>450</b>	<b>57</b>	<b>164</b>	<b>.348</b>	<b>39</b>	<b>48</b>	<b>.813</b>	<b>23</b>	<b>51</b>	<b>74</b>	<b>31</b>	<b>44-0</b>	<b>14</b>	<b>19</b>	<b>7</b>	<b>170</b>	<b>3.7</b>

Three-point FG: 10-11, 17-60 (.283); 12-13, 0-4 (.000). Total, 17-64 (.266)



## FORMER PLAYER STATS

<b>HEAL, SHANE</b>			<b>HIGH SCHOOL: UPPER YARRA (AUSTRALIA)</b>			<b>NO: 10</b>			<b>POS: G</b>			<b>HT: 6-0</b>			<b>BIRTHDATE: SEPTEMBER 6, 1970</b>				
--------------------	--	--	---	--	--	---------------	--	--	---------------	--	--	----------------	--	--	-------------------------------------	--	--	--	--

**ACQUIRED:** Signed as a free agent on Sept. 18, 1996.

**DEPARTED:** Released on Oct. 30, 1997.

YEAR	G-GS	MIN	FG	FGA	PCT	FT	FTA	PCT	OR	DR	TOT	A	PF-D	STL	TO	BLK	PTS	AVG
96-97	43-0	236	26	97	.268	3	5	.600	2	16	18	33	20-0	3	17	3	75	1.7

Three-point FG: 20-65 (.308)

PLAYOFFS

YEAR	G-GS	MIN	FG	FGA	PCT	FT	FTA	PCT	OR	DR	TOT	A	PF-D	STL	TO	BLK	PTS	AVG
96-97	2-0	3	2	2	1.000	0	0	----	0	0	0	1	0-0	0	0	0	2	3.0

Three-point FG: 2-2 (1.000)

<b>HILL, JORDAN</b>			<b>COLLEGE: ARIZONA '09</b>			<b>NO: 27</b>			<b>POS: F/C</b>			<b>HT: 6-10</b>			<b>BIRTHDATE: JULY 27, 1987</b>				
---------------------	--	--	-----------------------------	--	--	---------------	--	--	-----------------	--	--	-----------------	--	--	---------------------------------	--	--	--	--

**ACQUIRED:** Signed as a free agent on July 20, 2016.

**DEPARTED:** Waived on June 26, 2017.

YEAR	G-GS	MIN	FG	FGA	PCT	FT	FTA	PCT	OR	DR	TOT	A	PF-D	STL	TO	BLK	PTS	AVG
16-17	7-0	47	5	13	.385	2	2	1.000	8	6	14	0	9-0	1	4	0	12	1.7

<b>HOIBERG, FRED</b>			<b>COLLEGE: IOWA STATE '95</b>			<b>NO: 32</b>			<b>POS: G</b>			<b>HT: 6-5</b>			<b>BIRTHDATE: OCTOBER 15, 1972</b>				
----------------------	--	--	--------------------------------	--	--	---------------	--	--	---------------	--	--	----------------	--	--	------------------------------------	--	--	--	--

**ACQUIRED:** Signed as a free agent on July 28, 2003.

**DEPARTED:** Released on Aug. 15, 2005.

YEAR	G-GS	MIN	FG	FGA	PCT	FT	FTA	PCT	OR	DR	TOT	A	PF-D	STL	TO	BLK	PTS	AVG
03-04	79-3	1804	178	383	.465	98	116	.845	21	247	268	109	136-0	66	44	10	530	6.7
04-05	76-0	1272	139	284	.489	89	102	.873	32	149	181	85	105-0	50	20	15	437	5.8
TOTAL	155-3	3076	317	667	.475	187	218	.858	53	396	449	194	141-0	116	64	25	967	6.2

Three-point FG: 03-04, 76-172 (.442); 04-05, 70-145 (.483). Total, 146-317 (.461)

PLAYOFFS

YEAR	G-GS	MIN	FG	FGA	PCT	FT	FTA	PCT	OR	DR	TOT	A	PF-D	STL	TO	BLK	PTS	AVG
03-04	18-0	438	39	86	.453	15	16	.938	9	57	66	23	29-0	16	8	0	115	6.4

Three-point FG: 22-48 (.458)

<b>HOLLINS, RYAN</b>			<b>COLLEGE: UCLA '06</b>			<b>NO: 1</b>			<b>POS: C</b>			<b>HT: 7-0</b>			<b>BIRTHDATE: OCTOBER 10, 1984</b>				
----------------------	--	--	--------------------------	--	--	--------------	--	--	---------------	--	--	----------------	--	--	------------------------------------	--	--	--	--

**ACQUIRED:** Signed as a free agent on Aug. 10, 2009.

**DEPARTED:** Traded to Cleveland with Ramon Sessions and a future second-round pick for Sebastian Telfair and Delonte West on July 26, 2010.

YEAR	G-GS	MIN	FG	FGA	PCT	FT	FTA	PCT	OR	DR	TOT	A	PF-D	STL	TO	BLK	PTS	AVG
09-10	73-27	1223	169	303	.558	109	158	.690	79	128	207	51	199-3	19	95	38	447	6.1

Three-point 0-1 (.000)

<b>HOWARD, JOSH</b>			<b>COLLEGE: WAKE FORREST '03</b>			<b>NO: 5</b>			<b>POS: F/G</b>			<b>HT: 6-7</b>			<b>BIRTHDATE: APRIL 28, 1980</b>				
---------------------	--	--	----------------------------------	--	--	--------------	--	--	-----------------	--	--	----------------	--	--	----------------------------------	--	--	--	--

**ACQUIRED:** Signed as a free agent on Nov. 16, 2012.

**DEPARTED:** Waived on Dec. 20, 2012.

YEAR	G-GS	MIN	FG	FGA	PCT	FT	FTA	PCT	OR	DR	TOT	A	PF-D	STL	TO	BLK	PTS	AVG
12-13	11-4	207	31	77	.403	7	12	.583	9	27	36	4	18-0	10	10	3	74	6.7

Three-point 5-16 (.313)



## FORMER PLAYER STATS

<b>HUDSON, TROY</b>	<b>COLLEGE: SOUTHERN ILLINOIS '97</b>	<b>NO: 16</b>	<b>POS: G</b>	<b>HT: 6-1</b>	<b>BIRTHDATE: MARCH 13, 1976</b>
---------------------	---------------------------------------	---------------	---------------	----------------	----------------------------------

**ACQUIRED:** Signed as a free agent on Aug. 26, 2002.

**DEPARTED:** Released on Aug. 3, 2007.

YEAR	G-GS	MIN	FG	FGA	PCT	FT	FTA	PCT	OR	DR	TOT	A	PF-D	STL	TO	BLK	PTS	AVG
02-03	79-74	2600	409	956	.428	208	231	.900	42	141	183	452	160-1	60	182	7	1123	14.2
03-04	29-1	503	80	207	.386	27	33	.818	4	31	35	70	32-0	7	34	0	218	7.5
04-05	79-32	1729	266	664	.401	70	90	.778	19	86	105	283	121-0	27	113	6	691	8.7
05-06	36-0	800	127	333	.381	48	52	.923	8	36	44	106	55-0	12	40	4	342	9.5
06-07	34-6	554	74	195	.379	26	32	.813	8	40	48	73	23-0	14	40	2	202	5.9
<b>TOTAL</b>	<b>257-113</b>	<b>6186</b>	<b>956</b>	<b>2355</b>	<b>.406</b>	<b>379</b>	<b>438</b>	<b>.865</b>	<b>81</b>	<b>334</b>	<b>415</b>	<b>984</b>	<b>391-1</b>	<b>120</b>	<b>409</b>	<b>19</b>	<b>2576</b>	<b>10.0</b>

Three-point FG: 02-03, 97-266 (.365); 03-04, 31-77 (.403); 04-05, 89-258 (.345); 05-06, 40-101 (.396); 06-07, 28-80 (.350). Total, 285-782 (.365)

### PLAYOFFS

YEAR	G-GS	MIN	FG	FGA	PCT	FT	FTA	PCT	OR	DR	TOT	A	PF-D	STL	TO	BLK	PTS	AVG
02-03	6-6	221	44	106	.415	36	38	.947	1	11	12	33	5-0	8	16	0	141	23.5

Three-point FG: 17-39 (.436)

<b>HUMMEL, ROBBIE</b>	<b>COLLEGE: PURDUE '12</b>	<b>NO: 6/4</b>	<b>POS: F</b>	<b>HT: 6-8</b>	<b>BIRTHDATE: MARCH 8, 1989</b>
-----------------------	----------------------------	----------------	---------------	----------------	---------------------------------

**ACQUIRED:** 2012 NBA Draft (2nd round/58th overall).

**DEPARTED:** Unrestricted free agent on July 1, 2015.

YEAR	G-GS	MIN	FG	FGA	PCT	FT	FTA	PCT	OR	DR	TOT	A	PF-D	STL	TO	BLK	PTS	AVG
13-14	53-5	655	67	177	.379	15	16	.938	35	97	132	23	57-0	16	10	2	181	3.4
14-15	45-4	742	79	172	.459	24	29	.828	31	103	134	27	86-0	16	18	9	198	4.4
<b>TOTAL</b>	<b>98-9</b>	<b>1397</b>	<b>146</b>	<b>349</b>	<b>.418</b>	<b>39</b>	<b>45</b>	<b>.867</b>	<b>66</b>	<b>200</b>	<b>266</b>	<b>50</b>	<b>143-0</b>	<b>32</b>	<b>28</b>	<b>11</b>	<b>379</b>	<b>3.9</b>

Three-point FG: 13-14, 32-89 (.360); 14-15, 16-51 (.314). Total, 48-140 (.343)

<b>JACKSON, BOBBY</b>	<b>COLLEGE: MINNESOTA '97</b>	<b>NO: 24</b>	<b>POS: G</b>	<b>HT: 6-1</b>	<b>BIRTHDATE: MARCH 13, 1973</b>
-----------------------	-------------------------------	---------------	---------------	----------------	----------------------------------

**ACQUIRED:** Acquired: From Denver with Dean Garrett in a three-team trade that also included Toronto. Sent Micheal Williams, the rights to Zeljko Rebraca, and a future first round pick to the Raptors on Jan. 21, 1999.

**DEPARTED:** Unrestricted free agent on July 1, 2000.

YEAR	G-GS	MIN	FG	FGA	PCT	FT	FTA	PCT	OR	DR	TOT	A	PF-D	STL	TO	BLK	PTS	AVG
98-99	50-0	941	310	791	.392	149	183	.259	78	224	302	317	75-0	39	75	3	353	7.1
99-00	73-10	1034	140	346	.405	76	98	.776	50	103	153	172	114-0	48	58	7	369	5.1
<b>TOTAL</b>	<b>123-10</b>	<b>1975</b>	<b>450</b>	<b>1137</b>	<b>.396</b>	<b>225</b>	<b>281</b>	<b>.800</b>	<b>128</b>	<b>327</b>	<b>455</b>	<b>489</b>	<b>189</b>	<b>87</b>	<b>133</b>	<b>10</b>	<b>722</b>	<b>5.8</b>

Three-point FG: 98-99, 10-27 (.370); 99-00, 13-46 (.283). Total, 23-73 (.315)

### PLAYOFFS

YEAR	G-GS	MIN	FG	FGA	PCT	FT	FTA	PCT	OR	DR	TOT	A	PF-D	STL	TO	BLK	PTS	AVG
98-99	4-0	27	2	10	.200	0	0	----	1	3	4	2	3-0	0	2	0	4	1.0
99-00	3-0	30	4	8	.500	6	6	1.000	0	5	5	4	4-0	2	2	1	15	5.0
<b>TOTAL</b>	<b>7-0</b>	<b>57</b>	<b>6</b>	<b>18</b>	<b>.333</b>	<b>6</b>	<b>6</b>	<b>1.000</b>	<b>1</b>	<b>8</b>	<b>9</b>	<b>6</b>	<b>7-0</b>	<b>2</b>	<b>4</b>	<b>1</b>	<b>19</b>	<b>2.7T</b>

Three-point FG: 98-99, 0-3 (.000); 99-00, 1-3 (.333). Total, 1-6 (.167)

<b>JACKSON, MARC</b>	<b>COLLEGE: TEMPLE '97</b>	<b>NO: 25</b>	<b>POS: F/C</b>	<b>HT: 6-10</b>	<b>BIRTHDATE: JANUARY 16, 1975</b>
----------------------	----------------------------	---------------	-----------------	-----------------	------------------------------------

**ACQUIRED:** From Golden State for Dean Garrett and a second-round pick in the 2007 NBA Draft on Feb. 21, 2002.

**DEPARTED:** Traded to Philadelphia with Terrell Brandon (to Atlanta) in a four-team trade for Latrell Sprewell on July 23, 2003.

YEAR	G-GS	MIN	FG	FGA	PCT	FT	FTA	PCT	OR	DR	TOT	A	PF-D	STL	TO	BLK	PTS	AVG
01-02	22-0	326	38	99	.384	26	32	.813	31	54	85	7	44-0	6	18	3	102	4.6
02-03	77-0	1041	153	349	.438	114	149	.765	86	139	225	37	137-0	24	59	30	421	5.5
<b>TOTAL</b>	<b>99-0</b>	<b>1367</b>	<b>191</b>	<b>448</b>	<b>.426</b>	<b>140</b>	<b>181</b>	<b>.773</b>	<b>117</b>	<b>193</b>	<b>310</b>	<b>44</b>	<b>181-0</b>	<b>30</b>	<b>77</b>	<b>33</b>	<b>523</b>	<b>5.3</b>

Three-point FG: 01-02, 0-1 (.000); 02-03, 1-1 (1.000). Total, 1-2 (.500)

### PLAYOFFS

YEAR	G-GS	MIN	FG	FGA	PCT	FT	FTA	PCT	OR	DR	TOT	A	PF-D	STL	TO	BLK	PTS	AVG
01-02	1-0	1	0	0	---	0	0	---	0	0	0	0	1-0	0	0	0	0	0.0
02-03	6-0	110	17	32	.531	16	19	.842	10	23	33	8	19-0	2	9	1	50	8.3
<b>TOTAL</b>	<b>7-0</b>	<b>111</b>	<b>17</b>	<b>32</b>	<b>.531</b>	<b>16</b>	<b>19</b>	<b>.842</b>	<b>10</b>	<b>23</b>	<b>33</b>	<b>8</b>	<b>20-0</b>	<b>2</b>	<b>9</b>	<b>1</b>	<b>50</b>	<b>7.1</b>

Three-point FG: 02-03, 0-1 (.000)



## FORMER PLAYER STATS

<b>JACKSON, STANLEY</b>			<b>COLLEGE: ALABAMA-BIRMINGHAM '93</b>				<b>NO: 7</b>		<b>POS: G</b>		<b>HT: 6-3</b>		<b>BIRTHDATE: OCTOBER 14, 1970</b>					
-------------------------	--	--	--	--	--	--	--------------	--	---------------	--	----------------	--	------------------------------------	--	--	--	--	--

**ACQUIRED:** Signed as a free agent on Aug. 30, 1993.

**DEPARTED:** Unrestricted free agent on July 1, 1994.

YEAR	G-GS	MIN	FG	FGA	PCT	FT	FTA	PCT	OR	DR	TOT	A	PF-D	STL	TO	BLK	PTS	AVG
93-94	17-0	92	17	33	.515	3	3	1.000	12	15	27	16	13-0	5	10	0	38	2.2

Three-point FG: 1-5 (.200)

<b>JACOBSON, SAM</b>			<b>COLLEGE: MINNESOTA '98</b>				<b>NO: 9</b>		<b>POS: G/F</b>		<b>HT: 6-4</b>		<b>BIRTHDATE: JULY 22, 1975</b>					
----------------------	--	--	-------------------------------	--	--	--	--------------	--	-----------------	--	----------------	--	---------------------------------	--	--	--	--	--

**ACQUIRED:** Signed as a free agent on Oct. 17, 2000.

**DEPARTED:** Unrestricted free agent on July 1, 2001.

YEAR	G-GS	MIN	FG	FGA	PCT	FT	FTA	PCT	OR	DR	TOT	A	PF-D	STL	TO	BLK	PTS	AVG
00-01	14-0	59	9	18	.500	2	3	.667	3	3	6	4	19-0	3	0	0	20	1.4

<b>JAMES, MIKE</b>			<b>COLLEGE: DUQUESNE '98</b>				<b>NO: 13</b>		<b>POS: G</b>		<b>HT: 6-2</b>		<b>BIRTHDATE: JUNE 23, 1975</b>					
--------------------	--	--	------------------------------	--	--	--	---------------	--	---------------	--	----------------	--	---------------------------------	--	--	--	--	--

**ACQUIRED:** Signed as a free agent on July 13, 2006.

**DEPARTED:** Traded to Houston with Justin Reed for Juwan Howard on June 14, 2007.

YEAR	G-GS	MIN	FG	FGA	PCT	FT	FTA	PCT	OR	DR	TOT	A	PF-D	STL	TO	BLK	PTS	AVG
06-07	82-65	2069	297	703	.422	154	184	.837	25	138	163	297	171-1	55	129	7	828	10.1

Three-point FG: 80-215 (.372)

<b>JARIC, MARKO</b>			<b>COLLEGE: SERBIA</b>				<b>NO: 55</b>		<b>POS: G</b>		<b>HT: 6-7</b>		<b>BIRTHDATE: OCTOBER 12, 1978</b>					
---------------------	--	--	------------------------	--	--	--	---------------	--	---------------	--	----------------	--	------------------------------------	--	--	--	--	--

**ACQUIRED:** From the Los Angeles Clippers with Lionel Chalmers for Sam Cassell and a conditional first-round draft pick on Aug. 12, 2005.

**DEPARTED:** Traded to Memphis with Greg Buckner, Antoine Walker and the draft rights to O.J. Mayo for Brian Cardinal, Jason Collins, Mike Miller and the draft rights to Kevin Love on June 26, 2008.

YEAR	G-GS	MIN	FG	FGA	PCT	FT	FTA	PCT	OR	DR	TOT	A	PF-D	STL	TO	BLK	PTS	AVG
05-06	75-49	2102	226	566	.399	95	138	.688	60	173	233	293	189-3	108	127	21	587	7.8
06-07	70-13	1555	136	325	.418	67	88	.761	54	130	184	145	172-1	75	88	16	371	5.3
07-08	75-56	2189	227	528	.430	121	163	.742	38	184	222	311	180-1	97	128	32	621	8.3
TOTAL	220-118	5846	589	1419	.415	283	389	.728	152	487	639	749	541-5	280	343	69	1579	7.2

Three-point FG: 05-06, 40-133 (.301); 06-07, 32-85 (.376); 07-08, 46-127 (.362). Total 118-345, (.342)

<b>JAWAI, NATHAN</b>			<b>COLLEGE: AUSTRALIA</b>				<b>NO: 15</b>		<b>POS: F</b>		<b>HT: 6-10</b>		<b>BIRTHDATE: OCT. 10, 1986</b>					
----------------------	--	--	---------------------------	--	--	--	---------------	--	---------------	--	-----------------	--	---------------------------------	--	--	--	--	--

**ACQUIRED:** From Dallas for a future second-round pick on Oct. 20, 2009.

**DEPARTED:** Unrestricted free agent on July 1, 2010.

YEAR	G-GS	MIN	FG	FGA	PCT	FT	FTA	PCT	OR	DR	TOT	A	PF-D	STL	TO	BLK	PTS	AVG
09-10	39-2	412	49	111	.441	26	38	.684	49	55	104	24	58-0	10	27	9	124	3.2

Three-point FG: 0-1 (.000)

<b>JEFFERS, OTHYUS</b>			<b>COLLEGE: ROBERT MORRIS UNIVERSITY '08</b>				<b>NO: 0</b>		<b>POS: G</b>		<b>HT: 6-5</b>		<b>BIRTHDATE: AUGUST 5, 1985</b>					
------------------------	--	--	--	--	--	--	--------------	--	---------------	--	----------------	--	----------------------------------	--	--	--	--	--

**ACQUIRED:** Signed as a free agent on Apr. 8, 2014.

**DEPARTED:** Unrestricted free agent on July 1, 2014.

YEAR	G-GS	MIN	FG	FGA	PCT	FT	FTA	PCT	OR	DR	TOT	A	PF-D	STL	TO	BLK	PTS	AVG
13-14	2-0	13	0	1	.000	2	2	1.000	0	3	3	0	1-0	0	1	0	2	1.0

Three-point FG: 0-1 (.000)

<b>JEFFERSON, AL</b>			<b>HIGH SCHOOL: PRENTISS HIGH SCHOOL '04</b>				<b>NO: 25</b>		<b>POS: F</b>		<b>HT: 6-10</b>		<b>BIRTHDATE: JANUARY 4, 1985</b>					
----------------------	--	--	--	--	--	--	---------------	--	---------------	--	-----------------	--	-----------------------------------	--	--	--	--	--

**ACQUIRED:** From Boston with Ryan Gomes, Gerald Green, Theo Ratliff, Sebastian Telfair and two future first-round picks for Kevin Garnett on July 31, 2007.

**DEPARTED:** Traded to Utah for two future first-round picks and Kosta Koufos on July 14, 2010.

YEAR	G-GS	MIN	FG	FGA	PCT	FT	FTA	PCT	OR	DR	TOT	A	PF-D	STL	TO	BLK	PTS	AVG
07-08	82-82	2919	721	1441	.500	284	394	.721	308	603	911	117	222-0	74	167	119	1726	21.0
08-09	50-50	1836	485	975	.497	186	252	.738	172	376	548	79	141-2	39	92	83	1156	23.1
09-10	76-76	2463	560	1125	.498	181	266	.680	180	523	703	137	205-1	63	136	98	1301	17.1
TOTAL	208-208	7218	1766	3541	.499	651	912	.714	660	1502	2162	333	568	176	395	300	4183	20.1

Three-point FG: 07-08, 0-5 (.000); 08-09, 0-4 (.000); 09-10, 0-4 (.000). Total 0-13, (.000)





## FORMER PLAYER STATS

JOHNSON, CHRIS			COLLEGE: LSU '09			NO: 20			POS: C			HT: 6-11			BIRTHDATE: JULY 15, 1985				
----------------	--	--	------------------	--	--	--------	--	--	--------	--	--	----------	--	--	--------------------------	--	--	--	--

**ACQUIRED:** Signed a 10-day contract on January 19, 2013. Signed a second 10-day contract on January 29, 2013. Signed for the remainder of the season on February 8, 2013.  
**DEPARTED:** Waived on October 26, 2013.

YEAR	G-GS	MIN	FG	FGA	PCT	FT	FTA	PCT	OR	DR	TOT	A	PF-D	STL	TO	BLK	PTS	AVG
12-13	30-0	284	48	75	.640	21	34	.618	20	40	60	8	49-0	7	13	28	117	3.9

JOHNSON, ERVIN			COLLEGE: NEW ORLEANS '93			NO: 40			POS: C			HT: 6-11			BIRTHDATE: DECEMBER 21, 1967				
----------------	--	--	--------------------------	--	--	--------	--	--	--------	--	--	----------	--	--	------------------------------	--	--	--	--

**ACQUIRED:** From Milwaukee with Sam Cassell for Joe Smith and Anthony Peeler on June 27, 2003.  
**DEPARTED:** Unrestricted free agent on July 1, 2005.

YEAR	G-GS	MIN	FG	FGA	PCT	FT	FTA	PCT	OR	DR	TOT	A	PF-D	STL	TO	BLK	PTS	AVG
03-04	66-47	965	55	103	.534	17	28	.607	61	171	232	24	156-1	27	30	43	127	1.9
04-05	46-23	410	28	54	.519	16	25	.640	43	70	113	6	86-0	7	18	13	73	1.6
TOTAL	112-70	1375	83	157	.529	33	53	.623	104	241	345	30	242-1	34	48	56	200	1.8

Three-point FG: 03-04, 0-1 (.000); 04-05, 1-1 (1.000). Total 1-2, (.500)

### PLAYOFFS

YEAR	G-GS	MIN	FG	FGA	PCT	FT	FTA	PCT	OR	DR	TOT	A	PF-D	STL	TO	BLK	PTS	AVG
03-04	18-16	356	19	38	.500	10	16	.625	27	57	84	13	56-0	11	6	10	48	2.7

JOHNSON, STEVE			COLLEGE: OREGON STATE '81			NO: 33			POS: C			HT: 6-10			BIRTHDATE: NOVEMBER 3, 1957				
----------------	--	--	---------------------------	--	--	--------	--	--	--------	--	--	----------	--	--	-----------------------------	--	--	--	--

**ACQUIRED:** Selected in Expansion Draft from Portland on June 15, 1989.  
**DEPARTED:** Traded to Seattle with a conditional 1991 second-round draft pick for Brad Sellers on Feb. 22, 1990.

YEAR	G-GS	MIN	FG	FGA	PCT	FT	FTA	PCT	OR	DR	TOT	A	PF-D	STL	TO	BLK	PTS	AVG
89-90	4-0	17	0	2	.000	0	0	----	0	3	1	0	4-0	0	6	0	0	0.0

JOHNSON, WES			COLLEGE: SYRACUSE '10			NO: 4			POS: F			HT: 6-7			BIRTHDATE: JULY 11, 1987				
--------------	--	--	-----------------------	--	--	-------	--	--	--------	--	--	---------	--	--	--------------------------	--	--	--	--

**ACQUIRED:** 2010 NBA Draft (1st Round/4th Overall).  
**DEPARTED:** Traded to Phoenix as part of a three team trade on July 27, 2012.

YEAR	G-GS	MIN	FG	FGA	PCT	FT	FTA	PCT	OR	DR	TOT	A	PF-D	STL	TO	BLK	PTS	AVG
10-11	79-63	2069	271	682	.397	64	92	.696	51	189	240	148	163-3	58	95	54	709	9.0
11-12	65-64	1469	158	397	.398	24	34	.706	24	153	177	59	115-0	35	60	48	393	6.0
TOTAL	144-127	3538	429	1079	.398	88	126	.698	75	342	417	207	278-3	93	155	102	1102	7.7

Three-point FG: 10-11, 103-289 (.356); 11-12, 53-169 (.314). Total, 156-458 (.341)

JONES, ASKIA			COLLEGE: KANSAS STATE '94			NO: 2			POS: G			HT: 6-5			BIRTHDATE: DECEMBER 3, 1971				
--------------	--	--	---------------------------	--	--	-------	--	--	--------	--	--	---------	--	--	-----------------------------	--	--	--	--

**ACQUIRED:** Signed as a free agent on Sept. 19, 1994.  
**DEPARTED:** Released on Nov. 24, 1994.

YEAR	G-GS	MIN	FG	FGA	PCT	FT	FTA	PCT	OR	DR	TOT	A	PF-D	STL	TO	BLK	PTS	AVG
94-95	11-0	139	15	44	.341	13	16	.813	6	5	11	16	19-0	6	9	0	45	4.1

Three-point FG: 2-12 (.167)

JORDAN, REGGIE			COLLEGE: NEW MEXICO STATE '94			NO: 31			POS: G			HT: 6-4			BIRTHDATE: JANUARY 26, 1968				
----------------	--	--	-------------------------------	--	--	--------	--	--	--------	--	--	---------	--	--	-----------------------------	--	--	--	--

**ACQUIRED:** Signed as a free agent on March 19, 1997.  
**DEPARTED:** Unrestricted free agent on July 1, 1999.

YEAR	G-GS	MIN	FG	FGA	PCT	FT	FTA	PCT	OR	DR	TOT	A	PF-D	STL	TO	BLK	PTS	AVG
96-97	10-0	31	8	10	.800	4	7	.571	0	4	4	1	2-0	2	2	0	20	2.0
97-98	57-1	487	54	113	.478	41	72	.569	50	40	97	50	63-0	35	30	9	149	2.6
98-99	27-1	296	15	54	.278	21	38	.553	27	32	59	41	38-0	12	14	5	51	1.9
TOTAL	94-2	814	77	177	.435	66	117	.564	77	76	153	92	103-0	49	46	14	220	2.3

Three-point FG: 97-98, 0-1 (.000)

### PLAYOFFS

YEAR	G-GS	MIN	FG	FGA	PCT	FT	FTA	PCT	OR	DR	TOT	A	PF-D	STL	TO	BLK	PTS	AVG
97-98	2-0	29	5	8	.625	1	2	.500	3	6	9	3	5-0	1	0	0	12	6.0

Three-point FG: 97-98, 0-1 (.000)



## FORMER PLAYER STATS

KILPATRICK, SEAN				COLLEGE: CINCINNATI '14				NO: 1		POS: G		HT: 6-4		BIRTHDATE: JANUARY 6, 1990				
------------------	--	--	--	-------------------------	--	--	--	-------	--	--------	--	---------	--	----------------------------	--	--	--	--

ACQUIRED: Signed to a 10-day contract on Mar. 19, 2015.

DEPARTED: Unrestricted free agent on Mar. 30, 2015.

YEAR	G-GS	MIN	FG	FGA	PCT	FT	FTA	PCT	OR	DR	TOT	A	PF-D	STL	TO	BLK	PTS	AVG
14-15	4-0	72	7	20	.350	4	4	1.000	1	5	6	4	3-0	3	2	0	22	5.5

Three-point FG: 14-15, 4-13 (.308).

KING, STACEY				COLLEGE: OKLAHOMA '89				NO: 21		POS: F/C		HT: 6-11		BIRTHDATE: JANUARY 29, 1967				
--------------	--	--	--	-----------------------	--	--	--	--------	--	----------	--	----------	--	-----------------------------	--	--	--	--

ACQUIRED: From Chicago for Luc Longley on Feb. 23, 1994.

DEPARTED: Unrestricted free agent on July 1, 1995.

YEAR	G-GS	MIN	FG	FGA	PCT	FT	FTA	PCT	OR	DR	TOT	A	PF-D	STL	TO	BLK	PTS	AVG
93-94	18-15	516	78	170	.458	57	83	.687	40	69	109	19	57-0	13	40	33	48	4.5
94-95	50-10	792	99	212	.467	68	102	.667	54	111	165	26	126-1	24	64	20	266	5.3
TOTAL	68-24	1308	177	382	.463	125	185	.676	94	178	274	45	183-1	37	104	53	314	4.6

Three-point FG: 94-95, 0-1 (.000). Total, 0-1 (.000)

KIRILENKO, ANDREI				COLLEGE: RUSSIA '99				NO: 47		POS: F		HT: 6-9		BIRTHDATE: FEBRUARY 18, 1981				
-------------------	--	--	--	---------------------	--	--	--	--------	--	--------	--	---------	--	------------------------------	--	--	--	--

ACQUIRED: Signed as a free agent on July 27, 2012.

DEPARTED: Unrestricted free agent on July 1, 2013.

YEAR	G-GS	MIN	FG	FGA	PCT	FT	FTA	PCT	OR	DR	TOT	A	PF-D	STL	TO	BLK	PTS	AVG
12-13	64-64	2034	284	560	.507	188	250	.752	102	260	362	177	82-2	96	119	62	791	12.4

Three-point FG: 35-120 (.292)

KOUFOS, KOSTA				COLLEGE: OHIO STATE '08				NO: 41		POS: C		HT: 7-0		BIRTHDATE: FEBRUARY 24, 1989				
---------------	--	--	--	-------------------------	--	--	--	--------	--	--------	--	---------	--	------------------------------	--	--	--	--

ACQUIRED: From Utah along with two future first-round picks for Al Jefferson on July 13, 2010.

DEPARTED: Traded to Denver with Corey Brewer (to New York) in a three-team trade for Anthony Randolph, Eddy Curry, and cash considerations (from New York), as well as a future second-round pick (from Denver), on Feb. 22, 2011.

YEAR	G-GS	MIN	FG	FGA	PCT	FT	FTA	PCT	OR	DR	TOT	A	PF-D	STL	TO	BLK	PTS	AVG
10-11	39-1	336	47	108	.435	12	24	.500	42	55	97	7	50-0	8	25	20	106	2.7

Three-point FG: 0-2 (.000)

LAETTNER, CHRISTIAN				COLLEGE: DUKE '92				NO: 32		POS: F/C		HT: 6-11		BIRTHDATE: AUGUST 17, 1969				
---------------------	--	--	--	-------------------	--	--	--	--------	--	----------	--	----------	--	----------------------------	--	--	--	--

ACQUIRED: 1992 NBA Draft (1st Round/3rd overall).

DEPARTED: Traded to Atlanta with Sean Rooks for Andrew Lang and Anthony "Spud" Webb on Feb. 22, 1996.

YEAR	G-GS	MIN	FG	FGA	PCT	FT	FTA	PCT	OR	DR	TOT	A	PF-D	STL	TO	BLK	PTS	AVG
92-93	81-81	2823	503	1061	.474	462	553	.835	171	537	708	223	290-4	105	275	83	1472	18.2
93-94	70-67	2428	396	883	.448	375	479	.783	160	442	602	307	264-6	87	259	86	1173	16.8
94-95	81-80	2770	450	920	.489	409	500	.818	164	449	613	234	302-4	101	225	87	1322	16.3
95-96	44-44	1518	283	582	.486	217	266	.816	98	204	302	129	157-4	40	112	43	792	18.8
TOTAL	276-272	9539	1632	3446	.474	1463	1798	.832	593	1632	2225	893	1013-18	333	871	299	4759	17.2

Three-point FG: 92-93, 4-40 (.100); 93-94, 6-25 (.240); 94-95, 13-40 (.325); 95-96, 9-31 (.290). Total, 32-136 (.235)

LANG, ANDREW				COLLEGE: ARKANSAS '88				NO: 28		POS: C		HT: 6-11		BIRTHDATE: JUNE 28, 1966				
--------------	--	--	--	-----------------------	--	--	--	--------	--	--------	--	----------	--	--------------------------	--	--	--	--

ACQUIRED: From Atlanta with Anthony "Spud" Webb for Christian Laettner and Sean Rooks on Feb. 22, 1996.

DEPARTED: Traded to Milwaukee to reacquire the first-round pick sent to the Bucks in the June 26, 1996 Stephon Marbury trade on July 11, 1996.

YEAR	G-GS	MIN	FG	FGA	PCT	FT	FTA	PCT	OR	DR	TOT	A	PF-D	STL	TO	BLK	PTS	AVG
95-96	20-18	550	72	171	.421	30	38	.789	42	79	121	3	63-0	7	30	41	175	8.8

Three-point FG: 1-2 (.500)



## FORMER PLAYER STATS

LAVINE, ZACH			COLLEGE: UCLA '14			NO: 8			POS: G			HT: 6-5			BIRTHDATE: MARCH 10, 1995				
--------------	--	--	-------------------	--	--	-------	--	--	--------	--	--	---------	--	--	---------------------------	--	--	--	--

ACQUIRED: 2014 NBA Draft (1st round/13th overall).

DEPARTED: Traded to Chicago along with Kris Dunn and the draft rights to Lauri Markkanen in exchange for Jimmy Butler and the draft rights to Justin Patton on June 22, 2017.

YEAR	G-GS	MIN	FG	FGA	PCT	FT	FTA	PCT	OR	DR	TOT	A	PF-D	STL	TO	BLK	PTS	AVG
14-15	77-40	1902	286	677	.422	149	177	.842	27	187	214	276	158-0	54	193	10	778	10.1
15-16	82-33	2294	433	959	.452	161	203	.793	27	201	228	251	193-1	69	155	17	1150	14.0
16-17	47-47	1749	326	710	.459	117	140	.836	19	141	160	139	104-0	41	85	10	889	18.9
TOTAL	206-120	5945	1045	2346	.445	427	520	.821	73	529	602	666	455-1	164	433	37	2817	13.7

Three-point FG: 14-15, 57-167 (.341); 15-16, 123-316 (.389); 16-17, 120-310 (.387). Total, 300-793 (.378)

LEE, MALCOLM			COLLEGE: UCLA '11			NO: 8			POS: G			HT: 6-5			BIRTHDATE: MAY 22, 1990				
--------------	--	--	-------------------	--	--	-------	--	--	--------	--	--	---------	--	--	-------------------------	--	--	--	--

ACQUIRED: Via trade from Chicago on June 23, 2011.

DEPARTED: Traded to Golden State along with the draft rights to Andre Roberson in exchange for a 2014 2nd-round pick and cash considerations on June 27, 2013.

YEAR	G-GS	MIN	FG	FGA	PCT	FT	FTA	PCT	OR	DR	TOT	A	PF-D	STL	TO	BLK	PTS	AVG
11-12	19-0	243	23	59	.390	14	17	.824	9	17	26	31	22-0	8	17	4	62	3.3
12-13	16-12	289	29	76	.382	12	20	.600	15	24	39	20	30-1	12	10	6	78	4.9
TOTAL	35-12	532	52	135	.385	26	37	.703	24	41	65	51	52-1	20	2	10	140	4.0

Three-point FG: 11-12, 2-10 (.200); 12-13, 8-24 (.333). Total, 10-34 (.294)

LEONARD, GARY			COLLEGE: MISSOURI '89			NO: 52			POS: C			HT: 7-1			BIRTHDATE: FEBRUARY 16, 1967				
---------------	--	--	-----------------------	--	--	--------	--	--	--------	--	--	---------	--	--	------------------------------	--	--	--	--

ACQUIRED: 1989 NBA Draft (2nd Round/34th overall).

DEPARTED: Released on Oct. 31, 1990.

YEAR	G-GS	MIN	FG	FGA	PCT	FT	FTA	PCT	OR	DR	TOT	A	PF-D	STL	TO	BLK	PTS	AVG
89-90	22-0	127	13	31	.419	6	14	.429	10	17	27	1	26-0	3	8	9	32	1.5

Three-point FG: 0-1 (.000)

LEWIS, QUINCY			COLLEGE: MINNESOTA '99			NO: 24			POS: F			HT: 6-7			BIRTHDATE: JUNE 26, 1977				
---------------	--	--	------------------------	--	--	--------	--	--	--------	--	--	---------	--	--	--------------------------	--	--	--	--

ACQUIRED: Signed as a free agent on Sept. 26, 2003.

DEPARTED: Released on Dec. 20, 2003.

YEAR	G-GS	MIN	FG	FGA	PCT	FT	FTA	PCT	OR	DR	TOT	A	PF-D	STL	TO	BLK	PTS	AVG
03-04	14-0	65	7	20	.350	0	0	---	1	6	7	2	10-0	2	3	2	16	1.1

Three-point FG: 2-5 (.400)

LOHAUS, BRAD			COLLEGE: IOWA '87			NO: 54			POS: C			HT: 6-11			BIRTHDATE: SEPTEMBER 29, 1964				
--------------	--	--	-------------------	--	--	--------	--	--	--------	--	--	----------	--	--	-------------------------------	--	--	--	--

ACQUIRED: Selected in Expansion Draft from Sacramento on June 15, 1989.

DEPARTED: Traded to Milwaukee for Randy Breuer and a conditional one-time exchange of second round draft picks in 1991 or 1992 on Jan. 4, 1990.

YEAR	G-GS	MIN	FG	FGA	PCT	FT	FTA	PCT	OR	DR	TOT	A	PF-D	STL	TO	BLK	PTS	AVG
89-90	28-24	590	94	202	.465	21	26	.808	21	89	110	62	66-1	14	45	22	210	7.5

Three-point FG: 1-16 (.063)

LONGLEY, LUC			COLLEGE: NEW MEXICO '91			NO: 13			POS: C			HT: 7-2			BIRTHDATE: JANUARY 19, 1969				
--------------	--	--	-------------------------	--	--	--------	--	--	--------	--	--	---------	--	--	-----------------------------	--	--	--	--

ACQUIRED: 1991 NBA Draft (1st Round/7th overall).

DEPARTED: Traded to Chicago for Stacey King on Feb. 23, 1994.

YEAR	G-GS	MIN	FG	FGA	PCT	FT	FTA	PCT	OR	DR	TOT	A	PF-D	STL	TO	BLK	PTS	AVG
91-92	66-3	991	114	249	.458	53	80	.663	67	190	257	58	157-0	35	83	64	281	4.3
92-93	55-25	1045	133	292	.455	53	74	.716	71	169	240	51	169-4	47	88	77	319	5.8
93-94	49-29	989	134	289	.464	56	80	.700	87	208	295	46	131-1	35	79	58	324	6.6
TOTAL	170-57	3025	381	830	.459	162	234	.692	225	567	792	155	457-5	117	250	199	924	5.4

Three-point FG: 93-94, 0-1 (.000)



## FORMER PLAYER STATS

LOPEZ, FELIPE			COLLEGE: ST. JOHN'S '98			NO: 13		POS: G/F		HT: 6-5		BIRTHDATE: DECEMBER 19, 1974				
---------------	--	--	-------------------------	--	--	--------	--	----------	--	---------	--	------------------------------	--	--	--	--

**ACQUIRED:** Signed as a free agent on Feb. 28, 2001.  
**DEPARTED:** Unrestricted free agent on July 1, 2003.

YEAR	G-GS	MIN	FG	FGA	PCT	FT	FTA	PCT	OR	DR	TOT	A	PF-D	STL	TO	BLK	PTS	AVG
00-01	23-10	457	69	152	.454	19	33	.576	25	49	74	34	46-0	21	27	12	170	7.4
01-02	67-0	581	59	156	.378	37	55	.673	29	51	80	39	73-0	18	36	1	169	2.5
02-03				Did not play - injured														
TOTAL	90-10	1038	128	308	.416	56	88	.636	54	100	154	73	119-0	39	63	13	339	3.8

Three-point FG: 00-01, 13-23 (.565); 01-02, 14-33 (.424). Total, 27-56 (.482)

### PLAYOFFS

YEAR	G-GS	MIN	FG	FGA	PCT	FT	FTA	PCT	OR	DR	TOT	A	PF-D	STL	TO	BLK	PTS	AVG
00-01	4-0	55	7	22	.318	2	3	.667	4	7	11	5	5-0	4	2	0	17	4.3
01-02	3-0	30	1	4	.250	1	2	.500	1	0	1	1	6-0	1	1	0	4	1.3
TOTAL	7-0	85	8	26	.308	3	5	.600	5	7	12	6	11-0	5	3	0	21	3.0

Three-point FG: 00-01, 1-5 (.200); 01-02, 1-2 (.500). Total, 2-7 (.286)

LOVE, KEVIN			COLLEGE: UCLA '08			NO: 42		POS: F		HT: 6-10		BIRTHDATE: SEPTEMBER 7, 1988				
-------------	--	--	-------------------	--	--	--------	--	--------	--	----------	--	------------------------------	--	--	--	--

**ACQUIRED:** From Memphis with Brian Cardinal and Jason Collins for the draft rights to O.J. Mayo, Marko Jaric, Greg Buckner and Antoine Walker on June 26, 2008.  
**DEPARTED:** Traded to Cleveland in a three-time trade in exchange for Andrew Wiggins, Anthony Bennett and Thaddeus Young on Aug. 23, 2014.

YEAR	G-GS	MIN	FG	FGA	PCT	FT	FTA	PCT	OR	DR	TOT	A	PF-D	STL	TO	BLK	PTS	AVG
08-09	81-37	2048	316	688	.459	265	336	.789	274	460	734	84	205-	35	118	50	899	11.1
09-10	60-22	1714	291	646	.450	225	276	.815	227	431	658	136	136-	43	117	23	842	14.0
10-11	73-73	2611	482	1026	.470	424	499	.850	330	782	1112	184	148	45	155	28	1476	20.2
11-12	55-55	2145	474	1059	.448	379	460	.824	226	508	734	111	152-	47	128	28	1432	26.0
12-13	18-18	618	105	298	.352	100	142	.704	64	188	252	42	34-	13	39	9	330	18.3
13-14	77-77	2797	650	1421	.457	520	633	.821	224	739	963	341	136-	59	196	35	2010	26.1
TOTAL	364-282	11933	2318	5138	.451	1913	2346	.815	1345	3108	4453	898	811-	242	753	173	6989	19.2

Three-point FG: 08-09, 2-19 (.105); 09-10, 35-106 (.330); 10-11, 88-211 (.417); 11-12, 105-282 (.372); 12-13, 20-92 (.217); 13-14, 190-505 (.376). Total, 440-1215 (.362)

LOWE, SIDNEY			COLLEGE: NORTH CAROLINA STATE '83			NO: 35		POS: G		HT: 6-0		BIRTHDATE: JANUARY 21, 1960				
--------------	--	--	-----------------------------------	--	--	--------	--	--------	--	---------	--	-----------------------------	--	--	--	--

**ACQUIRED:** Signed as a free agent on Aug. 3, 1989.  
**DEPARTED:** Retired on Sept. 27, 1990.

YEAR	G-GS	MIN	FG	FGA	PCT	FT	FTA	PCT	OR	DR	TOT	A	PF-D	STL	TO	BLK	PTS	AVG
89-90	80-38	1744	73	229	.319	39	54	.722	41	122	163	337	114-0	73	63	4	187	2.3

Three-point FG: 2-9 (.222)

LUCAS III, JOHN			COLLEGE: OKLAHOMA STATE '05			NO: 11		POS: G		HT: 5-11		BIRTHDATE: NOVEMBER 21, 1982				
-----------------	--	--	-----------------------------	--	--	--------	--	--------	--	----------	--	------------------------------	--	--	--	--

**ACQUIRED:** Signed as a free agent on Aug. 24, 2016.  
**DEPARTED:** Waived on Jan. 7, 2017.

YEAR	G-GS	MIN	FG	FGA	PCT	FT	FTA	PCT	OR	DR	TOT	A	PF-D	STL	TO	BLK	PTS	AVG
16-17	5-0	11	1	4	.250	0	0	---	0	0	0	1	0-0	2	0	0	2	0.4

Three-point FG: 0-1 (.000)





## FORMER PLAYER STATS

MADSEN, MARK			COLLEGE: STANFORD '00			NO: 35			POS: F			HT: 6-9			BIRTHDATE: JANUARY 28, 1976				
--------------	--	--	-----------------------	--	--	--------	--	--	--------	--	--	---------	--	--	-----------------------------	--	--	--	--

ACQUIRED: Signed as a free agent on July 28, 2003.

DEPARTED: Traded to the L.A. Clippers with Craig Smith and Sebastian Telfair for Quentin Richardson on July 20, 2009.

YEAR	G-GS	MIN	FG	FGA	PCT	FT	FTA	PCT	OR	DR	TOT	A	PF-D	STL	TO	BLK	PTS	AVG
03-04	72-12	1246	101	204	.495	57	118	.483	134	138	272	28	175-2	33	47	18	259	3.6
04-05	41-14	601	34	66	.515	20	40	.500	63	65	128	18	103-1	7	24	14	88	2.1
05-06	62-7	676	27	66	.409	20	47	.426	50	91	141	11	114-2	23	26	17	74	1.2
06-07	56-0	473	23	43	.535	15	29	.517	35	52	87	10	100-0	10	21	10	61	1.1
07-08	20-6	151	3	19	.158	3	12	.250	18	20	38	4	25-0	3	9	2	9	0.5
08-09	19-1	116	3	14	.214	0	4	.000	10	8	18	4	18-0	1	3	1	6	0.3
TOTAL	270-40	3263	191	412	.464	115	250	.460	310	374	684	75	535-5	77	130	62	497	1.8

Three-point FG: 03-04, 0-6 (.000); 05-06, 0-7 (.000). Total, 0-13 (.000)

### PLAYOFFS

YEAR	G-GS	MIN	FG	FGA	PCT	FT	FTA	PCT	OR	DR	TOT	A	PF-D	STL	TO	BLK	PTS	AVG
03-04	17-0	222	17	32	.531	13	29	.448	28	30	58	2	43-0	5	7	4	47	2.8

MARBURY, STEPHON			COLLEGE: GEORGIA TECH '96			NO: 3			POS: G			HT: 6-2			BIRTHDATE: FEBRUARY 20, 1977				
------------------	--	--	---------------------------	--	--	-------	--	--	--------	--	--	---------	--	--	------------------------------	--	--	--	--

ACQUIRED: From Milwaukee for Ray Allen and a future first-round draft pick on June 26, 1996.

DEPARTED: Traded to New Jersey with Chris Carr and Bill Curley and Paul Grant (to Milwaukee) in a three-team trade for Terrell Brandon (from Milwaukee) and Brian Evans (from New Jersey) on March 11, 1999.

YEAR	G-GS	MIN	FG	FGA	PCT	FT	FTA	PCT	OR	DR	TOT	A	PF-D	STL	TO	BLK	PTS	AVG
96-97	67-64	2324	355	871	.408	245	337	.727	54	130	184	522	159-2	67	210	19	1057	15.8
97-98	82-81	3112	513	1237	.415	329	450	.731	58	172	230	704	222-0	104	256	7	1450	17.7
98-99	18-18	661	124	304	.408	63	87	.724	17	45	62	167	44-0	29	55	5	319	17.7
TOTAL	167-163	6097	992	2412	.411	637	874	.729	129	347	476	1393	425-2	200	521	31	2826	16.9

Three-point FG: 96-97, 102-288 (.354); 97-98, 95-304 (.313); 98-99, 8-39 (.205). Total, 205-631 (.325)

### PLAYOFFS

YEAR	G-GS	MIN	FG	FGA	PCT	FT	FTA	PCT	OR	DR	TOT	A	PF-D	STL	TO	BLK	PTS	AVG
96-97	3-3	117	26	65	.400	6	10	.600	2	10	12	23	9-0	2	9	0	64	21.3
97-98	5-5	209	22	72	.306	18	23	.783	5	11	16	38	16-0	12	18	0	69	13.8
TOTAL	8-8	326	48	137	.350	24	33	.727	7	21	28	61	25-0	14	27	0	133	16.6

Three-point FG: 1996-97, 6-20 (.300); 1997-98, 7-25 (.280). Total, 13-45 (.289)

MARSHALL, DONYELL			COLLEGE: CONNECTICUT '94			NO: 42			POS: F			HT: 6-9			BIRTHDATE: MAY 18, 1973				
-------------------	--	--	--------------------------	--	--	--------	--	--	--------	--	--	---------	--	--	-------------------------	--	--	--	--

ACQUIRED: 1994 NBA Draft (1st Round/4th overall).

DEPARTED: Traded to Golden State for Tom Gugliotta on Feb. 18, 1995.

YEAR	G-GS	MIN	FG	FGA	PCT	FT	FTA	PCT	OR	DR	TOT	A	PF-D	STL	TO	BLK	PTS	AVG
94-95	40-8	1036	158	423	.374	83	122	.680	64	132	196	57	63-0	25	58	50	431	10.2

Three-point FG: 32-106 (.302)

MARTIN, DARRICK			COLLEGE: UCLA '93			NO: 15			POS: G			HT: 5-11			BIRTHDATE: MARCH 6, 1971				
-----------------	--	--	-------------------	--	--	--------	--	--	--------	--	--	----------	--	--	--------------------------	--	--	--	--

ACQUIRED: Signed as a free agent on Feb. 13, 1995 ; From Vancouver for a 1996 second-round draft pick on Jan. 12, 1996 ; Signed as a free agent on Jan. 30, 2004

DEPARTED: Released on Nov. 1, 1995 ; Unrestricted free agent on July 1, 1996 ; Unrestricted free agent on July 1, 2004

YEAR	G-GS	MIN	FG	FGA	PCT	FT	FTA	PCT	OR	DR	TOT	A	PF-D	STL	TO	BLK	PTS	AVG
94-95	34-9	803	95	233	.408	57	65	.877	14	50	64	133	88-0	34	62	0	254	7.5
95-96	35-16	747	88	231	.381	63	74	.851	3	41	44	156	76-0	26	70	2	254	7.3
03-04	16-0	172	20	67	.299	9	9	1.000	2	5	7	23	23-0	2	7	1	55	3.4
TOTAL	85-27	1722	203	531	.382	129	148	.872	19	96	115	312	187-0	62	139	3	563	6.6

Three-point FG: 94-95, 1-5 (.200); 95-96, 15-47 (.319). 03-04, 6-26 (.231). Total, 22-78 (.282)

### PLAYOFFS

YEAR	G-GS	MIN	FG	FGA	PCT	FT	FTA	PCT	OR	DR	TOT	A	PF-D	STL	TO	BLK	PTS	AVG
03-04	16-3	182	14	51	.275	16	20	.800	5	9	14	23	17-0	4	8	0	50	3.1

Three-point FG: Total, 6-20 (.300)



## FORMER PLAYER STATS

**MARTIN, KEVIN** COLLEGE: WESTERN CAROLINA '04 NO: 23 POS: G HT: 6-7 BIRTHDATE: FEBRUARY 1, 1983

ACQUIRED: Acquired from Oklahoma City in a three-team trade with Milwaukee for Luke Ridnour and a 2014 second-round pick.  
DEPARTED: Released on Mar. 1, 2016.

YEAR	G-GS	MIN	FG	FGA	PCT	FT	FTA	PCT	OR	DR	TOT	A	PF-D	STL	TO	BLK	PTS	AVG
13-14	68-68	2177	440	1023	.430	303	340	.891	34	169	203	121	123-2	66	106	6	1298	19.1
14-15	39-36	1302	267	625	.427	170	193	.881	19	123	142	89	76-0	33	76	1	779	20.0
15-16	39-12	834	126	334	.377	125	142	.880	10	71	81	46	68-0	17	41	1	415	10.6
TOTAL	146-116	4313	833	1982	.420	598	675	.886	63	363	426	256	267-2	116	223	8	2492	17.1

Three-point FG: 13-14, 115-297 (.387); 14-15, 75-191 (.393); 15-16, 49-136 (.360). Total, 228-591 (.386)

**MAXEY, MARLON** COLLEGE: TEXAS-EL PASO '92 NO: 25 POS: F HT: 6-8 BIRTHDATE: FEBRUARY 19, 1969

ACQUIRED: 1992 NBA Draft (2nd Round/28th overall).  
DEPARTED: Released on Nov. 2, 1994.

YEAR	G-GS	MIN	FG	FGA	PCT	FT	FTA	PCT	OR	DR	TOT	A	PF-D	STL	TO	BLK	PTS	AVG
92-93	43-4	520	93	169	.550	45	70	.643	66	98	164	12	75-0	11	38	18	231	5.4
93-94	55-2	626	89	167	.533	70	98	.714	75	124	199	10	113-1	16	40	33	48	4.5
TOTAL	98-6	1146	182	336	.542	115	168	.685	141	222	363	22	188-1	26	78	51	279	2.8

Three-point FG: 92-93, 0-1 (.000); 93-94, 0-2 (.000). Total: 0-3 (.000)

**MBAA A MOUTE, LUC RICHARD** COLLEGE: UCLA '08 NO: 12 POS: F HT: 6-8 BIRTHDATE: SEPTEMBER 9, 1986

ACQUIRED: From Sacramento for Derrick Williams on Nov. 26, 2013.  
DEPARTED: Traded to Philadelphia with Alexey Shved and Miami's 2015 first-round pick in a three-team trade for Andrew Wiggins, Anthony Bennett and Thaddeus Young on Aug. 23, 2013.

YEAR	G-GS	MIN	FG	FGA	PCT	FT	FTA	PCT	OR	DR	TOT	A	PF-D	STL	TO	BLK	PTS	AVG
13-14	55-2	807	72	161	.447	37	54	.685	47	72	119	21	50-0	21	36	9	184	3.3

Three-point FG: 3-14 (.214)

**MCCANN, BOB** COLLEGE: MOREHEAD STATE '87 NO: 30 POS: F HT: 6-7 BIRTHDATE: APRIL 22, 1964

ACQUIRED: Signed as a free agent on Aug. 5, 1992.  
DEPARTED: Released on July 7, 1993.

YEAR	G-GS	MIN	FG	FGA	PCT	FT	FTA	PCT	OR	DR	TOT	A	PF-D	STL	TO	BLK	PTS	AVG
92-93	79-7	1536	200	410	.488	95	152	.625	92	190	282	68	202-2	51	79	58	495	6.3

Three-point FG: 0-2 (.000)

**MCCANTS, RASHAD** COLLEGE: NORTH CAROLINA '05 NO: 1 POS: G HT: 6-4 BIRTHDATE: SEPTEMBER 25, 1984

ACQUIRED: 2005 NBA Draft (1st Round/14th overall).  
DEPARTED: Traded to Sacramento with Calvin Booth for Bobby Brown and Shelden Williams on Feb. 19, 2009.

YEAR	G-GS	MIN	FG	FGA	PCT	FT	FTA	PCT	OR	DR	TOT	A	PF-D	STL	TO	BLK	PTS	AVG
05-06	79-12	1362	241	535	.450	78	106	.736	29	114	143	63	176-1	44	86	22	627	7.9
06-07	37-0	554	62	177	.350	40	58	.690	14	33	47	38	71-1	26	40	7	184	5.0
07-08	75-24	2020	428	944	.453	116	155	.748	50	156	206	162	234-3	66	172	18	1114	14.9
08-09	34-2	636	105	292	.360	60	81	.741	11	52	63	32	63-0	27	45	6	308	9.1
TOTAL	225-38	4572	836	1948	.429	294	400	.735	104	355	459	295	544-5	163	343	53	2233	9.9

Three-point FG: 05-06, 67-180 (.372); 06-07, 20-75 (.267); 07-08, 142-349 (.407); 08-09, 38-119 (.319). Total: 267-723 (.369)

**MCLEOD, KEITH** COLLEGE: BOWLING GREEN '02 NO: 4 POS: G HT: 6-2 BIRTHDATE: NOVEMBER 5, 1979

ACQUIRED: Signed as a free agent on Sept. 26, 2003 and Oct. 25, 2003.  
DEPARTED: Released on Oct. 21, 2003 and Jan. 7, 2004.

YEAR	G-GS	MIN	FG	FGA	PCT	FT	FTA	PCT	OR	DR	TOT	A	PF-D	STL	TO	BLK	PTS	AVG
03-04	33-0	391	27	82	.329	33	43	.767	5	29	34	59	39-0	16	29	1	88	2.7

Three-point FG: 1-10 (.100)



## FORMER PLAYER STATS

MILICIC, DARKO				FROM: SERBIA				NO: 31		POS: C		HT: 7-0		BIRTHDATE: JUNE 20, 1985				
----------------	--	--	--	--------------	--	--	--	--------	--	--------	--	---------	--	--------------------------	--	--	--	--

ACQUIRED: Via trade from New York on February 17, 2010.

DEPARTED: Waived on July 12, 2012.

YEAR	G-GS	MIN	FG	FGA	PCT	FT	FTA	PCT	OR	DR	TOT	A	PF-D	STL	TO	BLK	PTS	AVG
09-10	24-18	614	92	187	.492	15	28	.536	42	91	133	43	75-1	18	33	33	199	8.3
10-11	69-69	1686	271	578	.469	64	115	.557	133	227	360	104	229-4	54	151	140	606	8.8
11-12	29-23	472	59	130	.469	16	37	.432	35	62	97	17	59-2	9	32	25	134	4.6
TOTAL	122-110	2772	422	895	.472	95	180	.528	210	380	590	164	363-7	81	206	198	939	7.7

Three-point FG: 0-1 (.000)

MILLER, ANDRE				COLLEGE: UTAH '99				NO: 24		POS: G		HT: 6-3		BIRTHDATE: MARCH 19, 1976				
---------------	--	--	--	-------------------	--	--	--	--------	--	--------	--	---------	--	---------------------------	--	--	--	--

ACQUIRED: Signed as a free agent on Aug. 3, 2015.

DEPARTED: Released on Feb. 25, 2015.

YEAR	G-GS	MIN	FG	FGA	PCT	FT	FTA	PCT	OR	DR	TOT	A	PF-D	STL	TO	BLK	PTS	AVG
15-16	26-0	280	36	58	.621	15	19	.789	6	18	24	58	32-0	9	25	0	88	3.4

Three-point FG: 1-4 (.250)

MILLER, BRAD				COLLEGE: PURDUE '99				NO: 52		POS: C/F		HT: 6-11		BIRTHDATE: APRIL 12, 1976				
--------------	--	--	--	---------------------	--	--	--	--------	--	----------	--	----------	--	---------------------------	--	--	--	--

ACQUIRED: From Houston with draft rights to Nikola Mirotic and a future first round pick in exchange for Jonny Flynn, the draft rights to Donatas Motiejunas and a futue second round pick on June 24, 2011.

DEPARTED: Traded to New Orleans along with two second round picks for a conditional second round selection on July 13, 2012.

YEAR	G-GS	MIN	FG	FGA	PCT	FT	FTA	PCT	OR	DR	TOT	A	PF-D	STL	TO	BLK	PTS	AVG
11-12	15-1	146	9	27	.333	10	12	.833	4	15	19	24	10-0	4	12	2	35	2.3

Three-point FG: 7-15 (.467)

MILLER, MIKE				COLLEGE: FLORIDA '00				NO: 33		POS: G/F		HT: 6-8		BIRTHDATE: FEBRUARY 19, 1980				
--------------	--	--	--	----------------------	--	--	--	--------	--	----------	--	---------	--	------------------------------	--	--	--	--

ACQUIRED: From Memphis with Brian Cardinal, Jason Collins and the draft rights to Kevin Love for Greg Buckner, Marko Jaric, Antoine Walker and the draft rights to O.J. Mayo on June 26, 2008.

DEPARTED: Traded to Washington with Randy Foye for Oleksiy Pecherov, Darius Songaila and Etan Thomas on June 24, 2009.

YEAR	G-GS	MIN	FG	FGA	PCT	FT	FTA	PCT	OR	DR	TOT	A	PF-D	STL	TO	BLK	PTS	AVG
08-09	73-47	2356	264	548	.482	109	149	.732	73	410	483	326	139-0	30	145	31	722	9.9

Three-point FG: 85-225 (.378)

MILLER, OLIVER				COLLEGE: ARKANSAS '92				NO: 3		POS: C		HT: 6-9		BIRTHDATE: APRIL 6, 1964				
----------------	--	--	--	-----------------------	--	--	--	-------	--	--------	--	---------	--	--------------------------	--	--	--	--

ACQUIRED: Signed as a free agent on Dec. 13, 2003.

DEPARTED: Unrestricted free agent on July 1, 2004.

YEAR	G-GS	MIN	FG	FGA	PCT	FT	FTA	PCT	OR	DR	TOT	A	PF-D	STL	TO	BLK	PTS	AVG
03-04	48-1	506	53	100	.530	15	23	.652	46	84	130	36	91-0	19	33	26	121	2.5

Three-point FG: 0-1 (.000)

### PLAYOFFS

YEAR	G-GS	MIN	FG	FGA	PCT	FT	FTA	PCT	OR	DR	TOT	A	PF-D	STL	TO	BLK	PTS	AVG
03-04	8-0	31	1	4	.250	1	2	.500	0	5	5	1	13-0	0	3	3	3	0.4



## FORMER PLAYER STATS

MITCHELL, SAM			COLLEGE: MERCER '85			NO: 42		POS: F		HT: 6-7		BIRTHDATE: SEPTEMBER 2, 1963				
---------------	--	--	---------------------	--	--	--------	--	--------	--	---------	--	------------------------------	--	--	--	--

**ACQUIRED:** Signed as a free agent on July 23, 1989 ; Signed as a free agent on Sept. 29, 1995.

**DEPARTED:** Traded to Indiana with Pooh Richardson for Chuck Person and Micheal Williams on Sept. 8, 1992 ; Unrestricted free agent on July 1, 2002.

YEAR	G-GS	MIN	FG	FGA	PCT	FT	FTA	PCT	OR	DR	TOT	A	PF-D	STL	TO	BLK	PTS	AVG
89-90	80-30	2414	372	834	.446	268	349	.768	180	282	462	89	301-7	66	96	54	1012	12.7
90-91	82-60	3121	445	1010	.441	307	396	.775	188	332	520	133	338-13	66	104	57	1197	14.6
91-92	82-63	2151	307	725	.423	209	266	.786	158	315	473	94	230-3	53	97	39	825	10.1
95-96	78-42	2145	303	618	.490	237	291	.814	107	232	339	74	220-3	49	87	26	844	10.8
96-97	82-5	2044	269	603	.446	224	295	.759	112	214	326	79	232-1	51	93	20	766	9.3
97-98	81-33	2239	371	800	.464	243	292	.832	118	267	385	107	200-0	64	66	22	1000	12.3
98-99	50-20	1344	213	522	.408	126	165	.764	55	127	182	98	111-1	35	34	16	561	11.2
99-00	66-24	1227	168	376	.447	81	92	.880	28	110	138	111	116-0	27	44	14	427	6.5
00-01	82-4	983	118	289	.408	40	55	.727	28	95	123	57	117-0	26	36	10	285	3.5
01-02	74-10	726	98	227	.432	38	49	.776	18	64	82	45	79-0	12	26	4	244	3.3
TOTAL	757-291	18394	2664	6004	.444	1773	2250	.788	992	2038	3030	887	1944-28	449	683	262	7161	9.5

Three-point FG: 89-90, 0-9 (.000); 90-91, 0-9 (.000); 91-92, 2-11 (.182); 95-96, 1-18 (.056); 96-97, 4-25 (.160); 97-98, 15-43 (.349); 98-99, 9-38 (.237); 99-00, 10-23 (.435); 00-01, 9-43 (.209); 01-02, 10-35 (.286). Total, 60-254 (.236)

### PLAYOFFS

YEAR	G-GS	MIN	FG	FGA	PCT	FT	FTA	PCT	OR	DR	TOT	A	PF-D	STL	TO	BLK	PTS	AVG
96-97	3-0	47	6	13	.462	5	8	.625	2	5	7	1	9-0	1	1	1	17	5.7
97-98	5-5	177	26	58	.448	17	19	.895	7	20	27	8	18-0	1	5	1	72	14.4
98-99	4-1	131	15	40	.375	9	12	.750	5	9	14	6	13-0	1	8	2	40	10.0
99-00	4-0	68	9	18	.500	3	3	1.000	2	5	7	2	5-0	0	4	1	23	5.8
00-01	4-0	50	2	10	.200	2	2	1.000	1	6	7	3	5-0	1	1	0	6	1.5
01-02	3-2	34	3	9	.333	2	2	1.000	0	2	2	3	5-0	1	0	1	8	2.7
TOTAL	23-8	507	61	148	.412	38	46	.826	17	47	64	23	55-0	5	19	6	166	7.2

Three-point FG: 97-98, 3-14 (.214); 98-99, 1-6 (.167); 99-00, 2-5 (.400); 00-01, 0-1 (.000). Total, 6-26 (.231)

MUHAMMAD, SHABAZZ			COLLEGE: UCLA '13			NO: 15		POS: F		HT: 6-6		BIRTHDATE: NOVEMBER 13, 1992				
-------------------	--	--	-------------------	--	--	--------	--	--------	--	---------	--	------------------------------	--	--	--	--

**ACQUIRED:** From Utah with Gorgui Dieng for Trey Burke.

**DEPARTED:** Waived on March 1, 2018.

YEAR	G-GS	MIN	FG	FGA	PCT	FT	FTA	PCT	OR	DR	TOT	A	PF-D	STL	TO	BLK	PTS	AVG
13-14	37-0	290	57	124	.460	26	40	.650	24	29	53	6	24-0	8	16	1	143	3.9
14-15	38-13	866	194	397	.489	104	145	.717	63	91	154	44	49-0	18	35	7	512	13.5
15-16	82-0	1682	317	681	.465	185	242	.764	100	167	267	52	94-0	24	70	7	863	10.5
16-17	78-1	1516	288	598	.482	147	190	.774	84	136	220	35	86-0	22	56	6	772	9.9
17-18	32-2	301	47	121	.388	22	31	.710	15	30	45	7	23-0	4	1	1	94	3.8
TOTAL	267-16	4655	903	1921	.473	484	648	.747	286	453	739	144	276-0	77	182	23	2410	9.0

Three-point FG: 13-14, 3-11 (.273); 14-15, 20-51 (.392); 15-16, 44-152 (.289); 16-17, 49-145 (.338); 17-18, 3-8 (.375). Total, 120-378 (.317)

MURPHY, TOD			COLLEGE: UC IRVINE '86			NO: 4/9		POS: F		HT: 6-10		BIRTHDATE: DECEMBER 24, 1963				
-------------	--	--	------------------------	--	--	---------	--	--------	--	----------	--	------------------------------	--	--	--	--

**ACQUIRED:** Signed as a free agent on Aug. 16, 1989.

**DEPARTED:** Released on June 16, 1992.

YEAR	G-GS	MIN	FG	FGA	PCT	FT	FTA	PCT	OR	DR	TOT	A	PF-D	STL	TO	BLK	PTS	AVG
89-90	82-59	2493	260	552	.471	144	203	.709	207	357	564	106	229-2	76	61	60	680	8.3
90-91	52-19	1063	90	227	.396	70	105	.667	92	163	255	60	101-1	25	32	20	251	4.8
91-92	47-3	429	39	80	.488	19	34	.559	36	74	110	11	40-0	9	18	8	98	2.1
TOTAL	181-81	3985	389	859	.453	233	342	.681	335	594	929	177	370-3	110	111	88	1029	5.7

Three-point FG: 89-90, 16-43 (.372); 90-91, 1-17 (.059); 91-92, 1-2 (.500). Total: 18-62 (.290)

NEAL, GARY			COLLEGE: TOWSON '07			NO: 12		POS: G		HT: 6-4		BIRTHDATE: OCTOBER 3, 1984				
------------	--	--	---------------------	--	--	--------	--	--------	--	---------	--	----------------------------	--	--	--	--

**ACQUIRED:** From Charlotte with a second-round pick for Troy Daniels and Mo Williams.

**DEPARTED:** Unrestricted free agent on July 1, 2015.

YEAR	G-GS	MIN	FG	FGA	PCT	FT	FTA	PCT	OR	DR	TOT	A	PF-D	STL	TO	BLK	PTS	AVG
14-15	11-1	262	45	105	.429	29	33	.879	0	35	35	20	18-0	7	10	0	130	11.8

Three-point FG: 14-15, 11-31 (.355).





## FORMER PLAYER STATS

<b>NESTEROVIC, RASHO</b>		<b>COLLEGE: SLOVENIA '98</b>		<b>NO: 8</b>		<b>POS: C</b>		<b>HT: 7-0</b>		<b>BIRTHDATE: MAY 30, 1976</b>	
--------------------------	--	------------------------------	--	--------------	--	---------------	--	----------------	--	--------------------------------	--

**ACQUIRED:** 1998 NBA Draft (1st Round/17th overall).  
**DEPARTED:** Unrestricted free agent on July 1, 2003.

YEAR	G-GS	MIN	FG	FGA	PCT	FT	FTA	PCT	OR	DR	TOT	A	PF-D	STL	TO	BLK	PTS	AVG
98-99	2-0	30	3	12	.250	2	2	1.000	3	5	8	1	5-0	0	1	0	8	4.0
99-00	82-55	1723	206	433	.476	59	103	.573	135	244	379	93	262-9	21	71	85	471	5.7
00-01	73-39	1233	147	319	.461	34	65	.523	99	187	286	45	189-3	25	55	63	328	4.5
01-02	82-82	2218	324	657	.493	39	71	.549	200	334	534	75	262-3	45	94	109	687	8.4
02-03	77-77	2337	400	762	.525	61	95	.642	146	358	504	114	256-9	39	99	116	861	11.2
TOTAL	316-253	7541	1080	2183	.495	195	336	.580	583	1128	1711	328	974-24	130	320	373	2355	7.5

Three-point FG: 99-00, 0-2 (.000); 00-01, 0-1 (.000); 01-02, 0-1 (.000); 02-03, 0-2 (.000). Total, 0-6 (.000)

### PLAYOFFS

YEAR	G-GS	MIN	FG	FGA	PCT	FT	FTA	PCT	OR	DR	TOT	A	PF-D	STL	TO	BLK	PTS	AVG
98-99	3-0	29	4	8	.500	0	0	---	4	3	7	3	4-0	0	1	0	8	2.7
99-00	4-4	126	11	25	.440	3	6	.500	5	8	13	6	20-1	3	4	7	25	6.3
00-01	4-2	49	5	13	.385	0	0	---	5	7	12	3	9-0	1	3	3	10	2.5
01-02	3-3	92	15	31	.484	4	9	.444	6	14	20	3	10-0	1	4	0	34	11.3
02-03	6-6	169	19	38	.500	4	6	.667	9	21	30	4	28-0	1	5	4	42	7.0
TOTAL	20-15	465	54	115	.470	11	21	.524	29	53	82	19	71-1	6	17	14	119	6.0

<b>OLLIE, KEVIN</b>		<b>COLLEGE: CONNECTICUT '97</b>		<b>NO: 12</b>		<b>POS: G</b>		<b>HT: 6-2</b>		<b>BIRTHDATE: DECEMBER 12, 1972</b>	
---------------------	--	---------------------------------	--	---------------	--	---------------	--	----------------	--	-------------------------------------	--

**ACQUIRED:** Signed as a free agent on Oct. 1, 2008.  
**DEPARTED:** Unrestricted free agent on July 1, 2009.

YEAR	G-GS	MIN	FG	FGA	PCT	FT	FTA	PCT	OR	DR	TOT	A	PF-D	STL	TO	BLK	PTS	AVG
08-09	50-21	850	61	150	.407	80	96	.833	13	62	75	117	79-0	19	34	4	202	4.0

Three-point FG: 0-1 (.000)

<b>OLWOKANDI, MICHAEL</b>		<b>COLLEGE: UNIVERSITY OF PACIFIC '98</b>		<b>NO: 34</b>		<b>POS: C</b>		<b>HT: 7-0</b>		<b>BIRTHDATE: APRIL 3, 1975</b>	
---------------------------	--	---	--	---------------	--	---------------	--	----------------	--	---------------------------------	--

**ACQUIRED:** Signed as a free agent on July 16, 2003.  
**DEPARTED:** Traded to Boston along with Wally Szczerbiak, Dwayne Jones and a future first-round draft pick in exchange for Ricky Davis, Marcus Banks, Justin Reed and two conditional second-round draft picks (2006 and 2008) on Jan. 26, 2006.

YEAR	G-GS	MIN	FG	FGA	PCT	FT	FTA	PCT	OR	DR	TOT	A	PF-D	STL	TO	BLK	PTS	AVG
03-04	43-25	925	121	285	.425	36	61	.590	78	167	245	24	137-3	16	54	68	278	6.5
04-05	62-34	1215	161	353	.456	46	69	.667	106	218	324	29	193-3	15	68	56	368	5.9
05-06	32-24	752	87	195	.446	19	39	.487	45	134	179	17	100-2	19	41	27	193	6.0
TOTAL	137-83	2892	369	833	.443	101	169	.598	229	519	748	70	430-8	50	163	151	839	6.1

### PLAYOFFS

YEAR	G-GS	MIN	FG	FGA	PCT	FT	FTA	PCT	OR	DR	TOT	A	PF-D	STL	TO	BLK	PTS	AVG
03-04	15-2	224	12	37	.324	7	8	.875	16	36	52	2	50-0	2	17	11	31	2.1

<b>ONUAKU, ARINZE</b>		<b>COLLEGE: SYRACUSE '10</b>		<b>NO: 50</b>		<b>POS: F</b>		<b>HT: 6-9</b>		<b>BIRTHDATE: JULY 13, 1987</b>	
-----------------------	--	------------------------------	--	---------------	--	---------------	--	----------------	--	---------------------------------	--

**ACQUIRED:** Signed as a free agent on Apr. 7, 2015.  
**DEPARTED:** Unrestricted free agent on July 1, 2015.

YEAR	G-GS	MIN	FG	FGA	PCT	FT	FTA	PCT	OR	DR	TOT	A	PF-D	STL	TO	BLK	PTS	AVG
14-15	6-1	68	12	14	.857	3	8	.375	7	14	21	4	6-0	1	2	3	27	4.5

<b>PACK, ROBERT</b>		<b>COLLEGE: SOUTHERN CALIFORNIA '91</b>		<b>NO: 14</b>		<b>POS: G</b>		<b>HT: 6-2</b>		<b>BIRTHDATE: FEBRUARY 3, 1969</b>	
---------------------	--	---	--	---------------	--	---------------	--	----------------	--	------------------------------------	--

**ACQUIRED:** Signed as a free agent on March 11, 2002.  
**DEPARTED:** Unrestricted free agent on July 1, 2002.

YEAR	G-GS	MIN	FG	FGA	PCT	FT	FTA	PCT	OR	DR	TOT	A	PF-D	STL	TO	BLK	PTS	AVG
01-02	16-0	252	25	68	.368	11	15	.733	7	16	23	49	32-0	13	20	0	62	3.9

Three-point FG: 1-4 (.250)

### PLAYOFFS

YEAR	G-GS	MIN	FG	FGA	PCT	FT	FTA	PCT	OR	DR	TOT	A	PF-D	STL	TO	BLK	PTS	AVG
01-02	3-0	10	1	5	.200	1	1	1.000	0	0	0	0	5-0	0	1	0	3	1.0

Three-point FG: 0-1 (.000)



## FORMER PLAYER STATS

PARKS, CHEROKEE			COLLEGE: DUKE '95			NO: 44			POS: F/C			HT: 6-11			BIRTHDATE: OCTOBER 11, 1972				
-----------------	--	--	-------------------	--	--	--------	--	--	----------	--	--	----------	--	--	-----------------------------	--	--	--	--

**ACQUIRED:** From Dallas on June 29, 1996 for restructuring the conditions of the first-round pick owed to Dallas from the Nov. 1, 1994 Sean Rooks trade. Dallas received Minnesota's first-round pick in 1997.  
**DEPARTED:** Unrestricted free agent on July 1, 1998.

YEAR	G-GS	MIN	FG	FGA	PCT	FT	FTA	PCT	OR	DR	TOT	A	PF-D	STL	TO	BLK	PTS	AVG
96-97	76-0	961	103	202	.510	46	76	.605	83	112	195	34	150-2	41	32	48	252	3.3
97-98	79-43	1703	224	449	.499	110	169	.651	140	297	437	53	237-4	36	66	86	558	7.1
TOTAL	155-43	2664	327	651	.502	156	245	.637	223	409	632	87	387-6	77	98	134	810	5.2

Three-point FG: 96-97, 0-1 (.000); 97-98, 0-1 (.000). Total, 0-2 (.000)

### PLAYOFFS

YEAR	G-GS	MIN	FG	FGA	PCT	FT	FTA	PCT	OR	DR	TOT	A	PF-D	STL	TO	BLK	PTS	AVG
96-97	1-0	11	2	3	.667	0	0	---	0	5	5	0	5-0	1	0	0	4	4.0
97-98	1-0	1	0	0	---	0	0	---	0	0	0	0	0-0	0	0	0	0	0.0
TOTAL	2-0	12	2	3	.667	0	0	---	0	5	5	0	5-0	1	0	0	4	2.0

PATTERSON, ANDRAE			COLLEGE: INDIANA '98			NO: 45/33			POS: F			HT: 6-9			BIRTHDATE: NOVEMBER 12, 1975				
-------------------	--	--	----------------------	--	--	-----------	--	--	--------	--	--	---------	--	--	------------------------------	--	--	--	--

**ACQUIRED:** 1998 NBA Draft (2nd Round/46th overall).  
**DEPARTED:** Unrestricted free agent on July 1, 2001.

YEAR	G-GS	MIN	FG	FGA	PCT	FT	FTA	PCT	OR	DR	TOT	A	PF-D	STL	TO	BLK	PTS	AVG
98-99	35-0	284	43	97	.443	28	36	.778	30	35	65	15	62-1	19	22	7	114	3.3
99-00	5-0	20	3	4	.750	0	0	---	1	1	2	1	4-0	1	1	0	6	1.2
00-01	Did not play - injured																	
TOTAL	40-0	304	46	101	.455	28	36	.778	31	36	67	16	66-1	20	23	7	120	3.0

Three-point FG: 98-99, 0-5 (.000). Total, 0-5 (.000)

### PLAYOFFS

YEAR	G-GS	MIN	FG	FGA	PCT	FT	FTA	PCT	OR	DR	TOT	A	PF-D	STL	TO	BLK	PTS	AVG
98-99	2-0	7	0	0	---	0	0	---	1	3	4	2	1-0	0	1	0	0	0.0

PAVLOVIC, SASHA			COLLEGE: MONTENEGRO			NO: 11			POS: G/F			HT: 6-7			BIRTHDATE: NOVEMBER 15, 1983				
-----------------	--	--	---------------------	--	--	--------	--	--	----------	--	--	---------	--	--	------------------------------	--	--	--	--

**ACQUIRED:** Signed as a free agent on Sept. 17, 2009.  
**DEPARTED:** Unrestricted free agent on July 1, 2010.

YEAR	G-GS	MIN	FG	FGA	PCT	FT	FTA	PCT	OR	DR	TOT	A	PF-D	STL	TO	BLK	PTS	AVG
09-10	71-0	877	109	300	.363	10	26	.385	12	105	117	58	84-1	23	53	6	263	3.7

Three-point FG: 35-118 (.297)

PAYNE, ADREIAN			COLLEGE: MICHIGAN STATE '14			NO: 33			POS: F			HT: 6-10			BIRTHDATE: FEBRUARY 19, 1991				
----------------	--	--	-----------------------------	--	--	--------	--	--	--------	--	--	----------	--	--	------------------------------	--	--	--	--

**ACQUIRED:** From Atlanta for a protected future first round pick on Feb. 10, 2015.  
**DEPARTED:** Unrestricted free agent on July 1, 2017.

YEAR	G-GS	MIN	FG	FGA	PCT	FT	FTA	PCT	OR	DR	TOT	A	PF-D	STL	TO	BLK	PTS	AVG
14-15	29-22	720	89	213	.418	29	44	.659	47	111	158	30	84-0	18	44	9	208	7.2
15-16	52-2	486	53	145	.366	17	26	.654	20	91	111	29	77-1	16	36	11	132	2.5
16-17	18-0	135	23	54	.426	14	19	.737	9	24	33	7	32-0	8	8	7	63	3.5
TOTAL	102-24	1360	167	419	.399	61	91	.670	77	229	306	66	197-1	43	88	27	408	4.0

Three-point FG: 14-15, 1-8 (.125); 15-16, 9-32 (.281); 16-17, 3-15 (.200). Total, 13-56 (.232)

PECHEROV, OLEKSIY			COLLEGE: UKRAINE			NO: 4			POS: C			HT: 7-0			BIRTHDATE: DECEMBER 8, 1985				
-------------------	--	--	------------------	--	--	-------	--	--	--------	--	--	---------	--	--	-----------------------------	--	--	--	--

**ACQUIRED:** From Washington with Darius Songaila, Etan Thomas and a future first-round pick for Randy Foye and Mike Miller on June 24, 2009.  
**DEPARTED:** Unrestricted free agent on July 1, 2010.

YEAR	G-GS	MIN	FG	FGA	PCT	FT	FTA	PCT	OR	DR	TOT	A	PF-D	STL	TO	BLK	PTS	AVG
09-10	44-5	447	77	188	.410	29	32	.906	32	92	124	11	55-0	9	32	14	197	4.5

Three-point FG: 14-52 (.269)



## FORMER PLAYER STATS

**PEELER, ANTHONY** COLLEGE: MISSOURI '92 NO: 1/44 POS: G HT: 6-4 BIRTHDATE: NOVEMBER 25, 1969

ACQUIRED: From Vancouver for Doug West on Feb. 18, 1998.

DEPARTED: Traded to Milwaukee with Joe Smith for Sam Cassell and Ervin Johnson on June 27, 2003.

YEAR	G-GS	MIN	FG	FGA	PCT	FT	FTA	PCT	OR	DR	TOT	A	PF-D	STL	TO	BLK	PTS	AVG
97-98	30-24	991	155	348	.445	32	41	.780	31	72	103	114	81-0	52	45	6	390	13.0
98-99	28-28	810	103	272	.379	30	41	.732	30	54	84	78	60-0	35	38	6	270	9.6
99-00	82-22	2073	316	725	.436	87	109	.798	58	174	232	195	171-1	62	85	10	804	9.8
00-01	75-41	2126	308	732	.421	75	87	.862	44	148	192	192	166-1	91	105	18	791	10.5
01-02	82-0	2060	288	684	.421	50	58	.862	37	169	206	177	137-0	61	76	11	737	9.0
02-03	82-39	2245	252	609	.414	39	50	.780	40	201	241	244	161-0	72	82	13	630	7.7
TOTAL	379-154	10305	1422	3373	.422	313	386	.811	240	818	1058	1000	776-2	373	431	64	3622	9.6

Three-point FG: 97-98, 48-106 (.453); 98-99, 34-114 (.298); 99-00, 85-255 (.333); 00-01, 100-256 (.391); 01-02, 111-283 (.392); 02-03, 87-212 (.410). Total, 465-1226 (.379)

### PLAYOFFS

YEAR	G-GS	MIN	FG	FGA	PCT	FT	FTA	PCT	OR	DR	TOT	A	PF-D	STL	TO	BLK	PTS	AVG
97-98	5-5	213	31	77	.403	4	4	1.000	16	22	38	18	15-0	10	8	3	81	16.2
98-99	4-4	125	11	35	.314	0	0	---	7	9	16	6	12-1	4	4	0	27	6.8
99-00	4-0	90	11	24	.458	6	8	.750	2	7	9	5	9-0	3	1	1	30	7.5
00-01	4-4	137	14	53	.264	0	0	---	3	11	14	7	10-0	7	6	1	34	8.5
01-02	3-0	67	9	20	.450	4	6	.667	1	12	13	2	5-0	4	6	0	27	9.0
02-03	6-5	166	13	38	.342	1	2	.500	5	16	21	18	14-0	4	4	1	29	4.8
TOTAL	26-18	798	89	247	.360	15	20	.750	34	77	111	48	65-1	32	29	6	228	8.8

Three-point FG: 97-98, 15-31 (.484); 98-99, 5-13 (.385); 99-00, 2-10 (.200); 00-01, 6-17 (.253); 01-02, 5-9 (.556); 02-03, 2-16 (.125). Total, 35-96 (.365)

**PERSON, CHUCK** COLLEGE: AUBURN '86 NO: 45 POS: F HT: 6-8 BIRTHDATE: JUNE 27, 1964

ACQUIRED: From Indiana with Micheal Williams for Sam Mitchell and Pooh Richardson on Sept. 8, 1992.

DEPARTED: Unrestricted free agent on July 1, 1994.

YEAR	G-GS	MIN	FG	FGA	PCT	FT	FTA	PCT	OR	DR	TOT	A	PF-D	STL	TO	BLK	PTS	AVG
92-93	78-75	2985	541	1248	.433	109	168	.649	98	335	433	343	198-2	67	219	30	1309	16.8
93-94	77-37	2029	356	843	.422	82	108	.759	55	198	253	185	164-0	45	121	12	894	11.6
TOTAL	155-112	5014	897	2091	.429	191	276	.692	153	533	686	528	362-2	112	340	42	2203	14.2

Three-point FG: 92-93, 118-332 (.355); 93-94, 100-272 (.368). Total, 218-604 (.361)

**PORTER, TERRY** COLLEGE: WISCONSIN-STEVENS POINT '85 NO: 30 POS: G HT: 6-3 BIRTHDATE: APRIL 8, 1963

ACQUIRED: Signed as a free agent on Oct. 16, 1995.

DEPARTED: Unrestricted free agent on July 1, 1998.

YEAR	G-GS	MIN	FG	FGA	PCT	FT	FTA	PCT	OR	DR	TOT	A	PF-D	STL	TO	BLK	PTS	AVG
95-96	82-40	2072	269	608	.442	164	209	.785	36	176	212	452	154-0	89	173	15	773	9.4
96-97	82-20	1568	187	449	.416	127	166	.765	31	145	176	295	104-0	54	128	11	568	6.9
97-98	82-8	1786	259	577	.449	167	195	.856	37	131	168	271	103-0	63	104	16	777	9.5
TOTAL	246-68	5426	715	1634	.438	458	570	.804	104	452	556	915	361-0	206	405	42	2118	8.6

Three-point FG: 95-96, 71-226 (.314); 96-97, 67-200 (.335); 97-98, 92-223 (.395). Total, 230-649 (.354)

### PLAYOFFS

YEAR	G-GS	MIN	FG	FGA	PCT	FT	FTA	PCT	OR	DR	TOT	A	PF-D	STL	TO	BLK	PTS	AVG
96-97	3-0	46	5	13	.385	3	4	.750	1	2	3	9	2-0	2	2	2	16	5.3
97-98	5-4	188	27	63	.429	15	18	.833	7	18	25	16	10-0	5	4	0	79	15.8
TOTAL	8-4	234	32	76	.421	18	22	.818	8	20	28	25	12-0	7	6	2	95	11.9

Three-point FG: 1996-97, 3-9 (.333); 1997-98, 10-25 (.400). Total, 13-34 (.382)



## FORMER PLAYER STATS

**PRICE, A.J.** COLLEGE: CONNECTICUT '09 NO: 22 POS: G HT: 6-2 BIRTHDATE: OCTOBER 7, 1986

ACQUIRED: Signed as a free agent on Sept. 27, 2013.  
DEPARTED: Waived on Apr. 3, 2014.

YEAR	G-GS	MIN	FG	FGA	PCT	FT	FTA	PCT	OR	DR	TOT	A	PF-D	STL	TO	BLK	PTS	AVG
13-14	28-0	99	19	46	.413	0	2	.000	1	9	10	13	5-0	1	7	0	44	1.6

Three-point FG: 13-14, 6-22 (.273)

**PRINCE, TAYSHAUN** COLLEGE: KENTUCKY '02 NO: 12 POS: F HT: 6-9 BIRTHDATE: FEBRUARY 28, 1980

ACQUIRED: Signed as a free agent on Aug. 20, 2015.  
DEPARTED: Unrestricted free agent on July 1, 2016.

YEAR	G-GS	MIN	FG	FGA	PCT	FT	FTA	PCT	OR	DR	TOT	A	PF-D	STL	TO	BLK	PTS	AVG
15-16	77-44	1462	102	229	.445	13	19	.684	32	115	147	73	62-0	36	27	13	221	2.9

Three-point FG: 4-23 (.174)

**RADULJICA, MIROSLAV** COUNTRY: SERBIA NO: 13 POS: C HT: 7-0 BIRTHDATE: JANUARY 5, 1988

ACQUIRED: Signed to a 10-day contract on Jan. 8, 2015.  
DEPARTED: Waived on Jan. 27, 2015.

YEAR	G-GS	MIN	FG	FGA	PCT	FT	FTA	PCT	OR	DR	TOT	A	PF-D	STL	TO	BLK	PTS	AVG
14-15	5-0	23	3	8	.375	2	2	1.000	2	3	5	0	8-0	1	2	0	8	1.6

**RAKOCEVIC, IGOR** COLLEGE: YUGOSLAVIA '00 NO: 36 POS: G HT: 6-3 BIRTHDATE: MARCH 29, 1978

ACQUIRED: 2000 NBA Draft (2nd Round/51st overall).  
DEPARTED: Released on May 6, 2003.

YEAR	G-GS	MIN	FG	FGA	PCT	FT	FTA	PCT	OR	DR	TOT	A	PF-D	STL	TO	BLK	PTS	AVG
02-03	42-0	244	22	58	.379	29	36	.806	4	13	17	33	25-0	4	23	0	78	1.9

Three-point FG: 02-03, 5-12 (.417)

**RANDALL, MARK** COLLEGE: KANSAS '91 NO: 52 POS: F HT: 6-9 BIRTHDATE: SEPTEMBER 30, 1967

ACQUIRED: Claimed off waivers on Jan. 2, 1992.  
DEPARTED: Traded to Detroit with Gerald Glass for Lance Blanks, Brad Sellers and a future second-round pick on Nov. 15, 1992.

YEAR	G-GS	MIN	FG	FGA	PCT	FT	FTA	PCT	OR	DR	TOT	A	PF-D	STL	TO	BLK	PTS	AVG
91-92	39-0	374	58	127	.457	26	35	.743	35	27	62	26	31-0	12	19	3	145	3.7
92-93	2-0	8	0	1	.000	0	0	.000	0	0	0	1	1-0	0	1	0	0	0.0
TOTAL	41-0	382	58	128	.453	26	35	.743	35	27	62	27	32-0	12	20	3	145	3.7

Three-point FG: 91-92, 3-14 (.214); 92-93, 0-1 (.000). Total, 3-15 (.200)

**RANDOLPH, ANTHONY** COLLEGE: LSU '08 NO: 15 POS: F HT: 6-11 BIRTHDATE: JULY 15, 1989

ACQUIRED: From New York, along with Eddie Curry, cash considerations and a future second round pick from Denver, in a three-team, 13-player trade that sent Corey Brewer to New York and Kosta Koufos to Denver.  
DEPARTED: Not extended qualifying offer - June 30, 2012.

YEAR	G-GS	MIN	FG	FGA	PCT	FT	FTA	PCT	OR	DR	TOT	A	PF-D	STL	TO	BLK	PTS	AVG
10-11	23-3	463	109	219	.498	52	74	.703	32	88	120	26	47-0	18	43	16	270	11.7
11-12	34-5	517	94	200	.470	64	84	.762	42	81	123	19	56-1	13	40	35	252	7.4
TOTAL	57-8	980	203	419	.484	116	158	.734	74	169	243	45	103-1	31	83	51	522	9.2

Three-point FG: 0-1 (.000)

**RATLIFF, THEO** COLLEGE: WYOMING '95 NO: 42 POS: C HT: 6-10 BIRTHDATE: APRIL 17, 1973

ACQUIRED: From Boston with Al Jefferson, Gerald Green, Ryan Gomes, Sebastian Telfair and two future first-round picks for Kevin Garnett on July 31, 2007.  
DEPARTED: Waived on Feb. 29, 2008

YEAR	G-GS	MIN	FG	FGA	PCT	FT	FTA	PCT	OR	DR	TOT	A	PF-D	STL	TO	BLK	PTS	AVG
07-08	10-6	214	23	45	.511	17	25	.680	13	26	39	7	30-1	3	12	19	63	6.3

Three-point FG: 0-1 (.000)





## FORMER PLAYER STATS

REED, JUSTIN		COLLEGE: MISSISSIPPI '04		NO: 9		POS: F		HT: 6-8		BIRTHDATE: JANUARY 16, 1982	
--------------	--	--------------------------	--	-------	--	--------	--	---------	--	-----------------------------	--

**ACQUIRED:** From Boston with Mark Blount, Ricky Davis and Marcus Banks and two future second-round picks for Wally Szczerbiak, Michael Olowokandi and Dwayne Jones and a future first-round pick on Jan. 26, 2006.  
**DEPARTED:** Traded to Houston with Mike James for Juwan Howard on June 14, 2007.

YEAR	G-GS	MIN	FG	FGA	PCT	FT	FTA	PCT	OR	DR	TOT	A	PF-D	STL	TO	BLK	PTS	AVG
05-06	40-6	706	94	221	.425	62	80	.775	40	55	95	34	118-1	18	37	11	250	6.3
06-07	41-3	318	40	107	.374	26	30	.867	15	31	46	17	44-0	5	22	3	106	2.6
TOTAL	81-9	1014	134	328	.409	88	110	.800	55	86	141	51	162-1	23	59	14	356	4.4

Three-point FG: 05-06, 0-1 (.000); 06-07, 0-0 (----). Total, 0-1 (.000)

RICHARD, CHRIS		COLLEGE: FLORIDA '07		NO: 32		POS: F		HT: 6-9		BIRTHDATE: DECEMBER 25, 1984	
----------------	--	----------------------	--	--------	--	--------	--	---------	--	------------------------------	--

**ACQUIRED:** 2007 NBA Draft (2nd Round/41st overall).  
**DEPARTED:** Released on Oct. 23, 2008.

YEAR	G-GS	MIN	FG	FGA	PCT	FT	FTA	PCT	OR	DR	TOT	A	PF-D	STL	TO	BLK	PTS	AVG
07-08	52-3	556	41	87	.471	16	27	.593	52	83	135	18	83-0	10	23	12	98	1.9

RICHARDSON, POOH		COLLEGE: UCLA '89		NO: 24		POS: G		HT: 6-1		BIRTHDATE: MAY 14, 1966	
------------------	--	-------------------	--	--------	--	--------	--	---------	--	-------------------------	--

**ACQUIRED:** 1989 NBA Draft (1st Round/10th overall).  
**DEPARTED:** Traded to Indiana with Sam Mitchell for Chuck Person and Micheal Williams on Sept. 8, 1992.

YEAR	G-GS	MIN	FG	FGA	PCT	FT	FTA	PCT	OR	DR	TOT	A	PF-D	STL	TO	BLK	PTS	AVG
89-90	82-48	2581	426	925	.461	63	107	.589	55	162	217	554	143-0	133	141	25	938	11.4
90-91	82-82	3154	635	1350	.470	89	165	.539	82	204	286	734	114-0	131	174	13	1401	17.1
91-92	82-82	2922	587	1261	.466	123	178	.691	91	210	301	685	152-0	119	204	25	1350	16.5
TOTAL	246-212	8657	1648	3536	.466	275	450	.611	228	576	804	1973	409-0	383	519	63	3689	15.0

Three-point FG: 89-90, 23-83 (.277); 90-91, 42-128 (.328); 91-92, 53-155 (.342). Total, 118-366 (.322)

RIDER, ISAIAH		COLLEGE: UNLV '93		NO: 34		POS: G		HT: 6-5		BIRTHDATE: MARCH 12, 1971	
---------------	--	-------------------	--	--------	--	--------	--	---------	--	---------------------------	--

**ACQUIRED:** 1993 NBA Draft (1st Round/5th overall).  
**DEPARTED:** Traded to Portland for James Robinson, Bill Curley and a first-round draft pick in 1997 or 1998 on July 23, 1996.

YEAR	G-GS	MIN	FG	FGA	PCT	FT	FTA	PCT	OR	DR	TOT	A	PF-D	STL	TO	BLK	PTS	AVG
93-94	79-60	2415	522	1115	.468	215	265	.811	118	197	315	202	194-0	54	218	28	1313	16.6
94-95	75-67	2645	558	1249	.447	277	339	.817	90	159	249	245	194-3	69	232	23	1532	20.4
95-96	75-68	2594	560	1206	.464	248	296	.838	99	210	309	213	204-2	48	201	23	1470	19.6
TOTAL	229-195	7654	1640	3570	.459	740	900	.822	307	566	873	760	592-5	171	651	74	4315	18.8

Three-point FG: 93-94, 54-150 (.360); 94-95, 139-396 (.351); 95-96, 102-275 (.371). Total, 295-821 (.359)

RIDNOUR, LUKE		COLLEGE: OREGON '03		NO: 13		POS: G		HT: 6-2		BIRTHDATE: FEBRUARY 13, 1981	
---------------	--	---------------------	--	--------	--	--------	--	---------	--	------------------------------	--

**ACQUIRED:** Signed as a free agent on July 21, 2010.  
**DEPARTED:** Traded to Milwaukee along with a 2014 2nd-round pick in a three-team deal in which the Wolves acquired Kevin Martin (sign-and-trade) and cash considerations from Oklahoma City on July 11, 2013.

YEAR	G-GS	MIN	FG	FGA	PCT	FT	FTA	PCT	OR	DR	TOT	A	PF-D	STL	TO	BLK	PTS	AVG
10-11	71-66	2159	319	681	.468	121	137	.883	37	162	199	384	146-1	89	158	10	840	11.8
11-12	53-53	1750	242	550	.440	106	119	.891	19	122	141	252	136-1	56	96	16	639	12.1
12-13	82-82	2474	367	811	.453	139	164	.848	41	165	206	311	187-1	82	130	15	939	11.5
TOTAL	206-201	6383	928	2042	.454	366	420	.871	97	449	546	947	469-3	227	384	41	2418	11.7

Three-point FG: 10-11, 81-184 (.440); 11-12, 49-152 (.322); 12-13, 66-212 (.311). Total, 196-548 (.358)

RILEY, ERIC		COLLEGE: MICHIGAN '93		NO: 40		POS: C		HT: 7-0		BIRTHDATE: JUNE 2, 1970	
-------------	--	-----------------------	--	--------	--	--------	--	---------	--	-------------------------	--

**ACQUIRED:** Signed as a free agent on Oct. 14, 1995.  
**DEPARTED:** Unrestricted free agent on July 1, 1996.

YEAR	G-GS	MIN	FG	FGA	PCT	FT	FTA	PCT	OR	DR	TOT	A	PF-D	STL	TO	BLK	PTS	AVG
95-96	25-10	310	35	74	.473	22	28	.786	32	44	76	5	42-0	8	17	16	92	3.7

Three-point FG: 0-1 (.000)



## FORMER PLAYER STATS

ROBERTS, STANLEY			COLLEGE: LSU '91			NO: 53			POS: C			HT: 7-0			BIRTHDATE: FEBRUARY 7, 1970				
------------------	--	--	------------------	--	--	--------	--	--	--------	--	--	---------	--	--	-----------------------------	--	--	--	--

ACQUIRED: From the L.A. Clippers for Stojko Vrankovic on June 25, 1997.  
DEPARTED: Unrestricted free agent on June 15, 1998.

YEAR	G-GS	MIN	FG	FGA	PCT	FT	FTA	PCT	OR	DR	TOT	A	PF-D	STL	TO	BLK	PTS	AVG
97-98	74-4	1328	191	386	.495	75	156	.481	109	254	363	27	226-5	24	70	72	457	6.2

### PLAYOFFS

YEAR	G-GS	MIN	FG	FGA	PCT	FT	FTA	PCT	OR	DR	TOT	A	PF-D	STL	TO	BLK	PTS	AVG
97-98	1-0	8	0	1	.000	1	2	.500	1	1	2	0	0-0	0	1	0	1	1.0

ROBINSON III, GLENN			COLLEGE: MICHIGAN '14			NO: 1			POS: G/F			HT: 6-7			BIRTHDATE: JANUARY 8, 1994				
---------------------	--	--	-----------------------	--	--	-------	--	--	----------	--	--	---------	--	--	----------------------------	--	--	--	--

ACQUIRED: 2014 NBA Draft (2nd round/40th overall).  
DEPARTED: Waived on March 5, 2015.

YEAR	G-GS	MIN	FG	FGA	PCT	FT	FTA	PCT	OR	DR	TOT	A	PF-D	STL	TO	BLK	PTS	AVG
14-15	25-0	108	8	24	.333	12	16	.750	4	10	14	3	5-0	3	3	0	29	1.2

Three-point FG: 14-15, 1-6 (.167).

ROBINSON, JAMES			COLLEGE: ALABAMA '93			NO: 26			POS: G			HT: 6-2			BIRTHDATE: AUGUST 31, 1970				
-----------------	--	--	----------------------	--	--	--------	--	--	--------	--	--	---------	--	--	----------------------------	--	--	--	--

ACQUIRED: Signed as a free agent on March 26, 1999.  
DEPARTED: Unrestricted free agent on July 1, 1999.

YEAR	G-GS	MIN	FG	FGA	PCT	FT	FTA	PCT	OR	DR	TOT	A	PF-D	STL	TO	BLK	PTS	AVG
96-97	69-5	1309	196	482	.407	78	114	.684	24	88	112	126	125-1	30	69	8	572	8.3
98-99	17-0	226	28	87	.322	8	14	.571	8	27	35	38	31-0	8	28	5	77	4.5
TOTAL	86-5	1535	224	569	.394	86	128	.672	32	115	147	164	156-1	38	97	13	649	7.5

Three-point FG: 96-97, 102-267 (.382); 98-99, 13-44 (.295). Total, 115-311 (.370)

### PLAYOFFS

YEAR	G-GS	MIN	FG	FGA	PCT	FT	FTA	PCT	OR	DR	TOT	A	PF-D	STL	TO	BLK	PTS	AVG
96-97	2-0	31	5	12	.417	0	0	---	1	2	3	3	4-0	2	1	0	14	7.0
98-99	4-0	10	1	4	.250	0	0	---	0	1	1	0	3-0	0	3	0	3	0.8
TOTAL	6-0	41	6	16	.385	0	0	---	1	3	4	3	7-0	2	4	0	17	2.8

Three-point FG: 1997, 4-10 (.400); 1999, 1-3 (.333). Total, 5-13 (.385)

ROOKS, SEAN			COLLEGE: ARIZONA '92			NO: 45			POS: C			HT: 6-10			BIRTHDATE: SEPTEMBER 9, 1969				
-------------	--	--	----------------------	--	--	--------	--	--	--------	--	--	----------	--	--	------------------------------	--	--	--	--

ACQUIRED: From Dallas for a conditional 1996, 1997 or 1998 first-round draft pick on Nov. 1, 1994.  
DEPARTED: Traded to Atlanta with Christian Laettner for Andrew Lang and Anthony "Spud" Webb on Feb. 22, 1996.

YEAR	G-GS	MIN	FG	FGA	PCT	FT	FTA	PCT	OR	DR	TOT	A	PF-D	STL	TO	BLK	PTS	AVG
94-95	80-70	2405	289	615	.470	290	381	.761	165	321	486	97	208-1	29	142	71	868	10.9
95-96	49-7	902	112	227	.493	106	159	.667	60	144	204	38	106-0	19	49	28	331	6.8
TOTAL	129-77	3307	401	842	.476	396	540	.733	225	465	690	135	314-1	48	191	99	1199	9.3

Three-point FG: 94-95, 0-5 (.000); 95-96, 1-6 (.167). Total, 1-11 (.091)

ROTH, SCOTT			COLLEGE: WISCONSIN '85			NO: 3			POS: F			HT: 6-6			BIRTHDATE: JUNE 3, 1963				
-------------	--	--	------------------------	--	--	-------	--	--	--------	--	--	---------	--	--	-------------------------	--	--	--	--

ACQUIRED: Selected in Expansion Draft from San Antonio on June 15, 1989.  
DEPARTED: Released on July 6, 1990.

YEAR	G-GS	MIN	FG	FGA	PCT	FT	FTA	PCT	OR	DR	TOT	A	PF-D	STL	TO	BLK	PTS	AVG
89-90	71-3	1061	159	420	.379	150	201	.746	34	78	112	115	144-1	51	85	6	486	6.8

Three-point FG: 18-52 (.346)

ROY, BRANDON			COLLEGE: WASHINGTON '04			NO: 3			POS: G			HT: 6-6			BIRTHDATE: JULY 23, 1984				
--------------	--	--	-------------------------	--	--	-------	--	--	--------	--	--	---------	--	--	--------------------------	--	--	--	--

ACQUIRED: Signed as a free agent on Aug. 31, 2012.  
DEPARTED: Waived on May 10, 2013.

YEAR	G-GS	MIN	FG	FGA	PCT	FT	FTA	PCT	OR	DR	TOT	A	PF-D	STL	TO	BLK	PTS	AVG
12-13	5-5	122	11	35	.314	7	10	.700	3	11	14	23	5-0	3	7	0	29	5.8

Three-point FG: 0-9 (.000)



## FORMER PLAYER STATS

**ROYAL, DONALD**   **COLLEGE: NOTRE DAME '87**   **NO: 15**   **POS: F**   **HT: 6-7**   **BIRTHDATE: MAY 2, 1966**

**ACQUIRED:** Signed as a free agent on Sept. 12, 1989.  
**DEPARTED:** Opted to play in Israel after 1989-90 season.

YEAR	G-GS	MIN	FG	FGA	PCT	FT	FTA	PCT	OR	DR	TOT	A	PF-D	STL	TO	BLK	PTS	AVG
89-90	66-0	746	117	255	.459	153	197	.777	69	68	137	43	107-0	32	81	8	387	5.9

Three-point FG: 0-1 (.000)

**ROZIER, CLIFFORD**   **COLLEGE: LOUISVILLE '94**   **NO: 22**   **POS: C**   **HT: 6-11**   **BIRTHDATE: OCTOBER 31, 1972**

**ACQUIRED:** Signed as a free agent on Oct. 1, 1997.  
**DEPARTED:** Released on Nov. 25, 1997.

YEAR	G-GS	MIN	FG	FGA	PCT	FT	FTA	PCT	OR	DR	TOT	A	PF-D	STL	TO	BLK	PTS	AVG
97-98	6-0	30	3	6	.500	0	1	.000	3	3	6	0	7-0	0	4	0	6	1.0

**RUDEZ, DAMJAN**   **COUNTRY: CROATIA**   **NO: 10**   **POS: F**   **HT: 6-10**   **BIRTHDATE: JUNE 17, 1986**

**ACQUIRED:** From Indiana for Chase Budinger on July 11, 2015.  
**DEPARTED:** Not extended qualifying offer - June 30, 2016.

YEAR	G-GS	MIN	FG	FGA	PCT	FT	FTA	PCT	OR	DR	TOT	A	PF-D	STL	TO	BLK	PTS	AVG
15-16	33-0	277	25	62	.403	8	8	1.000	5	15	20	11	33-0	3	13	1	75	2.3

Three-point FG: 17-50 (.340)

**RUBIO, RICKY**   **COUNTRY: SPAIN**   **NO: 9**   **POS: G**   **HT: 6-4**   **BIRTHDATE: OCTOBER 21, 1990**

**ACQUIRED:** 2009 NBA Draft (1st round/5th overall).  
**DEPARTED:** To Utah in exchange for a future first round pick on June 30, 2017.

YEAR	G-GS	MIN	FG	FGA	PCT	FT	FTA	PCT	OR	DR	TOT	A	PF-D	STL	TO	BLK	PTS	AVG
11-12	41-31	1404	139	389	.357	126	157	.803	21	150	171	336	97-0	91	131	8	436	10.6
12-13	57-47	1691	185	514	.360	211	264	.799	44	185	229	418	143-0	137	172	5	608	10.7
13-14	82-82	2638	255	670	.381	227	283	.802	61	281	342	704	218-2	191	221	11	781	9.5
14-15	22-22	692	78	219	.356	57	71	.803	19	106	125	193	59-1	38	64	1	226	10.3
15-16	76-76	2323	219	586	.374	266	314	.847	40	286	326	658	201-1	162	193	10	766	10.1
16-17	75-75	2469	261	650	.402	254	285	.891	68	237	305	682	202-1	128	195	10	836	11.1
TOTAL	353-333	11217	1137	3028	.375	1141	1374	.830	253	1245	1498	2991	920-5	747	976	45	3653	10.3

Three-point FG: 11-12, 32-94 (.340); 12-13, 27-92 (.293); 13-14, 44-133 (.331); 14-15 13-51 (.255); 15-16, 62-190 (.326); 16-17, 60-196 (.306). Total, 238-756 (.315)

**RUSH, BRANDON**   **COLLEGE: KANSAS '08**   **NO: 4**   **POS: G/F**   **HT: 6-6**   **BIRTHDATE: JULY 7, 1985**

**ACQUIRED:** Signed as a free agent on July 8, 2016.  
**DEPARTED:** Unrestricted free agent on July 1, 2017.

YEAR	G-GS	MIN	FG	FGA	PCT	FT	FTA	PCT	OR	DR	TOT	A	PF-D	STL	TO	BLK	PTS	AVG
16-17	47-33	1030	70	187	.374	13	18	.722	16	83	99	45	42-0	22	28	23	197	4.2

Three-point FG: 44-114 (.386)

**SCOTT, DENNIS**   **COLLEGE: GEORGIA TECH '91**   **NO: 3**   **POS: G/F**   **HT: 6-8**   **BIRTHDATE: SEPTEMBER 5, 1968**

**ACQUIRED:** Signed as a free agent on March 17, 1999.  
**DEPARTED:** Unrestricted free agent on July 1, 1999.

YEAR	G-GS	MIN	FG	FGA	PCT	FT	FTA	PCT	OR	DR	TOT	A	PF-D	STL	TO	BLK	PTS	AVG
98-99	21-9	532	70	157	.446	22	27	.815	5	33	38	32	32-0	12	14	2	191	9.1

Three-point FG: 29-68 (.426)



## FORMER PLAYER STATS

**SEALY, MALIK**      **COLLEGE: ST. JOHN'S '92**      **NO: 2**      **POS: G/F**      **HT: 6-8**      **BIRTHDATE: FEBRUARY 1, 1970**

**ACQUIRED:** Signed as a free agent on Jan. 22, 1999.  
**DEPARTED:** Died May 20, 2000.

YEAR	G-GS	MIN	FG	FGA	PCT	FT	FTA	PCT	OR	DR	TOT	A	PF-D	STL	TO	BLK	PTS	AVG
98-99	31-7	731	95	231	.411	55	61	.902	23	69	92	36	68-0	30	33	5	251	8.1
99-00	82-61	2392	371	780	.476	177	218	.812	119	233	352	197	197-0	76	110	19	929	11.3
<b>TOTAL</b>	<b>113-68</b>	<b>3123</b>	<b>466</b>	<b>1011</b>	<b>.461</b>	<b>232</b>	<b>279</b>	<b>.832</b>	<b>142</b>	<b>302</b>	<b>444</b>	<b>233</b>	<b>265-0</b>	<b>106</b>	<b>143</b>	<b>24</b>	<b>1180</b>	<b>10.4</b>

Three-point FG: 98-99, 6-23 (.261); 99-00, 10-35 (.286). Total, 16-58, (.276)

### PLAYOFFS

YEAR	G-GS	MIN	FG	FGA	PCT	FT	FTA	PCT	OR	DR	TOT	A	PF-D	STL	TO	BLK	PTS	AVG
98-99	4-0	70	8	23	.348	4	5	.800	2	4	6	3	4-0	1	2	1	20	5.0
99-00	4-4	122	19	41	.463	11	16	.688	5	13	18	5	10-0	2	0	0	50	12.5
<b>TOTAL</b>	<b>8-4</b>	<b>192</b>	<b>27</b>	<b>64</b>	<b>.422</b>	<b>15</b>	<b>21</b>	<b>.714</b>	<b>7</b>	<b>17</b>	<b>24</b>	<b>8</b>	<b>14-0</b>	<b>3</b>	<b>2</b>	<b>1</b>	<b>70</b>	<b>8.6</b>

Three-point FG: 99-00, 1-3 (.333)

**SELLERS, BRAD**      **COLLEGE: OHIO STATE '86**      **NO: 2/4**      **POS: F**      **HT: 7-0**      **BIRTHDATE: DECEMBER 17, 1962**

**ACQUIRED:** From Seattle for Steve Johnson and a conditional second-round draft pick on Feb. 22, 1990 ; From Detroit with Lance Blanks and a future second-round pick for Gerald Glass and Mark Randall on Nov. 15, 1992.  
**DEPARTED:** Released on June 27, 1990 ; Released on July 7, 1993

YEAR	G-GS	MIN	FG	FGA	PCT	FT	FTA	PCT	OR	DR	TOT	A	PF-D	STL	TO	BLK	PTS	AVG
89-90	14-0	113	19	56	.339	9	12	.750	8	11	19	1	11-0	6	12	3	47	3.4
92-93	54-4	533	49	130	.377	37	39	.949	27	56	83	46	40-0	6	27	11	135	2.5
<b>TOTAL</b>	<b>68-4</b>	<b>646</b>	<b>68</b>	<b>186</b>	<b>.366</b>	<b>46</b>	<b>51</b>	<b>.902</b>	<b>35</b>	<b>67</b>	<b>102</b>	<b>47</b>	<b>51-0</b>	<b>12</b>	<b>39</b>	<b>14</b>	<b>182</b>	<b>2.7</b>

Three-point FG: 89-90, 0-2 (.000); 92-93, 0-1 (.000). Total, 0-3, (.000)

**SESSIONS, RAMON**      **COLLEGE: NEVADA '07**      **NO: 7**      **POS: G**      **HT: 6-3**      **BIRTHDATE: APRIL 11, 1986**

**ACQUIRED:** Signed as a free agent on Sept. 11, 2009.  
**DEPARTED:** Traded to Cleveland with Ryan Hollins and a future second-round pick for Sebastian Telfair and Delonte West on July 26, 2010.

YEAR	G-GS	MIN	FG	FGA	PCT	FT	FTA	PCT	OR	DR	TOT	A	PF-D	STL	TO	BLK	PTS	AVG
09-10	82-1	1732	253	555	.456	167	233	.717	58	156	214	258	137-0	55	137	5	674	8.2

Three-point 1-15 (.067)

**SHACKLEFORD, CHARLES**      **COLLEGE: NORTH CAROLINA STATE '88**      **NO: 17**      **POS: C**      **HT: 6-11**      **BIRTHDATE: APRIL 22, 1966**

**ACQUIRED:** Signed as a free agent on Sept. 29, 1994.  
**DEPARTED:** Released on Feb. 27, 1995.

YEAR	G-GS	MIN	FG	FGA	PCT	FT	FTA	PCT	OR	DR	TOT	A	PF-D	STL	TO	BLK	PTS	AVG
94-95	21-2	239	39	65	.600	16	20	.800	16	51	65	8	47-0	8	8	6	94	4.5

**SHVED, ALEXEY**      **COUNTRY: RUSSIA**      **NO: 1**      **POS: G**      **HT: 6-6**      **BIRTHDATE: DECEMBER 16, 1988**

**ACQUIRED:** Signed as a free agent on July 25, 2012.  
**DEPARTED:** Traded to Philadelphia with Luc Richard Mbah a Moute and Miami's 2015 first-round pick in a three-team trade for Andrew Wiggins, Anthony Bennett and Thaddeus Young.

YEAR	G-GS	MIN	FG	FGA	PCT	FT	FTA	PCT	OR	DR	TOT	A	PF-D	STL	TO	BLK	PTS	AVG
12-13	77-16	1840	236	635	.372	108	150	.720	41	134	175	286	117-0	54	147	27	665	8.6
13-14	63-0	664	76	237	.321	68	90	.756	21	60	81	68	36-0	26	48	16	250	4.0
<b>TOTAL</b>	<b>140-16</b>	<b>2504</b>	<b>312</b>	<b>872</b>	<b>.358</b>	<b>176</b>	<b>240</b>	<b>.733</b>	<b>62</b>	<b>194</b>	<b>256</b>	<b>354</b>	<b>153-0</b>	<b>80</b>	<b>195</b>	<b>43</b>	<b>915</b>	<b>6.5</b>

Three-point FG: 12-13, 85-288 (.295); 13-14, 30-102 (.294). Total, 115-390, (.295)





## FORMER PLAYER STATS

<b>SLATER, REGGIE</b>			<b>COLLEGE: WYOMING '92</b>					<b>NO: 35</b>		<b>POS: F</b>		<b>HT: 6-7</b>		<b>BIRTHDATE: AUGUST 27, 1970</b>				
-----------------------	--	--	-----------------------------	--	--	--	--	---------------	--	---------------	--	----------------	--	-----------------------------------	--	--	--	--

**ACQUIRED:** Signed as a free agent on Oct. 3, 2000, Oct. 1, 2002 and Oct. 7, 2003.  
**DEPARTED:** Unrestricted free agent on July 1, 2001. Released on Jan. 6, 2003 and Oct. 23, 2003.

YEAR	G-GS	MIN	FG	FGA	PCT	FT	FTA	PCT	OR	DR	TOT	A	PF-D	STL	TO	BLK	PTS	AVG
00-01	55-16	686	90	175	.514	74	110	.673	78	108	186	26	126-1	18	43	9	254	4.6
02-03	26-0	141	27	50	.540	27	45	.600	18	13	31	4	31-0	6	9	1	81	3.1
TOTAL	81-16	827	117	225	.520	101	155	.652	96	121	217	30	157-1	24	52	10	335	4.1

### PLAYOFFS

YEAR	G-GS	MIN	FG	FGA	PCT	FT	FTA	PCT	OR	DR	TOT	A	PF-D	STL	TO	BLK	PTS	AVG
00-01	4-0	52	6	16	.375	1	2	.500	5	9	14	0	15-1	2	3	3	13	3.3

<b>SMITH, CHARLES</b>			<b>COLLEGE: GEORGETOWN '89</b>					<b>NO: 31</b>		<b>POS: G</b>		<b>HT: 6-2</b>		<b>BIRTHDATE: NOVEMBER 29, 1967</b>				
-----------------------	--	--	--------------------------------	--	--	--	--	---------------	--	---------------	--	----------------	--	-------------------------------------	--	--	--	--

**ACQUIRED:** Signed as a free agent on Dec. 5, 1995.  
**DEPARTED:** Released on Jan. 4, 1996.

YEAR	G-GS	MIN	FG	FGA	PCT	FT	FTA	PCT	OR	DR	TOT	A	PF-D	STL	TO	BLK	PTS	AVG
95-96	8-0	39	3	10	.300	0	2	.000	0	5	5	6	7-0	1	5	0	6	0.8

Three-point FG: 0-3 (.000)

<b>SMITH, CHRIS</b>			<b>COLLEGE: CONNECTICUT '92</b>					<b>NO: 3</b>		<b>POS: G</b>		<b>HT: 6-3</b>		<b>BIRTHDATE: MAY 17, 1970</b>				
---------------------	--	--	---------------------------------	--	--	--	--	--------------	--	---------------	--	----------------	--	--------------------------------	--	--	--	--

**ACQUIRED:** 1992 NBA Draft (2nd Round/34th overall).  
**DEPARTED:** Unrestricted free agent on July 1, 1995.

YEAR	G-GS	MIN	FG	FGA	PCT	FT	FTA	PCT	OR	DR	TOT	A	PF-D	STL	TO	BLK	PTS	AVG
92-93	80-6	1266	125	289	.433	95	120	.792	32	64	96	196	96-1	48	68	16	347	4.3
93-94	80-16	1617	184	423	.435	95	141	.674	15	107	122	285	131-1	38	101	18	473	5.9
94-95	64-17	1073	116	264	.439	41	63	.651	14	59	73	146	119-0	32	50	22	320	5.0
TOTAL	224-39	3956	425	976	.435	231	324	.713	61	230	291	627	346-2	118	219	56	1140	5.1

Three-point FG: 92-93, 2-14 (.143); 93-94, 10-39 (.256); 94-95, 47-108 (.435). Total, 59-161 (.366)

<b>SMITH, CRAIG</b>			<b>COLLEGE: BOSTON COLLEGE '06</b>					<b>NO: 5</b>		<b>POS: F</b>		<b>HT: 6-7</b>		<b>BIRTHDATE: NOVEMBER 10, 1983</b>				
---------------------	--	--	------------------------------------	--	--	--	--	--------------	--	---------------	--	----------------	--	-------------------------------------	--	--	--	--

**ACQUIRED:** 2006 NBA Draft (2nd Round/36th overall).  
**DEPARTED:** Traded to the L.A. Clippers with Mark Madsen and Sebastian Telfair for Quentin Richardson on July 20, 2009.

YEAR	G-GS	MIN	FG	FGA	PCT	FT	FTA	PCT	OR	DR	TOT	A	PF-D	STL	TO	BLK	PTS	AVG
06-07	82-5	1537	246	463	.531	116	186	.624	149	267	416	49	223-2	51	74	18	608	7.4
07-08	77-11	1547	297	528	.563	133	200	.665	123	230	353	60	217-0	36	89	17	727	9.4
08-09	74-31	1460	289	514	.562	168	248	.677	98	186	284	79	184-4	31	105	19	746	10.1
TOTAL	233-47	4543	832	1505	.553	417	634	.658	370	683	1053	188	624-6	118	268	54	2081	8.9

Three-point FG: 06-07, 0-6 (.000); 07-08, 0-9 (.000); 08-09, 0-1 (.000). Total, 0-16 (.000)

<b>SMITH, GREG</b>			<b>COLLEGE: CAL STATE-FRESNO '11</b>					<b>NO: 4</b>		<b>POS: F/C</b>		<b>HT: 6-10</b>		<b>BIRTHDATE: JANUARY 8, 1991</b>				
--------------------	--	--	--------------------------------------	--	--	--	--	--------------	--	-----------------	--	-----------------	--	-----------------------------------	--	--	--	--

**ACQUIRED:** Signed a 10-day contract on Mar. 2, 2016  
**DEPARTED:** Released on June 30, 2016.

YEAR	G-GS	MIN	FG	FGA	PCT	FT	FTA	PCT	OR	DR	TOT	A	PF-D	STL	TO	BLK	PTS	AVG
15-16	18-0	192	18	32	.563	7	17	.412	12	30	42	6	28-1	4	7	1	28	2.4



## FORMER PLAYER STATS

SMITH, JOE			COLLEGE: MARYLAND '95			NO: 32			POS: F			HT: 6-10			BIRTHDATE: JULY 26, 1975				
------------	--	--	-----------------------	--	--	--------	--	--	--------	--	--	----------	--	--	--------------------------	--	--	--	--

**ACQUIRED:** Signed as a free agent on Jan. 22, 1999 ; Signed as a free agent on June 30, 2001.  
**DEPARTED:** Contract voided by NBA on Oct. 25, 2000 ; Traded to Milwaukee with Anthony Peeler for Sam Cassell and Ervin Johnson on June 27, 2003.

YEAR	G-GS	MIN	FG	FGA	PCT	FT	FTA	PCT	OR	DR	TOT	A	PF-D	STL	TO	BLK	PTS	AVG
98-99	43-42	1418	223	522	.427	142	188	.755	154	200	354	68	147-3	32	66	66	588	13.7
99-00	78-9	1975	289	623	.464	195	258	.756	186	298	484	88	302-8	45	119	85	774	9.9
01-02	72-63	1922	297	581	.511	171	206	.830	152	301	453	82	250-2	39	86	59	767	10.7
02-03	54-21	1117	151	328	.460	102	131	.779	111	159	270	38	171-2	14	43	55	404	7.5
TOTAL	247-135	6432	960	2054	.467	610	783	.779	603	958	1561	276	870-16	130	314	265	2533	10.3

Three-point FG: 98-99, 0-3 (.000); 99-00, 1-1 (1.000); 01-02, 2-3 (.667); 02-03, 0-2 (.000). Total, 3-9 (.333)

### PLAYOFFS

YEAR	G-GS	MIN	FG	FGA	PCT	FT	FTA	PCT	OR	DR	TOT	A	PF-D	STL	TO	BLK	PTS	AVG
98-99	4-4	120	11	37	.297	8	11	.727	10	16	26	5	15-0	2	5	8	30	7.5
99-00	4-0	79	8	17	.471	2	2	1.000	7	5	12	1	15-0	3	4	1	18	4.5
01-02	3-1	43	3	7	.429	7	8	.875	4	7	11	0	8-0	0	1	1	13	4.3
02-03	5-1	40	4	6	.667	6	6	1.000	0	6	6	0	14-0	1	3	1	14	2.8
TOTAL	16-6	282	26	67	.388	23	27	.852	21	34	55	6	52-0	6	13	11	75	4.7

Three-point FG: 99-00, 0-1 (.000)

SNYDER, KIRK			COLLEGE: NEVADA '04			NO: 30			POS: G			HT: 6-6			BIRTHDATE: JUNE 5, 1983				
--------------	--	--	---------------------	--	--	--------	--	--	--------	--	--	---------	--	--	-------------------------	--	--	--	--

**ACQUIRED:** From Houston along with a future second-round pick and cash considerations for Gerald Green on Feb. 21, 2008.  
**DEPARTED:** Unrestricted free agent on July 1, 2008.

YEAR	G-GS	MIN	FG	FGA	PCT	FT	FTA	PCT	OR	DR	TOT	A	PF-D	STL	TO	BLK	PTS	AVG
07-08	27-18	680	83	161	.516	58	77	.753	25	89	114	56	49-0	19	48	14	227	8.4

Three-point FG: 3-14 (.214)

SPENCER, FELTON			COLLEGE: LOUISVILLE '90			NO: 50			POS: C			HT: 7-0			BIRTHDATE: JANUARY 5, 1968				
-----------------	--	--	-------------------------	--	--	--------	--	--	--------	--	--	---------	--	--	----------------------------	--	--	--	--

**ACQUIRED:** 1990 NBA Draft (1st Round/6th overall).  
**DEPARTED:** Traded to Utah for Mike Brown on June 30, 1993.

YEAR	G-GS	MIN	FG	FGA	PCT	FT	FTA	PCT	OR	DR	TOT	A	PF-D	STL	TO	BLK	PTS	AVG
90-91	81-46	2099	195	381	.512	182	252	.722	272	369	641	25	337-14	48	77	121	572	7.1
91-92	61-54	1481	141	331	.426	123	178	.691	167	268	435	53	241- 7	27	70	79	405	6.6
92-93	71-48	1296	105	226	.465	83	127	.654	134	190	324	17	243-10	23	70	66	293	4.1
TOTAL	213-148	4876	441	938	.470	388	557	.697	573	827	1400	95	821-31	98	217	266	1270	6.0

Three-point FG: 90-91, 0-1 (.000)

SPREWELL, LATRELL			COLLEGE: ALABAMA '92			NO: 8			POS: G/F			HT: 6-5			BIRTHDATE: SEPTEMBER 8, 1970				
-------------------	--	--	----------------------	--	--	-------	--	--	----------	--	--	---------	--	--	------------------------------	--	--	--	--

**ACQUIRED:** From New York in a four-team trade that sent Terrell Brandon to Atlanta and Marc Jackson to Philadelphia on July 23, 2003.  
**DEPARTED:** Unrestricted free agent on July 1, 2005.

YEAR	G-GS	MIN	FG	FGA	PCT	FT	FTA	PCT	OR	DR	TOT	A	PF-D	STL	TO	BLK	PTS	AVG
03-04	82-82	3100	518	1266	.409	240	295	.814	56	254	310	286	101-0	88	158	21	1375	16.8
04-05	80-79	2450	398	961	.414	156	188	.830	65	189	254	179	124-0	53	127	21	1021	12.8
TOTAL	162-161	5550	916	2227	.412	396	483	.820	121	443	564	465	225-0	141	285	42	2396	14.8

Three-point FG: 03-04, 99-299 (.331); 04-05, 69-211 (.327). Total 168-510, (.329)

### PLAYOFFS

YEAR	G-GS	MIN	FG	FGA	PCT	FT	FTA	PCT	OR	DR	TOT	A	PF-D	STL	TO	BLK	PTS	AVG
03-04	18-16	771	130	309	.421	60	77	.779	11	68	79	72	35-0	29	47	12	357	19.8

Three-point FG: 03-04, 37-96 (.385)



## FORMER PLAYER STATS

STEPHENSON, LANCE			COLLEGE: CINCINNATI '10			NO: 7			POS: G/F			HT: 6-5			BIRTHDATE: SEPTEMBER 5, 1990				
-------------------	--	--	-------------------------	--	--	-------	--	--	----------	--	--	---------	--	--	------------------------------	--	--	--	--

ACQUIRED: Signed to a first 10-day contract on Feb. 8, 2017.  
DEPARTED: 10-day contract expired on Mar. 18, 2017.

YEAR	G-GS	MIN	FG	FGA	PCT	FT	FTA	PCT	OR	DR	TOT	A	PF-D	STL	TO	BLK	PTS	AVG
16-17	6-0	67	10	21	.476	1	2	.500	0	10	10	5	2-0	0	4	0	21	3.5

Three-point FG: 0-2 (.000)

STIEMSMA, GREG			COLLEGE: WISCONSIN '08			NO: 34			POS: C			HT: 6-11			BIRTHDATE: SEPTEMBER 26, 1985				
----------------	--	--	------------------------	--	--	--------	--	--	--------	--	--	----------	--	--	-------------------------------	--	--	--	--

ACQUIRED: Signed as a free agent on Aug. 2, 2012.  
DEPARTED: Waived on July 7, 2013.

YEAR	G-GS	MIN	FG	FGA	PCT	FT	FTA	PCT	OR	DR	TOT	A	PF-D	STL	TO	BLK	PTS	AVG
12-13	76-19	1209	127	278	.457	53	69	.768	61	200	261	30	184-3	44	59	90	307	4.0

STRICKLAND, ROD			COLLEGE: DEPAUL '88			NO: 1			POS: G			HT: 6-3			BIRTHDATE: JULY 11, 1966				
-----------------	--	--	---------------------	--	--	-------	--	--	--------	--	--	---------	--	--	--------------------------	--	--	--	--

ACQUIRED: Signed as a free agent on Oct. 27, 2002.  
DEPARTED: Unrestricted free agent on July 1, 2003.

YEAR	G-GS	MIN	FG	FGA	PCT	FT	FTA	PCT	OR	DR	TOT	A	PF-D	STL	TO	BLK	PTS	AVG
02-03	47-8	956	120	278	.432	79	107	.738	20	75	95	215	55-0	46	76	6	320	6.8

Three-point FG: 02-03, 1-11 (.091)

### PLAYOFFS

YEAR	G-GS	MIN	FG	FGA	PCT	FT	FTA	PCT	OR	DR	TOT	A	PF-D	STL	TO	BLK	PTS	AVG
02-03	6-0	73	11	21	.524	6	6	1.000	0	6	6	17	5-0	4	8	2	28	4.7

SZCZERBIAK, WALLY			COLLEGE: MIAMI (OHIO) '99			NO: 10			POS: F			HT: 6-7			BIRTHDATE: MARCH 5, 1977				
-------------------	--	--	---------------------------	--	--	--------	--	--	--------	--	--	---------	--	--	--------------------------	--	--	--	--

ACQUIRED: 1999 NBA Draft (1st Round/6th overall).  
DEPARTED: Traded to Boston along with Michael Olowokandi, Dwayne Jones and a future first-round draft pick in exchange for Ricky Davis, Marcus Banks, Justin Reed and two conditional second-round draft picks (2006 and 2008) on Jan. 26, 2006.

YEAR	G-GS	MIN	FG	FGA	PCT	FT	FTA	PCT	OR	DR	TOT	A	PF-D	STL	TO	BLK	PTS	AVG
99-00	73-53	2171	342	669	.511	133	161	.826	89	183	272	201	175-3	58	83	23	845	11.6
00-01	82-82	2856	469	920	.510	181	208	.870	133	314	447	260	226-4	59	138	33	1145	14.0
01-02	82-82	3117	609	1200	.508	226	272	.831	120	271	391	257	188-1	66	181	21	1531	18.7
02-03	52-42	1836	351	729	.481	150	173	.867	53	188	241	136	123-0	44	87	22	913	17.6
03-04	28-0	622	106	236	.449	53	64	.828	24	64	88	33	42-0	12	42	1	285	10.2
04-05	81-37	2558	465	919	.506	260	304	.855	82	221	303	191	178-0	40	132	16	1253	15.5
05-06	40-40	1555	292	590	.495	163	182	.896	36	154	190	112	90-0	21	86	15	805	20.1
TOTAL	438-336	14715	2634	5263	.501	1166	1364	.855	537	1395	1932	1391	1022-8	300	749	131	6777	15.5

Three-point FG: 99-00, 28-78 (.359); 00-01, 26-77 (.338); 01-02, 87-191 (.455); 02-03, 61-145 (.421); 03-04, 20-46 (.435); 04-05, 63-169 (.373); 05-06, 58-143 (.406) Total, 343-849 (.404)

### PLAYOFFS

YEAR	G-GS	MIN	FG	FGA	PCT	FT	FTA	PCT	OR	DR	TOT	A	PF-D	STL	TO	BLK	PTS	AVG
99-00	4-4	94	12	30	.400	0	0	---	2	6	8	2	7-0	3	1	1	24	6.0
00-01	4-4	143	18	37	.486	20	25	.800	4	14	18	10	6-0	5	12	3	56	14.0
01-02	3-3	131	21	44	.477	16	18	.889	9	12	21	6	8-0	2	8	0	60	20.0
02-03	6-6	252	29	61	.475	26	30	.867	6	24	30	13	19-0	6	18	1	87	14.5
03-04	12-0	298	47	112	.420	38	41	.927	9	30	39	20	31-0	6	24	2	142	11.8
TOTAL	29-17	918	127	284	.447	100	114	.877	30	86	116	51	71-0	22	63	7	369	12.7

Three-point FG: 99-00, 0-3 (.000); 00-01, 0-1 (.000); 01-02, 2-9 (.222); 02-03, 3-14 (.214); 03-04, 10-29 (.345). Total, 15-56 (.268)

TELFAR, SEBASTIAN			HIGH SCHOOL: ABRAHAM LINCOLN '04			NO: 3			POS: G			HT: 6-0			BIRTHDATE: JUNE 9, 1985				
-------------------	--	--	----------------------------------	--	--	-------	--	--	--------	--	--	---------	--	--	-------------------------	--	--	--	--

ACQUIRED: From Boston with Al Jefferson, Gerald Green, Ryan Gomes, Theo Ratliff and two future first-round picks for Kevin Garnett on July 31, 2007 ; From Cleveland with Delonte West for Ryan Hollins, Ramon Sessions and a future second-round pick on July 26, 2010.  
DEPARTED: Traded to the L.A. Clippers with Mark Madsen and Craig Smith for Quentin Richardson on July 20, 2009 ; Unrestricted free agent on July 1, 2011

YEAR	G-GS	MIN	FG	FGA	PCT	FT	FTA	PCT	OR	DR	TOT	A	PF-D	STL	TO	BLK	PTS	AVG
07-08	60-51	1933	223	556	.401	78	105	.743	16	119	135	355	171-1	59	111	11	556	9.3
08-09	75-43	2095	267	697	.383	131	160	.819	32	95	127	343	184-3	73	146	12	738	9.8
10-11	37-8	711	97	241	.402	44	60	.733	17	37	54	111	64-1	25	64	3	266	7.2
TOTAL	172-102	4739	587	1494	.393	253	325	.778	65	251	316	809	419-5	157	321	26	1560	9.1

Three-point FG: 07-08, 32-114 (.281); 08-09, 73-211 (.346); 10-11, 28-78 (.359). Total, 133-403 (.330)



## FORMER PLAYER STATS

<b>THOMAS, JIM</b>			<b>COLLEGE: INDIANA '83</b>			<b>NO: 20</b>			<b>POS: G</b>			<b>HT: 6-2</b>			<b>BIRTHDATE: OCTOBER 19, 1960</b>				
--------------------	--	--	-----------------------------	--	--	---------------	--	--	---------------	--	--	----------------	--	--	------------------------------------	--	--	--	--

ACQUIRED: Signed as a free agent on Oct. 30, 1990.

DEPARTED: Released on Nov. 10, 1990.

YEAR	G-GS	MIN	FG	FGA	PCT	FT	FTA	PCT	OR	DR	TOT	A	PF-D	STL	TO	BLK	PTS	AVG
90-91	3-0	14	1	4	.250	0	0	.000	0	0	0	1	0-0	1	1	0	2	0.7

<b>THOMAS, JOHN</b>			<b>COLLEGE: MINNESOTA '97</b>			<b>NO: 12</b>			<b>POS: F</b>			<b>HT: 6-9</b>			<b>BIRTHDATE: SEPTEMBER 8, 1975</b>				
---------------------	--	--	-------------------------------	--	--	---------------	--	--	---------------	--	--	----------------	--	--	-------------------------------------	--	--	--	--

ACQUIRED: Signed as a free agent on Oct. 4, 2004 ; Signed as a free agent on Jan. 10, 2005.

DEPARTED: Released on Nov. 1, 2004 ; Unrestricted free agent on July 1, 2005.

YEAR	G-GS	MIN	FG	FGA	PCT	FT	FTA	PCT	OR	DR	TOT	A	PF-D	STL	TO	BLK	PTS	AVG
04-05	44-8	521	42	86	.488	27	46	.587	39	58	97	17	82-1	15	18	13	111	2.5

<b>THORNTON, BOB</b>			<b>COLLEGE: UC IRVINE '84</b>			<b>NO: 25</b>			<b>POS: F</b>			<b>HT: 6-10</b>			<b>BIRTHDATE: JULY 10, 1962</b>				
----------------------	--	--	-------------------------------	--	--	---------------	--	--	---------------	--	--	-----------------	--	--	---------------------------------	--	--	--	--

ACQUIRED: From Philadelphia for a 1991 second-round draft pick on Nov. 10, 1990.

DEPARTED: Unrestricted free agent on July 1, 1991.

YEAR	G-GS	MIN	FG	FGA	PCT	FT	FTA	PCT	OR	DR	TOT	A	PF-D	STL	TO	BLK	PTS	AVG
90-91	12-1	110	4	13	.308	8	10	.800	1	14	15	1	18-0	0	9	3	16	1.3

<b>TOLLIVER, ANTHONY</b>			<b>COLLEGE: CREIGHTON '07</b>			<b>NO: 44</b>			<b>POS: F</b>			<b>HT: 6-8</b>			<b>BIRTHDATE: JUNE 1, 1985</b>				
--------------------------	--	--	-------------------------------	--	--	---------------	--	--	---------------	--	--	----------------	--	--	--------------------------------	--	--	--	--

ACQUIRED: Signed as a free agent on on August 9, 2010.

DEPARTED: Unrestricted free agent on July 1, 2012.

YEAR	G-GS	MIN	FG	FGA	PCT	FT	FTA	PCT	OR	DR	TOT	A	PF-D	STL	TO	BLK	PTS	AVG
10-11	65-4	1362	141	313	.450	105	131	.802	92	203	295	82	145-1	28	49	28	434	6.7
11-12	51-0	882	71	182	.390	41	55	.745	50	103	153	22	86-1	18	35	19	208	4.1
TOTAL	116-4	2224	212	495	.428	146	186	.785	142	306	448	104	231-2	46	84	47	642	5.5

Three-point FG: 10-11, 47-115 (.409); 11-12, 25-101 (.248). Total, 72-216 (.333)

<b>TRENT, GARY</b>			<b>COLLEGE: OHIO '95</b>			<b>NO: 20</b>			<b>POS: F</b>			<b>HT: 6-8</b>			<b>BIRTHDATE: SEPTEMBER 22, 1974</b>				
--------------------	--	--	--------------------------	--	--	---------------	--	--	---------------	--	--	----------------	--	--	--------------------------------------	--	--	--	--

ACQUIRED: Signed as a free agent on Oct. 2, 2001.

DEPARTED: Unrestricted free agent on July 1, 2004.

YEAR	G-GS	MIN	FG	FGA	PCT	FT	FTA	PCT	OR	DR	TOT	A	PF-D	STL	TO	BLK	PTS	AVG
01-02	64-10	1140	193	381	.507	92	144	.639	104	166	270	60	160-0	21	58	27	478	7.5
02-03	80-22	1221	208	389	.535	60	101	.594	106	185	291	77	142-0	32	59	23	476	6.0
03-04	68-2	1025	155	328	.473	69	91	.758	83	133	216	49	129-2	12	54	17	379	5.6
TOTAL	212-34	3386	556	1098	.506	221	336	.658	293	484	777	186	431-2	65	171	67	1333	6.3

Three-point FG: 01-02, 0-2 (.000); 02-03, 0-2 (.000); 03-04, 0-6 (.000). Total, 0-10 (.000)

### PLAYOFFS

YEAR	G-GS	MIN	FG	FGA	PCT	FT	FTA	PCT	OR	DR	TOT	A	PF-D	STL	TO	BLK	PTS	AVG
01-02	3-0	48	8	16	.500	3	6	.500	5	4	9	1	8-0	0	3	0	19	6.3
02-03	6-0	42	5	14	.357	4	6	.667	4	3	7	1	6-0	1	4	0	14	2.3
03-04	13-0	70	8	25	.320	5	8	.625	6	6	12	2	11-0	0	3	0	21	1.6
TOTAL	22-0	160	21	55	.382	12	20	.600	15	13	28	4	25-0	1	10	0	54	2.5

Three-point FG: 03-04, 0-2 (.000)

<b>TSKITISHVILI, NIKOLOZ</b>			<b>COLLEGE: GEORGIA (EUROPE)</b>			<b>NO: 17</b>			<b>POS: F</b>			<b>HT: 7-0</b>			<b>BIRTHDATE: APRIL 14, 1983</b>				
------------------------------	--	--	----------------------------------	--	--	---------------	--	--	---------------	--	--	----------------	--	--	----------------------------------	--	--	--	--

ACQUIRED: Signed as a free agent on Aug. 9, 2005.

DEPARTED: Traded to Phoenix for for a 2006 second-round draft pick on Jan. 26, 2006.

YEAR	G-GS	MIN	FG	FGA	PCT	FT	FTA	PCT	OR	DR	TOT	A	PF-D	STL	TO	BLK	PTS	AVG
05-06	5-0	13	1	4	.250	1	2	.500	0	2	2	0	0-0	0	2	0	3	0.6

<b>TUCKER, ALANDO</b>			<b>COLLEGE: WISCONSIN '07</b>			<b>NO: 29</b>			<b>POS: F</b>			<b>HT: 6-6</b>			<b>BIRTHDATE: FEBRUARY 11, 1984</b>				
-----------------------	--	--	-------------------------------	--	--	---------------	--	--	---------------	--	--	----------------	--	--	-------------------------------------	--	--	--	--

ACQUIRED: From Phoenix with a future second-round pick and cash considerations for Jason Hart on Dec. 29, 2009.

DEPARTED: Waived on March 22, 2010.

YEAR	G-GS	MIN	FG	FGA	PCT	FT	FTA	PCT	OR	DR	TOT	A	PF-D	STL	TO	BLK	PTS	AVG
09-10	4-0	25	4	9	.444	0	0	---	1	2	3	1	1-0	0	1	0	8	2.0





## FORMER PLAYER STATS

<b>TURIAF, RONNY</b>	<b>COLLEGE: GONZAGA '05</b>	<b>NO: 32</b>	<b>POS: C</b>	<b>HT: 6-10</b>	<b>BIRTHDATE: JANUARY 13, 1983</b>
----------------------	-----------------------------	---------------	---------------	-----------------	------------------------------------

**ACQUIRED:** Signed as a free agent on July 18, 2013.

**DEPARTED:** Traded in a three-team to Philadelphia that sent Corey Brewer to Houston and brought Troy Daniels and two second round picks back to Minnesota on Dec. 19, 2014.

YEAR	G-GS	MIN	FG	FGA	PCT	FT	FTA	PCT	OR	DR	TOT	A	PF-D	STL	TO	BLK	PTS	AVG
13-14	31-10	606	64	107	.598	21	50	.420	55	119	174	24	65-1	8	24	50	149	4.8
14-15	2-0	19	0	0	0	0	0	0	0	1	1	2	0-0	0	0	0	0	0

<b>VETRA, GUNDARS</b>	<b>COLLEGE: LATVIA '92</b>	<b>NO: 2</b>	<b>POS: G/F</b>	<b>HT: 6-6</b>	<b>BIRTHDATE: MAY 22, 1967</b>
-----------------------	----------------------------	--------------	-----------------	----------------	--------------------------------

**ACQUIRED:** Signed as a free agent on July 2, 1992.

**DEPARTED:** Unrestricted free agent on July 1, 1993.

YEAR	G-GS	MIN	FG	FGA	PCT	FT	FTA	PCT	OR	DR	TOT	A	PF-D	STL	TO	BLK	PTS	AVG
92-93	13-0	89	19	40	.475	4	6	.667	4	4	8	6	12-0	2	2	0	45	3.5

Three-point FG: 3-3 (1.000)

<b>VRANKOVIC, STOJKO</b>	<b>COUNTRY: CROATIA</b>	<b>NO: 11</b>	<b>POS: C</b>	<b>HT: 7-2</b>	<b>BIRTHDATE: JANUARY 22, 1964</b>
--------------------------	-------------------------	---------------	---------------	----------------	------------------------------------

**ACQUIRED:** Signed as a free agent on Sept. 6, 1996.

**DEPARTED:** Traded to L.A. Clippers for Stanley Roberts on June 25, 1997.

YEAR	G-GS	MIN	FG	FGA	PCT	FT	FTA	PCT	OR	DR	TOT	A	PF-D	STL	TO	BLK	PTS	AVG
96-97	53-35	766	78	139	.561	25	37	.676	57	111	168	14	121-0	10	52	67	181	3.4

PLAYOFFS

YEAR	G-GS	MIN	FG	FGA	PCT	FT	FTA	PCT	OR	DR	TOT	A	PF-D	STL	TO	BLK	PTS	AVG
96-97	1-0	6	0	2	.000	0	0	----	1	0	1	3	0-0	0	0	0	0	0.0

<b>WALKER, ANTOINE</b>	<b>COLLEGE: KENTUCKY '96</b>	<b>NO: 24</b>	<b>POS: F</b>	<b>HT: 6-9</b>	<b>BIRTHDATE: AUGUST 12, 1976</b>
------------------------	------------------------------	---------------	---------------	----------------	-----------------------------------

**ACQUIRED:** From Miami with Michael Doleac, Wayne Simien, a future first-round draft pick and cash considerations for Mark Blount and Ricky Davis on Oct. 24, 2007.

**DEPARTED:** Traded to Memphis with Greg Buckner, Marko Jaric and the draft rights to O.J. Mayo for Brian Cardinal, Jason Collins, Mike Miller and the draft rights to Kevin Love on June 26, 2008.

YEAR	G-GS	MIN	FG	FGA	PCT	FT	FTA	PCT	OR	DR	TOT	A	PF-D	STL	TO	BLK	PTS	AVG
07-08	46-1	892	136	375	.363	35	66	.530	56	112	168	45	80-0	33	46	8	368	8.0

Three-point FG: 61-188 (.324)

<b>WEBB, SPUD</b>	<b>COLLEGE: NORTH CAROLINA STATE '85</b>	<b>NO: 4</b>	<b>POS: G</b>	<b>HT: 5-7</b>	<b>BIRTHDATE: JULY 13, 1963</b>
-------------------	--	--------------	---------------	----------------	---------------------------------

**ACQUIRED:** From Atlanta with Andrew Lang for Christian Laethner and Sean Rooks on Feb. 22, 1996.

**DEPARTED:** Unrestricted free agent July 11, 1996

YEAR	G-GS	MIN	FG	FGA	PCT	FT	FTA	PCT	OR	DR	TOT	A	PF-D	STL	TO	BLK	PTS	AVG
95-96	26-21	645	82	208	.394	51	58	.879	7	33	40	154	41-0	25	59	5	244	9.4

Three-point FG: 29-72 (.403)

<b>WEBSTER, MARTELL</b>	<b>HIGH SCHOOL: SEATTLE PREP HS (SEATTLE, WA)</b>	<b>NO: 5</b>	<b>POS: G/F</b>	<b>HT: 6-7</b>	<b>BIRTHDATE: DECEMBER 4, 1986</b>
-------------------------	---	--------------	-----------------	----------------	------------------------------------

**ACQUIRED:** From Portland in exchange for the draft rights to Luke Babbitt and Ryan Gomes on June 24, 2010.

**DEPARTED:** Waived on July 13, 2012.

YEAR	G-GS	MIN	FG	FGA	PCT	FT	FTA	PCT	OR	DR	TOT	A	PF-D	STL	TO	BLK	PTS	AVG
10-11	46-1	1094	152	340	.447	94	122	.770	36	111	147	53	101	28	58	9	453	9.8
11-12	47-26	1140	115	272	.423	57	72	.792	42	126	168	40	86	31	46	17	324	6.9
TOTAL	93-27	2234	267	612	.436	151	194	.778	78	237	315	93	187	59	104	26	777	8.4

Three-point FG: 10-11, 55-132 (.417); 11-12, 37-109 (.339). Total, 92-241 (.382)



## FORMER PLAYER STATS

WEST, DOUG			COLLEGE: VILLANOVA '89			NO: 5			POS: G/F			HT: 6-6			BIRTHDATE: MAY 27, 1967		
------------	--	--	------------------------	--	--	-------	--	--	----------	--	--	---------	--	--	-------------------------	--	--

ACQUIRED: 1989 NBA Draft (2nd Round/38th overall).  
DEPARTED: Traded to Vancouver for Anthony Peeler on Feb. 18, 1998.

YEAR	G-GS	MIN	FG	FGA	PCT	FT	FTA	PCT	OR	DR	TOT	A	PF-D	STL	TO	BLK	PTS	AVG
89-90	52-0	378	53	135	.393	26	32	.813	24	46	70	18	61-0	10	31	6	135	2.6
90-91	75-1	824	118	246	.480	58	84	.690	56	80	136	48	115-0	35	41	23	294	3.9
91-92	80-72	2540	463	894	.518	186	231	.805	107	150	257	281	239-1	66	120	26	1116	14.0
92-93	80-80	3104	646	1249	.517	249	296	.841	89	158	247	235	279-1	85	165	21	1543	19.3
93-94	72-61	2182	434	891	.487	187	231	.810	61	170	231	172	236-3	65	137	24	1056	14.7
94-95	71-65	2328	351	762	.461	206	246	.837	60	167	227	185	250-4	65	126	24	919	12.9
95-96	73-16	1639	175	393	.445	114	144	.792	48	113	161	119	228-2	30	81	17	465	6.4
96-97	68-66	1920	226	484	.467	64	94	.681	37	111	148	113	218-3	61	66	24	531	7.8
97-98	38-10	688	64	171	.374	29	40	.725	23	59	82	45	97-1	11	21	5	157	4.1
TOTAL	609-371	15603	2530	5225	.484	1119	1398	.800	505	1417	1922	1216	1723-15	428	788	170	6216	10.2

Three-point FG: 89-90, 3-11 (.273); 90-91, 0-1 (.000); 91-92, 4-23 (.174); 92-93, 2-23 (.087); 93-94, 1-8 (.125); 94-95, 11-61 (.180); 95-96, 1-13 (.077); 96-97, 15-45 (.333); 97-98, 0-2 (.000). Total, 37-187 (.198)

### PLAYOFFS

YEAR	G-GS	MIN	FG	FGA	PCT	FT	FTA	PCT	OR	DR	TOT	A	PF-D	STL	TO	BLK	PTS	AVG
96-97	3-3	87	12	22	.545	9	9	1.000	0	4	4	6	11-0	2	1	1	3311.0	

Three-point FG: 0-2 (.000)

WHEAT, DEJUAN			COLLEGE: LOUISVILLE '97			NO: 32			POS: G			HT: 6-0			BIRTHDATE: OCTOBER 14, 1973		
---------------	--	--	-------------------------	--	--	--------	--	--	--------	--	--	---------	--	--	-----------------------------	--	--

ACQUIRED: Signed as a free agent on Oct. 23, 1997.  
DEPARTED: Unrestricted free agent on July 1, 1998.

YEAR	G-GS	MIN	FG	FGA	PCT	FT	FTA	PCT	OR	DR	TOT	A	PF-D	STL	TO	BLK	PTS	AVG
97-98	34-0	150	20	50	.400	9	15	.600	3	8	11	25	12-0	6	9	1	57	1.7

Three-point FG: 8-17 (.471)

### PLAYOFFS

YEAR	G-GS	MIN	FG	FGA	PCT	FT	FTA	PCT	OR	DR	TOT	A	PF-D	STL	TO	BLK	PTS	AVG
97-98	1-0	3	1	2	.500	0	0	---	0	1	1	0	0-0	1	0	0	2	2.0

WILLIAMS, MO			COLLEGE: ALABAMA '03			NO: 25			POS: G			HT: 6-1			BIRTHDATE: DECEMBER 19, 1982		
--------------	--	--	----------------------	--	--	--------	--	--	--------	--	--	---------	--	--	------------------------------	--	--

ACQUIRED: Signed as a free agent on July 30, 2014.  
DEPARTED: Traded to Charlotte with Troy Daniels in exchange for Gary Neal and a second-round pick on Feb. 10, 2015.

YEAR	G-GS	MIN	FG	FGA	PCT	FT	FTA	PCT	OR	DR	TOT	A	PF-D	STL	TO	BLK	PTS	AVG
14-15	41-19	1149	180	447	.403	80	94	.851	13	85	98	261	103-0	30	102	8	499	12.2

Three-point FG: 14-15, 59-170 (.347)

WILKINS, DAMIEN			COLLEGE: GEORGIA '04			NO: 3			POS: F			HT: 6-6			BIRTHDATE: JANUARY 11, 1980		
-----------------	--	--	----------------------	--	--	-------	--	--	--------	--	--	---------	--	--	-----------------------------	--	--

ACQUIRED: From Oklahoma City with Chucky Atkins for Etan Thomas and two future second-round picks on July 27, 2009.  
DEPARTED: Unrestricted free agent on July 1, 2010.

YEAR	G-GS	MIN	FG	FGA	PCT	FT	FTA	PCT	OR	DR	TOT	A	PF-D	STL	TO	BLK	PTS	AVG
09-10	80-31	1585	165	381	.433	103	129	.798	72	177	249	135	144-0	66	76	25	451	5.6

Three-point FG: 18-61 (.295)

WILKS, MIKE			COLLEGE: RICE '02			NO: 29			POS: G			HT: 5-10			BIRTHDATE: MAY 7, 1979		
-------------	--	--	-------------------	--	--	--------	--	--	--------	--	--	----------	--	--	------------------------	--	--

ACQUIRED: Signed as a free agent on Feb 12, 2003.  
DEPARTED: Qualifying offer rescinded on Sept. 2, 2003.

YEAR	G-GS	MIN	FG	FGA	PCT	FT	FTA	PCT	OR	DR	TOT	A	PF-D	STL	TO	BLK	PTS	AVG
02-03	31-0	324	21	67	.313	16	18	.889	11	19	30	50	31-0	11	12	3	62	2.0

Three-point FG: 02-03, 4-18 (.222)

### PLAYOFFS

YEAR	G-GS	MIN	FG	FGA	PCT	FT	FTA	PCT	OR	DR	TOT	A	PF-D	STL	TO	BLK	PTS	AVG
02-03	4-0	7	1	2	.500	0	0	---	0	0	0	0	3-0	0	0	0	3	0.8

Three-point FG: 1-1 (1.000)



## FORMER PLAYER STATS

WILLIAMS, COREY			COLLEGE: OKLAHOMA STATE '92			NO: 12			POS: G			HT: 6-2			BIRTHDATE: APRIL 24, 1970				
-----------------	--	--	-----------------------------	--	--	--------	--	--	--------	--	--	---------	--	--	---------------------------	--	--	--	--

ACQUIRED: Signed as a free agent on Feb. 21, 1994.  
DEPARTED: Released on Feb. 28, 1994.

YEAR	G-GS	MIN	FG	FGA	PCT	FT	FTA	PCT	OR	DR	TOT	A	PF-D	STL	TO	BLK	PTS	AVG
93-94	4-0	46	5	13	.385	1	1	1.000	1	5	6	6	6-0	2	2	0	11	2.8
Three-point FG: 0-1 (.000)																		

WILLIAMS, DERRICK			COLLEGE: ARIZONA '11			NO: 7			POS: F			HT: 6-8			BIRTHDATE: MAY 25, 1991				
-------------------	--	--	----------------------	--	--	-------	--	--	--------	--	--	---------	--	--	-------------------------	--	--	--	--

ACQUIRED: 2011 NBA Draft (1st Round/2nd overall).  
DEPARTED: Traded to Sacramento in exchange for Luc Richard Mbah a Moute on Nov. 26, 2013.

YEAR	G-GS	MIN	FG	FGA	PCT	FT	FTA	PCT	OR	DR	TOT	A	PF-D	STL	TO	BLK	PTS	AVG
11-12	66-15	1418	205	498	.412	136	195	.697	77	234	311	38	95-0	30	77	31	583	8.8
12-13	78-56	1916	338	786	.430	192	272	.706	96	334	430	46	127-0	44	101	37	933	12.0
13-14	11-0	162	19	54	.352	14	16	.875	3	23	26	1	9-0	4	6	4	54	4.9
TOTAL	155-71	3496	562	1338	.420	342	483	.708	176	591	767	85	231-0	78	184	72	1570	10.1
Three-point FG: 11-12, 37-138 (.268); 12-13, 65-196 (.332); 13-14, 2-15 (.133). Total, 104-349 (.298)																		

WILLIAMS, MICHEAL			COLLEGE: BAYLOR '88			NO: 24/4			POS: G			HT: 6-2			BIRTHDATE: JULY 23, 1966				
-------------------	--	--	---------------------	--	--	----------	--	--	--------	--	--	---------	--	--	--------------------------	--	--	--	--

ACQUIRED: From Indiana with Chuck Person for Sam Mitchell and Pooh Richardson on Sept. 8, 1992.  
DEPARTED: Traded to Toronto for the rights to Zeljko Rebraca and a future first-round pick on Jan. 21, 1999.

YEAR	G-GS	MIN	FG	FGA	PCT	FT	FTA	PCT	OR	DR	TOT	A	PF-D	STL	TO	BLK	PTS	AVG
92-93	76-76	2661	353	791	.446	419	462	.907	84	189	273	661	268-7	118	227	23	1151	15.1
93-94	71-66	2206	314	687	.457	333	397	.839	67	154	221	512	193-3	193	203	24	971	13.7
94-95	1-1	28	1	4	.250	4	5	.800	0	1	1	3	3-0	3	3	0	6	6.0
95-96	9-7	189	13	40	.325	28	33	.848	3	20	23	31	37-0	5	23	3	55	6.1
96-97						Did not play - injured												
97-98	25-0	161	16	48	.333	32	33	.970	2	12	14	32	24-0	9	16	2	64	2.6
TOTAL	182-150	5245	697	1570	.444	816	930	.877	156	376	532	1239	525-10	328	452	52	2247	12.3
Three-point FG: 92-93, 26-107 (.243); 93-94, 10-45 (.222); 95-96, 1-3 (.333); 97-98, 0-4 (.000). Total, 37-159 (.233)																		
PLAYOFFS Three-point FG: 1-2 (.500)																		

YEAR	G-GS	MIN	FG	FGA	PCT	FT	FTA	PCT	OR	DR	TOT	A	PF-D	STL	TO	BLK	PTS	AVG
97-98	4-0	58	6	15	.400	7	9	.778	2	7	9	11	14-0	3	3	1	20	5.0

WILLIAMS, SHULDEN			COLLEGE: DUKE '06			NO: 23			POS: F			HT: 6-9			BIRTHDATE: OCTOBER 21, 1983				
-------------------	--	--	-------------------	--	--	--------	--	--	--------	--	--	---------	--	--	-----------------------------	--	--	--	--

ACQUIRED: From Sacramento with Bobby Brown for Calvin Booth and Rashad McCants on Feb. 19, 2009.  
DEPARTED: Unrestricted free agent on July 1, 2009.

YEAR	G-GS	MIN	FG	FGA	PCT	FT	FTA	PCT	OR	DR	TOT	A	PF-D	STL	TO	BLK	PTS	AVG
08-09	15-0	207	30	68	.441	14	21	.667	24	51	75	4	28-0	10	8	8	74	4.9

WINTER, TREVOR			COLLEGE: MINNESOTA '97			NO: 50			POS: C			HT: 7-0			BIRTHDATE: JANUARY 7, 1974				
----------------	--	--	------------------------	--	--	--------	--	--	--------	--	--	---------	--	--	----------------------------	--	--	--	--

ACQUIRED: Signed as a free agent on Jan. 3, 1999.  
DEPARTED: Released on May 4, 1999.

YEAR	G-GS	MIN	FG	FGA	PCT	FT	FTA	PCT	OR	DR	TOT	A	PF-D	STL	TO	BLK	PTS	AVG
98-99	1-0	5	0	0	----	0	0	----	1	2	3	0	5-0	0	0	0	0	0.0



# FORMER PLAYER STATS

WOODS, LOREN	COLLEGE: ARIZONA '01	NO: 3	POS: C	HT: 7-1	BIRTHDATE: JUNE 21, 1978
--------------	----------------------	-------	--------	---------	--------------------------

ACQUIRED: 2001 NBA Draft (2nd Round/46th overall).  
DEPARTED: Unrestricted free agent on July 1, 2003.

YEAR	G-GS	MIN	FG	FGA	PCT	FT	FTA	PCT	OR	DR	TOT	A	PF-D	STL	TO	BLK	PTS	AVG
01-02	60-0	516	33	96	.344	44	60	.733	46	76	122	22	60-0	17	36	34	110	1.8
02-03	38-11	353	29	76	.382	21	27	.778	27	68	95	19	37-0	10	23	13	80	2.1
TOTAL	98-11	869	62	172	.360	65	87	.747	73	144	217	41	97-0	27	59	47	190	1.9

Three-point FG: 01-02, 0-2 (.000); 02-03, 1-5 (.200). Total, 1-7 (.143)

## PLAYOFFS

YEAR	G-GS	MIN	FG	FGA	PCT	FT	FTA	PCT	OR	DR	TOT	A	PF-D	STL	TO	BLK	PTS	AVG
02-03	2-0	2	1	3	.333	0	0	---	1	0	1	0	0-0	0	0	0	1	1.0

WRIGHT, BRACEY	COLLEGE: INDIANA '05	NO: 6	POS: G	HT: 6-3	BIRTHDATE: JULY 1, 1984
----------------	----------------------	-------	--------	---------	-------------------------

ACQUIRED: 2005 NBA Draft (2nd Round/47th overall).  
DEPARTED: Unrestricted free agent on July 1, 2007.

YEAR	G-GS	MIN	FG	FGA	PCT	FT	FTA	PCT	OR	DR	TOT	A	PF-D	STL	TO	BLK	PTS	AVG
05-06	7-0	135	21	51	.412	14	16	.875	3	15	18	5	8-0	1	8	0	62	8.9
06-07	19-0	190	24	60	.400	13	18	.722	7	14	21	15	6-0	9	6	1	67	3.5
TOTAL	26-0	325	45	111	.405	27	34	.794	10	29	39	20	14	10	14	1	129	5.0

Three-point FG: 01-02, 0-2 (.000); 02-03, 1-5 (.200). Total, 1-7 (.143)

YOUNG, THADDEUS	COLLEGE: GEORGIA TECH '07	NO: 33	POS: F	HT: 6-8	BIRTHDATE: JUNE 21, 1988
-----------------	---------------------------	--------	--------	---------	--------------------------

ACQUIRED: Acquired in a three-team trade from Philadelphia along with Anthony Bennett and Andrew Wiggins to Minnesota, Kevin Love to Cleveland and Luc Mbah a Moute and Alexey Shved to Philadelphia on Aug. 23, 2014.  
DEPARTED: Traded to Brooklyn for Kevin Garnett on Feb. 19, 2015.

YEAR	G-GS	MIN	FG	FGA	PCT	FT	FTA	PCT	OR	DR	TOT	A	PF-D	STL	TO	BLK	PTS	AVG
14-15	48-48	1605	289	641	.451	88	129	.682	75	170	245	135	115-0	86	75	17	685	14.3

Three-point FG: 14-15, 19-65 (.292)





## ALL-TIME JERSEY NUMBERS

Sorted by first regular season game in a Timberwolves uniform and includes players who have appeared in a game through the 2017-18 season

**0**

Othys Jeffers  
Jeff Teague

**1**

Adrian Branch  
Scott Brooks  
Anthony Peeler  
Maurice Evans  
Rod Strickland  
Rashad McCants  
Bobby Brown  
Ryan Hollins  
Sundiata Gaines  
Alexey Shved  
Glenn Robinson III  
Sean Kilpatrick  
Tyus Jones

**2**

Brad Sellers  
Gundars Vetra  
Askia Jones  
Malik Sealy

**3**

Scott Roth  
Chris Smith  
Stephon Marbury  
Dennis Scott  
LaPhonso Ellis  
Loren Woods  
Oliver Miller  
Marcus Banks  
Sebastian Telfair  
Damien Wilkins  
Malcolm Lee  
Brandon Roy  
Adreian Payne  
Kris Dunn  
Anthony Brown

**4**

Tod Murphy  
Gerald Glass  
Brad Sellers  
Micheal Williams  
Spud Webb  
Chauncey Billups  
Keith McCleod  
Randy Foye  
Oleksiy Pecherov  
Wes Johnson  
Robbie Hummel  
Greg Smith  
Brandon Rush

**5**

Doug West  
Will Avery  
Anthony Goldwire  
Craig Smith  
Martell Webster  
Will Conroy  
Josh Howard  
Gorgui Dieng

**6**

Bracey Wright  
Jason Hart  
Robbie Hummel

**7**

Stanley Jackson  
Mark Davis  
Terrell Brandon  
Anthony Carter  
Greg Buckner  
Ramon Sessions  
Derrick Williams  
Lorenzo Brown  
Lance Stephenson

**8**

Rasho Nesterovic  
Latrell Sprewell  
Ryan Gomes  
Michael Beasley  
Malcolm Lee  
Zach LaVine  
Nemanja Bjelica

**9**

Tod Murphy  
Sam Jacobson  
Kendall Gill  
Justin Reed  
Ricky Rubio

**10**

Howard Easley  
Shane Heal  
Wally Szczerbiak  
Rodney Carney  
Jonny Flynn  
Chase Budinger  
Damjan Rudez

**11**

Stojko Vrankovic  
Brian Evans  
Todd Day  
Sasha Pavlovic  
Jose Juan Barea  
John Lucas III  
Jamal Crawford

**12**

Corey Williams  
John Thomas  
Ronald Dupree  
Kevin Ollie  
Luc Richard Mbah a Moute  
Jeff Adrien  
Gary Neal  
Tayshaun Prince

**13**

Luc Longley  
Felipe Lopez  
Mike James  
Luke Ridnour  
Corey Brewer  
Miroslav Raduljica  
Marcus Georges-Hunt

**14**

Robert Pack  
Brian Cardinal  
Nikola Pekovic

**15**

Donald Royal  
Darrick Martin  
Bill Curley  
Gerald Green  
Nathan Jawai  
Maurice Ager  
Anthony Randolph  
Mickael Gelabale  
Shabazz Muhammad

**16**

Troy Hudson

**17**

Charles Shackleford  
Nikoloz Tskitishvili  
Lou Amundson

**18**

Omri Casspi

**19**

Tony Campbell  
Sam Cassell  
Wayne Ellington

**20**

Jim Thomas  
Tom Hammonds  
Gary Trent  
Chris Johnson

**21**

Lance Blanks  
Stacey King  
Kevin Garnett

**22**

Gerald Glass  
Tom Garrick  
Winston Garland  
Dean Garrett  
Clifford Rozier  
Corey Brewer  
A.J. Price  
Andrew Wiggins

**23**

Tyrone Corbin  
Brian Davis  
Trenton Hassell  
Shelden Williams  
Kevin Martin  
Jimmy Butler

**24**

Pooh Richardson  
Michael Williams  
Tom Gugliotta  
Bobby Jackson  
Quincy Lewis  
Richie Frahm  
Antoine Walker  
Anthony Bennett  
Andre Miller  
Justin Patton

**25**

Bob Thornton  
Marlon Maxey  
Marc Jackson  
Al Jefferson  
Mo Williams  
Derrick Rose

**26**

James Robinson

**27**

Jordan Hill

**28**

Andrew Lang

**29**

Mike Wilks  
Alando Tucker

**30**

Bob McCann  
Tellis Frank  
Pat Durham  
Terry Porter  
Mark Blount  
Kirk Snyder  
Troy Daniels  
Aaron Brooks

**31**

Charles Smith  
Reggie Jordan  
Ricky Davis  
Darko Milicic

**32**

Tellis Frank  
Christian Laettner  
DeJuan Wheat  
Joe Smith  
Fred Hoiberg  
Chris Richard  
Lazar Hayward  
Ronny Turiaf  
Karl-Anthony Towns

**33**

Steve Johnson  
Richard Coffey  
Marques Bragg  
Andrae Patterson  
Mike Miller  
Dante Cunningham  
Thaddeus Young  
Adreian Payne

**34**

Myron Brown  
Isaiah Rider  
Michael Olowokandi  
Jason Collins  
Greg Stiemsma

**35**

Sidney Lowe  
Reggie Slater  
Mark Madsen

**36**

Igor Rakocevic

**40**

Mike Brown  
Eric Riley  
Paul Grant  
Ervin Johnson

**41**

Thurl Bailey  
Eddie Griffin  
Kosta Koufos  
Justin Hamilton

**42**

Sam Mitchell  
Donyell Marshall  
Theo Ratliff  
Kevin Love

**43**

Chris Carr

**44**

Greg Foster  
Cherokee Parks  
Anthony Peeler  
Ndudi Ebi  
Anthony Tolliver

**45**

Randy Breuer  
Chuck Person  
Sean Rooks  
Andrae Patterson  
Cole Aldrich

**47**

Andrei Kirilenko

**50**

Felton Spencer  
Trevor Winter  
Arinze Onuaku

**51**

Andrew Guibert  
Michael Doleac

**52**

Gary Leonard  
Dan Godfred  
Mark Randall  
Calvin Booth  
Brad Miller

**53**

Jerome Allen  
Stanley Roberts

**54**

Brad Lohaus

**55**

Marko Jaric

**67**


Taj Gibson

**88**

Nemanja Bjelica



## RETIRED NUMBERS



Malik Sealy was tragically killed in an automobile accident on May 20, 2000, cutting short the life of a young man beloved in the Twin Cities and across the country for far more than his on-court skills.

A true professional in every sense of the word, Sealy was actively involved in a wide variety of charitable organizations, including serving on the boards of Wheelchair Charities, Inc., and the Bronx Police Athletic League. He was a regular visitor to the Ronald McDonald House in Minneapolis and took on an active role in various school programs. He also ran basketball clinics in conjunction with the Refugee Project at the Camp Hill Summer Program in North Carolina.

A self-described "Renaissance Man," Sealy was much more than a basketball player. He started a men's accessories company, Malik Sealy XXI, Inc., designing and selling neckties. He also opened Baseline Recording Studios in Manhattan in the Spring of 2000 and enjoyed acting, having a significant role in the movie "Eddie" as well as making guest appearances on television's "The Sentinel" and "Diagnosis Murder."

A member of the Minnesota Timberwolves during the 1998-99 and 1999-00 seasons, Sealy's last season with the Wolves was perhaps the finest of his eight-year NBA career. He played in all 82 games, the last 60 as a starter, averaging 11.3 points per game and helping the Timberwolves to their first 50-win season. The photo of Sealy lying on his back after hitting a three at the buzzer to beat Indiana on Jan. 17, 2000 remains one of the most iconic images in Timberwolves history.

Prior to the Wolves home opener vs. Sacramento on Nov. 4, 2000, the Timberwolves raised Sealy's No. 2 jersey to the rafters in memory of a great person, player and teammate. It remains the only retired jersey in Timberwolves history.



## ALL-TIME COLLEGE ROSTER

Sorted by first regular season game in a Timberwolves uniform and includes players who have appeared in a game through the 2017-18 season

### ALABAMA

James Robinson  
Latrell Spirewell  
Mo Williams

### ALABAMA-BIRMINGHAM

Stanley Jackson

### ARIZONA

Sean Rooks  
Loren Woods  
Derrick Williams  
Chase Dinger  
Jordan Hill

### ARKANSAS

Andrew Lang  
Todd Day  
Oliver Miller

### AUBURN

Chuck Person

### AUSTIN PEAY

Trenton Hassell

### BAYLOR

Michael Williams

### BOSTON COLLEGE

Howard Easley  
Bill Curley  
Craig Smith

### BOWLING GREEN

Keith McLeod

### CAL STATE-FULLERTON

Bobby Brown

### CINCINNATI

Sean Kilpatrick  
Lance Stephenson

### CLEMSON

Greg Buckner

### COLORADO

Chauncey Billups

### COLORADO STATE

Pat Durham

### CONNECTICUT

Chris Smith  
Donyell Marshall  
Kevin Ollie  
A.J. Price  
Jeff Adrien

### CREIGHTON

Anthony Tolliver  
Justin Patton

### DEPAUL

Tyrone Corbin  
Rod Strickland

### DUKE

Christian Laettner  
Brian Davis  
Cherokee Parks  
Will Avery  
Shelden Williams  
Tyus Jones

### DUQUESNE

Mike James

### EVANSVILLE

Dan Godfred

### FLORIDA

Corey Brewer  
Chris Richard  
Mike Miller

### FLORIDA STATE

Sam Cassell

### FRESNO STATE

Greg Smith

### GEORGETOWN

Charles Smith

### GEORGE WASHINGTON

Mike Brown

### GEORGIA

Damien Wilkins  
Sundiatu Gaines

### GEORGIA TECH

Stephon Marbury  
Tom Hammonds  
Dennis Scott  
Thaddeus Young  
Marcus Georges-Hunt

### GONZAGA

Richie Frahm  
Ronny Turiaf

### HAWAII

Anthony Carter

### HOUSTON

Anthony Goldwire

### ILLINOIS

Kendall Gill

### INDIANA

Jim Thomas  
Dean Garrett  
Andrae Patterson  
Brian Evans  
Bracey Wright

### IOWA

Brad Lohaus  
Ricky Davis

### IOWA STATE

Fred Hoiberg

### KANSAS

Mark Randall  
Andrew Wiggins  
Cole Aldrich  
Brandon Rush

### KANSAS STATE

Askia Jones  
Michael Beasley

### KENTUCKY

Antoine Walker  
Tayshaun Prince  
Karl-Anthony Towns

### LOUISIANA STATE

Stanley Roberts  
Ronald Dupree  
Anthony Randolph  
Chris Johnson  
Justin Hamilton

### LOUISVILLE

Felton Spencer  
DeJuan Wheat  
Clifford Rozier  
Gorgui Dieng

### MARQUETTE

Lazar Hayward  
Jimmy Butler

### MARYLAND

Adrian Branch  
Joe Smith

### MEMPHIS

Rodney Carney  
Derrick Rose

### MERCER

Sam Mitchell

### MIAMI (OH)

Wally Szczerbiak

### MICHIGAN

Eric Riley  
Glenn Robinson III  
Jamal Crawford

### MICHIGAN STATE

Maurice Ager  
Andrean Payne

### MINNESOTA

Randy Breuer  
Richard Coffey  
Bobby Jackson  
Trevor Winter  
Sam Jacobson  
Quincy Lewis  
John Thomas

### MISSISSIPPI

Gerald Glass  
Justin Reed

### MISSOURI

Gary Leonard  
Anthony Peeler

### MOREHEAD STATE

Bob McCann

### NEVADA

Kirk Snyder  
Ramon Sessions

### NEW MEXICO

Luc Longley

### NEW MEXICO STATE

Reggie Jordan

### NEW ORLEANS

Ervin Johnson

### NORTH CAROLINA

Rashad McCants  
Wayne Ellington

### NORTH CAROLINA STATE

Sidney Lowe  
Thurl Bailey  
Charles Shackelford  
Tom Gugliotta  
Spud Webb  
Lorenzo Brown

### NORTHEASTERN

Jose Juan Barea

### NOTRE DAME

Donald Royal  
LaPhonso Ellis

### OHIO

Gary Trent

### OHIO STATE

Tony Campbell  
Brad Sellers  
Kosta Koufos

### OKLAHOMA

Stacey King

### OKLAHOMA STATE

Corey Williams  
John Lucas III

### OREGON

Terrell Brandon  
Luke Ridnour  
Aaron Brooks

### OREGON STATE

Steve Johnson

### PACIFIC

Michael Olowokandi

### PENN STATE

Calvin Booth

### PENNSYLVANIA

Jerome Allen

### PITTSBURGH

Mark Blount

### PROVIDENCE

Marques Bragg  
Ryan Gomes  
Kris Dunn

### PURDUE

Brian Cardinal  
Brad Miller  
Robbie Hummel

### RHODE ISLAND

Tom Garrick

### RICE

Mike Wilks

### ROBERT MORRIS UNIVERSITY

Othys Jeffers

### SETON HALL

Eddie Griffin

### SLIPPERY ROCK

Myron Brown

### SOUTHERN ILLINOIS

Chris Carr  
Troy Hudson

### SW MISSOURI STATE

Winston Garland

### ST. JOHN'S

Felipe Lopez  
Malik Sealy

### STANFORD

Mark Madsen  
Jason Collins  
Anthony Brown

### SYRACUSE

Jonny Flynn  
Jason Hart  
Wes Johnson  
Arinze Onuaku

### TEMPLE

Marc Jackson

### TEXAS

Lance Blanks  
Maurice Evans

### TEXAS-EL PASO

Marlon Maxey  
Greg Foster

### TEXAS TECH

Mark Davis

### TOWSON

Gary Neal

### UC-IRVINE

Tod Murphy  
Scott Brooks  
Bob Thornton

### UCLA

Pooh Richardson  
Darrick Martin  
Kevin Love  
Ryan Hollins  
Malcolm Lee  
Shabazz Muhammad  
Luc Richard Mbah a Moute  
Zach LaVine

### UNLV

Isaiah Rider  
Marcus Banks  
Lou Amundson  
Anthony Bennett

### USC

Robert Pack  
Taj Gibson

### UTAH

Michael Doleac  
Andre Miller

### VILLANOVA

Doug West  
Randy Foye  
Dante Cunningham

### VIRGINIA COMMONWEALTH

Troy Daniels

### WAKE FOREST

Josh Howard  
Jeff Teague

### WASHINGTON

Brandon Roy  
Will Conroy

### WESTERN CAROLINA

Kevin Martin

### WESTERN KENTUCKY

Frank Tellis

### WISCONSIN

Scott Roth  
Paul Grant  
Alando Tucker  
Greg Stiemsma

### WISCONSIN-STEVEN'S POINT

Terry Porter

### WYOMING

Reggie Slater  
Theo Ratliff

### NO COLLEGE

Gundars Vetra  
Andres Guibert  
Kevin Garnett  
Shane Heal  
Stojko Vrankovic  
Rasho Nesterovic  
Igor Rakocevic  
Ndudi Ebi  
Marko Jaric  
Nikoloz Tskitishvili  
Al Jefferson  
Sebastian Telfair  
Gerald Green  
Sasha Pavlovic  
Oleksiy Pechevov  
Nathan Jawai  
Darko Milicic  
Nikola Pekovic  
Martell Webster  
Ricky Rubio  
Andrei Kirilenko  
Alexey Shved  
Mickael Gelabale  
Miroslav Raduljica  
Nemanja Bjelica  
Damjan Rudez  
Omri Casspi



## WOLVES DRAFT HISTORY

\* indicates player was traded on draft night

### 1989 DRAFT

Jerome "Pooh" Richardson, UCLA  
(1st round - 10th overall)

Gary Leonard, Missouri  
(2nd round - 34th overall)

Doug West, Villanova  
(2nd round - 38th overall)

### 1990 DRAFT

Felton Spencer, Louisville  
(1st round - 6th overall)

Gerald Glass, Mississippi  
(1st round - 20th overall)

### 1991 DRAFT

Luc Longley, New Mexico  
(1st round - 7th overall)

Myron Brown, Slippery Rock  
(2nd round - 34th overall)

### 1992 DRAFT

Christian Laettner, Duke  
(1st round - 3rd overall)

Marlon Maxey, Texas-El Paso  
(2nd round - 28th overall)

Chris Smith, Connecticut  
(2nd round - 34th overall)

Tim Burroughs, Jacksonville  
(2nd round - 51st overall)

### 1993 DRAFT

Isaiah Rider, Nevada-Las Vegas  
(1st round - 5th overall)

Sherron Mills, Va. Commonwealth  
(2nd round - 29th overall)

### 1994 DRAFT

Donyell Marshall, Connecticut  
(1st round - 4th overall)

Howard Easley, Boston College  
(2nd round - 30th overall)

### 1995 DRAFT

Kevin Garnett, Farragut Academy HS  
(1st round - 5th overall)

Mark Davis, Texas Tech  
(2nd round - 48th overall)

Jerome Allen, Pennsylvania  
(2nd round - 49th overall)

### 1996 DRAFT

Ray Allen, Connecticut\*  
(1st round - 5th overall)

### 1997 DRAFT

Paul Grant, Wisconsin  
(1st round - 20th overall)

Gordon Malone, West Virginia  
(2nd round - 44th overall)

### 1998 DRAFT

Rasho Nesterovic, Kinder Bologna  
(1st round - 17th overall)

Andrae Patterson, Indiana  
(2nd round - 46th overall)

### 1999 DRAFT

Wally Szczerbiak, Miami of Ohio  
(1st round - 6th overall)

William Avery, Duke  
(1st round - 14th overall)

Louis Bullock Jr., Michigan\*  
(2nd round - 42nd overall)

### 2000 DRAFT

Igor Rakocevic, Red Star Belgrade  
(2nd round - 51st overall)

### 2001 DRAFT

Loren Woods, Arizona  
(2nd round - 46th overall)

### 2002 DRAFT

Marcus Taylor, Michigan State  
(2nd round - 52nd overall)

### 2003 DRAFT

Ndudi Ebi, Westbury Christian HS  
(1st round - 26th overall)

Rick Rickert, Minnesota  
(2nd round - 55th overall)

### 2004 DRAFT

Blake Stepp, Gonzaga  
(2nd round - 58th overall)

### 2005 DRAFT

Rashad McCants, North Carolina  
(1st round - 14th overall)

Bracey Wright, Indiana  
(2nd round - 47th overall)

### 2006 DRAFT

Brandon Roy, Washington\*  
(1st round - 6th overall)

Craig Smith, Boston College  
(2nd round - 36th overall)

Bobby Jones, Washington\*  
(2nd round - 37th overall)

Loukas Mavrokefalidis, Greece  
(2nd round - 57th overall)

### 2007 DRAFT

Corey Brewer, Florida  
(1st round - 7th overall)

Chris Richard, Florida  
(2nd round - 41st overall)

### 2008 DRAFT

O.J. Mayo, USC\*  
(1st round - 3rd overall)

Nikola Pekovic, Montenegro  
(2nd round - 31st overall)

Mario Chalmers, Kansas\*  
(2nd round - 34th overall)

### 2009 DRAFT

Ricky Rubio, Spain  
(1st round - 5th overall)

Jonny Flynn, Syracuse  
(1st round - 6th overall)

Ty Lawson, North Carolina\*  
(1st round - 18th overall)

Wayne Ellington, North Carolina  
(1st round - 28th overall)

Nick Calathes, Florida\*  
(2nd round - 45th overall)

Henk Norel, Netherlands  
(2nd round - 47th overall)

### 2010 DRAFT

Wesley Johnson, Syracuse  
(1st round - 4th overall)

Luke Babbitt, Nevada\*  
(1st round - 16th overall)

Trevor Booker, Clemson\*  
(1st round - 23th overall)

Paulo Prestes, Brazil  
(2nd round - 45th overall)

Hamady Ndiaye, Rutgers\*  
(2nd round - 56th overall)

### 2011 DRAFT

Derrick Williams, Arizona  
(1st round - 2nd overall)

Donatas Motiejunas, Lithuania\*  
(1st round - 20th overall)

### 2012 DRAFT

Robbie Hummel, Purdue  
(2nd round - 58th overall)

### 2013 DRAFT

Trey Burke, Michigan\*  
(1st round - 9th overall)

Anthony Roberson, Florida\*  
(1st round, 26th overall)

Lorenzo Brown, North Carolina State  
(2nd round, 52nd overall)

Bojan Dubljevic, Montenegro  
(2nd round, 59th overall)

### 2014 DRAFT

Zach LaVine, UCLA  
(1st round - 13th overall)

Glenn Robinson III, Michigan  
(2nd round - 40th overall)

Markel Brown, Oklahoma State\*  
(2nd round - 44th overall)

Alessandro Gentile, Italy\*  
(2nd round - 53rd overall)

### 2015 DRAFT

Karl-Anthony Towns, Kentucky  
(1st round - 1st overall)

Cedi Osman, Turkey\*  
(2nd round - 31st overall)

Rakeem Christmas, Syracuse\*  
(2nd round - 36th overall)

### 2016 DRAFT

Kris Dunn, Providence  
(1st round - 5th overall)

### 2017 DRAFT

Lauri Markkanen, Arizona\*  
(1st round - 7th overall)

### 2018 DRAFT

Josh Okogie, Georgia Tech  
(1st round - 20th overall)

Keita Bates-Diop  
(2nd round - 48th overall)





## WOLVES TRANSACTIONS

### 1988

#### JULY 21

Named Billy McKinney director of player personnel.

#### AUGUST 23

Named Bill Musselman head coach.

### 1989

#### JUNE 12

Lost NBA Expansion coin flip with the Orlando Magic in Los Angeles. The Magic elected to take the first selection in the 1989 NBA Expansion Draft, giving the Timberwolves the 10th pick overall in the 1989 NBA College Draft.

#### JUNE 15

Acquired the Milwaukee Bucks' second-round selection (34th overall) in the 1989 NBA College Draft for agreeing to select Mark Davis in the 1989 NBA Expansion Draft. Selected 11 players in the 1989 NBA Expansion Draft: Rick Mahorn, 6-10 forward from Detroit Pistons; Tyrone Corbin, 6-6 forward from Phoenix Suns; Steve Johnson, 6-10 center from Portland Trail Blazers; Brad Lohaus, 7-0 forward from Sacramento Kings; David Rivers, 6-0 guard from Los Angeles Lakers; Mark Davis, 6-5 guard from Milwaukee Bucks; Scott Roth, 6-8 forward from San Antonio Spurs; Shelton Jones, 6-9 forward from Philadelphia 76ers; Eric White, 6-8 forward from Los Angeles Clippers; Maurice Martin, 6-6 guard from Denver Nuggets; Gunther Behnke, 7-4 center from Cleveland Cavaliers.

#### JUNE 27

Selected UCLA guard Jerome "Pooh" Richardson with the 10th pick in the first round of the 1989 NBA College Draft. The Wolves also selected Missouri center Gary Leonard (second round, 34th overall) and Villanova guard/forward Doug West (second round, 38th overall).

#### JULY 26

Signed free agent forward Sam Mitchell to a two-year contract.

#### AUGUST 3

Signed restricted free agent guard Sidney Lowe to a two-year contract.

#### AUGUST 16

Signed free agent forward Tod Murphy to a two-year contract.

#### AUGUST 21

Signed second-round draft pick center Gary Leonard to a three-year contract. Named Tom Thibodeau assistant coach.

#### AUGUST 31

Signed first-round draft pick guard Pooh Richardson to a four-year contract and second-round draft pick guard Doug West to a three-year contract.

#### SEPTEMBER 12

Signed free agent guard Conner Henry and free-agent forward Donald Royal to contracts.

#### SEPTEMBER 13

Signed free agent guard Tony Campbell to a four-year contract.

#### SEPTEMBER 18

Named Bob Zuffelato assistant coach.

#### OCTOBER 6

Placed hold-out center Steve Johnson on the suspended list.

#### OCTOBER 20

Signed free agent guard/forward Adrian Branch to a two-year contract.

#### OCTOBER 27

Traded forward Rick Mahorn to the Philadelphia 76ers for 1990 first-and second-round draft picks, a 1991 second-round draft pick and a conditional 1992 second-round pick.

#### DECEMBER 13

Activated center Steve Johnson and placed forward Scott Roth (broken nose) on the injured list.

#### DECEMBER 23

Activated forward Scott Roth from the injured list and waived guard/forward Adrian Branch.

### 1990

#### JANUARY 4

Traded forward Brad Lohaus to the Milwaukee Bucks for center Randy Breuer and a conditional one-time exchange of second-round draft picks in 1991 or 1992.

#### JANUARY 11

Placed center Steve Johnson (stomach ulcer) on the injured list.

#### FEBRUARY 15

Activated center Steve Johnson from the injured list.

#### FEBRUARY 22

Traded center Steve Johnson and a conditional 1991 second-round draft pick to the Seattle SuperSonics for forward Brad Sellers.

#### JUNE 26

Acquired guard Scott Brooks from the Philadelphia 76ers for a 1990 second-round draft pick (32nd overall).

#### JUNE 27

Waived forward Brad Sellers.

#### JUNE 28

Selected Louisville center Felton Spencer with the sixth pick and Mississippi guard Gerald Glass with the 20th pick in the first round of the 1990 NBA Draft.

#### JULY 6

Waived forward Scott Roth.

#### SEPTEMBER 27

Announced that guard Sidney Lowe retired to become the club's television broadcast analyst.

#### OCTOBER 2

Signed free agent forward Richard Coffey to a two-year contract.

#### OCTOBER 3

Signed first-round draft pick center Felton Spencer to a five-year contract.

#### OCTOBER 9

Signed first-round draft pick guard Gerald Glass to a four-year contract.

#### OCTOBER 31

Waived center Gary Leonard. Signed free agent guard Jim Thomas.

#### NOVEMBER 10

Waived guard Jim Thomas. Acquired forward/center Bob Thornton from the Philadelphia 76ers in exchange for a 1991 second-round draft pick.

#### NOVEMBER 29

Announced Billy McKinney resigned his position as director of player personnel.

#### DECEMBER 4

Promoted Jim Brewer to director of player personnel.

#### DECEMBER 6

Placed forward Bob Thornton (broken wrist) on the injured list.

#### DECEMBER 29

Signed free agent forward Dan Godfred to a 10-day contract.

### 1991

#### JANUARY 7

Signed forward Dan Godfred to a second 10-day contract.

#### JANUARY 18

Signed forward Dan Godfred to a contract for the remainder of the season.

#### APRIL 22

Relieved head coach Bill Musselman and assistant coach Tom Thibodeau of their duties.

#### APRIL 24

Signed guard Scott Brooks to a four-year contract.

#### MAY 5

Relieved assistant coach Eric Musselman of his duties.

#### JUNE 19

Named Jimmy Rodgers head coach.

#### JUNE 20

Released forward Richard Coffey.

#### JUNE 26

Selected New Mexico center Luc Longley with the seventh pick in the first round of the 1991 NBA Draft. The Wolves also selected Slippery Rock guard Myron Brown (second round, 34th overall).

#### JULY 18

Named Jim Brewer and Sidney Lowe assistant coaches.

#### AUGUST 17

Renounced the rights to forward Donald Royal.

#### OCTOBER 4

Signed second-round draft pick guard Myron Brown to a two-year contract.

#### NOVEMBER 19

Signed first-round draft pick center Luc Longley to a four-year contract and placed him on the suspended list to start the season.

#### NOVEMBER 25

Acquired forward Thurl Bailey and a 1992 second-round draft pick from the Utah Jazz for forward Tyrone Corbin.



## WOLVES TRANSACTIONS

### NOVEMBER 29

Activated center Luc Longley from the suspended list and released forward Tellis Frank.

### DECEMBER 5

Placed center Felton Spencer (fracture to the ethmoid bone of the right eye) on the injured list.

### DECEMBER 18

Waived guard Myron Brown and activated center Felton Spencer from the injured list.

### DECEMBER 30

Placed forward Tod Murphy (sprained left foot) on the injured list.

### 1992

### JANUARY 2

Claimed forward Mark Randall off waivers from the Chicago Bulls.

### FEBRUARY 10

Placed center Felton Spencer (sprained ankle) on the injured list.

### MARCH 6

Activated center Felton Spencer from the injured list.

### APRIL 6

Signed guard/forward Doug West to a four-year contract extension.

### JUNE 1

Named Jack McCloskey general manager.

### JUNE 16

Announced the club did not exercise the option on forward Tod Murphy's contract for the 1992-93 season.

### JUNE 24

Selected Duke center Christian Laettner with the third pick in the first round of the 1992 NBA Draft. The Wolves also selected UTEP forward Marlon Maxey (second round, 28th overall), Connecticut guard Chris Smith (second round, 34th overall), and Jacksonville forward Tim Burroughs (second round, 51st overall).

### JULY 2

Signed guard/forward Gundars Vetra from Unified (Russia) National Team to a multi-year contract.

### JULY 10

Named Stan Novak scout.

### JULY 20

Signed second-round draft pick forward Marlon Maxey to a four-year contract.

### JULY 23

Promoted Jim Brewer to assistant to the general manager and named Chuck Davisson assistant coach.

### AUGUST 5

Signed free agent forward Bob McCann to a one-year contract.

### AUGUST 28

Signed second-round draft pick guard Chris Smith to a multi-year contract.

### SEPTEMBER 2

Named Rob Babcock full-time scout.

### SEPTEMBER 8

Acquired forward Chuck Person and guard Micheal Williams from the Indiana Pacers for forward Sam Mitchell and guard Pooh Richardson.

### SEPTEMBER 4

Traded guard Tony Campbell to the New York Knicks for future considerations.

### SEPTEMBER 25

Traded guard Scott Brooks to the Houston Rockets for future considerations.

### OCTOBER 14

Signed first-round draft pick forward Christian Laettner to a six-year contract.

### NOVEMBER 5

Placed forward Marlon Maxey (synovitis of the left knee) on the injured list.

### NOVEMBER 15

Acquired guard Lance Blanks, forward Brad Sellers and a future second-round draft pick from the Detroit Pistons for guard/forward Gerald Glass and forward Mark Randall.

### DECEMBER 3

Placed guard/forward Gundars Vetra (lower back strain) on the injured list and activated forward Marlon Maxey from the injured list.

### 1993

### JANUARY 2

Placed guard Lance Blanks (cartilage damage in right knee) on the injured list and activated guard/forward Gundars Vetra from the injured list.

### JANUARY 11

Relieved head coach Jimmy Rodgers of his duties and named Sidney Lowe interim head coach.

### JANUARY 30

Placed guard/forward Gundars Vetra (cartilage damage in right knee) on the injured list and activated guard Lance Blanks from the injured list.

### MARCH 15

Placed forward Thurl Bailey (dislocated toe) on the injured list and activated guard/forward Gundars Vetra from the injured list.

### MARCH 24

Promoted Sidney Lowe from interim head coach to head coach. Placed center Luc Longley (sprained right foot) on the injured list and activated forward Thurl Bailey from the injured list.

### JUNE 21

Named Kevin McHale broadcast television analyst and special assistant coach. Named Bob Weinbauer assistant coach.

### JUNE 30

Acquired forward/center Mike Brown from the Utah Jazz for center Felton Spencer. Selected UNLV guard/forward Isaiah (J.R.) Rider with the fifth pick in the first round of the 1993 NBA Draft. The Wolves also selected Virginia Commonwealth forward Sherron Mills (second round, 29th overall).

### JULY 7

Renounced the rights to forwards Brad Sellers and Bob McCann and waived guard Lance Blanks.

### AUGUST 2

Signed free agent guard/forward Brian Davis to a multi-year contract.

### AUGUST 20

Acquired the rights to forward Conrad McRae from the Washington Bullets for forward Tim Burroughs.

### AUGUST 30

Signed free agent guards Jo Jo English and Stanley Jackson and forward Tellis Frank.

### OCTOBER 27

Signed first-round draft pick guard/forward Isaiah Rider to a seven-year contract.

### NOVEMBER 4

Traded guard Jo Jo English to the Chicago Bulls for future considerations. Placed guard Stanley Jackson (sprained left wrist) on the injured list.

### DECEMBER 1

Placed forward Marlon Maxey (bruised right hand) on the injured list and activated guard Stanley Jackson from the injured list.

### DECEMBER 10

Placed guard/forward Doug West (rib separation) on the injured list and activated forward Marlon Maxey from the injured list.

### DECEMBER 20

Placed guard Stanley Jackson (sprained left wrist) on the injured list and activated guard/forward Doug West from the injured list.

### 1994

### FEBRUARY 18

Placed guard Micheal Williams (sprained right wrist) on the injured list.

### FEBRUARY 21

Signed guard Corey Williams to a 10-day contract.

### FEBRUARY 23

Acquired center Stacey King from the Chicago Bulls for center Luc Longley.

### FEBRUARY 28

Waived guard Corey Williams and activated guard Micheal Williams from the injured list.

### MARCH 2

Placed guard Micheal Williams (sprained right wrist) on the injured list and activated guard Stanley Jackson from the injured list.

### MARCH 10

Placed guard Stanley Jackson (sprained left wrist) on the injured list and activated guard Micheal Williams from the injured list.

### APRIL 6

Placed forward/center Stacey King (chondral fracture, right knee) on the injured list and activated guard Stanley Jackson from the injured list.



## WOLVES TRANSACTIONS

### APRIL 13

Placed forward Tellis Frank (strained arch, left foot) on the injured list and signed and activated forward/center Andres Guibert.

### APRIL 29

Announced assistant coach Bob Weinbauer accepted the position of Vice President of Basketball Pperations with the Houston Rockets.

### JUNE 29

Selected Connecticut forward Donyell Marshall with the fourth pick in the first round of the 1994 NBA Draft. The Wolves also selected Boston College guard Howard Easley (second round, 30th overall). Acquired the rights to center Zeljko Rebraca from the Seattle SuperSonics for a 1996 second-round draft pick.

### JULY 1

Exercised the option on forward Chuck Person's contract, making him an unrestricted free agent.

### AUGUST 17

Relieved head coach Sidney Lowe, assistant to the general manager/assistant coach Jim Brewer and assistant coach Chuck Davison of their duties.

### AUGUST 18

Named Kevin McHale assistant general manager and Chris Palmer trainer. Promoted Rob Babcock to director of player personnel and Stan Novak to director of scouting.

### AUGUST 29

Named Bill Blair head coach.

### SEPTEMBER 6

Named Mike Schuler assistant coach.

### SEPTEMBER 9

Named Randy Wittman assistant coach.

### SEPTEMBER 19

Signed free agent forward Andres Guibert and free agent guard Askia Jones.

### SEPTEMBER 26

Signed first-round draft pick forward Donyell Marshall to a nine-year contract.

### SEPTEMBER 28

Named Greg Ballard assistant coach.

### SEPTEMBER 29

Signed free agent center Charles Shackleford.

### OCTOBER 3

Signed free agent guard Dave Jamerson and free agent forward Pat Durham.

### OCTOBER 5

Signed second-round draft pick guard Howard Easley to a one-year contract.

### NOVEMBER 1

Acquired center Sean Rooks from the Dallas Mavericks for a conditional 1996, 1997 or 1998 first-round draft pick. Waived guard Dave Jamerson and forward Pat Durham.

### NOVEMBER 2

Waived forward Marlon Maxey.

### NOVEMBER 3

Placed center Melvin Robinson (tendinitis, left ankle) and center Charles Shackleford (strained lower back) on the injured list.

### NOVEMBER 11

Placed guard Micheal Williams (torn plantar fascia, left heel) on the injured list and signed free agent guard Winston Garland.

### NOVEMBER 24

Waived guard Askia Jones and signed free agent forward Pat Durham.

### DECEMBER 16

Placed center Stacey King (sprained left ankle) on the injured list and signed free agent forward Greg Foster.

### DECEMBER 30

Placed forward Andres Guibert (strained lower back) on the injured list and activated center Stacey King from the injured list.

### 1995

### JANUARY 11

Placed center Stacey King (sprained left ankle) on the injured list and activated center Charles Shackleford from the injured list.

### FEBRUARY 1

Placed guard Chris Smith (Achilles' tendinitis, right foot) on the injured list and activated center Stacey King from the injured list.

### FEBRUARY 13

Waived guard Howard Easley and signed free agent guard Darrick Martin to a 10-day contract.

### FEBRUARY 14

Placed center Stacey King (sprained left ankle) on the injured list and activated guard Chris Smith.

### FEBRUARY 18

Acquired forward Tom Gugliotta from the Golden State Warriors for forward Donyell Marshall.

### FEBRUARY 25

Signed guard Darrick Martin to a second 10-day ontract.

### FEBRUARY 26

Placed center Charles Shackleford (strained lower back) on the injured list and activated center Stacey King from the injured list.

### FEBRUARY 27

Waived center Charles Shackleford.

### FEBRUARY 28

Announced the retirement of general manager Jack McCloskey, effective at the conclusion of the 1995 NBA Draft.

### MARCH 3

Placed forward Pat Durham (sprained right ankle) on the injured list and activated forward Andres Guibert from the injured list.

### MARCH 7

Signed guard Darrick Martin to a contract for the remainder of the season.

### MARCH 12

Placed forward Andres Guibert (strained lower back) on the injured list and activated forward Pat Durham from the injured list.

### MAY 11

Promoted Kevin McHale to vice president of basketball operations. Named Phil "Flip" Saunders general manager and Jerry Sichting director of scouting and player development.

### JUNE 24

Forward Andres Guibert is taken with the fifth overall pick by the Toronto Raptors in the 1995 Expansion Draft.

### JUNE 28

Selected Farragut Academy H.S. (Chicago) forward Kevin Garnett with the fifth pick in the first round of the 1995 NBA Draft. The Wolves also selected Texas Tech guard Mark Davis (second round, 48th overall) and Pennsylvania guard Jerome Allen (second round, 49th overall).

### SEPTEMBER 29

Signed free agent forward Sam Mitchell to a multi-year contract.

### OCTOBER 2

Signed first-round draft pick forward Kevin Garnett to a three-year contract.

### OCTOBER 5

Signed guard/forward Doug West to a contract extension.

### OCTOBER 6

Signed second-round draft picks guard/forward Mark Davis and guard Jerome Allen, and free agents guard Darrick Martin and forward Marques Bragg.

### OCTOBER 10

Signed center Sean Rooks to a one-year contract.

### OCTOBER 14

Signed free agent center Eric Riley.

### OCTOBER 16

Signed forward Tom Gugliotta and free agent guard Terry Porter to multi-year contracts.

### NOVEMBER 1

Waived guard Darrick Martin.

### NOVEMBER 2

Placed center Eric Riley (supra patella bursitis, right knee) on the injured list.

### NOVEMBER 14

Placed center Christian Laettner (sprained left ankle) on the injured list and activated center Eric Riley from the injured list.

### NOVEMBER 25

Placed center Eric Riley (quadriceps tendinitis, right knee) on the injured list and activated center Christian Laettner from the injured list.

### DECEMBER 5

Placed guard Micheal Williams (plantar fascia strain, left heel) on the injured list. Signed guard Charles Smith.



## WOLVES TRANSACTIONS

### DECEMBER 18

Relieved head coach Bill Blair of his duties. Named general manager Flip Saunders head coach, and director of scouting and player development Jerry Sichting assistant coach.

### 1996

#### JANUARY 4

Waived guard Charles Smith.

#### JANUARY 12

Acquired guard Darrick Martin from the Vancouver Grizzlies for a 1996 second-round draft pick.

#### FEBRUARY 22

Acquired center Andrew Lang and guard Anthony "Spud" Webb from the Atlanta Hawks for center Christian Laettner and center Sean Rooks.

#### FEBRUARY 23

Placed guard Jerome Allen (bursitis, right knee) on the injured list and activated center Eric Riley from the injured list.

#### MARCH 6

Placed forward Sam Mitchell (sprained right ankle) on the injured list.

#### MARCH 13

Activated forward Sam Mitchell from the injured list.

#### MARCH 20

Placed center Andrew Lang (slight tear, left calf muscle) on the injured list.

#### MARCH 22

Placed guard/forward Doug West (plantar fascia, right foot) on the injured list and activated guard Jerome Allen from the injured list.

#### APRIL 2

Placed guard Darrick Martin (tendinitis, right shoulder) on the injured list and activated center Andrew Lang and guard/forward Doug West from the injured list.

#### JUNE 26

Selected Connecticut guard Ray Allen with the fifth pick in the first round of the 1996 NBA Draft. Acquired guard Stephon Marbury (the fourth pick in the first round of the 1996 NBA Draft) from the Milwaukee Bucks for Ray Allen and a future first-round draft pick.

#### JUNE 29

Acquired center Cherokee Parks from the Dallas Mavericks for restructuring the conditions of the first-round pick owed to Dallas from the Nov. 1, 1994 Sean Rooks trade. Dallas received Minnesota's first-round pick in 1997.

#### JULY 11

Reacquired the future first-round pick sent to Milwaukee in the June 26, 1996 Stephon Marbury trade for center Andrew Lang.

#### JULY 18

Signed guard Stephon Marbury to a three-year contract.

#### JULY 19

Signed free agent guard Chris Carr to a multi-year contract.

#### JULY 23

Acquired guard James Robinson, forward Bill Curley and a first-round draft pick in 1997 or 1998 from the Portland Trail Blazers for guard/forward Isaiah Rider.

### SEPTEMBER 6

Signed center Stojko Vrankovic to a multi-year contract.

### SEPTEMBER 18

Signed free agent guard Shane Heal, forward Dean Garrett and forward Virginus Praskevicius.

### OCTOBER 31

Placed guard Micheal Williams (plantar fascia strain, left heel), forward Bill Curley (right ankle surgery) and forward Virginus Praskevicius (strained left ankle) on the injured list.

### 1997

#### FEBRUARY 17

Waived forward Virginus Praskevicius.

#### MARCH 18

Placed guard Chris Carr (bursitis, left ankle) on the injured list.

#### MARCH 19

Signed free agent guard Reggie Jordan to a 10-day contract.

#### MARCH 29

Signed guard Reggie Jordan to a second 10-day contract.

#### APRIL 8

Signed guard Reggie Jordan to a contract for the remainder of the season.

#### APRIL 21

Activated guard Chris Carr from the injured list and placed him on the playoff roster. Removed guard Reggie Jordan from the playoff roster.

#### JUNE 23

Received the 20th pick in the first round of the 1997 NBA Draft from the Portland Trail Blazers to complete the July 23, 1996 Isaiah Rider trade.

#### JUNE 25

Selected Wisconsin center Paul Grant with the 20th pick in the first round of the 1997 NBA Draft. The Wolves also selected West Virginia forward Gordan Malone (second round, 44th overall). Acquired center Stanley Roberts from the Los Angeles Clippers for center Stojko Vrankovic.

#### JULY 10

Named Ed Prohovsky special assistant to the vice president of basketball operations.

#### JULY 15

Signed general manager/head coach Flip Saunders to a five-year contract extension.

### SEPTEMBER 12

Signed first-round draft pick center Paul Grant to a three-year contract.

### OCTOBER 1

Signed forward Kevin Garnett to a multi-year contract extension. Signed free agent center Clifford Rozier.

### OCTOBER 10

Signed free agent guard Reggie Jordan.

### OCTOBER 23

Signed free agent guard DeJuan Wheat.

### OCTOBER 30

Waived guard Shane Heal. Placed forward Bill Curley (right thigh stress reaction), center Paul Grant (sprained right foot), and guard Micheal Williams (sore right hamstring) on the injured list.

### NOVEMBER 25

Waived center Clifford Rozier and signed free agent forward Tom Hammonds.

### DECEMBER 22

Placed guard DeJuan Wheat (bursitis of the right knee) on the injured list and activated guard Micheal Williams from the injured list.

### 1998

#### JANUARY 30

Placed guard Chris Carr (sprained left ankle) on the injured list and activated guard DeJuan Wheat from the injured list.

#### FEBRUARY 18

Acquired guard Anthony Peeler from the Vancouver Grizzlies for guard Doug West.

#### FEBRUARY 4

Placed forward Tom Gugliotta (sore right ankle) on the injured list and activated guard Chris Carr from the injured list.

#### MARCH 16

Placed guard Chris Carr (sprained left ankle) on the injured list and activated forward Bill Curley from the injured list.

#### JUNE 25

Selected Virtus Kinder Bologna (Italy) center Rasho Nesterovic with the 17th pick in the first round of the 1998 NBA Draft. The Wolves also selected Indiana forward Andrae Patterson (second round, 46th overall).

### 1999

#### JANUARY 21

Acquired guard Bobby Jackson and center Dean Garrett from the Denver Nuggets in a three-team trade that also included the Toronto Raptors. Sent guard Micheal Williams, the rights to center Zeljko Rebraca, and a future first-round draft pick to the Raptors. Re-signed free-agent forward Sam Mitchell.

#### JANUARY 22

Signed free agent guard/forward Malik Sealy and free agent guard Troy Hudson, and re-signed free agent guard Reggie Jordan.

#### JANUARY 23

Signed free agent forward Joe Smith and re-signed free agent forward Tom Hammonds.

#### JANUARY 30

Signed free agent center Trevor Winter.

#### FEBRUARY 3

Waived guard Troy Hudson.

#### FEBRUARY 4

Placed center Trevor Winter (left knee tendinitis) on the injured list.

#### FEBRUARY 19

Placed center Paul Grant (right knee tendinitis) and guard Reggie Jordan (lower back spasms) on the injured list.





## WOLVES TRANSACTIONS

### MARCH 11

Acquired guard Terrell Brandon from the Milwaukee Bucks and forward Brian Evans and future considerations from the New Jersey Nets in a three-team trade. Sent guard Stephon Marbury, guard Chris Carr and forward Bill Curley to the Nets, and center Paul Grant to the Bucks. Activated guard Reggie Jordan from the injured list.

### MARCH 12

Placed guard/forward Malik Sealy (left ankle injury) on the injured list.

### MARCH 16

Placed guard Anthony Peeler (strained left calf) on the injured list and activated center Trevor Winter from the injured list.

### MARCH 17

Signed forward Bill Curley for the remainder of the season, after he was waived by New Jersey on March 13. Signed free agent guard/forward Dennis Scott to a 10-day contract. Placed center Trevor Winter (sore lower back) on the injured list.

### MARCH 26

Signed free agent guard James Robinson to a 10-day contract. Waived forward Brian Evans.

### MARCH 27

Signed guard/forward Dennis Scott for the remainder of the season.

### APRIL 7

Placed guard Terrell Brandon (right thigh contusion) on the injured list. Activated guard/forward Malik Sealy from the injured list. Signed guard James Robinson to a second 10-day contract.

### APRIL 17

Signed guard James Robinson for the remainder of the season.

### APRIL 21

Placed guard/forward Malik Sealy (sprained left ankle) and guard Reggie Jordan (sprained right ankle) on the injured list. Activated guards Terrell Brandon and Anthony Peeler from the injured list.

### MAY 1

Placed guard/forward Dennis Scott (right knee tendinitis) on the injured list. Activated guard/forward Malik Sealy from the injured list.

### MAY 4

Placed forward Bill Curley (sprained right wrist) on the injured list. Waived center Trevor Winter. Signed center Rasho Nesterovic to a multi-year contract and placed him on the active roster.

### JUNE 30

Selected Miami of Ohio forward Wally Szczerbiak with the sixth pick and Duke guard William Avery with the 14th pick in the first round of the 1999 NBA Draft. The Wolves also selected Michigan guard Louis Bullock (second round, 42nd overall). Traded the rights to Louis Bullock to the Orlando Magic for cash considerations.

### JULY 7

Announced assistant coach Randy Wittman accepted the position of head coach with the Cleveland Cavaliers.

### JULY 29

Signed general manager/head coach Flip Saunders to a multi-year contract extension.

### AUGUST 2

Signed first-round draft pick forward Wally Szczerbiak to a multi-year contract.

### AUGUST 5

Named Sidney Lowe assistant coach.

### AUGUST 17

Re-signed free agent forwards Joe Smith and Tom Hammonds.

### AUGUST 19

Signed first-round draft pick guard William Avery to a multi-year contract.

### AUGUST 24

Re-signed free agent guard Terrell Brandon.

### AUGUST 26

Re-signed free agent forward Andrae Patterson.

### DECEMBER 3

Waived forward Lou Roe and center Danny Schayes.

### DECEMBER 17

Placed center Dean Garrett (synovitis, left knee) on the injured list. Activated forward Andrae Patterson.

### DECEMBER 30

Placed forward Wally Szczerbiak (inflammation, right knee) and guard Bobby Jackson (bruised and strained right knee) on the injured list.

### 2000

### JANUARY 2

Signed free agent center Eric Riley to a 10-day contract.

### JANUARY 6

Activated center Dean Garrett.

### JANUARY 7

Activated guard Bobby Jackson. Placed forward Andrae Patterson (further rehabilitation on surgically-repaired right knee) on the injured list. Re-signed center Eric Riley to a second 10-day contract.

### JANUARY 11

Waived center Eric Riley. Activated forward Wally Szczerbiak from the injured list.

### MAY 31

Announced assistant coach Sidney Lowe accepted the position of head coach with the Vancouver Grizzlies.

### JUNE 28

Selected guard Igor Rakocevic (second round, 51st overall) from Belgrade, Yugoslavia, in the 2000 NBA Draft.

### JULY 11

Named Jimmy Williams and Don Zierden assistant coaches and Brent Haskins video coordinator.

### AUGUST 8

Re-signed forward Joe Smith to a one-year contract and signed free agent forward Chauncey Billups to a multi-year contract.

### OCTOBER 3

Signed free agent guards Corey Beck, Todd Day, and Steve Hart, free agent forwards Damian Owens and Reggie Slater, and free agent center John Coker.

### OCTOBER 4

Signed free agent forward LaPhonso Ellis to a one-year contract.

### OCTOBER 7

Signed free agent center Sharone Wright to a one-year contract.

### OCTOBER 8

Waived center John Coker.

### OCTOBER 13

Waived guard Steve Hart and forward Damian Owens.

### OCTOBER 17

Signed free agent guard Sam Jacobson to a one-year contract. Exercised the 2001-02 option on the contract of center Rasho Nesterovic.

### OCTOBER 25

Contract of Joe Smith voided by the NBA.

### OCTOBER 26

Waived guard Corey Beck.

### OCTOBER 28

Waived center Sharone Wright.

### OCTOBER 30

Placed guard Todd Day (hyperextended left knee), forward Tom Hammonds (sore ankles) and forward Andrae Patterson (sore right knee) on the injured list.

### NOVEMBER 17

Placed guard Sam Jacobson (patella tendinitis, left knee) on the injured list and activated guard Todd Day from the injured list.

### DECEMBER 1

Placed forward Reggie Slater (patella tendinitis, right knee) on the injured list and activated forward Tom Hammonds from the injured list.

### DECEMBER 15

Placed guard Todd Day (hyperextended left knee) on the injured list and activated guard Sam Jacobson from the injured list.

### DECEMBER 19

Placed forward Tom Hammonds (bilateral synovitis, ankles) on the injured list and activated forward Reggie Slater from the injured list.

### 2001

### JANUARY 7

Placed guard Sam Jacobson (patella tendinitis, right knee) on the injured list and activated guard Todd Day from the injured list.

### FEBRUARY 27

Waived guard Todd Day.

### FEBRUARY 28

Signed free agent guard Felipe Lopez for the remainder of the season.



## WOLVES TRANSACTIONS

### MARCH 25

Placed guard Anthony Peeler (sprained left ankle) on the injured list and activated guard Sam Jacobson from the injured list.

### APRIL 6

Placed guard Sam Jacobson (patella tendinitis, right knee) on the injured list and activated guard Anthony Peeler from the injured list.

### APRIL 18

Placed forward Kevin Garnett (left calf contusion) on the injured list and activated forward Tom Hammonds from the injured list.

### JUNE 20

Signed head coach Flip Saunders to a multi-year contract extension.

### JUNE 27

Selected Arizona center Loren Woods (second round, 46th overall) in the 2001 NBA Draft.

### JULY 23

Signed rookie free agent guard Maurice Evans to a multi-year contract.

### JULY 27

Signed second-round draft pick center Loren Woods to a one-year contract.

### JULY 30

Signed free agent forward Joe Smith to a multi-year contract.

### AUGUST 2

Re-signed free agent guard Felipe Lopez to a one-year contract.

### AUGUST 7

Re-signed free agent forward Sam Mitchell to a one-year contract.

### AUGUST 31

Named Randy Wittman assistant coach.

### SEPTEMBER 30

Signed free agent guard Steve Hart and free agent forward Bill Curley.

### OCTOBER 2

Signed free agent forward Gary Trent to a one-year contract.

### OCTOBER 4

Exercised the 2002-03 option on the contract of forward Wally Szczerbiak.

### OCTOBER 9

Waived guard Steve Hart.

### OCTOBER 25

Waived forward Bill Curley.

### OCTOBER 25

Placed guard William Avery (patellar tendinitis, right knee), guard Maurice Evans (posterior tibialis tendinitis, left knee) and forward Tom Hammonds (bilateral synovitis, ankles) on the injured list.

### NOVEMBER 19

Announced the retirement of forward Tom Hammonds.

### DECEMBER 12

Placed guard Felipe Lopez (bruised left hip) on the injured list and activated guard William Avery from the injured list.

### DECEMBER 18

Placed guard Terrell Brandon (synovitis, left knee) on the injured list and activated guard Maurice Evans from the injured list.

### DECEMBER 30

Placed guard Maurice Evans (posterior tibialis tendinitis, left knee) on the injured list and activated guard Felipe Lopez from the injured list.

### 2002

### JANUARY 12

Placed forward Gary Trent (sprained left ankle) on the injured list and activated guard Maurice Evans from the injured list.

### JANUARY 19

Placed guard William Avery (patellar tendinitis, right knee) on the injured list and activated guard Terrell Brandon from the injured list.

### FEBRUARY 1

Placed guard Maurice Evans (posterior tibialis tendinitis, left knee) on the injured list and activated forward Gary Trent from the injured list.

### FEBRUARY 13

Placed guard Terrell Brandon (cartilage fracture, left femur) on the injured list and activated guard William Avery from the injured list.

### FEBRUARY 21

Acquired center Marc Jackson from the Golden State Warriors in exchange for center Dean Garrett and Minnesota's second-round pick in the 2007 NBA Draft.

### MARCH 18

Signed free agent guard Robert Pack to a 10-day contract. Placed guard William Avery (patellar tendinitis, right knee) on the injured list.

### MARCH 28

Signed guard Robert Pack for the remainder of the season.

### JUNE 26

Selected Michigan State guard Marcus Taylor (second round, 52nd overall) in the 2002 NBA Draft.

### AUGUST 20

Announced the retirement of forward Sam Mitchell.

### AUGUST 26

Signed free agent guard Troy Hudson to a multi-year contract.

### SEPTEMBER 10

Signed 2000 second-round draft pick guard Igor Rakocevic to a multi-year contract. Re-signed free agent center Rasho Nesterovic to a one-year contract.

### SEPTEMBER 24

Promoted Rob Babcock from director of player personnel to vice president of player personnel.

### SEPTEMBER 25

Re-signed free agent forward Gary Trent to a one-year contract. Signed free agent forward/guard Kendall Gill to a one-year contract.

### OCTOBER 1

Re-signed free agent center Loren Woods to a one-year contract. Signed second-round draft pick guard Marcus Taylor to a contract. Signed free agent guard Randy Livingston and free agent forward Reggie Slater.

### OCTOBER 24

Waived guards Maurice Evans and Marcus Taylor.

### OCTOBER 27

Signed free agent guard Rod Strickland to a one-year contract.

### OCTOBER 28

Placed forward Joe Smith (strained left groin) and guards Terrell Brandon (cartilage fracture, left femur) and Felipe Lopez (torn anterior cruciate and medial collateral ligaments, left knee) on the injured list. Waived guard Randy Livingston.

### OCTOBER 28

Signed guard Wally Szczerbiak to a six-year contract extension.

### NOVEMBER 19

Placed guard Wally Szczerbiak (dislocated fifth metatarsal, left foot) on the injured list and activated forward Joe Smith from the injured list.

### NOVEMBER 19

Suspended center Loren Woods indefinitely for conduct detrimental to the team.

### 2003

### JANUARY 6

Waived forward Reggie Slater and activated guard Wally Szczerbiak.

### JANUARY 8

Reinstated center Loren Woods.

### FEBRUARY 2

Placed guard Rod Strickland (strained left groin) on the injured list. Signed free agent guard Mike Wilks to a 10-day contract.

### FEBRUARY 22

Signed guard Mike Wilks for the remainder of the season.

### MARCH 18

Placed guard Igor Rakocevic (synovitis, right ankle) on the injured list and activated guard Rod Strickland from the injured list.

### MAY 6

Waived guard Igor Rakocevic.

### JUNE 26

Selected Westbury Christian H.S. (Houston) forward Ndudi Ebi with the 26th pick in the first round of the 2003 NBA Draft. The Wolves also selected Minnesota forward Rick Rickert (second round, 55th overall).



## WOLVES TRANSACTIONS

### JUNE 27

Acquired guard Sam Cassell and center Ervin Johnson from the Milwaukee Bucks for forward Joe Smith and guard Anthony Peeler.

### JUNE 30

Made qualifying offer to guard Mike Wilks.

### JULY 5

Signed 2003 first-round draft pick Ndudi Ebi to a multi-year contract.

### JULY 16

Signed free agent center Michael Olowokandi to a multi-year contract.

### JULY 23

Acquired guard/forward Latrell Sprewell from the New York Knicks in a four-team trade. Sent guard Terrell Brandon to the Atlanta Hawks and center Marc Jackson to the Philadelphia 76ers.

### JULY 28

Signed free agent guard Fred Hoiberg and free-agent center Mark Madsen to contracts.

### AUGUST 13

Named Sidney Lowe assistant coach.

### AUGUST 22

Signed free agent guard Kirk Penney to a contract.

### SEPTEMBER 2

Rescinded qualifying offer to guard Mike Wilks.

### SEPTEMBER 3

Made qualifying offer to forward Rick Rickert.

### SEPTEMBER 26

Agreed to terms with free agent center Jason Collier, free agent forward/center Brandon Kurtz, free agent forward Quincy Lewis and free agent guard Keith McLeod.

### SEPTEMBER 30

Re-signed free agent forward Gary Trent to a one-year contract.

### OCTOBER 1

Signed forward Kevin Garnett to a multi-year contract extension.

### OCTOBER 7

Signed free agent forward Reggie Slater to a contract.

### OCTOBER 21

Waived forward/center Brandon Kurtz and guard Keith McLeod.

### OCTOBER 23

Waived center Jason Collier, guard Kirk Penney, and forward Reggie Slater.

### OCTOBER 25

Re-signed guard Keith McLeod to a one-year contract.

### OCTOBER 27

Placed guard Troy Hudson (sprained right ankle) on the injured list.

### OCTOBER 29

Placed forward Wally Szczerbiak (strained plantar fascia, left foot) on the injured list. Signed free agent guard Trenton Hassell to a one-year contract.

### DECEMBER 13

Placed center Michael Olowokandi (right knee surgery) on the injured list. Signed free agent center Oliver Miller to a one-year contract.

### DECEMBER 20

Waived forward Quincy Lewis. Activated guard Troy Hudson from the injured list.

## 2004

### JANUARY 7

Waived guard Keith McLeod. Signed free agent guard Anthony Goldwire to a 10-day contract.

### JANUARY 17

Signed guard Anthony Goldwire to a second 10-day contract.

### JANUARY 26

Waived guard Anthony Goldwire.

### JANUARY 30

Signed free agent guard Darrick Martin to a 10-day contract.

### FEBRUARY 10

Signed guard Darrick Martin to a second 10-day contract.

### FEBRUARY 19

Placed forward Ndudi Ebi (patellar tendinitis, right knee) on the injured list and activated guard Wally Szczerbiak from the injured list.

### FEBRUARY 20

Activated center Michael Olowokandi from the injured list.

### MARCH 31

Placed guard Troy Hudson (sprained left ankle) on the injured list and signed guard Darrick Martin for the remainder of the season.

### JUNE 24

Selected Gonzaga guard Blake Stepp (second round, 58th overall) in the 2004 NBA Draft.

### JULY 9

Named Jim Stack general manager.

### JULY 23

Re-signed free agent guard Fred Hoiberg to a multi-year contract.

### AUGUST 4

Matched Portland Trail Blazers contract offer to free agent guard/forward Trenton Hassell.

### AUGUST 9

Re-signed free agent guard Troy Hudson to a multi-year contract.

### OCTOBER 4

Signed free agent guards Anthony Carter and Anthony Goldwire and free agent forwards Jackie Butler, Kasib Powell and John Thomas to contracts.

### OCTOBER 4

Signed 2003 second-round draft pick Rick Rickert and 2004 second-round draft pick Blake Stepp to contracts.

### OCTOBER 5

Signed free agent forward Eddie Griffin to a contract.

### OCTOBER 25

Waived guard Blake Stepp and forwards Jackie Butler and Rick Rickert.

### OCTOBER 28

Waived guard Anthony Carter and forward Kasib Powell.

### NOVEMBER 1

Waived forward John Thomas and placed forward Ndudi Ebi (patellar tendinitis, left knee) on the injured list.

### NOVEMBER 25

Suspended center Michael Olowokandi.

### NOVEMBER 27

Reinstated center Michael Olowokandi.

## 2005

### JANUARY 10

Placed forward Mark Madsen (fractured left thumb) on the injured list and signed free agent forward John Thomas to a 10-day contract.

### JANUARY 15

NBA Suspended center Michael Olowokandi for four games after an incident in the Jan. 14 game at Denver.

### JANUARY 20

Signed John Thomas to a second 10-day contract.

### JANUARY 29

Signed John Thomas for the remainder of the season.

### FEBRUARY 12

Relieved head coach Flip Saunders of his duties and named Kevin McHale interim head coach.

### FEBRUARY 25

Placed forward Eddie Griffin (fractured second metacarpal, left hand) on the injured list and activated forward Mark Madsen from the injured list.

### MARCH 14

Placed center Ervin Johnson (patellar tendinitis, right knee) on the injured list and activated forward Eddie Griffin from the injured list.

### MARCH 25

Placed forward Mark Madsen (ruptured ligament, right wrist) on the injured list and activated center Ervin Johnson from the injured list.



## WOLVES TRANSACTIONS

### APRIL 18

Placed guard Troy Hudson (sore right groin) on the injured list and activated forward Ndudi Ebi from the injured list.

### JUNE 17

Named Dwane Casey head coach.

### JUNE 28

Selected North Carolina guard Rashad McCants (first round, 14th overall) and Indiana guard Bracey Wright (second round, 47th overall) in the 2005 NBA Draft.

### JULY 1

Signed general manager Jim Stack to a contract extension.

### JULY 8

Signed 2005 first-round draft pick Rashad McCants to a multi-year contract.

### JULY 23

Named Johnny Davis assistant coach.

### AUGUST 9

Re-signed free agent forward Mark Madsen to a multi-year contract and signed free agent forward Nikoloz Tskitishvili to a contract.

### AUGUST 12

Acquired guards Lionel Chalmers and Marko Jaric from the Los Angeles Clippers for guard Sam Cassell and a 2006 conditional NBA first-round draft pick.

### AUGUST 15

Waived guard Fred Hoiberg.

### AUGUST 18

Signed Seattle SuperSonics restricted free agent guard/forward Damien Wilkins to an offer sheet.

### AUGUST 22

Re-signed free agent forward Eddie Griffin to a multi-year contract.

### AUGUST 24

Seattle SuperSonics matched Timberwolves contract offer to restricted free agent guard/forward Damien Wilkins.

### AUGUST 26

Signed free agent forward/center Dwayne Jones.

### SEPTEMBER 9

Re-signed free agent guard Anthony Carter.

### SEPTEMBER 12

Signed 2005 second-round draft pick Bracey Wright to a contract.

### SEPTEMBER 15

Named Bob Thornton, Rex Kalamian, Vince Taylor and Aleksandar Dzikić assistant coaches. Promoted Brent Haskins to assistant coach/NBA advance scout.

### SEPTEMBER 26

Signed free agent guard Richie Frahm.

### OCTOBER 3

Signed forward Ryan Humphrey and guards John Lucas and Marlon Parmer.

### OCTOBER 13

Waived guard Marlon Parmer.

### OCTOBER 19

Promoted Zarko Durisic to director of player personnel. Named Pete Philo international scout.

### OCTOBER 27

Waived guard Lionel Chalmers, forward Ryan Humphrey and guard John Lucas.

### OCTOBER 31

Acquired forward Ronald Dupree from Detroit for a future second-round draft choice. Waived forward Ndudi Ebi.

### NOVEMBER 3

Assigned center Dwayne Jones and guard Bracey Wright to the Florida Flame (D-League).

### DECEMBER 28

Recalled center Dwayne Jones from Florida (D-League).

## 2006

### JANUARY 3

Re-assigned center Dwayne Jones to the Florida Flame (D-League).

### JANUARY 10

Recalled guard Bracey Wright from Florida (D-League).

### JANUARY 26

Acquired a second-round selection in the 2006 NBA Draft from Phoenix in exchange for forward Nikoloz Tskitishvili. Also acquired guards Ricky Davis and Marcus Banks, center Mark Blount, forward Justin Reed and two conditional second-round draft picks (2006 and 2008) from Boston in exchange for forward Wally Szczerbiak, centers Michael Olowokandi and Dwayne Jones and a future first-round draft choice.

### JANUARY 31

Re-assigned guard Bracey Wright to Florida Flame (D-League).

### MARCH 16

Waived guard Richie Frahm.

### APRIL 10

Recalled guard Bracey Wright from the Florida Flame (D-League).

### APRIL 17

Fred Hoiberg announced his retirement from the NBA.

### MAY 22

Named Randy Wittman assistant coach.

### JUNE 28

Selected Washington guard Brandon Roy (first round, 6th overall) then traded his rights to the Portland Trail Blazers for the draft rights to Randy Foye (first round, 7th overall) and cash considerations. Also selected Boston College forward Craig Smith (second round, 36th overall), Washington guard Bobby Jones (second round, 37th overall) and Greek center Loukas Mavrokefalidis (second round, 57th overall). Traded draft rights to Bobby Jones to the Philadelphia 76ers for a future second-round draft pick and cash considerations.

### JUNE 28

Exercised contract option on guard Bracey Wright. Made qualifying offer to free agent forward Justin Reed.

### JULY 5

Signed 2006 first-round draft pick Randy Foye to a multi-year contract.

### JULY 13

Signed free agent guard Mike James to a multi-year contract.

### AUGUST 2

Re-signed free agent forward Justin Reed to a multi-year contract.

### AUGUST 31

Signed 2006 second-round draft pick Craig Smith to a multi-year contract.

### SEPTEMBER 14

Named Fred Hoiberg and Rob Babcock assistant general managers. Named Bob Ociepka assistant coach and Dave Vitel strength and conditioning coach.

### OCTOBER 2

Signed free agent guard Tyrone Ellis and free agent forwards Vin Baker and Paul Shirley.

### OCTOBER 22

Waived guard Tyrone Ellis and forward Paul Shirley.

### OCTOBER 24

Exercised the 2007-08 contract option on guard Rashad McCants.

### NOVEMBER 13

Waived forward Vin Baker.

## 2007

### JANUARY 23

Relieved Dwane Casey of his head coaching duties; promoted assistant coach Randy Wittman to head coach for the remainder of the season.

### MARCH 13

Waived forward Eddie Griffin.

### MAY 23

Reached multi-year contract agreement with head coach Randy Wittman.

### JUNE 8

Named Jerry Sichting assistant coach.





## WOLVES TRANSACTIONS

### JUNE 14

Acquired forward Juwan Howard from Houston in exchange for guard Mike James and forward Justin Reed.

### JUNE 19

Named John-Blair Bickerstaff assistant coach.

### JUNE 28

Selected Florida forward Corey Brewer (first round, 7th overall) and Florida forward Chris Richard (second round, 41st overall) in the 2007 NBA Draft.

### JULY 10

Signed 2007 first-round draft pick Corey Brewer to a multi-year contract.

### JULY 31

Acquired forwards Al Jefferson, Ryan Gomes and Gerald Green, guard Sebastian Telfair, center Theo Ratliff and two first-round draft picks in exchange for forward Kevin Garnett.

### AUGUST 3

Request waivers on guard Troy Hudson after reaching a contractual buyout agreement.

### SEPTEMBER 21

Named Ed Pinckney assistant coach.

### SEPTEMBER 26

Signed free agent center John Edwards to a one-year contract.

### SEPTEMBER 28

Acquired guard Greg Buckner from Dallas in exchange for forward Trenton Hassell.

### SEPTEMBER 29

Signed rookie forward Chris Richard to a one-year contract.

### OCTOBER 24

Acquired forwards Antoine Walker and Wayne Simien, center Michael Doleac, a future first-round draft pick and cash considerations from Miami in exchange for guard Ricky Davis and center Mark Blount.

### OCTOBER 25

Waived center John Edwards.

### OCTOBER 29

Acquired guard Beno Udrih and cash considerations from San Antonio in exchange for a conditional second-round pick in the 2008 Draft. Waived guard Beno Udrih and forwards Juwan Howard and Wayne Simien.

### OCTOBER 31

Exercised the 2008-09 contract options on guards Randy Foye and Rashad McCants. Signed forward Al Jefferson to a five-year contract extension.

### 2008

### JANUARY 28

Assigned forward Chris Richard to the Sioux Falls Skyforce (D-League).

### FEBRUARY 18

Recalled forward Chris Richard from Sioux Falls (D-League).

### FEBRUARY 21

Acquired guard Kirk Snyder, a second-round draft pick in the 2010 NBA Draft and cash considerations from Houston in exchange for forward Gerald Green.

### FEBRUARY 29

Waived center Theo Ratliff.

### JUNE 26

Selected USC guard O.J. Mayo (first round, 3rd overall) in the 2008 NBA Draft and subsequently traded his draft rights, along with guard Greg Buckner, guard Marko Jaric and forward Antoine Walker to the Memphis Grizzlies in exchange for the draft rights to forward/center Kevin Love (first round, 5th overall), forward Brian Cardinal, center Jason Collins and guard/forward Mike Miller. Also selected center Nikola Pekovic from Montenegro (second round, 31st overall) and Kansas guard Mario Chalmers (second round, 34th overall). Traded draft rights to Mario Chalmers to the Miami Heat for two future second-round draft picks and cash considerations.

### JULY 9

Acquired forward Rodney Carney, center Calvin Booth, a future first-round draft pick and cash considerations from Philadelphia in exchange for a conditional second-round pick in the 2009 NBA Draft.

### JULY 11

Signed 2008 first-round draft pick Kevin Love to a multi-year contract.

### JULY 17

Re-signed restricted free-agent forward Craig Smith to a multi-year contract.

### JULY 23

Re-signed free-agent guard Sebastian Telfair to a multi-year contract.

### JULY 29

Re-signed restricted free-agent forward Ryan Gomes to a multi-year contract.

### JULY 31

Named Dean Cooper assistant coach.

### SEPTEMBER 30

Re-signed center Chris Richard to a one-year contract. Signed free-agent guard Blake Ahearn and free-agent center Rafael Araujo.

### OCTOBER 1

Signed free-agent guard Kevin Ollie.

### OCTOBER 9

Signed free-agent center David Harrison.

### OCTOBER 12

Waived center Rafael Araujo.

### OCTOBER 23

Waived guard Blake Ahearn, center David Harrison and forward Chris Richard.

### OCTOBER 29

Exercised the 2009-10 contract options on forward Corey Brewer and guard Randy Foye.

### DECEMBER 8

Relieved Randy Wittman of his head coaching duties; reassigned Kevin McHale from vice president of basketball operations to head coach.

### 2009

### FEBRUARY 19

Acquired guard Bobby Brown and forward Shelden Williams from Sacramento in exchange for center Calvin Booth and guard Rashad McCants.

### MAY 22

Named David Kahn president of basketball operations.

### JUNE 17

Relieved Kevin McHale of his head coaching duties.

### JUNE 24

Acquired the No. 5 pick in the 2009 NBA Draft, forwards Oleksiy Pecherov and Darius Songaila, and center Etan Thomas from Washington in exchange for guards Randy Foye and Mike Miller.

### JUNE 25

Selected Spanish guard Ricky Rubio (first round, 5th overall), Syracuse guard Jonny Flynn (first round, sixth overall), North Carolina guards Ty Lawson (first round, 18th overall) and Wayne Ellington (first round, 28th overall), Florida guard Nick Calathes (second round, 45th overall) and Dutch forward Henk Norel (second round, 47th overall) in the 2009 NBA Draft. Traded the draft rights to Ty Lawson to Denver in exchange for a future first-round draft pick. Also traded the draft rights to Nick Calathes to Dallas in exchange for a future second-round draft pick.

### JUNE 30

Announced that guard Bobby Brown exercised the player option on his contract to remain with the team.

### JULY 10

Signed 2009 first-round draft picks Jonny Flynn and Wayne Ellington to multi-year contracts.

### JULY 20

Acquired guard/forward Quentin Richardson from the L.A. Clippers in exchange for forward Mark Madsen, forward Craig Smith and guard Sebastian Telfair.

### JULY 27

Acquired guard Chucky Atkins and guard/forward Damien Wilkins from Oklahoma City in exchange for center Etan Thomas and two future second-round draft picks.

### AUGUST 3

Signed Dallas Mavericks restricted free-agent center Ryan Hollins to an offer sheet.

### AUGUST 10

Named Kurt Rambis head coach. Signed restricted free-agent center Ryan Hollins to a multi-year contract.

### AUGUST 13

Acquired center Mark Blount from Miami in exchange for guard/forward Quentin Richardson.



## WOLVES TRANSACTIONS

### SEPTEMBER 3

Named Dave Wohl, Reggie Theus and Bill Laimbeer assistant coaches.

### SEPTEMBER 4

Signed Milwaukee Bucks restricted free-agent guard Ramon Sessions to an offer sheet.

### SEPTEMBER 9

Acquired guard Antonio Daniels and a future second-round draft pick from New Orleans in exchange for guard Bobby Brown and forward Darius Songaila.

### SEPTEMBER 11

Signed restricted free-agent guard Ramon Sessions to a multi-year contract.

### SEPTEMBER 17

Signed free-agent guard/forward Sasha Pavlovic.

### SEPTEMBER 17

Waived guard Chucky Atkins.

### SEPTEMBER 26

Announced a restructuring of the basketball operations department. Named Fred Hoiberg vice president of basketball operations, Jerry Sichting director of pro player personnel, Rob Babcock director of scouting/administration, Zarko Durisic director of college and European player personnel and Amy Peterson director of team operations. Additionally, named Milton Barnes, Dean Cooper, Pete Philo, Derek Pierce, J.T. Prada and Jim Stack regional scouts.

### SEPTEMBER 28

Signed free-agents Alonzo Gee, Devin Green, Jason Hart, Jack McClinton, Jared Reiner and Mustafa Shakur.

### OCTOBER 6

Waived guards Alonzo Gee and Jack McClinton.

### OCTOBER 19

Waived guards Devin Green and Mustafa Shakur.

### OCTOBER 20

Acquired forward Nathan Jawai from Dallas in return for a conditional 2nd-round choice in the 2012 NBA Draft.

### OCTOBER 21

Waived center Jared Reiner.

### OCTOBER 23

Waived guard Antonio Daniels.

### NOVEMBER 2

Exercised the 2010-11 contract options on forwards Corey Brewer and Kevin Love.

### DECEMBER 29

Acquired forward Alando Tucker, a conditional 2nd-round choice in the 2010 NBA Draft and cash considerations from Phoenix in exchange for guard Jason Hart.

## 2010

### FEBRUARY 17

Acquired center Darko Milicic and cash considerations from New York in exchange for forward Brian Cardinal.

### FEBRUARY 19

Assigned forward Nathan Jawai to Sioux Falls (D-League).

### FEBRUARY 21

Recalled forward Nathan Jawai from Sioux Falls (D-League).

### MARCH 1

Waived center Mark Blount.

### MARCH 22

Waived forward Alando Tucker.

### MARCH 23

Signed free-agent forward Brian Cardinal.

### APRIL 13

Signed free-agent center Greg Stiemsma.

### MAY 17

Named Tony Ronzone Assistant General Manager/Player Personnel.

### JUNE 24

Selected Syracuse forward Wesley Johnson (first round, 4th overall), Nevada forward Luke Babbitt (first round, 16th overall), Clemson forward Trevor Booker (1st round, 23rd overall), Brazilian center Paulao Prestes (2nd round, 45th overall) and Rutgers center Hamady N'diaye (second round, 56th overall) in the 2010 NBA Draft. Subsequently acquired guard/forward Martell Webster from Portland in exchange for forward Ryan Gomes and the draft rights to Luke Babbitt. Also acquired the draft rights to Marquette forward Lazar Hayward (first round, 30th overall) and Serbian forward Nemanja Bjelica (2nd round, 35th overall) from the Washington Wizards in exchange for the draft rights to Trevor Booker and Hamady N'diaye.

### JULY 12

Acquired forward Michael Beasley from Miami in exchange for second-round picks in the 2011 and 2014 NBA Drafts and cash considerations. Signed 2010 first-round draft picks Wesley Johnson and Lazar Hayward to multi-year contracts. Signed free-agent center Darko Milicic to a multi-year contract.

### JULY 13

Acquired two future first-round draft picks, one belonging to Utah and one belonging to Memphis, and center Kosta Koufos from the Utah Jazz in exchange for forward Al Jefferson.

### JULY 21

Signed free-agent guard Luke Ridnour to a multi-year contract.

JULY 26 Acquired guards Sebastian Telfair and Delonte West from Cleveland in exchange for center Ryan Hollins, guard Ramon Sessions and a future second-round draft pick.

### JULY 28

Signed 2008 second-round draft pick Nikola Pekovic to a multi-year contract.

### AUGUST 3

Waived guard Delonte West.

### AUGUST 9

Signed free-agent forward Anthony Tolliver.

### AUGUST 17

Waived center Greg Stiemsma.

### SEPTEMBER 24

Signed free-agents forward Maurice Ager, Jason Hart, DerMarr Johnson and John Thomas.

### SEPTEMBER 30

Waived forward DerMarr Johnson.

### OCTOBER 20

Waived guard Jason Hart and center John Thomas.

### NOVEMBER 1

Exercised the 2011-12 contract options on forwards Michael Beasley and Kevin Love, center Kosta Koufos and guards Jonny Flynn and Wayne Ellington.

### NOVEMBER 11

Waived guard Maurice Ager.

### NOVEMBER 12

Signed free-agent guard Sundiata Gaines.

## 2011

### JANUARY 4

Waived guard Sundiata Gaines.

### FEBRUARY 22

Acquired forward Anthony Randolph, center Eddy Curry, cash considerations and a future second-round pick in a three-team trade that sent guard Corey Brewer to New York and center Kosta Koufos to Denver.

### MARCH 1

Waived center Eddy Curry.

### JUNE 17

Signed 2009 first-round draft pick Ricky Rubio to a multi-year contract.

### JUNE 24

Selected Arizona forward Derrick Williams (first round, 2nd overall) and Lithuanian forward Donatas Motiejunas (first round, 20th overall) in the 2011 NBA Draft.

### JUNE 25

Acquired Brad Miller, the draft rights to Nikola Mirotic (first round, 23rd overall) and Chandler Parsons (second round, 38th overall pick), and a future first-round pick from the Houston Rockets in exchange for Jonny Flynn, the draft rights to Donatas Motiejunas and a future second-round pick.

### JUNE 25

Acquired the draft rights to Norris Cole (first round, 28th overall) and Malcolm Lee (second round, 43rd overall), and cash considerations from the Chicago Bulls in exchange for the draft rights to Nikola Mirotic.

### JUNE 25

Acquired the draft rights to Bojan Bogdanovic (second round, 31st overall), a future second-round pick and cash considerations from the Miami Heat in exchange for the draft rights to Norris Cole.



## WOLVES TRANSACTIONS

### JUNE 25

Acquired a future second-round pick and cash considerations from the New Jersey Nets in exchange for the draft rights to Bojan Bogdanovic.

### JUNE 25

Received cash considerations from the Houston Rockets in exchange for the draft rights to Chandler Parsons.

### JUNE 27

Acquired the draft rights to Tanguy Ngombo (second round, 57th overall) from the Portland Trail Blazers in exchange for a future second-round pick.

### JUNE 29

Exercised the 2012-13 contract options on guard Wayne Ellington and forwards Lazar Hayward and Wes Johnson.

### JULY 12

Relieved Kurt Rambis of his head coaching duties.

### SEPTEMBER 28

Rick Adelman named head coach.

### DECEMBER 7

Announced the competition of Rick Adelman's coaching staff: Named Terry Porter, Jack Sikma, T.R. Dunn and Bill Bayno assistant coaches; David Adelman and Shawn Respert player development coaches; R.J. Adelman director of player personnel/game preparation; Pat Zipfel advance scout.

### DECEMBER 9

Wolves sign Dominique Johnson, Will Conroy, Devean George and Shaun Pruitt to training camp contracts.

### DECEMBER 12

Signed No. 2 overall draft pick Derrick Williams

### DECEMBER 13

Traded forward Lazar Hayward to the Oklahoma City Thunder in exchange for a 2012 second-round pick, a conditional second round selection and guard Robert Vaden, who was immediately waived; Waived Dominique Johnson and Shaun Pruitt.

### DECEMBER 14

Signed free-agent guard Jose Juan Barea; Waived Will Conroy and Devean George.

### DECEMBER 15

Signed Malcolm Lee and Bonzi Wells.

### DECEMBER 23

Waived Bonzie Wells.

## 2012

### FEBRUARY 6

Assigned rookie guard Malcolm Lee to Sioux Falls of the NBA Developmental League.

### FEBRUARY 14

Recalled rookie guard Malcolm Lee from the Sioux Falls Skyforce.

### FEBRUARY 29

Re-assigned rookie guard Malcolm Lee to Sioux Falls of the NBA Developmental League.

### MARCH 9

Recalled rookie guard Malcolm Lee from the Sioux Falls Skyforce.

### JUNE 26

Acquired guard/forward Chase Budinger and the draft rights to Lior Eliyahu from the Houston Rockets in exchange for the 18th overall pick in the 2012 NBA Draft.

### JUNE 28

Selected Robbie Hummel (Purdue) with the 58th pick (2nd round) of the 2012 NBA Draft.

### JUNE 30

Did not extend qualifying offers to Michael Beasley and Anthony Randolph, thus making both players free agents.

### JULY 12

Waived center Darko Milicic, designating him as the team's amnesty player.

### JULY 13

Waived guard Martell Webster.

### JULY 13

Traded forward/center Brad Miller, along with two second round picks, to New Orleans in exchange for a conditional second round selection.

### JULY 15

Signed restricted free-agent forward Nicolas Batum to an offer sheet.

### JULY 18

Portland matched Minnesota's offer sheet it had extended to forward Nicolas Batum.

### JULY 24

Traded guard Wayne Ellington to Memphis in exchange for forward Dante Cunningham.

### JULY 25

Signed free-agent guard Alexey Shved.

### JULY 27

Traded forward Wes Johnson, along with a future first-round pick, to Phoenix in a three-team trade that also involved the New Orleans Hornets. The Wolves acquired two second-round draft picks from New Orleans and a second round pick from Phoenix. Also in the trade, Phoenix sent center Robin Lopez and forward Hakim Warrick to New Orleans and the Hornets sent guard Jerome Dyson and forward/center Brad Miller to the Suns.

### JULY 27

Signed free-agent forward Andrei Kirilenko.

### JULY 31

Signed free-agent guard Brandon Roy.

### AUGUST 2

Signed free-agent center Greg Stiemsma.

### SEPTEMBER 28

Signed free-agents Will Conroy, Mike Harris, Phil Jones, Chris Johnson, Seth Tarver and Jermaine Taylor.

### OCTOBER 13

Waived Phil Jones and Seth Tarver.

### OCTOBER 19

Waived Jermaine Taylor.

### OCTOBER 27

Waived Mike Harris and Chris Johnson.

### OCTOBER 19

Picked up the third-year options on Ricky Rubio and Derrick Williams.

### NOVEMBER 16

Signed Josh Howard.

### DECEMBER 20

Waived Josh Howard.

### DECEMBER 31

Signed Lazar Hayward.

## 2013

### JANUARY 6

Waived Lazar Hayward.

### JANUARY 8

Signed Lazar Hayward to a 10-day contract.

### JANUARY 19

Signed Chris Johnson and Mickael Gelabale to 10-day contracts.

### JANUARY 29

Re-signed Chris Johnson and Mickael Gelabale to 10-day contracts.

### FEBRUARY 8

Waived Lou Amundson and re-signed Chris Johnson and Mickael Gelabale for the remainder of the 2013-14 season.

### MAY 2

Declined team option on David Kahn for 2013-14 season.

### MAY 3

Named Phil "Flip" Saunders as President of Basketball Operations and a minority owner.

### MAY 10

Waived Brandon Roy.



## WOLVES TRANSACTIONS

### JUNE 27

Selected Michigan guard Trey Burke (first round, 9th overall), Florida forward Anthony Roberson (first round, 26th overall), North Carolina State guard Lorenzo Brown (2nd round, 52nd overall) and Montenegrin forward Bojan Dubljevici (2nd round, 59th overall) in the 2013 NBA Draft. Subsequently acquired the draft rights to Shabazz Muhammad (14th overall) and Gorgui Dieng (21st overall) from the Utah Jazz in exchange for the draft rights to Trey Burke (9th overall). Traded the draft rights to Anthony Roberson (26th overall) along with Malcolm Lee to Golden State in exchange for a 2014 second-round pick and cash considerations.

### JUNE 27

Extended a qualifying offer to Nikola Pekovic.

### JUNE 28

Exercised the one-year team option on Dante Cunningham's contract for the 2013-14 season.

### JULY 7

Waived Greg Stiemsma and Mickael Gelabale.

### JULY 11

In a three-team trade, acquired Kevin Martin (sign-and-trade) and cash considerations from Oklahoma City, sending Luke Ridnour and a 2014 second-round pick to Milwaukee.

### JULY 12

Re-signed free agent Chase Budinger.

### JULY 12

Signed free agent Corey Brewer.

### JULY 13

Signed Shabazz Muhammad and Gorgui Dieng.

### JULY 18

Signed free agent Ronny Turiaf.

### AUGUST 14

Reached an agreement in principle on a new contract with Nikola Pekovic.

### SEPTEMBER 26

Signed Lorenzo Brown, Robbie Hummel and Othyus Jeffers.

### OCTOBER 1

Signed free agent A.J. Price.

### OCTOBER 25

Waived guards Lorenzo Brown and Othyus Jeffers.

### OCTOBER 26

Exercised fourth-year options on guard Ricky Rubio and forward Derrick Williams.

### OCTOBER 26

Waived center Chris Johnson.

### 2014

#### JANUARY 5

Assigned forward Shabazz Muhammad to Iowa Energy of the NBA Development League.

#### JANUARY 13

Recalled forward Shabazz Muhammad from Iowa (D-League).

#### APRIL 3

Waived guard A.J. Price.

#### APRIL 8

Signed guard Othyus Jeffers.

#### APRIL 21

Head coach Rick Adelman announces his retirement from coaching.

#### JUNE 6

Named Flip Saunders new head coach.

#### JUNE 13

Named Sid Lowe an assistant coach.

#### JUNE 17

Named Sam Mitchell an assistant coach.

#### JUNE 26

Selected UCLA guard Zach LaVine (first round, 13th overall), Michigan guard/forward Glenn Robinson III (second round, 40th overall), Oklahoma State guard Markel Brown (second round, 44th overall) and Italian forward Alessandro Gentile (second round, 53rd overall) in the 2014 NBA Draft. Subsequently traded Brown and Gentile to the Brooklyn Nets and Houston Rockets respectively for cash considerations.

#### JUNE 30

Did not extend qualifying offers to Robbie Hummel and Othyus Jeffers, allowing both players to become unrestricted free agents on July 1.

#### JULY 1

Named Ryan Saunders an assistant coach.

#### JULY 8

Signed Zach LaVine.

#### JULY 22

Signed free agent Robbie Hummel.

#### JULY 30

Signed free agent Mo Williams.

#### AUGUST 23

Traded forward Kevin Love to Cleveland and guard Alexey Shved and Luc Richard Mbah a Moute to Philadelphia in a three-team trade. The Wolves acquired Andrew Wiggins, Anthony Bennett and Thaddeus Young. Cleveland received Love, while Philadelphia received Shved, Mbah a Moute and Miami's 2015 first-round pick.

### SEPTEMBER 17

Signed Glenn Robinson III.

### SEPTEMBER 18

Signed free agents Kyrylo Fesenko and Brady Heslip.

### OCTOBER 19

Exercised the 2015-16 contract options on Gorgui Dieng, Anthony Bennett and Shabazz Muhammad.

### OCTOBER 20

Waived Kyrylo Fesenko.

### OCTOBER 25

Waived Brady Heslip.

### OCTOBER 27

Waived J.J. Barea

### OCTOBER 31

Signed Ricky Rubio to a contract extension.

### NOVEMBER 29

Signed free agent Jeff Adrien with a hardship exception.

### DECEMBER 19

Acquired Troy Daniels, two second-round draft picks and cash considerations from Houston in a three-team trade that saw the Wolves send Corey Brewer to the Rockets and Ronny Turiaf to Philadelphia. The 76ers dealt Alexey Shved to Houston in exchange for a second-round pick in the 2015 NBA Draft and the rights to center Serhiy Lishchuk.

### 2015

#### JANUARY 7

Waived Jeff Adrien.

#### JANUARY 8

Signed free agent Miroslav Raduljica to a 10-day contract.

#### JANUARY 19

Signed Miroslav Raduljica to a second 10-day contract.

#### JANUARY 28

Waived Miroslav Raduljica. Signed free agent Lorenzo Brown to a 10-day contract.

#### FEBRUARY 6

Signed Lorenzo Brown to a second 10-day contract.

#### FEBRUARY 10

Acquired Gary Neal and a second-round pick in the 2019 NBA Draft from Charlotte in exchange for Mo Williams, Troy Daniels and cash considerations.

#### FEBRUARY 10

Acquired Adreian Payne from Atlanta in exchange for a conditional first-round choice in the 2017 NBA Draft.





## WOLVES TRANSACTIONS

### FEBRUARY 19

Acquired Kevin Garnett from Brooklyn for Thaddeus Young.

### FEBRUARY 19

Signed Lorenzo Brown for the remainder of the season.

### MARCH 5

Waived Glenn Robinson III. Claimed Justin Hamilton on waivers from New Orleans.

### MARCH 19

Signed free agent Sean Kilpatrick to a 10-day contract with a hardship exception granted by the NBA.

### APRIL 7

Signed free agent Arinze Onuaku to a 10-day contract with a hardship exception granted by the NBA.

### JUNE 25

Selected Kentucky forward/center Karl-Anthony Towns (first round, 1st overall), Turkey forward Cedi Osman (2nd round, 31st overall) and Syracuse forward Rakeem Christmas (2nd round, 36th overall) in the 2015 NBA Draft. Subsequently acquired the draft rights to Tyus Jones (1st round, 24th overall) in exchange for the rights to Cedi Osman and Rakeem Christmas.

### JULY 7

Signed Karl-Anthony Towns and Tyus Jones.

### JULY 9

Re-signed Kevin Garnett.

### JULY 12

Traded forward Chase Budinger to Indiana in exchange for forward Damjan Rudez.

### JULY 14

Signed Nemanja Bjelica.

### AUGUST 3

Signed Andre Miller.

### AUGUST 20

Signed Tayshaun Prince.

### SEPTEMBER 11

Named Sam Mitchell interim head coach.

### SEPTEMBER 14

Hired Arnie Kander as Vice President of Sports Performance.

### SEPTEMBER 18

Signed guard Nick Wiggins and center Kleon Penn.

### SEPTEMBER 23

Waived forward Anthony Bennett.

### OCTOBER 21

Exercised third-year options on Zach LaVine, Adreian Payne and Andrew Wiggins; and fourth-year options on Gorgui Dieng and Shabazz Muhammad.

### OCTOBER 24

Waived guard Lorenzo Brown, center Kleon Penn and guard Nick Wiggins.

### DECEMBER 5

Assigned guard Tyus Jones to Idaho (D-League).

### DECEMBER 22

Recalled guard Tyus Jones from Idaho (D-League).

### 2016

### JANUARY 25

Assigned forward Adreian Payne to Erie (D-League).

### FEBRUARY 1

Recalled forward Adreian Payne from Erie (D-League).

### FEBRUARY 25

Waived guard Andre Miller.

### MARCH 1

Waived guard Kevin Martin.

### MARCH 2

Signed free-agent forward Greg Smith to a 10-day contract.

### MARCH 12

Signed forward Greg Smith to a second 10-day contract.

### MARCH 23

Signed forward Greg Smith for the rest of the season.

### JUNE 23

Selected Providence guard Kris Dunn (first round, 5th overall) in the 2016 NBA Draft.

### JUNE 30

Waived forward Greg Smith.

### JULY 7

Signed 2016 first-round draft pick Kris Dunn.

### JULY 8

Signed free agent guard/forward Brandon Rush.

### JULY 13

Signed free agent center Cole Aldrich.

### JULY 20

Signed free agent forward/center Jordan Hill.

### SEPTEMBER 23

Forward Kevin Garnett announced his retirement.

### SEPTEMBER 26

Signed free agents Rasual Butler, John Lucas III and Toure' Murry.

### OCTOBER 22

Waived forward Rasual Butler and guard Toure' Murry.

### OCTOBER 23

Exercised the 2017-18 contract options on guards Tyus Jones and Zach LaVine, center Karl-Anthony Towns and forward Andrew Wiggins.

### OCTOBER 31

Signed forward Gorgui Dieng to a multi-year contract extension.

### 2017

### JANUARY 7

Waived guard John Lucas III.

### FEBRUARY 8

Signed free-agent guard Lance Stephenson to a 10-day contract.

### MARCH 8

Re-signed guard Lance Stephenson to a second 10-day contract.

### MARCH 20

Signed free agent forward Omri Casspi for the remainder of theseason.

### JUNE 22

Selected Arizona forward Lauri Markkanen (first round, seventh overall) in the 2017 NBA Draft. Subsequently traded Markkanen to the Chicago Bulls, along with guards Zach LaVine and Kris Dunn, in exchange for forward Jimmy Butler and the draft rights to the 16th overall pick (Justin Patton).

### JUNE 26

Waived forward/center Jordan Hill.

### JUNE 30

Acquired a 2018 first-round draft pick from Utah in exchange for guard Ricky Rubio.

### JULY 4

Signed 2017 first-round draft pick Justin Patton.

### JULY 10

Signed free agent guard Jeff Teague.

### JULY 10

Signed free agent forward Taj Gibson.

### JULY 19

Signed free agent guard Jamal Crawford.

### AUGUST 1

Signed free agent forward Anthony Brown to two-way contract.

### AUGUST 11

Signed free agent guard Marcus Georges-Hunt.

### SEPTEMBER 15

Signed free agent forward Shabazz Muhammad.

### SEPTEMBER 18

Signed free agent forward Amile Jefferson and guard Melo Trimble.

### SEPTEMBER 21

Signed free agent guard Aaron Brooks.



## WOLVES TRANSACTIONS

### OCTOBER 11

Signed forward Andrew Wiggins to a contact extension.

### OCTOBER 13

Signed free agent forward Shawne Williams.

### OCTOBER 14

Waived forward Amile Jefferson, guard Melo Trimble and forward Shawne Williams.

### OCTOBER 15

Exercised the 2018-19 contract options on guard Tyus Jones and center Karl-Anthony Towns.

### NOVEMBER 9

Assigned guard Marcus Georges-Hunt to Iowa (G League).

### NOVEMBER 11

Recalled guard Marcus Georges-Hunt from Iowa (G League).

### DECEMBER 3

Assigned center Justin Patton to Iowa (G League).

### DECEMBER 24

Recalled center Justin Patton from Iowa (G League).

### DECEMBER 27

Assigned center Justin Patton to Iowa (G League).

## 2018

### JANUARY 15

Signed Iowa (G League) forward Amile Jefferson to a two-way contract.

### FEBRUARY 12

Recalled center Justin Patton from Iowa (G League).

### FEBRUARY 22

Assigned center Justin Patton to Iowa (G League).

### MARCH 1

Waived forward Shabazz Muhammad.

### MARCH 2

Recalled center Justin Patton from Iowa (G League).

### MARCH 3

Assigned center Justin Patton to Iowa (G League).

### MARCH 8

Signed free agent guard Derrick Rose for the rest of the season.

### MARCH 25

Recalled center Justin Patton from Iowa (G League).

### JUNE 21

Selected Georgia Tech guard Josh Okogie (1st round, 20th overall) and Ohio State forward Keita Bates-Diop (2nd round, 48th overall) in the 2018 NBA Draft.

### JUNE 30

Waived center Cole Aldrich.

### JULY 2

Signed rookie guard Josh Okogie.

### JULY 4

Signed free agent guard Derrick Rose.

### JULY 5

Signed free agent guard Jared Terrell to a two-way contract.

### JULY 7

Signed rookie forward Keita Bates-Diop.

### JULY 9

Signed free agent forward Anthony Tolliver.

### JULY 31

Signed free agent guard C.J. Williams to a two-way contract.

### AUGUST 8

Signed free agent forward James Nunnally.

### SEPTEMBER 10

Signed free agent forward Luol Deng.

### SEPTEMBER 23

Signed center Karl-Anthony Towns to a contract extension.

### SEPTEMBER 24

Signed free agent guards Darius Johnson-Odom and Jonathan Stark.



## WOLVES HISTORY

*Important dates in the formation and development of the Minnesota Timberwolves*

### 1987

#### APRIL 3

The NBA Expansion Committee recommended Minnesota be granted an NBA franchise beginning with the 1989-90 season.

#### APRIL 22

The Board of Governors voted unanimously to expand the NBA by four teams — Miami and Charlotte in 1988-89, Minnesota and Orlando in 1989-90. The purchase price of \$32.5 million is announced.

### 1988

#### JULY 12

A site dedication ceremony for the Wolves' new arena took place in downtown Minneapolis.

#### JULY 21

Named Billy McKinney director of player personnel.

#### AUGUST 23

Named Bill Musselman head coach.

#### SEPTEMBER 17

Unveiled logo at a news conference. Earlier, the nickname "Timberwolves" was selected by a 2-to-1 margin over "Polars" in a vote of 842 City Councils throughout the state.

#### OCTOBER 4

Announced the contribution of \$45,425.96 to the United Way bureaus in Minneapolis and St. Paul, reflecting interest earned on more than 12,000 Timberwolves season-ticket deposits.

#### DECEMBER 31

Eclipsed the NBA's expansion requirements, selling 11,300 season tickets more than 10 months prior to the 1989-90 season.

### 1989

#### JUNE 15

Selected 11 players in the NBA Expansion Draft.

#### OCTOBER 6

Opened first training camp at the 98th Street Racquet, Swim & Health Club in Bloomington, Minnesota.

#### OCTOBER 18

Began a six-game preseason schedule with a contest vs. the Los Angeles Lakers. A Metrodome crowd in excess of 20,000 watched the Lakers post a 100-90 victory.

#### NOVEMBER 3

Played inaugural regular-season game, falling to the Seattle SuperSonics 106-94 at the Seattle Coliseum. Sam Mitchell scored the first points in club history, a pair of free throws at 11:15 of the first quarter.

#### NOVEMBER 8

Played inaugural regular-season home contest, losing to the Chicago Bulls, 96-84. Michael Jordan scored a game-high 45 points to lead the Bulls over the Wolves in front of 35,427 at the Metrodome.

#### NOVEMBER 10

Recorded first victory, defeating the Philadelphia 76ers, 125-118, in overtime before 29,117 at the Metrodome.

#### NOVEMBER 29

Earned first road victory, 105-100, at Miami Arena.

### 1990

#### APRIL 17

The third-largest crowd in NBA history, 49,551, came to the Metrodome for Fan Appreciation Night, enabling the Timberwolves to become the NBA's all-time single-season attendance champions. The season total of 1,072,572 was an average of 26,160 per game and topped Detroit's previous 1987-88 league record by 6,067.

#### AUGUST 7

Along with Target Stores, announced an extension of their promotional agreement by naming the Timberwolves' new downtown arena "Target Center."

#### OCTOBER 13

Target Center officially opened with a ceremonial "jump ball." All proceeds from the event benefited the American Cancer Society.

#### OCTOBER 16

In the inaugural game played in Target Center, the Wolves lost 102-96 in an exhibition contest with the Philadelphia 76ers.

#### NOVEMBER 2

In the first regular-season game at Target Center, the Timberwolves opened the 1990-91 season with a 98-85 win over Dallas before a sellout crowd of 19,006.

### 1991

#### APRIL 22

Relieved head coach Bill Musselman and assistant coach Tom Thibodeau of their duties.

#### MAY 16

Center Felton Spencer was named to the NBA All-Rookie Second Team.

#### JUNE 19

Named Jimmy Rodgers head coach.

#### NOVEMBER 1

Opened the 1991-92 season before a crowd of only 6,973 as the game was played during the largest snowfall in Minnesota history (24 inches in 24 hours). The Timberwolves lost 112-97 to the Utah Jazz.

#### NOVEMBER 30

Center Luc Longley became the first native Australian to play in an NBA game (at Dallas).

### 1992

#### JANUARY 15

Announced that guard/forward Doug West was chosen to compete in the ninth annual Gatorade Slam-Dunk Championship on All-Star Saturday at the Orlando Arena.

#### MARCH 23

NBA Commissioner David Stern, during a press conference at Target Center, announced that the Timberwolves had been selected to play host to the 1994 NBA All-Star Weekend, scheduled for Friday, Feb. 11 through Sunday, Feb. 13, 1994.

#### JUNE 1

Named Jack McCloskey general manager.

### 1993

#### JANUARY 11

Relieved head coach Jimmy Rodgers of his duties and named Sidney Lowe interim head coach.

#### MARCH 24

Promoted Sidney Lowe to head coach.

### APRIL 25

Guard Micheal Williams broke Calvin Murphy's all-time NBA record for consecutive free throws when he hit his 79th straight in the final home game of the season. Williams continued adding to his mark, making five more in the contest to end the season at 84.

### MAY 19

Along with the NBA, unveiled the official logo for the 1994 All-Star Weekend, scheduled for Feb. 11-13 at Target Center.

### MAY 20

Forward/center Christian Laettner was named to the NBA All-Rookie First Team.

### JUNE 21

Named Kevin McHale television broadcast analyst and special assistant coach and Bob Weinbauer assistant coach.

### NOVEMBER 9

Guard Micheal Williams' NBA-record consecutive free-throw streak came to an end at 97 with a second-quarter miss at San Antonio.

### 1994

#### JANUARY 8

Announced that guard Isaiah Rider was chosen to compete in the 11th annual Gatorade Slam-Dunk Championship during All-Star Saturday, Feb. 12, at Target Center. Rider was also one of 16 first-year NBA players selected to participate in the inaugural Schick Rookie Game, scheduled prior to the slam-dunk championship.

#### FEBRUARY 11-13

Along with the NBA, played host to All-Star Weekend at Target Center, featuring All-Star Saturday and the 44th annual All-Star Game.

#### FEBRUARY 12

Guard Isaiah Rider won the 11th annual Gatorade Slam Dunk Championship during All-Star Saturday at Target Center. Rider finished his winning performance with a between-the-legs, one-handed dunk he called the "East Bay Funk."

#### APRIL 15

Forward/center Andres Guibert became the first native Cuban to play in an NBA game (vs. Indiana).

#### MAY 5

Guard Isaiah Rider was named to the NBA All-Rookie First Team.

#### MAY 23

Announced the sale of the Timberwolves from Marv Wolfenson and Harvey Ratner to Top Rank of Louisiana, pending NBA approval.

### JUNE 15

The NBA Relocation Committee unanimously recommended (6-0) that the NBA Board of Governors disapprove the sale of the Timberwolves to Top Rank of Louisiana.

### JUNE 21

The NBA Board of Governors voted 25-1, with one abstention, to disapprove the sale of the Timberwolves to Top Rank of Louisiana.

### AUGUST 5

Announced the sale of the Timberwolves from Marv Wolfenson and Harvey Ratner to a group led by businessman and former Minnesota state senator Glen Taylor, pending NBA approval.

### AUGUST 17

Relieved head coach Sidney Lowe, assistant to the general manager/assistant coach Jim Brewer and assistant coach Chuck Davisson of their duties.



## WOLVES HISTORY

### AUGUST 18

Named Kevin McHale assistant general manager.

### AUGUST 29

Named Bill Blair head coach.

### SEPTEMBER 30

Announced that Marv Wolfenson, Harvey Ratner and Glen Taylor had completed and signed a purchase agreement for the sale of the franchise.

### OCTOBER 5

The NBA Board of Governors voted to approve the sale of the Timberwolves to Glen Taylor.

### 1995

#### MARCH 23

Announced the finalization of the franchise's sale to Glen Taylor.

### MAY 11

Promoted Kevin McHale to vice president of basketball operations. Named Flip Saunders general manager and Jerry Sichting director of scouting and player development.

### DECEMBER 18

Relieved Bill Blair of his head coaching duties. Named Flip Saunders head coach and Jerry Sichting assistant coach.

### 1996

#### JANUARY 9

Rookie forward Kevin Garnett started his first NBA game. At 19 years, 7 months and 20 days, he was, at the time, the third-youngest player in NBA history to start a game.

### MAY 16

Forward Kevin Garnett was named to the NBA All-Rookie Second Team.

### MAY 18

Unveiled new logo and uniforms in a ceremony in the Mall of America rotunda.

### 1997

#### JANUARY 28

Forward Tom Gugliotta was named to the Western Conference team for the 1997 NBA All-Star Game on Feb. 9 in Cleveland, becoming the first player in team history selected to play in an All-Star Game.

#### FEBRUARY 1

Guard Stephon Marbury was named NBA Rookie of the Month for January. He was the first Timberwolves player to receive league rookie of the month honors. He averaged 16.9 ppg, 8.1 apg and 2.1 spg while leading the Timberwolves to a 9-6 January record.

#### FEBRUARY 5

Forward Kevin Garnett was named to the Western Conference team for the 1997 NBA All-Star Game on Feb. 9 in Cleveland.

#### FEBRUARY 8

Guard Chris Carr finished second in the Gatorade Slam Dunk Contest during All-Star Weekend.

#### FEBRUARY 9

Forward Tom Gugliotta scored nine points and grabbed eight rebounds in 19 minutes for the Western Conference All-Stars in the 1997 NBA All-Star Game. Kevin Garnett added six points and nine rebounds in 18 minutes for the Western Conference All-Stars.

### APRIL 25

The Timberwolves participated in the first playoff game in franchise history. They fell to the Houston Rockets, 112-97, at The Summit in Houston.

### MAY 6

Guard Stephon Marbury was named to the NBA All-Rookie First Team.

### JULY 15

Signed general manager/head coach Flip Saunders to a five-year contract extension.

### OCTOBER 1

Signed forward Kevin Garnett to a multi-year contract extension.

### 1998

#### JANUARY 25

Forward Kevin Garnett was named a starter for the Western Conference in the 1998 NBA All-Star Game on Feb. 8 in New York, becoming the first player in team history selected to start in an All-Star Game.

#### FEBRUARY 8

Forward Kevin Garnett scored 12 points and grabbed four rebounds in 21 minutes for the Western Conference All-Stars in the 1998 NBA All-Star Game.

### APRIL 26

The Timberwolves won their first playoff game in franchise history, defeating the Seattle SuperSonics, 98-93, at KeyArena in Seattle.

### 1999

#### FEBRUARY 22

Guard Stephon Marbury was named NBA Player of the Week for the week of Feb. 15-21. Marbury averaged 24.3 ppg, 11.8 apg, 2.0 rpg and 1.5 spg. In the Feb. 17 game vs. the Houston Rockets, Marbury scored 40 points, handed out 12 assists and had no turnovers, becoming only the fifth player in NBA history to record 40+ points, 10+ assists and no turnovers in a game.

### MARCH 18

The NBA announced the Wolves would face the San Antonio Spurs (later changed to the Sacramento Kings) at the Tokyo Dome in Tokyo, Japan on Nov. 5 and Nov. 6.

### APRIL 5

Forward Kevin Garnett was named NBA Player of the Week for the week of March 29-April 4. Garnett averaged 24.7 ppg, 8.6 rpg and 6.3 apg, while shooting 66.1% (37-56) from the field.

### APRIL 20

Forward Kevin Garnett was selected by a five-member panel of former NBA players as the Midwest Division winner for the 1998-99 NBA Sportsmanship Award.

### JUNE 8

Forward Kevin Garnett was named to the All-NBA Third Team.

### JUNE 24

The NBA announced the Minnesota Timberwolves were selected to play host to the 2000 Draft at Target Center on June 28, 2000.

### JULY 29

Signed general manager/head coach Flip Saunders to a multi-year contract extension.

### AUGUST 2

Signed first-round draft pick forward Wally Szczerbiak to a multi-year contract.

### NOVEMBER 5

Wolves opened the season in Tokyo, Japan vs. the Sacramento Kings. The Kings won 100-95 at the Tokyo Dome.

### NOVEMBER 15

Forward Kevin Garnett was named NBA Player of the Week for the week of Nov. 8-14. He averaged 25.5 ppg and 13 rpg.

### DECEMBER 27

Forward Kevin Garnett was named NBA Player of the Week for the week of Dec. 20-26. He averaged 23.0 ppg and 41.0 mpg.

### 2000

#### JANUARY 29

Forward Kevin Garnett was named a starter for the Western Conference in the 2000 NBA All-Star Game on Feb. 13 in Oakland.

#### FEBRUARY 2

Forward Kevin Garnett was named NBA Player of the Month for January. He averaged 25.7 ppg and 10.5 rpg, scoring more than 30 points four times that month.

#### FEBRUARY 2

Flip Saunders was named NBA Coach of the Month for January. He guided the Wolves to a franchise-record 12-3 (.800) mark. The club posted a 6-1 record on the road, and was 8-3 against .500+ opponents.

#### FEBRUARY 2

Forward Wally Szczerbiak scored 13 points and grabbed three rebounds in the Schick Rookie Challenge at the NBA All-Star Weekend in Oakland.

#### FEBRUARY 13

Forward Kevin Garnett started in the NBA All-Star Game in Oakland, recording 24 points, 10 rebounds and five assists.

### MARCH 27

Forward Kevin Garnett was named NBA Player of the Week for the week of March 20-26. He averaged 35.3 ppg and 10 rpg. In the March 22 game against Boston, he scored 40 points and grabbed eight rebounds.

### MAY 18

Forward Wally Szczerbiak was named to the 1999-2000 Schick All-Rookie First Team.

### MAY 20

Guard/forward Malik Sealy killed in a car accident.

### MAY 31

Forward Kevin Garnett was named to the 1999-2000 All-NBA First Team.

### JUNE 28

Wolves played host to 2000 NBA Draft at Target Center.

### NOVEMBER 5

Retired the jersey Malik Sealy prior to the home opener vs. Sacramento.

### NOVEMBER 20

Forward Kevin Garnett was named NBA Player of the Week for the week of Nov. 13-19. He averaged 27.0 ppg, 11.0 rpg, and 4.0 apg, while shooting 64.7% from the field.

### DECEMBER 23

Minnesota played its 1,000th game in franchise history, at home against Utah.





## WOLVES HISTORY

### 2001

#### FEBRUARY 2

Flip Saunders was named NBA Coach of the Month for January. He guided the Wolves to a franchise-record 12-4 (.750) mark, matching the club record for most wins in a calendar month (January 2000, March 2000).

#### FEBRUARY 9

Forward Wally Szczerbiak scored 27 points as a sophomore in the Schick Rookie Challenge at the 2001 All-Star Game in Washington and was named the game's MVP.

#### FEBRUARY 10

Forward Kevin Garnett scored 14 points in the 2001 All-Star Game in Washington. He was named an All-Star starter for the third time in four appearances.

#### MARCH 21

Flip Saunders was selected to coach USA Basketball's entry in the 2001 Goodwill Games held Sept. 3-9 in Brisbane, Australia.

#### APRIL 7

The Timberwolves organization dedicated the Malik Sealy Gym of Dreams at the Episcopal Church of Gethsemane in Minneapolis.

#### APRIL 8

The Timberwolves organization honored former Minneapolis Lakers star George Mikan in a halftime ceremony of their game vs. the L.A. Lakers.

#### MAY 2

Forward Kevin Garnett was named to the 2000-01 NBA All-Defensive First Team.

#### MAY 21

Forward Wally Szczerbiak was named to USA Basketball's team for the 2001 Goodwill Games held Sept. 3-9 in Brisbane, Australia.

#### MAY 22

Forward Kevin Garnett was named to the 2000-01 NBA All-Interview First Team.

#### MAY 31

Forward Kevin Garnett was named to the 2000-01 All-NBA Second Team.

#### JUNE 20

Signed head coach Flip Saunders to a multi-year contract extension.

#### SEPTEMBER 9

Flip Saunders and forward Wally Szczerbiak helped lead the United States men's basketball team to a 5-0 mark in winning the gold medal at the 2001 Goodwill Games in Brisbane, Australia.

#### NOVEMBER 19

Forward Kevin Garnett was named NBA Western Conference Player of the Week for games played Nov. 12-18.

### 2002

#### JANUARY 14

Forward Kevin Garnett was named NBA Western Conference Player of the Week for games played Jan. 7-13.

#### JANUARY 26

Forward Kevin Garnett was named a starter for the Western Conference in the 2002 NBA All-Star Game on Feb. 10 in Philadelphia.

#### JANUARY 29

Guard Wally Szczerbiak was selected as a Western Conference reserve for the 2002 NBA All-Star Game on Feb. 10 in Philadelphia.

#### FEBRUARY 10

Guard Wally Szczerbiak made his first All-Star Game appearance, scoring 12 points with three assists in 12 minutes on Feb. 10 in Philadelphia. Forward Kevin Garnett made his fifth straight All-Star Game appearance, finishing with 14 points and 12 rebounds.

#### MARCH 1

Forward Kevin Garnett was named NBA Western Conference Player of the Month for games played in February, the second such honor of his career.

#### MARCH 11

Forward Kevin Garnett was selected to receive the NBA Community Assist Award for his community outreach during the month of February.

#### MARCH 24

Center Marc Jackson scored the 100,000th point in club history in the fourth quarter at New York.

#### APRIL 30

Forward Kevin Garnett was named to the NBA All-Defensive First Team.

#### MAY 1

Forward Kevin Garnett was named to the NBA All-League Second Team.

#### NOVEMBER 25

Forward Kevin Garnett was named NBA Western Conference Player of the Week for games played Nov. 18-24.

### 2003

#### JANUARY 23

Forward Kevin Garnett was named a starter for the Western Conference in the 2003 NBA All-Star Game on Feb. 9 in Atlanta.

#### FEBRUARY 9

Forward Kevin Garnett made his sixth straight All-Star game appearance and was named Most Valuable Player of the 52nd annual contest; He finished with 37 points, nine rebounds and five steals in the West's 155-145 double-overtime win at Philips Arena in Atlanta.

#### MARCH 3

Forward Kevin Garnett was named NBA Western Conference Player of the Month for games played in February, the third such honor of his career.

#### MARCH 3

Flip Saunders was named NBA Coach of the Month for February, the third such honor of his career.

#### APRIL 17

Forward Kevin Garnett was named NBA Western Conference Player of the Month for games played in April, the fourth such honor of his career.

#### MAY 6

Forward Kevin Garnett was named to the NBA All-League First Team.

#### MAY 8

Forward Kevin Garnett was named to the NBA All-Defensive First Team.

#### OCTOBER 1

Signed forward Kevin Garnett to a multi-year contract extension.

#### NOVEMBER 18

Donnie Satori of Waseca, Minn., became the 10 millionth fan to pass through the gates in franchise history.

#### NOVEMBER 24

Forward Kevin Garnett was named NBA Western Conference Player of the Week for games played Nov. 17-23.

#### DECEMBER 22

Forward Kevin Garnett was named NBA Western Conference Player of the Week for games played Dec. 15-21.

#### DECEMBER 29

Guard Sam Cassell was named NBA Western Conference Player of the Week for games played Dec. 22-28.

### 2004

#### JANUARY 5

Forward Kevin Garnett was named NBA Western Conference Player of the Month for games played in December, the fifth such honor of his career.

#### JANUARY 26

Timberwolves Head Coach Flip Saunders was named to coach the Western Conference All-Stars for the February 15 game at STAPLES Center.

#### JANUARY 26

Forward Kevin Garnett was named NBA Western Conference Player of the Week for games played Jan. 19-25.

#### JANUARY 29

Forward Kevin Garnett was named a starter for the Western Conference in the 2004 NBA All-Star Game on Feb. 15 in Los Angeles.

#### FEBRUARY 2

Forward Kevin Garnett was named NBA Western Conference Player of the Month for games played in January, the sixth such honor of his career.

#### FEBRUARY 2

Forward Kevin Garnett was named NBA Western Conference Player of the Week for games played Jan. 26-Feb. 1.

#### FEBRUARY 3

Guard Sam Cassell was named a reserve for the Western Conference in the 2004 NBA All-Star Game on Feb. 15 in Los Angeles.

#### FEBRUARY 15

Timberwolves Head Coach Flip Saunders led the Western Conference All-Stars to a 136-132 win over the East at STAPLES Center. Kevin Garnett recorded 12 points with seven rebounds and six assists. Sam Cassell added four points and a team-high seven assists.

#### MARCH 1

Forward Kevin Garnett was named NBA Western Conference Player of the Month for games played in February, the seventh such honor of his career. It marked the first time in NBA history that a player won the award in three consecutive months.

#### MARCH 12

The Timberwolves set a franchise single-game Target Center attendance record with a standing-room-only crowd of 20,391 during a 96-86 win over the Los Angeles Lakers.

#### APRIL 15

Forward Kevin Garnett was named NBA Western Conference Player of the Month for games played in April, the eighth such honor of his career.

#### APRIL 15

Timberwolves Head Coach Flip Saunders was named NBA Western Conference Coach of the Month for games played in April, the fourth such honor of his career.



## WOLVES HISTORY

### APRIL 25

Forward Kevin Garnett was named to the NBA All-League First Team. Guard Sam Cassell was named to the NBA All-League Second Team.

### APRIL 26

Forward Kevin Garnett was named to the NBA All-Defensive First Team.

### APRIL 30

Timberwolves claim a 102-91 Game 5 first round victory at Target Center to defeat the Denver Nuggets, 4-1, and advance to the Western Conference Semifinals.

### MAY 3

Forward Kevin Garnett was named the NBA's Most Valuable Player. He tallied 1,219 points in MVP balloting, including 120 of a possible 123 first place votes from the media.

### MAY 19

Timberwolves post an 83-80 Game 7 semifinals victory at Target Center to defeat the Sacramento Kings, 4-3, and advance to the Western Conference Finals.

### MAY 31

Timberwolves fall to the Los Angeles Lakers, 96-90 in Game 6 of the Western Conference Finals and are eliminated from the series, 4-2.

### JULY 9

Named Jim Stack general manager.

### NOVEMBER 8

Forward Kevin Garnett was named NBA Western Conference Player of the Week for games played Nov. 1-7.

### 2005

#### FEBRUARY 3

Forward Kevin Garnett was named a starter for the Western Conference in the 2005 NBA All-Star Game on Feb. 20 in Denver.

#### FEBRUARY 12

Relieved head coach Flip Saunders of his duties and named Kevin McHale interim head coach.

#### FEBRUARY 20

Forward Kevin Garnett tallied 10 points in 16 minutes for the Western Conference in the 2005 NBA All-Star Game in Denver.

#### APRIL 1

Forward Kevin Garnett was named NBA Western Conference Player of the Month for games played in March, the ninth such honor of his career.

#### MAY 12

Forward Kevin Garnett was named to the NBA All-Defensive First Team.

#### MAY 18

Forward Kevin Garnett was named to the NBA All-League Second Team.

#### JUNE 17

Named Dwane Casey head coach.

#### DECEMBER 5

Kevin Garnett was awarded the NBA's community assist award for the month of November, for his Katrina relief efforts and his donation of the 4XL Technology Center at Washburn High School in Minneapolis.

### 2006

#### JANUARY 17

Kevin Garnett was named Western Conference Player of the Week for his play in three games between Jan. 9 and 15. It was the 14th such honor for Garnett in his career.

#### FEBRUARY 9

Kevin Garnett was named to the 2006 Western Conference All-Star Team for the ninth consecutive season.

#### FEBRUARY 19

Kevin Garnett played in his ninth consecutive NBA All-Star Game, logging 16 minutes, grabbing nine rebounds and dishing four assists.

#### APRIL 17

Fred Holberg announced his retirement from the NBA due to the risks of playing with a pacemaker. He also announced that he would be joining the front office staff of the organization.

#### APRIL 27

The NBA announced that Kevin Garnett was the 2006 recipient of the J. Walter Kennedy Citizenship award presented annually by the Professional Basketball Writers Association.

#### APRIL 28

Original Timberwolves co-owner Harvey Ratner passes away at age 79.

#### MAY 11

Forward Kevin Garnett was named to the NBA All-Defensive Second Team.

#### NOVEMBER 3

Craig Smith scores 20 points in 16 minutes of playing time at Denver to become the first Timberwolves player to tally 20 or more points in less than 20 minutes since Chauncey Billups on April 18, 2001.

#### NOVEMBER 6

Kevin Garnett records 15 points and 10 rebounds at Sacramento for his 37th consecutive point/rebound double-double. The streak would end the following day at Los Angeles Lakers, but his string was the NBA's longest in 23 years since Moses Malone had 44 consecutive point/rebound double-doubles.

#### DECEMBER 3

Kevin Garnett scores the 18,000th point of his career against New York.

#### DECEMBER 29

Kevin Garnett records block number 1,500 in his career against Seattle.

### 2007

#### JANUARY 2

Randy Foye was named the NBA Western Conference Rookie of the Month for December.

#### JANUARY 7

Kevin Garnett was named the NBA Western Conference Player of the Week.

#### JANUARY 7

Kevin Garnett broke his own franchise record of consecutive double-figure scoring games to 339, the eighth-longest streak in NBA history.

#### JANUARY 7

Minnesota tied an NBA record for most consecutive overtime games with three on Jan. 3, 5 and 7.

#### JANUARY 13

Kevin Garnett hauled in the 10,000th rebound of his career against New Jersey. He becomes the 32nd player in NBA history to reach that mark.

### JANUARY 22

Ricky Davis scored 30 of his 32 points in the second half at Utah. His 30 points in a half ties a franchise record shared by Tony Campbell and Chauncey Billups.

### JANUARY 23

Relieved Dwane Casey of his head coaching duties; promoted assistant coach Randy Wittman to head coach for the remainder of the season.

### JANUARY 24

Minnesota set an NBA record for most overtime games in a calendar month with a total of six in January.

### FEBRUARY 16

Randy Foye played in the Rookie Challenge at All-Star Weekend in Las Vegas and produces 14 points and seven assists.

### FEBRUARY 18

Kevin Garnett started for the Western Conference All-Star Team and collects seven points, six rebounds and four assists. It was his 10th straight All-Star appearance and eighth start.

### APRIL 1

Minnesota set a franchise record with its 10th overtime contest of the season in a 105-104 win at Orlando.

### APRIL 6

Kevin Garnett scored the 19,000th point of his career at New York.

### APRIL 9

Kevin Garnett scored 17 points against Toronto. It was his 398th consecutive game scoring in double-figures (in his final game of the season). His streak is the longest in franchise history and the eighth-longest in NBA history.

### APRIL 30

Kevin Garnett named to All-Defensive Team for the eighth time in his career (All-Second Team in 2007).

### MAY 19

Kevin Garnett named to All-NBA Third Team. His seventh career All-NBA selection.

### MAY 8

Randy Foye and Craig Smith named to the first and second NBA All-Rookie teams.

### JULY 31

Acquired forwards Al Jefferson, Ryan Gomes and Gerald Green, guard Sebastian Telfair, center Theo Ratliff and two first-round draft picks in exchange for forward Kevin Garnett.

### DECEMBER 6

Corey Brewer pulled down 18 rebounds at Atlanta, the most by a Timberwolves rookie since Dean Garrett grabbed 20 on Jan. 31, 1997.

### DECEMBER 8

Al Jefferson posted 32 points and 20 rebounds in a 100-93 win over Phoenix, joining Kevin Garnett as the only players in Wolves history with 30/20 games.

### DECEMBER 21

The Wolves posted a 131-118 win over Indiana to record the second-highest single-game scoring total in franchise history.

### 2008

#### JANUARY 27

Al Jefferson poured in a career-high 40 points in a 98-95 win over New Jersey, becoming the eighth player in franchise history to surpass the 40-point plateau.



## WOLVES HISTORY

### JANUARY 28

Al Jefferson was named Western Conference Player of the Week, the second such honor of his career.

### FEBRUARY 16

Gerald Green competed in the Sprite Slam Dunk competition at All-Star Weekend in New Orleans, finishing as the runner-up to Orlando's Dwight Howard.

### MARCH 19

Al Jefferson grabbed his 273rd offensive rebound of the season, surpassing the previous club record of 272 set by Felton Spencer during the 1990-91 season.

### APRIL 15

Rashad McCants hit his 140th three-pointer of the season, surpassing the previous team record of 139 set by Isaiah Rider during the 1994-95 season.

### JUNE 26

Unveiled a re-designed logo and new secondary logo in anticipation of the team's 20th NBA season. The new secondary logo made its public debut in front of a national audience as it adorned the hat worn by the Wolves' selection in that night's 2008 NBA Draft.

### AUGUST 18

Introduced new uniforms for the franchise's 20th season in a public ceremony at the IDS Center's Crystal Court. The event marked the first change in the Timberwolves uniforms in 12 seasons.

### SEPTEMBER 18

Tipped off the franchises 20th season with a press conference at Target Center. The Wolves honored all season ticket holders who remain from the inaugural season and staged a ceremonial "opening tip" to the season between rookie center Kevin Love and inaugural season center Randy Breuer.

### DECEMBER 8

Relieved Randy Wittman of his head coaching duties; reassigned Kevin McHale from vice president of basketball operations to head coach.

### 2009

#### JANUARY 5

Al Jefferson was named Western Conference Player of the Week, the third such honor of his career.

#### FEBRUARY 2

Kevin McHale was named Western Conference Coach of the Month after guiding the Wolves to a 10-4 mark in January.

#### APRIL 3

Kevin Love was named named Western Conference Rookie of the Month for March.

#### APRIL 15

Kevin Love tallied his 29th double-double, passing Christian Laettner for most by a Timberwolves rookie.

#### MAY 22

Named David Kahn president of basketball operations.

#### JUNE 17

Relieved Kevin McHale of his head coaching duties.

#### AUGUST 10

Named Kurt Rambis head coach.

### 2010

#### JANUARY 13

Al Jefferson hauled in a franchise-record 26 rebounds in the Wolves' triple-OT loss at Houston. The game also marked the first triple-overtime game in club history.

#### FEBRUARY 23

Corey Brewer's three-pointer in the second quarter at Miami extended his streak to 22 consecutive games with at least one trey, breaking the previous franchise record of 21 held by Isaiah Rider.

#### APRIL 30

Jonny Flynn was named to the NBA All-Rookie Second Team.

#### NOVEMBER 10

Michael Beasley scored a career-best 42 points to lead the Wolves to a 98-89 win over Sacramento, becoming the youngest Timberwolf in franchise history to score 40 points (age 21).

#### NOVEMBER 12

Kevin Love scored 31 points and grabbed 31 rebounds to help the Wolves erase a 21-point third quarter deficit en route to a 112-103 win over the Knicks. Love became the first player since Moses Malone in 1981-82 to accomplish a 30/30 game.

#### NOVEMBER 27

Kevin Love posted 21 points and 22 rebounds, his fourth 20/20 game of November, becoming the first player to have four 20/20 games in a month since Kevin Willis did so twice during the 1991-92 season.

#### DECEMBER 4

The Timberwolves made a franchise-record 18 three-pointers vs. Cleveland, including five from Kevin Love (who had a game-high 28 points), en route to the team's biggest margin of victory of the season (34 points).

### 2011

#### FEBRUARY 16

Kevin Love scored 18 points and grabbed 18 rebounds for his 51st double-double before the All-Star break, the most in NBA history and joining George Mikan (50 in 1950) as the only players with 50+ double-doubles before the break.

#### FEBRUARY 18

Wes Johnson scored 25 points at the T-Mobile Rookie Challenge, the most by a Timberwolf since Wally Szczerbiak had 27 in 2001.

#### FEBRUARY 20

Kevin Love scored two points and grabbed four rebounds in 12 minutes during the Western Conference's 148-143 victory in the 2011 All-Star Game.

#### MARCH 13

Kevin Love (6 points, 12 rebounds) had his 53-game double-double streak snapped against Golden State. The streak was a franchise record, and the longest in the NBA since Elvin Hayes had a 55-game streak during the 1973-74 season.

#### APRIL 21

Kevin Love received the 2010-11 Kia NBA Most Improved Player Award.

#### MAY 11

Wes Johnson was named to the NBA All-Rookie Second Team.

#### MAY 18

Awarded the second overall pick in the 2011 NBA Draft.

#### JUNE 23

Selected forward Derrick Williams with the second overall pick of the 2011 NBA Draft.

### JULY 12

Relieved Kurt Rambis of his coaching duties.

### SEPTEMBER 13

Reached an agreement in principle with Rick Adelman to become the team's next head coach.

### DECEMBER 30

In just his third NBA game, Ricky Rubio recorded 12 points, 12 assists and six rebounds vs. Miami - the first Wolves player to record such line since Sam Cassell (Jan. 21, 2004 at Toronto).

### 2012

#### JANUARY 18

Ricky Rubio registered nine points, eight rebounds, seven assists and six steals - the first such stat line in NBA history - in a 93-85 win over Detroit.

#### JANUARY 20

Kevin Love's three-pointer as time expired gave the Wolves a 101-98 win over the Los Angeles Clippers. Love record his 15th straight double-double (17 points, 14 rebounds) to start the season, the longest such streak since Moses Malone had 16 in 1981-82.

#### FEBRUARY 1

Ricky Rubio named the Western Conference Rookie of the Month for January, the first such honor of his career.

#### FEBRUARY 7

Playing without Kevin Love, the Wolves defeated the Sacramento Kings 86-84 to move one game over .500 at 13-12. The record represented the Wolves best mark after 25 games since they began the 2004-05 season 15-10.

#### FEBRUARY 8

Ricky Rubio and Derrick Williams selected to represent Wolves in 2012 BBVA Rising Stars Challenge.

#### FEBRUARY 9

Kevin Love named to Western Conference All-Star Team.

#### FEBRUARY 11

Drew an announced crowd of 20,232 vs. New York, the Wolves' largest home crowd since the 2003-04 season and the 4th-largest crowd in Target Center history. Kevin Love tallied his sixth career 30-point/20-rebound game, registering 32 points and 21 rebounds as the Wolves fell to the Knicks, 100-98.

#### FEBRUARY 24

Representing the Timberwolves at the BBVA Rising Stars Challenge, Ricky Rubio scored 12 points and dished out seven assists, while Derrick Williams scored two points.

#### FEBRUARY 25

Kevin Love outlasted Kevin Durant to win the 2012 Foot Locker Three-Point Contest.

#### FEBRUARY 26

In his second NBA All-Star Game, Kevin Love scored 17 points in just over 18 minutes as the Western Conference defeated the Eastern Conference, 152-149.

#### MARCH 3

Put a halt to a 16-game losing streak to Portland, defeating the Trail Blazers 122-110. In the win, Kevin Love erupted for a season-best 42 points, triggering a five-game binge that saw him average 34.2 ppg. Ricky Rubio tied a Wolves record by handing out 10 first-quarter assists. It was the Wolves' first win at the Rose Garden since Dec. 7, 2005.



## WOLVES HISTORY

### MARCH 10

Announced Ricky Rubio would undergo season-ending surgery to repair a torn ACL (anterior cruciate ligament) in his left knee suffered March 9 vs. the L.A. Lakers.

### MARCH 23

In the highest scoring NBA game in nearly four years, the Wolves fell to the Oklahoma City Thunder 149-140 in double-OT. Kevin Love scored a club-record 51 points, including a career-high seven three-pointers, while J.J. Barea became the 7th Wolves player in team history to record a triple-double with 25 points, 10 rebounds and a career-high-tying 14 assists. In the loss, Minnesota set team records for points scored (140) and three-point field goals attempted (36). The Wolves also set two-team records for points (289) and field goals made (109).

### MARCH 25

Kevin Love registered his 7th career 30-point/20-rebound game with 30 points and 21 rebounds as the Wolves defeated the Denver Nuggets, 117-100. Love's seven 30-point/20-rebound games are the most among all active NBA players.

### MARCH 28

Kevin Love scored 40 points while grabbing 19 rebounds in Minnesota's 88-83 win over Charlotte. Love's 40-point game was the third of his career, tying him with Kevin Garnett for the most in a Wolves uniform.

### MAY 12

Kevin Love finished 6th in the 2012 KIA Most Valuable Player balloting, totaling 58 points.

### MAY 15

Ricky Rubio finished 2nd in the 2012 KIA Rookie of the Year balloting.

### MAY 22

Ricky Rubio named to the 2012 NBA All-Rookie Team; Derrick Williams named to 2012 NBA All-Rookie Second Team.

### MAY 24

Kevin Love named to All-NBA Second Team.

### NOVEMBER 13

Announced that Chase Budinger underwent successful surgery to repair a lateral meniscus tear in his left knee.

### DECEMBER 15

Ricky Rubio made his season debut after missing the first 20 games recovering from surgery to repair the acl and lcl in his right knee. He tallied eight points, nine assists, four rebounds and three steals in 18 minutes as the Wolves defeated the Dallas Mavericks 114-106 in overtime.

### 2013

#### JANUARY 11

Andrei Kirilenko became the 15th player in NBA history to collect 2000+ assists, 1000+ steals and 1000+ blocks in a career.

#### JANUARY 15

Announced that Kevin Love underwent successful surgery to repair a fractured third metacarpal in his right hand.

#### FEBRUARY 2

Dante Cunningham went a perfect 9-of-9 from the floor in a win over New Orleans. In doing so, Cunningham set a new single-game franchise record for field goal accuracy.

#### FEBRUARY 15

Ricky Rubio and Alexey Shved represented the Wolves in the BBVA Rising Stars Challenge in Houston, with Rubio totaling five points and 10 assists while Shved netted 12 points and four assists.

### FEBRUARY 24

Ricky Rubio tallied his second straight 10x5x5x5 game with 16 points, 11 assists, eight rebounds and six steals vs. Golden State, becoming the third player in Wolves history with back-to-back 10x5x5x5 games and first since Terrell Brandon in 2001.

### MARCH 12

Ricky Rubio recorded his first career triple-double (29th in team history) with 21 points, 12 assists and a career-high 13 rebounds in a 107-83 win over San Antonio, which equalled the Wolves' largest victory over the Spurs.

### APRIL 6

Rick Adelman became the eighth coach in NBA history to record 1,000 career victories with the Wolves' 107-101 victory over Detroit.

### APRIL 8

Nikola Pekovic was named Western Conference Player of the Week for games played Apr. 1-7. The honor was the first in his career and the Wolves' first since Al Jefferson earned the nod on Jan. 5, 2009.

### MAY 2

Declined team option on David Kahn for 2013-14 season.

### MAY 3

Named Phil "Flip" Saunders as President of Basketball Operations and a minority owner.

### JULY 11

In a three-team trade, acquired Kevin Martin (sign-and-trade) and cash considerations from Oklahoma City, sending Luke Ridnour and a 2014 second-round pick to Milwaukee.

### NOVEMBER 4

Kevin Love was named the Western Conference Player of the Week for games played Oct. 29 - Nov. 3, the first such honor of his career.

### NOVEMBER 10

Minnesota outscored the Lakers 47-23 in the first quarter, the highest-scoring quarter in club history.

### DECEMBER 13

Kevin Love connected on a career-high eight three-pointers, matching Stephon Marbury's club record for most threes in a game.

### 2014

#### JANUARY 23

Kevin Love was voted as a Western Conference All-Star Starter, his third All-Star appearance and first start. Love became the first Wolves player to start in an All-Star game since Garnett in 2007.

#### FEBRUARY 4

Announced a plan to open Mayo Clinic Square, a new practice facility across the street from Target Center in the former Block E.

#### FEBRUARY 16

Kevin Love participated in the 2014 Foot Locker Three-Point Contest as part of NBA All-Star Saturday Night, his second time participating in the event.

#### FEBRUARY 19

Ricky Rubio matched a franchise record with a career-high 17 assists vs. Indiana, joining six other Wolves players to dish out 17 in a game (most recently Chauncey Billups in 2002).

#### FEBRUARY 28

Kevin Love finished the month of February averaging league-highs in both points (34.0) and rebounds (14.1), numbers which hadn't been averaged in a month since Moses Malone in March 1982.

### MARCH 16

Making his first career NBA start, Gorgui Dieng tallied 12 points, 11 rebounds and 5 blocked shots. Dieng became the first player since Elden Campbell in 1991 to record 10p/10r/5b in their first NBA start.

### MARCH 20

Gorgui Dieng recorded new career highs in both points (22) and rebounds (21), becoming the fifth player in team history to post a 20/20 game and 6th since 1970 to record a 20/20 game within their first three starts. He is just the fourth rookie in the past 20 years to accomplish the feat.

### MARCH 28

Minnesota set franchise records for points scored (143) and field goal percentage (67.1%) in its 143-107 win over the Lakers.

### MARCH 30

Ricky Rubio broke Tyrone Corbin's (175, 1989-90) franchise single-season steals record.

### MARCH 31

Kevin Love moved past Tom Gugliotta (464, 1996-97) atop the franchise single-season chart for FTs made.

### APRIL 1

Gorgui Dieng was named the KIA Western Conference Rookie of the Month for March.

### APRIL 11

Corey Brewer scored a career-high and franchise-record-tying 51 points and grabbed a career-high-matching six steals vs. Houston, the most points in a regulation game in franchise history. Brewer became the fourth player in NBA history to score 50+ points and grab 6+ steals, joining Allen Iverson, Michael Jordan and Ricky Berry.

### APRIL 16

Minnesota closed out the season setting a number of franchise records, including most points (8768), rebounds (3669) and three-pointers (600).

### APRIL 16

Kevin Love finishes the season averaging 26.2 points, 12.4 rebounds and 4.4 assists per game, the first player to average 26+ points, 12+ rebounds and 4+ assists per game since Kareem Abdul-Jabbar and Bob McAdoo in 1975-76.

### APRIL 21

Head coach Rick Adelman announced his retirement from coaching.

### JUNE 6

Named Flip Saunders new head coach.

### AUGUST 23

Traded forward Kevin Love to Cleveland and guard Alexey Shved and Luc Richard Mbah a Moute to Philadelphia in a three-team trade. The Wolves acquired Andrew Wiggins, Anthony Bennett and Thaddeus Young. Cleveland received Love, while Philadelphia received Shved, Mbah a Moute and Miami's 2015 first-round pick.

### AUGUST 26

Andrew Wiggins, Anthony Bennett, Thaddeus Young and Zach LaVine introduced to fans and media at Minnesota State Fair.

### SEPTEMBER 17

Signed rookie guard Glenn Robinson III (2nd round, 40th overall).

### OCTOBER 29

Andrew Wiggins became youngest player in franchise history to start a game.

### OCTOBER 31

Signed guard Ricky Rubio to multi-year extension.





## WOLVES HISTORY

### NOVEMBER 1

Ricky Rubio matched a career-high 17 assists in 106-105 loss to Chicago.

### DECEMBER 3

Andrew Wiggins named KIA Western Conference Rookie of the Month for November.

### DECEMBER 6

Zach LaVine became 2nd youngest player (19 years, 271 days) to record 20-point/10-assist game with 22 points and 10 assists in 123-101 loss at San Antonio.

### DECEMBER 10

Andrew Wiggins recorded first career double-double with 23 points and season-high 10 rebounds in 90-82 win against Portland.

### DECEMBER 19

Acquired guard Troy Daniels and two second round picks from Houston in three-team trade with the Houston Rockets and Philadelphia 76ers. The Wolves also sent Ronny Turiaf to Philadelphia as part of the deal.

### DECEMBER 27

Zach LaVine became youngest player in NBA history (19 years, 292 days) to record a 14-assist game in 110-97 loss at Golden State.

## 2015

### JANUARY 5

Andrew Wiggins named KIA Western Conference Rookie of the Month for December.

### JANUARY 9

Andrew Wiggins set a franchise-rookie-record with six consecutive games of 20+ points.

### JANUARY 13

Mo Williams scored a franchise-record 52 points in 110-101 win at Indiana.

### JANUARY 19

Mo Williams named Western Conference Player of the Week for games played January 12-18.

### JANUARY 28

Gorgui Dieng, Zach LaVine, Shabazz Muhammad and Andrew Wiggins named to BBVA Rising Stars Challenge, marking the first time ever that four players from one team were named to the event.

### FEBRUARY 4

Andrew Wiggins named KIA Western Conference Rookie of the Month for January.

### FEBRUARY 10

Acquired guard Gary Neal and a second round pick from the Charlotte Hornets in exchange for guards Mo Williams and Troy Daniels.

### FEBRUARY 10

Acquired forward Andrean Payne from the Atlanta Hawks in exchange for a protected future first round pick.

### FEBRUARY 13

Andrew Wiggins put up 22 points and 6 rebounds and was named MVP of the BBVA Rising Stars Challenge at NBA All-Star Weekend in Brooklyn.

### FEBRUARY 14

Zach LaVine won Sprite Slam Dunk Contest at NBA All-Star Weekend in Brooklyn, becoming just the second Wolves player in history to win the award (Isaiah Rider, 1994).

### FEBRUARY 19

Acquired forward Kevin Garnett from the Brooklyn Nets in exchange for forward Thaddeus Young.

### FEBRUARY 25

Kevin Garnett played first game in return to the Timberwolves, scoring 5 points and grabbing 8 rebounds in front of a sellout crowd in a 97-77 win against Washington.

### MARCH 2

Ricky Rubio tallies his fourth career triple-double, marking the second-most triple-doubles in franchise history, trailing only Kevin Garnett's 16.

### MARCH 4

Andrew Wiggins named KIA Western Conference Rookie of the Month for February.

### MARCH 5

Waived guard Glenn Robinson III and claimed center Justin Hamilton off waivers.

### MARCH 7

Ricky Rubio registered his 5th straight point/assist double-double with 13 points and 15 assists in 121-113 victory against Portland. Only Micheal Williams (6 from Jan. 18-29, 1993) has put together a longer such streak in franchise history.

### MARCH 9

Andrean Payne became the first NBA rookie in 2014-15 – and seventh rookie in Wolves history – to record a 15-point/15-rebound game with 16 points and 15 boards in 89-76 loss at L.A. Clippers.

### MARCH 23

Wolves starting lineup of Lorenzo Brown, Zach LaVine, Andrew Wiggins, Andrean Payne and Gorgui Dieng marked a franchise-record-tying 26th different starting lineup for the season.

### APRIL 7

Chase Budinger scored 10+ points in 13th consecutive game off the bench in 116-111 loss at Sacramento, breaking franchise record for a reserve set by Wally Szczerbiak (12 in 2004-05).

### APRIL 8

Nikola Pekovic underwent season-ending surgery to repair right Achilles ailment.

### APRIL 11

Zach LaVine scored a franchise rookie-record 37 points on 13-of-21 shooting in 110-101 loss at Golden State.

### APRIL 30

Andrew Wiggins named the recipient of the Eddie Gottlieb trophy as the winner of the Kia NBA Rookie of the Year award, the first Wolves player to win the award in franchise history. Wiggins received 110 of 130 first-place votes from a panel of sportswriters and broadcasters throughout the United States and Canada.

### JUNE 17

Hosted the grand opening for Mayo Clinic Square, the team's brand new training center and corporate headquarters. The grand opening guest speakers included NBA commissioner Adam Silver and WNBA President Laurel Richie.

### MAY 18

Andrew Wiggins named a unanimous selection to the NBA All-Rookie First Team, while Zach LaVine was named to the NBA All-Rookie Second Team.

### MAY 19

Secured the No. 1 overall pick for the first time in franchise history in the 2015 NBA Draft.

### JUNE 25

Selected Kentucky forward/center Karl-Anthony Towns (first round, 1st overall), Turkey forward Cedi Osman (2nd round, 31st overall) and Syracuse forward Rakeem Christmas (2nd round, 36th overall) in the 2015 NBA Draft. Subsequently acquired the draft rights to Tyus Jones (1st round, 24th overall) in exchange for the rights to Cedi Osman and Rakeem Christmas.

### AUGUST 11

Timberwolves announced Flip Saunders has been diagnosed with Hodgkin's Lymphoma.

### SEPTEMBER 11

Timberwolves announced Sam Mitchell will serve as interim head coach for 2015-16 season as Flip Saunders takes a leave of absence from duties.

### SEPTEMBER 14

Hired Arnie Kander as Vice President of Sports Performance.

### OCTOBER 13

Alongside the City of Minneapolis, AEG, the Timberwolves/Lynx announced an update on the renovation schedule for Target Center as well as an extension with Target for the naming rights of the building. The new timeline for renovation begins with three phases, beginning in Summer 2016.

### OCTOBER 18

Announced a new multi-year agreement with WCCO-AM as the team's flagship radio station.

### OCTOBER 25

Phil "Flip" Saunders passed away at age 60.

### OCTOBER 28

Ricky Rubio scored a career-high 28 points against the L.A. Lakers in Minnesota's 112-111 season-opening win.

### OCTOBER 30

Karl-Anthony Towns recorded 28 points and 14 rebounds against Denver, the youngest player in NBA history to notch a double-double in each of the first two games of his career.

### NOVEMBER 15

Kevin Garnett surpassed the 50,000-minute mark against Memphis, becoming just the fifth player in NBA history to reach the mark.

### DECEMBER 3

Kevin Garnett moved past Jason Kidd (50,110) for third place on the NBA's career-minutes list.

### DECEMBER 3

Karl-Anthony Towns named Western Conference Rookie of the Month for November.

### DECEMBER 5

Kevin Garnett scored the 26,000th point of his career against Portland.

### DECEMBER 11

Kevin Garnett surpassed Karl Malone to become the NBA's all-time defensive rebound leader against Denver.

### DECEMBER 28

Andrew Wiggins scored his 2000th career point against San Antonio.

## 2016

### JANUARY 4

Karl-Anthony Towns named Western Conference Rookie of the Month for December.

### JANUARY 8

Andrew Wiggins recorded a career-high 35 points against Cleveland.

### JANUARY 23

Ricky Rubio moved past Pooh Richardson (1973) for second place on the Wolves' all-time assist chart against Memphis.



## WOLVES HISTORY

### FEBRUARY 2

Karl-Anthony Towns named Western Conference Rookie of the Month for January.

### FEBRUARY 4

Zach LaVine, Karl-Anthony Towns and Andrew Wiggins named to BBVA Rising Stars Challenge.

### FEBRUARY 4

Karl-Anthony Towns named as a participant for the 2016 Taco Bell Skills Challenge, becoming the first Timberwolves player to participate in the NBA All-Star Skills Challenge.

### FEBRUARY 4

Zach LaVine named as a participant for the 2016 Verizon Slam Dunk Contest as a part of NBA All-Star Saturday Night.

### FEBRUARY 10

Karl-Anthony Towns recorded his 30th double-double of the season, surpassing Kevin Love (29 in 2008-09) for the most double-doubles in a season by a Wolves rookie. Towns also set a new team-high for rookie 20p/10r performances (15) in the same night.

### FEBRUARY 13

Zach LaVine notched 30 points and is named MVP of the BBVA Rising Stars Challenge at NBA All-Star Weekend in Toronto.

### FEBRUARY 14

Karl-Anthony Towns won the Taco Bell Skills Challenge trophy, becoming the first big man in league history to win the contest.

### FEBRUARY 14

Zach LaVine won the Verizon Slam Dunk Contest at NBA All-Star Weekend in Toronto, becoming the first player in Wolves history to win the award in consecutive years (fourth in NBA history).

### MARCH 3

Karl-Anthony Towns named Western Conference Rookie of the Month for February. The Timberwolves become the first team to have two players win conference Rookie of the Month awards at least four times in consecutive seasons.

### MARCH 5

Minnesota shot a franchise record 68.4% (52-of-76) from the floor. It marked the highest FG% by any NBA team since the Clippers shot 69.3% vs. Toronto on Mar. 13, 1998.

### MARCH 25

Karl-Anthony Towns moved past Kevin Love (734) for first place on the Wolves rookie rebound chart.

### APRIL 3

Karl-Anthony Towns became the first rookie to collect at least 21 rebounds and nine assists in the same game since Elgin Baylor (Feb. 9, 1959) against Dallas. His 18 defensive rebounds marked a new club rookie record (previously Laettner, 17).

### APRIL 5

Karl-Anthony Towns overtook Kevin Garnett (131) for first place on the Wolves rookie block chart against Golden State.

### APRIL 5

Karl-Anthony Towns named Western Conference Rookie of the Month for March, becoming the first player in Wolves history to earn Kia NBA Rookie of the Month honors in five consecutive months.

### APRIL 7

Andrew Wiggins scored his 3000th career point at Sacramento.

### APRIL 11

Karl-Anthony Towns moved past Christian Laettner (1,475) for club rookie scoring record.

### APRIL 11

Karl-Anthony Towns named NBA Western Conference Player of the Week for the week of April 4-10, becoming the first rookie in the league to be named Player of the Week since Michael Carter-Williams in 2013-14.

### APRIL 13

Ricky Rubio named the winner of the first annual Flip Saunders Legacy Fund, an award which recognizes excellence in community service.

### APRIL 13

Minnesota set a new franchise single-game scoring record with 144 points against New Orleans (previously 143 vs. L.A. Lakers on Mar. 28, 2014). Minnesota's 80 points in the paint were the team's most in the last 20 years.

### APRIL 13

Karl-Anthony Towns finished the season as the seventh rookie in NBA history to average 18+ points, 10+ rebounds and 1.5+ blocks and shoot 50% or better from the field.

### APRIL 13

Following the final game of the season, the Timberwolves announced Sam Mitchell had been relieved of his interim head coaching duties and the team was initiating a search for both a new head coach and new head of basketball operations.

### APRIL 15

Karl-Anthony Towns named Western Conference Rookie of the Month, making him the eighth player since the award's inception in the 1981-82 season to win six consecutive Rookie of the Month honors.

### APRIL 20

Announced the team has agreed to terms with Tom Thibodeau as President of Basketball Operations/Head Coach, and Scott Layden as General Manager.

### MAY 9

Zach LaVine named NBA Cares Community Assist Award winner for the month of April. LaVine donated the \$10,000 award to the Flip Saunders Legacy Fund.

### MAY 16

Karl-Anthony Towns named the recipient of the Eddie Gottlieb trophy as the winner of the Kia NBA Rookie of the Year award. Towns became just the fifth unanimous NBA Rookie of the Year in the last 32 years, joining Damian Lillard (2012-13), Blake Griffin (2010-11), David Robinson (1989-90) and Ralph Sampson (1983-84).

### MAY 19

Karl-Anthony Towns named to the NBA All-Rookie First Team, receiving a unanimous 130 First Team votes.

### JUNE 7

Zach LaVine named to the 2016 USA Men's Select Team.

### JUNE 8

A ceremonial event to officially tip off the Target Center renovations took place and included remarks from Mayor Betsy Hodges, Timberwolves CEO Rob Moor, Target Center general manager Steve Mattson and council member Lisa Goodman.

### JUNE 17

Rob Moor stepped down as Timberwolves and Lynx CEO.

### JUNE 23

Selected Providence guard Kris Dunn (first round, 5th overall) in the 2016 NBA Draft.

### JUNE 29

Announced new minority team owners and limited partners in Lizhang (John) Jiang, founder and chairman of Shanghai Double-Edged Sports Company in China, and Meyer Orbach, chairman of the Orbach Group in New York City. Mr. Jiang became the first Chinese citizen to have an ownership stake in an NBA team.

### JULY 11

Ethan Casson named Chief Executive Officer of the Minnesota Timberwolves and Lynx.

### SEPTEMBER 23

Forward Kevin Garnett announced his retirement after 21 seasons in the NBA, including 13+ seasons with the Timberwolves. Garnett retired as the Wolves' all-time leader in numerous categories, including games played (970), minutes (36,189), points (19,201), rebounds (10,718), blocked shots (1,590), assists (4,216), steals (1,315), double-doubles (607) and triple-doubles (16).

### SEPTEMBER 25

Announced center Nikola Peković will be sidelined for the entire 2016-17 season due to recurring pain in his right ankle.

### OCTOBER 23

Exercised the 2017-18 contract options on guards Tyus Jones and Zach LaVine, center Karl-Anthony Towns and forward Andrew Wiggins.

### NOVEMBER 13

Andrew Wiggins finished with a career-high 47 points against the Los Angeles Lakers. The scoring total was his first 40+ point effort in his career.

### DECEMBER 11

Karl-Anthony Towns scored his 2000th point vs. Golden State.

### DECEMBER 28

Ricky Rubio scored his 3000th point and dealt his 2500th assist at Denver.

### 2017

### JANUARY 22

Andrew Wiggins tallied his 4000th point and finished with 24 points vs. Denver.

### JANUARY 23

Timberwolves owner Glen Taylor and the NBA G League announced a letter of intent from Taylor to purchase majority ownership in the NBA G League's Iowa Energy.

### JANUARY 26

Karl-Anthony Towns named to BBVA Rising Stars Challenge.

### FEBRUARY 4

Announced guard Zach LaVine would be sidelined for the remainder of the 2016-17 season due to a torn ACL (anterior cruciate ligament).

### FEBRUARY 14

Andrew Wiggins led all scorers with 40 points in the victory at Denver, becoming just the second player in Wolves history to tally 40+ in consecutive games (Kevin Love, Apr. 13-14, 2014).

### MARCH 4

Ricky Rubio registered his fifth career triple-double at San Antonio; the 13 rebounds equaled his career best.

### MARCH 8

Karl-Anthony Towns collected his 100th career double-double vs. the L.A. Clippers, becoming the 2nd-youngest player in NBA history to reach 100 (Dwight Howard).

### MARCH 10

The Timberwolves set a Target Center attendance record vs. Golden State (20,412), surpassing the previous high (20,391 vs. LAL, 3/12/04).



## WOLVES HISTORY

### MARCH 15

Karl-Anthony Towns saw his run of scoring 20+ in 21 consecutive games, the longest such streak in club history end at Boston.

### MARCH 15

Ricky Rubio finished with 23 points at Boston, becoming the first Wolves point guard to net 20+ points in four straight games since Sam Cassell in Feb. 2004.

### MARCH 20

The NBA announced that the NBA Global Games China 2017 will include two preseason games between the Minnesota Timberwolves and the Golden State Warriors.

### MARCH 30

Andrew Wiggins passed Christian Laettner (4759) for 7th on the Wolves' all-time scoring list vs. the L.A. Lakers.

### APRIL 11

The Minnesota Timberwolves unveiled the team's new logo in a halftime ceremony at the season finale vs. Oklahoma City.

### APRIL 12

Karl-Anthony Towns became the first player in NBA history to record 2000 points, 1000 rebounds and 100 made three-pointers in a season.

### MAY 3

The Timberwolves announced the final sale of majority ownership in the Iowa Energy to Glen Taylor.

### MAY 30

The Minnesota Timberwolves unveiled the new name and identity for their recently acquired NBA G League Affiliate in Des Moines. The team, formerly the Iowa Energy, has been renamed the Iowa Wolves.

### JUNE 20

The Timberwolves announced a multi-year partnership with Fitbit, naming the company the "Official Wearable" and "Official Sleep Tracker" of the Minnesota Timberwolves, Minnesota Lynx and Iowa Wolves in a partnership that extends to the court, arena, back-office and fans. Fitbit's logo will appear on Timberwolves player uniforms beginning with the 2017-18 season as the team's jersey patch partner, as well as on the Iowa Wolves jerseys.

### JUNE 22

Timberwolves acquire three-time NBA All-Star and 2016-17 All-NBA Third Team Selection Jimmy Butler, along with the draft rights to Justin Patton, from the Chicago Bulls in exchange for guards Zach LaVine, Kris Dunn and the draft rights to Lauri Markkanen.

### JUNE 29

Timberwolves introduce Jimmy Butler to Minnesota with a press conference at the Mall of America Rotunda.

### JULY 14

Rod Johnson, the in-arena voice of the Minnesota Timberwolves for the past 21 years, announced he has stepped down as their public address announcer.

### AUGUST 10

Unveiled a portion of their new uniform designs, which would be worn by the team beginning with the 2017-18 season. The uniform looks were created through a collaborative effort between the Timberwolves and Mississippi-based design expert Rodney Richardson of RARE Design.

### SEPTEMBER 18

Chris Wright was named CEO of the Minnesota United FC, stepping down as President of the Timberwolves and Lynx after 26 years in a variety of executive roles.

### OCTOBER 12

Held a ceremonial ribbon cutting for the newly renovated Target Center, featuring Minneapolis Mayor Betsy Hodges, Council Member Lisa Goodman, Timberwolves & Lynx CEO Ethan Casson, Timberwolves & Lynx Chief Strategy Officer Ted Johnson, Target Center Vice President & General Manager Steve Mattson and Target Senior Vice President of Marketing William White.

### OCTOBER 17

The Timberwolves announced the hiring of Shawn Parker as the team's public address announcer.

### NOVEMBER 20

The NBA named forward/center Karl-Anthony Towns as the Western Conference Player of the Week for games played from Monday, Nov. 13 through Sunday, Nov. 19. Towns posted averages of 20.3 points, 12.3 rebounds and 2.0 assists in leading Minnesota to a 3-1 week, which included a three-game winning streak that featured wins at Utah, vs. San Antonio and at Dallas.

### 2018

### JANUARY 23

Jimmy Butler and Karl-Anthony Towns were named Western Conference All-Stars by the NBA, becoming the 6th and 7th Wolves players to earn NBA All-Star honors, joining Tom Gugliotta, Kevin Garnett, Wally Szczerbiak, Sam Cassell and Kevin Love. Butler and Towns became the fourth pair of teammates to be named NBA All-Stars in the same year in Wolves history (Garnett/Gugliotta, 1997; Garnett/Szczerbiak, 2002; Garnett/Cassell, 2004).

### FEBRUARY 15

Held "Flip Saunders Night" at Target Center, unveiling a permanent banner in Target Center to honor the memory of Flip and making a donation by the Timberwolves Fast Break Foundation to the Flip Saunders Legacy Fund. All fans in attendance received a Flip Saunders commemorative coin.

### MARCH 9

Chief Financial Officer/Executive Vice President Roger Griffith announced his resignation effective April 15. Pete Stene, formerly Vice President of Finance, was announced as being promoted to the role of Chief Financial Officer upon Griffith's departure.

### APRIL 11

Minnesota defeated Denver 112-106 in overtime in the last regular season game of the season, clinching the eighth seed in the Western Conference playoffs to snap a 13-year playoff drought. A sellout crowd of 18,978 attended the regular season finale, Minnesota's 16th home sellout of the season, the most by the franchise in a single season since the 1991-92 campaign.

### APRIL 16

Amile Jefferson named to the 2017-18 All-NBA G League All-Rookie First Team, All-NBA G League All-Defensive First Team and All-NBA G League Second Team.

### MAY 23

The NBA named guard/forward Jimmy Butler named to the 2017-18 NBA All-Defensive Second Team, marking the fourth such honor of Butler's career after previously earning NBA All-Defensive Second Team honors in 2014, 2015 and 2016 with the Chicago Bulls.

### MAY 24

The NBA named Jimmy Butler and Karl-Anthony Towns both to the All-NBA Third Team. It was the second such honor of Butler's career and first for Towns. Butler and Towns became the fourth and fifth players in franchise history to be named to an All-NBA team (Kevin Garnett 8x, Kevin Love 2x, Sam Cassell). It also marked the second time in club history that two Timberwolves have been named to All-NBA Teams in the same season (2003-04, Garnett First Team and Cassell Second Team).

### JUNE 25

Minnesota Timberwolves and Lynx announced the hiring of Mike Grahl as Chief Marketing Officer.

### AUGUST 15

The NBA 2K League today announced the addition of a Minnesota Timberwolves affiliate team, which will compete beginning with the 2019 season. Minnesota joins the affiliates of the Atlanta Hawks, Brooklyn Nets and Los Angeles Lakers in signing on for the league's second season, bringing the total number of teams to 21.

### SEPTEMBER 14

The Minnesota Timberwolves and Lynx announced that Sianneh Mulbah was promoted to the position of Chief People Officer. Mulbah previously held the title of Vice President of Human Resources for two years.

### SEPTEMBER 21

The Minnesota Timberwolves announced additions to the team's coaching staff for the upcoming season, naming Malik Allen and Larry Greer as Assistant Coaches, Pat Zipfel as Advance Scout, and Brian Randle as Assistant Video Coordinator. The team also announced it had promoted Daisuke Yoshimoto to Special Assistant to the President of Basketball Operations/Player Development Coach, Steve Molina to Video Coordinator and Kwadzo Ahelegbe to Assistant Video Coordinator.

### SEPTEMBER 23

Announced the team has signed All-NBA center Karl-Anthony Towns to a multi-year contract extension. Selected No. 1 overall in the 2015 NBA Draft by the Wolves, Towns became the first player in NBA history to accumulate 5,000+ points, 2,500+ rebounds and 250+ 3-pointers over his first three seasons in the NBA.

### SEPTEMBER 25

The team announced the name of its NBA 2K League affiliate: "T-Wolves Gaming"

### OCTOBER 2

Minnesota announced additions to the team's basketball staff for the upcoming season, promoting Todd Checovich to Scout/General Manager of the Iowa Wolves, Nick Restifo to Senior Basketball Operations Analyst and Troy Sutton to Head Strength and Conditioning Coach. The team has also named Cole Fisher as Basketball Operations Analyst, Kurt Joseph as Assistant Strength and Conditioning Coach and Danny Wilson as Assistant Equipment Manager.



## TEAM NAME & LOGO HISTORY

### HOW MINNESOTA'S TEAM BECAME THE TIMBERWOLVES

Minnesota's expansion team was officially dubbed the "Timberwolves" in December of 1986, nearly three years before the first game would be played on Nov. 3, 1989, and four months before the NBA officially granted Minnesota a team. After original owners Harvey Ratner and Marv Wolfenson submitted a formal expansion proposal to the NBA Board of Governors in October of 1986, they held a "Name the Team" contest that drew 6,076 entries from across the state featuring 1,284 different proposed nicknames. The two most common submissions, Timberwolves and Polars, were deemed finalists and the 842 city councils in Minnesota were asked to submit their vote for the winner. "Timberwolves" was selected by a 2-to-1 margin. Timberwolves was a fitting name for Minnesota's new team, as the state is home to the largest wolf population in the U.S. and the International Wolf Center, a comprehensive wolf research facility, is located in Ely, Minnesota.



### 1989-90 THROUGH 1995-96 SEASONS

Similar to the naming contest, the Timberwolves held a public contest to select the team's first logo. After receiving over 2,600 submissions, some coming from as far away as Alaska and Norway, the team settled on a design submitted by Mark Thompson of Austin, Minn. Original Team President Bob Stein described the winning submission as "aggressive, but not sinister." The logo was first unveiled to the public on an oversized \$20,000 check that the team donated to the United Way on Sept. 17, 1987.

primary



secondary



### 1996-97 THROUGH 2007-08 SEASONS

Amid a display of lasers and smoke at the Mall of America's main rotunda, the Wolves turned the page on the franchise's expansion days by unveiling this new look on May 18, 1996. Owner Glen Taylor described the new logo, designed by L.A.-based Mednick Design Group, as "a step towards being more competitive, more aggressive." The new design featured a metallic color scheme and a more ferocious, intimidating wolf.

primary



secondary



### 2008-09 THROUGH 2015-16 SEASONS

In honor of the Timberwolves' 20th season of play, the team's logo underwent a facelift to usher in a new era of Wolves basketball. Designed with assistance from adidas, the new version features a white accent on the face of the wolf along with a sleeker look for the tree line and text. Beginning with the 2008-09 season, the Wolves also feature a new secondary logo depicting a wolf howling at the moon with a basketball in the background. The inclusion of the basketball pays homage to the original Wolves logo, which also featured a basketball background.

Global



Primary



### A NEW ERA

On April 11th, 2017, the Timberwolves unveiled their new logo – just the second major overhaul of brand identity in franchise history. Created by Mississippi-based design expert Rodney Richardson of RARE Designs, the new logo features a howling wolf facing forward, the iconic North Star and the new Timberwolves wordmark featuring the Team Rune "A." The logo's color scheme reflects a sense of place, with each color in the palette tied to a part of the Minnesota landscape. Colors include Midnight Blue, Aurora Green, Frost White, Moonlight Grey and Lake Blue.





# RECORDS



## WOLVES INDIVIDUAL RECORDS

### MOST POINTS

Career:	19,201	Kevin Garnett	1995-2007, 2014-16
Season:	2,061	Karl-Anthony Towns	2016-17
Game:	56	Karl-Anthony Towns	vs. Atlanta, 3/28/18
Half:	37	Mo Williams	@ Indiana (2nd), 1/13/15
Quarter:	24	Chauncey Billups	@ Dallas (3rd), 2/19/02
Overtime:	12	Jimmy Butler	vs. Denver, 12/27/17

### MOST FIELD GOALS MADE

Career:	7,647	Kevin Garnett	1995-2007, 2014-16
Season:	804	Kevin Garnett	2003-04
Game:	19	Most recently: Karl-Anthony Towns	vs. Atlanta, 3/28/18
Half:	13	Kevin Garnett	vs. Sacramento (1st), 2/7/01
Quarter:	9	Most recently: Thaddeus Young	@ Washington (3rd), 12/16/14
Overtime:	4	Most recently: J.J. Barea	@ Oklahoma City (2nd), 3/23/12

### MOST CONSECUTIVE FIELD GOALS MADE

13	Felton Spencer	11/7/90 to 11/13/90;
	Kevin Garnett	12/3/97 to 12/5/97;
	Kevin Garnett	2/3/06 to 2/4/06

### MOST FIELD GOALS ATTEMPTED

Career:	15,560	Kevin Garnett	1995-2007, 2014-16
Season:	1,611	Kevin Garnett	2003-04
Game:	33	Kevin Garnett	vs. New Jersey, 2/20/00;
		Mo Williams	@ Indiana, 1/13/15;
		Jimmy Butler	vs. Philadelphia, 12/12/17 (OT)
Half:	21	Mo Williams	@ Indiana (2nd), 1/13/15
Quarter:	13	Rasho Nesterovic	vs. San Antonio (1st), 11/24/01;
		Kevin Love	vs. Golden State (1st), 4/4/12;
		Jimmy Butler	vs. Philadelphia (4th), 12/12/17

### HIGHEST FIELD-GOAL PERCENTAGE

Career:	.577	(425-737) Taj Gibson	2017-18
Season:	.577	(425-737) Taj Gibson	2017-18
Game:	.923	(12-13) Kevin Garnett	@ Portland, 2/3/06
Half:	1.000	(9-9) Kevin Garnett	vs. Dallas (1st), 3/21/01
Quarter:	1.000	(8-8) Al Jefferson	@ Charlotte (3rd), 4/8/08;
		(8-8) Al Jefferson	vs. Memphis (4th), 2/6/10;
		(8-8) Karl-Anthony Towns	vs. New York (1st), 11/30/16

### MOST THREE-POINT FIELD GOALS MADE

Career:	465	Anthony Peeler	1998-2003
Season:	190	Kevin Love	2013-14
Game:	8	Stephon Marbury	@ Seattle, 12/23/97;
		Kevin Love	@ San Antonio, 12/13/13
Half:	6	Most recently: Mo Williams	@ Indiana (2nd), 1/13/15
Quarter:	6	James Robinson	@ Cleveland (4th), 12/30/96
Overtime:	2	Most recently: Zach LaVine	@ Washington (1st), 3/25/16

### MOST CONSECUTIVE THREE-POINT FIELD GOALS MADE

10	Karl-Anthony Towns	2/1/18 to 2/7/18
----	--------------------	------------------

### MOST CONSECUTIVE GAMES WITH A THREE-POINT FIELD GOAL

33	Corey Brewer	1/8/10 to 3/17/10
----	--------------	-------------------

### MOST THREE-POINT FIELD GOALS ATTEMPTED

Career:	1,226	Anthony Peeler	1998-2003
Season:	505	Kevin Love	2013-14
Game:	15	Eddie Griffin	@ Philadelphia, 12/8/04
Half:	11	Eddie Griffin	@ Philadelphia (1st), 12/8/04
Quarter:	9	Shane Heal	vs. Seattle (4th), 11/27/96

### HIGHEST THREE-POINT FIELD-GOAL PERCENTAGE

Career:	.461	(146-317) Fred Hoiberg	2003-05
Season:	.483	(70-145) Fred Hoiberg	2004-05
Game:	1.000	(6-6) Chuck Person	vs. Miami, 2/10/93

### MOST FREE THROWS MADE

Career:	3,743	Kevin Garnett	1995-2007, 2014-16
Season:	520	Kevin Love	2013-14
Game:	19	Kevin Love	@ Milwaukee, 12/27/11
Half:	15	Tony Campbell	vs. L.A. Clippers (2nd), 3/8/90
Quarter:	13	Kevin Love	@ Milwaukee (1st), 12/27/11
Overtime:	7	Jimmy Butler	vs. Denver, 12/27/17

### MOST CONSECUTIVE FREE THROWS MADE

97	Micheal Williams	3/24/93 to 11/9/93
----	------------------	--------------------

### MOST FREE THROWS ATTEMPTED

Career:	4,806	Kevin Garnett	1995-2007, 2014-16
Season:	633	Kevin Love	2013-14
Game:	24	Kevin Love	@ Milwaukee, 12/27/11
Half:	22	Tony Campbell	vs. L.A. Clippers (2nd), 3/8/90
Quarter:	15	Ricky Davis	vs. Memphis (4th), 2/26/06;
		Kevin Love	@ Milwaukee (1st), 12/27/11;
		Andrew Wiggins	vs. L.A. Lakers (4th), 11/13/16
Overtime:	9	Jimmy Butler	vs. Denver, 12/27/17

### HIGHEST FREE-THROW PERCENTAGE

Career:	.895	(504-563) Terrell Brandon	1999-2002
Season:	.907	(419-462) Micheal Williams	1992-93
Game:	1.000	(16-16) Tony Campbell	vs. Utah, 12/17/89;
		(16-16) Micheal Williams	vs. Indiana, 4/7/93

### MOST REBOUNDS

Career:	10,718	Kevin Garnett	1995-2007, 2014-16
Season:	1,139	Kevin Garnett	2003-04
Game:	31	Kevin Love	vs. New York, 11/12/10
Half:	22	Kevin Love	vs. New York (2nd), 11/12/10
Quarter:	15	Kevin Love	vs. New York (3rd), 11/12/10
Overtime:	5	Most recently: Karl-Anthony Towns	@ Chicago, 11/7/15

### MOST OFFENSIVE REBOUNDS

Career:	2,588	Kevin Garnett	1995-2007, 2014-16
Season:	330	Kevin Love	2010-11
Game:	12	Al Jefferson	vs. Phoenix, 11/26/08;
		Kevin Love	vs. New York, 11/12/10
Half:	9	Kevin Love	vs. New York (2nd), 11/12/10
Quarter:	6	Most recently: Nikola Pekovic	vs. Portland (1st), 3/7/15



## WOLVES INDIVIDUAL RECORDS

### MOST DEFENSIVE REBOUNDS

Career:	8,130	Kevin Garnett	1995-2007, 2014-16
Season:	894	Kevin Garnett	2003-04
Game:	23	Kevin Garnett	@ Sacramento, 12/5/03 (OT);
		Kevin Garnett	vs. Orlando, 1/12/05;
		Al Jefferson	@ Houston, 1/13/10 (3OT)
Half:	14	Kevin Garnett	vs. Orlando (2nd), 1/12/05
Quarter:	10	Kevin Garnett	vs. Sacramento (1st), 2/19/04;
		Kevin Love	vs. New York (3rd), 11/12/10

### MOST ASSISTS

Career:	4,216	Kevin Garnett	1995-2007, 2014-16
Season:	734	Pooh Richardson	1990-91
Game:	19	Ricky Rubio	vs. Washington, 3/13/17
Half:	14	Pooh Richardson	@ Washington (1st), 3/13/92
Quarter:	10	Most recently: Ricky Rubio	vs. Washington (1st), 3/13/17
Overtime:	4	Malik Sealy	vs. Toronto, 3/26/00;
		Kevin Garnett	vs. Atlanta, 4/4/00

### MOST BLOCKED SHOTS

Career:	1,590	Kevin Garnett	1995-2007, 2014-16
Season:	178	Kevin Garnett	2003-04
Game:	9	Randy Breuer	vs. Orlando, 4/13/90;
		Rasho Nesterovic	@ Dallas, 3/10/03
Half:	7	Rasho Nesterovic	vs. Sacramento (1st), 2/7/01
Quarter:	6	Rasho Nesterovic	vs. Sacramento (1st), 2/7/01
Overtime:	3	Kevin Garnett	@ New Jersey, 3/24/00

### MOST STEALS

Career:	1,315	Kevin Garnett	1995-2007, 2014-16
Season:	190	Ricky Rubio	2013-14
Game:	8	Most recently: Ricky Rubio	@ New York, 12/16/15
Half:	7	Tom Gugliotta	@ Portland (1st), 2/21/95
Quarter:	7	Tom Gugliotta	@ Portland (2nd), 2/21/95
Overtime:	2	Terry Porter	@ Houston, 1/16/98;
		Ricky Davis	vs. Denver, 2/24/06

### MOST PERSONAL FOULS

Career:	2,437	Kevin Garnett	1995-2007, 2014-16
Season:	338	Sam Mitchell	1990-91
Game:	6	Several times	
Half:	6	Most recently: Gorgui Dieng	vs. San Antonio (2nd), 3/21/17
Quarter:	6	Gerald Glass	@ Phoenix (4th), 12/19/90;
		Doug West	@ Washington (4th), 2/17/94;
		Andrae Patterson	@ Seattle (4th), 4/21/99
Overtime:	5	Sam Mitchell	@ Golden State, 1/5/96

### MOST DISQUALIFICATIONS (6 FOULS)

Career:	31	Felton Spencer	1990-93
Season:	14	Felton Spencer	1990-91

### MOST TURNOVERS

Career:	2,404	Kevin Garnett	1995-2007, 2014-16
Season:	293	Tom Gugliotta	1996-97
Game:	10	Christian Laettner	@ Phoenix, 4/14/93;
		Christian Laettner	vs. Golden State, 2/27/94
Half:	8	Chuck Person	@ Denver (1st), 1/25/93
Quarter:	6	Most recently: Micheal Williams	@ Atlanta (1st), 3/19/93
Overtime:	3	Tyrone Corbin	@ New Jersey, 3/20/91

### MOST GAMES PLAYED

Career:	970	Kevin Garnett	1995-2007, 2014-16
Season:	82	Most recently: Taj Gibson	2017-18
		Tyus Jones	2017-18
		Karl-Anthony Towns	2017-18
		Andrew Wiggins	2017-18
Consecutive:	351	Kevin Garnett	2/21/02 thru 4/7/06

### MOST GAMES STARTED

Career:	933	Kevin Garnett	1995-2007, 2014-16
Season:	82	Tyrone Corbin	1990-91;
		Pooh Richardson	1990-91 and 1991-92;
		Kevin Garnett	1997-98, 2002-03, 2003-04 and 2004-05;
		Wally Szczerbiak	2000-01 and 2001-02;
		Rasho Nesterovic	2001-02;
		Latrell Sprewell	2003-04;
		Al Jefferson	2007-08;
		Corey Brewer	2009-10;
		Luke Ridnour	2012-13;
		Ricky Rubio	2013-14;
		Andrew Wiggins	2014-15, 2016-17 and 2017-18;
		Karl-Anthony Towns	2015-16, 2016-17 and 2017-18;
		Gorgui Dieng	2016-17
		Taj Gibson	2017-18
Consecutive:	351	Kevin Garnett	2/21/02 thru 4/7/06

### MOST MINUTES PLAYED

Career:	36,190	Kevin Garnett	1995-2007, 2014-16
Season:	3,321	Kevin Garnett	2002-03
Game (Reg.):	48	Most recently: J.J. Barea	vs. Golden State, 4/22/12
Game (OT):	58	Sam Mitchell	vs. Philadelphia, 2/3/91 (2OT)
Consecutive:	181	Tyrone Corbin	4/13/90 to 4/20/90
			(From start of 3rd quarter 4/13 vs. Orlando
			until 10:48 of 2nd quarter 4/20 @ Utah)



## WOLVES TEAM HIGHS

### MOST POINTS

Season:	8,980	2017-18	
Game:	144	vs. New Orleans	4/13/16
1st Half:	77	@ Golden State	4/1/95
2nd Half:	74	@ Utah	11/24/97
1st Quarter:	47	@ L.A. Lakers	11/10/13
2nd Quarter:	46	vs. Charlotte	4/19/92
3rd Quarter:	42	@ Houston	1/30/12
4th Quarter:	46	vs. New Jersey	12/26/97
Overtime:	19	Most recently: @ Charlotte	12/3/16

### MOST FIELD GOALS MADE

Season:	3,366	1991-92	
Game:	56	vs. New Orleans	4/13/16
Half:	31	vs. Denver (1st)	4/4/91
Quarter:	19	vs. Charlotte (2nd)	4/19/92
Overtime:	7	Most recently: @ Charlotte	12/3/16

### MOST FIELD GOALS ATTEMPTED

Season:	7,342	1991-92	
Game:	112	vs. Philadelphia	12/13/91
Half:	62	@ San Antonio (2nd)	2/6/99
Quarter:	35	vs. Philadelphia (4th)	12/13/91
Overtime:	16	vs. Sacramento	11/5/03

### HIGHEST FIELD-GOAL PERCENTAGE

Season:	.476	(3,365-7,063) 2017-18	
Game:	.684	(52-76) vs. Brooklyn	3/5/16
Half:	.743	(26-35) vs. L.A. Lakers (1st)	12/20/89
Quarter:	.857	(12-14) vs. Phoenix (2nd)	12/13/97
Overtime:	1.000	(5-5) vs. Toronto	3/26/00

### MOST THREE-POINT FIELD GOALS MADE

Season:	658	2017-18	
Game:	19	@ Cleveland	2/7/18 (OT)
	18	vs. Cleveland	12/4/10
Half:	12	@ Detroit (2nd)	3/26/13
Quarter:	8	@ Cleveland (4th)	12/30/96;
		@ Portland (1st)	3/3/12
Overtime:	3	@ Detroit	1/15/07

### MOST THREE-POINT FIELD GOALS ATTEMPTED

Season:	1,845	2017-18	
Game:	36	@ Oklahoma City	3/23/12 (2OT);
		vs. Brooklyn	11/22/13
Half:	20	@ Detroit (2nd)	3/26/13;
		vs. Brooklyn (2nd)	11/22/13

### HIGHEST THREE-POINT FIELD-GOAL PERCENTAGE

Season:	.378	(396-1,047) 2001-02	
Game:	1.000	(2-2) Most recently: @ Milwaukee	12/14/91

### MOST FREE THROWS MADE

Season:	1,824	1994-95	
Game:	52	@ Denver	3/3/14
Half:	32	vs. Boston (2nd)	1/21/98
Quarter:	23	vs. Utah (4th)	4/12/04
Overtime:	13	vs. Memphis	12/29/08

### MOST FREE THROWS ATTEMPTED

Season:	2,355	1994-95	
Game:	64	@ Denver	3/3/14
Half:	38	vs. Dallas (2nd)	11/12/93
Quarter:	28	vs. Utah (4th)	4/12/04
Overtime:	13	vs. Memphis	12/29/08;
		@ Golden State	4/5/16

### HIGHEST FREE-THROW PERCENTAGE

Season:	.804	(1,592-1,980) 2017-18	
Game:	1.000	(31-31) @ Memphis	2/19/16

### MOST REBOUNDS

Season:	3,669	2013-14	
Game:	66	vs. Indiana	3/9/11
Half:	42	@ Phoenix (1st)	4/1/05

### MOST OFFENSIVE REBOUNDS

Season:	1,275	1990-91	
Game:	28	@ L.A. Clippers	2/15/91;
		vs. L.A. Lakers	3/16/99
Half:	19	@ Denver (2nd)	1/21/91

### MOST DEFENSIVE REBOUNDS

Season:	2,645	2003-04	
Game:	50	vs. Indiana	3/9/11
Half:	28	@ Phoenix (1st)	4/1/05;
		vs. Indiana (1st)	3/9/11

### MOST ASSISTS

Season:	2,205	1999-2000	
Game:	43	vs. Chicago	4/13/03
Half:	25	vs. Chicago (2nd)	4/13/03
Quarter:	15	Most recently: vs. Chicago (3rd)	4/13/03
Overtime:	6	vs. Atlanta	4/4/00

### MOST BLOCKED SHOTS

Season:	557	1996-97	
Game:	16	vs. Philadelphia	12/13/91
Half:	11	vs. Sacramento (1st)	2/7/01
Quarter:	8	vs. Sacramento (1st)	2/7/01
Overtime:	4	@ Denver	2/20/12

### MOST STEALS

Season:	789	1989-90	
Game:	17	Most recently: vs. Atlanta	3/26/14
Half:	13	vs. New Jersey (2nd)	10/28/09
Quarter:	8	Most recently: vs. L.A. Clippers (3rd)	11/12/16
Overtime:	3	Most recently: @ Miami	10/30/17

### MOST PERSONAL FOULS

Season:	2,074	1994-95	
Game:	37	@ Utah	11/24/97 (OT)
	36	vs. San Antonio	3/24/95;
		@ Utah	3/2/02
Half:	25	@ Phoenix (2nd)	3/14/00
Quarter:	18	@ Cleveland (4th)	12/30/96
Overtime:	8	Most recently: vs. Philadelphia	12/12/17

### MOST DISQUALIFICATIONS (6 FOULS)

Season:	35	1990-91	
Game:	4	@ Detroit	1/8/00

### MOST TURNOVERS

Season:	1,478	1993-94	
Game:	29	@ New Jersey	11/4/02;
		@ Memphis	10/30/10
Half:	19	@ Vancouver (2nd)	4/3/96
Quarter:	11	Most recently: @ Utah (3rd)	1/28/11
Overtime:	5	@ New Jersey	3/20/91





## WOLVES TEAM LOWS

### FEWEST POINTS

Season:	7,522	2005-06	
Game:	61	@ New Jersey	10/31/03
1st Half:	26	@ Houston	1/17/04
2nd Half:	21	vs. Golden State	12/11/99
1st Quarter:	8	Most recently: vs. Phoenix	4/11/09
2nd Quarter:	8	Most recently: vs. Memphis	12/29/08
3rd Quarter:	7	vs. Golden State	12/11/99
4th Quarter:	7	vs. L.A. Lakers	12/20/06
Overtime:	2	vs. Sacramento	12/23/92;
		vs. Denver (2nd)	1/3/95

### FEWEST FIELD GOALS MADE

Season:	2,792	1994-95	
Game:	22	vs. Atlanta	4/12/97
Half:	7	vs. Philadelphia (2nd)	2/20/13
Quarter:	1	Most recently: vs. L.A. Clippers (4th)	3/2/15
Overtime:	1	Most recently: @ Orlando	11/7/14

### FEWEST FIELD GOALS ATTEMPTED

Season:	6,219	1994-95	
Game:	59	@ Utah	12/1/94
Half:	24	vs. Utah (2nd)	4/12/04
Quarter:	9	vs. Utah (4th)	4/12/04
Overtime:	4	Most recently: vs. Memphis	12/29/08

### LOWEST FIELD-GOAL PERCENTAGE

Season:	.425	(1,838-4,327) 1998-99	
Game:	.293	(24-82) vs. Miami	12/7/13
Half:	.190	(8-42) vs. Atlanta (2nd)	2/25/96
Quarter:	.063	(1-16) vs. Memphis (2nd)	12/29/08
Overtime:	.100	(1-10) vs. Washington	11/13/91

### FEWEST THREE-POINT FIELD GOALS MADE

Season:	73	1989-90	
Game:	0	Most recently: @ Houston	1/11/08

### FEWEST THREE-POINT FIELD GOALS ATTEMPTED

Season:	294	1989-90	
Game:	0	Most recently: @ Dallas	1/12/94

### LOWEST THREE-POINT FIELD-GOAL PERCENTAGE

Season:	.248	(73-294) 1989-90	
Game:	.000	Most attempted without a make: 12, vs. Indiana	2/17/95

### FEWEST FREE THROWS MADE

Season:	1,246	2007-08	
Game:	2	vs. Portland	2/7/96;
		vs. Phoenix	2/2/05
Half:	0	Most recently: @ Orlando (2nd)	12/17/12

### FEWEST FREE THROWS ATTEMPTED

Season:	1,693	2007-08	
Game:	5	vs. Portland	2/7/96;
		vs. Phoenix	2/2/05
Half:	0	Most recently: @ Orlando (2nd)	12/17/12

### LOWEST FREE-THROW PERCENTAGE

Season:	.735	(1,531-2,082) 1990-91	
Game:	.308	(4-13) vs. Houston	11/25/90

### FEWEST REBOUNDS

Season:	2,973	1994-95	
Game:	22	Most recently: @ L.A. Lakers	12/2/05
Half:	8	Most recently: @ L.A. Lakers (1st)	12/2/05

### FEWEST OFFENSIVE REBOUNDS

Season:	811	2005-06	
Game:	2	@ Utah	3/2/18
Half:	0	Most recently: @ Utah (2nd)	11/13/17

### FEWEST DEFENSIVE REBOUNDS

Season:	2,053	1989-90	
Game:	15	Most recently: vs. Cleveland	12/15/95
Half:	4	Most recently: @ L.A. Lakers (1st)	12/2/05

### FEWEST ASSISTS

Season:	1,290	2011-12	
Game:	6	@ L.A. Clippers	12/10/96
Half:	1	@ Portland (2nd)	4/4/95
Quarter:	0	Most recently: @ Portland (4th)	4/6/17

### FEWEST BLOCKED SHOTS

Season:	296	2013-14	
Game:	0	Most recently: @ Utah	3/2/18

### FEWEST STEALS

Season:	460	2004-05	
Game:	0	@ San Antonio	3/18/04;
		vs. Boston	2/6/05;
		vs. New Orleans	2/8/16

### FEWEST PERSONAL FOULS

Season:	1,504	2013-14	
Game:	9	@ Dallas	11/30/13
Half:	2	@ San Antonio (1st)	12/13/06
Quarter:	0	Most recently: @ Portland (1st)	1/24/18

### FEWEST TURNOVERS

Season:	1,021	2017-18	
Game:	4	Most recently: vs. L.A. Lakers	1/29/12
Half:	0	@ Portland (1st)	2/27/05;
		@ L.A. Lakers (2nd)	4/6/18



## WOLVES ROOKIE RECORDS

### MOST POINTS

Season: 1,503 Karl-Anthony Towns 2015-16  
Game: 37 Zach LaVine @ Golden State, 4/11/15

### MOST FIELD GOALS MADE

Season: 625 Karl-Anthony Towns 2015-16  
Game: 15 Isaiah Rider @ L.A. Clippers, 12/17/93

### MOST FIELD GOALS ATTEMPTED

Season: 1,153 Karl-Anthony Towns 2015-16  
Game: 27 Isaiah Rider vs. L.A. Lakers, 3/13/94

### HIGHEST FIELD-GOAL PERCENTAGE

Season: .542 (625-1,153) Karl-Anthony Towns 2015-16

### MOST THREE-POINT FIELD GOALS MADE

Season: 103 Wes Johnson 2010-11  
Game: 6 Stephon Marbury vs. New Jersey, 4/2/97;  
Wes Johnson vs. New Orleans, 12/27/10;  
Zach LaVine @ Golden State, 4/11/15

### MOST THREE-POINT FIELD GOALS ATTEMPTED

Season: 289 Wes Johnson 2010-11  
Game: 12 Rashad McCants @ Toronto, 3/24/06

### MOST FREE THROWS MADE

Season: 462 Christian Laettner 1992-93  
Game: 18 Christian Laettner vs. Sacramento, 2/18/93

### MOST FREE THROWS ATTEMPTED

Season: 553 Christian Laettner 1992-93  
Game: 20 Christian Laettner vs. Sacramento, 2/18/93

### HIGHEST FREE-THROW PERCENTAGE

Season: .854 (164-192) Randy Foye 2006-07

### MOST REBOUNDS

Season: 857 Karl-Anthony Towns 2015-16  
Game: 21 Gorgui Dieng @ Houston, 3/20/14;  
Karl-Anthony Towns vs. Dallas, 4/3/16

### MOST OFFENSIVE REBOUNDS

Season: 274 Kevin Love 2008-09  
Game: 11 Felton Spencer vs. L.A. Clippers, 12/11/90

### MOST DEFENSIVE REBOUNDS

Season: 629 Karl-Anthony Towns 2015-16  
Game: 18 Karl-Anthony Towns vs. Dallas, 4/3/16

### MOST ASSISTS

Season: 554 Pooh Richardson 1989-90  
Game: 17 Stephon Marbury vs. Milwaukee, 4/18/97

### MOST STEALS

Season: 133 Pooh Richardson 1989-90  
Game: 6 Most recently: Ricky Rubio @ New Jersey, 2/3/12

### MOST PERSONAL FOULS

Season: 337 Felton Spencer 1990-91

### MOST DISQUALIFICATIONS (6 FOULS)

Season: 14 Felton Spencer 1990-91

### MOST TURNOVERS

Season: 275 Christian Laettner 1992-93  
Game: 10 Christian Laettner @ Phoenix, 4/14/93

### MOST BLOCKED SHOTS

Season: 138 Karl-Anthony Towns 2015-16  
Game: 7 Kevin Garnett vs. Dallas, 2/5/96;  
Dean Garrett vs. Boston, 3/16/97

### MOST MINUTES PLAYED

Season: 2,969 Andrew Wiggins 2014-15  
Game (Reg.): 48 Most recently: Pooh Richardson vs. Denver, 4/17/90  
Game (OT): 54 Wally Szczerbiak @ Vancouver, 4/14/00 (2OT)

### MOST GAMES

Season: 82 Pooh Richardson 1989-90;  
Randy Foye 2006-07;  
Craig Smith 2006-07;  
Andrew Wiggins 2014-15;  
Karl-Anthony Towns 2015-16

### MOST STARTS

Season: 82 Andrew Wiggins 2014-15;  
Karl-Anthony Towns 2015-16



## OPPONENT INDIVIDUAL RECORDS

### MOST POINTS

Season:	181	Karl Malone, Utah (5 games)
Game:	55	Tony Parker
	53	Shaquille O'Neal
Half:	36	Carmelo Anthony
Quarter:	33	Carmelo Anthony
Overtime:	11	Ray Allen

### MOST FIELD GOALS MADE

Season:	67	David Robinson, San Antonio (6 games)
		Hakeem Olajuwon, Houston (5 games)
Game:	22	Shaquille O'Neal
		Tony Parker

### MOST FIELD GOALS ATTEMPTED

Season:	118	Hakeem Olajuwon, Houston (5 games)
Game:	36	Tony Parker
	35	Allen Iverson
		Kobe Bryant

### HIGHEST FIELD-GOAL PERCENTAGE

Season:	.938	(15-16) Dikembe Mutombo, Atlanta (2 games)
Game:	1.000	(11-11) Dikembe Mutombo
		(11-11) Steven Adams

### MOST THREE-POINT FIELD GOALS MADE

Season:	22	Manu Ginobili, San Antonio (4 games)
		Ryan Anderson, Houston (4 games)
Game:	10	Joe Dumars
		Ty Lawson

### MOST THREE-POINT FIELD GOALS ATTEMPTED

Season:	58	Ryan Anderson, Houston (4 games)
Game:	18	Joe Dumars

### MOST FREE THROWS MADE

Season:	62	Karl Malone, Utah (5 games)
Game:	22	Kevin Martin

### MOST FREE THROWS ATTEMPTED

Season:	77	Karl Malone, Utah (5 games)
Game:	24	Karl Malone
		Kevin Martin

### HIGHEST FREE-THROW PERCENTAGE

Season:	1.000	(29-29) Kevin Durant, Oklahoma City (4 games)
Game:	1.000	(17-17) Grant Hill

### MOST REBOUNDS

Season:	94	Dennis Rodman, San Antonio (5 games)
Game:	29	Dennis Rodman
		Dikembe Mutombo

### MOST OFFENSIVE REBOUNDS

Season:	33	Dennis Rodman, San Antonio (5 games)
Game:	15	Jayson Williams

1989-90  
vs. San Antonio, 11/5/08 (2OT)  
@ Orlando, 4/20/94  
@ Denver (2nd), 12/10/08  
@ Denver (3rd), 12/10/08  
@ Seattle, 11/4/05

1991-92;  
1993-94  
@ Orlando, 4/20/94;  
vs. San Antonio, 11/5/08 (2OT)

1993-94  
vs. San Antonio, 11/5/08 (2OT)  
@ Philadelphia, 1/9/00;  
@ L.A. Lakers, 3/18/07

1999-00  
@ Atlanta, 12/14/99;  
@ Oklahoma City, 12/1/17

2007-08;  
2016-17  
@ Detroit, 11/8/94;  
@ Denver, 4/9/11

2016-17  
@ Detroit, 11/8/94

1989-90  
@ Sacramento, 3/7/08

1989-90  
vs. Utah, 12/17/89;  
@ Sacramento, 3/7/08

2012-13  
vs. Orlando, 11/1/02

1993-94  
@ San Antonio, 11/9/93;  
@ Atlanta, 12/14/99

1993-94  
@ New Jersey, 1/9/97

### MOST DEFENSIVE REBOUNDS

Season:	61	Dennis Rodman, San Antonio (5 games)
Game:	20	Dennis Rodman

### MOST ASSISTS

Season:	78	John Stockton, Utah (5 games)
Game:	23	John Stockton

### MOST BLOCKED SHOTS

Season:	34	Dikembe Mutombo, Denver (6 games)
Game:	12	David Robinson

### MOST STEALS

Season:	21	John Stockton, Utah (5 games)
Game:	8	Most recently: Paul Millsap

### MOST PERSONAL FOULS

Season:	24	Brian Williams, Denver (5 games)
---------	----	----------------------------------

### MOST DISQUALIFICATIONS (6 FOULS)

Season:	2	on 14 occasions
---------	---	-----------------

### MOST TURNOVERS

Season:	24	Karl Malone, Utah (5 games)
		Hakeem Olajuwon, Houston (6 games)
		James Harden, Houston (4 games)
Game:	10	Jason Kidd
		Russell Westbrook
		Nikola Jokic

### MOST MINUTES PLAYED

Season:	258	Hakeem Olajuwon, Houston (6 games)
Game (Reg.):	48:00	Most recently: Charles Jenkins
Game (OT):	59:25	Aaron Brooks

1993-94  
vs. Detroit, 11/28/92

1991-92  
@ Utah, 4/17/92

1994-95  
@ San Antonio, 2/23/90

1992-93  
@ Utah, 3/15/12 (OT)

1994-95

1991-92;  
1992-93;  
2016-17  
@ Phoenix, 1/7/01;  
vs. Oklahoma City, 1/13/17;  
@ Denver, 12/20/17

1992-93  
vs. Golden State, 4/22/12  
@ Houston, 1/13/10 (3OT)



## OPPONENT TEAM HIGHS

### MOST POINTS

Game:	152	@ Phoenix	3/16/10
1st Half:	80	@ New Orleans	11/14/14
2nd Half:	79	@ Denver	3/3/14
1st Quarter:	47	Oklahoma City @ Minnesota	4/15/15
2nd Quarter:	44	Phoenix @ Minnesota	1/27/93
3rd Quarter:	47	@ Seattle	2/22/95
4th Quarter:	45	@ Denver	3/3/14
Overtime:	21	@ L.A. Lakers	3/24/17

### MOST FIELD GOALS MADE

Game:	60	@ Golden State	4/1/94;
		@ Oklahoma City	3/23/12 (2OT)

### MOST FIELD GOALS ATTEMPTED

Game:	115	Washington @ Minnesota	11/13/91 (OT)
	108	Dallas @ Minnesota	3/3/04

### HIGHEST FIELD-GOAL PERCENTAGE

Game:	.667	(46-69) @ Detroit	11/8/94;
		(56-84) @ New Orleans	11/14/14;
		(56-84) Indiana @ Minnesota	10/24/17

### MOST THREE-POINT FIELD GOALS MADE

Game:	22	@ Houston	2/25/17;
		Houston @ Minnesota	2/13/18

### MOST THREE-POINT FIELD GOALS ATTEMPTED

Game:	58	@ Houston	2/25/17
-------	----	-----------	---------

### HIGHEST THREE-POINT FIELD-GOAL PERCENTAGE

Game:	1.000	(6-6) Utah @ Minnesota	3/15/99
-------	-------	------------------------	---------

### MOST FREE THROWS MADE

Game:	51	Utah @ Minnesota	12/17/89
-------	----	------------------	----------

### MOST FREE THROWS ATTEMPTED

Game:	58	Utah @ Minnesota	12/17/89
-------	----	------------------	----------

### HIGHEST FREE-THROW PERCENTAGE

Game:	1.000	(22-22) @ Oklahoma City	2/22/13;
		(22-22) @ San Antonio	4/17/13

### MOST REBOUNDS

Game:	64	@ Golden State	12/19/92 (OT);
		@ San Antonio	2/6/99;
		@ Denver	2/5/00 (OT)

### MOST OFFENSIVE REBOUNDS

Game:	30	@ Dallas	3/22/96;
		@ Dallas	3/10/03

### MOST DEFENSIVE REBOUNDS

Game:	49	@ San Antonio	2/6/99
-------	----	---------------	--------

### MOST ASSISTS

Game:	45	@ Golden State	4/1/94
-------	----	----------------	--------

### MOST BLOCKED SHOTS

Game:	16	Philadelphia @ Minnesota	2/3/91 (2 OT);
		San Antonio @ Minnesota	12/11/91

### MOST STEALS

Game:	22	@ Golden State	11/9/09;
		@ Memphis	10/30/10

### MOST PERSONAL FOULS

Game:	39	@ Utah	11/24/97 (OT)
	37	@ Denver	3/3/14

### MOST DISQUALIFICATIONS (6 FOULS)

Game:	3	@ Denver	11/21/92;
		@ Cleveland	2/2/98;
		@ Denver	2/5/00 (OT)

### MOST TURNOVERS

Game:	29	@ Detroit	11/8/94;
		Denver @ Minnesota	1/3/95 (2OT)





## OPPONENT TEAM LOWS

### FEWEST POINTS

Game:	56	Toronto @ Minnesota	11/1/03
1st Half:	23	Utah @ Minnesota	1/18/14
2nd Half:	21	@ Indiana	12/23/06
1st Quarter:	8	Utah @ Minnesota	4/6/05
2nd Quarter:	6	Atlanta @ Minnesota	11/23/94
3rd Quarter:	7	@ Vancouver	2/19/97
4th Quarter:	8	@ Atlanta	3/1/94
Overtime:	0	@ Chicago	11/7/16

### FEWEST FIELD GOALS MADE

Game:	19	Toronto @ Minnesota	11/1/03
-------	----	---------------------	---------

### FEWEST FIELD GOALS ATTEMPTED

Game:	58	Utah @ Minnesota	12/17/89
-------	----	------------------	----------

### LOWEST FIELD-GOAL PERCENTAGE

Game:	.275	(19-69) Toronto @ Minnesota	11/1/03
-------	------	-----------------------------	---------

### LOWEST THREE-POINT FIELD-GOAL PERCENTAGE

Game:	.000	Most attempted without a make: 14, @ Golden State 14, @ L.A. Clippers	4/9/04; 12/31/07
-------	------	---	---------------------

### FEWEST FREE THROWS MADE

Game:	1	New Jersey @ Minnesota	2/25/04
-------	---	------------------------	---------

### FEWEST FREE THROWS ATTEMPTED

Game:	4	@ Phoenix Portland @ Minnesota	3/20/07; 3/7/12
-------	---	-----------------------------------	--------------------

### LOWEST FREE-THROW PERCENTAGE

Game:	.200	(1-5) New Jersey @ Minnesota	2/25/04
-------	------	------------------------------	---------

### FEWEST REBOUNDS

Game:	23	Detroit @ Minnesota Houston @ Minnesota	12/28/90; 2/21/96
-------	----	--	----------------------

### FEWEST OFFENSIVE REBOUNDS

Game:	2	San Antonio @ Minnesota Memphis @ Minnesota	1/27/12; 2/6/15
-------	---	--	--------------------

### FEWEST DEFENSIVE REBOUNDS

Game:	12	L.A. Lakers @ Minnesota	3/28/14
-------	----	-------------------------	---------

### FEWEST ASSISTS

Game:	7	Indiana @ Minnesota Brooklyn @ Minnesota	3/9/11; 11/22/13
-------	---	---	---------------------

### FEWEST BLOCKED SHOTS

Game:	0	Most recently: @ New York	3/23/18
-------	---	---------------------------	---------

### FEWEST STEALS

Game:	0	Most recently: Cleveland @ Minnesota	1/8/18
-------	---	--------------------------------------	--------

### FEWEST PERSONAL FOULS

Game:	7	@ Dallas	12/30/08
-------	---	----------	----------

### FEWEST TURNOVERS

Game:	4	Most recently: New Orleans @ Minnesota	2/8/16
-------	---	--	--------



## TARGET CENTER RECORDS

### INDIVIDUAL RECORDS

#### MOST POINTS

Game:	56	Karl-Anthony Towns, Minnesota vs. Atlanta	3/28/18
Half:	34	Russell Westbrook, Oklahoma City (1st)	4/15/15
Quarter:	23	Baron Davis, L.A. Clippers (3rd)	1/29/10;
		Kevin Durant, Oklahoma City (4th)	1/4/14;
		Russell Westbrook, Oklahoma City (1st)	4/15/15
Overtime:	12	Jimmy Butler, Minnesota vs. Denver	12/27/17

#### MOST FIELD GOALS MADE

Game:	22	Tony Parker, San Antonio	11/5/08 (2OT)
	19	Wally Szczerbiak, Minnesota vs. Chicago	4/13/03;
		Kevin Garnett, Minnesota vs. Phoenix	1/4/05;
		Corey Brewer, Minnesota vs. Houston	4/11/14;
		Karl-Anthony Towns, Minnesota vs. Atlanta	3/28/18

#### MOST FIELD GOALS ATTEMPTED

Game:	36	Tony Parker, San Antonio	11/5/08 (2OT)
	34	Michael Jordan, Washington	1/21/02;
		LeBron James, Cleveland	2/8/06

#### HIGHEST FIELD-GOAL PERCENTAGE

Game:	.923	(12-13) Hassan Whiteside, Miami	2/4/15
-------	------	---------------------------------	--------

#### MOST THREE-POINT FIELD GOALS MADE

Game:	9	Dan Majerle, Miami	1/11/00;
		Antoine Walker, Boston	11/9/02;
		Dorell Wright, Golden State	11/27/10

#### MOST THREE-POINT FIELD GOALS ATTEMPTED

Game:	17	Gary Payton, Seattle	12/23/99;
		Quentin Richardson, Phoenix	1/4/05

#### MOST FREE THROWS MADE

Game:	18	Christian Laettner, Minnesota vs. Sacramento	2/18/93;
		Kevin Love, Minnesota vs. Golden State	2/27/11

#### MOST FREE THROWS ATTEMPTED

Game:	23	Kevin Love, Minnesota vs. Golden State	2/27/11
-------	----	--	---------

#### HIGHEST FREE-THROW PERCENTAGE

Game:	1.000	(17-17) Grant Hill, Orlando	11/1/02
-------	-------	-----------------------------	---------

#### MOST REBOUNDS

Game:	31	Kevin Love, Minnesota vs. New York	11/12/10
-------	----	------------------------------------	----------

#### MOST OFFENSIVE REBOUNDS

Game:	13	Dikembe Mutombo, Denver	2/3/92
-------	----	-------------------------	--------

#### MOST DEFENSIVE REBOUNDS

Game:	23	Kevin Garnett, Minnesota vs. Orlando	1/12/05
-------	----	--------------------------------------	---------

#### MOST ASSISTS

Game:	19	Rod Strickland, San Antonio	3/3/92;
		Ricky Rubio, Minnesota vs. Washington	3/13/17

#### MOST BLOCKED SHOTS

Game:	10	Larry Sanders, Milwaukee	11/30/12
-------	----	--------------------------	----------

#### MOST STEALS

Game:	7	Most recently: Tyus Jones, Minnesota vs. Phoenix	11/26/17
-------	---	--	----------

#### MOST TURNOVERS

Game:	10	Christian Laettner, Minnesota vs. Golden State	2/27/94
-------	----	--	---------

#### MOST MINUTES PLAYED

Game (Reg.):	48:00	Most recently: J.J. Barea, Minnesota vs. Golden State	4/22/12
		Charles Jenkins, Golden State	4/22/12
Game (OT):	58	Sam Mitchell, Minnesota vs. Philadelphia	2/3/91 (2OT)



## TARGET CENTER RECORDS

### TEAM HIGHS

#### MOST POINTS

Game:	144	Minnesota vs. New Orleans	4/13/16
Half:	77	Houston (1st)	3/18/18
Quarter:	47	Oklahoma City (1st)	4/15/15
Overtime:	19	Most recently: Minnesota vs. Memphis	12/29/08

#### MOST FIELD GOALS MADE

Game:	56	Most recently: Indiana	10/24/17
-------	----	------------------------	----------

#### MOST FIELD GOALS ATTEMPTED

Game:	115	Washington	11/13/91 (OT)
	112	Minnesota vs. Philadelphia	12/13/91

#### HIGHEST FIELD-GOAL PERCENTAGE

Game:	.684	(52-76) Minnesota vs. Brooklyn	3/5/16
-------	------	--------------------------------	--------

#### MOST THREE-POINT FIELD GOALS MADE

Game:	22	Houston	2/13/18
-------	----	---------	---------

#### MOST THREE-POINT FIELD GOALS ATTEMPTED

Game:	51	Houston	12/17/16 (OT)
	47	Houston	2/13/18

#### MOST FREE THROWS MADE

Game:	43	Minnesota vs. Toronto	2/10/16
-------	----	-----------------------	---------

#### MOST FREE THROWS ATTEMPTED

Game:	55	San Antonio	3/24/95
-------	----	-------------	---------

#### HIGHEST FREE-THROW PERCENTAGE

Game:	1.000	(26-26) Minnesota vs. San Antonio	1/10/15
-------	-------	-----------------------------------	---------

#### MOST REBOUNDS

Game:	66	Minnesota vs. Indiana	3/9/11
-------	----	-----------------------	--------

#### MOST OFFENSIVE REBOUNDS

Game:	29	Denver	2/3/92;
		Dallas	3/22/95

#### MOST DEFENSIVE REBOUNDS

Game:	50	Minnesota vs. Indiana	3/9/11
-------	----	-----------------------	--------

#### MOST ASSISTS

Game:	43	Minnesota vs. Chicago	4/13/03
-------	----	-----------------------	---------

#### MOST BLOCKED SHOTS

Game:	16	Most recently: Minnesota vs. Philadelphia	12/13/91
-------	----	---	----------

#### MOST STEALS

Game:	20	Seattle	3/17/94
-------	----	---------	---------

#### MOST TURNOVERS

Game:	29	Denver	1/3/95 (2OT)
	28	Most recently: Phoenix	4/13/13

#### MOST PERSONAL FOULS

Game:	36	Minnesota vs. San Antonio	3/24/95
-------	----	---------------------------	---------

### TEAM LOWS

#### FEWEST POINTS

Game:	56	Toronto	11/1/03
Half:	21	Minnesota vs. Golden State (2nd)	12/11/99
Quarter:	6	Atlanta (2nd)	11/23/94
Overtime:	2	Most recently: L.A. Lakers (2nd)	3/6/07

#### FEWEST FIELD GOALS MADE

Game:	19	Toronto	11/1/03
-------	----	---------	---------

#### FEWEST FIELD GOALS ATTEMPTED

Game:	61	Houston	2/17/99
-------	----	---------	---------

#### LOWEST FIELD-GOAL PERCENTAGE

Game:	.275	(19-69) Toronto	11/1/03
-------	------	-----------------	---------

#### FEWEST FREE THROWS MADE

Game:	1	New Jersey	2/25/04
-------	---	------------	---------

#### FEWEST FREE THROWS ATTEMPTED

Game:	4	Portland	3/7/12
-------	---	----------	--------

#### LOWEST FREE-THROW PERCENTAGE

Game:	.200	(1-5) New Jersey	2/25/04
-------	------	------------------	---------

#### FEWEST REBOUNDS

Game:	22	Minnesota vs. New York	3/24/94
-------	----	------------------------	---------

#### FEWEST OFFENSIVE REBOUNDS

Game:	2	San Antonio	1/27/12;
		Memphis	2/6/15

#### FEWEST DEFENSIVE REBOUNDS

Game:	12	L.A. Lakers	3/28/14
-------	----	-------------	---------

#### FEWEST ASSISTS

Game:	7	Indiana	3/9/11;
		Brooklyn	11/22/13

#### FEWEST BLOCKED SHOTS

Game:	0	Most recently: Minnesota vs. New Orleans	2/10/17
-------	---	--	---------

#### FEWEST STEALS

Game:	0	Most recently: Cleveland	1/8/18
-------	---	--------------------------	--------

#### FEWEST TURNOVERS

Game:	4	Most recently: New Orleans	2/8/16
-------	---	----------------------------	--------

#### FEWEST PERSONAL FOULS

Game:	8	Houston	2/4/00;
		Portland	3/11/08



## TWO-TEAM RECORDS

### TWO-TEAM SINGLE-GAME HIGHS

#### MOST POINTS

Game:	289	Minnesota (140) @ Oklahoma City (149)	3/23/12 (2OT)
	272	Minnesota (130) @ Houston (142)	2/25/17
Half:	148	Minnesota (72) @ Houston (76), 2nd half	2/25/17
Quarter:	83	Minnesota (38) @ Denver (45), 3rd quarter	11/4/94
Overtime:	33	Most recently: Minnesota (19) @ Charlotte (14)	12/3/16

#### MOST FIELD GOALS MADE

Game:	109	Minnesota (49) @ Oklahoma City (60)	3/23/12 (2OT)
	105	Minnesota (53) @ L.A. Lakers (52)	3/20/92

#### MOST FIELD GOALS ATTEMPTED

Game:	218	Washington (115) @ Minnesota (103)	11/13/91 (OT)
	207	Minnesota (108) @ Denver (99)	1/21/91

#### HIGHEST FIELD-GOAL PERCENTAGE

Game:	.586 (106-181)	Minnesota (54-93, .581) @ Cleveland (52-88, .591)	2/7/18 (OT)
-------	----------------	---	-------------

#### MOST THREE-POINT FIELD GOALS MADE

Game:	40	Minnesota (19) @ Cleveland (21)	2/7/18 (OT)
	31	Minnesota (9) @ Houston (22)	2/25/17

#### MOST THREE-POINT FIELD GOALS ATTEMPTED

Game:	84	Minnesota (26) @ Houston (58)	2/25/17
-------	----	-------------------------------	---------

#### MOST FREE THROWS MADE

Game:	91	Utah (51) @ Minnesota (40)	12/17/89
-------	----	----------------------------	----------

#### MOST FREE THROWS ATTEMPTED

Game:	107	Utah (58) @ Minnesota (49)	12/17/89
-------	-----	----------------------------	----------

#### HIGHEST FREE-THROW PERCENTAGE

Game:	.977 (43-44)	Minnesota (24-24, 1.000) @ Phoenix (19-20, .950)	4/5/03
-------	--------------	--	--------

#### MOST REBOUNDS

Game:	123	Minnesota (65) @ Houston (58)	1/13/10 (3OT)
	120	Minnesota (56) @ San Antonio (64)	2/6/99

#### MOST OFFENSIVE REBOUNDS

Game:	51	Washington (24) @ Minnesota (27)	11/13/91 (OT)
	48	Minnesota (18) @ Dallas (30)	3/22/96

#### MOST DEFENSIVE REBOUNDS

Game:	89	Indiana (39) @ Minnesota (50)	3/9/11
-------	----	-------------------------------	--------

#### MOST ASSISTS

Game:	75	Minnesota (37) @ L.A. Lakers (38)	3/20/92
-------	----	-----------------------------------	---------

#### MOST BLOCKED SHOTS

Game:	27	Philadelphia (11) @ Minnesota (16)	12/13/91
-------	----	------------------------------------	----------

#### MOST STEALS

Game:	31	Minnesota (9) @ Memphis (22)	10/30/10
-------	----	------------------------------	----------

#### MOST PERSONAL FOULS

Game:	76	Minnesota (37) @ Utah (39)	11/24/97 (OT)
	70	Minnesota (36) @ Utah (34)	3/2/02

#### MOST DISQUALIFICATIONS (6 FOULS)

Game:	4	Minnesota (1) @ Denver (3)	11/21/92;
		Minnesota (4) @ Detroit (0)	1/8/00

#### MOST TURNOVERS

Game:	53	Minnesota (24) @ Detroit (29)	11/8/94
-------	----	-------------------------------	---------

### TWO-TEAM SINGLE-GAME LOWS

#### FEWEST POINTS

Game:	129	Toronto (56) @ Minnesota (73)	11/1/03
Half:	56	Toronto (24) @ Minnesota (32), 2nd half	11/1/03
Quarter:	21	Denver (12) @ Minnesota (9), 4th quarter	1/6/16
Overtime:	8	Minnesota (4) @ Charlotte (4), 1st overtime	4/12/91

#### FEWEST FIELD GOALS MADE

Game:	45	Atlanta (23) @ Minnesota (22)	4/12/97
-------	----	-------------------------------	---------

#### FEWEST FIELD GOALS ATTEMPTED

Game:	127	Minnesota (65) @ Cleveland (62)	12/19/95
-------	-----	---------------------------------	----------

#### LOWEST FIELD-GOAL PERCENTAGE

Game:	.302 (45-149)	Atlanta (23-76, .303) @ Minnesota (22-73, .301)	4/12/97
-------	---------------	---	---------

#### FEWEST FREE THROWS MADE

Game:	11	Portland (5) @ Minnesota (6)	12/14/04;
		Phoenix (9) @ Minnesota (2)	2/2/05

#### FEWEST FREE THROWS ATTEMPTED

Game:	19	Seattle (9) @ Minnesota (10)	1/22/03
-------	----	------------------------------	---------

#### LOWEST FREE-THROW PERCENTAGE

Game:	.478 (11-23)	Phoenix (9-18, .500) @ Minnesota (2-5, .400)	2/2/05
-------	--------------	--	--------

#### FEWEST REBOUNDS

Game:	53	Minnesota (25) @ Utah (28)	12/1/94
-------	----	----------------------------	---------

#### FEWEST OFFENSIVE REBOUNDS

Game:	6	Utah (3) @ Minnesota (3)	4/15/13
-------	---	--------------------------	---------

#### FEWEST DEFENSIVE REBOUNDS

Game:	34	Minnesota (15) @ L.A. Lakers (19)	12/20/94
-------	----	-----------------------------------	----------

#### FEWEST ASSISTS

Game:	20	Minnesota (6) @ L.A. Clippers (14)	11/10/96
-------	----	------------------------------------	----------

#### FEWEST BLOCKED SHOTS

Game:	0	Dallas (0) @ Minnesota (0)	4/11/07
-------	---	----------------------------	---------

#### FEWEST STEALS

Game:	4	Most recently: Houston (1) @ Minnesota (3)	2/13/18
-------	---	--	---------

#### FEWEST PERSONAL FOULS

Game:	22	Minnesota (15) @ Dallas (7)	12/30/08
-------	----	-----------------------------	----------

#### FEWEST TURNOVERS

Game:	12	Houston (7) @ Minnesota (5)	2/4/05 (OT)
-------	----	-----------------------------	-------------





## WOLVES HONOR ROLL

### NBA MOST VALUABLE PLAYER

2003-04 Kevin Garnett

### NBA ROOKIE OF THE YEAR

2015-16 Karl-Anthony Towns

2014-15 Andrew Wiggins

### NBA MOST IMPROVED PLAYER

2010-11 Kevin Love

### J. WALTER KENNEDY CITIZENSHIP AWARD

2005-06 Kevin Garnett

### ALL-NBA TEAM

2017-18 Jimmy Butler (3rd)  
Karl-Anthony Towns (3rd)  
2013-14 Kevin Love (2nd)  
2011-12 Kevin Love (2nd)  
2006-07 Kevin Garnett (3rd)  
2004-05 Kevin Garnett (2nd)  
2003-04 Kevin Garnett (1st)  
Sam Cassell (2nd)  
2002-03 Kevin Garnett (1st)  
2001-02 Kevin Garnett (2nd)  
2000-01 Kevin Garnett (2nd)  
1999-00 Kevin Garnett (1st)  
1998-99 Kevin Garnett (3rd)

### ALL-DEFENSIVE TEAM

2017-18 Jimmy Butler (2nd)  
2006-07 Kevin Garnett (2nd)  
2005-06 Kevin Garnett (2nd)  
2004-05 Kevin Garnett (1st)  
2003-04 Kevin Garnett (1st)  
2002-03 Kevin Garnett (1st)  
2001-02 Kevin Garnett (1st)  
2000-01 Kevin Garnett (1st)  
1999-00 Kevin Garnett (1st)

### ALL-ROOKIE TEAM

2015-16 Karl-Anthony Towns (1st)  
2014-15 Andrew Wiggins (1st)  
Zach LaVine (2nd)  
2013-14 Gorgui Dieng (2nd)  
2011-12 Ricky Rubio (1st)  
Derrick Williams (2nd)  
2010-11 Wes Johnson (2nd)  
2009-10 Jonny Flynn (2nd)  
2008-09 Kevin Love (2nd)  
2006-07 Randy Foye (1st)  
2006-07 Craig Smith (2nd)  
1999-00 Wally Szczerbiak (1st)  
1996-97 Stephon Marbury (1st)  
1995-96 Kevin Garnett (2nd)  
1993-94 Isaiah Rider (1st)  
1992-93 Christian Laettner (1st)  
1990-91 Felton Spencer (2nd)  
1989-90 Pooh Richardson (1st)

### PLAYER OF THE MONTH

2004-05 Kevin Garnett (March)  
2003-04 Kevin Garnett (April)  
2003-04 Kevin Garnett (February)  
2003-04 Kevin Garnett (January)  
2003-04 Kevin Garnett (December)  
2002-03 Kevin Garnett (April)  
2002-03 Kevin Garnett (February)  
2001-02 Kevin Garnett (February)  
1999-00 Kevin Garnett (January)

### ROOKIE OF THE MONTH

2015-16 Karl-Anthony Towns (April)  
2015-16 Karl-Anthony Towns (March)  
2015-16 Karl-Anthony Towns (February)  
2015-16 Karl-Anthony Towns (January)  
2015-16 Karl-Anthony Towns (December)  
2015-16 Karl-Anthony Towns (November)  
2014-15 Andrew Wiggins (February)  
2014-15 Andrew Wiggins (January)  
2014-15 Andrew Wiggins (December)  
2014-15 Andrew Wiggins (November)  
2013-14 Gorgui Dieng (March)  
2011-12 Ricky Rubio (January)  
2008-09 Kevin Love (March)  
2006-07 Randy Foye (December)  
1996-97 Stephon Marbury (January)

### PLAYER OF THE WEEK

2017-18 Karl-Anthony Towns (Nov. 20)  
2016-17 Karl-Anthony Towns (Mar. 13)  
2015-16 Karl-Anthony Towns (Apr. 11)  
2014-15 Mo Williams (Jan. 19)  
2013-14 Kevin Love (Feb. 24)  
2013-14 Kevin Love (Nov. 4)  
2012-13 Nikola Pekovic (Apr. 8)  
2008-09 Al Jefferson (Jan. 5)  
2007-08 Al Jefferson (Jan. 28)  
2006-07 Kevin Garnett (Jan. 8)  
2005-06 Kevin Garnett (Jan. 16)  
2004-05 Kevin Garnett (Nov. 7)  
2003-04 Kevin Garnett (Feb. 1)  
2003-04 Kevin Garnett (Jan. 25)  
2003-04 Sam Cassell (Dec. 28)  
2003-04 Kevin Garnett (Dec. 21)  
2003-04 Kevin Garnett (Nov. 23)  
2002-03 Kevin Garnett (Nov. 24)  
2001-02 Kevin Garnett (Jan. 13)  
2001-02 Kevin Garnett (Nov. 18)  
2000-01 Kevin Garnett (Nov. 19)  
1999-00 Kevin Garnett (Mar. 26)  
1999-00 Kevin Garnett (Dec. 26)  
1999-00 Kevin Garnett (Nov. 14)  
1998-99 Kevin Garnett (Apr. 4)  
1998-99 Stephon Marbury (Feb. 21)

### COACH OF THE MONTH

2008-09 Kevin McHale (January)  
2003-04 Flip Saunders (April)  
2002-03 Flip Saunders (February)  
2000-01 Flip Saunders (January)  
1999-00 Flip Saunders (January)

### ALL-STAR GAME (\*Starter)

2017-18 Jimmy Butler  
Karl-Anthony Towns  
2013-14 Kevin Love\*  
2011-12 Kevin Love  
2010-11 Kevin Love  
2006-07 Kevin Garnett\*  
2005-06 Kevin Garnett\*  
2004-05 Kevin Garnett\*  
2003-04 Kevin Garnett\*  
Sam Cassell  
Flip Saunders (Coach)  
2002-03 Kevin Garnett\* (MVP)  
2001-02 Kevin Garnett\*  
Wally Szczerbiak  
2000-01 Kevin Garnett\*  
1999-00 Kevin Garnett\*  
1997-98 Kevin Garnett\*  
1996-97 Kevin Garnett  
Tom Gugliotta

### OLYMPIC GAMES

2016 Ricky Rubio (Spain)  
2012 Andrei Kirilenko (Russia)  
Kevin Love (USA)  
Alexey Shved (Russia)  
2000 Kevin Garnett (USA)  
1992 Christian Laettner (USA)  
Luc Longley (Australia)  
Gundars Vetra (Unified Team)



## WOLVES AMONG LEAGUE LEADERS

### 1989-90

Tony Campbell 14th scoring (23.2)  
Tyrone Corbin 6th steals (2.13)

### 1990-91

Tony Campbell 15th scoring (21.8)  
Pooh Richardson 7th assists (9.0)

### 1991-92

Pooh Richardson 7th assists (8.4)

### 1992-93

Micheal Williams 4th FT pct. (.907),  
6th assists (8.7),  
8th steals (2.17)

### 1993-94

Micheal Williams 10th assists (7.2)

### 1994-95

Isaiah Rider 19th scoring (20.4)

### 1995-96

Tom Gugliotta 10th steals (1.78)

### 1996-97

Kevin Garnett 9th blocks (2.12)  
Tom Gugliotta 16th scoring (20.6)  
Stephon Marbury 10th assists (7.8)

### 1997-98

Kevin Garnett 10th rebounds (9.6)  
Stephon Marbury 4th assists (8.6)

### 1998-99

Terrell Brandon 5th assists (8.6)  
Kevin Garnett 11th scoring (20.8),  
9th rebounds (10.4)

### 1999-00

Terrell Brandon 4th FT pct. (.899),  
5th assists (8.9),  
7th steals (1.89)  
Kevin Garnett 10th scoring (22.9),  
4th rebounds (11.8)  
Wally Szczerbiak 7th FG pct. (.511)

### 2000-01

Terrell Brandon 6th steals (2.06),  
10th assists (7.5),  
10th FT pct. (.871)  
Kevin Garnett 16th scoring (22.0),  
6th rebounds (11.4)  
Wally Szczerbiak 5th FG pct. (.510)

### 2001-02

Chauncey Billups 6th FT pct. (.885)  
Kevin Garnett 17th scoring (21.2),  
3rd rebounds (12.1)  
Wally Szczerbiak 4th 3FG pct. (.455)

### 2002-03

Kevin Garnett 9th scoring (23.0),  
2nd rebounds (13.4)  
Troy Hudson 4th FT pct. (.900)  
Rasho Nesterovic 5th FG pct. (.525)  
Anthony Peeler 8th 3FG pct. (.410)  
Wally Szczerbiak 5th 3FG pct. (.421)

### 2003-04

Sam Cassell 18th scoring (19.8),  
5th assists (7.3)  
Kevin Garnett 3rd scoring (24.2),  
1st rebounds (13.9)  
Fred Hoiberg 4th 3FG pct. (.442)

### 2004-05

Kevin Garnett 14th scoring (22.2),  
1st rebounds (13.5)  
Fred Hoiberg 1st 3FG pct. (.483)

### 2005-06

Kevin Garnett 16th scoring (21.8),  
1st rebounds (12.7),  
9th FG pct. (.526)  
Eddie Griffin 10th blocks (2.11)

### 2006-07

Kevin Garnett 14th scoring (22.4),  
1st rebounds (12.8)

### 2007-08

Al Jefferson 20th scoring (21.0),  
5th rebounds (11.1)

### 2008-09

Kevin Love 9th rebounds (9.1)

### 2010-11

Michael Beasley 20th scoring (19.2)  
Kevin Love 18th scoring (20.2),  
1st rebounds (15.2)  
Darko Milicic 5th blocks (2.03)  
Luke Ridnour 4th 3FG pct. (.440)

### 2011-12

Kevin Love 4th scoring (26.0),  
2nd rebounds (13.3),  
2nd minutes (39.0)  
Nikola Pekovic 3rd FG pct. (.564)  
Luke Ridnour 6th FT pct. (.891)  
Ricky Rubio 6th assists (8.2)

### 2012-13

Ricky Rubio 2nd steals (2.40),  
10th assists (7.3)

### 2013-14

Corey Brewer 7th steals (1.85)  
Kevin Love 3rd rebounds (12.5),  
4th scoring (26.1)  
Kevin Martin 4th FT pct. (.891)  
Ricky Rubio 2nd steals (2.32),  
4th assists (8.6)

### 2014-15

Kevin Martin 10th FT pct. (.881)  
Andrew Wiggins 4th minutes (36.2)

### 2015-16

Gorgui Dieng 10th FG pct. (.532)  
Ricky Rubio 2nd steals (2.13),  
5th assists (8.6)  
Karl-Anthony Towns 8th rebounds (10.5),  
8th FG pct. (.542),  
10th blocks (1.68)  
Andrew Wiggins 19th scoring (20.7)

### 2016-17

Ricky Rubio 5th assists (9.1),  
9th steals (1.71)  
Karl-Anthony Towns 5th minutes (37.0),  
6th rebounds (12.3),  
12th scoring (25.1)  
Andrew Wiggins 3rd minutes (37.2),  
16th scoring (23.6)

### 2017-18

Jimmy Butler 3rd minutes (36.7),  
4th steals (1.97),  
15th scoring (22.2)  
Taj Gibson 6th FG pct. (.577)  
Jeff Teague 8th assists (7.0)  
Karl-Anthony Towns 4th rebounds (12.3),  
20th scoring (21.3)  
Andrew Wiggins 9th minutes (36.3)



## MISCELLANEOUS RECORDS

### WOLVES YEAR-BY-YEAR FINISH

YEAR	HEAD COACH	RECORD	DIV.	GB	CONF.	HOME	ROAD	ATTND.
1989-90	Bill Musselman	22-60	6th	34	13th	17-24	5-36	26,160
1990-91	Bill Musselman	29-53	5th	26	11th	21-20	8-33	19,011
1991-92	Jimmy Rodgers	15-67	6th	40	13th	9-32	6-35	18,757
1992-93	Rodgers/Lowe	19-63	5th	36	12th	11-30	8-33	18,405
1993-94	Sidney Lowe	20-62	5th	38	12th	13-28	7-34	17,888
1994-95	Bill Blair	21-61	6th	41	12th	13-28	8-33	14,720
1995-96	Blair/Saunders	26-56	5th	33	12th	17-24	9-32	14,285
1996-97	Flip Saunders	40-42	3rd	24	6th	25-16	15-26	17,018
1997-98	Flip Saunders	45-37	3rd	17	7th	26-15	19-22	18,014
1998-99	Flip Saunders	25-25	4th	12	8th	18-7	7-18	17,119
1999-00	Flip Saunders	50-32	3rd	5	6th	26-15	24-17	16,400
2000-01	Flip Saunders	47-35	4th	11	8th	30-11	17-24	17,497
2001-02	Flip Saunders	50-32	3rd	8	5th	29-12	21-20	17,846
2002-03	Flip Saunders	51-31	3rd	9	4th	33-8	18-23	15,700
2003-04	Flip Saunders	58-24	1st	—	1st	31-10	27-14	17,636
2004-05	Saunders/McHale	44-38	3rd	8	9th	24-17	20-21	17,181
2005-06	Dwane Casey	33-49	4th	11	14th	24-17	9-32	16,150
2006-07	Casey/Wittman	32-50	3rd	19	12th	20-21	12-29	15,999
2007-08	Randy Wittman	22-60	4th	32	13th	15-26	7-34	14,477
2008-09	Wittman/McHale	24-58	4th	30	11th	11-30	13-28	14,506
2009-10	Kurt Rambis	15-67	5th	38	15th	10-31	5-36	15,102
2010-11	Kurt Rambis	17-65	5th	38	15th	12-29	5-36	15,243
2011-12	Rick Adelman	26-40	5th	21	12th	13-20	13-20	17,491
2012-13	Rick Adelman	31-51	5th	29	12th	20-21	11-30	16,341
2013-14	Rick Adelman	40-42	3rd	19	10th	24-17	16-25	14,565
2014-15	Flip Saunders	16-66	5th	35	15th	9-32	7-34	14,528
2015-16	Sam Mitchell	29-53	5th	26	13th	14-27	15-26	14,175
2016-17	Tom Thibodeau	31-51	5th	20	13th	20-21	11-30	14,810
2017-18	Tom Thibodeau	47-35	4th	2	8th	30-11	17-24	17,056
<b>TOTALS</b>		<b>925-1405</b>				<b>565-600</b>	<b>360-805</b>	

### RECORDS AT ALL-STAR BREAK AND AT THE HALFWAY POINT

YEAR	ALL-STAR GAME	RECORD BEFORE	RECORD AFTER	FIRST 41 GAMES	LAST 41 GAMES	OVERALL RECORD
1989-90	Feb. 11	10-36	12-24	8-33	14-27	22-60
1990-91	Feb. 10	16-29	13-24	14-27	15-26	29-53
1991-92	Feb. 9	8-38	7-29	7-34	8-33	15-67
1992-93	Feb. 21	12-35	7-28	10-31	9-32	19-63
1993-94	Feb. 13	14-32	6-30	14-27	6-35	20-62
1994-95	Feb. 12	11-36	10-25	10-31	11-30	21-61
1995-96	Feb. 11	13-32	13-24	11-30	15-26	26-56
1996-97	Feb. 9	23-25	17-17	19-22	21-20	40-42
1997-98	Feb. 8	26-20	19-17	24-17	21-20	45-37
1998-99	None	-	-	14-11	11-14	25-25
1999-00	Feb. 13	27-20	23-12	24-17	26-15	50-32
2000-01	Feb. 11	32-18	15-17	23-18	24-17	47-35
2001-02	Feb. 10	33-16	17-16	30-11	20-21	50-32
2002-03	Feb. 9	29-20	22-11	23-18	28-13	51-31
2003-04	Feb. 15	37-15	21-9	29-12	29-12	58-24
2004-05	Feb. 20	27-27	17-11	22-19	22-19	44-38
2005-06	Feb. 19	23-29	10-20	20-21	13-28	33-49
2006-07	Feb. 18	25-27	7-23	20-21	12-29	32-50
2007-08	Feb. 17	10-41	12-19	7-34	15-26	22-60
2008-09	Feb. 15	17-34	7-24	14-27	10-31	24-58
2009-10	Feb. 14	13-40	2-27	8-33	7-34	15-67
2010-11	Feb. 20	13-43	4-22	10-31	7-34	17-65
2011-12	Feb. 26	17-17	9-23	16-17	10-23	26-40
2012-13	Feb. 17	19-31	12-20	17-24	14-27	31-51
2013-14	Feb. 16	25-28	15-14	20-21	20-21	40-42
2014-15	Feb. 15	11-42	5-24	7-34	9-32	16-66
2015-16	Feb. 14	17-37	12-16	12-29	17-24	29-53
2016-17	Feb. 19	22-35	9-16	14-27	17-24	31-51
2017-18	Feb. 18	36-25	11-10	25-16	22-19	47-35

### ALL-TIME WOLVES RECORD BY MONTH

YEAR	OCT/NOV	DECEMBER	JANUARY	FEBRUARY	MARCH	APR/MAY	OVERALL
1989-90	3-12	3-11	3-10	6-7	5-12	2-8	22-60
1990-91	5-10	3-9	6-8	4-10	4-11	7-5	29-53
1991-92	3-10	1-13	3-13	4-9	1-15	3-7	15-67
1992-93	4-7	1-12	3-11	5-8	5-13	1-12	19-63
1993-94	3-8	5-12	6-7	2-10	3-13	1-12	20-62
1994-95	1-13	5-7	4-12	4-9	5-11	2-9	21-61
1995-96	3-9	4-11	4-10	5-9	8-8	2-9	26-56
1996-97	7-8	5-10	9-6	8-3	6-10	5-5	40-42
1997-98	7-8	8-6	10-4	5-8	8-8	7-3	45-37
1998-99	—	—	—	8-5	9-8	8-12	25-25
1999-00	7-5	6-9	12-3	7-7	12-4	6-4	50-32
2000-01	8-7	9-7	12-4	5-6	8-6	5-5	47-35
2001-02	10-4	10-5	11-5	8-4	6-10	5-4	50-32
2002-03	9-8	8-6	10-6	12-1	7-8	5-2	51-31
2003-04	9-8	11-2	12-3	11-4	9-7	6-0	58-24
2004-05	8-5	8-6	8-9	4-9	10-5	6-4	44-38
2005-06	7-6	7-7	7-9	3-10	6-10	3-7	33-49
2006-07	6-8	7-7	9-8	4-8	4-11	2-8	32-50
2007-08	2-12	2-14	5-10	3-9	7-8	3-7	22-60
2008-09	4-11	2-14	10-4	2-11	3-14	3-4	24-58
2009-10	2-15	5-11	4-12	3-9	1-13	0-7	15-67
2010-11	4-13	4-12	3-11	3-10	3-12	0-7	17-65
2011-12	—	0-3	10-8	8-7	7-10	1-12	26-40
2012-13	7-8	7-5	3-12	3-10	6-11	5-5	31-51
2013-14	9-9	6-7	8-7	5-6	8-8	4-5	40-42
2014-15	4-11	1-14	3-14	5-6	3-13	0-8	16-66
2015-16	8-9	4-12	2-14	5-6	6-9	4-3	29-53
2016-17	5-13	6-9	8-7	5-7	6-8	1-7	31-51
2017-18	13-9	10-5	9-8	6-4	6-7	3-2	47-35
<b>TOTALS</b>	<b>158-246</b>	<b>148-246</b>	<b>194-235</b>	<b>153-212</b>	<b>172-283</b>	<b>100-183</b>	<b>925-1405</b>

### ALL-TIME WOLVES RECORD BY DIVISION/CONFERENCE

YEAR	ATLANTIC	CENTRAL	EAST	MIDWEST	PACIFIC	WEST	OVERALL		
1989-90	6-6	4-10	10-16	6-22	6-22	12-44	22-60		
1990-91	7-5	5-9	12-14	9-19	8-20	17-39	29-53		
1991-92	2-12	2-12	4-24	9-17	2-26	11-43	15-67		
1992-93	2-12	3-11	5-23	10-16	4-24	14-40	19-63		
1993-94	5-9	2-12	7-21	5-21	8-20	13-41	20-62		
1994-95	5-9	4-10	9-19	4-22	8-20	12-42	21-61		
1995-96	3-11	6-10	9-21	10-14	7-21	17-35	26-56		
1996-97	9-5	3-13	12-18	16-8	12-16	28-24	40-42		
1997-98	7-7	8-8	15-15	14-10	16-12	30-22	45-37		
1998-99	2-1	1-2	3-3	11-9	11-13	22-22	25-25		
1999-00	6-8	12-4	18-12	18-6	14-14	32-20	50-32		
2000-01	6-8	14-2	20-10	11-13	16-12	27-25	47-35		
2001-02	10-4	11-5	21-9	15-9	14-14	29-23	50-32		
2002-03	7-7	11-5	18-12	15-9	18-10	33-19	51-31		
2003-04	10-4	14-2	24-6	14-10	20-8	34-18	58-24		
	ATL	CENT	SE	EAST	NW	SW	PAC	WEST	OVERALL
2004-05	6-4	3-7	5-5	14-16	10-6	10-8	10-8	30-22	44-38
2005-06	4-6	4-6	5-5	13-17	6-10	5-13	9-9	20-32	33-49
2006-07	6-4	5-5	3-7	14-16	6-10	5-13	7-11	18-34	32-50
2007-08	3-7	3-7	2-8	8-22	3-13	3-15	8-10	14-38	22-60
2008-09	3-7	6-4	2-8	11-19	3-13	4-14	6-12	13-39	24-58
2009-10	4-6	1-9	2-8	7-23	3-13	2-16	3-15	8-44	15-67
2010-11	3-7	6-4	1-9	10-20	1-15	3-15	3-15	7-45	17-65
2011-12	2-3	2-5	3-3	7-11	4-9	8-9	7-11	19-29	26-40
2012-13	4-6	7-3	3-7	14-16	8-10	5-13	4-12	17-35	31-51
2013-14	5-5	7-3	5-5	17-13	7-9	9-9	7-11	23-29	40-42
2014-15	4-6	3-7	2-8	9-21	4-12	1-17	2-16	7-45	16-66
2015-16	5-5	2-8	4-6	11-19	4-12	4-14	10-8	18-34	29-53
2016-17	3-7	4-6	6-4	13-17	5-11	4-14	9-9	18-34	31-51
2017-18	4-6	4-6	5-5	13-17	10-6	10-8	14-4	34-18	47-35



## MISCELLANEOUS RECORDS

### ALL-TIME HOME OPENER RESULTS (20-9)

DATE	SCORE	SITE	ATTENDANCE
11/8/89	Chicago 96, Minnesota 84	Metrodome	35,427
11/2/90	Minnesota 98, Dallas 85	Target Center	19,006
11/1/91	Utah 112, Minnesota 97	Target Center	19,006
11/7/92	Golden State 121, Minnesota 119 (OT)	Target Center	19,006
11/6/93	Utah 105, Minnesota 95	Target Center	18,827
11/5/94	Houston 115, Minnesota 85	Target Center	16,578
11/7/95	Minnesota 93, L.A. Lakers 92	Target Center	14,756
11/1/96	Minnesota 82, San Antonio 78	Target Center	18,109
10/31/97	Minnesota 129, Golden State 113	Target Center	16,784
2/9/99	Minnesota 74, San Antonio 70	Target Center	16,422
11/11/99	Minnesota 93, New York 90	Target Center	18,397
11/4/00	Minnesota 99, Sacramento 91	Target Center	19,006
10/30/01	Minnesota 83, Philadelphia 74	Target Center	18,697
10/30/02	Minnesota 83, Denver 77	Target Center	16,113
10/29/03	Minnesota 95, Milwaukee 89	Target Center	17,784
11/3/04	Minnesota 99, New York 93	Target Center	17,295
11/2/05	Minnesota 90, Portland 86	Target Center	16,799
11/1/06	Minnesota 92, Sacramento 83	Target Center	19,356
11/2/07	Denver 99, Minnesota 91	Target Center	19,443
10/29/08	Minnesota 98, Sacramento 96	Target Center	17,820
10/28/09	Minnesota 95, New Jersey 93	Target Center	18,358
10/27/10	Sacramento 117, Minnesota 116	Target Center	17,067
12/26/11	Oklahoma City 104, Minnesota 100	Target Center	19,406
11/2/12	Minnesota 92, Sacramento 80	Target Center	19,356
10/30/13	Minnesota 120, Orlando 115 (OT)	Target Center	17,988
10/30/14	Minnesota 97, Detroit 91	Target Center	18,296
11/2/15	Portland 106, Minnesota 101	Target Center	18,903
11/1/16	Minnesota 116, Memphis 80	Target Center	14,774
10/20/17	Minnesota 100, Utah 97	Target Center	18,978

### ALL-TIME OPENING GAME RESULTS (16-13)

DATE	SCORE	SITE	ATTENDANCE
11/3/89	Seattle 106, Minnesota 94	Seattle Coliseum	13,805
11/2/90	Minnesota 98, Dallas 85	Target Center	19,006
11/1/91	Utah 112, Minnesota 97	Target Center	19,006
11/6/92	Boston 113, Minnesota 92	Boston Garden	14,890
11/5/93	Detroit 104, Minnesota 99	The Palace	21,454
11/4/94	Denver 130, Minnesota 108	McNichols Arena	17,171
11/3/95	Sacramento 95, Minnesota 86	ARCO Arena	17,319
11/1/96	Minnesota 82, San Antonio 78	Target Center	18,109
10/31/97	Minnesota 129, Golden State 113	Target Center	16,784
2/5/99	Minnesota 110, Denver 92	McNichols Arena	17,171
11/5/99	Sacramento 100, Minnesota 95	Tokyo Dome	32,623
10/31/00	Minnesota 106, Houston 98	Compaq Center	11,327
10/30/01	Minnesota 83, Philadelphia 74	Target Center	18,697
10/30/02	Minnesota 83, Denver 77	Target Center	16,113
10/29/03	Minnesota 95, Milwaukee 89	Target Center	17,784
11/3/04	Minnesota 99, New York 93	Target Center	17,295
11/2/05	Minnesota 90, Portland 86	Target Center	16,799
11/1/06	Minnesota 92, Sacramento 83	Target Center	19,356
11/2/07	Denver 99, Minnesota 91	Target Center	19,443
10/29/08	Minnesota 98, Sacramento 96	Target Center	17,820
10/28/09	Minnesota 95, New Jersey 93	Target Center	18,358
10/27/10	Sacramento 117, Minnesota 116	Target Center	17,067
12/26/11	Oklahoma City 104, Minnesota 100	Target Center	19,406
11/2/12	Minnesota 92, Sacramento 80	Target Center	19,356
10/30/13	Minnesota 120, Orlando 115 (OT)	Target Center	17,988
10/29/14	Memphis 105, Minnesota 101	FedExForum	17,731
10/28/15	Minnesota 112, L.A. Lakers 111	Staples Center	18,997
10/26/16	Memphis 102, Minnesota 98	FedExForum	18,119
10/18/17	San Antonio 107, Minnesota 99	AT&T Center	18,418

### GAMES WITH LARGEST MARGINS

#### BIGGEST WINS

MARGIN	OPPONENT	SCORE	DATE	SITE
53	Chicago	127-74	11/8/01	Target Center
42	Oklahoma City	129-87	1/7/09	Target Center
39	Golden State	122-83	2/23/01	Target Center
36	L.A. Lakers	143-107	3/28/14	Target Center
36	Memphis	116-80	11/1/16	Target Center
35	Philadelphia	119-84	12/8/04	Wachovia Center
35	Washington	109-74	12/26/04	Target Center
35	New Orleans	144-109	4/13/16	Target Center
34	Cleveland	129-95	12/4/10	Target Center
32	Dallas	103-71	1/2/93	Target Center
32	Houston	122-90	3/30/00	Target Center
32	Toronto	112-80	3/19/02	Target Center
31	Vancouver	113-82	11/27/99	Target Center
31	L.A. Clippers	95-64	1/15/03	Staples Center
31	Phoenix	117-86	3/22/13	US Airways Center
31	Philadelphia	126-95	1/6/14	Wells Fargo Center
30	Brooklyn	111-81	11/22/13	Target Center
30	Phoenix	117-87	1/17/16	Target Center

#### BIGGEST ROAD WINS

MARGIN	OPPONENT	SCORE	DATE	SITE
35	Philadelphia	119-84	12/8/04	Wachovia Center
31	L.A. Clippers	95-64	1/15/03	Staples Center
31	Phoenix	117-86	3/22/13	US Airways Center
31	Philadelphia	126-95	1/6/14	Wells Fargo Center
29	Golden State	113-84	3/11/98	New Arena in Oakland
29	Orlando	100-71	11/7/03	TD Waterhouse Centre

#### BIGGEST LOSSES

MARGIN	OPPONENT	SCORE	DATE	SITE
48	New Orleans	91-139	11/14/14	Smoothie King Center
42	Orlando	86-128	11/3/10	Amway Center
41	Miami	72-113	3/5/96	Miami Arena
41	Golden State	105-146	11/9/09	Oracle Arena
39	Indiana	75-114	4/16/95	Market Square Arena
38	Philadelphia	71-109	11/25/94	Target Center
38	San Antonio	84-122	12/30/95	Alamodome
38	Phoenix	114-152	3/16/10	US Airways Center
37	Seattle	87-124	12/5/92	Seattle Center Coliseum
37	Golden State	109-146	4/1/94	Oakland Coliseum
37	Seattle	93-130	2/14/96	KeyArena
35	Utah	80-115	1/30/95	Delta Center

#### BIGGEST HOME LOSSES

MARGIN	OPPONENT	SCORE	DATE	SITE
38	Philadelphia	71-109	11/25/94	Target Center
32	Indiana	78-110	2/17/95	Target Center
32	New Orleans	90-122	4/9/08	Target Center
32	Sacramento	95-127	3/20/11	Target Center
30	Houston	85-115	11/5/94	Target Center





## MISCELLANEOUS RECORDS

### ALL-TIME COMEBACKS

DEFICIT	SCORE/TIME	VS./@ OPPONENT	FINAL SCORE	DATE
25	16-41 10:14, 2nd	vs. Charlotte	105-101	3/1/96
24	55-79 6:02, 3rd	@ Houston	124-122 (OT)	2/17/92
24	50-74 5:53, 3rd	@ Dallas	113-110 (OT)	1/17/98
22	49-71 9:36, 3rd	@ Brooklyn	107-96	11/5/12
21	24-45 10:09, 2nd	vs. Indiana	131-118	12/21/07
21	57-78 9:02, 3rd	vs. New York	112-103	11/12/10
21	30-51 6:37, 2nd	@ Chicago	99-94	12/13/16
20	44-64 5:29, 3rd	@ Seattle	100-96 (OT)	3/15/91
20	16-36 0:26, 1st	@ Washington	89-87	4/21/91
20	33-53 4:40, 2nd	@ Charlotte	102-96	1/1/07
20	31-51 3:04, 2nd	vs. Philadelphia	108-103 (OT)	1/18/10

### LEADS THAT GOT AWAY

LEAD	SCORE/TIME	VS./@ OPPONENT	FINAL SCORE	DATE
29	70-41 10:26, 3rd	@ Dallas	100-107	12/30/08
25	88-63 5:56, 3rd	vs. Seattle	106-114	3/27/07
22	80-58 5:43, 3rd	vs. Dallas	103-107	12/18/01
22	51-29 9:19, 2nd	vs. Phoenix	120-127	3/23/14
21	75-54 4:29, 3rd	vs. Portland	102-107	11/15/91
21	46-25 9:11, 2nd	vs. Phoenix	116-117 (OT)	1/27/93
21	63-42 0:24, 2nd	vs. Atlanta	87-94	11/24/07
21	43-22 6:50, 2nd	vs. Detroit	90-94	4/1/08
21	64-43 9:00, 3rd	vs. San Antonio	109-113 (OT)	11/24/10
21	55-34 0:58, 2nd	vs. Golden State	88-93	4/22/12
20	36-16 0:46, 1st	@ Orlando	86-90	11/21/96
20	43-23 9:04, 2nd	vs. Golden State	76-104	12/11/99
20	49-29 1:53, 2nd	vs. Golden State	94-97	4/4/12
20	59-39 11:41, 3rd	@ Houston	100-108	3/15/13
20	74-54 7:13, 3rd	@ Milwaukee	96-102	12/28/17

### TOP SCORING GAMES OFF THE BENCH

PTS	PLAYER	OPPONENT	DATE
35	Zach LaVine	Oklahoma City	1/27/16
35	Shabazz Muhammad	@ Golden State	4/5/16 (OT)
34	Wally Szczerbiak	@ Seattle	1/21/05
34	Rashad McCants	Denver	1/4/08
34	Michael Beasley	@ Houston	1/30/12
32	Gerald Glass	@ L.A. Lakers	12/23/90
30	Isaiah Rider	vs. Miami	3/3/96

### TOP SCORING GAMES OFF THE BENCH VS. MINNESOTA

PTS	PLAYER	OPPONENT	DATE
41	Todd Day	@ Boston	12/22/95
34	Danny Ainge	Phoenix	1/7/94
33	Cuttino Mobley	@ Houston	10/31/00
31	Clifford Robinson	Portland	12/8/93
31	Johnny Newman	@ Denver	11/28/97
31	Ben Gordon	@ Chicago	12/11/04
31	Manu Ginobili	San Antonio	11/30/07
31	Al Harrington	@ Denver	2/20/12 (OT)
30	Dell Curry	@ Charlotte	2/4/97
30	Cuttino Mobley	Houston	1/1/01
30	Flip Murray	@ Atlanta	3/23/09
30	Eric Gordon	@ Houston	1/18/18

### LONGEST WINNING STREAKS

11	1/17/01-2/7/01
10	3/26/04-11/3/04
9	12/30/01-1/15/02
7	1/9/98-1/21/98
7	2/19/03-3/2/03

### LONGEST HOME WINNING STREAKS

17	1/8/03-3/2/03
14	12/16/03-2/6/04
13	12/18/17-2/11/18
12	3/20/98-2/22/99
10	2/23/01-4/6/01

### LONGEST ROAD WINNING STREAKS

6	1/8/00-1/25/00
6	12/3/03-12/23/03
5	2/25/00-3/11/00
5	1/17/01-2/3/01
5	3/26/04-4/14/04
5	11/28/04-12/8/04
5	11/26/05-12/7/05

### LONGEST LOSING STREAKS

18	3/13/11-12/30/11
16	2/29/92-3/29/92
16	4/8/94-11/12/94
16	2/24/10-3/28/10
15	10/30/09-11/27/09
15	12/12/14-1/10/15

### LONGEST HOME LOSING STREAKS

14	4/9/94-12/14/94
14	3/16/15-11/20/15
11	1/28/09-3/9/09
10	3/27/07-11/6/07
10	2/10/10-3/28/10
10	12/12/14-1/23/15

### LONGEST ROAD LOSING STREAKS

22	12/9/89-3/23/90
17	2/24/10-11/9/10
16	11/28/07-1/19/08
14	1/17/94-3/8/94
14	2/21/06-4/11/06

### YEARLY STATISTICAL RANKINGS

YEAR	-----PTS-----			-----FG%-----			FT%	REB	AST	STL	TO	BLK
	OFF	DEF	OFF	DEF	DEF	FT%						
1989-90	27	2	26	18	19	21	24	6	2	22		
1990-91	26	9	25	23	23	17	21	13	1	11		
1991-92	23	19	22	23	20	26	14	24	4	7		
1992-93	27	15	18	24	2	25	18	18	24	11		
1993-94	26	16	19	17	2	16	17	26	27	12		
1994-95	26	17	21	19	3	27	21	24	25	14		
1995-96	19	23	18	18	1	19	14	13	26	7		
1996-97	17	17	13	13	9	24	9	24	9	2		
1997-98	2	25	8	15	15	18	3	22	1	13		
1998-99	11	16	23	16	9	15	2	13	1	10		
1999-00	13	11	2	10	7	8	1	17	4	11		
2000-01	7	14	6	22	4	15	2	6	4	10		
2001-02	5	16	5	14	2	1	2	28	4	16		
2002-03	7	18	2	10	10	9	2	29	6	15		
2003-04	10	7	2	4	5	9	6	26	2	7		
2004-05	16	9	4	7	1	9	4	30	2	10		
2005-06	28	8	11	9	11	24	12	19	17	5		
2006-07	20	19	13	16	3	20	7	28	21	24		
2007-08	26	21	18	27	21	13	26	12	17	29		
2008-09	21	22	29	26	15	3	17	28	17	28		
2009-10	20	29	25	25	22	19	24	13	30	28		
2010-11	10	30	27	23	13	3	25	17	30	10		
2011-12	10	25	27	22	10	15	24	26	21	24		
2012-13	20	15	24	24	21	10	16	5	20	19		
2013-14	3	26	23	29	9	10	5	3	8	30		
2014-15	23	30	24	30	6	24	16	9	23	27		
2015-16	15	23	7	28	4	21	8	14	23	19		
2016-17	13	18	8	28	5	5	9	12	19	19		
2017-18	8	17	4	29	2	13	18	6	2	24		



## MISCELLANEOUS RECORDS

### ALL-TIME OVERTIME RECORD

YEAR	GAMES	HOME W-L	ROAD W-L	TOTAL W-L
1989-90	7	1-3	0-3	1-6
1990-91	7	1-0	2-4	3-4
1991-92	5	0-2	2-1	2-3
1992-93	6	0-4	0-2	0-6
1993-94	2	0-1	0-1	0-2
1994-95	3	1-1	0-1	1-2
1995-96	4	0-1	0-3	0-4
1996-97	3	1-0	1-1	2-1
1997-98	9	3-2	2-2	5-4
1998-99	1	0-0	0-1	0-1
1999-00	8	4-1	3-0	7-1
2000-01	6	3-0	1-2	4-2
2001-02	4	0-0	2-2	2-2
2002-03	5	2-1	1-1	3-2
2003-04	3	0-1	2-0	2-1
2004-05	3	0-1	1-1	1-2
2005-06	6	1-2	0-3	1-5
2006-07	10	4-1	2-3	6-4
2007-08	2	1-1	0-0	1-1
2008-09	4	2-1	0-1	2-2
2009-10	2	1-0	0-1	1-1
2010-11	4	0-3	0-1	0-4
2011-12	3	0-0	0-3	0-3
2012-13	2	1-0	0-1	1-1
2013-14	5	1-1	2-1	3-2
2014-15	5	0-2	2-1	2-3
2015-16	7	1-0	3-3	4-3
2016-17	5	1-1	1-2	2-3
2017-18	5	2-1	1-1	3-2
TOTALS	136	31-31	28-46	59-77

### OVERTIME SUMMARY

#### ATLANTA (1-3)

1/5/91	The Omni	L	112-117
12/28/91	The Omni	L	122-125
12/13/94	The Omni	L	83-85
4/4/00	Target Center	W	86-76

#### BOSTON (1-2)

12/15/92	Target Center	L	119-124 (2OT)
2/1/02	FleetCenter	W	98-95
3/4/07	TD Banknorth Garden	L	117-124 (2OT)

#### BROOKLYN (1-3)

3/20/91	Brendan Byrne Arena	L	111-118
1/20/96	Continental Air Arena	L	97-103
3/24/00	Continental Air Arena	W	116-115
12/19/01	Continental Air Arena	L	112-117

#### CHARLOTTE (1-2)

4/12/91	Charlotte Coliseum	L	110-111 (2OT)
1/5/11	Target Center	L	105-108
12/3/16	Spectrum Center	W	125-120

#### CHICAGO (3-0)

11/13/03	United Center	W	92-89
1/25/09	Target Center	W	109-108
11/7/15	United Center	W	102-93

#### CLEVELAND (1-2)

2/2/91	Richfield Coliseum	L	110-113
3/21/00	Target Center	W	111-107
2/7/18	Quicken Loans Arena	L	138-140

#### DALLAS (6-2)

11/20/90	Reunion Arena	W	92-91
2/8/94	Reunion Arena	L	105-108
2/27/97	Reunion Arena	W	107-105 (2OT)
1/17/98	Reunion Arena	W	113-110
2/15/98	Target Center	W	105-99
12/15/12	Target Center	W	114-106

3/19/14	American Airlines Center	W	123-122
1/20/16	American Airlines Center	L	94-106

#### DENVER (5-7)

3/31/92	McNichols Arena	W	121-114
1/3/95	Target Center	L	99-108 (2OT)
12/28/96	Target Center	W	103-96
2/5/00	Pepsi Center	W	105-97
2/15/00	Target Center	L	104-107
11/8/00	Pepsi Center	L	107-109
11/4/04	Pepsi Center	L	92-94
2/24/06	Target Center	L	101-102
2/20/12	Pepsi Center	L	101-103
12/11/15	Pepsi Center	L	108-111
12/27/17	Target Center	W	128-125
4/11/18	Target Center	W	112-106

#### DETROIT (2-1)

3/1/98	Target Center	W	115-113 (2OT)
1/15/07	The Palace	W	94-90
1/19/07	Target Center	L	98-104 (2OT)

#### GOLDEN STATE (2-5)

12/27/91	Target Center	L	102-106
11/7/92	Target Center	L	119-121
12/19/92	Oakland Coliseum	L	116-122
1/5/96	Oakland Coliseum	L	119-122
4/2/06	Target Center	W	106-104
11/11/08	Oracle Arena	L	110-113
4/5/16	Oracle Arena	W	124-117

#### HOUSTON (4-5)

2/17/92	The Summit	W	124-122
4/22/93	The Summit	L	110-112
1/16/98	The Summit	W	116-115
2/20/98	Target Center	W	100-95
2/4/05	Target Center	L	113-119
1/7/07	Target Center	W	103-99
1/13/10	Toyota Center	L	114-120 (3OT)
12/5/14	Target Center	L	112-114
12/17/16	Target Center	L	109-111

#### INDIANA (2-1)

12/12/89	Market Square Arena	L	112-113
12/16/00	Target Center	W	113-110
11/16/01	Conseco Fieldhouse	W	120-113 (2OT)

#### L.A. CLIPPERS (1-3)

3/26/90	L.A. Sports Arena	L	96-101
12/4/04	Staples Center	W	107-100
11/5/05	Staples Center	L	99-100
12/22/13	Staples Center	L	116-120

#### L.A. LAKERS (2-3)

12/20/89	Metrodome	L	97-106
3/6/07	Target Center	W	117-107 (2OT)
3/26/15	Target Center	L	99-101
12/9/15	Target Center	W	123-122
3/24/17	Staples Center	L	119-130

#### MEMPHIS (3-3)

11/5/95	General Motors Place	L	98-100
4/14/00	General Motors Place	W	104-94 (2OT)
11/19/02	Target Center	W	110-106
4/19/06	Target Center	L	92-102 (2OT)
2/9/07	FedExForum	L	97-105
12/29/08	Target Center	W	108-98

#### MIAMI (2-1)

3/2/94	Target Center	L	100-108
4/4/14	American Airlines Arena	W	122-121 (2OT)
10/30/17	American Airlines Arena	W	125-122

#### MILWAUKEE (2-1)

4/14/95	Target Center	W	104-100
12/27/95	Target Center	L	93-99
4/16/08	Target Center	W	110-101

### NEW ORLEANS (0-0)

#### NEW YORK (1-1)

2/25/99	Madison Sq. Garden	L	113-115
3/19/15	Madison Sq. Garden	W	95-92

#### OKLAHOMA CITY (3-5)

3/15/91	Seattle Ctr. Coliseum	W	100-96
3/8/98	Target Center	L	98-99
3/5/00	Target Center	W	105-100
3/4/01	Target Center	W	119-111
11/4/05	KeyArena	L	102-107
3/2/08	Target Center	L	108-111
1/26/11	Target Center	L	117-118
3/23/12	Ches. Energy Arena	L	140-149 (2OT)

#### ORLANDO (3-2)

4/1/07	Amway Arena	W	105-104
10/30/13	Target Center	W	120-115
11/7/14	Amway Center	L	103-112
11/18/15	Amway Center	L	101-104
1/30/17	Target Center	W	111-105

#### PHILADELPHIA (5-2)

11/10/89	Metrodome	W	125-118
2/3/91	Target Center	W	110-102 (2OT)
12/11/00	First Union Center	W	96-91
12/12/05	Wachovia Center	L	89-90
1/5/07	Target Center	W	104-102
1/18/10	Target Center	W	108-103
12/12/17	Target Center	L	112-118

#### PHOENIX (0-5)

3/10/90	Metrodome	L	98-101
1/27/93	Target Center	L	116-117
1/18/02	America West Arena	L	100-103
4/11/11	US Airways Center	L	127-135
2/26/13	US Airways Center	L	83-84

#### PORTLAND (0-3)

11/7/96	Rose Garden	L	94-95
12/14/02	Target Center	L	92-98
1/24/07	Rose Garden	L	98-101

#### SACRAMENTO (2-3)

12/23/92	Target Center	L	96-102
1/10/03	Target Center	W	115-109
3/5/03	ARCO Arena	L	95-96
11/5/03	Target Center	L	121-125
12/5/03	ARCO Arena	W	112-109

#### SAN ANTONIO (3-4)

11/17/00	Target Center	W	99-94
3/14/01	Alamodome	L	100-106
3/21/03	SBC Center	W	101-94
1/3/07	Target Center	W	103-101
11/5/08	Target Center	L	125-129 (2OT)
11/24/10	Target Center	L	109-113
3/4/17	AT&T Center	L	90-97

#### TORONTO (1-1)

1/24/98	SkyDome	L	107-113
3/26/00	Target Center	W	106-101

#### UTAH (1-5)

11/21/89	Metrodome	L	101-103
2/13/90	Salt Palace	L	104-110
11/24/97	Delta Center	L	124-133
3/15/12	EnergySolutions Arena	L	105-111
4/16/14	Target Center	L	130-136 (2OT)
3/23/15	EnergySolutions Arena	W	106-104

#### WASHINGTON (1-2)

11/13/91	Target Center	L	114-119
11/13/97	Target Center	L	88-91
3/25/16	Verizon Center	W	132-129 (2OT)



## MISCELLANEOUS RECORDS

### TRIPLE-DOUBLES

PLAYER	OPPONENT	DATE	STATISTICS
Tyrone Corbin	Dallas	1/2/91	10 Pts, 13 Reb, 10 Ast
Micheal Williams	Boston	12/15/92	16 Pts, 10 Reb, 14 Ast
Micheal Williams	@ Golden State	12/19/92	27 Pts, 13 Reb, 15 Ast
Kevin Garnett	Denver	1/3/98	18 Pts, 13 Reb, 10 Ast
Kevin Garnett	@ Atlanta	12/14/99	22 Pts, 15 Reb, 10 Ast
Terrell Brandon	@ Philadelphia	1/9/00	27 Pts, 10 Reb, 14 Ast
Bobby Jackson	Sacramento	1/31/00	17 Pts, 11 Reb, 12 Ast
Kevin Garnett	@ Portland*	4/23/00	12 Pts, 10 Reb, 11 Ast
Kevin Garnett	Portland*	4/30/00	23 Pts, 13 Reb, 10 Ast
Kevin Garnett	@ Detroit	12/15/00	26 Pts, 13 Reb, 10 Ast
Terrell Brandon	Golden State	2/23/01	27 Pts, 10 Reb, 16 Ast
Kevin Garnett	Detroit	2/28/01	18 Pts, 10 Reb, 10 Ast
Chauncey Billups	Memphis	4/3/02	26 Pts, 11 Reb, 10 Ast
Kevin Garnett	Orlando	11/1/02	23 Pts, 14 Reb, 10 Ast
Kevin Garnett	Sacramento	11/27/02	20 Pts, 13 Reb, 10 Ast
Kevin Garnett	@ Chicago	12/27/02	25 Pts, 15 Reb, 10 Ast
Kevin Garnett	@ Phoenix	3/9/03	29 Pts, 14 Reb, 12 Ast
Kevin Garnett	Portland	3/16/03	17 Pts, 11 Reb, 10 Ast
Kevin Garnett	@ Portland	4/6/03	16 Pts, 14 Reb, 12 Ast
Kevin Garnett	Dallas	12/18/03	35 Pts, 10 Reb, 10 Ast
Kevin Garnett	@ Golden State	1/28/04	20 Pts, 20 Reb, 10 Ast
Sam Cassell	San Antonio	3/23/04	14 Pts, 10 Reb, 11 Ast
Kevin Garnett	Denver*	4/21/04	20 Pts, 22 Reb, 10 Ast
Kevin Garnett	Golden State	4/13/05	21 Pts, 15 Reb, 11 Ast
Kevin Garnett	Golden State	2/7/07	17 Pts, 15 Reb, 10 Ast
Kevin Garnett	Boston	2/11/07	26 Pts, 11 Reb, 10 Ast
Kevin Garnett	@ Boston	3/4/07	33 Pts, 13 Reb, 10 Ast
J.J. Barea	@ Oklahoma City	3/23/12	25 Pts, 10 Reb, 14 Ast
Ricky Rubio	San Antonio	3/12/13	21 Pts, 13 Reb, 12 Ast
Ricky Rubio	@ L.A. Lakers	11/10/13	12 Pts, 10 Reb, 14 Ast
Kevin Love	@ Utah	2/22/14	37 Pts, 12 Reb, 10 Ast
Ricky Rubio	@ Dallas	3/19/14	22 Pts, 10 Reb, 15 Ast
Kevin Love	L.A. Lakers	3/28/14	22 Pts, 10 Reb, 10 Ast
Kevin Love	Memphis	4/2/14	24 Pts, 16 Reb, 10 Ast
Ricky Rubio	L.A. Clippers	3/2/15	18 Pts, 12 Reb, 11 Ast
Karl-Anthony Towns	@ Denver	12/28/16	15 Pts, 11 Reb, 10 Ast
Ricky Rubio	@ San Antonio	3/4/17	11 Pts, 13 Reb, 10 Ast

(\*Playoff game)

### OPPONENTS TRIPLE-DOUBLES

PLAYER	TEAM	DATE	STATISTICS
David Robinson	@ San Antonio	2/23/90	24 Pts, 12 Reb, 12 Blk
Kevin Johnson	@ Phoenix	3/23/90	13 Pts, 10 Reb, 18 Ast
Clyde Drexler	Portland	1/15/91	32 Pts, 10 Reb, 11 Ast
Larry Johnson	@ Charlotte	3/18/93	11 Pts, 12 Reb, 10 Ast
David Robinson	@ San Antonio	11/9/93	43 Pts, 11 Reb, 10 Blk
David Robinson	@ San Antonio	1/11/94	27 Pts, 12 Reb, 10 Ast
Oliver Miller	@ Phoenix	2/9/94	14 Pts, 15 Reb, 11 Ast
Billy Owens	@ Miami	1/5/95	19 Pts, 10 Reb, 10 Ast
Larry Johnson	@ Charlotte	1/11/95	23 Pts, 10 Reb, 10 Ast
Jason Kidd	@ Dallas	4/7/95	11 Pts, 10 Reb, 13 Ast
Dikembe Mutombo	@ Denver	12/2/95	22 Pts, 16 Reb, 10 Blk
Grant Hill	@ Detroit	3/21/97	22 Pts, 11 Reb, 10 Ast
Jason Kidd	@ Phoenix	4/8/97	15 Pts, 10 Reb, 13 Ast
Antoine Walker	Boston	1/15/01	20 Pts, 12 Reb, 12 Ast
Jason Kidd	@ Phoenix	2/14/01	19 Pts, 10 Reb, 12 Ast
Jamaal Tinsley	Indiana	3/15/02	11 Pts, 10 Reb, 10 Ast
Jason Kidd	@ New Jersey	10/31/03	21 Pts, 11 Reb, 14 Ast
Andre Miller	@ Denver	1/26/04	24 Pts, 10 Reb, 10 Ast
Chauncey Billups	@ Detroit	2/20/04	20 Pts, 10 Reb, 11 Ast
Lamar Odom	L.A. Lakers	2/13/08	10 Pts, 16 Reb, 10 Ast
Russell Westbrook	Oklahoma City	2/21/10	22 Pts, 10 Reb, 14 Ast
Andre Iguodala	@ Philadelphia	3/4/11	22 Pts, 10 Reb, 13 Ast
Goran Dragic	Houston	4/13/11	11 Pts, 11 Reb, 11 Ast
Kyle Lowry	Houston	1/23/12	16 Pts, 10 Reb, 10 Ast
Larry Sanders	Milwaukee	11/30/12	10 Pts, 12 Reb, 10 Blk
Kevin Durant	@ Oklahoma City	12/1/13	32 Pts, 10 Reb, 12 Ast
Kyle Lowry	Toronto	3/9/14	20 Pts, 12 Reb, 11 Ast
Joakim Noah	Chicago	4/9/14	15 Pts, 13 Reb, 10 Ast
Michael Carter-Williams	@ Philadelphia	1/30/15	17 Pts, 10 Reb, 10 Ast
James Harden	@ Houston	2/23/15	31 Pts, 10 Reb, 10 Ast
Russell Westbrook	@ Oklahoma City	3/13/15	29 Pts, 10 Reb, 12 Ast
Hassan Whiteside	@ Miami	11/17/15	22 Pts, 14 Reb, 10 Blk
Russell Westbrook	@ Oklahoma City	1/15/16	12 Pts, 11 Reb, 10 Ast
Russell Westbrook	Oklahoma City	1/13/17	21 Pts, 11 Reb, 12 Ast
James Harden	@ Houston	4/12/17	27 Pts, 10 Reb, 12 Ast
Blake Griffin	@ L.A. Clippers	1/22/18	32 Pts, 11 Reb, 12 Ast
Kevin Durant	@ Golden State	1/25/18	28 Pts, 10 Reb, 11 Ast
LeBron James	@ Cleveland	2/7/18	37 Pts, 10 Reb, 15 Ast
Ben Simmons	@ Philadelphia	3/24/18	15 Pts, 12 Reb, 13 Ast



## MISCELLANEOUS RECORDS

### SINGLE GAME

LONGEST GAME (REGULATION):	2:40	vs. Philadelphia, 2/1/04; @ L.A. Clippers, 1/20/12
LONGEST GAME (OVERTIME):	3:10	vs. Detroit, 3/1/98 (2OT); vs. L.A. Lakers, 3/6/07 (2OT); @ Houston, 1/13/10 (3OT)
SHORTEST GAME:	1:46	@ Houston, 1/24/91
MOST POINTS SCORED BY MINNESOTA IN A LOSS:	140	@ Oklahoma City (149), 3/23/12 (2OT)
	130	@ Houston (142), 2/25/17
FEWEST POINTS SCORED BY MINNESOTA IN A VICTORY:	73	vs. Toronto (56), 11/1/03
MOST CONSECUTIVE POINTS SCORED, TEAM:	21	vs. Seattle, 3rd & 4th quarters, 1/31/90
MOST CONSECUTIVE POINTS SCORED TO OPEN GAME, TEAM:	16	@ Miami, 4/14/97
MOST CONSECUTIVE POINTS ALLOWED, TEAM:	23	@ Sacramento, 2nd & 3rd quarters, 3/14/10
MOST CONSECUTIVE POINTS ALLOWED TO OPEN GAME, TEAM:	15	@ New York, 1/26/10
MOST PLAYERS SCORING IN DOUBLE FIGURES:	8	Most recently: vs. New York, 1/12/18 (Towns 23, Gibson 17, Wiggins 16, Butler 13, Teague 12, Bjelica 10, Crawford 10, Dieng 10)
MOST PLAYERS SCORING 20 OR MORE POINTS:	4	Most recently: vs. L.A. Clippers, 3/20/18 (Towns 30, Wiggins 27, Crawford 20, Teague 20)
MOST POINTS OFF THE BENCH:	74	vs. Sacramento, 4/15/09
QUICKEST DISQUALIFICATION ON PERSONAL FOULS:	6 minutes	Sam Mitchell, vs. L.A. Lakers, 3/17/90
EARLIEST DISQUALIFICATION ON PERSONAL FOULS:	6:54, 3rd quarter	Tod Murphy, @ San Antonio, 1/6/90
MOST TECHNICAL FOULS, TEAM:	6	Most recently: vs. Portland, 12/23/05 Kevin Garnett, Michael Olowokandi 2, 3 Defensive Three Seconds. (Referees: McCutchen, Grillo, Zielinski.)
MOST TECHNICAL FOULS, BOTH TEAMS:	10	Most recently: vs. Portland, 12/23/05 MIN: Kevin Garnett, Michael Olowokandi 2, 3 Defensive Three Seconds; POR: Nate McMillan 2, Joel Przybilla, 1 Defensive Three Seconds. (Referees: McCutchen, Grillo, Zielinski.)

### SEASON - INDIVIDUAL

MOST GAMES WITH 40 OR MORE POINTS:	6	Kevin Love, 2013-14
MOST GAMES WITH 30 OR MORE POINTS:	25	Kevin Love, 2013-14
MOST GAMES WITH 20 OR MORE POINTS:	67	Kevin Garnett, 2003-04
MOST GAMES WITH 10 OR MORE POINTS:	82	Tony Campbell, 1989-90; Kevin Garnett, 97-98, 02-03, 03-04, 04-05
MOST GAMES WITH 10 OR MORE POINTS AND REBOUNDS:	71	Kevin Garnett, 2003-04
MOST CONSECUTIVE GAMES WITH 30 OR MORE POINTS:	6	Kevin Love (2/10/14 thru 2/25/14)
MOST CONSECUTIVE GAMES WITH 20 OR MORE POINTS:	21	Karl-Anthony Towns (1/26/17 thru 3/13/17)
MOST CONSECUTIVE GAMES WITH 10 OR MORE POINTS:	398	Kevin Garnett (10/30/02 thru 4/9/07)
MOST CONSECUTIVE GAMES WITH 10 OR MORE POINTS AND REBOUNDS:	53	Kevin Love (11/22/10 thru 3/11/11)
MOST TIMES LED OR SHARED SCORING LEAD:	60	Kevin Garnett, 2002-03

### SEASON - TEAM

MOST 100-POINT GAMES:	66	2017-18
MOST CONSECUTIVE 100-POINT GAMES:	17	1/20/18 thru 2/26/18
MOST GAMES UNDER 100 POINTS:	64	2005-06
MOST CONSECUTIVE GAMES UNDER 100 POINTS:	16	12/6/94 thru 1/11/95; 3/10/04 thru 4/9/04
MOST 100-POINT GAMES ALLOWED:	65	2014-15
MOST CONSECUTIVE 100-POINT GAMES ALLOWED:	24	2/15/92 thru 3/31/92
MOST GAMES HOLDING THE OPPONENT UNDER 100 POINTS:	71	2003-04
MOST CONSECUTIVE GAMES HOLDING THE OPPONENT UNDER 100:	13	Most recently: 1/6/04 thru 1/30/04
MOST GAMES TO SHOOT .500+:	31	1999-00
MOST CONSECUTIVE GAMES TO SHOOT .500+:	5	1/6/00 thru 1/13/00
MOST CONSECUTIVE GAMES TO SHOOT UNDER .500:	24	11/30/14 thru 1/16/15; 11/17/15 thru 1/2/16
MOST GAMES FOR THE OPPONENT TO SHOOT .500+:	41	1992-93
MOST CONSECUTIVE GAMES FOR THE OPPONENT TO SHOOT .500+:	6	12/18/90 thru 12/30/90
MOST CONSECUTIVE GAMES FOR THE OPPONENT TO SHOOT UNDER .500:	24	1/13/00 thru 2/29/00





## YEAR-BY-YEAR LEADERS

### TOTAL POINTS

17-18	Karl-Anthony Towns	1,743
16-17	Karl-Anthony Towns	2,061
15-16	Andrew Wiggins	1,675
14-15	Andrew Wiggins	1,387
13-14	Kevin Love	2,010
12-13	Nikola Pekovic	1,011
11-12	Kevin Love	1,432
10-11	Kevin Love	1,476
09-10	Al Jefferson	1,301
08-09	Al Jefferson	1,156
07-08	Al Jefferson	1,726
06-07	Kevin Garnett	1,704
05-06	Kevin Garnett	1,656
04-05	Kevin Garnett	1,817
03-04	Kevin Garnett	1,987
02-03	Kevin Garnett	1,883
01-02	Kevin Garnett	1,714
00-01	Kevin Garnett	1,784
99-00	Kevin Garnett	1,857
98-99	Kevin Garnett	977
97-98	Kevin Garnett	1,518
96-97	Tom Gugliotta	1,672
95-96	Isaiah Rider	1,470
94-95	Isaiah Rider	1,532
93-94	Isaiah Rider	1,313
92-93	Doug West	1,543
91-92	Pooh Richardson	1,350
90-91	Tony Campbell	1,678
89-90	Tony Campbell	1,903

### SCORING AVERAGE

17-18	Jimmy Butler	22.2
16-17	Karl-Anthony Towns	25.1
15-16	Andrew Wiggins	20.7
14-15	Andrew Wiggins	16.9
13-14	Kevin Love	26.1
12-13	Derrick Williams	12.0
11-12	Kevin Love	26.0
10-11	Kevin Love	20.2
09-10	Al Jefferson	17.1
08-09	Randy Foye	16.3
07-08	Al Jefferson	21.0
06-07	Kevin Garnett	22.4
05-06	Kevin Garnett	21.8
04-05	Kevin Garnett	22.2
03-04	Kevin Garnett	24.2
02-03	Kevin Garnett	23.0
01-02	Kevin Garnett	21.2
00-01	Kevin Garnett	22.0
99-00	Kevin Garnett	22.9
98-99	Kevin Garnett	20.8
97-98	Kevin Garnett	18.5
96-97	Tom Gugliotta	20.6
95-96	Isaiah Rider	19.6
94-95	Isaiah Rider	20.4
93-94	Christian Laettner	16.8
92-93	Doug West	19.3
91-92	Tony Campbell	16.8
90-91	Tony Campbell	21.8
89-90	Tony Campbell	23.2

### FIELD GOALS MADE

17-18	Karl-Anthony Towns	639
16-17	Karl-Anthony Towns	802
15-16	Karl-Anthony Towns	625
14-15	Andrew Wiggins	497
13-14	Kevin Love	650
12-13	Nikola Pekovic	385
11-12	Kevin Love	474
10-11	Michael Beasley	561
09-10	Al Jefferson	560
08-09	Al Jefferson	485
07-08	Al Jefferson	721
06-07	Kevin Garnett	638
05-06	Kevin Garnett	626
04-05	Kevin Garnett	683
03-04	Kevin Garnett	804
02-03	Kevin Garnett	743
01-02	Kevin Garnett	659
00-01	Kevin Garnett	704
99-00	Kevin Garnett	759
98-99	Kevin Garnett	414
97-98	Kevin Garnett	635
96-97	Tom Gugliotta	592
95-96	Isaiah Rider	560
94-95	Isaiah Rider	558
93-94	Isaiah Rider	522
92-93	Doug West	646
91-92	Pooh Richardson	587
90-91	Tony Campbell	652
89-90	Tony Campbell	723

### FIELD GOALS ATTEMPTED

17-18	Andrew Wiggins	1,300
16-17	Andrew Wiggins	1,570
15-16	Andrew Wiggins	1,294
14-15	Andrew Wiggins	1,137
13-14	Kevin Love	1,422
12-13	Luke Ridnour	811
11-12	Kevin Love	1,059
10-11	Michael Beasley	1,246
09-10	Al Jefferson	1,125
08-09	Randy Foye	981
07-08	Al Jefferson	1,441
06-07	Kevin Garnett	1,341
05-06	Kevin Garnett	1,191
04-05	Kevin Garnett	1,360
03-04	Kevin Garnett	1,611
02-03	Kevin Garnett	1,481
01-02	Kevin Garnett	1,401
00-01	Kevin Garnett	1,475
99-00	Kevin Garnett	1,526
98-99	Kevin Garnett	900
97-98	Kevin Garnett	1,293
96-97	Tom Gugliotta	1,339
95-96	Isaiah Rider	1,206
94-95	Isaiah Rider	1,249
93-94	Isaiah Rider	1,115
92-93	Doug West	1,249
91-92	Pooh Richardson	1,261
90-91	Tony Campbell	1,502
89-90	Tony Campbell	1,581

### FIELD-GOAL PCT. (MIN. 300 FGM)

17-18	Taj Gibson	(425-737) .577
16-17	Karl-Anthony Towns	(802-1,480) .542
15-16	Karl-Anthony Towns	(625-1,153) .542
14-15	Andrew Wiggins	(497-1,137) .437
13-14	Nikola Pekovic	(378-700) .540
12-13	Nikola Pekovic	(385-741) .520
11-12	Nikola Pekovic	(256-454) .564
10-11	Kevin Love	(482-1,026) .470
09-10	Al Jefferson	(560-1,125) .498
08-09	Al Jefferson	(485-975) .497
07-08	Al Jefferson	(721-1,441) .500
06-07	Mark Blount	(427-839) .509
05-06	Kevin Garnett	(626-1,191) .526
04-05	Wally Szczerbiak	(465-919) .506
03-04	Kevin Garnett	(804-1,611) .499
02-03	Rasho Nesterovic	(400-762) .525
01-02	Wally Szczerbiak	(609-1,200) .508
00-01	Wally Szczerbiak	(469-920) .510
99-00	Wally Szczerbiak	(342-669) .511
98-99	Kevin Garnett	(414-900) .460
97-98	Tom Gugliotta	(319-635) .502
96-97	Kevin Garnett	(549-1,100) .499
95-96	Kevin Garnett	(361-735) .491
94-95	Christian Laettner	(450-920) .489
93-94	Doug West	(434-891) .487
92-93	Doug West	(646-1,249) .517
91-92	Doug West	(463-894) .518
90-91	Pooh Richardson	(635-1,350) .470
89-90	Tyrone Corbin	(521-1,083) .481

### FREE THROWS MADE

17-18	Jimmy Butler	363
16-17	Andrew Wiggins	412
15-16	Andrew Wiggins	430
14-15	Andrew Wiggins	354
13-14	Kevin Love	520
12-13	Nikola Pekovic	241
11-12	Kevin Love	379
10-11	Kevin Love	424
09-10	Kevin Love	225
08-09	Kevin Love	265
07-08	Al Jefferson	284
06-07	Kevin Garnett	416
05-06	Kevin Garnett	396
04-05	Kevin Garnett	445
03-04	Kevin Garnett	368
02-03	Kevin Garnett	377
01-02	Kevin Garnett	359
00-01	Kevin Garnett	357
99-00	Kevin Garnett	309
98-99	Kevin Garnett	145
97-98	Stephon Marbury	329
96-97	Tom Gugliotta	464
95-96	Tom Gugliotta	289
94-95	Christian Laettner	409
93-94	Christian Laettner	375
92-93	Christian Laettner	462
91-92	Tony Campbell	240
90-91	Tony Campbell	358
89-90	Tony Campbell	448

### FREE THROWS ATTEMPTED

17-18	Jimmy Butler	425
16-17	Andrew Wiggins	542
15-16	Andrew Wiggins	565
14-15	Andrew Wiggins	466
13-14	Kevin Love	633
12-13	Nikola Pekovic	324
11-12	Kevin Love	460
10-11	Kevin Love	499
09-10	Kevin Love	276
08-09	Kevin Love	336
07-08	Al Jefferson	394
06-07	Kevin Garnett	498
05-06	Kevin Garnett	489
04-05	Kevin Garnett	549
03-04	Kevin Garnett	465
02-03	Kevin Garnett	502
01-02	Kevin Garnett	448
00-01	Kevin Garnett	467
99-00	Kevin Garnett	404
98-99	Kevin Garnett	206
97-98	Stephon Marbury	450
96-97	Tom Gugliotta	566
95-96	Tom Gugliotta	374
94-95	Christian Laettner	500
93-94	Christian Laettner	479
92-93	Christian Laettner	553
91-92	Tony Campbell	299
90-91	Tony Campbell	446
89-90	Tony Campbell	569

### FREE-THROW PCT. (MIN. 125 FTM)

17-18	Karl-Anthony Towns	(345-402) .858
16-17	Ricky Rubio	(254-285) .891
15-16	Kevin Martin	(125-142) .880
14-15	Kevin Martin	(170-193) .881
13-14	Kevin Martin	(303-340) .891
12-13	Luke Ridnour	(139-164) .848
11-12	Luke Ridnour	(106-119) .891
10-11	Kevin Love	(424-499) .850
09-10	Jonny Flynn	(223-270) .826
08-09	Randy Foye	(230-272) .846
07-08	Ryan Gomes	(190-229) .830
06-07	Randy Foye	(164-192) .854
05-06	Wally Szczerbiak	(163-182) .896
04-05	Sam Cassell	(134-155) .865
03-04	Sam Cassell	(289-331) .873
02-03	Troy Hudson	(208-231) .900
01-02	Chauncey Billups	(207-234) .885
00-01	Terrell Brandon	(195-224) .871
99-00	Terrell Brandon	(187-208) .899
98-99	Sam Mitchell	(126-165) .764
97-98	Terry Porter	(167-195) .856
96-97	Tom Gugliotta	(464-566) .820
95-96	Isaiah Rider	(248-296) .838
94-95	Doug West	(206-246) .837
93-94	Micheal Williams	(333-397) .839
92-93	Micheal Williams	(419-462) .907
91-92	Doug West	(186-231) .805
90-91	Tony Campbell	(358-446) .803
89-90	Tony Campbell	(448-569) .787



## YEAR-BY-YEAR LEADERS

### THREE-POINT FG MADE

17-18	Karl-Anthony Towns	120
16-17	Zach LaVine	120
15-16	Zach LaVine	123
14-15	Kevin Martin	75
13-14	Kevin Love	190
12-13	J.J. Barea	97
11-12	Kevin Love	105
10-11	Wes Johnson	103
09-10	Corey Brewer	82
08-09	Randy Foye	111
07-08	Rashad McCants	142
06-07	Ricky Davis	123
05-06	Rashad McCants	67
04-05	Troy Hudson	89
03-04	Latrell Sprewell	99
02-03	Troy Hudson	97
01-02	Chauncey Billups	124
00-01	Anthony Peeler	100
99-00	Anthony Peeler	85
98-99	Anthony Peeler	34
97-98	Stephon Marbury	95
96-97	Stephon Marbury, James Robinson	102
95-96	Isaiah Rider	102
94-95	Isaiah Rider	139
93-94	Chuck Person	100
92-93	Chuck Person	118
91-92	Pooh Richardson	53
90-91	Scott Brooks	45
89-90	Pooh Richardson	23

### THREE-POINT FG ATTEMPTED

17-18	Andrew Wiggins	338
16-17	Zach LaVine	310
15-16	Zach LaVine	316
14-15	Kevin Martin	191
13-14	Kevin Love	505
12-13	Alexey Shved	288
11-12	Kevin Love	282
10-11	Wes Johnson	289
09-10	Corey Brewer	237
08-09	Randy Foye	308
07-08	Rashad McCants	349
06-07	Ricky Davis	310
05-06	Rashad McCants	180
04-05	Troy Hudson	258
03-04	Latrell Sprewell	299
02-03	Troy Hudson	266
01-02	Chauncey Billups	315
00-01	Anthony Peeler	256
99-00	Anthony Peeler	255
98-99	Anthony Peeler	114
97-98	Stephon Marbury	304
96-97	Stephon Marbury	288
95-96	Isaiah Rider	275
94-95	Isaiah Rider	396
93-94	Chuck Person	272
92-93	Chuck Person	332
91-92	Pooh Richardson	155
90-91	Scott Brooks	135
89-90	Pooh Richardson	83

### THREE-POINT FG PCT. (MIN. 55 3FGM)

17-18	Karl-Anthony Towns	(120-285) .421
16-17	Zach LaVine	(120-310) .387
15-16	Zach LaVine	(123-316) .389
14-15	Kevin Martin	(75-191) .393
13-14	Kevin Martin	(115-297) .387
12-13	J.J. Barea	(97-280) .346
11-12	Kevin Love	(105-282) .372
10-11	Luke Ridnour	(81-184) .440
09-10	Wayne Ellington	(64-162) .395
08-09	Mike Miller	(85-225) .378
07-08	Randy Foye	(61-148) .412
06-07	Ricky Davis	(123-310) .397
05-06	Wally Szczerbiak	(58-143) .406
04-05	Fred Hoiberg	(70-145) .483
03-04	Fred Hoiberg	(76-172) .442
02-03	Wally Szczerbiak	(61-145) .421
01-02	Wally Szczerbiak	(87-191) .455
00-01	Anthony Peeler	(100-256) .391
99-00	Anthony Peeler	(85-255) .333
98-99	Dennis Scott	(29-68) .426
97-98	Anthony Peeler	(48-106) .453
96-97	James Robinson	(102-267) .382
95-96	Isaiah Rider	(102-275) .371
94-95	Isaiah Rider	(139-396) .351
93-94	Chuck Person	(100-272) .368
92-93	Chuck Person	(118-332) .355
91-92	no qualifiers	
90-91	no qualifiers	
89-90	no qualifiers	

### OFFENSIVE REBOUNDS

17-18	Karl-Anthony Towns	238
16-17	Karl-Anthony Towns	296
15-16	Karl-Anthony Towns	229
14-15	Gorgui Dieng	223
13-14	Kevin Love	224
12-13	Nikola Pekovic	230
11-12	Kevin Love	226
10-11	Kevin Love	330
09-10	Kevin Love	227
08-09	Kevin Love	274
07-08	Al Jefferson	308
06-07	Kevin Garnett	183
05-06	Kevin Garnett	214
04-05	Kevin Garnett	247
03-04	Kevin Garnett	245
02-03	Kevin Garnett	244
01-02	Kevin Garnett	243
00-01	Kevin Garnett	219
99-00	Kevin Garnett	223
98-99	Kevin Garnett	166
97-98	Kevin Garnett	222
96-97	Kevin Garnett	190
95-96	Tom Gugliotta	176
94-95	Sean Rooks	165
93-94	Christian Laettner	160
92-93	Christian Laettner	171
91-92	Felton Spencer	167
90-91	Felton Spencer	272
89-90	Tyrone Corbin	219

### DEFENSIVE REBOUNDS

17-18	Karl-Anthony Towns	774
16-17	Karl-Anthony Towns	711
15-16	Karl-Anthony Towns	629
14-15	Gorgui Dieng	386
13-14	Kevin Love	739
12-13	Derrick Williams	334
11-12	Kevin Love	508
10-11	Kevin Love	782
09-10	Al Jefferson	523
08-09	Kevin Love	460
07-08	Al Jefferson	603
06-07	Kevin Garnett	792
05-06	Kevin Garnett	752
04-05	Kevin Garnett	861
03-04	Kevin Garnett	894
02-03	Kevin Garnett	858
01-02	Kevin Garnett	738
00-01	Kevin Garnett	702
99-00	Kevin Garnett	733
98-99	Kevin Garnett	323
97-98	Kevin Garnett	564
96-97	Tom Gugliotta	515
95-96	Tom Gugliotta	514
94-95	Christian Laettner	449
93-94	Christian Laettner	442
92-93	Christian Laettner	537
91-92	Sam Mitchell	315
90-91	Tyrone Corbin	404
89-90	Tyrone Corbin	385

### TOTAL REBOUNDS

17-18	Karl-Anthony Towns	1,012
16-17	Karl-Anthony Towns	1,007
15-16	Karl-Anthony Towns	858
14-15	Gorgui Dieng	609
13-14	Kevin Love	963
12-13	Nikola Pekovic	545
11-12	Kevin Love	734
10-11	Kevin Love	1,112
09-10	Al Jefferson	703
08-09	Kevin Love	734
07-08	Al Jefferson	911
06-07	Kevin Garnett	975
05-06	Kevin Garnett	966
04-05	Kevin Garnett	1,108
03-04	Kevin Garnett	1,139
02-03	Kevin Garnett	1,102
01-02	Kevin Garnett	981
00-01	Kevin Garnett	921
99-00	Kevin Garnett	956
98-99	Kevin Garnett	489
97-98	Kevin Garnett	786
96-97	Tom Gugliotta	702
95-96	Tom Gugliotta	690
94-95	Christian Laettner	613
93-94	Christian Laettner	602
92-93	Christian Laettner	708
91-92	Sam Mitchell	473
90-91	Felton Spencer	641
89-90	Tyrone Corbin	604

### ASSISTS

17-18	Jeff Teague	492
16-17	Ricky Rubio	682
15-16	Ricky Rubio	658
14-15	Zach LaVine	276
13-14	Ricky Rubio	703
12-13	Ricky Rubio	418
11-12	Ricky Rubio	336
10-11	Luke Ridnour	384
09-10	Jonny Flynn	356
08-09	Sebastian Telfair	343
07-08	Sebastian Telfair	355
06-07	Ricky Davis	385
05-06	Kevin Garnett	308
04-05	Kevin Garnett	466
03-04	Sam Cassell	592
02-03	Kevin Garnett	495
01-02	Chauncey Billups	450
00-01	Terrell Brandon	583
99-00	Terrell Brandon	629
98-99	Terrell Brandon	205
97-98	Stephon Marbury	704
96-97	Stephon Marbury	522
95-96	Terry Porter	452
94-95	Winston Garland	318
93-94	Micheal Williams	512
92-93	Micheal Williams	661
91-92	Pooh Richardson	685
90-91	Pooh Richardson	734
89-90	Pooh Richardson	554

### STEALS

17-18	Jimmy Butler	116
16-17	Ricky Rubio	128
15-16	Ricky Rubio	162
14-15	Andrew Wiggins, Thaddeus Young	86
13-14	Ricky Rubio	190
12-13	Ricky Rubio	137
11-12	Ricky Rubio	91
10-11	Corey Brewer, Luke Ridnour	89
09-10	Corey Brewer	117
08-09	Sebastian Telfair	73
07-08	Marko Jaric	97
06-07	Kevin Garnett	89
05-06	Marko Jaric	108
04-05	Kevin Garnett	121
03-04	Kevin Garnett	120
02-03	Kevin Garnett	113
01-02	Kevin Garnett	96
00-01	Terrell Brandon	161
99-00	Terrell Brandon	134
98-99	Kevin Garnett	78
97-98	Kevin Garnett	139
96-97	Tom Gugliotta	130
95-96	Tom Gugliotta	139
94-95	Christian Laettner	101
93-94	Micheal Williams	118
92-93	Micheal Williams	165
91-92	Pooh Richardson	119
90-91	Tyrone Corbin	162
89-90	Tyrone Corbin	175



## YEAR-BY-YEAR LEADERS

### BLOCKED SHOTS

17-18	Karl-Anthony Towns	115
16-17	Karl-Anthony Towns	103
15-16	Karl-Anthony Towns	138
14-15	Gorgui Dieng	126
13-14	Dante Cunningham	57
12-13	Greg Stiemsma	90
11-12	Wes Johnson	48
10-11	Darko Milicic	140
09-10	Al Jefferson	98
08-09	Al Jefferson	83
07-08	Al Jefferson	119
06-07	Kevin Garnett	126
05-06	Eddie Griffin	148
04-05	Eddie Griffin	118
03-04	Kevin Garnett	178
02-03	Kevin Garnett	129
01-02	Kevin Garnett	126
00-01	Kevin Garnett	145
99-00	Kevin Garnett	126
98-99	Kevin Garnett	83
97-98	Kevin Garnett	150
96-97	Kevin Garnett	163
95-96	Kevin Garnett	131
94-95	Christian Laettner	87
93-94	Christian Laettner	86
92-93	Christian Laettner	83
91-92	Thurl Bailey	102
90-91	Felton Spencer	121
89-90	Randy Breuer	75

### PERSONAL FOULS

17-18	Karl-Anthony Towns	285
16-17	Gorgui Dieng	254
15-16	Karl-Anthony Towns	245
14-15	Andrew Wiggins	190
13-14	Ricky Rubio	218
12-13	Luke Ridnour	187
11-12	Kevin Love	152
10-11	Darko Milicic	229
09-10	Corey Brewer	224
08-09	Kevin Love	205
07-08	Rashad McCants	234
06-07	Mark Blount	239
05-06	Kevin Garnett	206
04-05	Kevin Garnett	207
03-04	Sam Cassell	247
02-03	Rasho Nesterovic	256
01-02	Rasho Nesterovic	262
00-01	LaPhonso Ellis	290
99-00	Joe Smith	302
98-99	Kevin Garnett	152
97-98	Cherokee Parks	237
96-97	Tom Gugliotta	237
95-96	Tom Gugliotta	265
94-95	Christian Laettner	302
93-94	Christian Laettner	264
92-93	Christian Laettner	290
91-92	Felton Spencer	241
90-91	Sam Mitchell	338
89-90	Sam Mitchell	301

### DISQUALIFICATIONS

17-18	Taj Gibson	6
16-17	Dieng, Dunn, Wiggins	2
15-16	Seven players	1
14-15	Gorgui Dieng, Ricky Rubio	1
13-14	Kevin Martin, Ricky Rubio	2
12-13	Greg Stiemsma	3
11-12	Darko Milicic	2
10-11	Wes Johnson, Darko Milicic	4
09-10	Corey Brewer	4
08-09	Craig Smith	4
07-08	Rashad McCants	3
06-07	Blount, Garnett, Smith	2
05-06	Blount, Garnett, Hassell, Janic	3
04-05	Michael Olowokandi	3
03-04	Michael Olowokandi	3
02-03	Rasho Nesterovic	9
01-02	Rasho Nesterovic	3
00-01	LaPhonso Ellis	7
99-00	Rasho Nesterovic	9
98-99	Kevin Garnett	5
97-98	Stanley Roberts	5
96-97	Tom Gugliotta, Doug West	3
95-96	Christian Laettner	4
94-95	Christian Laettner, Doug West	4
93-94	Christian Laettner	6
92-93	Felton Spencer	10
91-92	Felton Spencer	7
90-91	Felton Spencer	14
89-90	Tony Campbell, Sam Mitchell	7

### TURNOVERS

17-18	Jeff Teague	177
16-17	Karl-Anthony Towns	212
15-16	Ricky Rubio	193
14-15	Zach LaVine	193
13-14	Ricky Rubio	222
12-13	Ricky Rubio	172
11-12	Ricky Rubio	131
10-11	Michael Beasley	195
09-10	Jonny Flynn	233
08-09	Randy Foye	150
07-08	Rashad McCants	172
06-07	Ricky Davis	210
05-06	Kevin Garnett	180
04-05	Kevin Garnett	222
03-04	Sam Cassell	220
02-03	Kevin Garnett	229
01-02	Kevin Garnett	229
00-01	Kevin Garnett	230
99-00	Kevin Garnett	268
98-99	Kevin Garnett	135
97-98	Stephon Marbury	256
96-97	Tom Gugliotta	293
95-96	Tom Gugliotta	234
94-95	Isaiah Rider	232
93-94	Christian Laettner	259
92-93	Christian Laettner	275
91-92	Pooh Richardson	204
90-91	Tyrone Corbin	209
89-90	Tony Campbell	251

### GAMES PLAYED

17-18	Gibson, Jones, Towns, Wiggins	82
16-17	Dieng, Towns, Wiggins	82
15-16	Dieng, LaVine, Muhammad, Towns	82
14-15	Andrew Wiggins	82
13-14	Ricky Rubio	82
12-13	Luke Ridnour	82
11-12	Derrick Williams	66
10-11	Wes Johnson	79
09-10	Corey Brewer, Ramon Sessions	82
08-09	Ryan Gomes	82
07-08	Ryan Gomes, Al Jefferson	82
06-07	Blount, Foye, James, Smith	82
05-06	Rashad McCants	79
04-05	Kevin Garnett, Trenton Hassell	82
03-04	Kevin Garnett, Latrell Sprewell	82
02-03	Garnett, Gill, Peeler	82
01-02	Billups, Nesterovic, Peeler, Szczerbak	82
00-01	Ellis, Mitchell, Szczerbak	82
99-00	Nesterovic, Peeler, Sealy	82
98-99	Bobby Jackson, Sam Mitchell	50
97-98	Garnett, Marbury, Porter	82
96-97	Sam Mitchell, Terry Porter	82
95-96	Terry Porter	82
94-95	Christian Laettner	81
93-94	Mike Brown	82
92-93	Christian Laettner	81
91-92	Brooks, Mitchell, Richardson	82
90-91	Corbin, Mitchell, Richardson	82
89-90	Campbell, Corbin, Richardson	82

### MINUTES PLAYED

17-18	Andrew Wiggins	2,979
16-17	Andrew Wiggins	3,048
15-16	Andrew Wiggins	2,845
14-15	Andrew Wiggins	2,969
13-14	Kevin Love	2,797
12-13	Luke Ridnour	2,474
11-12	Kevin Love	2,145
10-11	Kevin Love	2,611
09-10	Corey Brewer	2,482
08-09	Ryan Gomes	2,614
07-08	Al Jefferson	2,919
06-07	Ricky Davis	3,021
05-06	Kevin Garnett	2,957
04-05	Kevin Garnett	3,121
03-04	Kevin Garnett	3,231
02-03	Kevin Garnett	3,321
01-02	Kevin Garnett	3,175
00-01	Kevin Garnett	3,202
99-00	Kevin Garnett	3,243
98-99	Kevin Garnett	1,780
97-98	Kevin Garnett	3,222
96-97	Tom Gugliotta	3,131
95-96	Tom Gugliotta	2,835
94-95	Christian Laettner	2,770
93-94	Christian Laettner	2,428
92-93	Doug West	3,104
91-92	Pooh Richardson	2,922
90-91	Tyrone Corbin	3,196
89-90	Tony Campbell	3,164



## INDIVIDUAL SEASON HIGHS

### TOTAL POINTS

Karl-Anthony Towns.....	2,061	16-17
Kevin Love.....	2,010	13-14
Kevin Garnett.....	1,987	03-04
Andrew Wiggins.....	1,933	16-17
Tony Campbell.....	1,903	89-90

### SCORING AVERAGE

Kevin Love.....	26.1	13-14
Kevin Love.....	26.0	11-12
Karl-Anthony Towns.....	25.1	16-17
Kevin Garnett.....	24.2	03-04
Andrew Wiggins.....	23.6	16-17

### FIELD GOALS MADE

Kevin Garnett.....	804	03-04
Karl-Anthony Towns.....	802	16-17
Kevin Garnett.....	759	99-00
Kevin Garnett.....	743	02-03
Tony Campbell.....	723	89-90

### FIELD GOALS ATTEMPTED

Kevin Garnett.....	1,611	03-04
Tony Campbell.....	1,581	89-90
Andrew Wiggins.....	1,570	16-17
Kevin Garnett.....	1,526	99-00
Tony Campbell.....	1,502	90-91

### FIELD-GOAL PCT. (MIN. 300 FGM)

Taj Gibson.....	.577	17-18
Nikola Pekovic.....	.564	11-12
Karl-Anthony Towns.....	.545	17-18
Karl-Anthony Towns.....	.542	15-16
Karl-Anthony Towns.....	.542	16-17

### FREE THROWS MADE

Kevin Love.....	520	13-14
Tom Gugliotta.....	464	96-97
Christian Laettner.....	462	92-93
Tony Campbell.....	448	89-90
Kevin Garnett.....	445	04-05

### FREE THROWS ATTEMPTED

Kevin Love.....	633	13-14
Tony Campbell.....	569	89-90
Tom Gugliotta.....	566	96-97
Andrew Wiggins.....	565	15-16
Christian Laettner.....	553	92-93

### FREE-THROW PCT. (MIN. 125 FTM)

Micheal Williams.....	.907	92-93
Troy Hudson.....	.900	02-03
Terrell Brandon.....	.899	99-00
Wally Szczerbiak.....	.896	05-06
Ricky Rubio.....	.891	16-17

### THREE-POINT FG MADE

Kevin Love.....	190	13-14
Rashad McCants.....	142	07-08
Isaiah Rider.....	139	94-95
Chauncey Billups.....	124	01-02
Zach LaVine.....	123	15-16
Ricky Davis.....	123	06-07

### THREE-POINT FG ATTEMPTED

Kevin Love.....	505	13-14
Isaiah Rider.....	396	94-95
Rashad McCants.....	349	07-08
Andrew Wiggins.....	338	17-18
Chuck Person.....	332	92-93

### THREE-POINT FG PCT. (MIN. 55 3FGM)

Fred Hoiberg.....	.483	04-05
Wally Szczerbiak.....	.455	01-02
Anthony Peeler.....	.453	97-98
Fred Hoiberg.....	.442	03-04
Luke Ridnour.....	.440	10-11

### OFFENSIVE REBOUNDS

Kevin Love.....	330	10-11
Al Jefferson.....	308	07-08
Karl-Anthony Towns.....	296	16-17
Kevin Love.....	274	08-09
Felton Spencer.....	272	90-91

### DEFENSIVE REBOUNDS

Kevin Garnett.....	894	03-04
Kevin Garnett.....	861	04-05
Kevin Garnett.....	858	02-03
Kevin Garnett.....	792	06-07
Kevin Love.....	782	10-11

### TOTAL REBOUNDS

Kevin Garnett.....	1,139	03-04
Kevin Love.....	1,112	10-11
Kevin Garnett.....	1,108	04-05
Kevin Garnett.....	1,102	02-03
Karl-Anthony Towns.....	1,012	17-18

### REBOUNDING AVERAGE

Kevin Love.....	15.2	10-11
Kevin Garnett.....	13.9	03-04
Kevin Garnett.....	13.5	04-05
Kevin Garnett.....	13.4	02-03
Kevin Love.....	13.3	11-12

### ASSISTS

Pooh Richardson.....	734	90-91
Stephon Marbury.....	704	97-98
Ricky Rubio.....	703	13-14
Pooh Richardson.....	685	91-92
Ricky Rubio.....	682	16-17

### STEALS

Ricky Rubio.....	190	13-14
Tyrone Corbin.....	175	89-90
Micheal Williams.....	165	92-93
Ricky Rubio.....	162	15-16
Tyrone Corbin.....	162	90-91

### BLOCKED SHOTS

Kevin Garnett.....	178	03-04
Kevin Garnett.....	163	96-97
Kevin Garnett.....	150	97-98
Eddie Griffin.....	148	05-06
Kevin Garnett.....	145	00-01

### PERSONAL FOULS

Sam Mitchell.....	338	90-91
Felton Spencer.....	337	90-91
Joe Smith.....	302	99-00
Christian Laettner.....	302	94-95
Sam Mitchell.....	301	89-90

### DISQUALIFICATIONS

Felton Spencer.....	14	90-91
Sam Mitchell.....	13	90-91
Felton Spencer.....	10	92-93
Rasho Nesterovic.....	9	02-03
Rasho Nesterovic.....	9	99-00

### TURNOVERS

Tom Gugliotta.....	293	96-97
Christian Laettner.....	275	92-93
Kevin Garnett.....	268	99-00
Christian Laettner.....	259	93-94
Stephon Marbury.....	256	97-98

### MINUTES PLAYED

Kevin Garnett.....	3,321	02-03
Kevin Garnett.....	3,243	99-00
Kevin Garnett.....	3,231	03-04
Kevin Garnett.....	3,222	97-98
Kevin Garnett.....	3,202	00-01





## CAREER LEADERS

### TOTAL POINTS

Kevin Garnett.....	19,201
Sam Mitchell.....	7,161
Kevin Love.....	6,989
Wally Szczerbiak.....	6,777
Andrew Wiggins.....	6,447

### SCORING AVERAGE (MIN. 100 GAMES)

Karl-Anthony Towns.....	21.6
Tony Campbell.....	20.6
Al Jefferson.....	20.1
Kevin Garnett.....	19.8
Andrew Wiggins.....	19.7

### FIELD GOALS MADE

Kevin Garnett.....	7,647
Sam Mitchell.....	2,664
Wally Szczerbiak.....	2,634
Doug West.....	2,530
Andrew Wiggins.....	2,369

### FIELD GOALS ATTEMPTED

Kevin Garnett.....	15,560
Sam Mitchell.....	6,004
Andrew Wiggins.....	5,301
Wally Szczerbiak.....	5,263
Doug West.....	5,225

### FIELD-GOAL PCT. (MIN. 500 FGA)

Taj Gibson.....	.577
Craig Smith.....	.553
Karl-Anthony Towns.....	.543
Nikola Pekovic.....	.518
Dean Garrett.....	.515

### FREE THROWS MADE

Kevin Garnett.....	3,743
Kevin Love.....	1,913
Sam Mitchell.....	1,773
Christian Laettner.....	1,463
Andrew Wiggins.....	1,398

### FREE THROWS ATTEMPTED

Kevin Garnett.....	4,806
Kevin Love.....	2,346
Sam Mitchell.....	2,250
Andrew Wiggins.....	1,887
Christian Laettner.....	1,798

### FREE-THROW PCT. (MIN. 250 FTA)

Terrell Brandon.....	.895
Kevin Martin.....	.886
Micheal Williams.....	.877
Luke Ridnour.....	.871
Sam Cassell.....	.870

### THREE-POINT FG MADE

Anthony Peeler.....	465
Kevin Love.....	440
Wally Szczerbiak.....	343
Andrew Wiggins.....	311
Zach LaVine.....	300

### THREE-POINT FG ATTEMPTED

Anthony Peeler.....	1,226
Kevin Love.....	1,215
Andrew Wiggins.....	943
Wally Szczerbiak.....	849
Isaiah Rider.....	821

### THREE-POINT FG PCT. (MIN. 100 3FGA)

Fred Hoiberg.....	.461
Wally Szczerbiak.....	.404
Karl-Anthony Towns.....	.387
Chauncey Billups.....	.387
Kevin Martin.....	.386

### OFFENSIVE REBOUNDS

Kevin Garnett.....	2,588
Kevin Love.....	1,345
Sam Mitchell.....	992
Nikola Pekovic.....	803
Gorgui Dieng.....	777

### DEFENSIVE REBOUNDS

Kevin Garnett.....	8,130
Kevin Love.....	3,108
Karl-Anthony Towns.....	2,114
Sam Mitchell.....	2,038
Gorgui Dieng.....	1,724

### TOTAL REBOUNDS

Kevin Garnett.....	10,718
Kevin Love.....	4,453
Sam Mitchell.....	3,030
Karl-Anthony Towns.....	2,877
Gorgui Dieng.....	2,501

### REBOUNDING AVERAGE (MIN. 100 GAMES)

Kevin Love.....	12.2
Karl-Anthony Towns.....	11.7
Kevin Garnett.....	11.0
Al Jefferson.....	10.4
Tom Gugliotta.....	8.5

### ASSISTS

Kevin Garnett.....	4,216
Ricky Rubio.....	2,991
Pooh Richardson.....	1,973
Terrell Brandon.....	1,681
Stephon Marbury.....	1,393

### ASSIST AVERAGE (MIN. 100 GAMES)

Ricky Rubio.....	8.5
Stephon Marbury.....	8.3
Terrell Brandon.....	8.3
Pooh Richardson.....	8.0
Micheal Williams.....	6.8

### STEALS

Kevin Garnett.....	1,315
Ricky Rubio.....	747
Corey Brewer.....	502
Sam Mitchell.....	449
Doug West.....	428

### BLOCKED SHOTS

Kevin Garnett.....	1,590
Gorgui Dieng.....	406
Rasho Nesterovic.....	373
Karl-Anthony Towns.....	366
Al Jefferson.....	300

### PERSONAL FOULS

Kevin Garnett.....	2,437
Sam Mitchell.....	1,944
Doug West.....	1,723
Wally Szczerbiak.....	1,022
Christian Laettner.....	1,013

### DISQUALIFICATIONS

Felton Spencer.....	31
Sam Mitchell.....	28
Rasho Nesterovic.....	24
Christian Laettner.....	18
Kevin Garnett.....	17

### TURNOVERS

Kevin Garnett.....	2,404
Ricky Rubio.....	976
Christian Laettner.....	871
Doug West.....	788
Kevin Love.....	753

### GAMES PLAYED

Kevin Garnett.....	970
Sam Mitchell.....	757
Doug West.....	609
Wally Szczerbiak.....	438
Anthony Peeler.....	379

### GAMES STARTED

Kevin Garnett.....	933
Doug West.....	371
Wally Szczerbiak.....	336
Ricky Rubio.....	333
Andrew Wiggins.....	327

### MINUTES PLAYED

Kevin Garnett.....	36,190
Sam Mitchell.....	18,394
Doug West.....	15,602
Wally Szczerbiak.....	14,713
Kevin Love.....	11,932



## ALL-TIME VS. NBA

1989-2005

	1989-90	1990-91	1991-92	1992-93	1993-94	1994-95	1995-96	1996-97	1997-98	1998-99	1999-00	2000-01	2001-02	2002-03	2003-04	2004-05
Atlanta	1-1	1-1	0-2	0-2	0-2	0-2	1-1	0-2	2-0		1-1	2-0	2-0	2-0	1-1	1-1
Boston	1-1	0-2	2-0	0-2	1-1	0-2	0-2	2-0	1-1	1-0	2-0	1-1	1-1	0-2	1-1	1-1
Brooklyn <sup>4</sup>	1-1	1-1	0-2	1-1	1-1	1-1	1-1	2-0	2-0		1-1	1-1	1-1	0-2	1-1	2-0
Charlotte	2-2	1-1	1-1	0-2	0-2	1-1	1-1	0-2	1-1		0-2	1-1	2-0			1-1
Chicago	0-2	0-2	0-2	0-2	0-2	0-2	0-2	0-2	1-1		2-0	2-0	2-0	2-0	2-0	0-2
Cleveland	1-1	1-1	0-2	0-2	0-2	1-1	0-2	0-2	0-2		2-0	2-0	0-2	2-0	2-0	1-1
Dallas	1-4	4-1	2-3	4-1	1-5	1-4	4-0	3-1	2-2	2-1	2-2	1-3	2-2	2-2	2-2	2-2
Denver	0-5	2-3	3-2	2-3	1-4	0-6	0-4	4-0	3-1	3-0	2-2	2-2	2-2	4-0	3-1	2-2
Detroit	0-2	0-2	1-1	1-1	0-2	1-1	1-1	0-2	2-0	1-0	2-0	2-0	1-1	1-1	2-0	1-1
Golden State	1-3	1-3	0-4	1-3	2-2	3-1	1-3	3-1	4-0	2-2	3-1	2-2	3-1	3-1	2-2	2-1
Houston	2-2	0-5	2-3	2-4	1-4	2-3	2-2	0-4	3-1	1-2	4-0	2-2	2-2	2-2	2-2	2-1
Indiana	1-1	1-1	0-2	1-1	0-2	0-2	1-1	0-2	0-2		1-1	1-1	1-1	0-2	1-1	0-2
L.A. Clippers	1-3	1-3	0-4	0-4	3-1	3-1	1-3	3-1	4-0	2-2	3-1	2-2	2-2	3-1	4-0	3-1
L.A. Lakers	0-4	1-3	1-3	1-3	1-3	1-3	1-3	1-3	0-4	1-2	0-4	1-3	2-2	2-2	3-1	1-2
Memphis <sup>1</sup>							2-2	4-0	4-0	3-1	4-0	3-1	4-0	4-0	3-1	1-3
Miami	1-1	2-0	0-2	0-2	0-2	1-1	1-1	1-1	1-1	1-0	0-2	1-1	2-0	1-1	2-0	1-1
Milwaukee	0-2	1-1	0-2	1-1	2-0	1-1	1-1	2-0	1-1	0-1	2-0	2-0	2-0	2-0	2-0	1-1
New Orleans <sup>2</sup>														1-1	2-0	4-0
New York	1-1	1-1	0-2	0-2	0-2	0-2	0-2	1-1	1-1	0-1	1-1	0-2	2-0	2-0	1-1	1-1
Oklahoma City <sup>3</sup>	1-3	2-2	0-4	0-4	0-4	0-4	0-4	0-4	1-3	2-1	2-2	3-1	2-2	2-2	3-1	1-3
Orlando	1-1	2-2	0-2	0-2	1-1	1-1	0-2	1-1	0-2		1-1	1-1	1-1	1-1	2-0	1-1
Philadelphia	1-1	2-0	0-2	0-2	2-0	1-1	1-1	1-1	2-0		1-1	1-1	1-1	1-1	1-1	2-0
Phoenix	0-4	0-4	0-4	0-4	0-4	0-4	1-3	3-1	3-1	1-2	1-3	3-1	2-2	3-1	4-0	1-3
Portland	1-3	0-4	0-4	1-3	0-4	0-4	0-4	2-2	1-3	0-3	2-2	3-1	2-2	3-1	1-3	4-0
Sacramento	2-2	3-1	1-3	1-3	2-2	1-3	3-1	0-4	3-1	3-1	3-1	2-2	1-3	2-2	3-1	3-1
San Antonio	1-4	0-4	0-6	1-4	1-4	0-5	1-3	4-0	1-3	2-2	3-1	1-3	2-2	2-2	2-2	1-2
Toronto							1-1	1-1	1-1	0-1	2-0	2-0	1-1	1-1	2-0	0-2
Utah	0-5	1-4	2-3	1-4	1-4	1-4	1-3	1-3	1-3	0-3	3-1	2-2	3-1	1-3	2-2	3-1
Washington	1-1	1-1	0-2	1-1	0-2	1-1	0-2	1-1	0-2		0-2	1-1	2-0	2-0	2-0	1-1
<b>EASTERN</b>	<b>10-16</b>	<b>12-14</b>	<b>4-24</b>	<b>5-23</b>	<b>7-21</b>	<b>9-19</b>	<b>9-21</b>	<b>12-18</b>	<b>15-15</b>	<b>3-3</b>	<b>18-12</b>	<b>20-10</b>	<b>21-9</b>	<b>18-12</b>	<b>24-6</b>	<b>14-16</b>
<b>WESTERN</b>	<b>12-44</b>	<b>17-39</b>	<b>11-43</b>	<b>14-40</b>	<b>13-41</b>	<b>12-42</b>	<b>17-35</b>	<b>28-24</b>	<b>30-22</b>	<b>22-22</b>	<b>32-20</b>	<b>27-25</b>	<b>29-23</b>	<b>33-19</b>	<b>34-18</b>	<b>30-22</b>
<b>OVERALL</b>	<b>22-60</b>	<b>29-53</b>	<b>15-67</b>	<b>19-63</b>	<b>20-62</b>	<b>21-61</b>	<b>26-56</b>	<b>40-42</b>	<b>45-37</b>	<b>25-25</b>	<b>50-32</b>	<b>47-35</b>	<b>50-32</b>	<b>51-31</b>	<b>58-24</b>	<b>44-38</b>

<sup>1</sup> Franchise based in Vancouver from 1995-96 through 2000-01.

<sup>2</sup> Franchise based in Oklahoma City from 2005-06 through 2006-07.

<sup>3</sup> Franchise based in Seattle from 1967-68 through 2007-08.

<sup>4</sup> Franchise based in New Jersey from 1976-77 through 2011-12.



## ALL-TIME VS. NBA

2005-2018

														OVERALL		
	2005-06	2006-07	2007-08	2008-09	2009-10	2010-11	2011-12	2012-13	2013-14	2014-15	2015-16	2016-17	2017-18	HOME	ROAD	TOTAL
Atlanta	1-1	0-2	0-2	0-2	0-2	0-2	0-1	1-1	1-1	0-2	2-0	2-0	1-1	15-12	7-21	22-33
Boston	1-1	1-1	0-2	0-2	0-2	0-2	0-1	1-1	1-1	1-1	1-1	0-2	0-2	12-16	8-20	20-36
Brooklyn <sup>4</sup>	1-1	1-1	1-1	1-1	2-0	1-1	1-0	1-1	1-1	1-1	2-0	1-1	1-1	21-6	10-18	31-24
Charlotte	1-1	1-1	0-2	1-1	0-2	0-2	2-0	0-2	1-1	0-2	0-2	1-1	1-1	14-13	5-22	19-35
Chicago	1-1	2-0	1-1	2-0	0-2	0-2	0-1	0-2	1-1	0-2	2-0	2-0	1-1	13-15	10-17	23-32
Cleveland	1-1	0-2	0-2	0-2	0-2	2-0	0-1	2-0	1-1	0-2	0-2	0-2	1-1	11-17	8-19	19-36
Dallas	1-2	0-4	0-3	0-4	1-3	0-3	2-1	2-2	3-1	0-3	0-4	2-1	4-0	26-32	24-34	50-66
Denver	1-3	2-2	0-4	0-4	1-3	0-4	1-3	2-2	2-2	1-3	1-3	2-2	3-1	28-33	21-40	49-73
Detroit	0-2	1-1	0-2	1-1	0-2	2-0	2-0	2-0	2-0	2-0	0-2	0-2	0-2	16-13	12-16	28-29
Golden State	2-2	1-2	1-3	2-2	0-3	1-3	1-2	0-4	1-2	0-4	1-2	1-3	1-2	26-29	19-35	45-64
Houston	2-2	2-2	0-3	0-4	0-3	1-3	3-1	1-2	1-3	0-4	0-3	1-3	0-4	25-34	15-42	40-76
Indiana	1-1	2-0	1-1	1-1	1-1	1-1	0-2	1-1	1-1	1-1	0-2	1-1	1-1	13-15	7-21	20-36
L.A. Clippers	1-3	2-1	3-1	2-1	1-3	1-3	3-1	0-4	0-4	0-3	1-3	2-1	4-0	32-24	23-33	55-57
L.A. Lakers	3-1	1-3	0-3	0-4	0-3	0-4	0-4	0-3	3-1	1-3	2-1	2-2	4-0	22-33	11-44	33-77
Memphis <sup>1</sup>	1-3	1-2	2-2	3-0	1-3	0-4	0-4	0-3	2-2	1-2	2-2	1-3	1-2	27-17	20-23	47-40
Miami	1-1	0-2	1-1	1-1	1-1	0-2	0-1	0-2	1-1	1-1	1-1	0-2	1-1	13-16	10-17	23-33
Milwaukee	1-1	0-2	1-1	2-0	0-2	1-1	0-1	2-0	2-0	0-2	0-2	1-1	1-1	19-9	12-16	31-25
New Orleans <sup>2</sup>	1-2	1-3	1-3	1-2	0-4	2-1	1-2	3-1	2-1	0-4	2-2	0-3	4-0	14-13	11-16	25-29
New York	2-0	2-0	1-1	1-1	1-1	1-1	0-1	0-2	1-1	2-0	0-2	0-2	2-0	14-14	10-18	24-32
Oklahoma City <sup>3</sup>	2-2	1-3	1-3	2-2	0-4	0-4	0-3	2-2	1-3	0-4	1-3	1-3	3-1	22-35	11-46	33-81
Orlando	1-1	1-1	1-1	0-2	0-2	0-2	0-1	1-1	1-1	0-2	0-2	2-0	1-1	14-14	7-22	21-36
Philadelphia	0-2	2-0	1-1	1-1	1-1	0-2	1-0	2-0	2-0	0-2	1-1	1-1	0-2	18-10	11-16	29-26
Phoenix	1-2	1-3	2-2	1-2	0-4	0-3	1-2	3-1	1-2	1-3	2-2	3-0	2-2	23-30	17-39	40-69
Portland	2-2	2-2	0-4	0-4	0-4	0-4	2-1	0-4	1-3	2-2	1-3	1-3	2-2	21-35	12-46	33-81
Sacramento	2-1	2-2	2-1	1-3	2-2	1-2	2-2	2-1	2-2	0-3	4-0	1-3	3-0	35-21	22-32	57-53
San Antonio	0-4	1-2	0-4	0-4	0-3	0-4	2-1	2-2	1-2	0-4	0-3	0-4	1-2	20-37	9-49	29-86
Toronto	0-2	0-2	0-2	0-2	0-2	1-1	0-1	0-2	0-2	0-2	1-1	1-1	1-1	12-9	3-20	15-29
Utah	1-3	1-3	2-2	1-3	2-2	1-3	1-2	0-4	3-1	1-3	1-3	1-3	2-2	24-36	16-44	40-80
Washington	1-1	1-1	0-2	0-2	1-1	1-1	1-0	1-1	1-1	1-1	1-1	1-1	1-1	15-12	9-19	24-31
<b>EASTERN</b>	<b>13-17</b>	<b>14-16</b>	<b>8-22</b>	<b>11-19</b>	<b>7-23</b>	<b>10-20</b>	<b>7-11</b>	<b>14-16</b>	<b>17-13</b>	<b>9-21</b>	<b>11-19</b>	<b>13-17</b>	<b>13-17</b>	<b>219-190</b>	<b>129-280</b>	<b>348-470</b>
<b>WESTERN</b>	<b>20-32</b>	<b>18-34</b>	<b>14-38</b>	<b>13-39</b>	<b>8-44</b>	<b>7-45</b>	<b>19-29</b>	<b>17-35</b>	<b>23-29</b>	<b>7-45</b>	<b>18-34</b>	<b>18-34</b>	<b>34-18</b>	<b>346-410</b>	<b>231-525</b>	<b>577-935</b>
<b>OVERALL</b>	<b>33-49</b>	<b>32-50</b>	<b>22-60</b>	<b>24-58</b>	<b>15-67</b>	<b>17-65</b>	<b>26-40</b>	<b>31-51</b>	<b>40-42</b>	<b>16-66</b>	<b>29-53</b>	<b>31-51</b>	<b>47-35</b>	<b>565-600</b>	<b>360-805</b>	<b>925-1405</b>

<sup>1</sup> Franchise based in Vancouver from 1995-96 through 2000-01.

<sup>2</sup> Franchise based in Oklahoma City from 2005-06 through 2006-07.

<sup>3</sup> Franchise based in Seattle from 1967-68 through 2007-08.

<sup>4</sup> Franchise based in New Jersey from 1976-77 through 2011-12.



## ALL-TIME TOP GAMES BY WOLVES/OPPONENTS

### 40-OR-MORE POINTS

56	Karl-Anthony Towns, vs. Atlanta .....	3/28/18
52	Mo Williams, @ Indiana .....	1/13/15
51	Kevin Love, @ Oklahoma City (2OT) .....	3/23/12
51	Corey Brewer, vs. Houston .....	4/11/14
47	Kevin Garnett, vs. Phoenix .....	1/4/05
47	Andrew Wiggins, vs. L.A. Lakers .....	11/13/16
47	Karl-Anthony Towns, vs. New York .....	11/30/16
45	Kevin Love, @ L.A. Clippers (OT) .....	12/22/13
44	Tony Campbell, vs. Boston .....	2/2/90
44	Wally Szczerbiak, vs. Chicago .....	4/13/03
44	Kevin Garnett, vs. Phoenix .....	1/29/07
43	Kevin Love, @ Denver .....	12/18/10
43	Kevin Love, @ Atlanta .....	2/1/14
43	Kevin Love, @ Sacramento .....	4/13/14
42	Isaiah Rider, @ Golden State .....	4/1/95
42	Ricky Davis, @ Golden State .....	4/15/07
42	Michael Beasley, @ Sacramento .....	11/10/10
42	Kevin Love, @ Portland .....	3/3/12
42	Kevin Love, @ San Antonio .....	12/13/13
42	Kevin Love, vs. Indiana .....	2/19/14
41	Isaiah Rider, vs. Golden State .....	2/7/95
41	Karl-Anthony Towns, vs. Houston (OT) .....	12/17/16
41	Andrew Wiggins, @ Washington .....	1/6/17
41	Andrew Wiggins, vs. Cleveland .....	2/14/17
41	Andrew Wiggins, @ L.A. Lakers .....	4/9/17
40	Randy Breuer, vs. Golden State .....	2/4/90
40	Stephon Marbury, vs. Houston .....	2/17/99
40	Kevin Garnett, @ Boston .....	3/22/00
40	Kevin Garnett, vs. Sacramento .....	2/7/01
40	Al Jefferson, vs. New Jersey .....	1/27/08
40	Al Jefferson, @ Charlotte .....	4/8/08
40	Kevin Love, @ Charlotte .....	3/28/12
40	Kevin Love, @ Golden State .....	4/14/14
40	Zach LaVine, vs. Sacramento .....	12/23/16
40	Andrew Wiggins, @ Denver .....	2/15/17
40	Karl-Anthony Towns, @ L.A. Lakers .....	4/9/17
40	Andrew Wiggins, @ L.A. Clippers .....	1/22/18

### 23-OR-MORE REBOUNDS

31	Kevin Love, vs. New York .....	11/12/10
26	Al Jefferson, @ Houston (3OT) .....	1/13/10
25	Kevin Garnett, @ Sacramento (OT) .....	12/5/03
25	Kevin Garnett, vs. Orlando .....	1/12/05
24	Kevin Garnett, vs. Sacramento .....	12/14/01
24	Kevin Garnett, vs. Milwaukee .....	11/7/02
24	Kevin Garnett, @ Sacramento (OT) .....	3/5/03
24	Kevin Garnett, vs. Sacramento .....	2/19/04
24	Kevin Love, @ L.A. Lakers .....	11/9/10
24	Kevin Love, @ Boston .....	1/3/11
24	Kevin Love, @ Sacramento .....	11/27/12
23	Kevin Garnett, @ Orlando .....	12/27/99
23	Kevin Love, vs. Golden State .....	2/27/11
23	Kevin Love, @ Philadelphia .....	3/4/11
23	Karl-Anthony Towns, @ Boston .....	1/5/18

### 17-OR-MORE ASSISTS

19	Ricky Rubio, vs. Washington .....	3/13/17
17	Sidney Lowe, @ Golden State .....	3/20/90
17	Pooh Richardson, @ Washington .....	3/13/92
17	Micheal Williams, vs. L.A. Clippers .....	12/10/93
17	Stephon Marbury, vs. Milwaukee .....	4/18/97
17	Chauncey Billups, vs. Dallas .....	3/28/02
17	Ricky Rubio, vs. Indiana .....	2/19/14
17	Ricky Rubio, vs. Chicago .....	11/1/14
17	Ricky Rubio, vs. Utah .....	12/30/15
17	Ricky Rubio, @ Phoenix .....	3/14/16
17	Ricky Rubio, vs. Houston .....	1/11/17

### 43-OR-MORE POINTS

55	Tony Parker, vs. San Antonio (2OT) .....	11/5/08
53	Shaquille O'Neal, @ Orlando .....	4/20/94
50	David Robinson, vs. San Antonio .....	2/21/94
50	Cedric Ceballos, @ L.A. Lakers .....	12/20/94
50	Kobe Bryant, @ L.A. Lakers .....	3/18/07
48	Kevin Martin, @ Sacramento .....	3/7/08
48	Kevin Durant, vs. Oklahoma City .....	1/4/14
47	Kevin Durant, vs. Oklahoma City (OT) .....	1/26/11
46	Hakeem Olajuwon, @ Houston .....	3/23/96
46	Stephen Curry, vs. Golden State .....	11/12/15
45	Michael Jordan, vs. Chicago .....	11/8/89
45	Dominique Wilkins, @ Atlanta .....	3/19/93
45	Latrell Sprewell, vs. Golden State .....	10/31/97
45	LeBron James, vs. Cleveland .....	11/21/07
45	Carmelo Anthony, @ Denver .....	12/10/08
45	Russell Westbrook, @ Oklahoma City (2OT) .....	3/23/12
45	Anthony Davis, @ New Orleans .....	11/23/16
44	Karl Malone, @ Utah .....	4/14/98
44	Gary Payton, vs. Seattle (OT) .....	3/4/01
44	Manu Ginobili, vs. San Antonio .....	2/21/08
43	David Robinson, @ San Antonio .....	11/9/93
43	Allen Iverson, vs. Philadelphia .....	4/10/98
43	Allen Iverson, vs. Philadelphia .....	3/28/00
43	Aaron Brooks, @ Houston .....	1/13/10
43	Kevin Durant, vs. Oklahoma City .....	4/14/12
43	C.J. McCollum, vs. Portland .....	1/1/17

### 22-OR-MORE REBOUNDS

29	Dennis Rodman, @ San Antonio .....	11/9/93
29	Dikembe Mutombo, @ Atlanta .....	12/14/99
27	Dennis Rodman, vs. Detroit .....	1/23/92
25	Kenneth Faried, @ Denver .....	12/26/14
24	Dennis Rodman, vs. Detroit .....	11/28/92
24	Charles Barkley, vs. Phoenix (OT) .....	1/27/93
24	Dennis Rodman, @ Chicago .....	2/27/96
24	DeAndre Jordan, vs. L.A. Clippers .....	3/31/14
23	Larry Smith, @ Houston .....	1/24/91
23	Larry Smith, vs. Houston .....	2/24/91
23	Michael Cage, @ Seattle .....	12/6/91
23	Hakeem Olajuwon, @ Houston .....	1/28/92
23	Larry Johnson, @ Charlotte .....	3/10/92
23	Jayson Williams, @ New Jersey .....	1/29/97
23	Chris Kaman, @ L.A. Clippers .....	3/13/06
22	Dikembe Mutombo, vs. Denver .....	1/3/95
22	Lorenzen Wright, vs. L.A. Clippers .....	12/20/97
22	Marcus Camby, @ Denver .....	11/13/05
22	Dwight Howard, vs. Orlando .....	11/11/06
22	Andre Drummond, vs. Detroit .....	12/9/16

### 18-OR-MORE ASSISTS

23	John Stockton, @ Utah .....	4/17/92
21	Deron Williams, @ New Jersey .....	4/5/11
20	John Stockton, @ Utah .....	12/28/92
19	Rod Strickland, vs. San Antonio .....	3/3/92
19	Steve Nash, @ Phoenix .....	12/15/10
19	José Calderón, @ Toronto .....	2/4/11
18	John Stockton, vs. Utah (OT) .....	11/21/89
18	John Stockton, @ Utah (OT) .....	2/13/90
18	Kevin Johnson, @ Phoenix .....	3/23/90
18	John Stockton, @ Utah .....	4/20/90
18	John Stockton, vs. Utah .....	1/11/92
18	Steve Nash, vs. Phoenix .....	1/29/07
18	Steve Blake, vs. Denver .....	2/14/07
18	John Wall, @ Washington .....	1/6/17





## ALL-TIME LEADERS VS. WOLVES

TOTAL POINTS		G	PTS	AVG
1	Karl Malone, Utah/L.A. Lakers	63	1,677	26.6
2	Kobe Bryant, L.A. Lakers	64	1,551	24.2
3	Dirk Nowitzki, Dallas	66	1,340	20.3
4	David Robinson, San Antonio	55	1,233	22.4
5	Shaquille O'Neal, Orl./L.A.L./Mia./Pho./Cle./Bos.	47	1,178	25.1
6	Tim Duncan, San Antonio	63	1,129	17.9
7	Hakeem Olajuwon, Houston/Toronto	47	1,106	23.5
8	Carmelo Anthony, Den./N.Y./Oklahoma City	43	1,035	24.1
9	Kevin Durant, Sea./OkC/Golden State	36	999	27.8
10	Gary Payton, Sea./Mil./L.A.L./Bos./Miami	57	949	16.6

SCORING AVERAGE (MIN. 6 GAMES)		G	PTS	AVG
1	Michael Jordan, Chicago/Washington	18	526	29.2
2	Kevin Durant, Sea./OkC/Golden State	36	999	27.8
3	Karl Malone, Utah/L.A. Lakers	63	1,677	26.6
4	LeBron James, Cle./Mia./Cleveland	29	769	26.5
5	Allen Iverson, Phi./Den./Det./Philadelphia	24	625	26.0
6	Shaquille O'Neal, Orl./L.A.L./Mia./Pho./Cle./Bos.	47	1,178	25.1
7	Dwyane Wade, Mia./Chi./Cle./Miami	21	517	24.6
8	Anthony Davis, New Orleans	19	461	24.3
9	Kobe Bryant, L.A. Lakers	64	1,551	24.2
10	Damian Lillard, Portland	23	555	24.1

REBOUND AVERAGE (MIN. 6 GAMES)		G	REB	AVG
1	Dennis Rodman, Det./S.A./Chi./L.A. Lakers	20	331	16.6
2	Andre Drummond, Detroit	11	151	13.7
3	Dwight Howard, Orl./L.A.L./Hou./Atl./Charlotte	27	349	12.9
4	Roy Tarpley, Dallas	7	90	12.9
5	DeAndre Jordan, L.A. Clippers	34	386	11.4
6	Shaquille O'Neal, Orl./L.A.L./Mia./Pho./Cle./Bos.	47	526	11.2
7	Tim Duncan, San Antonio	63	702	11.1
8	David Robinson, San Antonio	55	609	11.1
9	Nikola Vucelja, Philadelphia/Orlando	11	120	10.9
10	Hakeem Olajuwon, Houston/Toronto	47	510	10.9

ASSIST AVERAGE (MIN. 6 GAMES)		G	AST	AVG
1	John Stockton, Utah	60	717	12.0
2	Earvin Johnson, L.A. Lakers	9	102	11.3
3	John Wall, Washington	13	137	10.5
4	Chris Paul, N.O./L.A.C./Houston	39	389	10.0
5	Deron Williams, Utah/N.J./Bkn./Dallas	33	325	9.8
6	Russell Westbrook, Oklahoma City	35	330	9.4
7	Steve Nash, Pho./Dal./Pho./L.A. Lakers	59	540	9.2
8	Jason Kidd, Dal./Pho./N.J./Dal./N.Y.	54	476	8.8
9	Rod Strickland, N.Y./S.A./Port./Wash./Port./Mia./Orl./Hou.	39	342	8.8
10	Kevin Johnson, Cleveland/Phoenix	29	253	8.7



## HEAD COACHING RECORDS

### BILL MUSSELMAN

Hired: Aug. 23, 1988

SEASON	W-L (PCT.)
89-90	22-60 (.268)
90-91	29-53 (.354)
TOTAL	51-113 (.311)

### JIMMY RODGERS

Hired: June 19, 1991

SEASON	W-L (PCT.)
91-92	15-67 (.183)
92-93	6-23 (.207)
TOTAL	21-90 (.190)

### SIDNEY LOWE

Hired: Jan. 11, 1993

SEASON	W-L (PCT.)
92-93	13-40 (.245)
93-94	20-62 (.244)
TOTAL	33-102 (.244)

### BILL BLAIR

Hired: Aug. 29, 1994

SEASON	W-L (PCT.)
94-95	21-61 (.256)
95-96	6-14 (.300)
TOTAL	27-75 (.265)

### FLIP SAUNDERS

Hired: Dec. 18, 1995

Hired: June 6, 2014

SEASON	W-L (PCT.)
95-96	20-42 (.323)
96-97	40-42 (.488)
97-98	45-37 (.549)
98-99	25-25 (.500)
99-00	50-32 (.610)
00-01	47-35 (.573)
01-02	50-32 (.610)
02-03	51-31 (.622)
03-04	58-24 (.707)
04-05	25-26 (.490)
14-15	16-66 (.195)
TOTAL	427-392 (.521)

### KEVIN MCHALE

Hired: Feb. 12, 2005 (Interim)

Hired: Dec. 8, 2008

SEASON	W-L (PCT.)
04-05	19-12 (.613)
08-09	20-43 (.317)
TOTAL	39-55 (.415)

Departed: Apr. 22, 1991

FINISH/DIVISION	PLAYOFFS (PCT.)
6th/Midwest	---
5th/Midwest	---

Departed: Jan. 11, 1993

FINISH/DIVISION	PLAYOFFS (PCT.)
6th/Midwest	---
---	---

Departed: Aug. 17, 1994

FINISH/DIVISION	PLAYOFFS (PCT.)
5th/Midwest	---
5th/Midwest	---

Departed: Dec. 18, 1995

FINISH/DIVISION	PLAYOFFS (PCT.)
6th/Midwest	---
---	---

Departed: Feb. 12, 2005

Departed: Oct. 25, 2015

FINISH/DIVISION	PLAYOFFS (PCT.)
5th/Midwest	---
3rd/Midwest	0-3 (.000)
3rd/Midwest	2-3 (.400)
4th/Midwest	1-3 (.250)
3rd/Midwest	1-3 (.250)
4th/Midwest	1-3 (.250)
3rd/Midwest	0-3 (.000)
3rd/Midwest	2-4 (.333)
1st/Midwest	10-8 (.556)
---	---
5th/Northwest	---
TOTAL	17-30 (.362)

Departed: June 17, 2005

Departed: June 17, 2009

FINISH/DIVISION	PLAYOFFS (PCT.)
3rd/Northwest	---
4th/Northwest	---

### DWANE CASEY

Hired: June 17, 2005

SEASON	W-L (PCT.)
05-06	33-49 (.402)
06-07	20-20 (.500)
TOTAL	53-69 (.434)

### RANDY WITTMAN

Hired: Jan. 23, 2007

SEASON	W-L (PCT.)
06-07	12-30 (.286)
07-08	22-60 (.268)
08-09	4-15 (.211)
TOTAL	38-105 (.266)

### KURT RAMBIS

Hired: Aug. 10, 2009

SEASON	W-L (PCT.)
09-10	15-67 (.183)
10-11	17-65 (.207)
TOTAL	32-132 (.195)

### RICK ADELMAN

Hired: Sept. 28, 2011

SEASON	W-L (PCT.)
11-12	26-40 (.394)
12-13	31-51 (.378)
13-14	40-42 (.488)
TOTAL	97-133 (.422)

### SAM MITCHELL

Hired: Sept. 11, 2015

SEASON	W-L (PCT.)
15-16	29-53 (.354)
TOTAL	29-53 (.354)

### TOM THIBODEAU

Hired: Apr. 20, 2016

SEASON	W-L (PCT.)
16-17	31-51 (.378)
17-18	47-35 (.573)
TOTAL	78-86 (.476)

Departed: Jan. 23, 2007

FINISH/DIVISION	PLAYOFFS (PCT.)
4th/Northwest	---
---	---

Departed: Dec. 8, 2008

FINISH/DIVISION	PLAYOFFS (PCT.)
T3rd/Northwest	---
4th/Northwest	---
---	---

Departed: July 12, 2011

FINISH/DIVISION	PLAYOFFS (PCT.)
5th/Northwest	---
5th/Northwest	---

Departed: Apr. 21, 2014

FINISH/DIVISION	PLAYOFFS (PCT.)
5th/Northwest	---
5th/Northwest	---
3rd/Northwest	---

Departed: Apr. 13, 2016

FINISH/DIVISION	PLAYOFFS (PCT.)
5th/Northwest	---

FINISH/DIVISION	PLAYOFFS (PCT.)
5th/Northwest	---
4th/Northwest	1-4 (.200)
TOTAL	1-4 (.200)



## ATTENDANCE

YEAR	TOTAL HOME ATTENDANCE	AVG. HOME ATTENDANCE	PCT. CAPACITY	NBA RANK	SELL-OUTS	AVG. ROAD ATTENDANCE
1989-90	1,072,572*	26,160*	—	1st	—	14,935
1990-91	779,470	19,011	100.0	3rd	41	13,951
1991-92	769,035	18,757	98.7	4th	23	14,824
1992-93	754,593	18,405	96.8	7th	12	15,279
1993-94	733,419	17,888	94.1	9th	4	14,849
1994-95	603,518	14,720	77.5	21st	2	15,542
1995-96	585,669	14,285	75.2	26th	3	16,202
1996-97	697,727	17,018	89.5	14th	7	16,300
1997-98	738,572	18,014	94.8	11th	12	16,640
1998-99	427,974	17,119	90.1	13th	4	16,218
1999-00	655,998	16,400	86.3	16th	9	16,762
2000-01	717,371	17,497	92.1	11th	8	16,788
2001-02	731,673	17,846	93.9	13th	15	16,962
2002-03	643,684	15,700	82.6	18th	3	16,658
2003-04	723,071	17,636	92.8	11th	15	17,862
2004-05	704,438	17,181	88.5	15th	6	17,874
2005-06	662,167	16,150	83.4	25th	1	17,421
2006-07	655,947	15,999	82.7	24th	7	17,894
2007-08	593,537	14,477	74.8	25th	5	16,690
2008-09	594,743	14,506	74.9	27th	0	16,843
2009-10	619,170	15,102	78.0	25th	2	16,113
2010-11	624,960	15,243	78.8	24th	1	16,886
2011-12	577,197	17,491	90.4	15th	11	16,311
2012-13	669,976	16,341	84.4	21st	3	16,996
2013-14	597,157	14,565	75.2	27th	1	17,606
2014-15	595,652	14,528	75.1	29th	5	18,001
2015-16	581,178	14,175	73.2	29th	1	17,832
2016-17	607,203	14,810	76.5	29th	3	18,102
2017-18	699,308	17,056	89.9	21st	16	17,851
<b>TOTALS</b>	<b>19,416,979</b>	<b>16,681</b>	<b>—</b>	<b>—</b>	<b>220</b>	<b>16,636</b>

(\*NBA Record)

### ATTENDANCE NOTES

Minnesota surpassed the 10-million mark in all-time home attendance on Nov. 18, 2003 vs. Denver (its 563rd home date), becoming the second-fastest franchise in league history to reach that plateau. The Wolves set an all-time NBA single-season record by drawing 1,072,572 fans (an average of 26,160) to the Metrodome in their inaugural 1989-90 campaign.

The largest attendance ever for a Timberwolves game was 49,551 on Apr. 17, 1990, for the club's final Metrodome appearance (vs. Denver). Minnesota drew a Target Center-record crowd of 20,412 for its Mar. 10, 2017 game against Golden State. The Timberwolves' smallest-ever home attendance was 9,384 for the Nov. 28, 2016 game vs. Utah.

### TIMBERWOLVES ALL-TIME LARGEST HOME CROWDS

#### METRODOME

49,551	vs. Denver	Apr. 17, 1990
45,458	vs. Orlando	Apr. 13, 1990
43,606	vs. L.A. Lakers	Mar. 17, 1990
40,415	vs. Utah	Apr. 15, 1990
35,713	vs. Boston	Feb. 2, 1990
35,427	vs. Chicago	Nov. 8, 1989
29,434	vs. Golden State	Feb. 4, 1990
29,117	vs. Philadelphia	Nov. 10, 1989
29,056	vs. Detroit	Jan. 27, 1990
28,514	vs. Atlanta	Feb. 18, 1990

#### TARGET CENTER

20,412	vs. Golden State	Mar. 10, 2017
20,391	vs. L.A. Lakers	Mar. 12, 2004
20,347	vs. San Antonio	Feb. 22, 2004
20,340	vs. Houston	Dec. 26, 2012
20,320	vs. Washington	Jan. 21, 2002
20,232	vs. New York	Feb. 11, 2012
20,214	vs. Chicago	Feb. 16, 1996
20,200	vs. L.A. Lakers	Apr. 9, 2010
20,199	vs. L.A. Lakers	Mar. 14, 2003
20,197	vs. L.A. Lakers	Feb. 27, 1998

A stylized graphic on the left side of the image. It features a blue mountain shape with a white diamond pattern. To its right is a green circle with a dark green dot pattern, representing a sun or moon. Five white diagonal lines are positioned between the mountain and the circle.

**PLAYOFFS**

A green background on the right side of the image, filled with a pattern of small, dark green stars.





## WOLVES INDIVIDUAL PLAYOFF RECORDS

### MOST POINTS

Career:	1,049	Kevin Garnett
7-Game Series:	167	Kevin Garnett
6-Game Series:	162	Kevin Garnett
5-Game Series:	129	Kevin Garnett
4-Game Series:	87	Kevin Garnett
3-Game Series:	72	Kevin Garnett
Game:	40	Sam Cassell
		Sam Cassell
Half:	30	Sam Cassell
Period:	18	Sam Cassell
Overtime:	6	Kevin Garnett

### MOST FIELD GOALS MADE

Career:	415	Kevin Garnett
7-Game Series:	62	Kevin Garnett
6-Game Series:	71	Kevin Garnett
5-Game Series:	49	Kevin Garnett
4-Game Series:	35	Kevin Garnett
3-Game Series:	26	Stephon Marbury
Game:	16	Sam Cassell

### MOST FIELD GOALS ATTEMPTED

Career:	907	Kevin Garnett
7-Game Series:	141	Kevin Garnett
6-Game Series:	138	Kevin Garnett
5-Game Series:	108	Kevin Garnett
4-Game Series:	79	Kevin Garnett
3-Game Series:	65	Stephon Marbury
Game:	31	Kevin Garnett
	30	Kevin Garnett

### HIGHEST FIELD-GOAL PERCENTAGE

Career:	.521	(62-119) Trenton Hassell
7-Game Series:	.464	(45-97) Sam Cassell
6-Game Series:	.514	(71-138) Kevin Garnett
5-Game Series:	.509	(29-57) Derrick Rose
4-Game Series:	.508	(32-63) Terrell Brandon
3-Game Series:	.545	(12-22) Doug West
Game:	.800	(8-10) Jamal Crawford

### MOST THREE-POINT FIELD GOALS MADE

Career:	37	Latrell Sprewell
7-Game Series:	15	Fred Hoiberg
6-Game Series:	17	Troy Hudson
5-Game Series:	15	Anthony Peeler
4-Game Series:	6	Anthony Peeler
3-Game Series:	6	Stephon Marbury
		Chauncey Billups
Game:	7	Latrell Sprewell
		Sam Cassell

1997-2004
vs. Sacramento, 2004
vs. L.A. Lakers, 2003
vs. Denver, 2004
vs. San Antonio, 1999
vs. Dallas, 2002
vs. Denver, 4/18/04;
vs. Sacramento, 5/4/04
vs. Sacramento (2nd), 5/4/04
vs. Sacramento (3rd), 5/4/04
@ Sacramento, 5/10/04

1997-2004
vs. Sacramento, 2004
vs. L.A. Lakers, 2003
vs. Denver, 2004
vs. San Antonio, 1999
vs. Houston, 1997
vs. Denver, 4/18/04

1997-2004
vs. Sacramento, 2004
vs. L.A. Lakers, 2003
vs. Denver, 2004
vs. San Antonio, 1999
vs. Houston, 1997
@ L.A. Lakers, 4/24/03 (OT)
vs. Denver, 4/18/04

2004
vs. Sacramento, 2004
vs. L.A. Lakers, 2003
vs. Houston, 2018
vs. Portland, 2000
vs. Houston, 1997
@ Houston, 4/25/18

2004
vs. Sacramento, 2004
vs. L.A. Lakers, 2003
vs. Seattle, 1998
vs. San Antonio, 2001
vs. Houston, 1997;
vs. Dallas, 2002
vs. Denver, 4/21/04;
vs. Sacramento, 5/4/04

### MOST THREE-POINT FIELD GOALS ATTEMPTED

Career:	96	Anthony Peeler
		Latrell Sprewell
7-Game Series:	37	Latrell Sprewell
6-Game Series:	39	Troy Hudson
5-Game Series:	31	Anthony Peeler
4-Game Series:	17	Anthony Peeler
3-Game Series:	20	Stephon Marbury
Game:	11	Troy Hudson
		Sam Cassell

1998-2003;
2004
vs. Sacramento, 2004
vs. L.A. Lakers, 2003
vs. Seattle, 1998
vs. San Antonio, 2001
vs. Houston, 1997
@ L.A. Lakers, 4/27/03;
vs. Sacramento, 5/4/04

### HIGHEST THREE-POINT FIELD-GOAL PERCENTAGE

Career:	.458	(22-48) Fred Hoiberg
7-Game Series:	.500	(15-30) Fred Hoiberg
6-Game Series:	.436	(17-39) Troy Hudson
5-Game Series:	.700	(7-10) Derrick Rose
4-Game Series:	.600	(3-5) Terrell Brandon
3-Game Series:	1.000	(2-2) Shane Heal
Game:	1.000	(3-3) Anthony Peeler

2004
vs. Sacramento, 2004
vs. L.A. Lakers, 2003
vs. Houston, 2018
vs. San Antonio, 1999
vs. Houston, 1997
vs. San Antonio, 4/28/01

### MOST FREE THROWS MADE

Career:	207	Kevin Garnett
7-Game Series:	41	Kevin Garnett
6-Game Series:	36	Troy Hudson
5-Game Series:	31	Kevin Garnett
4-Game Series:	30	Kevin Garnett
3-Game Series:	23	Kevin Garnett
Game:	15	Troy Hudson

1997-2004
vs. Sacramento, 2004
vs. L.A. Lakers, 2003
vs. Denver, 2004
vs. San Antonio, 2001
vs. Dallas, 2002
vs. L.A. Lakers, 4/22/03

### MOST FREE THROWS ATTEMPTED

Career:	272	Kevin Garnett
7-Game Series:	50	Kevin Garnett
6-Game Series:	38	Troy Hudson
5-Game Series:	43	Kevin Garnett
4-Game Series:	36	Kevin Garnett
3-Game Series:	32	Kevin Garnett
Game:	17	Kevin Garnett

1997-2004
vs. Sacramento, 2004
vs. L.A. Lakers, 2003
vs. Denver, 2004
vs. San Antonio, 2001
vs. Dallas, 2002
@ Dallas, 4/24/02

### HIGHEST FREE-THROW PERCENTAGE

Career:	.947	(36-38) Troy Hudson
7-Game Series:	.820	(41-50) Kevin Garnett
6-Game Series:	.947	(36-38) Troy Hudson
5-Game Series:	.955	(21-22) Sam Cassell
4-Game Series:	.923	(12-13) Terrell Brandon
3-Game Series:	1.000	(9-9) Doug West
Game:	1.000	(12-12) Sam Cassell

2003
vs. Sacramento, 2004
vs. L.A. Lakers, 2003
vs. Denver, 2004
vs. San Antonio, 1999
vs. Houston, 1997
vs. Denver, 4/30/04

### MOST REBOUNDS

Career:	628	Kevin Garnett
7-Game Series:	108	Kevin Garnett
6-Game Series:	94	Kevin Garnett
5-Game Series:	74	Kevin Garnett
4-Game Series:	48	Kevin Garnett
		Kevin Garnett
3-Game Series:	56	Kevin Garnett
Game:	22	Kevin Garnett

1997-2004
vs. Sacramento, 2004
vs. L.A. Lakers, 2003
vs. Denver, 2004
vs. San Antonio, 1999;
vs. San Antonio, 2001
vs. Dallas, 2002
vs. Denver, 4/21/04



## WOLVES INDIVIDUAL PLAYOFF RECORDS

### MOST OFFENSIVE REBOUNDS

Career:	136	Kevin Garnett	1997-2004
7-Game Series:	18	Kevin Garnett	vs. Sacramento, 2004
6-Game Series:	13	Kevin Garnett	vs. L.A. Lakers, 2004
5-Game Series:	17	Kevin Garnett	vs. Seattle, 1998
4-Game Series:	16	Kevin Garnett	vs. San Antonio, 1999
3-Game Series:	19	Dean Garrett	vs. Houston, 1997
Game:	12	Dean Garrett	vs. Houston, 4/29/97

### MOST DEFENSIVE REBOUNDS

Career:	492	Kevin Garnett	1997-2004
7-Game Series:	90	Kevin Garnett	vs. Sacramento, 2004
6-Game Series:	83	Kevin Garnett	vs. L.A. Lakers, 2003
5-Game Series:	66	Kevin Garnett	vs. Denver, 2004
4-Game Series:	38	Kevin Garnett	vs. San Antonio, 2001
3-Game Series:	40	Kevin Garnett	vs. Dallas, 2002
Game:	20	Kevin Garnett	vs. Denver, 4/21/04;
		Kevin Garnett	vs. Sacramento, 5/19/04

### MOST ASSISTS

Career:	236	Kevin Garnett	1997-2004
7-Game Series:	38	Sam Cassell	vs. Sacramento, 2004
6-Game Series:	33	Troy Hudson	vs. L.A. Lakers, 2003
5-Game Series:	38	Stephon Marbury	vs. Seattle, 1998
4-Game Series:	35	Kevin Garnett	vs. Portland, 2000
3-Game Series:	23	Stephon Marbury	vs. Houston, 1997
Game:	13	Stephon Marbury	vs. Houston, 4/29/97

### MOST BLOCKED SHOTS

Career:	88	Kevin Garnett	1997-2004
7-Game Series:	24	Kevin Garnett	vs. Sacramento, 2004
6-Game Series:	10	Kevin Garnett	vs. L.A. Lakers, 2003
5-Game Series:	12	Kevin Garnett	vs. Seattle, 1998
4-Game Series:	8	Kevin Garnett/Joe Smith	vs. San Antonio, 1999
3-Game Series:	5	Kevin Garnett	vs. Dallas, 2002
Game:	6	Kevin Garnett	vs. Sacramento, 5/8/04

### MOST STEALS

Career:	63	Kevin Garnett	1997-2004
7-Game Series:	12	Kevin Garnett	vs. Sacramento, 2004
6-Game Series:	10	Kevin Garnett	vs. L.A. Lakers, 2003
5-Game Series:	12	Stephon Marbury	vs. Seattle, 1998
4-Game Series:	9	Terrell Brandon	vs. San Antonio, 1999
3-Game Series:	7	Tom Gugliotta	vs. Houston, 1997
Game:	5	Most recently: Latrell Sprewell	@ Sacramento, 5/16/04

### MOST PERSONAL FOULS

Career:	149	Kevin Garnett	1997-2004
7-Game Series:	33	Sam Cassell	vs. Sacramento, 2004
6-Game Series:	28	Rasho Nesterovic	vs. L.A. Lakers, 2003
5-Game Series:	19	Jeff Teague	vs. Houston, 2018
4-Game Series:	20	Rasho Nesterovic	vs. Portland, 2000
3-Game Series:	14	Chauncey Billups	vs. Dallas, 2002
Game:	6	Most recently: Kevin Garnett	@ L.A. Lakers, 5/31/04

### MOST TURNOVERS

Career:	161	Kevin Garnett	1997-2004
7-Game Series:	31	Kevin Garnett	vs. Sacramento, 2004
6-Game Series:	22	Kevin Garnett	vs. L.A. Lakers, 2004
5-Game Series:	22	Kevin Garnett	vs. Seattle, 1998;
		Kevin Garnett	vs. Denver, 2004
4-Game Series:	14	Terrell Brandon	vs. San Antonio, 1999
3-Game Series:	12	Kevin Garnett	vs. Dallas, 2002
Game:	10	Kevin Garnett	@ Seattle, 5/2/98

### MOST MINUTES PLAYED

Career:	2,003	Kevin Garnett	1997-2004
7-Game Series:	311	Kevin Garnett	vs. Sacramento, 2004
6-Game Series:	265	Kevin Garnett	vs. L.A. Lakers, 2003;
		Kevin Garnett	vs. L.A. Lakers, 2004
5-Game Series:	213	Anthony Peeler	vs. Seattle, 1998
4-Game Series:	171	Kevin Garnett	vs. Portland, 2000
3-Game Series:	134	Chauncey Billups	vs. Dallas, 2002
Game (Reg.):	48	Terrell Brandon	vs. Portland, 4/30/00
Game (OT):	50	Wally Szczerbiak	@ L.A. Lakers, 4/24/03



## WOLVES TEAM PLAYOFF HIGHS

### MOST POINTS

Game:	121	vs. Houston	4/21/18
Half:	69	vs. Houston (2nd)	4/21/18
Quarter:	35	vs. Houston (3rd)	4/21/18
Overtime:	13	@ L.A. Lakers	4/24/03

### MOST FIELD GOALS MADE

Game:	47	vs. Houston	4/29/97
-------	----	-------------	---------

### MOST FIELD GOALS ATTEMPTED

Game:	96	vs. Houston	4/29/97
-------	----	-------------	---------

### HIGHEST FIELD-GOAL PERCENTAGE

Game:	.556	(40-72) vs. L.A. Lakers	4/22/03
-------	------	-------------------------	---------

### MOST THREE-POINT FIELD GOALS MADE

Game:	15	vs. Houston	4/21/18
-------	----	-------------	---------

### MOST THREE-POINT FIELD GOALS ATTEMPTED

Game:	27	@ L.A. Lakers	4/27/03;
		vs. Houston	4/21/18

### HIGHEST THREE-POINT FIELD-GOAL PERCENTAGE

Game:	.636	(7-11) vs. Denver	4/30/04
-------	------	-------------------	---------

### MOST FREE THROWS MADE

Game:	32	vs. L.A. Lakers	4/22/03
-------	----	-----------------	---------

### MOST FREE THROWS ATTEMPTED

Game:	44	vs. Dallas	4/28/02
-------	----	------------	---------

### HIGHEST FREE-THROW PERCENTAGE

Game:	.933	(14-15) vs. L.A. Lakers	5/21/04
-------	------	-------------------------	---------

### MOST REBOUNDS

Game:	58	@ Dallas	4/21/02
-------	----	----------	---------

### MOST OFFENSIVE REBOUNDS

Game:	20	@ Seattle	4/26/98;
		@ Dallas	4/21/02

### MOST DEFENSIVE REBOUNDS

Game:	43	vs. L.A. Lakers	4/22/03;
		@ Houston	4/18/18

### MOST ASSISTS

Game:	30	vs. Houston	4/29/97
-------	----	-------------	---------

### MOST BLOCKED SHOTS

Game:	10	vs. Sacramento	5/8/04
-------	----	----------------	--------

### MOST STEALS

Game:	12	vs. San Antonio	4/28/01;
		@ L.A. Lakers	4/24/03 (OT)

### MOST PERSONAL FOULS

Game:	36	@ L.A. Lakers	5/25/04
-------	----	---------------	---------

### MOST TURNOVERS

Game:	24	@ Sacramento	5/12/04
-------	----	--------------	---------

## WOLVES TEAM PLAYOFF LOWS

### FEWEST POINTS

Game:	69	@ San Antonio	4/23/01
Half:	28	vs. San Antonio (1st)	5/13/99
Quarter:	11	@ Seattle (2nd)	4/24/98
Overtime:	10	@ Sacramento	5/10/04

### FEWEST FIELD GOALS MADE

Game:	24	@ San Antonio	4/23/01
-------	----	---------------	---------

### FEWEST FIELD GOALS ATTEMPTED

Game:	66	@ Denver	4/27/04
-------	----	----------	---------

### LOWEST FIELD-GOAL PERCENTAGE

Game:	.337	(31-92) @ Seattle	4/24/98
-------	------	-------------------	---------

### FEWEST THREE-POINT FIELD GOALS MADE

Game:	1	Most recently: vs. L.A. Lakers	4/20/03
-------	---	--------------------------------	---------

### FEWEST THREE-POINT FIELD GOALS ATTEMPTED

Game:	4	@ San Antonio	4/21/01
-------	---	---------------	---------

### LOWEST THREE-POINT FIELD-GOAL PERCENTAGE

Game:	.125	(1-8) @ Portland	4/23/00
-------	------	------------------	---------

### FEWEST FREE THROWS MADE

Game:	8	@ Houston	4/26/97
-------	---	-----------	---------

### FEWEST FREE THROWS ATTEMPTED

Game:	12	vs. Sacramento	5/4/04
-------	----	----------------	--------

### LOWEST FREE-THROW PERCENTAGE

Game:	.609	(14-23) vs. Houston	4/23/18
-------	------	---------------------	---------

### FEWEST REBOUNDS

Game:	29	vs. Seattle	4/28/98
-------	----	-------------	---------

### FEWEST OFFENSIVE REBOUNDS

Game:	3	vs. L.A. Lakers	5/21/04
-------	---	-----------------	---------

### FEWEST DEFENSIVE REBOUNDS

Game:	21	vs. Seattle	4/28/98
-------	----	-------------	---------

### FEWEST ASSISTS

Game:	11	@ Sacramento	5/16/04
-------	----	--------------	---------

### FEWEST BLOCKED SHOTS

Game:	0	vs. Dallas	4/28/02
-------	---	------------	---------

### FEWEST STEALS

Game:	2	@ San Antonio	4/23/01;
		@ Houston	4/25/18

### FEWEST PERSONAL FOULS

Game:	14	vs. San Antonio	5/13/99
-------	----	-----------------	---------

### FEWEST TURNOVERS

Game:	5	@ Houston	4/24/97
-------	---	-----------	---------



## OPPONENT INDIVIDUAL PLAYOFF RECORDS

### MOST POINTS

7-Game Series:	124	Chris Webber
6-Game Series:	191	Kobe Bryant
5-Game Series:	145	James Harden
4-Game Series:	90	Tim Duncan
3-Game Series:	100	Dirk Nowitzki
Game:	44	James Harden
Half:	28	Dirk Nowitzki
		Kobe Bryant
Quarter:	22	James Harden
Overtime:	9	Peja Stojakovic

### MOST FIELD GOALS MADE

7-Game Series:	52	Chris Webber
6-Game Series:	68	Kobe Bryant
5-Game Series:	48	Gary Payton
4-Game Series:	34	Tim Duncan
3-Game Series:	30	Dirk Nowitzki
Game:	16	Kobe Bryant

### MOST FIELD GOALS ATTEMPTED

7-Game Series:	115	Peja Stojakovic
6-Game Series:	158	Kobe Bryant
5-Game Series:	112	James Harden
4-Game Series:	73	Tim Duncan
3-Game Series:	57	Dirk Nowitzki
Game:	30	Kobe Bryant

### HIGHEST FIELD-GOAL PERCENTAGE

7-Game Series:	.527	(29-55) Brad Miller
6-Game Series:	.569	(41-72) Shaquille O'Neal
5-Game Series:	.673	(35-52) Clint Capela
4-Game Series:	.593	(32-54) Avery Johnson
3-Game Series:	.625	(25-40) Hakeem Olajuwon
		(15-24) Mario Elie
Game:	.857	(12-14) Clint Capela

### MOST THREE-POINT FIELD GOALS MADE

7-Game Series:	13	Peja Stojakovic
6-Game Series:	21	Derek Fisher
5-Game Series:	20	James Harden
4-Game Series:	8	Most recently: Danny Ferry
3-Game Series:	12	Matt Maloney
Game:	7	James Harden

### MOST THREE-POINT FIELD GOALS ATTEMPTED

7-Game Series:	38	Peja Stojakovic
6-Game Series:	34	Derek Fisher
5-Game Series:	52	James Harden
4-Game Series:	19	Scottie Pippen
3-Game Series:	21	Matt Maloney
Game:	13	Peja Stojakovic
	12	James Harden
		Gerald Green

Sacramento, 2004
L.A. Lakers, 2003
Houston, 2018
San Antonio, 2001
Dallas, 2002
@ Houston, 4/15/18
Dallas @ Minnesota (1st), 4/28/02;
L.A. Lakers @ Minnesota (1st), 4/20/03
Houston @ Minnesota (3rd), 4/23/18
@ Sacramento, 5/10/04

Sacramento, 2004
L.A. Lakers, 2003
Seattle, 1998
San Antonio, 2001
Dallas, 2002
L.A. Lakers @ Minnesota, 4/20/03

Sacramento, 2004
L.A. Lakers, 2003
Houston, 2018
San Antonio, 2001
Dallas, 2002
L.A. Lakers @ Minnesota, 4/20/03

Sacramento, 2004
L.A. Lakers, 2004
Houston, 2018
San Antonio, 1999
Houston, 1997;
Houston, 1997
@ Houston, 4/25/18

Sacramento, 2004
L.A. Lakers, 2003
Houston, 2018
San Antonio, 2001
Houston, 1997
@ Houston, 4/15/18

Sacramento, 2004
L.A. Lakers, 2003
Houston, 2018
Portland, 2000
Houston, 1997
@ Sacramento, 5/10/04 (OT)
@ Houston, 4/15/18;
@ Houston, 4/18/18

### HIGHEST THREE-POINT FIELD-GOAL PERCENTAGE

7-Game Series:	.438	(7-16) Doug Christie	Sacramento, 2004
6-Game Series:	.618	(21-34) Derek Fisher	L.A. Lakers, 2003
5-Game Series:	.458	(11-24) Voshon Lenard	Denver, 2004
4-Game Series:	.571	(4-7) Terry Porter	San Antonio, 2001
3-Game Series:	.727	(8-11) Dirk Nowitzki	Dallas, 2002
Game:	1.000	(3-3) Terry Porter	@ San Antonio, 4/23/01;
		(3-3) Dirk Nowitzki	Dallas @ Minnesota, 4/28/02

### MOST FREE THROWS MADE

7-Game Series:	28	Mike Bibby	Sacramento, 2004
6-Game Series:	45	Kobe Bryant	L.A. Lakers, 2003
5-Game Series:	33	James Harden	Houston, 2018
4-Game Series:	24	David Robinson	San Antonio, 2001
3-Game Series:	32	Dirk Nowitzki	Dallas, 2002
Game:	16	Kobe Bryant	@ L.A. Lakers, 4/27/03

### MOST FREE THROWS ATTEMPTED

7-Game Series:	32	Mike Bibby	Sacramento, 2004
6-Game Series:	93	Shaquille O'Neal	L.A. Lakers, 2004
5-Game Series:	38	James Harden	Houston, 2018
4-Game Series:	34	Tim Duncan	San Antonio, 2001
3-Game Series:	36	Dirk Nowitzki	Dallas, 2002
Game:	22	Shaquille O'Neal	@ L.A. Lakers, 5/25/04

### HIGHEST FREE-THROW PERCENTAGE

7-Game Series:	.875	(28-32) Mike Bibby	Sacramento, 2004
6-Game Series:	.865	(45-52) Kobe Bryant	L.A. Lakers, 2003
5-Game Series:	.929	(13-14) Chris Paul	Houston, 2018
4-Game Series:	1.000	(11-11) Steve Smith	Portland, 2000
3-Game Series:	1.000	(17-17) Steve Nash	Dallas, 2002
Game:	1.000	(10-10) Steve Nash	Dallas @ Minnesota, 4/28/02

### MOST REBOUNDS

7-Game Series:	63	Brad Miller	Sacramento, 2004
6-Game Series:	94	Shaquille O'Neal	L.A. Lakers, 2004
5-Game Series:	71	Clint Capela	Houston, 2018
4-Game Series:	52	Tim Duncan	San Antonio, 2001
3-Game Series:	47	Dirk Nowitzki	Dallas, 2002
Game:	23	Shaquille O'Neal	@ L.A. Lakers, 4/27/03

### MOST OFFENSIVE REBOUNDS

7-Game Series:	19	Brad Miller	Sacramento, 2004
6-Game Series:	32	Shaquille O'Neal	L.A. Lakers, 2004
5-Game Series:	24	Clint Capela	Houston, 2018
4-Game Series:	17	Tim Duncan	San Antonio, 1999
3-Game Series:	11	Charles Barkley	Houston, 1997
Game:	10	Shaquille O'Neal	@ L.A. Lakers, 4/27/03

### MOST DEFENSIVE REBOUNDS

7-Game Series:	44	Brad Miller/Chris Webber	Sacramento, 2004
6-Game Series:	63	Shaquille O'Neal	L.A. Lakers, 2003
5-Game Series:	47	Clint Capela	Houston, 2018
4-Game Series:	39	David Robinson	San Antonio, 2001
3-Game Series:	42	Dirk Nowitzki	Dallas, 2002
Game:	15	Shaquille O'Neal	@ L.A. Lakers, 5/27/04





## OPPONENT INDIVIDUAL PLAYOFF RECORDS

### MOST ASSISTS

7-Game Series:	61	Mike Bibby	Sacramento, 2004
6-Game Series:	40	Kobe Bryant	L.A. Lakers, 2003
5-Game Series:	37	James Harden	Houston, 2018
4-Game Series:	25	Avery Johnson	San Antonio, 1999
3-Game Series:	27	Steve Nash	Dallas, 2002
Game:	12	Mike Bibby	@ Sacramento, 5/12/04;
		James Harden	@ Houston, 4/25/18

### MOST BLOCKED SHOTS

7-Game Series:	8	Brad Miller	Sacramento, 2004
6-Game Series:	18	Shaquille O'Neal	L.A. Lakers, 2004
5-Game Series:	10	Clint Capela	Houston, 2018
4-Game Series:	12	Tim Duncan	San Antonio, 1999
3-Game Series:	9	Hakeem Olajuwon	Houston, 1997
Game:	5	Most recently: Shaquille O'Neal	@ L.A. Lakers, 4/24/03 (OT)

### MOST STEALS

7-Game Series:	14	Peja Stojakovic	Sacramento, 2004
6-Game Series:	13	Derek Fisher	L.A. Lakers, 2003
5-Game Series:	12	James Harden	Houston, 2018
4-Game Series:	8	David Robinson	San Antonio, 1999
3-Game Series:	9	Dirk Nowitzki	Dallas, 2002
Game:	5	Chris Paul	Houston @ Minnesota, 4/23/18

### MOST PERSONAL FOULS

7-Game Series:	27	Brad Miller	Sacramento, 2004
6-Game Series:	23	Robert Horry	L.A. Lakers, 2003;
		Karl Malone	L.A. Lakers, 2004
5-Game Series:	22	Nenê	Denver, 2004
4-Game Series:	16	Arvydas Sabonis	Portland, 2000
3-Game Series:	15	Raef LaFrentz	Dallas, 2002
Game:	6	Most recently: Chris Paul	Houston @ Minnesota, 4/21/18

### MOST TURNOVERS

7-Game Series:	22	Mike Bibby	Sacramento, 2004
6-Game Series:	17	Kobe Bryant	L.A. Lakers, 2004
5-Game Series:	17	Carmelo Anthony	Denver, 2004
4-Game Series:	13	Derek Anderson	San Antonio, 2001
3-Game Series:	10	Charles Barkley	Houston, 1997
Game:	7	Carmelo Anthony	Denver @ Minnesota, 4/21/04

### MOST MINUTES PLAYED

7-Game Series:	305	Peja Stojakovic	Sacramento, 2004
6-Game Series:	271	Kobe Bryant	L.A. Lakers, 2003
5-Game Series:	212	Gary Payton	Seattle, 1998
4-Game Series:	170	Tim Duncan	San Antonio, 1999
3-Game Series:	139	Michael Finley	Dallas, 2002
Game (Reg.):	48	Gary Payton	@ Seattle, 5/2/98;
		Michael Finley	Dallas @ Minnesota, 4/28/02
Game (OT):	51	Kobe Bryant	@ L.A. Lakers, 4/24/03



## OPPONENT TEAM PLAYOFF HIGHS

### MOST POINTS

Game:	125	Houston @ Minnesota	4/29/97
Half:	69	Houston @ Minnesota (2nd)	4/23/18
Quarter:	50	Houston @ Minnesota (3rd)	4/23/18
Overtime:	9	@ L.A. Lakers	4/24/03;
		@ Sacramento	5/10/04

### MOST FIELD GOALS MADE

Game:	46	@ Dallas	4/24/02
-------	----	----------	---------

### MOST FIELD GOALS ATTEMPTED

Game:	98	@ L.A. Lakers	4/24/03 (OT)
	96	@ Houston	4/18/18

### HIGHEST FIELD-GOAL PERCENTAGE

Game:	.603	(44-73) Houston @ Minnesota	4/29/97
-------	------	-----------------------------	---------

### MOST THREE-POINT FIELD GOALS MADE

Game:	18	@ Houston	4/25/18
-------	----	-----------	---------

### MOST THREE-POINT FIELD GOALS ATTEMPTED

Game:	52	@ Houston	4/18/18
-------	----	-----------	---------

### HIGHEST THREE-POINT FIELD-GOAL PERCENTAGE

Game:	.571	(8-14) San Antonio @ Minnesota	4/30/01
-------	------	--------------------------------	---------

### MOST FREE THROWS MADE

Game:	32	San Antonio @ Minnesota	5/15/99;
		Dallas @ Minnesota	4/28/02

### MOST FREE THROWS ATTEMPTED

Game:	43	@ L.A. Lakers	5/25/04
-------	----	---------------	---------

### HIGHEST FREE-THROW PERCENTAGE

Game:	.944	(17-18) Portland @ Minnesota	4/30/00
-------	------	------------------------------	---------

### MOST REBOUNDS

Game:	58	@ Houston	4/24/97
-------	----	-----------	---------

### MOST OFFENSIVE REBOUNDS

Game:	20	@ Denver	4/24/04;
		@ Denver	4/27/04

### MOST DEFENSIVE REBOUNDS

Game:	42	@ Houston	4/24/97;
		@ Houston	4/18/18

### MOST ASSISTS

Game:	34	@ L.A. Lakers	5/1/03
-------	----	---------------	--------

### MOST BLOCKED SHOTS

Game:	10	@ Dallas	4/21/02
-------	----	----------	---------

### MOST STEALS

Game:	13	Most recently: Sacramento @ Minnesota	5/4/04
-------	----	---------------------------------------	--------

### MOST PERSONAL FOULS

Game:	31	L.A. Lakers @ Minnesota	4/22/03
-------	----	-------------------------	---------

### MOST TURNOVERS

Game:	19	Denver @ Minnesota	4/30/04
-------	----	--------------------	---------

## OPPONENT TEAM PLAYOFF LOWS

### FEWEST POINTS

Game:	71	@ San Antonio	5/11/99;
		L.A. Lakers @ Minnesota	5/23/04
Half:	31	@ San Antonio (1st)	5/11/99;
		Sacramento @ Minnesota (1st)	5/19/04
Quarter:	9	Denver @ Minnesota (2nd)	4/21/04
Overtime:	9	@ L.A. Lakers	4/24/03;
		@ Sacramento	5/10/04

### FEWEST FIELD GOALS MADE

Game:	25	@ San Antonio	5/11/99;
		L.A. Lakers @ Minnesota	5/23/04

### FEWEST FIELD GOALS ATTEMPTED

Game:	63	@ San Antonio	5/11/99
-------	----	---------------	---------

### LOWEST FIELD-GOAL PERCENTAGE

Game:	.333	(27-81) Sacramento @ Minnesota	5/14/04
-------	------	--------------------------------	---------

### FEWEST THREE-POINT FIELD GOALS MADE

Game:	0	@ San Antonio	5/11/99
-------	---	---------------	---------

### FEWEST THREE-POINT FIELD GOALS ATTEMPTED

Game:	7	@ San Antonio	5/9/99
-------	---	---------------	--------

### LOWEST THREE-POINT FIELD-GOAL PERCENTAGE

Game:	.000	(0-8) @ San Antonio	5/11/99
-------	------	---------------------	---------

### FEWEST FREE THROWS MADE

Game:	6	Denver @ Minnesota	4/30/04
-------	---	--------------------	---------

### FEWEST FREE THROWS ATTEMPTED

Game:	10	Denver @ Minnesota	4/30/04
-------	----	--------------------	---------

### LOWEST FREE-THROW PERCENTAGE

Game:	.471	(8-17) Sacramento @ Minnesota	5/19/04
-------	------	-------------------------------	---------

### FEWEST REBOUNDS

Game:	28	Portland @ Minnesota	4/30/00
-------	----	----------------------	---------

### FEWEST OFFENSIVE REBOUNDS

Game:	4	Houston @ Minnesota	4/29/97;
		@ Dallas	4/21/02

### FEWEST DEFENSIVE REBOUNDS

Game:	19	Portland @ Minnesota	4/30/00
-------	----	----------------------	---------

### FEWEST ASSISTS

Game:	11	@ San Antonio	5/11/99
-------	----	---------------	---------

### FEWEST BLOCKED SHOTS

Game:	1	Most recently: Sacramento @ Minnesota	5/19/04
-------	---	---------------------------------------	---------

### FEWEST STEALS

Game:	1	@ Houston	4/24/97
-------	---	-----------	---------

### FEWEST PERSONAL FOULS

Game:	14	@ San Antonio	5/11/99
-------	----	---------------	---------

### FEWEST TURNOVERS

Game:	5	@ Houston	4/25/18
-------	---	-----------	---------



## 2004 PLAYOFFS VS. L.A. LAKERS

**WESTERN CONFERENCE FINALS:** Los Angeles wins series, 4-2

### GAME 1 – MAY 21 AT TARGET CENTER

	1	2	3	4		FINAL	Attendance – 19,552	Time – 2:26	
L.A. Lakers	23	23	32	19	—	97	HIGH SCORER	HIGH REB.	HIGH ASSIST
Minnesota	24	20	23	21	—	88	O'Neal 27	O'Neal 18	Bryant/Fisher 6
							Sprewell 23	Olowokandi 11	Cassell 8

### GAME 2 – MAY 23 AT TARGET CENTER

	1	2	3	4		FINAL	Attendance – 19,707	Time – 2:32	
L.A. Lakers	24	13	19	15	—	71	HIGH SCORER	HIGH REB.	HIGH ASSIST
Minnesota	32	19	17	21	—	89	Bryant 27	O'Neal 16	Bryant 6
							Garnett 24	Garnett 11	Sprewell 8

### GAME 3 – MAY 25 AT STAPLES CENTER

	1	2	3	4		FINAL	Attendance – 18,997	Time – 2:37	
Minnesota	17	18	30	24	—	89	HIGH SCORER	HIGH REB.	HIGH ASSIST
L.A. Lakers	24	20	26	30	—	100	Garnett 22	Garnett 13	Garnett 7
							Bryant/O'Neal 22	O'Neal 17	Payton 9

### GAME 4 – MAY 27 AT STAPLES CENTER

	1	2	3	4		FINAL	Attendance – 18,997	Time – 2:29	
Minnesota	24	16	20	25	—	85	HIGH SCORER	HIGH REB.	HIGH ASSIST
L.A. Lakers	23	22	30	17	—	92	Garnett 28	Garnett 13	Garnett 9
							Bryant 31	O'Neal 19	Malone 8

### GAME 5 – MAY 29 AT TARGET CENTER

	1	2	3	4		FINAL	Attendance – 20,109	Time – 2:35	
L.A. Lakers	21	19	23	33	—	96	HIGH SCORER	HIGH REB.	HIGH ASSIST
Minnesota	14	32	27	25	—	98	Bryant 23	O'Neal 13	Bryant 7
							Garnett 30	Garnett 19	Sprewell 5

### GAME 6 – MAY 31 AT STAPLES CENTER

	1	2	3	4		FINAL	Attendance – 18,997	Time – 2:40	
Minnesota	17	29	22	22	—	90	HIGH SCORER	HIGH REB.	HIGH ASSIST
L.A. Lakers	28	20	19	29	—	96	Sprewell 27	Garnett 17	Martin/Sprewell 5
							O'Neal 25	O'Neal 11	Payton 8



## 2004 PLAYOFF STATS VS. LAKERS (2-4)

PLAYER	G	GS	MIN	FG-A	PCT	3FG-A	PCT	FT-A	PCT	--REBOUNDS--			AST	PF-DQ	STL	TO	BLK	PTS	AVG
										OFF	DEF	TOT							
Garnett	6	6	265	57-123	.463	3-7	.429	25-32	.781	13	68	81	27	20-2	7	22	7	142	23.7
Sprewell	6	6	261	44-108	.407	10-34	.294	27-31	.871	4	20	24	30	10-0	9	14	0	125	20.8
Szczerbiak	6	0	182	28-68	.412	7-21	.333	26-28	.929	5	22	27	13	19-0	5	17	1	89	14.8
Cassell	4	3	64	13-30	.433	4-11	.364	7-7	1.000	0	2	2	10	7-0	1	3	1	37	9.3
Hassell	6	6	126	16-26	.615	1-1	1.000	4-4	1.000	2	1	3	7	15-0	3	1	0	37	6.2
Martin	5	3	106	9-31	.290	2-11	.182	8-8	1.000	4	4	8	14	6-0	2	1	0	28	5.6
Hoiberg	6	0	148	13-28	.464	4-10	.400	3-3	1.000	5	23	28	8	9-0	3	3	0	33	5.5
Madsen	6	0	72	8-14	.571	0-0	.000	2-4	.500	9	7	16	1	21-0	1	2	0	18	3.0
Johnson	6	4	80	5-7	.714	0-0	.000	3-6	.500	3	16	19	1	20-0	2	1	3	13	2.2
Olowokandi	6	2	102	5-16	.313	0-1	.000	3-4	.750	8	20	28	0	26-0	0	6	5	13	2.2
Trent	3	0	7	1-2	.500	0-1	.000	0-0	.000	1	0	1	0	0-0	0	0	0	2	0.7
Miller	5	0	27	1-4	.250	0-0	.000	0-0	.000	0	5	5	1	12-0	0	2	3	2	0.4
<b>TIMBERWOLVES</b>	<b>6</b>		<b>1440</b>	<b>200-457</b>	<b>.438</b>	<b>31-97</b>	<b>.320</b>	<b>108-127</b>	<b>.850</b>	<b>54</b>	<b>188</b>	<b>242</b>	<b>112</b>	<b>165-2</b>	<b>33</b>	<b>77</b>	<b>20</b>	<b>539</b>	<b>89.8</b>
<b>LAKERS</b>	<b>6</b>		<b>1440</b>	<b>203-448</b>	<b>.453</b>	<b>38-108</b>	<b>.352</b>	<b>108-186</b>	<b>.581</b>	<b>72</b>	<b>180</b>	<b>252</b>	<b>152</b>	<b>126-1</b>	<b>33</b>	<b>66</b>	<b>27</b>	<b>552</b>	<b>92.0</b>



## 2004 PLAYOFFS VS. SACRAMENTO KINGS

**WESTERN CONFERENCE SEMIFINALS:** Minnesota wins series, 4-3

### GAME 1 – MAY 4 AT TARGET CENTER

	1	2	3	4		FINAL	Attendance – 18,792	Time – 2:25	
Sacramento	34	14	25	31	—	104	HIGH SCORER	HIGH REB.	HIGH ASSIST
Minnesota	27	20	26	25	—	98	Bibby 33	Miller 10	Bibby 7
							Cassell 40	Garnett 18	Garnett 7

### GAME 2 – MAY 8 AT TARGET CENTER

	1	2	3	4		FINAL	Attendance – 19,599	Time – 2:33	
Sacramento	12	27	31	19	—	89	HIGH SCORER	HIGH REB.	HIGH ASSIST
Minnesota	17	32	24	21	—	94	Stojakovic 26	Miller 11	Bibby 8
							Garnett 28	Garnett/Johnson 11	Cassell 7

### GAME 3 – MAY 10 AT ARCO ARENA

	1	2	3	4	OT		FINAL	Attendance – 17,317	Time – 3:08	
Minnesota	22	24	33	25	10	—	114	HIGH SCORER	HIGH REB.	HIGH ASSIST
Sacramento	18	28	23	35	9	—	113	Garnett 30	Garnett 15	Sprewell 6
								Stojakovic 29	Christie 12	Bibby 10

### GAME 4 – MAY 12 AT ARCO ARENA

	1	2	3	4		FINAL	Attendance – 17,317	Time – 2:30	
Minnesota	15	16	26	24	—	81	HIGH SCORER	HIGH REB.	HIGH ASSIST
Sacramento	21	21	17	28	—	87	Garnett 19	Garnett 21	Cassell/Garnett 6
							Webber 28	Webber 8	Bibby 12

### GAME 5 – MAY 14 AT TARGET CENTER

	1	2	3	4		FINAL	Attendance – 19,818	Time – 2:35	
Sacramento	18	16	23	17	—	74	HIGH SCORER	HIGH REB.	HIGH ASSIST
Minnesota	18	20	26	22	—	86	Bibby 14	Miller 10	Bibby 6
							Sprewell 34	Madsen 13	Cassell 7

### GAME 6 – MAY 16 AT ARCO ARENA

	1	2	3	4		FINAL	Attendance – 17,317	Time – 2:26	
Minnesota	30	14	19	24	—	87	HIGH SCORER	HIGH REB.	HIGH ASSIST
Sacramento	24	33	21	26	—	104	Sprewell 27	Garnett 10	Garnett 5
							Stojakovic 22	Stojakovic 8	Bibby 10

### GAME 7 – MAY 19 AT TARGET CENTER

	1	2	3	4		FINAL	Attendance – 19,944	Time – 2:34	
Sacramento	16	15	29	20	—	80	HIGH SCORER	HIGH REB.	HIGH ASSIST
Minnesota	22	19	21	21	—	83	Christie 21	Three players 8	Bibby 8
							Garnett 32	Garnett 21	Cassell 7



## 2004 PLAYOFF STATS VS. KINGS (4-3)

PLAYER	G	GS	MIN	FG-A	PCT	3FG-A	PCT	FT-A	PCT	--REBOUNDS--			AST	PF-DQ	STL	TO	BLK	PTS	AVG
										OFF	DEF	TOT							
Garnett	7	7	311	62-141	.440	2-8	.250	41-50	.820	18	90	108	30	20-0	12	31	24	167	23.9
Sprewell	7	7	308	51-123	.415	13-37	.351	18-25	.720	3	34	37	26	15-0	11	23	6	133	19.0
Cassell	7	7	249	45-97	.464	11-29	.379	24-32	.750	1	20	21	38	33-2	8	20	1	125	17.9
Hassell	7	7	203	29-63	.460	0-1	.000	6-6	1.000	8	10	18	13	15-0	0	9	6	64	9.1
Hoiberg	7	0	192	18-40	.450	15-30	.500	10-11	.909	3	26	29	11	13-0	8	4	0	61	8.7
Szczerbiak	3	0	44	8-18	.444	0-2	.000	6-6	1.000	4	2	6	4	3-0	1	2	0	22	7.3
Madsen	6	0	103	6-13	.462	0-0	.000	8-16	.500	15	14	29	1	18-0	3	4	2	20	3.3
Trent	6	0	55	6-18	.333	0-1	.000	5-8	.625	5	5	10	1	11-0	0	3	0	17	2.8
Johnson	7	7	156	9-21	.429	0-0	.000	1-1	1.000	13	27	40	8	19-0	6	1	3	19	2.7
Martin	6	0	42	2-11	.182	2-4	.500	5-6	.833	1	3	4	3	8-0	1	4	0	11	1.8
Olowokandi	4	0	42	2-9	.222	0-0	.000	0-0	.000	3	8	11	0	9-0	2	6	1	4	1.0
<b>TIMBERWOLVES</b>	<b>7</b>		<b>1705</b>	<b>238-554</b>	<b>.430</b>	<b>43-112</b>	<b>.384</b>	<b>124-161</b>	<b>.770</b>	<b>74</b>	<b>239</b>	<b>313</b>	<b>135</b>	<b>164-2</b>	<b>52</b>	<b>111</b>	<b>43</b>	<b>643</b>	<b>91.9</b>
<b>KINGS</b>	<b>7</b>		<b>1705</b>	<b>237-574</b>	<b>.413</b>	<b>37-111</b>	<b>.333</b>	<b>140-177</b>	<b>.791</b>	<b>68</b>	<b>221</b>	<b>289</b>	<b>163</b>	<b>144-1</b>	<b>63</b>	<b>90</b>	<b>21</b>	<b>651</b>	<b>93.0</b>





## 2004 PLAYOFFS VS. DENVER NUGGETS

**FIRST ROUND:** Minnesota wins series, 4-1

### GAME 1 – APRIL 18 AT TARGET CENTER

	1	2	3	4		FINAL	Attendance – 18,503	Time – 2:28	
Denver	22	20	26	24	—	92	HIGH SCORER	HIGH REB.	HIGH ASSIST
Minnesota	31	20	28	27	—	106	Anthony/Camby 19	Camby 8	Boykins 5
							Cassell 40	Garnett 20	Garnett/Sprewell 4

### GAME 2 – APRIL 21 AT TARGET CENTER

	1	2	3	4		FINAL	Attendance – 18,101	Time – 2:27	
Denver	27	9	18	27	—	81	HIGH SCORER	HIGH REB.	HIGH ASSIST
Minnesota	28	22	16	29	—	95	Lenard 24	Anthony 9	Anthony/Nenê 3
							Sprewell 31	Garnett 22	Garnett 10

### GAME 3 – APRIL 24 AT PEPSI CENTER

	1	2	3	4		FINAL	Attendance – 19,713	Time – 2:28	
Minnesota	18	23	25	20	—	86	HIGH SCORER	HIGH REB.	HIGH ASSIST
Denver	30	24	31	22	—	107	Sprewell 25	Garnett 11	Garnett 8
							Anthony 24	Camby 16	Miller 6

### GAME 4 – APRIL 27 AT PEPSI CENTER

	1	2	3	4		FINAL	Attendance – 19,694	Time – 2:41	
Minnesota	20	16	30	18	—	84	HIGH SCORER	HIGH REB.	HIGH ASSIST
Denver	20	16	27	19	—	82	Garnett 27	Garnett 14	Garnett 5
							Lenard 28	Camby 14	Camby 5

### GAME 5 – APRIL 30 AT TARGET CENTER

	1	2	3	4		FINAL	Attendance – 19,890	Time – 2:34	
Denver	19	26	21	25	—	91	HIGH SCORER	HIGH REB.	HIGH ASSIST
Minnesota	28	29	17	28	—	102	Camby/Miller 21	Camby 15	Boykins/Lenard 4
							Garnett 28	Garnett/Madsen 7	Garnett 8



## 2004 PLAYOFF STATS VS. NUGGETS (4-1)

PLAYER	G	GS	MIN	FG-A	PCT	3FG-A	PCT	FT-A	PCT	--REBOUNDS--			AST	PF-DQ	STL	TO	BLK	PTS	AVG
										OFF	DEF	TOT							
Garnett	5	5	207	49-108	.454	0-1	.000	31-43	.721	8	66	74	35	17-0	5	22	10	129	25.8
Cassell	5	5	184	36-75	.480	10-20	.500	21-22	.955	2	15	17	22	13-0	3	20	1	103	20.6
Sprewell	5	5	202	35-78	.449	14-25	.560	15-21	.714	4	14	18	16	10-0	9	10	6	99	19.8
Szczerbiak	3	0	72	11-26	.423	3-6	.500	6-7	.857	0	6	6	3	9-0	0	5	1	31	10.3
Hassell	5	5	143	17-30	.567	0-0	.000	3-6	.500	11	12	23	7	12-0	7	6	1	37	7.4
Hoiberg	5	0	98	8-18	.444	3-8	.375	2-2	1.000	1	8	9	4	7-0	5	1	0	21	4.2
Johnson	5	5	120	5-10	.500	0-0	.000	6-9	.667	11	14	25	4	17-0	3	4	4	16	3.2
Olowokandi	5	0	80	5-12	.417	0-0	.000	4-4	1.000	5	8	13	2	15-0	0	5	5	14	2.8
Martin	5	0	34	3-9	.333	2-5	.400	3-6	.500	0	2	2	6	3-0	1	3	0	11	2.2
Madsen	5	0	47	3-5	.600	0-0	.000	3-9	.333	4	9	13	0	4-0	1	1	2	9	1.8
Trent	4	0	9	1-5	.200	0-0	.000	0-0	.000	0	1	1	1	0-0	0	0	0	2	0.5
Miller	3	0	4	0-0	.000	0-0	.000	1-2	.500	0	0	0	0	1-0	0	1	0	1	0.3
<b>TIMBERWOLVES</b>	<b>5</b>		<b>1200</b>	<b>173-376</b>	<b>.460</b>	<b>32-65</b>	<b>.492</b>	<b>95-131</b>	<b>.725</b>	<b>46</b>	<b>155</b>	<b>201</b>	<b>100</b>	<b>108-0</b>	<b>34</b>	<b>82</b>	<b>30</b>	<b>473</b>	<b>94.6</b>
<b>NUGGETS</b>	<b>5</b>		<b>1200</b>	<b>186-436</b>	<b>.427</b>	<b>22-65</b>	<b>.338</b>	<b>59-84</b>	<b>.702</b>	<b>72</b>	<b>144</b>	<b>216</b>	<b>102</b>	<b>121-2</b>	<b>39</b>	<b>71</b>	<b>14</b>	<b>453</b>	<b>90.6</b>



## 2003 PLAYOFFS VS. L.A. LAKERS

**FIRST ROUND:** Los Angeles wins series, 4-2

### GAME 1 – APRIL 20 AT TARGET CENTER

	1	2	3	4		FINAL	Attendance – 17,097	Time – 2:18	HIGH ASSIST
L.A. Lakers	39	27	22	29	—	117	HIGH SCORER	HIGH REB.	Bryant/Horry 8
Minnesota	23	29	24	22	—	98	Bryant 39	O'Neal 10	Garnett 7
							Garnett 23	Garnett 14	

### GAME 2 – APRIL 22 AT TARGET CENTER

	1	2	3	4		FINAL	Attendance – 17,132	Time – 2:29	HIGH ASSIST
L.A. Lakers	23	20	24	24	—	91	HIGH SCORER	HIGH REB.	Bryant 8
Minnesota	28	29	31	31	—	119	Bryant/O'Neal 27	O'Neal 14	Hudson 10
							Hudson 37	Garnett 20	

### GAME 3 – APRIL 24 AT STAPLES CENTER

	1	2	3	4	OT		FINAL	Attendance – 18,997	Time – 3:15	HIGH ASSIST
Minnesota	29	23	28	21	13	—	114	HIGH SCORER	HIGH REB.	Strickland 7
L.A. Lakers	24	22	25	30	9	—	110	Garnett 33	Garnett 14	Bryant 6
								Bryant 30	O'Neal 17	

### GAME 4 – APRIL 27 AT STAPLES CENTER

	1	2	3	4		FINAL	Attendance – 18,997	Time – 2:40	HIGH ASSIST
Minnesota	26	19	29	23	—	97	HIGH SCORER	HIGH REB.	Garnett 5
L.A. Lakers	25	18	28	31	—	102	Garnett/Hudson 28	Garnett 18	O'Neal 6
							O'Neal 34	O'Neal 23	

### GAME 5 – APRIL 29 AT TARGET CENTER

	1	2	3	4		FINAL	Attendance – 20,098	Time – 2:21	HIGH ASSIST
L. A. Lakers	28	30	36	26	—	120	HIGH SCORER	HIGH REB.	George 6
Minnesota	25	23	25	17	—	90	Bryant 32	O'Neal 11	Hudson 7
							Garnett 25	Garnett 16	

### GAME 6 – MAY 1 AT STAPLES CENTER

	1	2	3	4		FINAL	Attendance – 18,997	Time – 2:30	HIGH ASSIST
Minnesota	30	13	20	22	—	85	HIGH SCORER	HIGH REB.	Garnett/Szczerbiak 5
L.A. Lakers	25	22	22	32	—	101	Garnett/Hudson 18	Garnett 12	O'Neal 9
							Bryant 31	O'Neal 17	



## 2003 PLAYOFF STATS VS. LAKERS (2-4)

PLAYER	G	GS	MIN	FG-A	PCT	3FG-A	PCT	FT-A	PCT	--REBOUNDS--			AST	PF-DQ	STL	TO	BLK	PTS	AVG
										OFF	DEF	TOT							
Garnett	6	6	265	71-138	.514	3-9	.333	17-28	.607	11	83	94	31	23-1	10	18	10	162	27.0
Hudson	6	6	221	44-106	.415	17-39	.436	36-38	.947	1	11	12	33	5-0	8	16	0	141	23.5
Szczerbiak	6	6	252	29-61	.475	3-14	.214	26-30	.867	6	24	30	13	19-0	6	18	1	87	14.5
Jackson	6	0	110	17-32	.531	0-1	.000	16-19	.842	10	23	33	8	19-0	2	9	1	50	8.3
Nesterovic	6	6	169	19-38	.500	0-0	.000	4-6	.667	9	21	30	4	28-1	1	5	4	42	7.0
Gill	6	0	118	10-27	.370	2-4	.500	9-14	.643	6	7	13	7	12-0	4	4	1	31	5.2
Peeler	6	5	166	13-38	.342	2-16	.125	1-2	.500	5	16	21	18	14-0	4	4	1	29	4.8
Strickland	6	0	73	11-21	.524	0-0	.000	6-6	1.000	0	6	6	17	5-0	4	8	2	28	4.7
Smith	5	1	40	4-6	.667	0-0	.000	6-6	1.000	0	6	6	0	14-0	1	3	1	14	2.8
Trent	6	0	42	5-14	.357	0-0	.000	4-6	.667	4	3	7	1	6-0	1	4	0	14	2.3
Woods	2	0	2	1-3	.333	0-0	.000	0-0	.000	1	0	1	0	0-0	0	0	0	2	1.0
Wilks	4	0	7	1-2	.500	1-1	1.000	0-0	.000	0	0	0	0	0-0	0	0	0	3	0.8
<b>TIMBERWOLVES</b>	<b>6</b>		<b>1465</b>	<b>225-486</b>	<b>.463</b>	<b>28-84</b>	<b>.333</b>	<b>125-155</b>	<b>.806</b>	<b>53</b>	<b>200</b>	<b>253</b>	<b>132</b>	<b>145-2</b>	<b>41</b>	<b>95</b>	<b>21</b>	<b>603</b>	<b>100.5</b>
<b>LAKERS</b>	<b>6</b>		<b>1465</b>	<b>240-531</b>	<b>.452</b>	<b>49-133</b>	<b>.368</b>	<b>112-162</b>	<b>.691</b>	<b>82</b>	<b>182</b>	<b>264</b>	<b>156</b>	<b>144-2</b>	<b>51</b>	<b>72</b>	<b>34</b>	<b>641</b>	<b>106.8</b>



## 2002 PLAYOFFS VS. DALLAS MAVERICKS

**FIRST ROUND:** Dallas wins series, 3-0

### GAME 1 – APRIL 21 AT AMERICAN AIRLINES CENTER

	1	2	3	4	FINAL	
Minnesota	31	16	26	21	—	94
Dallas	22	28	23	28	—	101

Attendance – 20,010  
 HIGH SCORER  
 Billups 25  
 Nowitzki 30

Time – 2:33  
 HIGH REB.  
 Garnett 21  
 Nowitzki 15

HIGH ASSIST  
 Billups 9  
 Van Exel 7

### GAME 2 – APRIL 24 AT AMERICAN AIRLINES CENTER

	1	2	3	4		FINAL
Minnesota	28	31	28	23	—	110
Dallas	33	30	34	25	—	122

Attendance – 20,084  
 HIGH SCORER  
 Garnett 31  
 Nowitzki 31

Time – 2:29  
 HIGH REB.  
 Garnett 18  
 Nowitzki 15

HIGH ASSIST  
 Billups/Garnett 4  
 Nash 10

### GAME 3 – APRIL 28 AT TARGET CENTER

	1	2	3	4	FINAL	
Dallas	40	27	30	18	—	115
Minnesota	28	29	22	23	—	102

Attendance – 18,795  
 HIGH SCORER  
 Nowitzki 39  
 Garnett 22

Time – 2:37  
 HIGH REB.  
 Nowitzki 17  
 Garnett 17

HIGH ASSIST  
 Nash 11  
 Garnett 5



## 2002 PLAYOFF STATS VS. MAVERICKS (0-3)

PLAYER	G	GS	MIN	FG-A	PCT	3FG-A	PCT	FT-A	PCT	--REBOUNDS--			AST	PF-DQ	STL	TO	BLK	PTS	AVG
										OFF	DEF	TOT							
Garnett	3	3	130	24-56	.429	1-2	.500	23-32	.719	16	40	56	15	11-0	5	12	5	72	24.0
Billups	3	3	134	23-51	.451	6-15	.400	14-20	.700	1	14	15	17	14-1	3	9	1	66	22.0
Szczerbiak	3	3	131	21-44	.477	2-9	.222	16-18	.889	9	12	21	6	8-0	2	8	0	60	20.0
Nesterovic	3	3	92	15-31	.484	0-0	.000	4-9	.444	6	14	20	3	10-0	1	4	0	34	11.3
Peeler	3	0	67	9-20	.450	5-9	.556	4-6	.667	1	12	13	2	5-0	4	6	0	27	9.0
Trent	3	0	48	8-16	.500	0-0	.000	3-6	.500	5	4	9	1	8-0	0	3	0	19	6.3
Smith	3	1	43	3-7	.429	0-0	.000	7-8	.875	4	7	11	0	8-0	0	1	1	13	4.3
Mitchell	3	2	34	3-9	.333	0-0	.000	2-2	1.000	0	2	2	3	5-0	1	0	1	8	2.7
Lopez	3	0	30	1-4	.250	1-2	.500	1-2	.500	1	0	1	1	6-0	1	1	0	4	1.3
Pack	3	0	10	1-5	.200	0-1	.000	1-1	1.000	0	0	0	0	5-0	0	1	0	3	1.0
Jackson	1	0	1	0-0	.000	0-0	.000	0-0	.000	0	0	0	0	1-0	0	0	0	0	0.0
<b>TIMBERWOLVES</b>	<b>3</b>		<b>720</b>	<b>108-243</b>	<b>.444</b>	<b>15-38</b>	<b>.395</b>	<b>75-104</b>	<b>.721</b>	<b>43</b>	<b>105</b>	<b>148</b>	<b>48</b>	<b>81-1</b>	<b>17</b>	<b>47</b>	<b>8</b>	<b>306</b>	<b>102.0</b>
<b>MAVERICKS</b>	<b>3</b>		<b>720</b>	<b>118-256</b>	<b>.461</b>	<b>31-69</b>	<b>.449</b>	<b>71-81</b>	<b>.877</b>	<b>25</b>	<b>99</b>	<b>124</b>	<b>58</b>	<b>81-2</b>	<b>21</b>	<b>32</b>	<b>16</b>	<b>338</b>	<b>112.7</b>



## 2001 PLAYOFFS VS. SAN ANTONIO SPURS

**FIRST ROUND:** San Antonio wins series, 3-1

### GAME 1 – APRIL 21 AT THE ALAMODOME

	1	2	3	4	
Minnesota	24	13	28	17	—
San Antonio	25	26	12	24	—

FINAL

Attendance – 33,983

HIGH SCORER

Garnett 25

Duncan 33

Time – 2:29

HIGH REB.

Garnett 13

Duncan 15

HIGH ASSIST

Brandon 8

Duncan/Ferry 4

### GAME 2 – APRIL 23 AT THE ALAMODOME

	1	2	3	4	
Minnesota	16	20	15	18	—
San Antonio	20	30	24	12	—

FINAL

Attendance – 31,759

HIGH SCORER

Garnett 18

Duncan 18

Time – 2:19

HIGH REB.

Garnett 12

Duncan/Robinson 11

HIGH ASSIST

Six with 2

Duncan/Porter 4

### GAME 3 – APRIL 28 AT TARGET CENTER

	1	2	3	4	
San Antonio	19	23	24	18	—
Minnesota	24	23	21	25	—

FINAL

Attendance – 17,676

HIGH SCORER

Robinson 22

Garnett 22

Time – 2:32

HIGH REB.

Robinson 17

Garnett 8

HIGH ASSIST

Anderson 4

Brandon 9

### GAME 4 – APRIL 30 AT TARGET CENTER

	1	2	3	4	
San Antonio	19	25	27	26	—
Minnesota	19	24	20	21	—

FINAL

Attendance – 16,336

HIGH SCORER

Duncan 24

Szczerbiak 20

Time – 2:25

HIGH REB.

Duncan 16

Garnett 15

HIGH ASSIST

Anderson 6

Brandon 6



## 2002 PLAYOFF STATS VS. SPURS (1-3)

PLAYER	G	GS	MIN	FG-A	PCT	3FG-A	PCT	FT-A	PCT	--REBOUNDS--			AST	PF-DQ	STL	TO	BLK	PTS	AVG
										OFF	DEF	TOT							
Garnett	4	4	165	27-58	.466	0-3	.000	30-36	.833	10	38	48	17	13-0	4	6	6	84	21.0
Brandon	4	4	153	27-62	.435	4-9	.444	3-3	1.000	2	15	17	25	10-0	4	8	2	61	15.3
Szczerbiak	4	4	143	18-37	.486	0-1	.000	20-25	.800	4	14	18	10	6-0	5	12	3	56	14.0
Peeler	4	4	137	14-53	.264	6-17	.353	0-0	.000	3	11	14	7	10-0	7	6	1	34	8.5
Ellis	4	0	77	9-23	.391	0-1	.000	6-8	.750	7	7	14	0	13-0	1	5	3	24	6.0
Garrett	3	2	41	4-12	.333	0-0	.000	5-6	.833	2	7	9	0	6-0	1	0	1	13	4.3
Lopez	4	0	55	7-22	.318	1-5	.200	2-3	.667	4	7	11	5	5-0	4	2	0	17	4.3
Avery	2	0	12	3-6	.500	1-2	.500	0-0	.000	0	1	1	2	0-0	0	0	1	7	3.5
Slater	4	0	52	6-16	.375	0-0	.000	1-2	.500	5	9	14	0	15-1	2	3	3	13	3.3
Nesterovic	4	2	49	5-13	.385	0-0	.000	0-0	.000	5	7	12	3	9-0	1	3	3	10	2.5
Mitchell	4	0	50	2-10	.200	0-1	.000	2-2	1.000	1	6	7	3	5-0	1	1	0	6	1.5
Billups	3	0	26	1-6	.167	0-1	.000	1-1	1.000	1	4	5	2	5-0	0	1	0	3	1.0
<b>TIMBERWOLVES</b>	<b>4</b>		<b>960</b>	<b>123-318</b>	<b>.387</b>	<b>12-40</b>	<b>.300</b>	<b>70-86</b>	<b>.814</b>	<b>44</b>	<b>126</b>	<b>170</b>	<b>74</b>	<b>97-1</b>	<b>30</b>	<b>51</b>	<b>23</b>	<b>328</b>	<b>82.0</b>
<b>SPURS</b>	<b>4</b>		<b>960</b>	<b>127-296</b>	<b>.429</b>	<b>24-58</b>	<b>.414</b>	<b>76-105</b>	<b>.724</b>	<b>40</b>	<b>132</b>	<b>172</b>	<b>76</b>	<b>82-0</b>	<b>21</b>	<b>56</b>	<b>18</b>	<b>354</b>	<b>88.5</b>





## 2000 PLAYOFFS VS. PORTLAND TRAIL BLAZERS

**FIRST ROUND:** Portland wins series, 3-1

### GAME 1 – APRIL 23 AT THE ROSE GARDEN

	1	2	3	4			Attendance – 20,044	Time – 2:31	
Minnesota	22	25	28	13	—	FINAL 88	HIGH SCORER	HIGH REB.	HIGH ASSIST
Portland	33	15	21	22	—	91	Sealy 23	Garnett 10	Brandon 12
							Pippen 28	Pippen 9	Stoudamire 4

### GAME 2 – APRIL 26 AT THE ROSE GARDEN

	1	2	3	4			Attendance – 20,568	Time – 2:32	
Minnesota	24	17	17	24	—	FINAL 82	HIGH SCORER	HIGH REB.	HIGH ASSIST
Portland	19	21	27	19	—	86	Garnett 23	Garnett 10	Brandon 6
							Pippen 21	Pippen/Wallace 7	Stoudamire 6

### GAME 3 – APRIL 30 AT TARGET CENTER

	1	2	3	4			Attendance – 19,006	Time – 2:24	
Portland	20	20	28	19	—	FINAL 87	HIGH SCORER	HIGH REB.	HIGH ASSIST
Minnesota	24	23	21	26	—	94	Smith 22	Grant 7	Pippen/Stoudamire 6
							Brandon 28	Garnett 13	Brandon 12

### GAME 4 – MAY 2 AT TARGET CENTER

	1	2	3	4			Attendance – 19,006	Time – 2:26	
Portland	18	18	21	28	—	FINAL 85	HIGH SCORER	HIGH REB.	HIGH ASSIST
Minnesota	22	18	24	13	—	77	Wallace/Sabonis 15	Sabonis 11	Pippen 6
							Garnett 17	Garnett 10	Garnett 9



## 2000 PLAYOFF STATS VS. TRAIL BLAZERS (1-3)

PLAYER	G	GS	MIN	FG-A	PCT	3FG-A	PCT	FT-A	PCT	--REBOUNDS--			AST	PF-DQ	STL	TO	BLK	PTS	AVG
										OFF	DEF	TOT							
Brandon	4	4	162	32-63	.508	4-11	.364	10-11	.909	4	19	23	34	11-0	3	8	0	78	19.5
Garnett	4	4	171	30-78	.385	2-3	.667	13-16	.813	13	30	43	35	12-0	5	11	3	75	18.8
Sealy	4	4	122	19-41	.463	1-3	.333	11-16	.688	5	13	18	5	10-0	2	8	0	50	12.5
Peeler	4	0	90	11-24	.458	2-10	.200	6-8	.750	2	7	9	5	9-0	3	1	1	30	7.5
Nesterovic	4	4	126	11-25	.440	0-0	.000	3-6	.500	5	8	13	6	20-1	3	4	7	25	6.3
Szczerbiak	4	4	94	12-30	.400	0-3	.000	0-0	.000	2	6	8	2	7-0	3	1	1	24	6.0
Mitchell	4	0	68	9-18	.500	2-5	.400	3-3	1.000	2	5	7	2	5-0	0	4	1	23	5.8
Jackson	3	0	30	4-8	.500	1-3	.333	6-6	1.000	0	5	5	4	4-0	2	2	1	15	5.0
Smith	4	0	79	8-17	.471	0-1	.000	2-2	1.000	7	5	12	1	15-0	3	4	1	18	4.5
Garrett	3	0	16	1-2	.500	0-0	.000	1-2	.500	1	1	2	0	2-0	0	0	1	3	1.0
Hammonds	1	0	2	0-0	.000	0-0	.000	0-0	.000	0	0	0	0	0-0	0	0	0	0	0.0
<b>TIMBERWOLVES</b>	<b>4</b>		<b>960</b>	<b>137-306</b>	<b>.448</b>	<b>12-39</b>	<b>.308</b>	<b>55-70</b>	<b>.786</b>	<b>41</b>	<b>99</b>	<b>140</b>	<b>94</b>	<b>95-1</b>	<b>24</b>	<b>47</b>	<b>16</b>	<b>341</b>	<b>85.3</b>
<b>TRAIL BLAZERS</b>	<b>4</b>		<b>960</b>	<b>125-287</b>	<b>.436</b>	<b>23-62</b>	<b>.371</b>	<b>76-91</b>	<b>.835</b>	<b>35</b>	<b>106</b>	<b>141</b>	<b>78</b>	<b>84-1</b>	<b>21</b>	<b>51</b>	<b>15</b>	<b>349</b>	<b>87.3</b>



## 1999 PLAYOFFS VS. SAN ANTONIO SPURS

**FIRST ROUND:** San Antonio wins series, 3-1

### GAME 1 – MAY 9 AT THE ALAMODOME

	1	2	3	4		FINAL	Attendance – 22,356	Time – 2:21	
Minnesota	26	23	17	20	—	86	HIGH SCORER	HIGH REB.	HIGH ASSIST
San Antonio	26	24	23	26	—	99	Garnett 21	Garnett/Brandon 8	Brandon 11
							Duncan 26	Duncan 12	Johnson 10

### GAME 2 – MAY 11 AT THE ALAMODOME

	1	2	3	4		FINAL	Attendance – 22,494	Time – 2:16	
Minnesota	19	18	23	20	—	80	HIGH SCORER	HIGH REB.	HIGH ASSIST
San Antonio	21	10	20	20	—	71	Garnett 23	Garnett 12	Brandon 9
							Duncan 18	Duncan 16	Elie 4

### GAME 3 – MAY 13 AT TARGET CENTER

	1	2	3	4		FINAL	Attendance – 17,444	Time – 2:07	
San Antonio	17	27	19	22	—	85	HIGH SCORER	HIGH REB.	HIGH ASSIST
Minnesota	16	12	20	23	—	71	Johnson 24	Robinson 18	Duncan/Robinson 7
							Garnett 23	Garnett 12	Three with 2

### GAME 4 – MAY 15 AT TARGET CENTER

	1	2	3	4		FINAL	Attendance – 15,898	Time – 2:31	
San Antonio	21	23	20	28	—	92	HIGH SCORER	HIGH REB.	HIGH ASSIST
Minnesota	26	16	21	22	—	85	Robinson 19	Robinson 11	Johnson 6
							Brandon 27	Garnett 16	Brandon/Garnett 8



## 1999 PLAYOFF STATS VS. SPURS (1-3)

PLAYER	G	GS	MIN	FG-A	PCT	3FG-A	PCT	FT-A	PCT	--REBOUNDS--			AST	PF-DQ	STL	TO	BLK	PTS	AVG
										OFF	DEF	TOT							
Garnett	4	4	170	35-79	.443	0-2	.000	17-23	.739	16	32	48	15	10-0	7	13	8	87	21.8
Brandon	4	4	161	31-69	.449	3-5	.600	12-13	.923	2	28	30	28	11-0	9	14	2	77	19.3
Mitchell	4	1	131	15-40	.375	1-6	.167	9-12	.750	5	9	14	6	13-0	1	8	2	40	10.0
Smith	4	4	120	11-37	.297	0-0	.000	8-11	.727	10	16	26	5	15-0	2	5	8	30	7.5
Peeler	4	4	125	11-35	.314	5-13	.385	0-0	.000	7	9	16	6	12-1	4	4	0	27	6.8
Garrett	4	3	92	10-18	.556	0-0	.000	2-5	.400	9	7	16	5	16-1	2	2	3	22	5.5
Sealy	4	0	70	8-23	.348	0-0	.000	4-5	.800	2	4	6	3	4-0	1	2	1	20	5.0
Nesterovic	3	0	29	4-8	.500	0-0	.000	0-0	.000	4	3	7	3	4-0	0	1	0	8	2.7
Hammonds	4	0	18	0-0	.000	0-0	.000	4-4	1.000	0	2	2	0	4-0	0	1	0	4	1.0
Jackson	4	0	27	2-10	.200	0-3	.000	0-0	.000	1	3	4	2	3-0	0	1	0	4	1.0
Robinson	4	0	10	1-4	.250	1-3	.333	0-0	.000	0	1	1	0	3-0	0	3	0	3	0.8
Patterson	2	0	7	0-0	.000	0-0	.000	0-0	.000	1	3	4	2	1-0	0	1	0	0	0.0
<b>TIMBERWOLVES</b>	<b>4</b>		<b>960</b>	<b>128-323</b>	<b>.396</b>	<b>10-32</b>	<b>.313</b>	<b>56-73</b>	<b>.767</b>	<b>57</b>	<b>117</b>	<b>174</b>	<b>75</b>	<b>96-2</b>	<b>26</b>	<b>58</b>	<b>24</b>	<b>322</b>	<b>80.5</b>
<b>SPURS</b>	<b>4</b>		<b>960</b>	<b>128-291</b>	<b>.440</b>	<b>11-39</b>	<b>.282</b>	<b>80-109</b>	<b>.734</b>	<b>43</b>	<b>120</b>	<b>163</b>	<b>81</b>	<b>71-0</b>	<b>35</b>	<b>52</b>	<b>23</b>	<b>347</b>	<b>86.8</b>



## 1998 PLAYOFFS VS. SEATTLE SUPERSONICS

**FIRST ROUND:** Seattle wins series, 3-2

### GAME 1 - APRIL 24 AT KEYARENA

	1	2	3	4		FINAL	Attendance - 17,072	Time - 2:08	
Minnesota	21	11	26	25	—	83	HIGH SCORER	HIGH REB.	HIGH ASSIST
Seattle	34	19	29	26	—	108	Garnett 18 Baker 25	Garnett 18 Baker 12	Marbury 5 Payton 7

### GAME 2 - APRIL 26 AT KEYARENA

	1	2	3	4		FINAL	Attendance - 17,072	Time - 2:19	
Minnesota	28	22	27	21	—	98	HIGH SCORER	HIGH REB.	HIGH ASSIST
Seattle	20	25	26	22	—	93	Marbury 25 Payton 32	Peeler 14 Schrempf 10	Marbury 7 McMillan 6

### GAME 3 - APRIL 28 AT TARGET CENTER

	1	2	3	4		FINAL	Attendance - 19,006	Time - 2:16	
Seattle	28	18	26	18	—	90	HIGH SCORER	HIGH REB.	HIGH ASSIST
Minnesota	24	26	17	31	—	98	Payton 26 Peeler 20	Baker 12 Garnett 8	Three with 5 Marbury 11

### GAME 4 - APRIL 30 AT TARGET CENTER

	1	2	3	4		FINAL	Attendance - 19,006	Time - 2:14	
Seattle	28	18	21	25	—	92	HIGH SCORER	HIGH REB.	HIGH ASSIST
Minnesota	21	22	20	25	—	88	Payton/Hawkins 24 Garnett 20	Baker 12 Garnett 10	Payton 8 Marbury 7

### GAME 5 - MAY 2 AT KEYARENA

	1	2	3	4		FINAL	Attendance - 17,072	Time - 2:27	
Minnesota	27	20	17	20	—	84	HIGH SCORER	HIGH REB.	HIGH ASSIST
Seattle	24	20	27	26	—	97	Peeler 28 Payton 29	Jordan 8 Schrempf 11	Marbury 8 Three with 4



## 1998 PLAYOFF STATS VS. SUPERSONICS (2-3)

PLAYER	G	GS	MIN	FG-A	PCT	3FG-A	PCT	FT-A	PCT	--REBOUNDS--			AST	PF-DQ	STL	TO	BLK	PTS	AVG
										OFF	DEF	TOT							
Peeler	5	5	213	31-77	.403	15-31	.484	4-4	1.000	16	22	38	18	15-0	10	8	3	81	16.2
Garnett	5	5	194	36-75	.480	0-0	.000	7-9	.778	17	31	48	20	17-0	4	22	12	79	15.8
Porter	5	4	188	27-63	.429	10-25	.400	15-18	.833	7	18	25	16	10-0	5	4	0	79	15.8
Mitchell	5	5	177	26-58	.448	3-14	.214	17-19	.895	7	20	27	8	18-0	1	5	1	72	14.4
Marbury	5	5	209	22-72	.306	7-25	.280	18-23	.783	5	11	16	38	16-0	12	18	0	69	13.8
Hammonds	5	1	113	12-28	.429	0-0	.000	12-16	.750	10	12	22	2	18-0	0	4	1	36	7.2
Jordan	2	0	29	5-8	.625	1-1	1.000	1-2	.500	3	6	9	3	5-0	1	0	0	12	6.0
Williams	4	0	58	6-15	.400	1-2	.500	7-9	.778	2	7	9	11	14-0	3	3	1	20	5.0
Wheat	1	0	3	1-2	.500	0-0	.000	0-0	.000	0	1	1	0	0-0	1	0	0	2	2.0
Roberts	1	0	8	0-1	.000	0-0	.000	1-2	.500	1	1	2	0	0-0	0	1	0	1	1.0
Curley	2	0	7	0-0	.000	0-0	.000	0-0	.000	0	0	0	0	0-0	0	0	0	0	0.0
Parks	1	0	1	0-0	.000	0-0	.000	0-0	.000	0	0	0	0	0-0	0	0	0	0	0.0
<b>TIMBERWOLVES</b>	<b>5</b>		<b>1200</b>	<b>166-399</b>	<b>.416</b>	<b>37-98</b>	<b>.378</b>	<b>82-102</b>	<b>.804</b>	<b>68</b>	<b>129</b>	<b>197</b>	<b>116</b>	<b>113-0</b>	<b>37</b>	<b>70</b>	<b>18</b>	<b>451</b>	<b>90.2</b>
<b>SUPERSONICS</b>	<b>5</b>		<b>1200</b>	<b>180-383</b>	<b>.470</b>	<b>32-106</b>	<b>.302</b>	<b>88-113</b>	<b>.779</b>	<b>57</b>	<b>148</b>	<b>205</b>	<b>115</b>	<b>112-2</b>	<b>42</b>	<b>69</b>	<b>19</b>	<b>480</b>	<b>96.0</b>



## 1997 PLAYOFFS VS. HOUSTON ROCKETS

**FIRST ROUND:** Houston wins series, 3-0

### GAME 1 – APRIL 24 AT THE SUMMIT

	1	2	3	4	
Minnesota	25	23	17	30	—
Houston	31	30	27	24	—

FINAL

Attendance – 16,285  
HIGH SCORER  
Marbury 28  
Elie 21

Time – 2:10  
HIGH REB.  
Garrett 9  
Willis 13

HIGH ASSIST  
Three with 4  
Drexler 8

### GAME 2 – APRIL 26 AT THE SUMMIT

	1	2	3	4	
Minnesota	20	23	22	19	—
Houston	24	17	25	30	—

FINAL

Attendance – 16,285  
HIGH SCORER  
Marbury 22  
Barkley 20

Time – 2:29  
HIGH REB.  
Garrett 14  
Barkley 15

HIGH ASSIST  
Marbury 6  
Drexler 7

### GAME 3 – APRIL 29 AT TARGET CENTER

	1	2	3	4	
Houston	32	27	32	34	—
Minnesota	29	30	32	29	—

FINAL

Attendance – 19,006  
HIGH SCORER  
Maloney 26  
Gugliotta 27

Time – 2:18  
HIGH REB.  
Olajuwon 11  
Garrett 15

HIGH ASSIST  
Drexler 9  
Marbury 13



## 1997 PLAYOFF STATS VS. ROCKETS (0-3)

PLAYER	G	GS	MIN	FG-A	PCT	3FG-A	PCT	FT-A	PCT	--REBOUNDS--			AST	PF-DQ	STL	TO	BLK	PTS	AVG
										OFF	DEF	TOT							
Marbury	3	3	117	26-65	.400	6-20	.300	6-10	.600	2	10	12	23	9-0	2	9	0	64	21.3
Gugliotta	3	3	121	23-52	.442	3-4	.750	6-10	.600	2	14	16	13	13-0	7	6	2	55	18.3
Garrett	3	3	125	24-51	.471	1-1	1.000	3-3	1.000	14	14	28	11	6-0	4	4	3	52	17.3
Garrett	3	3	118	15-29	.517	0-0	.000	8-10	.800	19	16	35	4	11-0	2	1	3	38	12.7
West	3	3	87	12-22	.545	0-2	.000	9-9	1.000	0	4	4	6	11-0	2	1	1	33	11.0
Robinson	2	0	31	5-12	.417	4-10	.400	0-0	.000	1	2	3	3	4-0	2	1	0	14	7.0
Mitchell	3	0	47	6-13	.462	0-0	.000	5-8	.625	2	5	7	1	9-0	1	1	1	17	5.7
Porter	3	0	46	5-13	.385	3-9	.333	3-4	.750	1	2	3	9	2-0	2	2	2	16	5.3
Parks	1	0	11	2-3	.667	0-0	.000	0-0	.000	0	5	5	0	5-0	1	0	0	4	4.0
Heal	2	0	3	2-2	1.000	2-2	1.000	0-0	.000	0	0	0	1	0-0	0	0	0	6	3.0
Carr	1	0	8	0-2	.000	0-2	.000	0-0	.000	0	2	2	1	0-0	0	1	0	0	0.0
Vrankovic	1	0	6	0-2	.000	0-0	.000	0-0	.000	1	0	1	0	0-0	0	0	0	0	0.0
<b>TIMBERWOLVES</b>	<b>3</b>		<b>720</b>	<b>120-266</b>	<b>.451</b>	<b>19-50</b>	<b>.380</b>	<b>40-54</b>	<b>.741</b>	<b>42</b>	<b>74</b>	<b>116</b>	<b>72</b>	<b>70-0</b>	<b>23</b>	<b>28</b>	<b>12</b>	<b>299</b>	<b>99.7</b>
<b>ROCKETS</b>	<b>3</b>		<b>720</b>	<b>115-231</b>	<b>.498</b>	<b>35-81</b>	<b>.432</b>	<b>68-90</b>	<b>.756</b>	<b>33</b>	<b>100</b>	<b>133</b>	<b>87</b>	<b>60-0</b>	<b>19</b>	<b>43</b>	<b>12</b>	<b>333</b>	<b>111.0</b>





## INDIVIDUAL CAREER PLAYOFF STATS

### COMPOSITE 1997-2018 (18 WINS, 34 LOSSES)

(sorted by points scored)

PLAYER	G	GS	MIN	FG-A	PCT	3FG-A	PCT	FT-A	PCT	--REBOUNDS--			AST	PF-DQ	STL	TO	BLK	PTS	AVG
										OFF	DEF	TOT							
Garnett	47	47	2003	415-907	.458	12-36	.333	207-272	.761	136	492	628	236	149-3	63	161	88	1049	22.3
Szczecbiak	29	17	918	127-284	.447	15-56	.268	100-114	.877	30	86	116	51	71-0	22	63	7	369	12.7
Sprewell	18	18	771	130-309	.421	37-96	.385	60-77	.779	11	68	79	72	35-0	29	47	12	357	19.8
Cassell	16	15	497	94-202	.465	25-60	.417	52-61	.852	3	37	40	70	53-2	12	43	3	265	16.6
Peeler	26	18	798	89-247	.360	35-96	.365	15-20	.750	34	77	111	56	65-1	32	29	6	228	8.8
Brandon	12	12	476	90-194	.464	11-25	.440	25-27	.926	8	62	70	87	32-0	16	30	4	216	18.0
Mitchell	23	8	507	61-148	.412	6-26	.231	38-46	.826	17	47	64	23	55-0	5	19	6	166	7.2
Hudson	6	6	221	44-106	.415	17-39	.436	36-38	.947	1	11	12	33	5-0	8	16	0	141	23.5
Hassell	18	18	472	62-119	.521	1-2	.500	13-16	.813	21	23	44	27	42-0	10	16	7	138	7.7
Marbury	8	8	326	48-137	.350	13-45	.289	24-33	.727	7	21	28	61	25-0	14	27	0	133	16.6
Nesterovic	20	15	465	54-115	.470	0-0	.000	11-21	.524	29	53	82	19	71-2	6	17	14	119	6.0
Holberg	18	0	438	39-86	.453	22-48	.458	15-16	.938	9	57	66	23	29-0	16	8	0	115	6.4
Porter	8	4	234	32-76	.421	13-34	.382	18-22	.818	8	20	28	25	12-0	7	6	2	95	11.9
Butler	5	5	170	28-63	.444	8-17	.471	15-18	.833	3	27	30	20	9-0	4	5	1	79	15.8
Wiggins	5	5	164	30-68	.441	7-21	.333	12-20	.600	5	21	26	10	14-0	2	9	2	79	15.8
Garrett	13	8	267	30-61	.492	0-0	.000	16-23	.696	31	31	62	9	35-1	5	3	8	76	5.8
Towns	5	5	170	28-60	.467	3-11	.273	17-23	.739	15	52	67	11	14-0	2	12	5	76	15.2
Smith	16	6	282	26-67	.388	0-1	.000	23-27	.852	21	34	55	6	52-0	6	13	11	75	4.7
Rose	5	0	119	29-57	.509	7-10	.700	6-7	.857	1	8	9	13	9-0	2	8	0	71	14.2
Sealy	8	4	192	27-64	.422	1-3	.333	15-21	.714	7	17	24	8	14-0	3	10	1	70	8.8
Billups	6	3	160	24-57	.421	6-16	.375	15-21	.714	2	18	20	19	19-1	3	10	1	69	11.5
Teague	5	5	153	23-51	.451	7-18	.389	12-17	.706	3	15	18	29	19-0	3	14	2	65	13.0
Crawford	5	0	123	21-47	.447	7-17	.412	10-13	.769	1	12	13	12	6-0	5	5	0	59	11.8
Gugliotta	3	3	121	23-52	.442	3-4	.750	6-10	.600	2	14	16	13	13-0	7	6	2	55	18.3
Trent	22	0	161	21-55	.382	0-2	.000	12-20	.600	15	13	28	4	25-0	1	10	0	54	2.5
Jackson, M.	7	0	111	17-32	.531	0-1	.000	16-19	.842	10	23	33	8	20-0	2	9	1	50	7.1
Martin	16	3	182	14-51	.275	6-20	.300	16-20	.800	5	9	14	23	17-0	4	8	0	50	3.1
Johnson	18	16	356	19-38	.500	0-0	.000	10-16	.625	27	57	84	13	56-0	11	6	10	48	2.7
Madsen	17	0	222	17-32	.531	0-0	.000	13-29	.448	28	30	58	2	43-0	5	7	4	47	2.8
Hammonds	10	1	133	12-28	.429	0-0	.000	16-20	.800	10	14	24	2	22-0	0	5	1	40	4.0
West	3	3	87	12-22	.545	0-2	.000	9-9	1.000	0	4	4	6	11-0	2	1	1	33	11.0
Gibson	5	5	123	14-22	.636	0-0	.000	3-3	1.000	7	13	20	2	8-0	1	4	2	31	6.2
Gill	6	0	118	10-27	.370	2-4	.500	9-14	.643	6	7	13	7	12-0	4	4	1	31	5.2
Olowokandi	15	2	224	12-37	.324	0-1	.000	7-8	.875	16	36	52	2	50-0	2	17	11	31	2.1
Strickland	6	0	73	11-21	.524	0-0	.000	6-6	1.000	0	6	6	17	5-0	4	8	2	28	4.7
Ellis	4	0	77	9-23	.391	0-1	.000	6-8	.750	7	7	14	0	13-0	1	5	3	24	6.0
Bjelica	5	0	47	7-16	.438	4-7	.571	5-7	.714	4	11	15	3	6-0	3	1	0	23	4.6
Lopez	7	0	85	8-26	.308	2-7	.286	3-5	.600	5	7	12	6	11-0	5	3	0	21	3.0
Williams	4	0	58	6-15	.400	1-2	.500	7-9	.778	2	7	9	11	14-0	3	3	1	20	5.0
Jackson, B.	7	0	57	6-18	.333	1-6	.167	6-6	1.000	1	8	9	6	7-0	2	3	1	19	2.7
Dieng	5	0	70	6-18	.333	2-5	.400	3-4	.750	3	15	18	4	6-0	2	1	4	17	3.4
Robinson	6	0	41	6-16	.375	5-13	.385	0-0	.000	1	3	4	3	7-0	2	4	0	17	2.8
Slater	4	0	52	6-16	.375	0-0	.000	1-2	.500	5	9	14	0	15-1	2	3	3	13	3.3
Jordan	2	0	29	5-8	.625	1-1	1.000	1-2	.500	3	6	9	3	5-0	1	0	0	12	6.0
Avery	2	0	12	3-6	.500	1-2	.500	0-0	.000	0	1	1	2	0-0	0	0	1	7	3.5
Heal	2	0	3	2-2	1.000	2-2	1.000	0-0	.000	0	0	0	1	0-0	0	0	0	6	3.0
Brooks	2	0	3	2-3	.667	0-1	.000	0-2	.000	0	0	0	0	0-0	0	0	0	4	2.0
Jones	4	0	55	2-7	.286	0-2	.000	0-0	.000	0	9	9	8	0-0	1	1	0	4	1.0
Parks	2	0	12	2-3	.667	0-0	.000	0-0	.000	0	5	5	0	5-0	1	0	0	4	2.0
Miller	8	0	31	1-4	.250	0-0	.000	1-2	.500	0	5	5	1	13-0	0	3	3	3	0.4
Pack	3	0	10	1-5	.200	0-1	.000	1-1	1.000	0	0	0	0	5-0	0	1	0	3	1.0
Wilks	4	0	7	1-2	.500	1-1	1.000	0-0	.000	0	0	0	0	0-0	0	0	0	3	0.8
Wheat	1	0	3	1-2	.500	0-0	.000	0-0	.000	0	1	1	0	0-0	1	0	0	2	2.0
Woods	2	0	2	1-3	.333	0-0	.000	0-0	.000	1	0	1	0	0-0	0	0	0	2	1.0
Roberts	1	0	8	0-1	.000	0-0	.000	1-2	.500	1	1	2	0	0-0	0	1	0	1	1.0
Carr	1	0	8	0-2	.000	0-2	.000	0-0	.000	0	2	2	1	0-0	0	1	0	0	0.0
Curley	2	0	7	0-0	.000	0-0	.000	0-0	.000	0	0	0	0	0-0	0	0	0	0	0.0
Georges-Hunt	2	0	3	0-1	.000	0-0	.000	0-0	.000	1	0	1	0	0-0	0	0	0	0	0.0
Patterson	2	0	7	0-0	.000	0-0	.000	0-0	.000	1	3	4	2	1-0	0	1	0	0	0.0
Vrankovic	1	0	6	0-2	.000	0-0	.000	0-0	.000	1	0	1	0	0-0	0	0	0	0	0.0
<b>TIMBERWOLVES</b>	<b>52</b>	<b>52</b>	<b>12530</b>	<b>1808-4141</b>	<b>.437</b>	<b>284-764</b>	<b>.372</b>	<b>913-1177</b>	<b>.776</b>	<b>565</b>	<b>1615</b>	<b>2180</b>	<b>1070</b>	<b>1225-11</b>	<b>342</b>	<b>729</b>	<b>231</b>	<b>4813</b>	<b>92.6</b>
<b>OPPONENTS</b>	<b>52</b>	<b>52</b>	<b>12530</b>	<b>1855-4173</b>	<b>.445</b>	<b>377-1049</b>	<b>.359</b>	<b>963-1312</b>	<b>.734</b>	<b>572</b>	<b>1603</b>	<b>2175</b>	<b>1172</b>	<b>1113-12</b>	<b>379</b>	<b>644</b>	<b>230</b>	<b>5050</b>	<b>97.1</b>



**NBA**



## 2018-19 VS. HAWKS

Fri., Dec. 28 @ MIN 7:00 p.m.  
Wed., Feb. 27 @ ATL 6:30 p.m.

## TEAM INFORMATION

Principal Owner & Chair of Board of Directors/NBA Governor: Tony Ressler

Vice Chair of Board of Directors: Grant Hill

General Manager and Head of Basketball Operations: Travis Schlenk

Head Coach: Lloyd Pierce

Assistant Coaches: Melvin Hunt, Chris Jent, Greg Foster, Marlon Garnett, Matt Hill

Head Athletic Trainer: Scottie Parker

Senior Vice President of Public Relations: Garin Narain

Senior Director of Media Relations: Jon Steinberg

Manager of Media Relations: Jelani Downing

Home Court: State Farm Arena (16,600; 1999)

Founded: 1949-50 - Tri-Cities Blackhawks; 1951-52 - Milwaukee Hawks; 1955-56 - St. Louis Hawks;

1968-69 - Atlanta Hawks

NBA Titles: One (1958)

## SERIES FACTS

OVERALL: 22-33 • HOME: 15-12 • ROAD: 7-21 • PRESEASON: 2-4

Biggest Wolves Win: 24 (107-83 - 03/26/14, Home)

Biggest Wolves Loss: 25 (87-112 - 12/22/09, Home)

Current Overall Streak: W1 Home: W3 Road: L1

Last Wolves Win: 126-114 @ Minnesota, 03/28/18

Last Wolves Loss: 100-105 @ Atlanta, 01/29/18

## GAME-BY-GAME

DATE	H/A	W/L	MIN-OPP	DATE	H/A	W/L	MIN-OPP
12/09/89	A	L	91-104	11/05/10	H	L	103-113
02/18/90	H	W	108-98	11/14/10	A	L	105-111
01/05/91	A	L	112-117*	01/14/12	A	L	91-93
04/11/91	H	W	112-98	01/08/13	H	W	108-103
12/28/91	A	L	122-125*	01/21/13	A	L	96-104
03/27/92	H	L	103-105	02/01/14	A	L	113-120
12/26/92	H	L	105-113	03/26/14	H	W	107-83
03/19/93	A	L	103-121	01/25/15	A	L	100-112
01/22/94	H	L	81-98	02/09/15	H	L	105-117
03/01/94	A	L	99-102	11/09/15	A	W	117-107
11/23/94	H	L	77-89	11/25/15	H	W	99-95
12/13/94	A	L	83-85*	12/21/16	A	W	92-84
12/12/95	A	W	85-78	12/26/16	H	W	104-90
02/25/96	H	L	76-92	01/29/18	A	L	100-105
01/14/97	A	L	93-95	03/28/18	H	W	126-114
04/12/97	H	L	66-80				
01/27/98	H	W	113-96				
04/05/98	A	W	97-96				
12/14/99	A	L	94-105				
04/04/00	H	W	86-76*				
11/18/00	A	W	94-84				
12/28/00	H	W	88-81				
01/05/02	A	W	112-96				
01/26/02	H	W	103-80				
11/20/02	A	W	103-93				
12/12/02	H	W	113-95				
01/02/04	H	W	93-75				
02/04/04	A	L	89-97				
01/26/05	H	W	104-87				
04/09/05	A	L	98-105				
04/05/06	A	L	99-101				
04/09/06	H	W	84-83				
01/17/07	H	L	88-105				
03/10/07	A	L	93-99				
11/24/07	H	L	87-94				
12/06/07	A	L	89-90				
02/04/09	H	L	86-94				
03/23/09	A	L	97-109				
12/22/09	H	L	87-112				
02/24/10	A	L	92-98				



## 2017-18 WOLVES VS. HAWKS (1-1)

DATE	SITE	FINAL SCORE	WOLVES HIGH	HAWKS HIGH	ATTENDANCE
01/29/18	Atlanta	L 100-105	Butler 24	Bazemore 22	12,589
03/28/18	Minnesota	W 126-114	Towns 56	Muscala 24	16,183

## MINNESOTA VS. ATLANTA

PLAYER	G-GS	MIN	FG-FGA	PCT	3FG-FGA	PCT	FT-FTA	PCT	OFF	DEF	TOT	AST	PF-DQ	STL	TO	BLK	PTS	AVG	HI
Towns	2-2	73	25-40	.625	7-10	.700	14-17	.824	5	23	28	7	7-0	2	5	2	71	35.5	56
Butler	1-1	36	7-15	.467	1-3	.333	9-9	1,000	2	5	7	3	2-0	1	4	1	24	24.0	24
Wiggins	2-2	74	15-27	.556	4-9	.444	1-2	.500	0	5	5	6	6-0	4	3	1	35	17.5	18
Gibson	2-2	64	11-16	.688	0-0	---	2-3	.667	2	9	11	4	4-0	4	0	1	24	12.0	17
Crawford	2-0	44	7-16	.438	3-8	.375	3-4	.750	2	1	3	5	2-0	1	3	0	20	10.0	10
Dieng	2-0	34	9-13	.692	0-1	.000	2-2	1,000	2	7	9	0	3-0	2	2	0	20	10.0	11
Bjelica	2-1	51	7-10	.700	3-6	.500	0-0	---	1	8	9	4	3-0	2	2	0	17	8.5	14
Teague	2-2	65	5-24	.208	2-8	.250	1-2	.500	0	0	0	18	9-0	6	4	1	13	6.5	11
Jones	2-0	34	1-10	.100	0-4	.000	0-0	---	0	0	0	10	2-0	2	3	0	2	1.0	2
Georges-Hunt	1-0	4	0-2	.000	0-0	---	0-0	---	0	0	0	0	0-0	0	0	0	0	0.0	0
TIMBERWOLVES		480	87-173	.503	20-49	.408	32-39	.821	14	58	72	57	38-0	24	27	6	226	113.0	126
HAWKS		480	80-156	.513	26-61	.426	33-39	.846	12	69	81	53	40-0	18	41	10	219	109.5	114

## ATLANTA VS. MINNESOTA

PLAYER	G-GS	MIN	FG-FGA	PCT	3FG-FGA	PCT	FT-FTA	PCT	OFF	DEF	TOT	AST	PF-DQ	STL	TO	BLK	PTS	AVG	HI
Bazemore	1-1	30	8-14	.571	4-8	.500	2-3	.667	0	4	4	4	3-0	1	3	2	22	22.0	22
Taylor	1-1	29	6-11	.545	0-1	.000	8-9	.889	2	0	2	8	3-0	2	5	0	20	20.0	20
Schroder	1-1	34	5-15	.333	0-2	.000	8-9	.889	0	2	2	11	2-0	2	7	1	18	18.0	18
Muscala	2-0	39	9-12	.750	5-7	.714	4-4	1,000	1	5	6	1	5-0	1	2	2	27	13.5	24
Prince	2-2	59	8-24	.333	5-11	.455	3-4	.750	0	8	8	8	5-0	1	8	0	24	12.0	21
Dedmon	2-1	48	9-14	.643	3-4	.750	2-2	1,000	1	17	18	2	7-0	0	3	0	23	11.5	13
Cavanaugh	1-0	17	4-7	.571	2-4	.500	0-0	---	1	5	6	0	1-0	0	2	0	10	10.0	10
Ilyasova	1-1	30	5-10	.500	0-5	.000	0-0	---	0	4	4	0	1-0	2	1	2	10	10.0	10
Collins	2-1	44	8-10	.800	1-2	.500	1-2	.500	3	13	16	0	2-0	1	3	1	18	9.0	10
Delaney	1-0	25	4-6	.667	1-2	.500	0-0	---	0	1	1	7	1-0	2	2	0	9	9.0	9
Belinelli	1-0	17	2-6	.333	2-5	.400	2-2	1,000	0	0	0	1	2-0	0	1	0	8	8.0	8
Lee	1-1	30	3-6	.500	0-2	.000	2-2	1,000	0	4	4	5	2-0	3	0	1	8	8.0	8
Dorsey	2-0	31	5-11	.455	2-5	.400	1-2	.500	1	2	3	1	2-0	0	2	0	13	6.5	8
Plumlee	1-1	13	3-3	1,000	0-0	---	0-0	---	3	3	6	0	1-0	1	1	1	6	6.0	6
Magette	1-0	26	1-4	.250	1-2	.500	0-0	---	0	1	1	5	3-0	2	1	0	3	3.0	3
Cleveland	2-0	25	2-6	.333	0-0	---	0-0	---	0	4	4	0	4-0	3	0	2	4	2.0	2
A. White	1-0	6	0-3	.000	0-1	.000	0-0	---	0	0	0	0	0-0	0	0	0	0	0.0	0
HAWKS		480	80-156	.513	26-61	.426	33-39	.846	12	69	81	53	40-0	18	41	10	219	109.5	114
TIMBERWOLVES		480	87-173	.503	20-49	.408	32-39	.821	14	58	72	57	38-0	24	27	6	226	113.0	126



## 2018-19 VS. CELTICS

Sat., Dec. 1 @ MIN 7:00 p.m.  
Wed., Jan. 2 @ BOS 7:00 p.m.

## TEAM INFORMATION

Managing Partner, Governor & Chief Executive Officer: Wyc Grousbeck

President of Basketball Operations: Danny Ainge

Head Coach: Brad Stevens

Assistant Coaches: Jay Larranaga, Micah Shrewsberry, Jamie Young, Jerome Allen, Scott Morrison

Director of Performance: Art Home

Sr. Vice President of Communications: Christian Megliola

Vice President, Media Services/Alumni Relations: Jeff Twiss

Sr. Director of Public Relations: Heather Walker

Media Services Manager: Brian Olive

Assistant Communications Manager: Brandon Chinn

Home Court: TD Garden (18,624; 1995)

Founded: 1946-47

NBA Titles: 17 (1956-57, 1958-59, 1959-60, 1960-61, 1961-62, 1962-63, 1963-64, 1964-65, 1965-66, 1967-68, 1968-69, 1973-74, 1975-76, 1980-81, 1983-84, 1985-86, 2007-08)

## SERIES FACTS

OVERALL: 20-36 • HOME: 12-16 • ROAD: 8-20 • PRESEASON: 3-5

Biggest Wolves Win: 25 (110-85 - 01/30/06, Home)

Biggest Wolves Loss: 33 (82-115 - 02/05/95, Road)

Current Overall Streak: L4 Home: L2 Road: L12

Last Wolves Win: 124-122 @ Minnesota, 02/22/16

Last Wolves Loss: 109-117 @ Minnesota, 03/08/18

## GAME-BY-GAME

DATE	H/A	W/L	MIN-OPP	DATE	H/A	W/L	MIN-OPP
11/17/89	A	L	99-116	11/04/09	H	L	90-92
02/02/90	H	W	116-105	12/20/09	A	L	104-122
01/28/91	H	L	87-108	01/03/11	A	L	93-96
02/27/91	A	L	111-116	03/27/11	H	L	82-85
01/04/92	H	W	100-96	03/30/12	H	L	79-100
01/10/92	A	W	104-94	12/05/12	A	L	94-104
11/06/92	A	L	92-113	04/01/13	H	W	110-100
12/15/92	H	L	119-124**	11/16/13	H	W	106-88
01/08/94	H	W	108-90	12/16/13	A	L	97-101
04/08/94	A	L	108-112	12/19/14	A	L	98-114
11/12/94	H	L	101-114	01/28/15	H	W	110-98
02/05/95	A	L	82-115	12/21/15	A	L	99-113
12/22/95	A	L	113-114	02/22/16	H	W	124-122
03/27/96	H	L	116-121	11/21/16	H	L	93-99
01/03/97	A	W	94-84	03/15/17	A	L	104-117
03/16/97	H	W	119-101	01/05/18	A	L	84-91
01/02/98	A	L	89-93	03/08/18	H	L	109-117
01/21/98	H	W	104-95				
03/24/99	A	W	87-68				
01/13/00	H	W	103-85				
03/22/00	A	W	109-106				
12/01/00	A	W	102-98				
01/15/01	H	L	102-107				
02/01/02	A	W	98-98*				
04/15/02	H	L	90-93				
11/09/02	H	L	99-105				
12/20/02	A	L	99-108				
12/15/03	A	W	116-95				
03/07/04	H	L	77-80				
02/06/05	H	L	100-103				
03/06/05	A	W	99-97				
01/18/06	A	L	96-103				
01/30/06	H	W	110-85				
02/11/07	H	W	109-107				
03/04/07	A	L	117-124**				
01/25/08	A	L	86-87				
02/08/08	H	L	86-88				
11/21/08	H	L	78-95				
02/01/09	A	L	101-109				



## 2017-18 WOLVES VS. CELTICS (0-2)

DATE	SITE	FINAL SCORE	WOLVES HIGH	CELTICS HIGH	ATTENDANCE
01/05/18	Boston	L 84-91	Towns 25	Smart 18	18,624
03/08/18	Minnesota	L 109-117	Bjelica 30	Irving 23	18,978

## MINNESOTA VS. BOSTON

PLAYER	G-GS	MIN	FG-FGA	PCT	3FG-FGA	PCT	FT-FTA	PCT	OFF	DEF	TOT	AST	PF-DQ	STL	TO	BLK	PTS	AVG	HI
Towns	2-2	80	14-28	.500	1-4	.250	11-14	.786	5	29	34	4	6-0	0	1	3	40	20.0	25
Bjelica	2-1	51	12-21	.571	6-11	.545	2-2	1,000	4	10	14	2	7-1	0	2	0	32	16.0	30
Butler	1-1	35	3-12	.250	0-3	.000	8-10	.800	2	0	2	6	1-0	3	4	0	14	14.0	14
Crawford	2-0	43	11-24	.458	5-11	.455	1-2	.500	1	3	4	4	2-0	0	3	2	28	14.0	15
Gibson	2-2	70	11-18	.611	0-0	---	4-5	.800	3	4	7	3	2-0	0	4	0	26	13.0	18
Teague	1-1	31	5-12	.417	3-6	.500	0-0	---	0	5	5	8	2-0	1	0	0	13	13.0	13
Wiggins	2-2	75	9-33	.273	2-12	.167	3-6	.500	5	5	10	5	6-0	3	6	2	23	11.5	13
Jones	2-1	47	5-12	.417	2-5	.400	0-0	---	0	2	2	5	6-0	1	2	0	12	6.0	7
Brooks	1-0	15	2-7	.286	0-2	.000	0-0	---	0	1	1	2	1-0	1	0	0	4	4.0	4
Dieng	2-0	33	0-3	.000	0-0	---	1-2	.500	2	9	11	0	4-0	0	2	1	1	0.5	1
Georges-Hunt	1-0	0	0-0	---	0-0	---	0-0	---	0	0	0	0	0-0	0	0	0	0	0.0	0
TIMBERWOLVES	480	72-170	.424	19-54	.352	30-41	.732	22	68	90	39	37-1	9	25	8	193	96.5	109	
CELTICS	480	81-181	.448	17-68	.250	29-40	.725	26	76	102	52	39-0	13	22	6	208	104.0	117	

## BOSTON VS. MINNESOTA

PLAYER	G-GS	MIN	FG-FGA	PCT	3FG-FGA	PCT	FT-FTA	PCT	OFF	DEF	TOT	AST	PF-DQ	STL	TO	BLK	PTS	AVG	HI
Irving	2-2	67	15-31	.484	4-11	.364	5-6	.833	2	14	16	16	6-0	4	6	1	39	19.5	23
Morris	1-0	33	7-15	.467	3-5	.600	0-1	.000	1	4	5	2	0-0	0	0	0	17	17.0	17
Horford	2-2	66	11-23	.478	2-9	.222	3-4	.750	3	10	13	14	3-0	1	3	2	27	13.5	20
Rozier	2-0	46	11-21	.524	4-13	.308	1-1	1.000	2	11	13	2	3-0	2	2	0	27	13.5	14
Smart	2-0	62	10-20	.500	0-8	.000	7-11	.636	4	1	5	9	2-0	3	2	0	27	13.5	18
Brown	2-2	61	8-25	.320	2-8	.250	7-7	1.000	5	5	10	1	5-0	0	1	2	25	12.5	14
Baynes	2-2	37	8-19	.421	0-0	---	1-2	.500	2	12	14	2	6-0	0	0	1	17	8.5	11
Tatum	2-2	53	6-15	.400	1-8	.125	3-4	.750	2	6	8	1	4-0	1	1	0	16	8.0	12
Monroe	1-0	9	1-2	.500	0-0	---	0-0	---	0	4	4	2	2-0	0	1	0	2	2.0	2
Theis	2-0	34	3-8	.375	1-5	.200	2-4	.500	4	8	12	3	6-0	2	4	0	9	4.5	8
Yabusele	1-0	4	1-1	1.000	0-0	---	0-0	---	1	0	1	0	0-0	0	1	0	2	2.0	2
Ojeleye	2-0	10	0-1	.000	0-1	.000	0-0	---	0	1	1	0	2-0	0	0	0	0	0.0	0
CELTICS	480	81-181	.448	17-68	.250	29-40	.725	26	76	102	52	39-0	13	22	6	208	104.0	117	
TIMBERWOLVES	480	72-170	.424	19-54	.352	30-41	.732	22	68	90	39	37-1	9	25	8	193	96.5	109	





## 2018-19 VS. NETS

Mon., Nov. 12 @ MIN 7:00 p.m.  
Fri., Nov. 23 @ BKN 11:00 a.m.

## TEAM INFORMATION

**Owner, Governor:** Mikhail Prokhorov  
**General Manager:** Sean Marks  
**Head Coach:** Kenny Atkinson  
**Assistant Coaches:** Jacque Vaughn, Chris Fleming, Bret Brielmaier, Jordan Ott, Pablo Prigioni  
**Assistant Coach/Director of Player Development:** Adam Harrington  
**Assistant Player Development Coach:** Travon Bryant  
**Head Athletic Trainer:** Sebastien Poirier

**Senior Director of Public Relations:** Aaron Harris  
**Senior Managers of Public Relations:** Eli Pearlstein, Mitch Heckart  
**Public Relations Coordinator:** Megan Walsh

**Home Court:** Barclays Center (17,732; 2012)  
**Founded:** 1967-68 - New Jersey Americans; 1968-69 - New York Nets; entered NBA - 1976-77; 1977-78 - New Jersey Nets; 2012-13 - Brooklyn Nets  
**NBA Titles:** One (1957-58)

## SERIES FACTS

**OVERALL: 31-24 • HOME: 21-6 • ROAD: 10-18 • PRESEASON: 0-3**  
Biggest Wolves Win: 30 (111-81 - 11/22/13, Home)  
Biggest Wolves Loss: 29 (84-113 - 12/05/08, Road)  
Current Overall Streak: W1 Home: W3 Road: L2  
Last Wolves Win: 111-97 @ Minnesota, 01/27/18  
Last Wolves Loss: 97-98 @ Brooklyn, 01/03/18

## GAME-BY-GAME

DATE	H/A	W/L	MIN-OPP	DATE	H/A	W/L	MIN-OPP
12/05/89	H	W	92-90	01/01/11	H	W	103-88
02/21/90	A	L	93-95	04/05/11	A	L	105-107
03/20/91	A	L	111-118*	02/03/12	A	W	108-105
04/09/91	H	W	109-89	11/05/12	A	W	107-96
01/08/92	A	L	97-103	01/23/13	H	L	83-91
01/18/92	H	L	100-112	11/22/13	H	W	111-81
11/12/92	A	W	88-84	03/30/14	A	L	99-114
12/30/92	H	L	92-118	11/05/14	A	W	98-91
11/24/93	H	W	107-106	03/16/15	H	L	106-122
01/19/94	A	L	91-112	12/20/15	A	W	100-85
12/16/94	H	W	94-93	03/05/16	H	W	132-118
01/14/95	A	L	84-93	11/08/16	A	L	110-119
12/06/95	H	W	108-97	01/28/17	H	W	129-109
01/20/96	A	L	97-103*	01/03/18	A	L	97-98
01/09/97	A	W	110-107	01/27/18	H	W	111-97
04/02/97	H	W	94-89				
12/26/97	H	W	116-96				
01/10/98	A	W	108-101				
02/20/00	H	L	89-91				
03/24/00	A	W	116-115*				
12/12/00	A	L	94-116				
03/25/01	H	L	105-91				
12/19/01	A	L	112-117*				
03/31/02	H	W	86-85				
11/04/02	A	L	82-106				
11/23/02	H	L	82-96				
10/31/03	A	L	61-84				
02/25/04	H	W	81-68				
02/15/05	H	W	82-71				
03/26/05	A	W	96-75				
03/01/06	H	W	100-90				
03/23/06	A	L	82-86				
12/30/06	A	L	92-100				
01/13/07	H	W	109-98				
01/27/08	H	W	98-95				
02/12/08	A	L	88-92				
12/05/08	A	L	84-113				
03/29/09	H	W	108-99				
10/28/09	H	W	95-93				
12/23/09	A	W	103-99				

## 2017-18 WOLVES VS. NETS (1-1)

DATE	SITE	FINAL SCORE	WOLVES HIGH	NETS HIGH	ATTENDANCE
01/03/18	Brooklyn	L 97-98	Butler 30	Dinwiddie 26	16,215
01/27/18	Minnesota	W 111-97	Butler/Wiggins 21	Okafor 21	16,231

## MINNESOTA VS. BROOKLYN

PLAYER	G-GS	MIN	FG-FGA	PCT	3FG-FGA	PCT	FT-FTA	PCT	OFF	DEF	TOT	AST	PF-DQ	STL	TO	BLK	PTS	AVG	HI
Butler	2-2	74	11-31	.355	1-5	.200	28-32	.875	3	6	9	9	4-0	4	2	2	51	25.5	30
Wiggins	2-2	74	17-37	.459	1-6	.167	3-4	.750	3	4	7	3	3-0	3	2	1	38	19.0	21
Towns	2-2	74	15-32	.469	0-8	.000	2-3	.667	12	17	29	1	2-0	1	2	3	32	16.0	16
Crawford	2-0	39	11-23	.478	2-6	.333	2-2	1.000	0	5	5	1	1-0	1	2	0	26	13.0	16
Jones	2-1	61	10-17	.588	1-3	.333	3-3	1.000	0	4	4	6	3-0	3	4	1	24	12.0	13
Gibson	2-2	67	8-18	.444	0-1	.000	3-6	.500	2	10	12	2	4-0	2	0	3	19	9.5	14
Dieng	2-0	31	4-8	.500	0-1	.000	4-4	1.000	1	8	9	3	4-0	2	1	1	12	6.0	8
Bjelica	2-0	27	2-4	.500	0-1	.000	0-0	---	1	3	4	0	1-0	1	0	0	4	2.0	4
Teague	1-1	24	0-4	.000	0-1	.000	2-2	1.000	1	1	2	4	1-0	1	1	0	2	2.0	2
Brooks	2-0	5	0-1	.000	0-0	---	0-0	---	0	0	0	1	0-0	0	0	0	0	0.0	0
Georges-Hunt	2-0	4	0-0	---	0-0	---	0-0	---	0	0	0	0	1-0	0	0	0	0	0.0	0
TIMBERWOLVES	480	78-175	.446	5-32	.156	47-56	.839	23	58	81	30	24-0	18	15	11	208	104.0	111	
NETS	480	75-154	.487	23-60	.383	22-26	.846	15	65	80	44	42-0	7	36	9	195	97.5	98	

## BROOKLYN VS. MINNESOTA

PLAYER	G-GS	MIN	FG-FGA	PCT	3FG-FGA	PCT	FT-FTA	PCT	OFF	DEF	TOT	AST	PF-DQ	STL	TO	BLK	PTS	AVG	HI
Dinwiddie	2-2	69	12-23	.522	4-11	.364	4-4	1.000	0	3	3	19	2-0	1	5	0	32	16.0	26
Harris	2-0	59	10-17	.588	4-5	.800	2-3	.667	4	5	9	3	3-0	1	2	0	26	13.0	17
Okafor	2-0	35	10-17	.588	0-1	.000	3-3	1.000	1	7	8	0	4-0	0	1	1	23	11.5	21
Carroll	2-2	61	7-23	.304	2-9	.222	5-6	.833	1	9	10	3	4-0	0	7	2	21	10.5	12
Hollis-Jefferson	1-1	27	4-8	.500	0-0	---	2-2	1.000	1	4	5	1	5-0	0	3	1	10	10.0	10
Stauskas	2-0	52	7-15	.467	4-9	.444	2-2	1.000	0	9	9	4	2-0	1	4	1	20	10.0	15
Crabbe	2-2	55	6-16	.375	4-11	.364	1-1	1.000	1	10	11	4	8-0	2	4	0	17	8.5	9
Allen	2-0	35	7-9	.778	0-0	---	2-2	1.000	3	5	8	1	3-0	0	2	2	16	8.0	10
Whitehead	1-0	10	3-6	.500	2-2	1.000	0-0	---	1	2	3	2	2-0	0	1	0	8	8.0	8
Acy	2-1	52	4-12	.333	3-11	.273	0-0	---	2	6	8	5	3-0	2	5	1	11	5.5	8
Zeller	2-2	21	5-6	.833	0-0	---	1-3	.333	1	5	6	1	6-0	0	0	1	11	5.5	6
Webb	1-0	5	0-2	.000	0-1	.000	0-0	---	0	0	0	1	0-0	0	0	0	0	0.0	0
NETS	480	75-154	.487	23-60	.383	22-26	.846	15	65	80	44	42-0	7	36	9	195	97.5	98	
TIMBERWOLVES	480	78-175	.446	5-32	.156	47-56	.839	23	58	81	30	24-0	18	15	11	208	104.0	111	



## 2018-19 VS. HORNETS

Wed., Dec. 5 @ MIN 7:00 p.m.  
Thu., Mar. 21 @ CHA 6:00 p.m.

## TEAM INFORMATION

**Chairman:** Michael Jordan  
**Vice Chairman:** Curtis Polk  
**President of Basketball Operations & GM:** Mitch Kupchak  
**Assistant General Manager:** Buzz Peterson  
**Head Coach:** James Borrego  
**Assistant Coaches:** Jay Triano, Chad Iske, Jay Hernandez, Ronald Nored, Dutch Gaitley, Nate Mitchell  
**Director of Healthcare & Sports Performance/Head Athletic Trainer:** Joe Sharpe

**Vice President of Communications:** Mike Cristaldi  
**Sr. Manager of Basketball Communications:** Brian Travis  
**Communications Coordinator:** Natalie Breneman  
**Director, Communications:** Josh Rosen

**Home Court:** Spectrum Center (19,077; 2005)  
**Founded:** 1988-89 - Charlotte Hornets; 2004-05 - Charlotte Bobcats; 2014-15 - Charlotte Hornets  
**NBA Titles:** None

## SERIES FACTS

**OVERALL: 19-35 • HOME: 14-13 • ROAD: 5-22 • PRESEASON: 1-1**  
Biggest Wolves Win: 29 (106-77 - 11/09/90, Home)  
Biggest Wolves Loss: 28 (85-113 - 03/18/93, Road)  
Current Overall Streak: L1 Home: W1 Road: L1  
Last Wolves Win: 112-94 @ Minnesota, 11/05/17  
Last Wolves Loss: 102-118 @ Charlotte, 11/20/17

## GAME-BY-GAME

DATE	H/A	W/L	MIN-OPP	DATE	H/A	W/L	MIN-OPP
11/25/89	A	L	73-81	02/15/12	H	W	102-90
01/04/90	H	W	100-98	03/28/12	A	W	88-83
02/14/90	H	W	95-86				
04/06/90	A	L	93-108	11/14/12	H	L	87-89
				01/23/13	A	L	101-102
11/09/90	H	W	106-77				
04/12/91	A	L	110-111**	01/10/14	H	W	119-92
				03/14/14	A	L	93-105
03/10/92	A	L	96-105				
04/19/92	H	W	130-107	01/19/15	A	L	80-105
				03/22/15	H	L	98-109
03/18/93	A	L	85-113				
03/21/93	H	L	95-99	11/10/15	H	L	95-104
				03/07/16	A	L	103-108
12/14/93	A	L	85-101				
03/11/94	H	L	91-97	11/15/16	H	L	108-115
				12/03/16	A	W	125-120*
01/11/95	A	L	91-100				
01/22/95	H	W	100-83	11/05/17	H	W	112-94
				11/20/17	A	L	102-118
12/09/95	A	L	108-114				
03/01/96	H	W	105-101				
02/04/97	A	L	101-115				
03/02/97	H	L	96-108				
11/01/97	H	W	106-90				
03/04/98	A	L	102-112				
12/15/99	A	L	98-103				
02/29/00	H	L	87-92				
12/22/00	H	L	74-83				
03/06/01	A	W	95-89				
12/21/01	H	W	94-89				
02/25/02	A	W	97-92				
01/05/05	A	L	84-102				
03/08/05	H	W	102-97				
11/19/05	H	W	102-89				
04/04/06	A	L	92-97				
01/01/07	A	W	102-96				
02/21/07	H	L	95-100				
03/04/08	H	L	89-109				
04/08/08	A	L	119-121				
12/01/08	A	L	90-100				
03/14/09	H	W	108-100				
02/10/10	H	L	92-93				
03/24/10	A	L	95-108				
11/15/10	A	L	110-113				
01/05/11	H	L	105-108*				



## 2017-18 WOLVES VS. HORNETS (1-1)

DATE	SITE	FINAL SCORE	WOLVES HIGH	HORNETS HIGH	ATTENDANCE
11/05/17	Minnesota	W 112-94	Wiggins 20	Zeller 16	14,124
11/20/17	Charlotte	L 102-118	Crawford 19	Howard 25	15,978

## MINNESOTA VS. CHARLOTTE

PLAYER	G-GS	MIN	FG-FGA	PCT	3FG-FGA	PCT	FT-FTA	PCT	OFF	DEF	TOT	AST	PF-DQ	STL	TO	BLK	PTS	AVG	HI
Teague	2-2	69	14-33	.424	5-9	.556	3-4	.750	1	6	7	14	4-0	3	3	4	36	18.0	18
Crawford	2-0	38	11-24	.458	4-12	.333	8-8	1.000	1	2	3	3	3-0	1	4	0	34	17.0	19
Towns	2-2	59	10-21	.476	0-7	.000	14-15	.933	4	17	21	4	9-0	0	5	3	34	17.0	18
Wiggins	2-2	71	13-26	.500	1-5	.200	4-7	.571	1	3	4	4	4-0	1	4	1	31	15.5	20
Butler	2-2	63	10-21	.476	3-6	.500	4-4	1.000	5	8	13	1	3-0	2	4	0	27	13.5	14
Dieng	2-0	36	5-10	.500	1-2	.500	11-12	.917	4	9	13	0	1-0	0	0	0	22	11.0	15
Bjelica	2-0	35	4-6	.667	1-1	1.000	3-4	.750	0	6	6	1	3-0	1	2	1	12	6.0	7
Gibson	2-2	58	4-13	.308	0-0	---	1-2	.500	5	11	16	2	9-0	2	3	1	9	4.5	8
Muhammad	2-0	22	2-10	.200	1-5	.200	0-0	---	1	6	7	0	0-0	1	0	0	5	2.5	5
Brooks	2-0	2	1-2	.500	0-1	.000	0-0	---	0	1	1	0	0-0	0	0	0	2	1.0	2
Jones	2-0	24	1-6	.167	0-2	.000	0-0	---	0	1	1	4	3-0	1	1	0	2	1.0	2
Aldrich	2-0	2	0-0	---	0-0	---	0-0	---	0	0	0	0	1-0	0	0	0	0	0.0	0
Georges-Hunt	2-0	2	0-1	.000	0-1	.000	0-0	---	0	0	0	0	0-0	0	0	0	0	0.0	0
TIMBERWOLVES	480	75-173	.434	16-51	.314	48-56	.857	22	70	92	33	40-0	12	27	10	214	107.0	112	
HORNETS	480	79-174	.454	20-54	.370	34-50	.680	21	71	92	46	42-0	13	28	10	212	106.0	118	

## CHARLOTTE VS. MINNESOTA

PLAYER	G-GS	MIN	FG-FGA	PCT	3FG-FGA	PCT	FT-FTA	PCT	OFF	DEF	TOT	AST	PF-DQ	STL	TO	BLK	PTS	AVG	HI
Howard	2-2	58	14-18	.778	0-1	.000	10-16	.625	10	19	29	1	5-0	1	9	5	38	19.0	25
Batum	1-1	29	6-12	.500	3-5	.600	2-2	1.000	0	4	4	2	1-0	2	1	0	17	17.0	17
Kaminsky	2-0	47	12-26	.462	5-9	.556	3-4	.750	1	7	8	4	2-0	1	1	0	32	16.0	24
Lamb	2-1	50	11-19	.579	3-8	.375	4-5	.800	1	5	6	7	5-0	1	4	0	29	14.5	16
Zeller	2-0	40	10-15	.667	1-1	1.000	5-9	.556	6	9	15	2	6-0	0	3	1	26	13.0	16
Walker	2-2	65	8-27	.296	2-10	.200	5-6	.833	0	6	6	12	4-0	2	4	1	23	11.5	14
Graham	1-0	24	3-7	.429	1-3	.333	2-2	1.000	0	1	1	0	4-0	2	0	0	9	9.0	9
Kidd-Gilchrist	1-1	32	4-12	.333	0-0	---	0-0	---	1	2	3	1	3-0	0	2	2	8	8.0	8
Williams	2-2	47	5-13	.385	3-8	.375	2-2	1.000	0	5	5	3	2-0	0	1	0	15	7.5	13
Bacon	2-1	40	3-9	.333	1-2	.500	0-0	---	1	6	7	1	3-0	2	1	0	7	3.5	7
Monk	2-0	22	2-8	.250	1-3	.333	1-2	.500	0	3	3	8	2-0	0	1	0	6	3.0	6
Carter-Williams	2-0	22	1-5	.200	0-2	.000	0-2	.000	1	3	4	5	5-0	2	1	1	2	1.0	2
O'Bryant	1-0	5	0-3	.000	0-2	.000	0-0	---	0	1	1	0	0-0	0	0	0	0	0.0	0
HORNETS	480	79-174	.454	20-54	.370	34-50	.680	21	71	92	46	42-0	13	28	10	212	106.0	118	
TIMBERWOLVES	480	75-173	.434	16-51	.314	48-56	.857	22	70	92	33	40-0	12	27	10	214	107.0	112	



## 2018-19 VS. BULLS

Sat., Nov. 24 @ MIN 7:00 p.m.  
Wed., Dec. 26 @ CHI 7:00 p.m.

## TEAM INFORMATION

**Chairman:** Jerry Reinsdorf  
**Executive Vice President-Basketball Operations:** John Paxson  
**General Manager:** Gar Forman  
**Head Coach:** Fred Holberg  
**Associate Head Coach:** Jim Boylen  
**Assistant Coaches:** Pete Myers, Randy Brown, Nate Loenser  
**Head Athletic Trainer:** Jeff Tanaka

**Senior Director of Public and Media Relations:** Tim Hallam  
**Director of Public and Media Relations:** Matt Yob  
**Senior Manager of Public and Media Relations:** Beth Grady  
**Manager of Public and Media Relations:** Kristen Deahl

**Home Court:** United Center (20,917; 1994)  
**Founded:** 1966-67  
**NBA Titles:** Six (1990-91, 1991-92, 1992-93, 1995-96, 1996-97, 1997-98)

## SERIES FACTS

**OVERALL: 23-32 • HOME: 13-15 • ROAD: 10-17 • PRESEASON: 9-9**  
Biggest Wolves Win: 53 (127-74 - 11/08/01, Home)  
Biggest Wolves Loss: 32 (99-131 - 03/12/91, Road)  
Current Overall Streak: W1 Home: W3 Road: L1  
Last Wolves Win: 122-104 @ Minnesota, 02/24/18  
Last Wolves Loss: 113-114 @ Chicago, 02/09/18

## GAME-BY-GAME

DATE	H/A	W/L	MIN-OPP	DATE	H/A	W/L	MIN-OPP
11/08/89	H	L	84-96	12/11/10	A	L	82-113
12/26/89	A	L	99-112	03/30/11	H	L	91-108
11/07/90	H	L	91-96	01/10/12	H	L	100-111
03/12/91	A	L	99-131	11/10/12	A	L	80-87
02/22/92	A	L	90-105	03/24/13	H	L	97-104
03/05/92	H	L	100-113	01/27/14	A	W	95-86
11/17/92	H	L	103-124	04/09/14	H	L	87-102
03/23/93	A	L	100-107	11/01/14	H	L	105-106
12/22/93	A	L	98-106	02/27/15	A	L	89-96
03/20/94	H	L	80-90	11/07/15	A	W	102-93*
11/11/94	H	L	100-112	02/06/16	H	W	112-105
01/20/95	A	L	86-93	12/13/16	A	W	99-94
02/16/96	H	L	100-103	02/12/17	H	W	117-89
02/27/96	A	L	99-120	02/09/18	A	L	113-114
12/11/96	A	L	86-103	02/24/18	H	W	122-104
01/15/97	H	L	102-112				
12/30/97	H	W	99-95				
04/03/98	A	L	93-107				
12/22/99	A	W	106-86				
12/30/99	H	W	94-76				
11/28/00	A	W	96-76				
12/05/00	H	W	100-90				
11/08/01	H	W	127-74				
12/22/01	A	W	95-74				
12/27/02	A	W	113-100				
04/13/03	H	W	119-95				
11/13/03	A	W	92-89*				
12/30/03	H	W	98-93				
12/11/04	A	L	88-89				
02/13/05	H	L	83-87				
01/11/06	H	W	99-93				
02/28/06	A	L	100-111				
12/09/06	A	W	91-81				
12/26/06	H	W	100-98				
01/29/08	A	L	85-96				
01/30/08	H	W	83-67				
01/03/09	A	W	102-92				
01/25/09	H	W	109-108*				
01/09/10	A	L	96-110				
02/19/10	H	L	94-100				

## 2017-18 WOLVES VS. BULLS (1-1)

DATE	SITE	FINAL SCORE	WOLVES HIGH	BULLS HIGH	ATTENDANCE
02/09/18	Chicago	L 113-114	Butler 38	LaVine 35	21,558
02/24/18	Minnesota	W 122-104	Teague 25	LaVine 21	18,978

## MINNESOTA VS. CHICAGO

PLAYER	G-GS	MIN	FG-FGA	PCT	3FG-FGA	PCT	FT-FTA	PCT	OFF	DEF	TOT	AST	PF-DQ	STL	TO	BLK	PTS	AVG	HI
Butler	1-1	41	11-26	.423	3-9	.333	13-15	.867	1	6	7	5	1-0	4	1	0	38	38.0	38
Wiggins	2-2	71	19-32	.594	2-8	.250	1-2	.500	0	6	6	2	5-0	1	7	2	41	20.5	23
Towns	2-2	70	12-28	.429	0-6	.000	12-15	.800	6	17	23	4	9-0	0	4	1	36	18.0	22
Teague	2-2	56	12-25	.480	4-9	.444	6-7	.857	0	8	8	12	4-0	3	5	1	34	17.0	25
Gibson	2-2	63	12-21	.571	0-0	---	5-7	.714	6	9	15	4	5-0	2	0	1	29	14.5	19
Crawford	2-0	46	9-19	.474	7-12	.583	2-2	1.000	0	1	1	5	0-0	2	1	0	27	13.5	19
Bjelica	2-1	54	5-13	.385	2-9	.222	3-4	.750	3	12	15	5	7-0	0	2	0	15	7.5	8
Jones	2-0	40	4-7	.571	1-3	.333	0-0	---	1	5	6	7	2-0	2	3	0	9	4.5	7
Dieng	2-0	35	2-8	.250	0-1	.000	0-2	.000	3	12	15	0	3-0	0	1	3	4	2.0	2
Georges-Hunt	1-0	1	1-1	1.000	0-0	---	0-0	---	1	0	1	0	1-0	0	0	0	2	2.0	2
Aldrich	1-0	1	0-1	.000	0-0	---	0-0	---	0	0	0	0	0-0	0	0	0	0	0.0	0
Brooks	1-0	1	0-0	---	0-0	---	0-0	---	0	0	0	0	0-0	0	0	0	0	0.0	0
<b>TIMBERWOLVES</b>	<b>480</b>	<b>87-181</b>	<b>.481</b>	<b>19-57</b>	<b>.333</b>	<b>42-54</b>	<b>.778</b>	<b>21</b>	<b>76</b>	<b>97</b>	<b>44</b>	<b>37-0</b>	<b>14</b>	<b>26</b>	<b>8</b>	<b>235</b>	<b>117.5</b>	<b>122</b>	
<b>BULLS</b>	<b>480</b>	<b>83-173</b>	<b>.480</b>	<b>15-49</b>	<b>.306</b>	<b>37-50</b>	<b>.740</b>	<b>9</b>	<b>72</b>	<b>81</b>	<b>43</b>	<b>39-0</b>	<b>10</b>	<b>26</b>	<b>13</b>	<b>218</b>	<b>109.0</b>	<b>114</b>	

## CHICAGO VS. MINNESOTA

PLAYER	G-GS	MIN	FG-FGA	PCT	3FG-FGA	PCT	FT-FTA	PCT	OFF	DEF	TOT	AST	PF-DQ	STL	TO	BLK	PTS	AVG	HI
LaVine	2-2	65	19-43	.442	1-10	.100	17-19	.895	1	10	11	8	3-0	3	3	1	56	28.0	35
Lopez	1-1	28	8-11	.727	0-1	.000	3-7	.429	0	3	3	0	2-0	0	4	1	19	19.0	19
Portis	2-0	42	10-20	.500	2-5	.400	4-4	1.000	1	7	8	1	6-0	1	2	1	26	13.0	15
Holiday	1-1	36	3-8	.375	2-6	.333	4-5	.800	0	6	6	4	2-0	1	1	0	12	12.0	12
Felicio	1-1	31	5-8	.625	0-0	---	1-2	.500	1	2	3	3	2-0	0	2	2	11	11.0	11
Payne	1-0	19	5-9	.556	1-3	.333	0-0	---	0	1	1	3	2-0	0	0	1	11	11.0	11
Dunn	1-1	29	4-12	.333	1-4	.250	1-2	.500	0	5	5	2	5-0	2	4	3	10	10.0	10
Valentine	2-0	45	7-19	.368	1-6	.167	1-1	1.000	1	4	5	6	6-0	0	3	0	16	8.0	11
Markkanen	2-2	68	6-15	.400	2-5	.400	1-2	.500	1	11	12	1	2-0	1	3	2	15	7.5	12
Grant	2-1	40	5-10	.500	1-2	.500	3-4	.750	1	7	8	11	2-0	0	0	0	14	7.0	14
Nwaba	2-1	46	6-10	.600	0-1	.000	2-4	.500	2	10	12	3	3-0	0	2	1	14	7.0	14
Arcidiacono	1-0	9	1-1	1.000	1-1	1.000	0-0	---	0	1	1	0	1-0	1	1	0	3	3.0	3
Zipser	1-0	10	1-3	.333	1-2	.500	0-0	---	0	0	0	0	3-0	0	0	1	3	3.0	3
Vonleh	1-0	14	3-4	.750	2-3	.667	0-0	---	1	5	6	1	0-0	1	0	0	8	8.0	8
<b>BULLS</b>	<b>480</b>	<b>83-173</b>	<b>.481</b>	<b>15-49</b>	<b>.306</b>	<b>37-50</b>	<b>.740</b>	<b>9</b>	<b>72</b>	<b>81</b>	<b>43</b>	<b>39-0</b>	<b>10</b>	<b>26</b>	<b>13</b>	<b>218</b>	<b>109.0</b>	<b>114</b>	
<b>TIMBERWOLVES</b>	<b>480</b>	<b>87-181</b>	<b>.480</b>	<b>19-57</b>	<b>.333</b>	<b>42-54</b>	<b>.778</b>	<b>21</b>	<b>76</b>	<b>97</b>	<b>44</b>	<b>37-0</b>	<b>14</b>	<b>26</b>	<b>8</b>	<b>235</b>	<b>117.5</b>	<b>122</b>	



## 2018-19 VS. CAVALIERS

Fri., Oct. 19 @ MIN 7:00 p.m.  
Mon., Nov. 26 @ CLE 6:00 p.m.

### TEAM INFORMATION

**Chairman:** Dan Gilbert  
**General Manager:** Koby Altman  
**Assistant General Manager:** Mike Gansey  
**Head Coach:** Tyrone Lue  
**Associate Head Coach:** Larry Drew  
**Assistant Coaches:** Mike Longabardi, James Posey, Damon Jones, Dan Geriot  
**Director of Player Development/Assistant Coach:** Mike Gernity  
**Head Athletic Trainer:** Steve Spiro

**EVP & Chief Communications Officer:** Tad Carper  
**Director of Basketball Communications:** B.J. Evans  
**Basketball Communications Senior Manager:** Jeff Schaefer  
**Basketball Communications Manager:** Cherome Owens  
**Basketball Communications Coordinator:** Alyssa Dombrowski  
**Senior Director of Corporate Communications:** Phyllis Salem

**Home Court:** Quicken Loans Arena (19,432; 1994)  
**Founded:** 1970-71  
**NBA Titles:** One (2015-16)

## SERIES FACTS

**OVERALL: 19-36 • HOME: 11-17 • ROAD: 8-19 • PRESEASON: 0-2**  
**Biggest Wolves Win:** 34 (129-95 - 12/04/10, Home)  
**Biggest Wolves Loss:** 33 (81-114 - 02/22/94, Road; 79-112 - 11/22/94, Road; and 81-114 - 01/29/02, Road)  
**Current Overall Streak:** L1 Home: W1 Road: L1  
**Last Wolves Win:** 127-99 @ Minnesota, 01/08/18  
**Last Wolves Loss:** 138-140\* @ Cleveland, 02/07/18

## GAME-BY-GAME

DATE	H/A	W/L	MIN-OPP	DATE	H/A	W/L	MIN-OPP
12/02/89	A	W	101-74	12/04/10	H	W	129-95
01/26/90	H	L	84-85	12/26/10	A	W	98-97
02/02/91	A	L	110-113*	01/06/12	H	L	87-98
03/22/91	H	W	110-105	12/07/12	H	W	91-73
01/07/92	H	L	98-113	02/11/13	A	W	100-92
02/02/92	A	L	95-106	11/04/13	A	L	93-92
01/09/93	A	L	93-116	11/13/13	H	W	124-95
03/04/93	H	L	95-103	12/23/14	A	L	104-125
02/18/94	H	L	78-85	01/31/15	H	L	90-106
02/22/94	A	L	81-114	01/08/16	H	L	99-125
11/22/94	A	L	79-112	01/25/16	A	L	107-114
03/17/95	H	W	80-77	02/01/17	A	L	97-125
12/15/95	H	L	88-100	02/14/17	H	L	108-116
12/19/95	A	L	95-100	01/08/18	H	W	127-99
12/14/96	H	L	93-101	02/07/18	A	L	138-140*
12/30/96	A	L	96-108				
11/21/97	H	L	80-103				
02/02/98	A	L	99-109				
12/20/99	A	W	100-94				
03/21/00	H	W	111-107*				
02/01/01	A	W	90-81				
03/18/01	H	W	91-76				
11/13/01	H	L	103-107				
01/29/02	A	L	81-114				
02/12/03	A	W	102-91				
02/28/03	H	W	118-95				
11/21/03	A	W	97-83				
02/06/04	H	W	103-92				
12/21/04	A	L	97-107				
02/17/05	H	W	94-88				
11/26/05	A	W	89-85				
02/08/06	H	L	91-97				
11/17/06	A	L	76-92				
04/03/07	H	L	88-101				
11/21/07	H	L	86-97				
02/29/08	A	L	84-92				
12/17/08	H	L	70-93				
03/27/09	A	L	85-107				
10/30/09	H	L	87-104				
01/27/10	A	L	95-109				

## 2017-18 WOLVES VS. CAVALIERS (1-1)

DATE	SITE	FINAL SCORE	WOLVES HIGH	CAVALIERS HIGH	ATTENDANCE
01/08/18	Minnesota	W 127-99	Wiggins 25	Green 22	18,978
02/07/18	Cleveland	L 138-140 (OT)	Butler 35	James 37	20,562

## MINNESOTA VS. CLEVELAND

PLAYER	G-GS	MIN	FG-FGA	PCT	3FG-FGA	PCT	FT-FTA	PCT	OFF	DEF	TOT	AST	PF-DQ	STL	TO	BLK	PTS	AVG	HI
Butler	2-2	74	21-34	.618	8-11	.727	6-7	.857	2	11	13	15	3-0	5	4	0	56	28.0	35
Towns	2-2	67	18-23	.783	7-8	.875	6-6	1.000	4	18	22	5	5-0	1	5	3	49	24.5	30
Wiggins	2-2	71	16-32	.500	6-14	.429	6-8	.750	2	6	8	2	5-0	0	2	0	44	22.0	25
Teague	1-1	39	6-12	.500	2-4	.500	0-0	---	0	3	3	15	4-0	1	1	0	14	14.0	14
Crawford	2-0	39	11-22	.500	4-9	.444	0-1	.000	0	1	1	3	1-0	0	1	0	26	13.0	16
Gibson	2-2	66	12-21	.571	0-1	.000	1-1	1.000	4	14	18	3	4-0	0	0	3	25	12.5	16
Dieng	2-0	42	8-17	.471	0-2	.000	5-6	.833	4	8	12	3	5-0	1	2	0	21	10.5	11
Bjelica	2-0	35	5-11	.455	2-7	.286	0-0	---	0	8	8	2	5-0	0	0	0	12	6.0	7
Brooks	1-0	17	2-4	.500	0-1	.000	0-0	---	2	1	3	2	2-0	1	0	0	4	4.0	4
Georges-Hunt	1-0	9	2-4	.500	0-2	.000	0-0	---	0	0	0	0	0-0	0	0	0	4	4.0	4
Muhammad	1-0	4	2-3	.667	0-0	---	0-0	---	0	1	1	0	0-0	0	0	0	4	4.0	4
Jones	2-1	42	3-10	.300	0-5	.000	0-0	---	1	1	2	13	2-0	4	1	0	6	3.0	6
TIMBERWOLVES	505	106-193	.549	29-64	.453	24-29	.828	19	72	91	63	36-0	13	17	6	265	132.5	138	
CAVALIERS	505	89-172	.517	34-79	.430	27-39	.692	15	63	78	59	36-0	5	30	5	239	119.5	140	

## CLEVELAND VS. MINNESOTA

PLAYER	G-GS	MIN	FG-FGA	PCT	3FG-FGA	PCT	FT-FTA	PCT	OFF	DEF	TOT	AST	PF-DQ	STL	TO	BLK	PTS	AVG	HI
James	2-2	75	20-30	.667	6-10	.600	1-5	.200	2	16	18	20	5-0	1	8	3	47	23.5	37
Green	2-0	56	13-21	.619	3-5	.600	6-9	.667	3	6	9	5	4-0	0	4	0	35	17.5	22
Korver	2-0	41	12-18	.667	9-14	.643	0-0	---	1	3	4	6	6-0	0	1	0	33	16.5	19
Wade	1-0	24	4-9	.444	0-1	.000	5-5	1.000	0	4	4	6	2-0	0	3	1	13	13.0	13
Thompson	2-1	52	10-13	.769	0-0	---	3-5	.600	4	9	13	3	4-0	1	1	0	23	11.5	17
Smith	2-2	61	7-21	.333	6-17	.353	2-2	1.000	1	3	4	1	2-0	0	1	0	22	11.0	20
Thomas	2-2	50	7-19	.368	4-10	.400	4-4	1.000	1	3	4	10	2-0	0	6	0	22	11.0	13
Osman	2-0	38	5-8	.625	3-5	.600	2-3	.667	1	5	6	0	3-0	1	2	0	15	7.5	9
Crowder	2-2	45	5-10	.500	1-5	.200	3-4	.750	0	6	6	2	6-0	1	0	1	14	7.0	10
Frye	2-0	26	4-13	.308	1-8	.125	0-0	---	1	6	7	0	1-0	1	2	0	9	4.5	5
Love	1-1	21	1-7	.143	1-4	.250	0-0	---	1	1	2	0	0-0	0	0	0	3	3.0	3
Rose	1-0	7	1-3	.333	0-0	---	1-2	.500	0	0	0	3	0-0	0	0	0	3	3.0	3
Calderon	1-0	9	0-0	---	0-0	---	0-0	---	0	1	1	3	1-0	0	0	0	0	0.0	0
CAVALIERS	505	89-172	.517	34-79	.430	27-39	.692	15	63	78	59	36-0	5	30	5	239	119.5	140	
TIMBERWOLVES	505	106-193	.549	29-64	.453	24-29	.828	19	72	91	63	36-0	13	17	6	265	132.5	138	





## 2018-19 VS. MAVERICKS

Sat., Oct. 20 @ DAL 7:30 p.m.  
Fri., Jan. 11 @ MIN 7:00 p.m.  
Wed., Apr. 3 @ DAL 7:30 p.m.

## TEAM INFORMATION

Owner: Mark Cuban  
President of Basketball Operations/General Manager: Donn Nelson  
Assistant General Manager: Keith Grant  
Head Coach: Rick Carlisle  
Assistant Coaches: Stephen Sila, Jamahl Mosley, Larry Shyatt, Darrell Armstrong, Mike Weiner  
Head Athletic Trainer: Casey Smith

Vice President of Basketball Communications: Sarah Melton  
Director of Basketball Communications: Scott Tomlin  
Basketball Communications Manager: Alan Rakowski  
Vice President of Corporate Communications and Events: Erin Finegold

Home Court: American Airlines Center (19,200; 2001)  
Founded: 1980-81  
NBA Titles: One (2010-11)

## 2017-18 WOLVES VS. MAVERICKS (4-0)

DATE	SITE	FINAL SCORE	WOLVES HIGH	MAVERICKS HIGH	ATTENDANCE
11/04/17	Minnesota	W 112-99	Towns 31	Smith 18	16,837
11/17/17	Dallas	W 111-87	Butler 21	Barnes 18	19,459
12/10/17	Minnesota	W 97-92	Towns 28	Barnes 19	13,094
03/30/18	Dallas	W 93-92	Crawford 24	Barnes 19	20,244

## MINNESOTA VS. DALLAS

PLAYER	G-GS	MIN	FG-FGA	PCT	3FG-FGA	PCT	FT-FTA	PCT	OFF	DEF	TOT	AST	PF-DQ	STL	TO	BLK	PTS	AVG	HI
Towns	4-4	151	34-64	.531	6-20	.300	21-23	.913	13	42	55	9	13-0	5	11	3	95	23.8	31
Butler	3-3	112	18-43	.419	5-13	.385	6-7	.857	0	21	21	16	6-0	4	4	0	47	15.7	22
Crawford	4-0	81	24-41	.585	6-13	.462	6-6	1.000	0	8	8	4	3-0	3	6	0	60	15.0	24
Teague	4-4	150	23-58	.397	4-14	.286	10-16	.625	2	13	15	7	9-0	6	7	4	60	15.0	23
Gibson	4-4	122	18-39	.462	7-18	.389	6-6	1.000	2	12	14	27	12-0	3	14	3	49	12.3	15
Bjelica	3-1	62	7-12	.583	5-7	.714	0-0	---	12	24	36	7	6-0	4	4	3	40	10.0	12
Jones	4-0	69	7-14	.500	4-7	.571	3-4	.750	0	5	5	10	4-0	1	3	0	21	5.3	9
Dieng	4-0	57	4-12	.333	0-1	.000	3-4	.750	3	13	16	6	7-0	2	3	1	11	2.8	4
Muhammad	2-0	18	2-5	.400	0-3	.000	1-2	.500	1	2	3	1	3-0	1	1	0	5	2.5	4
Brooks	2-0	3	1-2	.500	1-1	1.000	0-0	---	0	0	0	1	1-0	0	0	0	3	1.5	3
Aldrich	1-0	2	0-0	---	0-0	---	1-2	.500	0	1	1	0	0-0	0	0	0	1	1.0	1
Georges-Hunt	2-0	3	1-1	1.000	0-0	---	0-0	---	1	0	1	1	0-0	1	0	0	2	1.0	2
TIMBERWOLVES	960	153-318	.481	38-98	.388	69-83	.831	36	149	185	93	70-0	31	57	17	413	103.3	112	
MAVERICKS	960	147-339	.434	40-124	.323	36-45	.800	30	121	151	81	78-0	21	51	15	370	92.5	99	

## DALLAS VS. MINNESOTA

PLAYERS	G-GS	MIN	FG-FGA	PCT	3FG-FGA	PCT	FT-FTA	PCT	OFF	DEF	TOT	AST	PF-DQ	STL	TO	BLK	PTS	AVG	HI
Barnes	4-4	130	30-62	.484	5-14	.357	8-9	.889	6	11	17	6	6-0	3	5	0	73	18.3	19
Smith	3-3	79	18-43	.419	4-11	.364	3-4	.750	2	9	11	12	7-0	4	10	0	43	14.3	18
Barea	3-0	62	12-27	.444	3-12	.250	10-12	.833	0	6	6	14	4-0	0	5	0	37	12.3	16
Fennell	4-1	105	19-41	.463	5-16	.313	0-1	1.000	1	13	14	11	9-0	2	6	0	43	10.8	14
Nowitzki	4-4	97	16-35	.457	5-15	.333	2-2	1.000	0	21	21	4	8-0	2	2	1	39	9.8	15
Harris	3-0	52	10-19	.526	3-7	.429	6-8	.750	2	2	4	6	10-0	2	6	0	29	9.7	15
Matthews	3-3	98	11-38	.289	5-18	.278	0-0	---	0	7	7	8	3-0	1	1	1	27	9.0	14
Kleber	4-2	107	11-22	.500	5-14	.357	3-4	.750	3	14	17	4	7-0	0	4	5	30	7.5	16
Finney-Smith	1-1	26	2-8	.250	1-5	.200	0-0	---	0	3	3	2	0-0	0	3	0	5	5.0	5
McDermott	1-0	14	3-6	.500	2-2	1.000	0-0	---	0	1	1	0	0-0	0	1	0	8	8.0	8
Powell	4-1	60	5-12	.417	1-3	.333	2-3	.667	7	8	15	7	10-0	2	4	0	13	3.3	6
Clavell	1-0	10	1-3	.333	1-3	.333	0-0	---	0	0	0	0	1-0	0	0	0	3	3.0	3
Noel	3-0	45	4-8	.500	0-0	---	0-0	---	5	13	18	1	2-0	1	1	3	8	2.7	4
Cleveland	2-0	25	2-6	.333	0-0	---	0-0	---	0	4	4	0	4-0	3	0	2	4	2.0	2
Harrison	1-0	15	1-4	.250	0-2	.000	0-0	---	0	2	2	2	1-0	0	0	0	2	2.0	2
Mejri	3-1	34	2-4	.500	0-1	.000	2-2	1.000	4	7	11	4	6-0	1	2	3	6	2.0	6
Whitney	1-0	2	0-1	.000	0-1	.000	0-0	---	0	0	0	0	0-0	0	0	0	0	0.0	0
MAVERICKS	960	147-339	.434	40-124	.323	36-45	.800	30	121	151	81	78-0	21	51	15	370	92.5	99	
TIMBERWOLVES	960	153-318	.481	38-98	.388	69-83	.831	36	149	185	93	70-0	31	57	17	413	103.3	112	

## SERIES FACTS

OVERALL: 50-66 • HOME: 26-32 • ROAD: 24-34 • PLAYOFFS: 0-3 • PRESEASON: 1-0  
Biggest Wolves Win: 32 (103-71 - 01/02/93, Home)  
Biggest Wolves Loss: 27 (101-128 - 02/28/16, Away)  
Current Overall Streak: W5 Home: W4 Road: W2  
Last Wolves Win: 93-92 @ Dallas, 03/30/18  
Last Wolves Loss: 87-98 @ Dallas, 01/15/17

## GAME-BY-GAME

DATE	H/A	W/L	MIN-OPP	DATE	H/A	W/L	MIN-OPP	DATE	H/A	W/L	MIN-OPP
11/24/89	A	L	89-99	01/10/01	H	L	86-106	11/08/13	H	W	116-108
12/13/89	H	L	87-90	03/15/01	A	L	83-103	11/30/13	A	W	112-106
02/08/90	A	L	77-90	03/21/01	H	W	109-97	12/30/13	H	L	98-100
02/25/90	H	L	82-87	04/18/01	A	L	100-120	03/19/14	A	W	123-122*
03/30/90	A	W	84-82								
11/02/90	H	W	98-85	12/15/01	A	L	117-125	11/15/14	A	L	117-131
11/20/90	A	W	92-91*	12/18/01	H	L	103-107	01/21/15	H	L	75-98
01/02/91	H	W	115-95	02/19/02	A	W	117-100	02/02/15	A	L	94-100
02/26/91	H	W	100-94	03/28/02	H	W	113-111				
04/17/91	A	L	100-102	01/30/03	A	L	109-112	01/10/16	H	L	87-93
11/06/91	H	L	94-97	02/11/03	H	W	100-98	01/20/16	A	L	94-106*
11/30/91	A	L	78-79	03/10/03	A	W	92-83	02/28/16	A	L	101-128
02/21/92	A	L	94-109	03/30/03	H	L	95-119	04/03/16	H	L	78-88
02/26/92	H	W	106-105	11/29/03	A	L	88-92	01/09/17	H	W	101-92
04/03/92	A	W	104-95	12/18/03	H	W	114-109	01/15/17	A	L	87-98
				01/03/04	A	L	112-119	02/24/17	H	W	97-84
11/10/92	H	W	118-104	03/03/04	H	W	121-97	11/04/17	H	W	112-99
12/10/92	A	W	111-88					11/17/17	A	W	111-87
01/02/93	H	W	103-71	11/22/04	A	W	83-82	12/10/17	H	W	97-92
02/26/93	H	W	99-89	12/07/04	H	L	87-97	03/30/18	A	W	93-92
04/23/93	A	L	100-103	03/13/05	H	L	93-102				
				03/15/05	A	W	100-91				
11/12/93	H	L	99-115								
12/23/93	H	L	89-93	12/18/05	A	L	95-102				
01/12/94	A	W	103-85	01/04/06	H	W	91-78				
02/02/94	H	L	88-92	01/07/06	A	L	79-83				
02/08/94	A	L	105-109*								
04/24/94	A	L	102-116	11/27/06	A	L	87-93				
				02/03/07	A	L	93-94				
11/29/94	A	L	83-84	02/27/07	H	L	65-91				
01/27/95	A	W	102-94	04/11/07	H	L	88-105				
02/01/95	H	L	83-104								
03/22/95	H	L	96-99	11/28/07	A	L	103-109				
04/07/95	A	L	94-111	01/06/08	H	L	78-101				
				02/24/08	H	L	83-99				
12/23/95	H	W	111-98								
02/03/96	A	W	105-96	11/01/08	H	L	85-95				
02/05/96	H	W	104-92	12/30/08	A	L	100-107				
03/22/96	A	W	110-84	03/31/09	H	L	88-108				
				04/13/09	A	L	94-96				
11/14/96	H	W	100-90								
01/30/97	A	W	92-82	11/13/09	H	L	77-89				
02/27/97	A	W	107-105**	02/05/10	A	W	117-108				
04/16/97	H	L	77-92	03/03/10	A	L	109-112				
				03/08/10	H	L	112-125				
01/17/98	A	W	113-110*								
02/15/98	H	W	105-99*	12/01/10	A	L	86-100				
03/03/98	H	L	99-110	03/07/11	H	L	105-108				
03/23/98	A	L	87-91	03/24/11	A	L	96-104				
03/30/99	H	W	98-78	01/01/12	H	W	99-82				
04/05/99	H	W	100-93	01/25/12	A	W	105-90				
04/15/99	A	L	95-101	02/10/12	H	L	97-104				
12/04/99	H	L	84-103	11/12/12	A	W	90-82				
12/18/99	A	W	108-104	12/15/12	H	W	114-106*				
03/09/00	A	W	100-79	01/14/13	A	L	98-113				
04/19/00	H	L	107-113	03/10/13	H	L	77-100				



## 2018-19 VS. NUGGETS

Wed., Nov. 21 @ MIN 7:00 p.m.  
Sat., Feb. 2 @ MIN 8:00 p.m.  
Tue., Mar. 12 @ DEN 9:30 p.m.  
Wed., Apr. 10 @ DEN 9:30 p.m.

## TEAM INFORMATION

**Owner:** E. Stanley Kroenke  
**President & Governor:** Josh Kroenke  
**President of Basketball Operations:** Tim Connelly  
**General Manager:** Arturas Karnisovas  
**Assistant General Manager:** Calvin Booth  
**Head Coach:** Michael Malone  
**Assistant Coaches:** Wes Unseld Jr., David Adelman, Jordi Fernandez, Bob Weiss, Ryan Bowen, Charles Klask  
**Head Athletic Trainer:** Dan Shimensky

**Director, Media Relations:** Nick O'Hayre  
**Manager, Media Relations:** Cody Wise  
**Coordinator, Media Relations:** Steven Blevins

**Home Court:** Pepsi Center (19,520; 1999)  
**Founded:** 1967-68 - Denver Rockets; 1974-75 - Denver Nuggets; entered NBA - 1976-77  
**NBA Titles:** None

## SERIES FACTS

**OVERALL:** 49-73 • **HOME:** 28-33 • **ROAD:** 21-40 • **PLAYOFFS:** 4-1 • **PRESEASON:** 3-2  
**Biggest Wolves Win:** 27 (107-80 - 02/13/98, Road; 117-90 - 02/12/14, Home)  
**Biggest Wolves Loss:** 29 (102-131 - 04/26/12, Home)  
**Current Overall Streak:** W1 Home: W3 Road: L1  
**Last Wolves Win:** 112-106\* @ Minnesota, 04/11/18  
**Last Wolves Loss:** 96-100 @ Denver, 04/05/18

## GAME-BY-GAME

DATE	H/A	W/L	MIN-OPP	DATE	H/A	W/L	MIN-OPP	DATE	H/A	W/L	MIN-OPP
11/22/89	H	L	93-96	11/08/00	A	L	107-109*	11/21/12	H	L	94-101
03/07/90	H	L	73-86	11/29/00	H	L	100-107	12/12/12	H	W	108-105
03/18/90	A	L	98-103	03/02/01	A	W	89-71	01/03/13	A	W	101-97
04/17/90	H	L	89-99	03/23/01	H	W	101-90	03/09/13	A	L	88-111
04/22/90	A	L	108-115								
				12/26/01	A	W	94-91	11/15/13	A	L	113-117
11/15/90	A	L	108-121	02/15/02	H	L	98-99	11/27/13	H	L	110-117
01/21/91	A	L	110-115	04/04/02	A	L	87-88	02/12/14	H	W	117-90
02/18/91	H	W	128-114	04/17/02	H	W	104-90	03/03/14	A	W	132-128
03/14/91	A	L	105-112								
04/04/91	H	W	134-122	10/30/02	H	W	83-77	12/26/14	A	L	102-106
				12/09/02	A	W	92-84	01/05/15	H	L	101-110
11/07/91	A	L	77-88	01/13/03	H	W	89-75	01/17/15	A	W	113-105
11/27/91	H	W	101-92	02/19/03	A	W	85-77	03/04/15	H	L	85-100
02/03/92	H	W	114-99								
03/23/92	H	L	95-100	11/18/03	H	W	89-76	10/30/15	A	W	95-78
03/31/92	A	W	121-114*	01/26/04	A	W	97-95	12/11/15	A	L	108-111*
				03/21/04	H	W	98-77	12/15/15	H	L	100-112
11/21/92	A	L	118-131	03/24/04	A	L	92-101	01/06/16	H	L	74-78
01/15/93	H	W	99-89								
01/25/93	A	L	97-102	11/04/04	A	L	92-94*	11/03/16	H	L	99-102
03/16/93	H	W	100-97	01/14/05	A	W	93-83	12/28/16	A	L	103-105
04/04/93	A	L	94-120	02/09/05	H	W	98-92	01/22/17	H	W	111-108
				04/08/05	H	L	104-107	02/15/17	A	W	112-99
11/20/93	H	L	89-90								
12/26/93	A	L	97-100	11/13/05	A	L	91-102	12/20/17	A	W	112-104
01/05/94	H	W	109-95	01/13/06	H	W	103-89	12/27/17	H	W	128-125
03/06/94	A	L	97-117	02/24/06	H	L	101-102*	04/05/18	A	L	96-100
04/17/94	H	L	88-99	03/31/06	A	L	94-106	04/11/18	H	W	112-106*
11/04/94	A	L	108-130	11/03/06	A	W	112-109				
12/06/94	H	L	95-102	12/01/06	H	L	92-106				
01/03/95	H	L	99-108**	02/14/07	H	W	99-94				
02/28/95	A	L	101-114	04/16/07	A	L	107-122				
04/10/95	H	L	107-114								
04/19/95	A	L	81-106	11/02/07	H	L	91-99				
				11/23/07	A	L	93-99				
12/02/95	A	L	105-109	01/04/08	H	L	107-118				
01/30/96	H	L	86-88	01/19/08	A	L	108-111				
04/02/96	A	L	78-86								
04/14/96	H	L	91-98	11/16/08	A	L	84-90				
				11/29/08	H	L	97-106				
11/29/96	A	W	108-103	12/10/08	A	L	105-116				
12/28/96	H	W	103-96*	04/05/09	H	L	87-110				
03/07/97	H	W	96-83								
03/26/97	A	W	102-100	11/25/09	H	L	111-124				
				11/29/09	A	W	106-100				
11/28/97	A	L	84-95	01/11/10	A	L	94-105				
01/03/98	H	W	109-87	03/10/10	H	L	102-110				
02/13/98	A	W	107-80								
03/20/98	H	W	104-88	12/18/10	A	L	113-115				
				12/29/10	H	L	113-119				
02/05/99	A	W	110-92	02/05/11	H	L	100-113				
03/19/99	A	W	105-101	04/09/11	A	L	106-130				
04/02/99	H	W	107-88								
				02/20/12	A	L	101-103*				
11/26/99	A	L	105-114	03/25/12	H	W	117-100				
11/30/99	H	W	109-92	04/11/12	A	L	107-113				
02/05/00	A	W	105-97*	04/26/12	H	L	102-131				
02/15/00	H	L	104-107*								

## 2017-18 WOLVES VS. NUGGETS (3-1)

DATE	SITE	FINAL SCORE	WOLVES HIGH	NUGGETS HIGH	ATTENDANCE
12/20/17	Denver	W 112-104	Butler/Towns 25	Murray 30	17,002
12/27/17	Minnesota	W 128-125	Butler 39	Barton 28	18,978
04/05/18	Denver	L 96-100	Towns 26	Murray 22	16,415
04/11/18	Minnesota	W 112-106*	Butler 31	Jokic 35	18,978

## MINNESOTA VS. DENVER

PLAYER	G-GS	MIN	FG-FGA	PCT	3FG-FGA	PCT	FT-FTA	PCT	OFF	DEF	TOT	AST	PF-DQ	STL	TO	BLK	PTS	AVG	HI
Butler	3-3	119	28-56	.500	5-14	.357	34-39	.872	3	8	11	14	4-0	4	7	1	95	31.7	39
Towns	4-4	152	39-63	.619	6-10	.600	7-7	1.000	13	37	50	14	18-2	4	7	4	91	22.8	26
Teague	4-4	146	22-52	.423	5-19	.263	10-12	.833	1	12	13	31	8-0	5	5	0	59	14.8	17
Gibson	4-4	143	25-44	.568	0-1	.000	7-9	.778	9	20	29	4	18-1	3	1	3	57	14.3	20
Wiggins	4-4	152	19-46	.413	9-17	.529	8-15	.533	1	18	19	8	9-0	2	2	2	55	13.8	21
Crawford	4-0	92	18-41	.439	5-15	.333	2-2	1.000	1	4	5	14	5-0	2	4	1	43	10.8	20
Dieng	4-0	63	9-20	.450	2-8	.250	2-4	.500	4	16	20	3	9-0	3	0	1	22	5.5	6
Bjelica	3-1	56	4-16	.250	2-8	.250	1-2	.500	3	9	12	3	6-0	4	1	0	11	3.7	10
Rose	2-0	26	3-7	.429	0-1	.000	0-0	---	0	1	1	0	1-0	1	1	0	6	3.0	4
Jones	4-0	53	4-11	.364	1-7	.143	0-0	---	0	6	6	10	6-0	2	2	0	9	2.3	4
Georges-Hunt	2-0	8	0-1	.000	0-0	---	0-0	---	0	0	0	0	0-0	0	0	0	0	0.0	0
TIMBERWOLVES	10-10	171-357	.479	35-100	.350	71-90	.789	35	131	166	101	84-3	30	31	12	448	112.0	128	
NUGGETS	10-10	154-342	.450	52-135	.385	75-95	.789	42	142	184	93	81-0	16	57	18	435	108.8	125	

## DENVER VS. MINNESOTA

PLAYER	G-GS	MIN	FG-FGA	PCT	3FG-FGA	PCT	FT-FTA	PCT	OFF	DEF	TOT	AST	PF-DQ	STL	TO	BLK	PTS	AVG	HI
Jokic	4-4	159	31-68	.456	8-22	.364	25-28	.893	6	33	39	20	15-0	4	17	4	95	23.8	35
Murray	4-4	162	34-71	.479	12-28	.429	13-16	.813	6	13	19	18	13-0	3	5	1	93	23.3	30
Barton	4-2	150	28-62	.452	11-28	.393	5-8	.625	4	18	22	20	14-0	3	5	4	72	18.0	28
Lyles	3-0	60	13-22	.591	6-11	.545	6-6	1.000	0	11	11	1	6-0	0	2	1	38	12.7	23
Millsp	2-2	69	6-20	.300	1-5	.200	9-12	.750	3	11	14	2	5-0	0	3	2	22	11.0	12
D. Harris	2-0	31	8-14	.571	5-10	.500	3-3	1.000	0	5	5	2	2-0	0	2	0	24	12.0	20
G. Harris	2-1	63	7-20	.350	3-9	.333	3-4	.750	1	3	4	7	3-0	0	2	0	20	10.0	10
Plumlee	4-2	88	13-23	.565	0-0	---	7-14	.500	15	14	29	9	7-0	3	6	3	33	8.3	13
Chandler	4-4	148	9-28	.321	3-13	.231	2-2	1.000	6	23	29	9	10-0	2	6	2	23	5.8	10
Beasley	1-0	6	1-4	.250	1-3	.333	0-0	---	0	0	0	1	0-0	0	1	0	3	3.0	3
Craig	4-1	69	4-9	.444	2-6	.333	2-2	1.000	1	10	11	4	5-0	1	3	1	12	3.0	10
Arthur	1-0	5	0-1	.000	0-0	---	0-0	---	0	1	1	0	1-0	0	0	0	0	0.0	0
NUGGETS		1010	154-342	.450	52-135	.385	75-95	.789	42	142	184	93	81-0	16	57	18	435	108.8	125
TIMBERWOLVES		1010	171-357	.479	35-100	.350	71-90	.789	35	131	166	101	84-3	30	31	12	448	112.0	128



## 2018-19 VS. PISTONS

Wed., Dec. 19 @ MIN 7:00 p.m.  
Wed., Mar. 6 @ DET 6:00 p.m.

## TEAM INFORMATION

**Owner:** Tom Gores  
**Vice Chairman:** Arn Tellem  
**Associate General Manager:** Pat Garrity  
**Assistant General Managers:** Sachin Gupta, Malik Rose  
**Head Coach:** Dwane Casey  
**Assistant Coaches:** Sidney Lowe, Sean Sweeney, Micah Nori, Corey Gaines  
**Assistant Coach/Director of Player Development:** Tim Grgurich  
**Athletic Trainer:** Jim Scholler

**Vice President, Public Relations:** Kevin Grigg  
**Sr. Director, Public Relations:** Cletus Lewis  
**Coordinator, Public Relations:** Josh Schur

**Home Court:** Little Caesars Arena (20,491; 2017)  
**Founded:** 1948-49 - Fort Wayne Pistons; 1957-58 - Detroit Pistons  
**NBA Titles:** Three (1988-89, 1989-90, 2003-04)

## SERIES FACTS

**OVERALL: 28-29 • HOME: 16-13 • ROAD: 12-16 • PRESEASON: 11-5**  
Biggest Wolves Win: 27 (121-94 - 12/10/13, Road)  
Biggest Wolves Loss: 30 (83-113 - 02/19/96, Road)  
Current Overall Streak: L6 Home: L3 Road: L3  
Last Wolves Win: 112-101 @ Detroit, 02/08/15  
Last Wolves Loss: 97-100 @ Minnesota, 11/19/17

## GAME-BY-GAME

DATE	H/A	W/L	MIN-OPP	DATE	H/A	W/L	MIN-OPP
01/12/90	A	L	86-97	02/16/10	A	L	85-108
01/27/90	H	L	83-85	04/14/10	H	L	98-103
12/28/90	H	L	85-97	12/10/10	H	W	109-99
04/05/91	A	L	82-101	03/02/11	A	W	116-105
01/23/92	H	L	100-111	01/18/12	H	W	93-85
02/13/92	A	W	96-93	04/19/12	A	W	91-80
11/28/92	H	W	82-80	03/26/13	A	W	105-82
01/29/93	A	L	103-112	04/06/13	H	W	107-101
11/05/93	A	L	99-104	12/10/13	A	W	121-94
12/11/93	H	L	80-92	03/07/14	H	W	114-101
11/08/94	A	L	112-126	10/30/14	H	W	97-91
01/13/95	H	W	104-92	02/08/15	A	W	112-101
02/19/96	A	L	83-113	11/20/15	H	L	86-96
02/23/96	H	W	94-93	12/31/15	A	L	90-115
03/05/97	H	L	88-92	12/09/16	H	L	90-117
03/21/97	A	L	98-112	02/03/17	A	L	108-116
12/28/97	A	W	93-89	10/25/17	A	L	101-122
03/01/98	H	W	115-113**	11/19/17	H	L	97-100
04/11/99	H	W	88-79				
01/08/00	A	W	110-105				
04/10/00	H	W	102-100				
12/15/00	A	W	99-90				
02/28/01	H	W	111-100				
01/07/02	H	W	109-93				
01/23/02	A	L	83-104				
12/28/02	A	L	82-106				
02/21/03	H	W	103-96				
01/23/04	H	W	80-79				
02/20/04	A	W	88-87				
11/17/04	A	L	85-93				
01/24/05	H	W	86-83				
01/24/06	H	L	83-107				
02/01/06	A	L	74-90				
01/15/07	A	W	94-90*				
01/19/07	H	L	98-104**				
04/04/08	H	L	90-94				
04/15/08	A	L	103-115				
11/23/08	A	W	106-80				
01/28/09	H	L	89-98				



## 2017-18 WOLVES VS. PISTONS (0-2)

DATE	SITE	FINAL SCORE	WOLVES HIGH	PISTONS HIGH	ATTENDANCE
10/25/17	Detroit	L 101-122	Towns 23	Harris 34	13,790
11/19/17	Minnesota	L 97-100	Butler 26	Drummond 20	16,069

## MINNESOTA VS. DETROIT

PLAYER	G-GS	MIN	FG-FGA	PCT	3FG-FGA	PCT	FT-FTA	PCT	OFF	DEF	TOT	AST	PF-DQ	STL	TO	BLK	PTS	AVG	HI
Butler	1-1	42	10-15	.667	2-5	.400	4-6	.667	1	9	10	4	1-0	5	5	0	26	26.0	26
Wiggins	2-2	77	18-30	.600	1-6	.167	8-13	.615	0	5	5	2	3-0	4	8	3	45	22.5	24
Towns	2-2	74	14-29	.483	5-10	.500	6-6	1.000	2	17	19	4	3-0	0	4	1	39	19.5	23
Teague	2-2	68	9-21	.429	2-6	.333	1-2	.500	0	6	6	15	9-0	2	8	0	21	10.5	18
Gibson	2-2	56	7-15	.467	0-1	.000	2-2	1.000	4	5	9	4	10-1	1	2	3	16	8.0	10
Bjelica	2-0	39	5-9	.556	2-5	.400	2-2	1.000	2	3	5	2	1-0	0	1	0	14	7.0	7
Crawford	2-0	31	6-18	.333	2-8	.250	0-0	---	0	3	3	3	1-0	0	2	0	14	7.0	8
Dieng	2-0	25	4-8	.500	0-1	.000	1-2	.500	1	8	9	2	2-0	1	3	1	9	4.5	8
Muhammad	2-1	36	2-12	.167	0-3	.000	4-4	1.000	2	2	4	1	6-0	1	0	0	8	4.0	4
Jones	2-0	26	2-4	.500	0-1	.000	2-2	1.000	1	3	4	5	3-0	2	1	0	6	3.0	6
Aldrich	1-0	2	0-1	.000	0-0	---	0-0	---	0	0	0	0	0-0	0	0	0	0	0.0	0
Brooks	1-0	2	0-1	.000	0-1	.000	0-0	---	0	1	1	0	0-0	0	0	0	0	0.0	0
Georges-Hunt	1-0	2	0-0	---	0-0	---	0-0	---	0	0	0	0	0-0	0	0	0	0	0.0	0
<b>TIMBERWOLVES</b>	<b>480</b>	<b>77-163</b>	<b>.472</b>	<b>14-47</b>	<b>.298</b>	<b>30-39</b>	<b>.769</b>	<b>13</b>	<b>62</b>	<b>75</b>	<b>42</b>	<b>39-1</b>	<b>16</b>	<b>35</b>	<b>8</b>	<b>198</b>	<b>99.0</b>	<b>101</b>	
<b>PISTONS</b>	<b>480</b>	<b>87-175</b>	<b>.497</b>	<b>23-59</b>	<b>.390</b>	<b>25-37</b>	<b>.676</b>	<b>23</b>	<b>61</b>	<b>84</b>	<b>57</b>	<b>43-0</b>	<b>17</b>	<b>34</b>	<b>5</b>	<b>222</b>	<b>111.0</b>	<b>122</b>	

## DETROIT VS. MINNESOTA

PLAYER	G-GS	MIN	FG-FGA	PCT	3FG-FGA	PCT	FT-FTA	PCT	OFF	DEF	TOT	AST	PF-DQ	STL	TO	BLK	PTS	AVG	HI
Harris	2-2	76	20-40	.500	8-16	.500	4-5	.800	1	12	13	2	3-0	4	1	1	52	26.0	34
Bradley	2-2	64	16-31	.516	5-9	.556	1-3	.333	0	5	5	4	5-0	4	3	0	38	19.0	20
Drummond	2-2	61	14-25	.560	0-0	---	7-11	.636	16	15	31	8	7-0	3	11	3	35	17.5	20
Ellenson	1-0	21	6-12	.500	2-7	.286	0-0	---	0	5	5	1	0-0	0	1	0	14	14.0	14
Jackson	2-2	54	10-17	.588	3-6	.500	3-5	.600	2	2	4	12	6-0	1	4	0	26	13.0	16
Johnson	2-2	74	10-25	.400	2-13	.154	3-4	.750	1	6	7	5	5-0	3	2	0	25	12.5	15
Leuer	1-0	19	2-4	.500	0-0	---	3-4	.750	2	7	9	0	4-0	0	4	0	7	7.0	7
Tolliver	1-0	11	2-4	.500	1-3	.333	2-3	.667	0	0	0	1	3-0	0	1	0	7	7.0	7
Smith	2-0	40	5-10	.500	1-1	1.000	0-0	---	1	2	3	18	6-0	0	5	0	11	5.5	9
Galloway	2-0	21	2-5	.400	1-3	.333	0-0	---	0	2	2	4	1-0	1	0	1	5	2.5	5
Kennard	2-0	11	0-1	.000	0-0	---	2-2	1.000	0	2	2	1	0-0	1	2	0	2	1.0	2
Bullock	1-0	10	0-1	.000	0-1	.000	0-0	---	0	0	0	0	1-0	0	0	0	0	0.0	0
Moreland	2-0	16	0-0	---	0-0	---	0-0	---	0	3	3	1	2-0	0	0	0	0	0.0	0
PISTONS	480	87-175	.497	23-59	.390	25-37	.676	23	61	84	57	43-0	17	34	5	222	111.0	122	
TIMBERWOLVES	480	77-163	.472	14-47	.298	30-39	.769	13	62	75	42	39-1	16	35	8	198	99.0	101	



## 2018-19 VS. WARRIORS

Fri., Nov. 2 @ GSW 9:30 p.m.  
Mon., Dec. 10 @ GSW 9:30 p.m.  
Tue., Mar. 19 @ MIN 7:00 p.m.  
Fri., Mar. 29 @ MIN 7:00 p.m.

## TEAM INFORMATION

**Owner & CEO:** Joe Lacob  
**Owner:** Peter Guber  
**President, Basketball Operations/General Manager:** Bob Myers  
**Head Coach:** Steve Kerr  
**Assistant Coaches:** Ron Adams, Mike Brown, Jarron Collins, Bruce Fraser  
**Assistant Coaches/Director of Player Development:** Chris DeMarco  
**Assistant Coaches/Player Development:** Willie Green  
**Head Athletic Trainer:** Drew Yoder

**Vice President, Communications:** Raymond Ridder  
**Director, Public Relations:** Brett Winkler  
**Director, Basketball Communications:** Michael Ravina  
**Director, Publications & Statistical Information:** Darryl Arata  
**Assistant, Public Relations:** Cole Lawrence

**Home Court:** Oracle Arena (19,596; 1997)  
**Founded:** 1946-47 - Philadelphia Warriors; 1962-63 - San Francisco Warriors; 1971-72 - Golden State Warriors  
**NBA Titles:** Six (1946-47, 1955-56, 1974-75, 2014-15, 2016-17, 2017-18)

## SERIES FACTS

**OVERALL:** 45-64 • **HOME:** 26-29 • **ROAD:** 19-35 • **PRESEASON:** 3-1  
**Biggest Wolves Win:** 39 (122-83 - 02/23/01, Home)  
**Biggest Wolves Loss:** 41 (105-146 - 11/09/09, Road)  
**Current Overall Streak:** W1 Home: W2 Road: L3  
**Last Wolves Win:** 109-103 @ Minnesota, 03/11/18  
**Last Wolves Loss:** 113-126 @ Golden State, 01/25/18

## GAME-BY-GAME

DATE	H/A	W/L	MIN-OPP	DATE	H/A	W/L	MIN-OPP	DATE	H/A	W/L	MIN-OPP
11/14/89	H	W	101-98	12/11/01	H	W	107-86	12/08/14	H	L	86-102
01/23/90	A	L	102-109	01/19/02	A	W	105-102	12/27/14	A	L	97-110
02/04/90	H	L	95-105	03/26/02	H	L	106-115	02/11/15	H	L	91-94
03/20/90	A	L	101-105	04/08/02	A	W	100-93	04/11/15	A	L	101-110
12/22/90	A	L	102-115	12/05/02	A	W	114-98	11/12/15	H	L	116-129
01/19/91	H	W	121-113	01/08/03	H	W	102-95	03/21/16	H	L	104-109
02/12/91	A	L	105-126	01/17/03	A	L	98-107	04/05/16	A	W	124-117*
02/20/91	H	L	105-108	02/16/03	H	W	109-102	11/26/16	A	L	102-115
12/17/91	A	L	105-119	12/09/03	H	L	95-98	12/11/16	H	L	108-116
12/27/91	H	L	102-106*	01/28/04	A	L	90-97	03/10/17	H	W	103-102
03/18/92	A	L	120-123	02/27/04	H	W	91-81	04/04/17	A	L	107-121
04/14/92	H	L	100-122	04/09/04	A	W	92-74	11/08/17	A	L	101-125
11/07/92	H	L	119-121*	12/01/04	A	W	107-99	01/25/18	A	L	113-126
12/19/92	A	L	116-122*	03/02/05	H	L	93-99	03/11/18	H	W	109-103
03/26/93	H	L	91-94	04/13/05	H	W	116-100				
03/30/93	A	W	103-100								
12/02/93	A	W	103-91	02/04/06	A	L	77-109				
02/27/94	H	W	107-100	03/05/06	H	W	103-90				
04/01/94	A	L	109-146	03/16/06	A	L	97-105				
04/09/94	H	L	105-117	04/02/06	H	W	106-104*				
11/15/94	A	W	114-112	02/07/07	H	W	121-93				
02/07/95	H	W	109-100	03/16/07	A	L	86-106				
04/01/95	A	W	126-104	04/15/07	A	L	108-121				
04/12/95	H	L	109-123								
01/05/96	A	L	119-122*	12/19/07	H	L	98-111				
01/17/96	H	W	98-88	12/26/07	A	L	101-105				
04/06/96	A	L	106-111	01/15/08	H	L	98-105				
04/17/96	H	L	103-109	01/21/08	A	W	109-108				
12/18/96	A	L	96-123	11/11/08	A	L	110-113*				
01/18/97	H	W	108-93	01/02/09	H	W	115-108				
02/21/97	H	W	101-82	03/03/09	H	L	94-118				
03/30/97	A	W	113-102	04/08/09	A	W	105-97				
10/31/97	H	W	129-113	11/09/09	A	L	105-146				
11/08/97	A	W	97-90	01/06/10	H	L	101-107				
01/12/98	H	W	103-87	04/07/10	H	L	107-116				
03/11/98	A	W	113-84	11/27/10	H	L	94-104				
02/15/99	A	L	99-101	12/14/10	A	L	99-108				
03/02/99	H	W	89-78	02/27/11	H	W	126-123				
03/11/99	A	L	82-89	03/13/11	A	L	77-100				
04/30/99	H	W	90-85	03/19/12	A	W	97-93				
12/11/99	H	L	76-104	04/04/12	H	L	94-97				
01/23/00	A	W	99-81	04/22/12	H	L	88-93				
02/22/00	H	W	112-89	11/16/12	H	L	98-106				
04/17/00	A	W	101-96	11/24/12	A	L	85-96				
11/15/00	H	W	92-90	02/24/13	H	L	99-100				
11/25/00	A	L	93-114	04/09/13	A	L	89-105				
12/19/00	A	L	99-120	11/06/13	H	L	93-106				
02/23/01	H	W	122-83	01/24/14	A	W	121-120				
				04/14/14	A	L	120-130				

## 2017-18 WOLVES VS. WARRIORS (1-2)

DATE	SITE	FINAL SCORE	WOLVES HIGH	WARRIORS HIGH	ATTENDANCE
11/08/17	Golden State	L 101-125	Wiggins 17	Thompson 28	19,596
01/25/18	Golden State	L 113-126	Towns 31	Durant 28	19,596
03/11/18	Minnesota	W 109-103	Towns 31	Durant 39	18,978

## MINNESOTA VS. GOLDEN STATE

PLAYER	G-GS	MIN	FG-FGA	PCT	3FG-FGA	PCT	FT-FTA	PCT	13	DEF	TOT	AST	PF-DQ	STL	TO	BLK	PTS	AVG	HI
Towns	3-3	102	31-59	.525	4-14	.286	12-18	.667	13	26	39	8	7-0	2	4	0	78	26.0	31
Wiggins	3-3	107	19-48	.396	3-10	.300	9-10	.900	2	13	15	9	7-0	6	6	1	50	16.7	23
Teague	3-3	106	14-35	.400	2-10	.200	11-15	.733	1	6	7	22	8-0	6	8	1	41	13.7	17
Crawford	3-0	66	16-33	.485	2-11	.182	5-5	1.000	2	3	5	8	2-0	1	4	0	39	13.0	21
Gibson	3-3	99	16-35	.457	0-1	.000	5-5	1.000	9	21	30	3	6-0	1	2	2	37	12.3	14
Butler	1-1	31	5-12	.417	1-2	.500	0-0	---	0	3	3	5	1-0	2	1	0	11	11.0	11
Bjelica	3-2	91	9-24	.375	5-12	.417	1-2	.500	2	12	14	8	6-0	6	1	2	24	8.0	11
Dieng	3-0	42	8-19	.421	0-1	.000	3-5	.600	4	8	12	1	2-0	3	2	0	19	6.3	9
Muhammad	1-0	15	2-6	.333	0-0	---	1-2	.500	0	0	0	1	0-0	0	0	0	5	5.0	5
Jones	3-0	38	5-9	.556	0-2	.000	2-2	1.000	1	6	7	4	0-0	4	2	0	12	4.0	8
Brooks	1-0	3	1-2	.500	0-1	.000	1-2	.500	0	0	0	1	0-0	0	0	0	3	3.0	3
Rose	1-0	7	1-5	.200	0-0	---	0-0	---	1	0	1	2	0-0	0	2	0	2	2.0	2
Georges-Hunt	2-0	13	1-1	1.000	0-0	---	0-0	---	0	1	1	1	5-0	0	0	0	2	1.0	2
TIMBERWOLVES	720	128-288	.444	17-64	.266	50-66	.758	35	99	134	73	44-0	31	34	6	323	107.7	113	
WARRIORS	720	133-265	.502	46-109	.422	42-54	.778	26	116	142	96	57-0	25	48	25	354	118.0	126	

## GOLDEN STATE VS. MINNESOTA

PLAYER	G-GS	MIN	FG-FGA	PCT	3FG-FGA	PCT	FT-FTA	PCT	OFF	DEF	TOT	AST	PF-DQ	STL	TO	BLK	PTS	AVG	HI
Durant	2-2	75	21-51	.412	11-21	.524	14-14	1.000	3	19	22	15	5-0	2	6	6	67	33.5	39
Thompson	3-3	109	28-55	.509	16-33	.485	2-3	.667	0	14	14	11	3-0	2	8	2	74	24.7	28
Curry	2-2	67	16-30	.533	7-16	.438	8-9	.889	2	11	13	17	4-0	5	7	1	47	23.5	25
Iguodala	2-1	46	8-13	.615	2-4	.500	3-7	.429	4	4	8	4	4-0	1	0	2	21	10.5	11
Green	3-3	95	10-22	.455	2-12	.167	4-6	.667	0	22	22	16	2-0	4	8	6	26	8.7	10
Pachulia	3-2	57	11-18	.611	0-0	---	3-5	.600	7	15	22	8	5-0	1	2	3	25	8.3	16
Casspi	2-0	27	6-8	.750	1-1	1.000	3-5	.600	2	3	5	1	7-0	2	2	3	16	8.0	13
McCaw	1-0	17	3-4	.750	2-3	.667	0-0	---	0	1	1	1	3-0	1	1	0	8	8.0	8
West	2-0	24	7-12	.583	0-0	---	2-2	1.000	1	5	6	4	3-0	1	5	1	16	8.0	10
Livingston	3-0	55	10-17	.588	0-0	---	2-2	1.000	2	7	9	9	3-0	0	2	0	22	7.3	8
Young	3-0	58	6-19	.316	5-17	.294	1-1	1.000	1	4	5	5	5-0	5	0	1	18	6.0	12
Cook	1-1	29	2-7	.286	0-2	.000	0-0	---	0	4	4	2	3-0	0	3	0	4	4.0	4
McGee	2-1	24	4-5	.800	0-0	---	0-0	---	2	3	5	0	4-0	1	0	0	8	4.0	6
Looney	3-0	32	1-4	.250	0-0	---	0-0	---	1	3	4	2	5-0	0	3	0	2	0.7	2
Bell	1-0	6	0-0	---	0-0	---	0-0	---	1	1	2	1	1-0	0	0	0	0	0.0	0
WARRIORS	720	133-265	.502	46-109	.422	42-54	.778	26	116	142	96	57-0	25	48	25	354	118.0	126	
TIMBERWOLVES	720	128-288	.444	17-64	.266	50-66	.758	35	99	134	73	44-0	31	34	6	323	107.7	113	





## 2018-19 VS. ROCKETS

Mon., Dec. 3 @ MIN 7:00 p.m.  
Wed., Feb. 13 @ MIN 8:30 p.m.  
Sun., Mar. 17 @ HOU 8:00 p.m.

## TEAM INFORMATION

**Owner:** Tilman J. Fertitta  
**Chief Executive Officer:** Tad Brown  
**General Manager:** Daryl Morey  
**Head Coach:** Mike D'Antoni  
**Assistant Coaches:** Roy Rogers, Brett Gunning, Matt Brase  
**Senior Vice President of Basketball Operations:** Keith Jones  
**Head Athletic Trainer:** Jason Biles

**Senior Director, Media & Player Relations:** Tracey Hughes  
**Manager, Media Relations:** Sean McCloskey  
**Media Relations Assistant:** Tomorrow Huff

**Home Court:** Toyota Center (18,055; 2012)  
**Founded:** 1967-68 - San Diego Rockets; 1971-72 - Houston Rockets  
**NBA Titles:** Two (1993-94, 1994-95)

## SERIES FACTS

**OVERALL:** 40-76 • **HOME:** 25-34 • **ROAD:** 15-42 • **PLAYOFFS:** 1-7 • **PRESEASON:** 0-3  
**Biggest Wolves Win:** 32 (122-90 - 03/30/00, Home)  
**Biggest Wolves Loss:** 31 (82-113 - 01/11/08, Road)  
**Current Overall Streak:** L6 Home: L2 Road: L11  
**Last Wolves Win:** 119-105 @ Minnesota, 01/11/17  
**Last Wolves Loss:** 120-129 @ Minnesota, 03/18/18

## GAME-BY-GAME

DATE	H/A	W/L	MIN-OPP	DATE	H/A	W/L	MIN-OPP	DATE	H/A	W/L	MIN-OPP
12/27/89	H	W	108-91	10/31/00	A	W	106-98	11/23/13	A	L	101-112
02/06/90	A	L	101-108	01/01/01	H	W	106-96	02/10/14	H	L	89-107
02/20/90	H	W	97-92	02/21/01	H	L	83-89	03/20/14	A	L	106-129
03/31/90	A	L	98-106	04/17/01	A	L	87-114	04/11/14	H	W	112-110
11/13/90	A	L	88-90	11/03/01	A	W	90-88	11/12/14	H	L	101-113
11/25/90	H	L	91-107	12/08/01	H	W	107-97	12/05/14	H	L	112-114*
01/24/91	A	L	94-118	02/21/02	A	L	83-89	02/23/15	A	L	102-113
02/24/91	H	L	91-100	03/13/02	H	L	95-96	03/27/15	A	L	110-120
03/19/91	H	L	85-98	12/21/02	H	W	98-86	01/13/16	A	L	104-107
11/21/91	A	L	102-106	01/07/03	A	L	86-94	03/18/16	A	L	111-116
11/23/91	H	W	102-89	01/31/03	A	L	101-121	04/11/16	H	L	105-129
01/28/92	A	L	102-111	02/04/03	H	W	103-89	12/17/16	H	L	109-111*
02/17/92	A	W	124-122*	01/17/04	A	L	76-95	01/11/17	H	W	119-105
04/09/92	H	L	102-117	12/16/03	H	W	92-75	02/25/17	A	L	130-142
12/08/92	A	L	94-102	03/05/04	H	L	109-112	04/12/17	A	L	118-123
12/12/92	H	L	87-104	03/29/04	A	W	94-88	01/18/18	A	L	98-116
02/05/93	A	W	112-105	11/11/04	A	W	96-91	02/13/18	H	L	108-126
02/13/93	H	L	88-97	02/04/05	H	L	113-119*	02/23/18	A	L	102-120
03/28/93	H	W	101-100	03/20/05	H	W	94-86	03/18/18	H	L	120-129
04/23/93	A	L	110-112*	11/11/93	A	L	99-107	11/15/05	H	L	89-94
12/30/93	H	L	104-110	12/30/93	H	L	104-110	01/27/06	A	W	96-92
02/06/94	A	L	90-101	02/06/94	A	L	90-101	03/07/06	H	L	87-93
03/22/94	H	W	83-81	03/22/94	H	W	83-81	04/12/06	A	W	82-79
04/12/94	A	L	89-98	11/05/94	H	L	85-115	11/28/06	A	L	75-82
01/16/95	H	W	94-75	12/06/06	H	W	90-84	01/07/07	H	W	103-99*
01/28/95	A	L	93-114	02/05/07	A	L	77-105	03/03/95	H	W	108-105
03/03/95	H	W	108-105	03/16/95	A	L	97-104	01/11/08	A	L	82-113
03/16/95	A	L	97-104	02/04/08	H	L	86-92	02/04/08	H	L	86-92
11/11/95	A	L	97-119	03/26/08	A	L	86-97	03/26/08	A	L	86-97
01/02/96	H	L	100-105	12/20/08	H	L	102-109	02/07/09	A	L	90-107
02/21/96	H	W	120-101	03/01/09	H	L	94-105	03/01/09	H	L	94-105
03/23/96	A	W	108-103	11/19/96	A	L	93-122	03/20/09	A	L	88-107
12/10/96	H	L	94-96	12/10/96	H	L	94-96	01/07/97	H	L	95-104
01/07/97	H	L	95-104	03/25/97	A	L	103-112	11/18/09	H	L	84-97
03/25/97	A	L	103-112	01/13/10	A	L	114-120***	03/06/10	H	L	98-112
01/16/98	A	W	116-115*	02/20/98	H	W	100-95*	11/07/10	A	L	94-120
02/20/98	H	W	100-95*	02/26/98	A	L	98-118	01/24/11	H	L	125-129
02/26/98	A	L	98-118	04/17/98	H	W	102-95	02/08/11	A	W	112-108
04/17/98	H	W	102-95	04/13/11	H	L	102-121	04/13/11	H	L	102-121
02/17/99	H	W	116-102	01/23/12	H	L	92-107	01/30/12	A	W	120-108
04/12/99	H	L	90-95	02/04/12	H	W	100-91	02/04/12	H	W	100-91
05/04/99	A	L	83-100	02/17/12	A	W	11-98	12/26/12	H	L	84-87
01/25/00	A	W	92-84	01/19/13	H	W	92-79	03/15/13	A	L	100-108
02/04/00	H	W	102-85								
03/11/00	A	W	100-86								
03/30/00	H	W	122-90								

## 2017-18 WOLVES VS. ROCKETS (0-4)

DATE	SITE	FINAL SCORE	WOLVES HIGH	ROCKETS HIGH	ATTENDANCE
01/18/18	Houston	L 98-116	Butler 23	Gordon 30	18,055
02/13/18	Minnesota	L 108-126	Towns 35	Harden 34	18,978
02/23/18	Houston	L 102-120	Wiggins 21	Harden 31	18,055
03/18/18	Minnesota	L 120-129	Butler 23	Harden 34	18,978

## MINNESOTA VS. HOUSTON

PLAYER	G-GS	MIN	FG-FGA	PCT	3FG-FGA	PCT	FT-FTA	PCT	OFF	DEF	TOT	AST	PF-DQ	STL	TO	BLK	PTS	AVG	HI
Towns	4-4	139	37-65	.569	4-12	.333	17-19	.895	17	42	59	10	15-1	4	6	10	95	23.8	35
Teague	4-4	143	26-48	.542	5-11	.455	15-16	.938	2	18	20	26	13-0	4	9	0	72	18.0	25
Wiggins	4-4	146	23-38	.397	8-19	.421	11-18	.611	6	8	14	6	11-0	4	6	2	65	16.3	21
Butler	3-3	104	17-42	.405	1-8	.125	13-14	.929	4	12	16	11	3-0	3	1	1	48	16.0	23
Rose	1-0	19	6-11	.545	0-1	.000	2-2	1.000	1	0	1	3	0-0	0	1	0	14	14.0	14
Crawford	4-0	90	18-47	.383	7-20	.350	2-3	.667	2	3	5	9	5-0	3	3	0	45	11.3	20
Gibson	4-4	124	15-27	.556	0-1	.000	4-6	.667	5	10	15	5	12-0	1	5	1	34	8.5	12
Bjelica	4-1	76	10-18	.556	5-7	.714	3-4	.750	3	10	13	10	7-0	3	4	0	28	7.0	15
Jones	4-0	53	6-19	.316	4-13	.308	0-0	---	0	5	5	5	6-0	2	1	0	16	4.0	13
Muhammad	1-0	3	2-4	.500	0-0	---	0-0	---	0	0	0	0	0-0	0	1	0	4	4.0	4
Dieng	4-0	56	3-6	.500	0-1	.000	1-4	.250	7	9	16	4	10-0	0	4	2	7	1.8	4
Aldrich	1-0	1	0-0	---	0-0	---	0-0	---	0	0	0	0	1-0	0	0	0	0	0.0	0
Brooks	1-0	1	0-0	---	0-0	---	0-0	---	0	0	0	0	0-0	0	0	0	0	0.0	0
Georges-Hunt	2-0	5	0-0	---	0-0	---	0-0	---	0	0	0	0	1-0	0	0	0	0	0.0	0
TIMBERWOLVES	960	163-345	.472	34-93	.366	68-86	.791	47	117	164	89	84-1	24	45	16	428	107.0	120	
ROCKETS	960	166-332	.500	69-159	.434	90-112	.804	42	123	165	101	81-1	25	39	19	491	122.8	129	

## HOUSTON VS. MINNESOTA

PLAYER	G-GS	MIN	FG-FGA	PCT	3FG-FGA	PCT	FT-FTA	PCT	OFF	DEF	TOT	AST	PF-DQ	STL	TO	BLK	PTS	AVG	HI
Harden	4-4	133	30-78	.385	12-34	.353	37-38	.974	1	13	14	41	7-0	6	11	4	109	27.3	34
Capela	4-4	115	30-38	.789	0-0	---	15-20	.750	15	25	40	5	14-0	2	1	6	75	18.8	25
Gordon	3-0	96	16-34	.471	11-25	.440	5-5	1.000	1	3	4	5	5-0	1	2	2	48	16.0	30
Paul	4-4	136	20-42	.476	6-21	.286	18-21	.857	4	28	32	33	5-0	6	10	1	64	16.0	19
Anderson	4-1	91	15-31	.484	12-24	.500	6-8	.750	5	12	17	5	7-0	1	1	1	48	12.0	21
Ariza	2-2	60	8-19	.421	6-14	.429	0-0	---	2	4	6	3	5-0	4	0	2	22	11.0	11
Tucker	4-3	114	13-28	.464	10-18	.556	2-6	.333	6	13	19	1	14-1	1	5	2	38	9.5	12
Hilario	3-0	52	11-20	.550	0-0	---	5-8	.625	6	7	13	1	6-0	1	2	0	27	9.0	12
Mbah a Moute	4-2	104	11-22	.500	5-9	.556	2-4	.500	1	11	12	4	9-0	2	3	1	29	7.3	14
Green	3-0	38	8-14	.571	5-11	.455	0-2	.000	1	4	5	1	6-0	1	0	0	21	7.0	12
Johnson	1-0	22	4-6	.667	2-3	.667	0-0	---	0	3	3	1	3-0	0	1	0	10	10.0	10
Hunter	1-0	1	0-0	---	0-0	---	0-0	---	0	0	0	1	0-0	0	0	0	0	0.0	0
ROCKETS	960	166-332	.500	69-159	.434	90-112	.804	42	123	165	101	81-1	25	39	19	491	122.8	129	
TIMBERWOLVES	960	163-345	.472	34-93	.366	68-86	.791	47	117	164	89	84-1	24	45	16	428	107.0	120	



## 2018-19 VS. PACERS

Mon., Oct. 22 @ MIN 7:00 p.m.  
Thu., Feb. 28 @ IND 6:00 p.m.

## TEAM INFORMATION

**Owner, Chairman and Chief Executive Officer:** Herbert Simon  
**Owner/Alternate NBA Governor:** Steve Simon  
**President of Basketball Operations:** Kevin Pritchard  
**General Manager:** Chad Buchanan  
**Head Coach:** Nate McMillan  
**Assistant Coaches:** Bill Bayno, Dan Burke, Popeye Jones, David McClure  
**Senior Director of Medical Operations/Head Athletic Trainer:** Josh Corbeil

**Director of Media Relations:** David Benner  
**Associate Director of Media Relations:** Krissy Myers  
**Manager of Public Relations:** Wes Kaminski

**Home Court:** Bankers Life Fieldhouse (17,923; 1999)  
**Founded:** 1967-68; entered NBA - 1976-77  
**NBA Titles:** None

## SERIES FACTS

**OVERALL: 20-36 • HOME: 13-15 • ROAD: 7-21 • PRESEASON: 9-15**  
**Biggest Wolves Win:** 26 (101-75 - 03/09/11, Home)  
**Biggest Wolves Loss:** 39 (75-114 - 04/16/95, Road)  
**Current Overall Streak:** W1 Home: L4 Road: W2  
**Last Wolves Win:** 107-90 @ Indiana, 12/31/17  
**Last Wolves Loss:** 107-130 @ Minnesota, 10/24/17

## GAME-BY-GAME

DATE	H/A	W/L	MIN-OPP	DATE	H/A	W/L	MIN-OPP
12/12/89	A	L	112-113*	02/11/11	A	L	105-116
02/16/90	H	W	11-105	03/09/11	H	W	101-75
11/06/90	A	L	96-98	02/01/12	H	L	99-109
12/04/90	H	W	83-81	04/16/12	A	L	88-111
02/15/92	H	L	101-117	11/09/12	H	W	96-94
03/07/92	A	L	97-108	03/13/13	A	L	91-107
02/12/93	A	W	102-100	11/25/13	A	L	84-98
04/07/93	H	L	105-113	02/19/14	H	W	104-91
02/04/93	A	L	93-114	12/21/14	H	L	96-100
04/15/94	H	L	112-130	01/13/15	A	W	110-101
02/17/95	H	L	78-110	11/13/15	A	L	103-107
04/16/95	A	L	75-114	12/26/15	H	L	88-102
01/13/96	A	L	94-103	01/26/17	H	L	103-109
03/29/96	H	W	93-91	03/28/17	A	W	115-114
03/18/97	A	L	97-115	10/24/17	H	L	107-130
04/06/97	H	L	83-94	12/31/17	A	W	107-90
12/03/97	H	L	90-94				
04/02/98	A	L	108-111				
01/17/00	H	W	101-100				
03/31/00	A	L	85-109				
12/16/00	H	W	113-110*				
02/25/01	A	L	100-110				
11/16/01	A	W	120-113**				
03/15/02	H	L	85-98				
11/02/02	A	L	80-87				
11/16/02	H	L	101-107				
11/25/03	A	L	75-98				
12/20/03	H	W	102-80				
11/09/04	H	L	101-102				
11/25/04	A	L	101-106				
01/20/06	H	W	90-85				
04/14/06	A	L	77-89				
12/23/06	A	W	78-71				
03/13/07	H	W	86-81				
12/21/07	H	W	131-118				
03/21/08	A	L	113-124				
02/03/09	A	W	116-111				
02/20/09	H	L	105-112				
01/02/10	A	L	111-122				
01/08/10	H	W	116-109				

## 2017-18 WOLVES VS. PACERS (1-1)

DATE	SITE	FINAL SCORE	WOLVES HIGH	PACERS HIGH	ATTENDANCE
10/24/17	Minnesota	L 107-130	Towns 28	Oladipo 28	14,353
12/31/17	Indiana	W 107-90	Butler 26	Young 20	17,923

## MINNESOTA VS. INDIANA

PLAYER	G-GS	MIN	FG-FGA	PCT	3FG-FGA	PCT	FT-FTA	PCT	OFF	DEF	TOT	AST	PF-DQ	STL	TO	BLK	PTS	AVG	HI
Butler	1-1	27	8-11	.727	0-0	---	10-11	.909	2	4	6	5	0-0	3	1	0	26	26.0	26
Towns	2-2	69	18-28	.643	1-4	.250	9-10	.900	3	18	21	6	8-0	2	4	8	46	23.0	28
Crawford	2-0	49	9-23	.391	4-11	.364	4-5	.800	0	0	0	10	2-0	2	2	0	26	13.0	18
Gibson	2-2	53	11-14	.786	1-2	.500	0-0	---	5	6	11	0	1-0	0	1	3	23	11.5	17
Bjelica	2-0	43	8-21	.381	4-11	.364	2-2	1,000	2	1	3	3	1-0	3	2	1	22	11.0	18
Wiggins	2-2	62	8-22	.364	2-7	.286	3-10	.300	1	5	6	4	7-0	2	2	0	21	10.5	14
Muhammad	2-1	35	8-19	.421	0-1	.000	0-2	.000	2	0	2	1	1-0	1	0	0	16	8.0	14
Dieng	2-0	31	6-10	.600	0-0	---	2-2	1,000	3	8	11	1	3-0	0	1	0	14	7.0	8
Jones	2-1	45	3-7	.429	0-2	.000	3-3	1,000	1	4	5	8	4-0	2	2	0	9	4.5	6
Brooks	2-0	26	2-6	.333	1-4	.250	2-2	1,000	1	1	2	1	2-0	2	1	0	7	3.5	5
Teague	1-1	26	1-7	.143	0-1	.000	0-0	---	0	2	2	7	1-0	2	3	0	2	2.0	2
Aldrich	2-0	8	1-3	.333	0-0	---	0-0	---	2	0	2	1	2-0	1	1	0	2	1.0	2
Georges-Hunt	2-0	9	0-1	.000	0-0	---	0-0	---	0	0	0	0	2-0	0	1	0	0	0.0	0
TIMBERWOLVES	480	83-172	.483	13-43	.302	35-47	.745	22	49	71	47	34-0	20	22	12	214	107.0	107	
PACERS	480	89-169	.527	20-47	.426	22-29	.759	21	64	85	51	39-0	11	35	7	220	110.0	130	

## INDIANA VS. MINNESOTA

PLAYER	G-GS	MIN	FG-FGA	PCT	3FG-FGA	PCT	FT-FTA	PCT	OFF	DEF	TOT	AST	PF-DQ	STL	TO	BLK	PTS	AVG	HI
Oladipo	1-1	28	11-16	.688	2-4	.500	4-4	1,000	0	3	3	3	4-0	2	4	0	28	28.0	28
Bogdanovic	2-2	52	13-19	.684	4-9	.444	2-2	1,000	2	4	6	3	6-0	1	2	0	32	16.0	19
Joseph	2-0	54	12-21	.571	6-8	.750	1-2	.500	2	7	9	6	3-0	4	5	0	31	15.5	21
Sabonis	2-1	55	10-17	.588	0-2	.000	3-5	.600	5	17	22	7	5-0	1	5	1	23	11.5	15
J. Young	2-0	26	8-13	.615	3-5	.600	3-3	1,000	1	4	5	2	1-0	0	2	0	22	11.0	20
Collison	2-2	54	8-17	.471	2-7	.286	2-2	1,000	1	4	5	18	2-0	2	1	0	20	10.0	15
T. Young	2-2	53	8-16	.500	0-2	.000	1-2	.500	2	5	7	3	2-0	1	5	2	17	8.5	9
Jefferson	2-0	36	7-8	.875	0-0	---	2-4	.500	3	5	8	1	3-0	0	2	1	16	8.0	8
Leaf	2-0	23	5-12	.417	1-2	.500	0-0	---	1	2	3	0	2-0	0	0	0	11	5.5	11
Anigbogu	2-0	6	2-3	.667	0-0	---	3-4	.750	3	1	4	0	0-0	0	1	1	7	3.5	7
Stephenson	2-1	38	3-14	.214	1-3	.333	0-0	---	0	7	7	5	6-0	0	2	0	7	3.5	5
Wilkins	2-0	30	2-7	.286	1-3	.333	0-0	---	1	3	4	2	1-0	0	1	0	5	2.5	5
Turner	1-1	19	0-5	.000	0-1	.000	1-1	1,000	0	2	2	1	4-0	0	3	2	1	1.0	1
Poythress	2-0	5	0-1	.000	0-1	.000	0-0	---	0	0	0	0	0-0	0	0	0	0	0.0	0
PACERS	480	89-169	.527	20-47	.426	22-29	.759	21	64	85	51	39-0	11	35	7	220	110.0	130	
TIMBERWOLVES	480	83-172	.483	13-43	.302	35-47	.745	22	49	71	47	34-0	20	22	12	214	107.0	107	



## 2018-19 VS. CLIPPERS

Mon., Nov. 5 @ LAC 9:30 p.m.  
Mon., Feb. 11 @ MIN 7:00 p.m.  
Tue., Mar. 26 @ MIN 7:00 p.m.

## TEAM INFORMATION

**Owner:** Steve Ballmer  
**President of Basketball Operations:** Lawrence Frank  
**Head Coach:** Glenn "Doc" Rivers  
**General Manager:** Michael Winger  
**Assistant Coaches:** Rex Kalamian, Sam Cassell, Brendan O'Connor, Armond Hill, Casey Hill, John Welch  
**Director of Medical Services & Head Athletic Trainer:** Jasen Powell

**Chief Communications Officer:** Chris Wallace  
**Director of Basketball Communications:** Dennis Rogers  
**Basketball Communications Coordinator:** Brandon Ehrlich

**Home Court:** STAPLES Center (19,060; 1999)  
**Founded:** 1970-71 - Buffalo Braves; 1977-78 - San Diego Clippers; 1984-85 - Los Angeles Clippers  
**NBA Titles:** None

## SERIES FACTS

**OVERALL: 55-57 • HOME: 32-24 • ROAD: 23-33 • PRESEASON: 0-0**  
Biggest Wolves Win: 31 (95-64 - 01/15/03, Road)  
Biggest Wolves Loss: 26 (101-127 - 12/01/14, Road)  
Current Overall Streak: W6 Home: W3 Road: W4  
Last Wolves Win: 123-109 @ Minnesota, 03/20/18  
Last Wolves Loss: 105-119 @ Minnesota, 11/12/16

## GAME-BY-GAME

DATE	H/A	W/L	MIN-OPP	DATE	H/A	W/L	MIN-OPP	DATE	H/A	W/L	MIN-OPP
01/02/90	H	L	79-87	11/28/01	A	L	75-94	11/11/13	A	L	107-109
01/20/90	A	L	95-97	01/15/02	H	W	97-83	11/20/13	H	L	98-102
03/08/90	H	W	111-94	03/11/02	H	L	99-108	12/22/13	A	L	116-120*
03/26/90	A	L	96-101*	04/13/02	A	W	101-98	03/31/14	H	L	104-114
12/02/90	A	L	77-102	12/07/02	A	L	88-104	12/01/14	A	L	101-127
12/11/90	H	W	101-95	01/15/03	A	W	95-64	03/02/15	H	L	105-110
02/15/91	A	L	107-124	01/24/03	H	W	88-85	03/09/15	A	L	76-89
03/02/91	H	L	102-104	04/11/03	H	W	106-90	11/29/15	A	L	99-107
12/07/91	A	L	87-101	11/22/03	H	W	103-91	12/07/15	H	L	106-110
12/21/91	H	L	87-100	12/07/03	A	W	96-94	02/03/16	A	W	108-102
04/07/92	H	L	108-115	02/10/04	H	W	96-84	03/30/16	H	L	79-99
04/16/92	A	L	93-96	03/27/04	A	W	98-82	11/12/16	H	L	105-119
12/18/92	A	L	95-103	12/04/04	A	W	107-100*	01/19/17	A	W	104-101
01/18/93	H	L	93-94	12/17/04	H	W	113-86	03/08/17	H	W	107-91
03/12/93	A	L	93-117	02/24/05	A	L	86-92	12/03/17	H	W	112-106
03/14/93	H	L	107-124	03/27/05	H	W	89-85	12/06/17	A	W	113-107
12/10/93	H	W	109-108	11/05/05	A	L	99-100*	01/22/18	A	W	126-118
12/17/93	A	W	105-90	11/07/05	H	W	93-78	03/20/18	H	W	123-109
01/29/94	A	L	93-103	11/29/05	H	L	84-93				
04/06/94	H	W	110-100	03/13/06	A	L	87-95				
12/03/94	A	W	103-95	11/25/06	H	W	104-96				
12/26/94	H	W	82-81	01/10/07	H	L	91-92				
03/06/95	A	L	88-101	01/27/07	A	W	101-87				
03/19/95	H	W	96-93	12/31/07	A	L	82-91				
12/08/95	H	W	112-94	02/01/08	H	W	104-83				
01/11/96	A	L	89-109								
03/20/96	A	L	96-110	03/08/08	A	W	99-96				
03/31/96	H	L	107-110	03/17/08	H	W	99-90				
11/10/96	A	L	70-81	12/06/08	H	L	84-107				
11/23/96	H	W	98-96	01/19/09	A	W	94-86				
01/11/97	H	W	95-93	04/07/09	A	W	87-77				
04/10/97	A	W	108-96	11/02/09	A	L	90-93				
12/20/97	H	W	92-91	11/23/09	A	L	87-91				
01/19/98	H	W	117-109	12/16/09	H	L	95-120				
03/27/98	A	W	100-98	01/29/10	H	W	111-97				
04/13/98	A	W	107-88	11/17/10	H	W	113-111				
02/14/99	A	W	95-73	12/20/10	A	L	90-113				
03/21/99	H	L	85-100	01/19/11	A	L	111-126				
04/08/99	A	L	91-99	02/16/11	H	L	90-98				
05/01/99	H	W	103-93	01/20/12	A	W	101-98				
11/17/99	H	L	85-89	02/28/12	A	W	109-97				
01/21/00	A	W	95-89	03/05/12	H	W	95-94				
02/24/00	H	W	116-91	04/12/12	H	L	82-95				
04/06/00	A	W	112-90	11/28/12	A	L	95-101				
12/09/00	H	W	85-73	01/17/13	H	L	77-90				
12/20/00	A	L	96-103	01/30/13	H	L	90-96				
01/12/01	H	W	95-89	04/10/13	A	L	95-111				
04/13/01	A	L	105-111								



## 2017-18 WOLVES VS. CLIPPERS (4-0)

DATE	SITE	FINAL SCORE	WOLVES HIGH	CLIPPERS HIGH	ATTENDANCE
12/03/17	Minnesota	W 112-106	Butler 33	Rivers 30	13,172
12/06/17	Los Angeles	W 113-107	Rivers/Williams 23	Towns 21	15,951
01/22/18	Los Angeles	W 126-118	Wiggins 40	Griffin 32	16,347
03/20/18	Minnesota	W 123-109	Towns 30	Jordan 18	16,351

## MINNESOTA VS. LOS ANGELES

PLAYER	G-GS	MIN	FG-FGA	PCT	3FG-FGA	PCT	FT-FTA	PCT	OFF	DEF	TOT	AST	PF-DQ	STL	TO	BLK	PTS	AVG	HI
Butler	2-2	82	17-32	.531	2-6	.333	16-18	.889	4	12	16	12	4-0	1	2	1	52	26.0	33
Wiggins	4-4	154	36-75	.480	8-20	.400	15-19	.789	4	10	14	4	9-0	2	8	4	95	23.8	40
Teague	4-4	141	24-51	.471	6-13	.462	24-25	.960	1	9	10	35	9-0	4	7	0	78	19.5	30
Towns	4-4	150	26-53	.491	5-13	.385	20-25	.800	12	38	50	11	13-0	5	9	6	77	19.3	30
Gibson	4-4	152	26-40	.650	0-1	.000	13-15	.867	15	24	39	5	9-0	4	6	4	65	16.3	20
Crawford	3-0	68	16-35	.457	5-17	.294	6-6	1.000	0	5	5	5	5-0	1	4	0	43	14.3	20
Bjelica	2-2	57	7-19	.368	3-12	.250	3-4	.750	3	14	17	6	7-0	1	4	0	20	10.0	18
Rose	1-0	7	4-6	.667	0-0	---	1-1	1.000	0	0	0	1	1-0	0	1	0	9	9.0	9
Muhammad	1-0	9	3-5	.600	0-0	---	0-0	---	0	1	1	0	1-0	0	0	0	6	6.0	6
Georges-Hunt	1-0	21	2-5	.400	0-2	.000	0-0	---	1	1	2	1	6-1	0	1	0	4	4.0	4
Dieng	4-0	68	7-17	.412	0-3	.000	0-0	---	6	11	17	6	9-0	2	4	3	14	3.5	8
Jones	4-0	51	3-9	.333	3-5	.600	2-2	1.000	0	4	4	8	3-0	3	0	0	11	2.8	5
Aldrich	1-0	2	0-0	---	0-0	---	0-0	---	0	0	0	0	0-0	0	0	0	0	0.0	0
Brooks	1-0	0	0-0	---	0-0	---	0-0	---	0	0	0	0	0-0	0	0	0	0	0.0	0
TIMBERWOLVES	960	171-347	.493	32-92	.348	100-115	.870	46	129	175	94	76-1	23	48	18	474	118.5	126	
CLIPPERS	960	168-349	.481	42-117	.359	62-85	.729	44	117	161	96	92-2	17	54	16	440	110.0	118	

## LOS ANGELES VS. MINNESOTA

PLAYER	G-GS	MIN	FG-FGA	PCT	3FG-FGA	PCT	FT-FTA	PCT	OFF	DEF	TOT	AST	PF-DQ	STL	TO	BLK	PTS	AVG	HI
Griffin	1-1	37	13-21	.619	2-8	.250	4-7	.571	1	10	11	12	4-0	1	4	0	32	32.0	32
Rivers	3-3	107	22-46	.478	11-21	.524	9-14	.643	1	7	8	10	4-0	4	5	1	64	21.3	30
Harris	1-1	25	5-16	.313	0-5	.000	0-0	---	0	6	6	1	4-0	0	1	0	10	10.0	10
L. Williams	4-0	134	29-60	.483	10-27	.370	13-15	.867	3	9	12	30	10-0	1	12	0	81	20.3	23
Bradley	2-2	64	16-31	.516	5-9	.556	1-3	.333	0	5	5	4	5-0	4	3	0	38	19.0	20
Jordan	3-3	101	25-31	.806	0-0	---	3-6	.500	19	26	45	5	11-0	1	6	3	53	17.7	18
Harrell	4-0	80	18-33	.545	0-1	.000	14-16	.875	10	8	18	2	15-1	2	2	1	50	12.5	23
Kilpatrick	1-0	20	5-10	.500	3-6	.500	2-2	1.000	0	2	2	1	1-0	0	1	0	15	15.0	15
Teodosic	2-2	50	8-17	.471	5-11	.455	4-4	1.000	0	4	4	8	6-0	1	3	0	25	12.5	15
Gallinari	1-1	26	2-13	.154	1-5	.200	2-2	1.000	0	4	4	0	0-0	1	2	0	7	7.0	7
Wallace	1-1	32	3-5	.600	0-0	---	1-3	.333	0	4	4	5	5-0	0	1	0	7	7.0	7
Wilson	2-1	45	5-13	.385	4-11	.364	0-0	---	1	1	2	4	5-0	0	1	0	14	7.0	9
W. Johnson	4-3	103	10-31	.323	2-11	.182	1-2	.500	2	7	9	5	8-0	2	5	5	23	5.8	9
Dekker	4-0	41	7-17	.412	1-5	.200	1-3	.333	2	3	5	1	2-0	0	1	2	16	4.0	6
Marjanovic	1-0	9	2-3	.667	0-0	---	0-0	---	1	5	6	1	1-0	0	0	2	4	4.0	4
Reed	2-1	20	4-5	.800	0-0	---	0-0	---	0	3	3	0	2-0	0	1	0	8	4.0	8
C. Williams	2-2	24	3-8	.375	2-2	1.000	0-0	---	1	0	1	2	0-0	0	1	0	8	4.0	5
Evans	3-0	32	3-7	.429	1-2	.500	3-4	.750	0	5	5	6	5-0	2	2	1	10	3.3	5
Thornwell	4-1	74	4-13	.308	0-2	.000	5-7	.714	3	13	16	3	9-1	2	4	1	13	3.3	7
CLIPPERS	960	168-349	.481	42-117	.359	62-85	.729	44	117	161	96	92-2	17	54	16	440	110.0	118	
TIMBERWOLVES	960	171-347	.493	32-92	.348	100-115	.870	46	129	175	94	76-1	23	48	18	474	118.5	126	



## 2018-19 VS. LAKERS

Mon., Oct. 29 @ MIN 7:00 p.m.  
Wed., Nov. 7 @ LAL 9:30 p.m.  
Sun., Jan. 6 @ MIN 2:30 p.m.  
Thu., Jan. 24 @ LAL 9:30 p.m.

## TEAM INFORMATION

**CEO & Controlling Owner:** Jeanie Buss  
**President, Basketball Operations:** Earvin "Magic" Johnson  
**General Manager:** Rob Pelinka  
**Head Coach:** Luke Walton  
**Associate Head Coach:** Brian Shaw  
**Assistant Coaches:** Jesse Murmuys, Brian Keefe, Mark Madsen, Miles Simon  
**Head Athletic Trainer:** Marco Nuñez

**Director, Media Relations:** Alison Bogli  
**Senior Manager, Media Relations:** Ta'Nisha Cooper  
**Manager, Media Relations:** Will Patterson  
**Coordinator, Media Relations:** T.C. Greene  
**Assistant, Media Relations:** Matt Fleer

**Home Court:** STAPLES Center (18,997; 1999)  
**Founded:** 1948-49 - Minneapolis Lakers; 1960-61 - Los Angeles Lakers  
**NBA Titles:** 16 (1948-49, 1949-50, 1951-52, 1952-53, 1954-55, 1971-72, 1979-80, 1981-82, 1984-85, 1986-87, 1987-88, 1999-00, 2000-01, 2001-02, 2008-09, 2009-10)

## SERIES FACTS

**OVERALL: 33-77 • HOME: 22-33 • ROAD: 11-44 • PLAYOFFS: 4-8 • PRESEASON: 2-2**  
**Biggest Wolves Win:** 36 (143-107 - 03/28/14, Home)  
**Biggest Wolves Loss:** 33 (81-114 - 02/09/00, Road)  
**Current Overall Streak:** W4 Home: W5 Road: W2  
**Last Wolves Win:** 113-96 @ Los Angeles, 04/06/18  
**Last Wolves Loss:** 109-110 @ Los Angeles, 04/09/17

## GAME-BY-GAME

DATE	H/A	W/L	MIN-OPP	DATE	H/A	W/L	MIN-OPP	DATE	H/A	W/L	MIN-OPP
12/20/89	H	L	97-106*	12/01/01	A	L	76-102	11/28/14	A	W	120-119
03/04/90	A	L	96-115	01/11/02	H	W	120-102	12/14/14	H	L	94-100
03/17/90	H	L	99-101	02/27/02	H	W	112-101	03/25/15	H	L	99-101*
04/19/90	A	L	89-113	04/11/02	A	L	83-96	04/10/15	A	L	98-106
12/06/90	H	L	73-83	12/01/02	A	W	110-107	10/28/15	A	W	112-111
12/23/90	A	L	94-118	12/17/02	H	W	96-80	12/09/15	H	W	123-122*
02/13/91	A	L	106-120	03/07/03	A	L	96-106	02/02/16	A	L	115-119
03/05/91	H	W	94-85	03/14/03	H	L	99-106	11/13/16	H	W	125-99
11/10/91	A	L	86-96	01/06/04	H	W	106-90	03/24/17	A	L	119-130*
12/19/91	H	W	93-85	01/30/04	A	W	97-84	03/30/17	H	W	119-104
02/11/92	H	L	108-116	03/12/04	H	W	96-86	04/09/17	A	L	109-110
03/20/92	A	L	121-131	03/26/04	A	L	73-90	12/25/17	A	W	121-104
12/06/92	A	L	85-107	01/10/05	H	L	96-105	01/01/18	H	W	114-96
01/06/93	H	L	78-98	01/19/05	A	L	90-93	02/15/18	H	W	119-111
03/31/93	A	W	126-113	03/31/05	A	W	105-96	04/06/18	A	W	113-96
04/20/93	H	L	95-107	11/09/05	H	W	88-74				
11/27/93	H	L	92-96	12/02/05	A	W	113-108				
12/05/93	A	W	101-99	12/10/05	H	W	95-82				
03/13/94	H	L	88-90	03/15/06	A	L	89-92				
03/29/94	A	L	89-91	11/07/06	A	L	88-95				
11/09/94	H	L	99-122	12/20/06	H	L	94-111				
12/20/94	A	L	95-108	03/06/07	H	W	117-107**				
03/05/95	A	L	102-105	03/18/07	A	L	102-109				
03/10/95	H	W	109-103	11/09/07	A	L	93-107				
11/07/95	H	W	93-92	12/04/07	H	L	95-116				
01/09/96	A	L	104-106	02/13/08	H	L	92-117				
04/10/96	H	L	90-111								
04/20/96	A	L	82-106	12/14/08	A	L	86-97				
11/03/96	A	L	85-91	01/30/09	H	L	119-132				
12/08/96	A	L	86-110	02/22/09	H	L	108-111				
12/21/96	H	W	103-88	03/06/09	A	L	90-110				
02/12/97	H	L	84-100	12/11/09	A	L	92-104				
11/19/97	A	L	93-118	03/19/10	A	L	96-104				
12/16/97	H	L	96-109	04/09/10	H	L	88-97				
01/30/98	A	L	114-121	11/09/10	A	L	94-99				
02/27/98	H	L	91-104	11/19/10	H	L	95-112				
02/11/99	H	W	86-75	03/01/11	H	L	79-90				
03/16/99	H	L	101-107	03/18/11	A	L	98-106				
04/09/99	A	L	89-96	01/29/12	H	L	101-106				
12/17/99	H	L	88-97	02/29/12	A	L	85-104				
01/15/00	H	L	91-104	03/09/12	H	L	102-105				
02/09/00	A	L	81-114	03/16/12	A	L	92-97				
04/16/00	A	L	95-101	02/01/13	H	L	100-111				
11/24/00	A	L	108-115	02/28/13	A	L	94-116				
01/31/01	H	W	96-83	03/27/13	H	L	117-120				
04/08/01	H	L	99-104	11/10/13	A	W	113-90				
04/12/01	A	L	102-119	12/20/13	A	L	91-104				
				02/04/14	H	W	109-99				
				03/28/14	H	W	143-107				

## 2017-18 WOLVES VS. LAKERS (4-0)

DATE	SITE	FINAL SCORE	WOLVES HIGH	LAKERS HIGH	ATTENDANCE
12/25/17	Los Angeles	W 121-104	Butler/Gibson 23	Kuzma 31	18,997
01/01/18	Minnesota	W 114-96	Butler 28	Clarkson 20	18,978
02/15/18	Minnesota	W 119-111	Gibson 28	Randle 23	17,534
04/06/18	Los Angeles	W 113-96	Teague 25	Hart/Randle 20	18,997

## MINNESOTA VS. LOS ANGELES

PLAYER	G-GS	MIN	FG-FGA	PCT	3FG-FGA	PCT	FT-FTA	PCT	OFF	DEF	TOT	AST	PF-DQ	STL	TO	BLK	PTS	AVG	HI
Butler	4-4	142	33-64	.516	2-6	.125	25-30	.833	3	12	15	22	6-0	10	11	4	93	23.3	28
Gibson	4-4	140	35-51	.686	1-1	1.000	12-13	.923	11	21	32	2	14-1	2	5	5	83	20.8	28
Teague	3-3	101	18-31	.581	4-11	.364	11-12	.917	0	14	14	24	11-0	4	9	1	51	17.0	25
Towns	4-4	132	21-47	.447	5-16	.313	14-15	.933	7	45	52	11	14-0	5	10	10	61	15.3	21
Wiggins	4-4	138	25-65	.385	4-15	.267	6-7	.857	8	17	25	14	4-0	3	1	2	60	15.0	21
Crawford	4-0	88	15-34	.441	5-16	.313	7-8	.875	1	2	3	9	5-0	4	4	0	42	10.5	19
Dieng	4-0	67	14-24	.583	2-3	.667	5-6	.833	9	9	18	1	10-0	1	2	4	35	8.8	17
Jones	4-1	70	8-15	.533	6-11	.545	6-8	.750	1	4	5	15	8-0	9	3	0	28	7.0	8
Georges-Hunt	2-0	9	2-3	.667	1-1	1.000	0-0	---	0	0	0	0	1-0	0	0	0	5	2.5	5
Bjelica	4-0	49	3-14	.214	2-11	.182	1-2	.500	3	8	11	5	7-0	2	0	1	9	2.3	5
Aldrich	2-0	4	0-1	.000	0-0	---	0-0	---	0	2	2	0	0-0	0	0	0	0	0.0	0
Brooks	1-0	14	0-2	.000	0-1	.000	0-0	---	0	0	0	1	3-0	1	2	0	0	0.0	0
Rose	1-0	6	0-4	.000	0-0	---	0-0	---	0	0	0	0	0-0	1	0	0	0	0.0	0
TIMBERWOLVES	960	174-355	.490	32-102	.314	87-101	.861	43	134	177	104	83-1	42	47	27	467	116.8	121	
LAKERS	960	148-341	.434	33-111	.297	78-107	.729	46	127	173	74	88-1	31	70	11	407	101.8	111	

## LOS ANGELES VS. MINNESOTA

PLAYER	G-GS	MIN	FG-FGA	PCT	3FG-FGA	PCT	FT-FTA	PCT	OFF	DEF	TOT	AST	PF-DQ	STL	TO	BLK	PTS	AVG	HI
Clarkson	2-1	59	15-39	.385	2-9	.222	5-8	.625	4	8	11	20	5-0	5	4	0	37	18.5	20
Randle	4-3	111	26-46	.565	0-1	.000	22-25	.880	12	26	38	6	15-1	3	14	2	74	18.5	23
Ingram	2-2	63	10-25	.400	0-4	.000	11-14	.786	2	7	9	6	4-0	0	4	1	31	15.5	17
Hart	4-3	123	19-42	.452	7-21	.333	5-7	.714	2	20	22	3	11-0	3	5	0	50	12.5	20
Zubac	3-0	54	15-21	.714	0-0	---	7-10	.700	11	13	24	0	7-0	0	2	0	37	12.3	19
Lopez	2-2	50	9-15	.600	4-8	.500	2-2	1.000	1	7	8	0	6-0	0	1	1	24	12.0	18
Kuzma	4-3	96	14-43	.326	10-26	.385	9-14	.643	1	8	9	5	6-0	2	8	3	47	11.8	31
Caldwell-Pope	3-3	111	12-33	.364	7-18	.389	2-3	.667	3	16	19	10	4-0	4	5	1	33	11.0	17
Thomas	1-0	25	3-15	.200	0-5	.000	1-1	1.000	0	1	1	5	2-0	0	5	1	7	7.0	7
Nance	2-0	40	7-10	.700	0-0	---	1-2	.500	3	6	9	3	4-0	3	3	0	15	7.5	9
Ennis	3-1	61	7-18	.389	2-6	.333	6-8	.750	2	8	10	10	6-0	3	2	1	22	7.3	8
Brewer	3-0	44	8-17	.471	1-5	.200	3-4	.750	1	1	2	2	8-0	4	6	1	20	6.7	12
Frye	1-0	15	0-3	.000	0-3	.000	2-3	.667	0	1	1	2	3-0	0	3	0	2	2.0	2
Bryant	1-0	3	1-1	1.000	0-0	---	0-0	---	0	0	0	1	0-0	0	0	0	2	2.0	2
Caruso	3-1	43	2-8	.250	0-3	.000	1-2	.500	0	2	2	2	5-0	3	5	0	5	1.7	2
Blue	1-0	17	0-2	.000	0-2	.000	1-2	.500	0	0	0	2	0-0	1	1	0	1	1.0	1
Bogut	2-1	24	0-0	---	0-0	---	0-0	---	3	3	6	2	2-0	0	1	0	0	0.0	0
Payton	1-0	12	0-1	.000	0-0	---	0-2	.000	1	4	5	4	2-0	0	0	0	0	0.0	0
Wear	1-0	8	0-2	.000	0-0	---	0-0	---	0	0	0	0	1-0	0	0	0	0	0.0	0
LAKERS	960	148-341	.434	33-111	.297	78-107	.729	46	127	173	74	88-1	31	70	11	407	101.8	111	
TIMBERWOLVES	960	174-355	.490	32-102	.314	87-101	.861	43	134	177	104	83-1	42	47	27	467	116.8	121	





## 2018-19 VS. GRIZZLIES

Sun., Nov. 18 @ MIN 2:30 p.m.  
Wed., Jan. 30 @ MIN 7:00 p.m.  
Tue., Feb. 5 @ MEM 7:00 p.m.  
Sat., Mar. 23 @ MEM 7:00 p.m.

## TEAM INFORMATION

**Controlling Owner:** Robert J. Pera  
**General Manager:** Chris Wallace  
**Executive Vice President of Basketball Operations:** John Hollinger  
**Head Coach:** J.B. Bickerstaff  
**Assistant Coaches:** Chad Forcier, Jerry Stackhouse, Greg Buckner, Vitaly Potapenko, Nick Van Exel, Adam Mazarei  
**Head Athletic Trainer:** David Crewe

**Director of Communications and Publications:** Jason Wallace  
**Manager of Communications and Publications:** Ross Wooden  
**Coordinator of Communications and Publications:** Maggie Yang  
**Coordinator of Communications and Publications:** Geoff Langham

**Home Court:** FedExForum (17,794; 2004)  
**Founded:** 1995-96 - Vancouver Grizzlies; 2001-02 - Memphis Grizzlies  
**NBA Titles:** None

## SERIES FACTS

**OVERALL: 47-40 • HOME: 27-17 • ROAD: 20-23 • PRESEASON: 4-2**  
**Biggest Wolves Win:** 31 (113-82 - 11/27/99, Home)  
**Biggest Wolves Loss:** 29 (80-109 - 12/01/07, Road)  
**Current Overall Streak:** W1 Home: W1 Road: L2  
**Last Wolves Win:** 113-94 @ Minnesota, 04/09/18  
**Last Wolves Loss:** 93-101 @ Minnesota, 03/26/18

## GAME-BY-GAME

DATE	H/A	W/L	MIN-OPP	DATE	H/A	W/L	MIN-OPP
11/05/95	A	L	98-100*	12/01/07	A	L	80-109
11/28/95	H	W	121-98	03/19/08	H	W	98-94
03/17/96	H	W	90-85	04/06/08	H	L	101-113
04/03/96	A	L	103-105	04/12/08	A	W	114-105
01/23/97	A	W	95-76	12/29/08	H	W	108-98*
02/06/97	H	W	103-86	01/06/09	A	W	94-87
02/19/97	A	W	84-73	03/11/09	H	W	104-79
03/19/97	H	W	95-72	11/14/09	A	L	87-97
11/07/97	A	W	108-97	12/02/09	H	L	95-97
11/29/97	H	W	106-87	01/15/10	A	L	110-135
01/29/98	A	W	112-106	02/06/10	H	W	109-102
03/21/98	H	W	102-88	10/30/10	A	L	89-109
02/19/99	H	W	115-96	02/02/11	H	L	84-102
03/04/99	A	W	102-93	02/23/11	H	L	95-104
03/18/99	A	L	81-86	04/02/11	A	L	89-106
04/16/99	H	W	89-75	01/04/12	A	L	86-90
11/21/99	A	W	105-81	02/08/12	H	L	80-85
11/27/99	H	W	113-82	03/27/12	H	L	86-93
02/18/00	H	W	103-91	04/17/12	A	L	84-91
04/14/00	A	W	104-94**	02/10/13	A	L	88-105
11/22/00	H	W	101-100	03/18/13	A	L	77-92
01/21/01	A	W	96-94	03/30/13	H	L	86-99
02/18/01	H	L	102-110	12/15/13	A	W	101-93
04/10/01	A	W	104-91	01/31/14	H	L	90-94
11/02/01	H	W	111-102	03/24/14	A	L	92-109
12/06/01	A	W	105-80	04/02/14	H	W	102-88
03/21/02	A	W	95-93	10/29/14	A	L	101-105
04/03/02	H	W	92-81	02/06/15	H	W	90-89
11/15/02	A	W	99-95	02/28/15	H	L	97-101
11/19/02	H	W	110-106*	11/15/15	H	L	106-114
03/18/03	H	W	96-80	01/23/16	H	W	106-101
04/16/03	A	W	95-87	02/19/16	A	L	104-109
11/28/03	A	W	102-98	03/16/16	A	W	114-108
02/08/04	H	L	98-99	10/26/16	A	L	98-102
04/04/04	H	W	90-82	11/01/16	H	W	116-80
04/14/04	A	W	107-90	11/19/16	A	L	71-93
11/26/04	H	W	115-90	02/04/17	H	L	99-107
01/01/05	H	L	95-104	12/04/17	A	L	92-95
02/08/05	A	L	96-108	03/26/18	H	L	93-101
03/18/05	A	L	83-88	04/09/18	H	W	113-94
01/25/06	A	L	87-107				
02/26/06	H	W	105-99				
04/11/06	A	L	76-92				
04/19/06	H	L	92-102**				
01/12/07	A	W	116-110				
02/09/07	A	L	97-105*				
04/18/07	H	L	94-116				



## 2017-18 WOLVES VS. GRIZZLIES (1-2)

DATE	SITE	FINAL SCORE	WOLVES HIGH	GRIZZLIES HIGH	ATTENDANCE
12/04/17	Memphis	L 92-95	Butler 30	Gasol 21	14,012
03/26/18	Minnesota	L 93-101	Teague 25	Selden 23	16,290
04/09/18	Minnesota	W 113-94	Teague/Towns 24	McLemore 18	17,641

## MINNESOTA VS. MEMPHIS

PLAYER	G-GS	MIN	FG-FGA	PCT	3FG-FGA	PCT	FT-FTA	PCT	OFF	DEF	TOT	AST	PF-DQ	STL	TO	BLK	PTS	AVG	HI
Butler	2-2	63	14-29	.483	2-8	.250	15-18	.833	3	1	4	8	2-0	7	3	0	45	22.5	30
Teague	3-3	108	21-38	.553	2-5	.400	17-17	1.000	1	6	7	17	6-0	5	9	1	61	20.3	25
Towns	3-3	107	18-33	.545	3-6	.500	7-9	.778	7	34	41	11	12-0	0	4	5	46	15.3	24
Rose	1-0	22	5-10	.500	1-2	.500	2-2	1.000	0	1	1	3	0-0	0	2	0	13	13.0	13
Wiggins	3-3	115	16-46	.348	1-10	.100	4-6	.667	6	12	18	3	8-0	7	4	1	37	12.3	18
Gibson	3-3	89	14-27	.519	0-1	.000	8-10	.800	6	11	17	4	3-0	3	6	4	36	12.0	18
Dieng	3-0	52	10-16	.625	3-5	.600	5-6	.833	4	9	13	1	4-0	1	3	2	28	9.3	11
Crawford	3-0	73	6-27	.222	4-15	.267	1-1	1.000	2	5	7	7	3-0	0	5	0	17	5.7	10
Jones	3-0	47	4-10	.400	2-6	.333	0-0	---	1	4	5	7	5-0	2	1	0	10	3.3	8
Georges-Hunt	1-0	1	1-1	1.000	1-1	1.000	0-0	---	0	0	0	0	0-0	0	0	0	3	3.0	3
Bjelica	2-1	42	1-8	.125	0-4	.000	0-0	---	2	7	9	3	6-0	1	2	2	2	1.0	2
Aldrich	1-0	1	0-0	---	0-0	---	0-0	---	0	1	1	1	0-0	0	0	0	0	0.0	0
Brooks	1-0	1	0-0	---	0-0	---	0-0	---	0	0	0	0	0-0	0	1	0	0	0.0	0
TIMBERWOLVES	720	110-245	.449	19-63	.302	59-69	.855	32	91	123	65	49-0	26	43	15	298	99.3	113	
GRIZZLIES	720	109-241	.452	26-70	.371	46-54	.852	23	88	111	67	65-0	25	47	17	290	96.7	101	

## MEMPHIS VS. MINNESOTA

PLAYER	G-GS	MIN	FG-FGA	PCT	3FG-FGA	PCT	FT-FTA	PCT	OFF	DEF	TOT	AST	PF-DQ	STL	TO	BLK	PTS	AVG	HI
Selden	1-0	26	9-14	.643	4-6	.667	1-1	1.000	0	1	1	4	1-0	3	2	0	23	23.0	23
Gasol	2-2	69	13-30	.433	5-9	.556	10-11	.909	2	15	17	11	5-0	2	3	4	41	20.5	21
Evans	1-1	33	6-14	.429	2-4	.500	2-2	1.000	0	5	5	9	1-0	1	3	3	16	16.0	16
M. Brooks	1-0	32	4-16	.250	2-4	.500	4-4	1.000	0	1	1	5	3-0	2	5	0	14	14.0	14
Rabb	1-1	29	6-8	.750	0-0	---	2-2	1.000	2	6	8	1	2-0	0	3	1	14	14.0	14
Ennis	1-0	26	5-11	.455	1-5	.200	2-2	1.000	1	1	2	0	2-0	1	1	0	13	13.0	13
Green	2-2	76	8-20	.400	2-6	.333	7-9	.778	3	17	20	4	6-0	1	4	0	25	12.5	14
Harrison	2-1	52	7-14	.500	2-6	.333	3-4	.750	1	4	5	6	5-0	2	6	1	19	9.5	11
D. Brooks	3-3	77	10-26	.385	1-5	.200	5-8	.625	2	7	9	5	7-0	3	6	0	26	8.7	15
McLemore	3-2	67	11-22	.500	2-8	.250	2-2	1.000	1	11	12	2	2-0	2	2	0	26	8.7	18
Martin	2-1	43	7-16	.438	1-4	.250	0-0	---	2	4	6	0	7-0	0	1	1	15	7.5	11
Chalmers	3-0	48	6-14	.429	0-4	.000	8-9	.889	1	7	8	10	9-0	4	6	3	20	6.7	10
Davis	3-1	47	10-14	.714	0-0	---	0-0	---	4	4	8	0	7-0	1	0	3	20	6.7	10
Henry	1-0	25	2-8	.250	2-5	.400	0-0	---	1	1	2	2	2-0	3	0	1	6	6.0	6
O. Johnson	1-0	18	2-4	.500	0-1	.000	0-0	---	2	1	3	2	0-0	0	1	0	4	4.0	4
Parsons	1-0	18	1-3	.333	1-1	1.000	0-0	---	0	3	3	5	2-0	0	0	0	3	3.0	3
Simmons	2-1	32	2-7	.286	1-2	.500	0-0	---	1	0	1	1	4-0	0	3	0	5	2.5	5
GRIZZLIES	720	109-241	.452	26-70	.371	46-54	.852	23	88	111	67	65-0	25	47	17	290	96.7	101	
TIMBERWOLVES	720	110-245	.449	19-63	.302	59-69	.855	32	91	123	65	49-0	26	43	15	298	99.3	113	



## 2018-19 VS. HEAT

Sun., Dec. 30 @ MIA 5:00 p.m.  
Fri., Apr. 5 @ MIN 7:00 p.m.

## TEAM INFORMATION

Managing General Partner: Micky Arison  
President: Pat Riley  
Senior Vice President, Basketball Operations/General Manager: Andy Elisburg  
Head Coach: Erik Spoelstra  
Assistant Coaches: Dan Craig, Juwan Howard  
Assistant Coach/Director of Player Development: Chris Quinn  
Assistant Coach/Player Development: Octavio de la Grana  
Head Athletic Trainer: Jay Sabol

Vice President, Sports Media Relations: Tim Donovan  
Senior Director of Sports Media Relations: Rob Wilson  
Director of Sports Media Relations: Michael Lissack  
Sports Media Relations Manager: Nick Maiorana  
Sports Media Relations/Basketball Operations Assistant: Maddox Burnett

Home Court: AmericanAirlines Arena (19,600; 2000)  
Founded: 1988-89  
NBA Titles: Three (2005-06, 2011-12, 2012-13)

## SERIES FACTS

OVERALL: 23-33 • HOME: 13-16 • ROAD: 10-17 • PRESEASON: 9-2  
Biggest Wolves Win: 17 (94-77 - 03/12/01, Home; 108-91 - 03/25/03, Home)  
Biggest Wolves Loss: 41 (72-113 - 03/05/96, Road)  
Current Overall Streak: L1 Home; L3 Road; W1  
Last Wolves Win: 125-122\* @ Miami, 10/30/17  
Last Wolves Loss: 97-109 @ Minnesota, 11/24/17

## GAME-BY-GAME

DATE	H/A	W/L	MIN-OPP	DATE	H/A	W/L	MIN-OPP
11/29/89	A	W	105-100	11/02/10	A	L	97-129
12/15/89	H	L	84-95	04/01/11	H	L	92-111
01/11/91	A	W	108-107	12/30/11	H	L	101-103
03/17/91	H	W	90-87	12/18/12	A	L	92-103
01/20/92	A	L	106-121	03/04/13	H	L	81-97
03/25/92	H	L	97-105	12/07/13	H	L	82-103
02/10/93	H	L	90-101	04/04/14	A	W	122-121**
02/28/93	A	L	93-105	11/08/14	A	L	92-102
03/02/94	H	L	100-108*	02/04/15	H	W	102-101
04/19/94	A	L	99-126	11/05/15	H	L	84-96
01/05/95	A	L	91-114	11/17/15	A	W	103-91
02/26/95	H	W	106-99	02/06/17	H	L	113-115
03/03/96	H	W	89-87	03/17/17	A	L	105-123
03/05/96	A	L	72-113	10/30/17	A	W	125-122*
03/23/97	H	L	108-113	11/24/17	H	L	97-109
04/14/97	A	W	95-87				
02/17/98	A	L	84-110				
04/07/98	H	W	92-89				
03/26/99	H	W	100-93				
12/28/99	A	L	78-89				
01/11/00	H	L	106-116				
03/09/01	A	L	79-86				
03/12/01	H	W	94-77				
11/20/01	A	W	80-73				
02/17/02	H	W	93-80				
03/25/03	H	W	108-91				
03/28/03	A	L	84-111				
11/08/03	A	W	88-79				
01/10/04	H	W	83-77				
11/16/04	H	W	108-97				
03/10/05	A	L	90-107				
01/01/06	A	L	70-97				
03/21/06	H	W	100-96				
03/09/07	A	L	91-105				
03/30/07	H	L	77-92				
12/17/07	A	L	87-91				
01/08/08	H	W	101-91				
01/13/09	H	L	96-99				
02/18/09	A	W	111-104				
02/23/10	A	W	91-88				
04/03/10	H	L	84-97				



## 2017-18 WOLVES VS. HEAT (1-1)

DATE	SITE	FINAL SCORE	WOLVES HIGH	HEAT HIGH	ATTENDANCE
10/30/17	Miami	W 125-122 (OT)	Teague 23	Walters 33	19,600
11/24/17	Minnesota	L 97-109	Butler/Gibson/Wiggins 18	Ellington 21	18,978

## MINNESOTA VS. MIAMI

PLAYER	G-GS	MIN	FG-FGA	PCT	3FG-FGA	PCT	FT-FTA	PCT	OFF	DEF	TOT	AST	PF-DQ	STL	TO	BLK	PTS	AVG	HI
Teague	1-1	37	7-18	.389	3-5	.600	6-6	1.000	0	5	5	11	5-0	6	4	0	23	23.0	23
Wiggins	2-2	79	13-37	.351	1-8	.125	13-16	.813	5	5	10	3	3-0	4	4	2	40	20.0	22
Towns	2-2	77	13-25	.520	3-7	.429	9-11	.818	6	17	23	4	8-0	1	2	4	38	19.0	20
Butler	2-2	75	12-30	.400	2-4	.500	8-11	.727	3	8	11	7	5-0	3	6	0	34	17.0	18
Crawford	2-0	40	7-18	.389	2-6	.333	7-8	.875	1	1	2	6	2-0	1	1	0	23	11.5	13
Bjelica	1-0	15	3-4	.750	1-2	.500	2-2	1.000	0	2	2	0	3-0	2	1	0	9	9.0	9
Gibson	2-2	68	7-11	.636	0-1	.000	1-1	1.000	2	10	12	1	6-0	1	2	1	15	7.5	8
Muhammad	2-0	23	6-11	.545	2-2	1.000	0-0	---	2	4	6	0	0-0	1	0	0	14	7.0	10
Jones	2-0	48	5-10	.500	3-4	.750	0-2	.000	2	4	6	7	3-0	4	3	0	13	6.5	8
Dieng	2-0	30	4-7	.571	0-0	---	2-4	.500	2	4	6	0	4-0	2	3	0	10	5.0	6
Brooks	1-1	13	1-4	.250	1-1	1.000	0-0	---	0	1	1	2	2-0	0	0	0	3	3.0	3
TIMBERWOLVES	505	78-175	.446	18-40	.450	48-61	.787	23	61	84	41	41-0	25	26	7	222	111.0	125	
HEAT	505	87-173	.503	26-66	.394	31-41	.756	24	68	92	46	52-0	12	38	9	231	115.5	122	

## MIAMI VS. MINNESOTA

PLAYER	G-GS	MIN	FG-FGA	PCT	3FG-FGA	PCT	FT-FTA	PCT	OFF	DEF	TOT	AST	PF-DQ	STL	TO	BLK	PTS	AVG	HI
Walters	2-2	67	21-43	.488	4-16	.250	4-5	.800	1	5	6	8	4-0	4	6	0	50	25.0	33
Dragic	2-2	71	15-30	.500	6-12	.500	2-4	.500	1	9	10	11	6-0	3	8	0	38	19.0	20
Olynyk	2-0	52	13-19	.684	5-8	.625	4-4	1.000	2	12	14	6	7-0	0	5	0	35	17.5	23
Whiteside	1-1	24	6-8	.750	0-0	---	4-4	1.000	3	7	10	1	2-0	1	0	1	16	16.0	16
Adebayo	1-1	31	5-9	.556	0-0	---	3-6	.500	10	3	13	0	3-0	0	1	0	13	13.0	13
Ellington	2-0	31	6-10	.600	6-10	.600	3-3	1.000	1	2	3	1	3-0	0	1	0	21	10.5	21
Winslow	2-1	48	7-8	.875	2-2	1.000	2-2	1.000	1	13	14	4	6-0	0	3	1	18	9.0	10
T. Johnson	2-0	42	5-14	.357	1-7	.143	4-4	1.000	2	4	6	4	4-0	0	4	2	15	7.5	12
Richardson	2-2	69	5-19	.263	1-9	.111	1-1	1.000	0	2	2	2	8-0	2	4	2	12	6.0	7
White	1-0	17	2-2	1.000	1-1	1.000	1-2	.500	1	0	1	0	1-0	1	0	1	6	6.0	6
J. Johnson	2-1	52	2-11	.182	0-1	.000	3-6	.500	2	11	13	9	8-0	1	5	2	7	3.5	5
HEAT	505	87-173	.503	26-66	.394	31-41	.756	24	68	92	46	52-0	12	38	9	231	115.5	122	
TIMBERWOLVES	505	78-175	.446	18-40	.450	48-61	.787	23	61	84	41	41-0	25	26	7	222	111.0	125	



## 2018-19 VS. BUCKS

Fri., Oct. 26 @ MIN 7:00 p.m.  
Sat., Feb. 23 @ MIL 7:30 p.m.

## TEAM INFORMATION

**Owners:** Wes Edens, Marc Lasry, Jamie Dinan and Mike Fascitelli

**General Manager:** Jon Horst

**Assistant General Manager:** Milt Newton

**Head Coach:** Mike Budenholzer

**Assistant Coaches:** Darvin Ham, Taylor Jenkins, Charles Lee, Ben Sullivan, Patrick St. Andrews, Josh Longstaff, Vin Baker

**Head Athletic Trainer:** Scott Faust

**Senior Vice President of Communications and Broadcast:** Barry Baum

**Vice President of Communications:** Dan Smyczek

**Manager of Communications:** Hilary Dickinson

**Communications Coordinator:** Eric Kohlbeck

**Home Court:** Fiserv Forum (17,500; 2018)

**Founded:** 1968-69

**NBA Titles:** One (1970-71)

## SERIES FACTS

**OVERALL:** 31-25 • **HOME:** 19-9 • **ROAD:** 12-16 • **PRESEASON:** 29-22

**Biggest Wolves Win:** 27 (109-82 - 03/19/00, Home)

**Biggest Wolves Loss:** 33 (94-127 - 01/23/10, Road)

**Current Overall Streak:** W1 Home: W2 Road: L4

**Last Wolves Win:** 108-89 @ Minnesota, 02/01/18

**Last Wolves Loss:** 96-102 @ Milwaukee, 12/28/17

## GAME-BY-GAME

DATE	H/A	W/L	MIN-OPP	DATE	H/A	W/L	MIN-OPP
12/23/89	H	L	90-94	10/29/10	H	W	96-85
12/30/89	A	L	99-109	02/22/11	A	L	88-94
11/03/90	A	L	93-111	12/27/11	A	L	95-98
04/19/91	H	W	109-91	11/30/12	H	W	95-85
12/14/91	A	L	92-103	04/03/13	A	W	107-98
01/02/92	H	L	91-92	12/28/13	A	W	117-95
01/05/93	A	L	100-114	03/11/14	H	W	112-101
01/30/93	H	W	91-82	11/26/14	H	L	86-103
11/16/93	A	W	102-98	01/09/15	A	L	84-98
02/15/94	H	W	97-90	01/02/16	H	L	85-95
02/08/95	A	L	93-100	03/04/16	A	L	101-116
04/14/95	H	W	104-100*	12/30/16	H	W	116-99
11/26/95	A	W	105-102	03/11/17	A	L	95-102
12/27/95	H	L	93-99*	12/28/17	A	L	96-102
01/04/97	A	W	97-91	02/01/18	H	W	108-89
04/18/97	H	W	122-112				
02/01/98	H	L	110-118				
04/18/98	A	W	111-109				
03/28/99	H	L	85-94				
03/04/00	A	W	91-84				
03/19/00	H	W	109-82				
11/11/00	A	W	103-92				
01/29/01	H	W	99-96				
11/10/01	A	W	98-82				
01/02/02	H	W	95-77				
11/07/02	H	W	114-110				
02/24/03	A	W	117-114				
10/29/03	H	W	95-89				
02/24/04	A	W	108-102				
02/01/05	A	L	86-91				
03/04/05	H	W	103-97				
11/25/05	H	W	99-91				
01/10/06	A	L	92-95				
12/16/06	A	L	104-108				
12/22/06	H	L	107-113				
12/15/07	A	L	92-95				
04/16/08	H	W	110-101*				
01/10/09	H	W	106-104				
01/26/09	A	W	90-83				
11/06/09	H	L	72-87				
01/23/10	A	L	94-127				

## 2017-18 WOLVES VS. BUCKS (1-1)

DATE	SITE	FINAL SCORE	WOLVES HIGH	BUCKS HIGH	ATTENDANCE
12/28/17	Milwaukee	L 96-102	Towns 22	Bledsoe 26	18,717
02/01/18	Minnesota	W 108-89	Butler 28	Middleton 21	17,199

## MINNESOTA VS. MILWAUKEE

PLAYER	G-GS	MIN	FG-FGA	PCT	3FG-FGA	PCT	FT-FTA	PCT	OFF	DEF	TOT	AST	PF-DQ	STL	TO	BLK	PTS	AVG	HI
Butler	2-2	83	14-31	.452	3-11	.273	17-18	.944	2	7	9	13	3-0	3	7	0	48	24.0	28
Towns	2-2	69	18-25	.720	5-10	.500	5-6	.833	4	12	16	7	7-0	1	4	1	46	23.0	24
Wiggins	2-2	64	10-24	.417	4-8	.500	4-8	.500	0	9	9	1	3-0	4	3	1	28	14.0	21
Gibson	2-2	72	9-14	.643	0-1	.000	3-6	.500	1	12	13	0	1-0	0	1	3	21	10.5	12
Crawford	2-0	43	7-18	.389	1-8	.125	4-4	1.000	0	3	3	5	2-0	0	5	1	19	9.5	11
Teague	1-1	28	4-7	.571	1-2	.500	0-0	---	0	1	1	8	0-0	1	3	1	9	9.0	9
Jones	2-1	52	4-9	.444	0-2	.000	2-2	1.000	0	7	7	9	4-0	6	1	0	10	5.0	6
Bjelica	2-0	22	3-5	.600	2-4	.500	0-0	---	0	4	4	2	3-0	1	2	1	8	4.0	8
Dieng	2-0	29	4-11	.364	0-1	.000	0-0	---	2	7	9	1	3-0	0	0	1	8	4.0	8
Brooks	2-0	6	2-2	1.000	0-0	---	1-2	.500	0	0	0	1	1-0	1	3	0	5	2.5	4
Muhammad	1-0	3	1-1	1.000	0-0	---	0-0	---	0	0	0	0	0-0	0	0	0	2	2.0	2
Aldrich	1-0	3	0-2	.000	0-0	---	0-0	---	1	0	1	0	2-0	0	0	1	0	0.0	0
Georges-Hunt	2-0	7	0-0	---	0-0	---	0-0	---	0	0	0	0	0-0	0	0	0	0	0.0	0
TIMBERWOLVES	480	76-149	.510	16-47	.340	36-46	.783	10	62	72	47	29-0	17	33	10	204	102.0	108	
BUCKS	480	73-160	.456	11-44	.250	34-41	.829	22	57	79	42	39-0	16	33	1	191	95.5	102	

## MILWAUKEE VS. MINNESOTA

PLAYER	G-GS	MIN	FG-FGA	PCT	3FG-FGA	PCT	FT-FTA	PCT	OFF	DEF	TOT	AST	PF-DQ	STL	TO	BLK	PTS	AVG	HI
Bledsoe	1-1	34	8-15	.533	2-4	.500	8-8	1.000	0	3	3	6	2-0	5	4	0	26	26.0	26
Antetokounmpo	2-2	76	17-34	.500	0-2	.000	5-9	.556	4	20	24	9	4-0	0	9	0	39	19.5	22
Middleton	2-2	75	12-31	.387	4-12	.333	7-7	1.000	2	11	13	8	6-0	5	7	0	35	17.5	22
Henson	2-2	60	12-16	.750	0-0	---	4-4	1.000	8	5	13	2	5-0	1	0	0	28	14.0	14
Kilpatrick	1-0	18	4-8	.500	1-4	.250	1-1	1.000	0	1	1	1	1-0	0	0	1	10	10.0	10
Brogdon	2-1	35	7-12	.583	1-2	.500	2-2	1.000	2	3	5	3	3-0	1	2	0	17	8.5	13
Wilson	1-0	4	2-2	1.000	1-1	1.000	0-0	---	1	0	1	0	0-0	0	0	0	5	5.0	5
Brown	2-0	31	3-7	.429	1-4	.250	1-2	.500	1	2	3	0	2-0	1	1	0	8	4.0	7
Maker	2-0	32	2-10	.200	1-4	.250	1-2	.500	3	4	7	1	5-0	0	0	0	6	3.0	4
Munford	1-0	7	1-2	.500	0-0	---	1-2	.500	0	0	0	0	1-0	1	2	0	3	3.0	3
Snell	2-2	55	2-14	.143	0-8	.000	2-2	1.000	0	5	5	3	4-0	1	2	0	6	3.0	4
Dellavedova	2-0	36	2-4	.500	0-1	.000	0-0	---	0	2	2	7	1-0	0	2	0	4	2.0	4
Plumlee	1-0	5	0-2	.000	0-0	---	2-2	1.000	0	1	1	0	2-0	0	1	0	2	2.0	2
Terry	1-0	8	1-2	.500	0-1	.000	0-0	---	0	0	0	2	3-0	1	1	0	2	2.0	2
Vaughn	1-0	4	0-1	.000	0-1	.000	0-0	---	1	0	1	0	0-0	0	0	0	0	0.0	0
BUCKS	480	73-160	.456	11-44	.250	34-41	.829	22	57	79	42	39-0	16	33	1	191	95.5	102	
TIMBERWOLVES	480	76-149	.510	16-47	.340	36-46	.783	10	62	72	47	29-0	17	33	10	204	102.0	108	



## 2018-19 VS. PELICANS

Wed., Nov. 14 @ MIN 7:00 p.m.  
Mon., Dec. 31 @ NOP 7:00 p.m.  
Sat., Jan. 12 @ MIN 7:00 p.m.  
Fri., Feb. 8 @ NOP 8:30 p.m.

## TEAM INFORMATION

Owner: Gayle Benson  
General Manager: Dell Demps  
Head Coach: Alvin Gentry  
Associate Head Coach: Darren Erman  
Assistant Coaches: Chris Finch, Fred Vinson, Kevin Hanson, Mike Penberthy, Joe Boylan

Sr. VP of Communications/Broadcasting: Greg Benseal  
Dir. of Basketball Communications: Matt Ryan  
Basketball Communications Manager: Will McClaran  
Basketball Communications & Broadcasting Coordinator: Chris Trahan  
Corporate Communications Coordinator: Jordy Spitale

Home Court: Smoothie King Center (16,867; 2002)  
Founded: 2002-03 - New Orleans Hornets; 2005-06 - New Orleans/Oklahoma City Hornets; 2007-08 - New Orleans Hornets; 2014-15 - New Orleans Pelicans  
NBA Titles: None

## SERIES FACTS

OVERALL: 25-29 • HOME: 14-13 • ROAD: 11-16  
Biggest Wolves Win: 35, (144-109 - 04/13/16, Home)  
Biggest Wolves Loss: 48 (91-139 - 11/14/14, Road)  
Current Overall Streak: W4 Home: W2 Road: W2  
Last Wolves Win: 118-107 @ Minnesota, 02/03/18  
Last Wolves Loss: 109-123 @ New Orleans, 03/19/17

## GAME-BY-GAME

DATE	H/A	W/L	MIN-OPP	DATE	H/A	W/L	MIN-OPP
11/13/02	A	L	98-102	11/23/16	A	L	96-117
02/14/03	H	W	114-93	02/10/17	H	L	106-122
				03/19/17	A	L	109-123
01/13/04	A	W	94-89	11/01/17	A	W	104-98
01/19/04	H	W	97-90	11/29/17	A	W	120-102
11/06/04	H	W	99-92	01/06/18	H	W	116-98
11/20/04	A	W	99-94	02/03/18	H	W	118-107
03/23/05	H	W	107-102				
04/18/05	A	W	102-99				
11/23/05	A	L	80-84				
12/21/05	H	W	88-69				
02/11/06	H	L	94-100				
11/18/06	H	L	96-99				
11/24/06	A	W	86-79				
02/02/07	A	L	83-90				
04/07/07	H	L	94-96				
11/17/07	H	L	82-100				
11/26/07	A	W	103-94				
12/22/07	A	L	76-110				
04/09/08	H	L	90-122				
01/23/09	H	W	116-108				
02/08/09	A	L	97-101				
03/18/09	A	L	93-94				
12/04/09	A	L	89-98				
12/09/09	H	L	96-97				
01/22/10	H	L	94-96				
04/11/10	A	L	86-114				
12/27/10	H	W	113-98				
02/07/11	A	W	104-92				
02/25/11	H	L	81-95				
01/13/12	A	W	87-80				
03/10/12	H	L	89-95				
04/07/12	A	L	90-99				
12/14/12	A	W	113-102				
01/11/13	A	L	92-104				
02/02/13	H	W	115-86				
03/17/13	H	W	97-95				
01/01/14	H	W	124-112				
01/29/14	H	W	88-77				
02/07/14	A	L	91-98				
11/14/14	A	L	91-139				
01/23/15	H	L	84-92				
03/29/15	A	L	88-110				
04/13/15	H	L	88-100				
01/19/16	A	L	99-114				
02/08/16	H	L	102-116				
02/27/16	A	W	112-110				
04/13/16	H	W	144-109				

## 2017-18 WOLVES VS. PELICANS (4-0)

DATE	SITE	FINAL SCORE	WOLVES HIGH	PELICANS HIGH	ATTENDANCE
11/01/17	New Orleans	W 104-98	Butler 23	Cousins 35	14,788
11/29/17	New Orleans	W 120-102	Wiggins 28	Holiday 27	15,555
01/06/18	Minnesota	W 116-98	Towns 21	Cousins 23	18,978
02/03/18	Minnesota	W 118-107	Butler 30	Davis 38	17,954

## MINNESOTA VS. NEW ORLEANS

PLAYER	G-GS	MIN	FG-FGA	PCT	3FG-FGA	PCT	FT-FTA	PCT	OFF	DEF	TOT	AST	PF-DQ	STL	TO	BLK	PTS	AVG	HI
Butler	4-4	135	34-66	.515	5-11	.455	20-27	.741	6	17	23	20	1-0	7	8	0	93	23.3	30
Wiggins	4-4	146	35-75	.467	5-18	.278	6-9	.667	8	17	25	8	4-0	4	7	4	81	20.3	28
Towns	4-4	111	20-41	.488	7-8	.875	9-10	.900	12	35	47	7	17-0	3	13	3	56	14.0	22
Dieng	4-0	98	21-35	.600	4-10	.400	5-6	.833	7	16	23	9	12-0	6	2	1	51	12.8	19
Gibson	4-4	139	20-33	.606	1-2	.500	7-8	.875	9	28	37	9	10-0	6	5	1	48	12.0	15
Jones	4-2	107	17-28	.607	3-8	.375	8-9	.889	1	8	9	14	6-0	7	7	0	45	11.3	16
Crawford	4-0	82	12-29	.414	3-11	.273	8-9	.889	1	6	7	11	3-0	4	6	1	35	8.8	12
Bjelica	3-0	41	8-12	.667	3-6	.500	0-0	---	0	8	8	1	8-0	3	3	0	19	6.3	12
Muhammad	1-0	9	3-4	.750	0-0	---	0-0	---	1	2	3	0	1-0	0	0	1	6	6.0	6
Teague	2-2	63	4-13	.308	1-5	.200	1-2	.500	0	4	4	15	1-0	1	7	1	10	5.0	5
Brooks	3-0	23	4-10	.400	2-5	.400	0-0	---	1	1	2	3	4-0	0	1	0	10	3.3	5
Aldrich	1-0	2	1-1	1.000	0-0	---	0-0	---	0	0	0	0	1-0	0	0	0	2	2.0	2
Georges-Hunt	3-0	3	1-2	.500	0-0	---	0-0	---	0	0	0	0	0-0	1	0	0	2	0.7	2
TIMBERWOLVES	960	180-349	.516	34-84	.405	64-80	.800	46	142	188	97	68-0	42	65	12	458	114.5	120	
PELICANS	960	150-347	.432	36-128	.281	69-77	.896	42	113	155	97	71-1	35	65	20	405	101.3	107	

## NEW ORLEANS VS. MINNESOTA

PLAYER	G-GS	MIN	FG-FGA	PCT	3FG-FGA	PCT	FT-FTA	PCT	OFF	DEF	TOT	AST	PF-DQ	STL	TO	BLK	PTS	AVG	HI
Cousins	3-3	119	23-47	.489	8-21	.381	21-23	.913	6	28	34	17	8-0	7	19	7	75	25.0	35
Davis	4-4	134	36-73	.493	1-8	.125	22-25	.880	10	23	33	9	6-0	6	7	4	95	23.8	38
Mirotic	1-0	35	6-13	.462	3-8	.375	3-5	.600	6	6	12	2	2-0	4	2	1	18	18.0	18
Holiday	4-4	146	26-60	.433	5-25	.200	6-7	.857	2	13	15	23	12-1	5	11	3	63	15.8	27
James	1-0	7	1-4	.250	0-1	.000	0-0	---	0	0	0	4	1-0	1	1	0	2	2.0	2
Allen	2-0	35	7-14	.500	1-3	.333	2-2	1.000	3	4	7	2	4-0	0	3	0	17	8.5	10
Rondo	3-3	69	10-20	.500	2-4	.500	0-0	---	0	6	6	13	6-0	2	6	0	22	7.3	10
Miller	4-0	77	9-24	.375	8-19	.421	0-0	---	0	3	3	3	8-0	1	2	2	26	6.5	12
Diallo	4-0	29	6-12	.500	0-0	---	9-9	1.000	5	10	15	2	2-0	0	1	1	21	5.3	10
Clark	4-0	56	8-24	.333	3-13	.231	1-1	1.000	3	5	8	7	6-0	0	2	1	20	5.0	9
Moore	4-4	97	8-27	.296	1-11	.091	3-3	1.000	5	4	9	6	8-0	6	5	1	20	5.0	8
Cunningham	4-2	89	6-17	.353	3-10	.300	2-2	1.000	1	5	6	0	4-0	1	1	0	17	4.3	5
Nelson	3-0	65	4-11	.364	1-4	.250	0-0	---	1	5	6	9	4-0	2	3	0	9	3.0	7
Cooke	1-0	2	0-1	.000	0-1	.000	0-0	---	0	1	1	0	0-0	0	0	0	0	0.0	0
PELICANS	960	150-347	.432	36-128	.281	69-77	.896	42	113	155	97	71-1	35	65	20	405	101.3	107	
TIMBERWOLVES	960	180-349	.516	34-84	.405	64-80	.800	46	142	188	97	68-0	42	65	12	458	114.5	120	





## 2018-19 VS. KNICKS

Fri., Feb. 22 @ NYK 6:30 p.m.  
Sun., Mar. 10 @ MIN 7:00 p.m.

## TEAM INFORMATION

Executive Chairman/Madison Square Garden: James L. Dolan

President: Steve Mills

General Manager: Scott Perry

Head Coach: David Fizdale

Assistant Coaches: Keith Smart, Kaleb Canelis, Jud Buechler, Pat Sullivan, Royal Ivey, Howard Easley

Head Athletic Trainer: Roger Hinds

Vice President, Public Relations: Dan Sabreen

Director, Media Relations: Gregg Schwartz

Manager, Public Relations: Derek Lapinski

Home Court: Madison Square Garden (19,812; 1968)

Founded: 1946-47

NBA Titles: Two (1969-70, 1972-73)

## SERIES FACTS

OVERALL: 24-32 • HOME: 14-14 • ROAD: 10-18 • PRESEASON: 3-1

Biggest Wolves Win: 21, 3X MR: (114-93 - 03/22/08, Home)

Biggest Wolves Loss: 27 (105-132 - 01/26/10, Road)

Current Overall Streak: W2 Home: W1 Road: W1

Last Wolves Win: 108-104 @ New York, 03/23/18

Last Wolves Loss: 114-118 @ New York, 12/02/16

## GAME-BY-GAME

DATE	H/A	W/L	MIN-OPP	DATE	H/A	W/L	MIN-OPP
11/18/89	A	L	96-111	01/26/10	A	L	105-132
03/15/90	H	W	102-82	01/31/10	H	W	112-91
12/13/90	H	L	76-87	11/12/10	H	W	112-103
01/16/91	A	W	93-89	12/06/10	A	L	114-121
12/23/91	H	L	91-97	02/11/12	H	L	98-100
02/29/92	A	L	87-103	12/23/12	A	L	91-94
11/25/92	H	L	78-99	02/08/13	H	L	94-100
02/23/93	A	L	91-95	11/03/13	A	W	109-100
01/17/94	A	L	94-106	03/05/14	H	L	106-118
03/24/94	H	L	106-123	11/19/14	H	W	115-99
12/30/94	H	L	81-90	03/19/15	A	W	95-92*
01/08/95	A	L	87-102	12/16/15	A	L	102-107
01/27/96	A	L	95-104	02/20/16	H	L	95-103
03/13/96	H	L	82-106	11/30/16	H	L	104-106
11/16/96	A	L	79-82	12/02/16	A	L	114-118
12/26/96	H	W	88-80	01/12/18	H	W	118-108
12/11/97	A	L	103-107	03/23/18	A	W	108-104
02/04/98	H	W	95-88				
02/25/99	A	L	113-115*				
11/11/99	H	W	93-90				
02/16/00	A	L	89-93				
12/02/00	A	L	90-100				
12/30/00	H	L	79-88				
11/06/01	H	W	104-94				
03/29/02	A	W	98-77				
11/24/02	A	W	106-88				
03/02/03	H	W	99-90				
11/26/03	H	L	92-97				
12/23/03	A	W	98-92				
11/03/04	H	W	99-93				
12/29/04	A	L	87-100				
01/16/06	A	W	96-90				
03/26/06	H	W	98-94				
11/22/06	H	W	107-89				
04/06/07	A	W	99-94				
11/04/07	A	L	93-97				
03/22/08	H	W	114-93				
12/26/08	A	W	120-107				
03/13/09	H	L	94-102				

## 2017-18 WOLVES VS. KNICKS (2-0)

DATE	SITE	FINAL SCORE	WOLVES HIGH	KNICKS HIGH	ATTENDANCE
01/12/18	Minnesota	W 118-108	Towns 23	Jack 18	18,978
03/23/18	New York	W 108-104	Towns 24	Hardaway 39	18,914

## MINNESOTA VS. NEW YORK

PLAYER	G-GS	MIN	FG-FGA	PCT	3FG-FGA	PCT	FT-FTA	PCT	OFF	DEF	TOT	AST	PF-DQ	STL	TO	BLK	PTS	AVG	HI
Towns	2-2	81	18-29	.621	4-7	.571	7-9	.778	6	22	28	12	7-0	1	4	4	47	23.5	24
Gibson	2-2	73	13-19	.684	0-1	.000	9-9	1.000	7	6	13	3	4-0	1	1	1	35	17.5	18
Wiggins	2-2	73	12-35	.343	3-11	.273	6-9	.667	1	16	17	4	4-0	4	6	1	33	16.5	17
Rose	1-1	31	6-14	.429	0-2	.000	3-3	1.000	1	2	3	3	1-0	0	4	0	15	15.0	15
Bjelica	2-1	49	10-12	.833	5-7	.714	2-4	.500	2	4	6	2	2-0	2	1	1	27	13.5	17
Butler	1-1	34	6-12	.500	1-3	.333	0-1	.000	1	3	4	2	1-0	3	2	1	13	13.0	13
Crawford	2-0	42	9-23	.391	5-11	.455	0-1	.000	1	1	2	7	3-0	0	2	0	23	11.5	13
Teague	2-2	66	6-24	.250	1-10	.100	9-10	.900	1	3	4	16	3-0	4	6	0	22	11.0	12
Dieng	2-0	33	7-11	.636	0-1	.000	0-0	---	3	5	8	2	2-0	2	3	2	14	7.0	10
Jones	2-0	30	3-5	.600	1-2	.500	5-5	1.000	0	6	6	8	1-0	1	1	0	12	6.0	7
TIMBERWOLVES	480	84-170	.494	20-53	.377	38-48	.792	22	66	88	56	27-0	18	27	10	226	113.0	118	
KNICKERBOCKERS	480	85-175	.486	24-52	.462	18-26	.692	19	59	78	50	44-0	15	27	6	212	106.0	108	

## NEW YORK VS. MINNESOTA

PLAYER	G-GS	MIN	FG-FGA	PCT	3FG-FGA	PCT	FT-FTA	PCT	OFF	DEF	TOT	AST	PF-DQ	STL	TO	BLK	PTS	AVG	HI
Hardaway	2-1	61	20-38	.526	10-19	.526	5-7	.714	0	5	5	5	3-0	5	3	0	55	27.5	39
Jack	1-1	33	7-12	.583	2-3	.667	2-2	1.000	0	1	1	8	2-0	1	2	0	18	18.0	18
Porzingis	1-1	36	6-19	.316	3-5	.600	2-4	.500	4	6	10	2	3-0	2	3	3	17	17.0	17
Burke	1-0	31	6-11	.545	1-2	.500	2-4	.500	0	2	2	9	3-0	2	3	0	15	15.0	15
Kanter	2-2	60	12-17	.706	0-0	---	3-4	.750	9	18	27	3	7-0	0	4	1	27	13.5	16
Beasley	2-1	43	10-19	.526	1-2	.500	0-0	---	0	9	9	5	4-0	0	3	1	21	10.5	13
Lee	2-2	47	7-15	.467	3-7	.429	0-0	---	1	2	3	4	3-0	0	1	0	17	8.5	14
O'Quinn	2-0	36	7-13	.538	0-1	.000	3-4	.750	2	7	9	3	7-0	0	1	0	17	8.5	12
Ntilikina	2-0	52	6-15	.400	2-5	.400	1-1	1.000	1	4	5	5	2-0	1	4	0	15	7.5	13
Kornet	1-0	21	2-7	.286	2-5	.400	0-0	---	0	2	2	2	2-0	0	0	0	6	6.0	6
Williams	1-0	20	2-7	.286	0-2	.000	0-0	---	2	2	4	2	4-0	3	0	0	4	4.0	4
McDermott	1-0	6	0-0	---	0-0	---	0-0	---	0	0	0	0	0-0	0	0	0	0	0.0	0
Mudiyar	1-1	5	0-1	.000	0-0	---	0-0	---	0	0	0	1	1-0	0	0	0	0	0.0	0
Thomas	1-1	29	0-1	.000	0-1	.000	0-0	---	0	1	1	1	3-0	1	2	1	0	0.0	0
KNICKERBOCKERS	480	85-175	.486	24-52	.462	18-26	.692	19	59	78	50	44-0	15	27	6	212	106.0	108	
TIMBERWOLVES	480	84-170	.494	20-53	.377	38-48	.792	22	66	88	56	27-0	18	27	10	226	113.0	118	



## 2018-19 VS. THUNDER

Sun., Dec. 23 @ OKC 7:00 p.m.  
Tue., Jan. 8 @ OKC 7:00 p.m.  
Tue., Mar. 5 @ MIN 7:00 p.m.  
Sun., Apr. 7 @ MIN 2:30 p.m.

## TEAM INFORMATION

Chairman: Clayton Bennett  
Executive Vice President/General Manager: Sam Presti  
Head Coach: Billy Donovan  
Assistant Coaches: Bob Beyer, Mark Bryant, Vin Bhavnani, Maurice Cheeks, Darko Rajakovic

Vice President of Basketball Communications & Engagement: Matt Tumbleson  
Sr. Basketball Communications Lead: John Read  
Basketball Communications Coordinators: Laila Wani, Shelby Willingham

Home Court: Chesapeake Energy Arena (18,203)  
Founded: 1967-68 - Seattle SuperSonics; 2008-09 Oklahoma City Thunder  
NBA Titles: One (1978-79)

## SERIES FACTS

OVERALL: 33-81 • HOME: 22-35 • ROAD: 11-46 • PLAYOFFS: 2-3 • PRESEASON: 2-3  
Biggest Wolves Win: 42 (129-87 - 01/07/09, Home)  
Biggest Wolves Loss: 37 (87-124 - 12/05/92, Road; 93-130 - 02/14/96, Road)  
Current Overall Streak: W1 Home: W2 Road: L1  
Last Wolves Win: 104-88 @ Minnesota, 01/10/18  
Last Wolves Loss: 107-111 @ Oklahoma City, 12/01/17

## GAME-BY-GAME

DATE	H/A	W/L	MIN-OPP	DATE	H/A	W/L	MIN-OPP	DATE	H/A	W/L	MIN-OPP
11/03/89	A	L	94-106	11/27/01	A	L	102-112	11/01/13	H	W	100-81
11/12/89	H	L	97-108	12/04/01	H	W	108-83	12/01/13	A	L	103-113
01/31/90	H	W	110-82	01/09/02	H	W	111-106	01/04/14	H	L	111-115
03/02/90	A	L	83-99	03/05/02	A	L	83-97	02/05/14	A	L	97-106
12/30/90	H	W	126-106	01/22/03	H	W	96-91	12/12/14	H	L	92-111
03/07/91	H	L	86-91	03/04/03	A	L	83-92	01/26/15	A	L	84-92
03/15/91	A	W	100-96*	04/02/03	H	W	91-86	03/13/15	A	L	99-113
03/29/91	A	L	107-117	04/09/03	A	L	92-100	04/15/15	H	L	113-138
11/17/91	H	L	91-101	11/11/03	H	L	87-89	01/12/16	H	L	96-101
12/06/91	A	L	94-96	12/27/03	A	W	104-86	01/26/16	A	L	93-113
02/24/92	H	L	91-106	03/09/04	A	W	105-92	01/27/16	H	L	123-126
04/12/92	A	L	116-126	03/31/04	H	W	90-83	03/11/16	A	W	99-96
12/05/92	A	L	87-124	11/23/04	H	L	92-103	11/05/16	A	L	92-112
01/08/93	H	L	93-98	01/21/05	A	W	112-107	12/25/16	A	L	100-112
02/24/93	H	L	77-89	02/25/05	A	L	88-98	01/13/17	H	W	96-86
04/13/93	A	L	95-129	04/17/05	H	L	94-109	04/11/17	H	L	98-100
11/26/93	H	L	92-110	11/04/05	A	L	102-107*	10/22/17	A	W	115-113
12/04/93	A	L	82-99	12/28/05	H	W	108-95	10/27/17	H	W	119-116
03/17/94	H	L	92-107	02/15/06	H	W	102-92	12/01/17	A	L	107-111
03/26/94	A	L	93-113	03/10/06	A	L	96-107	01/10/18	H	W	104-88
01/19/95	H	L	87-102	12/29/06	H	W	101-82				
02/22/95	A	L	104-120	01/26/07	A	L	100-102				
03/08/95	H	L	104-118	03/23/07	A	L	82-85				
03/29/95	A	L	92-109	03/27/07	H	L	106-114				
11/22/95	H	L	97-106	12/14/07	H	L	88-99				
02/14/96	A	L	93-130	12/29/07	A	L	90-109				
03/08/96	H	L	112-132	03/02/08	H	L	108-111*				
04/19/96	A	L	86-94	03/14/08	A	W	121-116				
11/27/96	H	L	98-106	11/02/08	A	L	85-88				
12/05/96	A	L	86-117	11/28/08	A	W	105-103				
03/13/97	H	L	92-108	01/07/09	H	W	129-87				
03/28/97	A	L	81-92	03/22/09	H	L	90-97				
12/09/97	H	L	99-108	01/20/10	H	L	92-94				
12/23/97	A	W	112-103	02/21/10	H	L	107-109				
03/08/98	H	L	98-99*	02/26/10	A	L	92-109				
03/14/98	A	L	80-114	04/04/10	A	L	108-116				
03/07/99	A	W	88-77	11/22/10	A	L	107-117				
03/09/99	H	W	85-84	12/08/10	H	L	103-111				
04/21/99	A	L	105-119	01/26/11	H	L	117-118*				
				03/25/11	A	L	103-111				
12/08/99	A	L	94-110								
12/23/99	H	W	109-102	12/26/11	H	L	100-104				
03/05/00	H	W	105-100*	03/23/12	A	L	140-149**				
04/12/00	A	L	83-110	04/14/12	H	L	110-115				
01/04/01	H	W	105-92	12/20/12	H	W	99-93				
01/19/01	A	W	98-93	01/09/13	A	L	84-106				
03/04/01	H	W	119-111*	02/22/13	A	L	111-127				
03/28/01	A	L	93-94	03/29/13	H	W	101-93				

## 2017-18 WOLVES VS. THUNDER (3-1)

DATE	SITE	FINAL SCORE	WOLVES HIGH	THUNDER HIGH	ATTENDANCE
10/22/17	Oklahoma City	W 115-113	Towns/Wiggins 27	Westbrook 31	18,203
10/27/17	Minnesota	W 119-116	Towns 33	Westbrook 27	17,620
12/01/17	Oklahoma City	L 107-111	Towns/Wiggins 23	George 36	18,203
01/10/18	Minnesota	W 104-88	Butler 26	Westbrook 38	18,978

## MINNESOTA VS. OKLAHOMA CITY

PLAYER	G-GS	MIN	FG-FGA	PCT	3FG-FGA	PCT	FT-FTA	PCT	OFF	DEF	TOT	AST	PF-DQ	STL	TO	BLK	PTS	AVG	HI
Towns	4-4	137	39-70	.557	6-17	.353	17-18	.944	17	35	52	4	17-0	2	8	6	101	25.3	33
Butler	4-4	154	28-56	.500	3-9	.333	29-32	.906	4	17	21	28	5-0	7	9	4	88	22.0	26
Wiggins	4-4	158	31-64	.484	10-27	.370	11-20	.550	1	15	16	8	12-0	6	4	2	83	20.8	27
Teague	4-4	136	17-31	.548	6-12	.500	15-22	.682	3	14	17	32	9-0	4	14	1	55	13.8	19
Gibson	4-4	134	20-30	.667	2-3	.667	3-4	.750	9	18	27	7	13-1	4	12	2	45	11.3	16
Dieng	4-0	62	11-21	.524	1-2	.500	6-6	1.000	7	6	13	4	9-0	2	5	1	29	7.3	10
Crawford	4-0	65	10-33	.303	5-13	.385	0-0	---	0	2	2	8	6-0	1	4	2	25	6.3	9
Bjelica	3-0	25	3-5	.600	3-5	.600	0-0	---	0	6	6	0	2-0	0	2	0	9	3.0	3
Brooks	1-0	2	1-1	1.000	0-0	---	0-0	---	0	0	0	0	0-0	0	0	0	2	2.0	2
Georges-Hunt	2-0	11	1-2	.500	0-0	---	0-2	.000	2	1	3	0	2-0	0	0	0	2	1.0	2
Jones	4-0	49	1-10	.100	1-3	.333	1-2	.500	1	1	2	5	4-0	2	4	0	4	1.0	3
Muhammad	4-0	24	1-5	.200	0-0	---	0-0	---	0	1	1	0	1-0	0	0	0	2	0.5	2
Aldrich	1-0	2	0-0	---	0-0	---	0-0	---	0	0	0	0	0-0	0	0	0	0	0.0	0
TIMBERWOLVES	960	163-328	.497	37-91	.407	82-106	.774	44	116	160	96	80-1	28	67	18	445	111.3	119	
THUNDER	960	162-341	.475	33-110	.300	71-87	.816	43	111	154	86	97-0	33	63	24	428	107.0	116	

## OKLAHOMA CITY VS. MINNESOTA

PLAYER	G-GS	MIN	FG-FGA	PCT	3FG-FGA	PCT	FT-FTA	PCT	OFF	DEF	TOT	AST	PF-DQ	STL	TO	BLK	PTS	AVG	HI
Westbrook	4-4	146	43-86	.500	7-21	.333	18-25	.720	7	25	32	38	7-0	8	21	1	111	27.8	38
George	4-4	156	29-71	.408	10-27	.370	18-18	1.000	2	19	21	25	17-0	6	10	5	86	21.5	36
Adams	4-4	133	29-38	.763	0-0	---	14-17	.824	21	14	35	4	13-0	4	8	3	72	18.0	27
Anthony	4-4	134	26-60	.433	6-23	.261	12-14	.857	0	11	11	5	13-0	4	6	1	70	17.5	23
Felton	4-0	61	13-20	.650	4-8	.500	0-0	---	1	3	4	5	5-0	2	6	0	30	7.5	12
Grant	4-0	91	10-17	.588	2-5	.400	5-7	.714	3	11	14	3	9-0	2	2	6	27	6.8	12
Roberson	3-3	64	5-15	.333	0-5	.000	0-2	.000	5	5	10	0	8-0	2	6	3	10	3.3	6
Collison	1-0	2	0-0	---	0-0	---	2-2	1.000	0	1	1	1	1-0	0	1	0	2	2.0	2
Huestis	4-0	62	3-13	.231	2-7	.286	0-0	---	2	10	12	1	8-0	0	0	4	8	2.0	3
Singler	1-0	2	0-0	---	0-0	---	2-2	1.000	0	0	0	0	1-0	0	0	0	2	2.0	2
Abrnes	3-0	27	2-4	.500	0-2	.000	0-0	---	0	0	0	0	7-0	2	0	0	4	1.3	4
Ferguson	3-1	29	1-9	.111	1-7	.143	0-0	---	1	0	1	1	6-0	2	0	0	3	1.0	3
Patterson	4-0	52	1-7	.143	1-5	.200	0-0	---	0	12	12	3	2-0	1	1	1	3	0.8	3
Johnson	1-0	2	0-1	.000	0-0	---	0-0	---	1	0	1	0	0-0	0	0	0	0	0.0	0
THUNDER	960	162-341	.475	33-110	.300	71-87	.816	43	111	154	86	97-0	33	63	24	428	107.0	116	
TIMBERWOLVES	960	163-328	.497	37-91	.407	82-106	.774	44	116	160	96	80-1	28	67	18	445	111.3	119	



## 2018-19 VS. MAGIC

Fri., Jan. 4 @ MIN 7:00 p.m.  
Thu., Feb. 7 @ ORL 6:00 p.m.

## TEAM INFORMATION

Senior Chairman: Rich DeVos  
President of Basketball Operations: Jeff Weltman  
General Manager: John Hammond  
Head Coach: Steve Clifford  
Assistant Coaches: Mike Batiste, Tyrone Corbin, Pat Delany, Steve Hetzel, Bruce Kreutzer  
Head Athletic Trainer: Ernest Eugene

Chief Communications Officer: Joel Glass  
Director of Communications: George Galante  
Director of Corporate Communications: Trish Wingerson  
Communications Manager: Brooke Brumblow

Home Court: Amway Center (18,846; 2010)  
Founded: 1989-90  
NBA Titles: None

## 2017-18 WOLVES VS. MAGIC (2-0)

DATE	SITE	FINAL SCORE	WOLVES HIGH	MAGIC HIGH	ATTENDANCE
11/22/17	Minnesota	W 124-118	Butler 26	Gordon 26	16,402
01/16/18	Orlando	L 102-108	Butler 28	Fournier 32	18,589

## MINNESOTA VS. ORLANDO

PLAYER	G-GS	MIN	FG-FGA	PCT	3FG-FGA	PCT	FT-FTA	PCT	OFF	DEF	TOT	AST	PF-DQ	STL	TO	BLK	PTS	AVG	HI
Butler	2-2	75	21-41	.512	5-9	.556	7-9	.778	5	5	10	7	4-0	7	1	2	54	27.0	28
Gibson	2-2	78	17-27	.630	0-0	---	8-10	.800	6	10	16	2	8-1	5	1	2	42	21.0	24
Teague	2-2	73	12-28	.429	2-5	.400	9-10	.900	1	4	5	17	7-0	4	3	1	35	17.5	22
Towns	2-2	76	13-24	.542	3-4	.750	4-5	.800	5	20	25	3	5-0	0	3	3	33	16.5	18
Wiggins	2-2	75	10-27	.370	1-6	.167	8-11	.727	1	9	10	6	1-0	1	2	2	29	14.5	20
Crawford	2-0	30	6-18	.333	3-7	.429	2-2	1.000	0	3	3	3	2-0	1	2	0	17	8.5	9
Muhammad	1-0	7	0-2	.000	0-1	.000	4-4	1.000	0	1	1	0	0-0	0	0	0	4	4.0	4
Dieng	2-0	29	2-9	.222	1-2	.500	1-2	.500	3	2	5	1	6-0	0	1	2	6	3.0	5
Jones	2-0	23	1-5	.200	0-3	.000	2-2	1.000	0	3	3	2	1-0	0	1	0	4	2.0	4
Bjelica	2-0	12	1-4	.250	0-2	.000	0-0	---	0	1	1	0	4-0	1	0	0	2	1.0	2
TIMBERWOLVES	480	83-185	.449	15-39	.385	45-55	.818	21	58	79	41	38-1	19	16	12	226	113.0	124	
MAGIC	480	86-181	.475	23-68	.338	31-41	.756	22	73	95	52	46-0	8	33	14	226	113.0	118	

## ORLANDO VS. MINNESOTA

PLAYER	G-GS	MIN	FG-FGA	PCT	3FG-FGA	PCT	FT-FTA	PCT	OFF	DEF	TOT	AST	PF-DQ	STL	TO	BLK	PTS	AVG	HI
Fournier	2-2	70	18-35	.514	7-16	.438	8-8	1.000	0	3	3	4	6-0	0	2	0	51	25.5	32
Ross	1-1	34	8-14	.571	3-8	.375	3-3	1.000	1	5	6	1	5-0	0	1	0	22	22.0	22
Gordon	2-2	75	16-35	.457	3-15	.200	5-6	.833	6	10	16	4	5-0	1	4	1	40	20.0	26
Augustin	2-0	37	8-12	.667	3-4	.750	5-6	.833	1	7	8	9	3-0	0	1	0	24	12.0	18
Birch	1-0	19	4-6	.667	0-0	---	4-4	1.000	5	5	10	1	2-0	0	3	4	12	12.0	12
Vucevic	1-1	34	5-13	.385	1-4	.250	0-0	---	1	13	14	4	4-0	0	4	1	11	11.0	11
Hezonja	1-0	18	4-12	.333	2-7	.286	0-0	---	0	1	1	3	1-0	1	1	0	10	10.0	10
Payton	2-2	59	7-14	.500	0-3	.000	2-7	.286	0	8	8	16	4-0	3	4	1	16	8.0	10
Speights	1-0	11	3-8	.375	2-5	.400	0-0	---	0	0	0	1	3-0	0	1	0	8	8.0	8
Biyombo	2-1	44	5-10	.500	0-0	---	4-5	.800	7	12	19	2	3-0	1	4	6	14	7.0	10
Simmons	2-1	50	6-18	.333	1-5	.200	0-2	.000	1	4	5	6	3-0	1	3	0	13	6.5	9
Iwundu	1-0	11	1-1	1.000	0-0	---	0-0	---	0	1	1	0	3-0	1	1	0	2	2.0	2
Affalo	2-0	15	1-3	.333	1-1	1.000	0-0	---	0	3	3	0	4-0	0	1	1	3	1.5	3
Mack	1-0	5	0-0	---	0-0	---	0-0	---	0	1	1	1	0-0	0	0	0	0	0.0	0
MAGIC	480	86-181	.475	23-68	.338	31-41	.756	22	73	95	52	46-0	8	33	14	226	113.0	118	
TIMBERWOLVES	480	83-185	.449	15-39	.385	45-55	.818	21	58	79	41	38-1	19	16	12	226	113.0	124	

## SERIES FACTS

OVERALL: 21-36 • HOME: 14-14 • ROAD: 7-22 • PRESEASON: 1-1  
Biggest Wolves Win: 29 (100-71 - 11/07/03, Road)  
Biggest Wolves Loss: 42 (86-128 - 11/03/10, Road)  
Current Overall Streak: L1 Home: W2 Road: L1  
Last Wolves Win: 124-118 @ Minnesota, 11/22/17  
Last Wolves Loss: 102-108 @ Orlando, 01/16/18

## GAME-BY-GAME

DATE	H/A	W/L	MIN-OPP	DATE	H/A	W/L	MIN-OPP
11/30/89	A	L	96-103	01/01/10	H	L	94-106
04/13/90	H	W	117-102	03/26/10	A	L	97-106
11/11/90	H	W	108-81	11/03/10	A	L	86-128
01/09/91	A	W	111-103	01/15/11	H	L	99-108
02/07/91	A	L	103-108	02/13/12	A	L	89-102
02/22/91	H	L	101-103	11/07/12	H	W	90-75
01/21/92	A	L	92-105	12/17/12	A	L	93-102
02/05/92	H	L	102-109	10/30/13	H	W	120-115*
03/02/93	A	L	89-108	04/05/14	A	L	92-100
04/09/93	H	L	92-95	11/07/14	A	L	103-112*
01/14/94	H	W	96-92	04/03/15	H	L	84-97
04/20/94	A	L	101-121	11/18/15	A	L	101-104*
01/06/95	A	L	99-121	12/01/15	H	L	93-96
02/19/95	H	W	100-95	11/09/16	A	W	123-107
11/24/95	H	L	98-109	01/30/17	H	W	111-105*
12/20/95	A	L	100-107	11/22/17	H	W	124-118
11/21/96	A	L	86-90	01/16/18	A	L	102-108
02/14/97	H	W	104-100				
02/11/98	H	L	89-96				
02/18/98	A	L	102-115				
12/02/99	H	L	93-103				
12/27/99	A	W	107-105				
01/25/01	H	W	109-100				
03/10/01	A	L	93-105				
11/17/01	H	W	103-95				
11/21/01	A	L	106-117				
11/01/02	H	W	111-105				
03/27/03	A	L	107-110				
11/07/03	A	W	100-71				
02/03/04	H	W	113-100				
01/12/05	H	L	80-87				
03/11/05	A	W	101-96				
12/30/05	A	L	87-107				
03/29/06	H	W	103-91				
11/11/06	H	L	98-109				
04/01/07	A	W	105-104*				
11/06/07	H	L	103-111				
04/11/08	A	W	102-101				
12/03/08	A	L	89-100				
12/27/08	H	L	94-118				



## 2018-19 VS. 76ERS

Tue., Jan. 15 @ PHI 6:00 p.m.  
Sat., Mar. 30 @ MIN 7:00 p.m.

## TEAM INFORMATION

**Managing Partner:** Josh Harris, David Blitzer  
**Chief Executive Officer:** Scott O'Neil  
**General Manager:** Elton Brand  
**Head Coach:** Brett Brown  
**Assistant Coaches:** Monty Williams, Billy Lange, Kevin Young, John Bryant  
**Assistant Coach/Head of Strength & Conditioning:** Todd Wright  
**Head Athletic Trainer:** Kevin Johnson

**Vice President, Communications:** Dave Sholler  
**Senior Director, Corporate Communications:** Lara Toscani Weems  
**Senior Director, Public Relations:** Patrick Rees  
**Media Relations Manager:** Rob King  
**Communications Coordinator:** Zack Neiner

**Home Court:** Wells Fargo Center (20,328; 1996)  
**Founded:** 1949-50 - Syracuse Nationals; 1963-64 - Philadelphia 76ers  
**NBA Titles:** Three (1954-55, 1966-67, 1982-83)



## SERIES FACTS

**OVERALL: 29-26 • HOME: 18-10 • ROAD: 11-16 • PRESEASON: 3-2**  
Biggest Wolves Win: 35 (119-84 - 12/08/04, Road)  
Biggest Wolves Loss: 38 (71-109 - 11/25/94, Home)  
Current Overall Streak: L3 Home: L1 Road: L4  
Last Wolves Win: 110-86 @ Minnesota, 11/17/16  
Last Wolves Loss: 108-120 @ Philadelphia, 03/24/18

## GAME-BY-GAME

DATE	H/A	W/L	MIN-OPP	DATE	H/A	W/L	MIN-OPP
11/10/89	H	W	125-118*	02/19/12	H	W	92-91
04/12/90	A	L	77-110	12/04/12	A	W	105-88
02/03/91	H	W	110-102**	02/20/13	H	W	94-87
04/14/91	A	W	96-88	12/11/13	H	W	106-99
12/13/91	H	L	95-104	01/06/14	A	W	126-95
01/24/92	A	L	86-119	12/03/14	H	L	77-85
03/08/93	H	L	83-92	01/30/15	A	L	94-103
04/18/93	A	L	79-106	11/23/15	H	W	100-95
03/15/94	H	W	96-87	01/04/16	A	L	99-109
03/18/94	A	W	100-98	11/17/16	H	W	110-86
11/25/94	H	L	71-109	01/03/17	A	L	91-93
02/15/95	A	W	101-97	12/12/17	H	L	112-108*
12/17/95	H	L	99-101	03/24/18	A	L	108-120
03/06/96	A	W	103-90				
03/11/97	H	W	104-100				
03/14/97	A	L	95-109				
12/17/97	A	W	94-90				
04/10/98	H	W	107-102				
01/09/00	A	W	123-112				
03/28/00	H	L	100-102				
11/09/00	H	L	82-84				
12/11/00	A	W	96-91*				
10/30/01	H	W	83-74				
01/30/02	A	L	91-96				
12/18/02	A	L	94-99				
02/02/03	H	W	99-91				
02/01/04	H	W	106-101				
02/29/04	A	L	74-81				
12/08/04	A	W	119-84				
01/07/05	H	W	89-84				
12/12/05	A	L	89-909*				
01/22/06	H	L	84-86				
12/03/06	A	W	95-84				
01/05/07	H	W	104-102*				
12/12/07	A	L	94-98				
02/19/08	H	W	104-88				
11/19/08	H	W	102-96				
03/25/09	A	L	88-96				
01/18/10	H	W	108-103*				
02/09/10	A	L	97-119				
02/12/11	H	L	87-107				
03/04/11	A	L	100-111				

## 2017-18 WOLVES VS. 76ERS (0-2)

DATE	SITE	FINAL SCORE	WOLVES HIGH	76ERS HIGH	ATTENDANCE
12/12/17	Minnesota	L 112-118 (OT)	Butler 38	Embiid 28	14,659
03/24/18	Philadelphia	L 108-120	Wiggins 16	Embiid 19	20,668

## MINNESOTA VS. PHILADELPHIA

PLAYER	G-GS	MIN	FG-FGA	PCT	3FG-FGA	PCT	FT-FTA	PCT	OFF	DEF	TOT	AST	PF-DQ	STL	TO	BLK	PTS	AVG	HI
Butler	1-1	46	15-33	.455	3-9	.333	5-5	1.000	3	3	6	3	1-0	1	1	0	38	38.0	38
Wiggins	2-2	71	15-41	.366	1-10	.100	5-10	.500	5	10	15	6	4-0	2	2	1	36	18.0	20
Towns	2-2	72	9-31	.290	2-10	.200	14-18	.778	6	21	27	3	8-0	5	6	4	34	17.0	19
Georges-Hunt	1-0	15	3-5	.600	0-0	---	5-5	1.000	0	2	2	0	1-0	2	0	0	11	11.0	11
Teague	2-2	61	9-22	.409	1-5	.200	1-2	.500	0	2	2	7	4-0	1	5	0	20	10.0	17
Dieng	2-0	45	8-18	.444	1-2	.500	2-2	1.000	4	12	16	2	4-0	2	2	3	19	9.5	15
Brooks	1-0	12	2-6	.333	2-4	.500	2-3	.667	1	1	2	0	4-0	0	0	0	8	8.0	8
Jones	2-0	40	5-7	.714	0-1	.000	6-6	1.000	1	3	4	7	1-0	6	1	0	16	8.0	11
Crawford	2-0	42	5-15	.333	0-6	.000	5-6	.833	1	2	3	6	2-0	0	4	0	15	7.5	13
Gibson	2-2	64	6-14	.429	0-1	.000	2-6	.333	8	9	17	3	10-1	2	2	2	14	7.0	7
Bjelica	1-1	28	2-9	.222	1-4	.250	0-0	---	1	3	4	0	5-0	0	1	0	5	5.0	5
Aldrich	1-0	12	2-4	.500	0-0	---	0-2	.000	0	5	5	1	4-0	0	0	0	4	4.0	4
TIMBERWOLVES	505	81-205	.395	11-52	.212	47-65	.723	30	73	103	38	48-1	21	24	10	220	110.0	112	
76ERS	505	82-168	.488	24-63	.381	50-68	.735	14	89	103	65	47-0	15	42	14	238	119.0	120	

## PHILADELPHIA VS. MINNESOTA

PLAYER	G-GS	MIN	FG-FGA	PCT	3FG-FGA	PCT	FT-FTA	PCT	OFF	DEF	TOT	AST	PF-DQ	STL	TO	BLK	PTS	AVG	HI
Embiid	2-2	63	14-28	.500	2-4	.500	17-20	.850	1	17	18	10	7-0	0	3	4	47	23.5	28
Redick	2-2	52	9-26	.346	5-16	.313	11-11	1.000	0	4	4	4	4-0	0	4	0	34	17.0	26
Saric	2-2	61	11-20	.550	6-14	.429	4-7	.571	4	7	11	5	1-0	1	4	0	32	16.0	18
Belinelli	1-0	26	5-6	.833	3-4	.750	4-5	.800	0	1	1	2	5-0	0	0	1	17	17.0	17
Booker	1-0	20	6-8	.750	0-0	---	0-0	---	2	3	5	5	0-0	2	0	1	12	12.0	12
Covington	1-1	28	4-10	.400	3-9	.333	0-0	---	0	6	6	2	2-0	4	2	2	11	11.0	11
Simmons	2-2	70	8-17	.471	0-0	---	6-11	.545	2	13	15	21	2-0	3	11	0	22	11.0	15
Ilyasova	1-0	23	4-9	.444	0-3	.000	1-2	.500	3	4	7	2	3-0	1	1	0	9	9.0	9
Anderson	1-0	18	3-9	.333	0-4	.000	3-3	1.000	0	3	3	3	2-0	1	1	1	9	9.0	9
Holmes	2-1	42	7-14	.500	1-3	.333	2-3	.667	0	13	13	2	2-0	0	2	1	17	8.5	15
Bayless	1-0	15	2-3	.667	2-3	.667	0-0	---	0	2	2	0	2-0	0	1	0	6	6.0	6
McConnell	2-0	45	4-6	.667	0-0	---	2-4	.500	1	10	11	4	6-0	1	6	1	10	5.0	7
Johnson	2-0	29	3-7	.429	0-1	.000	0-0	---	0	5	5	4	7-0	2	3	2	6	3.0	6
Korkmaz	1-0	10	1-3	.333	1-1	1.000	0-2	.000	0	1	1	0	2-0	0	0	1	3	3.0	3
Luwawu-Cabarot	1-0	4	1-2	.500	1-1	1.000	0-0	---	1	0	1	1	2-0	0	1	0	3	3.0	3
76ERS	505	82-168	.488	24-63	.381	50-68	.735	14	89	103	65	47-0	15	42	14	238	119.0	120	
TIMBERWOLVES	505	81-205	.395	11-52	.212	47-65	.723	30	73	103	38	48-1	21	24	10	220	110.0	112	





## 2018-19 VS. SUNS

Sat., Dec. 15 @ PHO 8:00 p.m.  
Sun., Jan. 20 @ MIN 6:00 p.m.  
Tue., Jan. 22 @ PHO 8:00 p.m.

## TEAM INFORMATION

Managing Partner: Robert Sarver  
Head Coach: Igor Kokoškov  
Associate Head Coach: Jay Triano  
Assistant Coaches: Joe Prunty, Corliss Williamson, Jamelle McMillan, Jason Staudt  
Sr. Vice President of Athlete Health & Performance/Head Athletic Trainer: Aaron Nelson

Vice President, Basketball Communications: Julie Fie  
Senior Manager, Basketball Communications: Cole Mickelson  
Manager, Basketball Communications: DC Headley  
Assistant to VP of Basketball Communications: Palmer Black  
Vice President, Communications & Content: Casey Taggatz  
Director, Business Communications: Carlos Manzanillo  
Business Communications Coordinator: Sean Gale

Home Court: Talking Stick Resort Arena (18,055; 1992)  
Founded: 1968-69  
NBA Titles: None

## SERIES FACTS

OVERALL: 40-69 • HOME: 23-30 • ROAD: 17-39 • PRESEASON: 1-2  
Biggest Wolves Win: 31 (117-86 - 03/22/13, Road)  
Biggest Wolves Loss: 38 (114-152 - 03/16/10, Road)  
Current Overall Streak: W1 Home: L1 Road: W1  
Last Wolves Win: 115-106 @ Phoenix, 12/23/17  
Last Wolves Loss: 106-108 @ Minnesota, 12/16/17

## GAME-BY-GAME

DATE	H/A	W/L	MIN-OPP	DATE	H/A	W/L	MIN-OPP	DATE	H/A	W/L	MIN-OPP
12/29/89	H	L	101-118	01/18/02	A	L	100-103*	01/07/15	H	L	111-113
01/18/90	A	L	96-113	02/13/02	H	W	107-92	01/16/15	A	L	99-110
03/10/90	H	L	98-101*	03/08/02	A	L	76-81	02/20/15	H	W	111-109
03/23/90	A	L	99-120	04/06/02	H	W	108-104	03/11/15	A	L	97-106
12/19/90	A	L	96-112	12/30/02	H	W	104-98	12/13/15	A	L	101-108
01/07/91	H	L	106-119	02/23/03	H	W	99-97	01/17/16	H	W	117-87
03/10/91	H	L	109-123	03/09/03	A	W	105-98	03/14/16	A	L	104-107
03/26/91	A	L	95-117	04/05/03	A	L	94-111	03/28/16	H	W	121-116
12/03/91	H	L	95-101	12/03/03	A	W	92-79	11/25/16	A	W	98-85
01/13/92	A	L	111-131	01/25/04	H	W	99-95	12/29/16	H	W	115-108
03/15/92	H	L	113-118	02/17/04	H	W	110-95	01/24/17	A	W	112-111
03/21/92	A	L	105-121	03/19/04	A	W	93-90				
11/14/92	H	L	101-108	12/03/04	A	W	97-93	11/11/17	A	L	110-118
01/27/93	H	L	116-117*	01/04/05	H	L	115-122	11/26/17	H	W	119-108
02/03/93	A	L	102-122	02/02/05	H	L	79-108	12/16/17	H	L	106-108
04/14/93	A	L	84-98	04/01/05	A	L	98-107	12/23/17	A	W	115-106
01/07/94	H	L	103-110	12/26/05	H	L	89-103				
02/09/94	A	L	106-111	02/06/06	A	W	103-101				
02/24/94	H	L	101-120	03/11/06	A	L	102-110				
03/04/94	A	L	101-106								
11/16/94	A	L	90-105	01/21/07	A	L	102-131				
12/10/94	H	L	89-103	01/29/07	H	W	121-112				
01/24/95	H	L	85-100	02/23/07	H	L	104-116				
03/31/95	A	L	96-106	03/20/07	A	L	90-108				
12/01/95	A	L	105-111	12/08/07	H	W	100-93				
01/04/96	A	W	98-93	01/18/08	A	L	95-115				
01/24/96	H	L	91-101	01/23/08	H	W	117-107				
02/28/96	H	L	93-117	04/04/08	A	L	88-117				
11/05/96	A	W	98-95	11/26/08	H	L	102-110				
12/13/96	H	W	108-105	01/16/09	A	W	105-103				
02/16/97	A	W	107-96	04/11/09	H	L	97-110				
04/08/97	A	L	107-115								
11/18/97	A	W	108-90	11/01/09	A	L	112-120				
12/13/97	H	W	112-101	11/27/09	H	L	84-107				
01/07/98	H	L	77-92	03/16/10	A	L	114-152				
03/25/98	A	W	99-97	03/28/10	H	L	105-111				
04/07/99	A	L	82-90	12/15/10	A	L	122-128				
04/28/99	H	W	97-92	04/06/11	H	L	98-108				
05/05/99	A	L	96-100	04/11/11	A	L	127-135*				
11/13/99	H	W	111-100	03/01/12	A	L	95-104				
02/10/00	A	L	85-101	03/12/12	A	W	127-124				
03/14/00	A	L	100-107	04/09/12	H	L	90-114				
04/02/00	H	L	86-87								
01/07/01	A	W	108-88	12/29/12	H	W	111-107				
01/23/01	H	W	82-73	02/26/13	A	L	83-84*				
02/17/01	A	L	96-104	03/22/13	A	W	117-86				
04/06/01	H	W	101-88	04/13/13	H	W	105-93				
				01/08/14	H	L	103-104				
				02/25/14	A	W	110-101				
				03/23/14	H	L	120-127				

## 2017-18 WOLVES VS. SUNS (2-2)

DATE	SITE	FINAL SCORE	WOLVES HIGH	SUNS HIGH	ATTENDANCE
11/11/17	Phoenix	L 110-118	Wiggins 27	Booker/Warren 35	16,910
11/26/17	Minnesota	W 119-108	Towns 32	James 26	16,448
12/16/17	Minnesota	L 106-108	Towns 28	Bender/Daniels 17	18,109
12/23/17	Phoenix	W 115-106	Butler 32	Warren 24	16,482

## MINNESOTA VS. PHOENIX

PLAYER	G-GS	MIN	FG-FGA	PCT	3FG-FGA	PCT	FT-FTA	PCT	OFF	DEF	TOT	AST	PF-DQ	STL	TO	BLK	PTS	AVG	HI
Towns	4-4	156	33-72	.458	8-20	.400	19-22	.864	18	31	49	9	16-0	4	5	6	93	23.3	32
Butler	4-4	151	31-73	.425	1-10	.100	29-34	.853	7	15	22	15	7-0	7	6	3	92	23.0	32
Wiggins	4-4	146	31-73	.425	7-17	.412	9-15	.600	6	5	11	5	9-0	7	6	2	78	19.5	27
Gibson	4-4	148	26-45	.578	0-3	.000	7-10	.700	19	25	44	4	10-0	4	4	3	59	14.8	18
Teague	3-3	99	16-33	.485	2-7	.286	3-5	.600	3	10	13	19	9-0	5	11	4	37	12.3	17
Dieng	3-0	59	8-18	.444	3-6	.500	4-4	1.000	5	10	15	5	4-0	2	2	3	23	7.7	11
Jones	4-1	83	10-16	.625	4-6	.667	4-4	1.000	0	5	5	12	6-0	11	0	2	28	7.0	10
Bjelica	1-0	20	3-7	.429	0-3	.000	0-0	---	2	5	7	1	3-0	1	1	0	6	6.0	6
Brooks	1-0	9	2-2	1.000	1-1	1.000	0-0	---	0	0	0	0	1-0	0	1	0	5	5.0	5
Muhammad	2-0	16	3-5	.600	0-1	.000	3-4	.750	0	4	4	1	2-0	0	1	0	9	4.5	9
Crawford	4-0	60	6-22	.273	2-9	.222	3-3	1.000	1	2	3	7	5-0	1	4	0	17	4.3	11
Georges-Hunt	2-0	11	1-2	.500	0-1	.000	1-4	.250	0	0	0	1	3-0	2	0	0	3	1.5	2
TIMBERWOLVES	960	170-368	.462	28-84	.333	82-105	.781	61	112	173	79	75-0	44	46	23	450	112.5	119	
SUNS	960	162-329	.492	45-108	.417	71-95	.747	40	131	171	92	88-0	19	74	18	440	110.0	118	

## PHOENIX VS. MINNESOTA

PLAYER	G-GS	MIN	FG-FGA	PCT	3FG-FGA	PCT	FT-FTA	PCT	OFF	DEF	TOT	AST	PF-DQ	STL	TO	BLK	PTS	AVG	HI
Booker	1-1	39	13-22	.591	5-9	.556	4-5	.800	0	9	9	6	5-0	1	4	0	35	35.0	35
Warren	4-4	148	38-75	.507	0-6	.000	16-18	.889	4	20	24	5	12-0	5	7	2	92	23.0	35
James	2-0	49	14-24	.583	3-5	.600	4-7	.571	1	7	8	12	1-0	0	6	0	35	17.5	26
Canaan	2-0	57	7-15	.467	3-7	.429	13-13	1.000	0	5	5	16	4-0	1	5	0	30	15.0	15
Daniels	4-0	95	16-32	.500	13-24	.542	3-3	1.000	0	1	1	2	6-0	0	4	0	48	12.0	18
Bender	4-0	93	14-29	.483	11-21	.524	2-2	1.000	0	3	3	2	8-0	2	1	1	41	10.3	17
Jackson	4-3	83	13-37	.351	2-13	.154	9-18	.500	7	12	19	8	14-0	1	11	1	37	9.3	13
Chriss	4-3	84	12-27	.444	5-13	.385	6-12	.500	5	13	18	7	11-0	1	5	8	35	8.8	13
Len	3-0	64	12-18	.667	0-0	---	0-0	---	10	21	31	8	6-0	2	6	2	24	8.0	12
Monroe	1-1	17	4-7	.571	0-0	---	0-0	---	2	3	5	2	0-0	0	1	0	8	8.0	8
Chandler	4-4	104	8-11	.727	0-0	---	8-9	.889	9	25	34	3	9-0	0	4	3	24	6.0	12
House	2-0	23	2-5	.400	1-3	.333	6-6	1.000	0	1	1	2	1-0	1	0	0	11	5.5	8
Ulis	4-4	85	7-24	.292	0-4	.000	0-2	.000	2	7	9	13	8-0	3	14	0	14	3.5	4
Dudley	2-0	19	2-3	.667	2-3	.667	0-0	---	0	4	4	6	3-0	2	1	1	6	3.0	6
SUNS	960	162-329	.492	45-108	.417	71-95	.747	40	131	171	92	88-0	19	74	18	440	110.0	118	
TIMBERWOLVES	960	170-368	.462	28-84	.333	82-105	.781	61	112	173	79	75-0	44	46	23	450	112.5	119	



## 2018-19 VS. TRAIL BLAZERS

Sun., Nov. 4 @ POR 8:00 p.m.  
Fri., Nov. 16 @ MIN 7:00 p.m.  
Sat., Dec. 8 @ POR 9:00 p.m.  
Mon., Apr. 1 @ MIN 7:00 p.m.

## TEAM INFORMATION

Owner: Paul Allen  
President of Basketball Operations: Neil Olshey  
President & CEO: Chris McGowan  
Head Coach: Terry Stotts  
Assistant Coaches: David Vanterpool, Nate Tibbetts, Dale Osbourne, John McCullough, Jim Moran  
Head Athletic Trainer: Geoff Clark

Vice President of Basketball Communications: Jim Taylor  
Basketball Communications Director: Collin Romer  
Basketball Communications Assistant: Jacob Gifford

Home Court: Moda Center (19,441; 1995)  
Founded: 1970-71  
NBA Titles: One (1976-77)

## SERIES FACTS

OVERALL: 33-81 • HOME: 21-35 • ROAD: 12-46 • PLAYOFFS: 1-3 • PRESEASON: 1-1  
Biggest Wolves Win: 21 (96-75 - 01/08/04, Home)  
Biggest Wolves Loss: 30 (91-121 - 03/30/91, Road)  
Current Overall Streak: L2 Home: W3 Road: L4  
Last Wolves Win: 120-103 @ Minnesota, 01/14/18  
Last Wolves Loss: 99-108 @ Portland, 03/01/18

## GAME-BY-GAME

DATE	H/A	W/L	MIN-OPP	DATE	H/A	W/L	MIN-OPP	DATE	H/A	W/L	MIN-OPP
11/05/89	A	L	83-93	12/30/01	A	W	95-93	12/18/13	H	W	120-109
01/11/90	H	L	80-82	02/06/02	H	W	113-103	01/25/14	A	L	104-115
03/25/90	A	W	110-105	03/06/02	A	L	78-85	02/08/14	H	L	110-117
04/10/90	H	L	94-106	03/23/02	H	L	99-108	02/23/14	A	L	97-108
11/29/90	A	L	92-107	12/14/02	H	L	92-98*	11/30/14	A	L	93-107
01/15/91	H	L	117-132	01/18/03	A	W	104-98	12/10/14	H	W	90-82
03/30/91	A	L	91-121	03/16/03	H	W	111-95	03/07/15	H	W	121-113
04/02/91	H	L	93-104	04/06/03	A	W	97-78	04/08/15	A	L	91-116
11/15/91	H	L	102-107	12/26/03	A	L	92-101	11/02/15	H	L	101-106
12/16/91	A	L	104/119	01/08/04	H	W	96-75	12/05/15	H	L	103-109
03/11/92	H	L	113-124	03/10/04	A	L	79-92	01/31/16	A	L	93-96
03/17/92	A	L	91-111	03/14/04	H	L	83-92	04/09/16	A	W	106-105
01/20/93	H	L	94-110	12/14/04	H	W	100-89	01/01/17	H	L	89-95
02/02/93	A	W	104-91	01/15/05	H	W	92-84	03/25/17	A	L	100-112
04/11/93	A	L	110-127	01/22/05	A	W	92-83	04/03/17	H	W	110-109
04/16/93	H	L	109-117	02/27/05	A	W	91-83	04/06/17	A	L	98-105
12/08/93	H	L	111-114	11/02/05	H	W	90-86	12/18/17	H	W	108-107
12/18/93	A	L	95-105	12/07/05	A	W	84-74	01/14/18	H	W	102-103
01/28/94	A	L	98-109	12/23/05	H	L	83-91	01/24/18	A	L	114-123
04/22/94	H	L	103-118	02/03/06	A	L	85-89	03/01/18	A	L	99-108
02/03/95	H	L	97-112	11/04/06	A	L	86-88				
02/21/95	A	L	86-99	11/14/06	H	W	101-89				
03/12/95	H	L	88-102	01/24/07	A	L	98-101*				
04/04/95	A	L	91-95	03/25/07	H	W	94-93				
11/10/95	H	L	102-108	12/28/07	A	L	98-109				
01/07/96	A	L	97-113	01/02/08	H	L	79-90				
02/07/96	H	L	93-103	03/11/08	H	L	96-103				
03/19/96	A	L	78-106	03/15/08	A	L	96-107				
11/07/96	A	L	94-95*	11/08/08	A	L	93-97				
11/12/96	H	W	100-97	11/15/08	H	L	83-88				
01/25/97	A	L	94-101	02/27/09	H	L	82-102				
02/02/97	H	W	103-102	03/07/09	A	L	93-95				
11/04/97	A	L	105-122	11/08/09	A	L	93-116				
11/26/97	H	L	90-96	11/11/09	H	L	84-107				
01/09/98	H	W	96-91	11/21/09	A	L	78-106				
03/12/98	A	L	92-95	02/27/10	H	L	91-110				
02/28/99	H	L	93-100	12/17/10	A	L	102-107				
03/05/99	A	L	85-97	01/07/11	H	L	98-108				
04/25/99	A	L	84-100	01/17/11	A	L	102-113				
				02/14/11	H	L	81-95				
11/24/99	H	L	81-88								
12/09/99	A	L	86-90	03/03/12	A	W	127-124				
01/06/00	H	W	98-96	03/07/12	H	W	106-94				
03/16/00	A	W	96-92	04/01/12	A	L	106-119				
01/27/01	H	W	93-80	11/23/12	A	L	95-103				
02/13/01	A	L	88-109	01/05/13	H	L	97-102				
04/01/01	A	W	99-95	02/04/13	H	L	98-100				
04/04/01	H	W	83-79	03/02/13	A	L	94-109				



## 2017-18 WOLVES VS. TRAIL BLAZERS (2-2)

DATE	SITE	FINAL SCORE	WOLVES HIGH	TRAIL BLAZERS HIGH	ATTENDANCE
12/18/17	Minnesota	W 108-107	Butler 37	McCollum/Nurkic 20	14,187
01/14/18	Minnesota	W 120-103	Butler 24	Lillard 21	14,739
01/24/18	Portland	L 114-123	Wiggins 24	Lillard 31	18,920
03/01/18	Portland	L 99-108	Towns 34	Lillard 35	19,533

## MINNESOTA VS. PORTLAND

PLAYER	G-GS	MIN	FG-FGA	PCT	3FG-FGA	PCT	FT-FTA	PCT	OFF	DEF	TOT	AST	PF-DQ	STL	TO	BLK	PTS	AVG	HI
Butler	2-2	69	19-32	.594	3-4	.750	20-23	.870	2	9	11	8	2-0	4	0	0	61	30.5	37
Towns	4-4	149	28-54	.519	8-16	.500	22-25	.880	7	37	44	9	15-0	4	8	3	86	21.5	34
Wiggins	4-4	134	30-62	.484	4-13	.308	7-12	.583	5	13	18	7	8-1	3	8	3	71	17.8	24
Teague	4-4	129	23-54	.426	3-8	.375	14-15	.933	3	8	11	21	7-0	5	12	1	63	15.8	22
Crawford	4-0	88	25-48	.521	4-19	.211	8-9	.889	0	3	3	11	4-0	2	3	1	62	15.5	23
Gibson	4-4	120	20-34	.588	0-2	.000	2-4	.500	6	11	17	3	10-0	3	6	1	42	10.5	12
Bjelica	3-2	89	10-20	.500	2-6	.333	0-0	---	2	22	24	1	8-0	3	3	1	22	7.3	9
Muhammad	2-0	8	2-4	.500	0-0	---	3-3	1.000	1	0	1	0	0-0	0	0	0	7	3.5	5
Jones	4-0	56	5-14	.357	0-2	.000	2-2	1.000	2	1	3	11	5-0	4	0	1	12	3.0	6
Dieng	4-0	80	5-13	.385	0-1	.000	0-0	---	4	13	17	5	7-0	2	2	3	10	2.5	6
Aldrich	1-0	4	0-0	---	0-0	---	1-2	.500	0	2	2	0	0-0	0	0	0	1	1.0	1
Brooks	2-0	4	1-2	.500	0-1	.000	0-0	---	0	0	0	0	0-0	0	0	0	2	1.0	2
Georges-Hunt	4-0	31	0-3	.000	0-2	.000	2-2	1.000	0	1	1	0	3-0	0	0	2	0	0.5	2
TRAILBLAZERS	960	168-340	.494	24-74	.324	81-97	.835	32	120	152	76	69-1	30	45	14	441	110.3	120	
MINNESOTA	960	166-337	.493	47-110	.427	62-78	.795	33	130	163	86	80-0	25	54	18	441	110.3	123	

## PORTLAND VS. MINNESOTA

PLAYER	G-GS	MIN	FG-FGA	PCT	3FG-FGA	PCT	FT-FTA	PCT	OFF	DEF	TOT	AST	PF-DQ	STL	TO	BLK	PTS	AVG	HI
Lillard	4-4	142	32-71	.451	14-36	.389	26-30	.867	4	21	25	31	8-0	2	13	1	104	26.0	35
McCollum	4-4	136	35-70	.500	12-21	.571	3-6	.500	0	9	9	11	8-0	4	5	2	85	21.3	28
Nurkic	4-4	87	21-35	.600	0-0	---	8-8	1.000	7	14	21	2	14-0	2	7	4	50	12.5	20
Aminu	4-4	112	17-35	.486	7-14	.500	3-5	.600	4	28	32	2	6-0	4	6	2	44	11.0	15
Napier	4-0	81	14-31	.452	3-10	.300	12-14	.857	0	5	5	7	5-0	2	7	2	43	10.8	16
Davis	4-0	94	13-16	.813	0-0	---	5-9	.556	13	23	36	4	9-0	2	2	2	31	7.8	11
Connaughton	4-0	70	12-27	.444	6-13	.462	0-0	---	1	6	7	6	6-0	2	2	2	30	7.5	18
Collins	4-0	87	10-22	.455	4-9	.444	0-0	---	2	11	13	3	13-0	1	2	2	24	6.0	8
Turner	4-3	107	8-19	.421	1-3	.333	5-6	.833	2	4	6	19	6-0	5	6	1	22	5.5	9
Leonard	2-0	8	4-4	1.000	0-0	---	0-0	---	0	2	2	1	1-0	0	1	0	8	4.0	8
Harkless	3-1	17	0-4	.000	0-2	.000	0-0	---	0	1	1	0	2-0	1	0	0	0	0.0	0
Layman	2-0	10	0-1	.000	0-1	.000	0-0	---	0	0	0	0	1-0	0	0	0	0	0.0	0
Vonleh	2-0	10	0-2	.000	0-1	.000	0-0	---	0	6	6	0	1-0	0	1	0	0	0.0	0
TRAIL BLAZERS	960	166-337	.493	47-110	.427	62-78	.795	33	130	163	86	80-0	25	54	18	441	110.3	123	
TIMBERWOLVES	960	168-340	.494	24-74	.324	81-97	.835	32	120	152	76	69-1	30	45	14	441	110.3	120	



## 2018-19 VS. SACRAMENTO

Fri., Nov. 9 @ SAC 9:00 p.m.  
Wed., Dec. 12 @ SAC 9:00 p.m.  
Mon., Dec. 17 @ MIN 7:00 p.m.  
Mon., Feb. 25 @ MIN 7:00 p.m.

## TEAM INFORMATION

**Owner:** Vivek Ranadive  
**General Manager:** Vlade Divac  
**Head Coach:** Dave Joerger  
**Assistant Coaches:** Elston Turner, Bryan Gates, Bob Thornton, Jason March, Duane Ticknor  
**Player Development Coaches:** Larry Lewis, Phil Ricci, Bobby Jackson  
**Head Athletic Trainer:** Mike Roncarati

**Sr. Vice President, Communications:** Joelle Terry  
**Director, Media Relations:** Chris Clark  
**Media Relations Manager:** Rahsaan Gethers

**Home Court:** Golden 1 Center (17,583; 2016)  
**Founded:** 1948-49 - Rochester Royals; 1957-58 - Cincinnati Royals; 1972-73 - Kansas City-Omaha Kings; 1975-76 - Kansas City Kings; 1985-86 - Sacramento Kings  
**NBA Titles:** One (1950-51)

## SERIES FACTS

**OVERALL: 57-53 • HOME: 35-21 • ROAD: 22-32 • PLAYOFFS: 4-3**  
Biggest Wolves Win: 29 (117-88 - 02/07/01, Home)  
Biggest Wolves Loss: 32 (95-127 - 03/20/11, Home)  
Current Overall Streak: W3 Home: W2 Road: W2  
Last Wolves Win: 118-100 @ Sacramento, 02/26/18  
Last Wolves Loss: 117-123 @ Minnesota, 04/01/17

## GAME-BY-GAME

DATE	H/A	W/L	MIN-OPP	DATE	H/A	W/L	MIN-OPP	DATE	H/A	W/L	MIN-OPP
11/09/90	A	L	70-84	12/14/01	H	W	114-94	11/22/14	H	L	101-113
01/29/90	H	W	109-91	12/28/01	A	L	111-125	01/01/15	H	L	107-110
03/21/90	A	L	84-90	02/03/02	H	L	107-112	04/07/15	A	L	111-116
03/28/90	H	W	93-88	04/09/02	A	L	103-122				
								11/27/15	A	W	101-91
11/27/90	A	W	89-80	11/27/02	H	W	90-74	12/18/15	H	W	99-95
12/18/90	A	L	99-108	12/03/02	A	L	86-98	03/23/16	H	W	113-104
01/30/91	H	L	109-117	01/10/03	H	W	115-109*	04/07/16	A	W	105-97
04/15/91	H	W	112-94	03/05/03	A	L	95-96*				
								10/29/16	A	L	103-106
11/09/91	A	W	84-80	11/05/03	H	L	121-125*	12/23/16	H	L	105-109
12/30/91	H	L	109-117	12/05/03	A	W	112-109*	02/27/17	A	W	102-88
03/29/92	H	L	86-112	02/19/04	H	W	92-75	04/01/17	H	L	117-123
04/11/92	A	L	94-114	04/08/04	A	W	94-86				
								12/14/17	H	W	119-96
12/23/92	H	L	96-102*	11/28/04	A	W	121-110	02/11/18	H	W	111-106
01/23/93	A	L	108-113	12/10/04	H	W	113-105	02/26/18	A	W	118-100
02/18/93	H	W	121-114	01/30/05	H	L	84-94				
03/11/93	A	L	95-109	04/03/05	A	W	112-100				
11/19/93	H	W	113-108	12/04/05	A	W	85-77				
12/01/93	A	W	111-101	12/13/05	H	L	91-93				
03/09/94	H	L	96-104	03/19/06	H	W	95-89				
04/02/94	A	L	87-102								
				11/01/06	H	W	92-83				
12/22/94	A	L	89-109	11/06/06	A	L	81-93				
01/10/95	H	L	85-98	01/31/07	H	L	98-100				
03/01/95	A	W	98-87	03/21/07	A	W	95-89				
03/26/95	H	L	98-104								
				11/10/07	A	L	93-100				
11/03/95	A	L	86-95	11/04/07	H	W	108-103				
01/15/96	H	W	103-94	03/07/08	A	W	111-103				
02/13/96	A	W	94-90								
03/15/96	H	W	113-87	10/29/08	H	W	98-96				
				11/07/08	A	L	109-121				
12/03/96	H	L	89-96	12/15/08	A	L	103-118				
12/19/96	A	L	105-112	04/15/09	H	L	90-97				
01/28/97	H	L	88-91								
02/18/97	A	L	84-95	12/12/09	A	L	100-120				
				12/18/09	H	W	112-96				
12/05/97	H	W	101-90	03/14/10	A	L	100-114				
12/22/97	A	L	79-87	03/31/10	H	W	108-99				
02/22/98	H	W	113-95								
03/29/98	A	W	104-96	10/27/10	H	L	116-117				
				11/10/10	A	W	98-89				
02/21/99	H	W	102-90	03/20/11	H	L	95-127				
03/12/99	A	W	101-95								
04/03/99	H	W	105-96	01/16/12	H	W	99-86				
04/23/99	A	L	97-105	02/07/12	H	W	86-84				
				03/18/12	A	L	99-115				
11/05/99	A	L	95-100	04/02/12	A	L	108-116				
11/06/99	H	W	114-101								
01/31/00	H	W	105-90	11/02/12	H	W	92-80				
04/07/00	A	W	95-92	11/27/12	A	W	97-89				
				03/21/13	A	L	98-101				
11/04/00	H	W	99-91								
01/08/01	A	L	97-100	01/15/14	H	L	108-111				
02/07/01	H	W	117-88	03/01/14	A	W	108-97				
03/30/01	A	L	98-110	03/16/14	H	W	104-102				
				04/13/14	A	L	103-106				

## 2017-18 WOLVES VS. KINGS (3-0)

DATE	SITE	FINAL SCORE	WOLVES HIGH	KINGS HIGH	ATTENDANCE
12/14/17	Minnesota	W 119-96	Towns 30	Hill 16	11,126
02/11/18	Minnesota	W 111-106	Towns 29	Fox 23	18,068
02/26/18	Sacramento	W 118-100	Towns 26	Labissiere 20	17,583

## MINNESOTA VS. SACRAMENTO

PLAYER	G-GS	MIN	FG-FGA	PCT	3FG-FGA	PCT	FT-FTA	PCT	OFF	DEF	TOT	AST	PF-DQ	STL	TO	BLK	PTS	AVG	HI
Towns	3-3	110	30-43	.698	4-11	.364	21-24	.875	10	29	39	15	8-0	4	6	10	85	28.3	30
Wiggins	3-3	106	24-45	.533	5-10	.500	7-9	.778	0	10	10	5	3-0	2	5	2	60	20.0	22
Butler	2-2	75	12-19	.632	1-1	1.000	14-16	.875	2	10	12	12	1-0	4	3	2	39	19.5	21
Gibson	3-3	91	17-29	.586	0-2	.000	8-9	.889	5	10	15	3	12-0	1	2	2	42	14.0	15
Teague	3-3	95	12-28	.429	4-11	.364	14-16	.875	0	7	7	23	5-0	8	8	0	42	14.0	20
Bjelica	2-1	50	6-13	.462	3-5	.600	0-0	---	3	7	10	6	1-0	4	2	1	15	7.5	12
Crawford	3-0	63	6-23	.261	5-14	.357	3-3	1.000	1	0	1	8	3-0	2	2	0	20	6.7	12
Jones	3-0	49	5-8	.625	2-3	.667	5-5	1.000	0	5	5	4	6-0	3	5	0	17	5.7	7
Dieng	3-0	57	5-18	.278	0-1	.000	6-6	1.000	3	14	17	2	8-0	4	2	1	16	5.3	10
Georges-Hunt	1-0	17	2-3	.667	1-2	.500	0-0	---	0	1	1	1	2-0	0	1	0	5	5.0	5
Brooks	2-0	4	2-2	1.000	1-1	1.000	0-0	---	0	1	1	1	1-0	0	1	0	5	2.5	5
Aldrich	2-0	4	1-1	1.000	0-0	---	0-0	---	0	1	1	0	0-0	1	0	0	2	1.0	2
TIMBERWOLVES	720	122-232	.526	26-61	.426	78-88	.886	24	95	119	80	50-0	33	39	18	348	116.0	119	
KINGS	720	118-259	.456	32-80	.400	34-42	.810	38	78	116	63	67-1	21	48	7	302	100.7	106	

## SACRAMENTO VS. MINNESOTA

PLAYER	G-GS	MIN	FG-FGA	PCT	3FG-FGA	PCT	FT-FTA	PCT	OFF	DEF	TOT	AST	PF-DQ	STL	TO	BLK	PTS	AVG	HI
Hill	1-1	30	5-9	.556	4-5	.800	2-2	1.000	0	2	2	3	2-0	0	2	0	16	16.0	16
Hield	3-0	68	17-37	.459	6-18	.333	2-2	1.000	6	6	12	4	4-0	2	7	2	42	14.0	16
Randolph	2-2	53	11-22	.500	3-6	.500	2-2	1.000	3	12	15	1	6-0	1	5	0	27	13.5	15
Labissiere	2-2	44	11-16	.688	1-3	.333	3-3	1.000	2	3	5	1	4-0	1	0	1	26	13.0	20
Fox	3-3	69	13-26	.500	4-8	.500	8-10	.800	0	4	4	9	3-0	3	9	0	38	12.7	23
Cauley-Stein	3-2	76	14-31	.452	0-0	---	8-10	.800	5	10	15	5	11-1	1	7	1	36	12.0	17
Bogdanovic	3-2	96	12-31	.387	6-13	.462	3-4	.750	2	10	12	17	7-0	1	6	1	33	11.0	13
Koufos	3-0	62	14-25	.560	0-0	---	2-3	.667	9	13	22	4	10-0	1	0	0	30	10.0	12
Mason	2-0	40	5-17	.294	1-3	.333	3-3	1.000	2	4	6	5	4-0	0	6	1	14	7.0	9
Sampson	1-0	17	3-4	.750	0-1	.000	0-0	---	1	2	3	1	3-0	1	0	1	6	6.0	6
Jackson	3-2	71	6-18	.333	3-9	.333	0-0	---	3	3	6	5	2-0	4	1	0	15	5.0	7
Caboclo	1-0	19	2-7	.286	0-3	.000	0-0	---	2	1	3	1	3-0	1	1	0	4	4.0	4
Carter	2-0	28	3-7	.429	2-5	.400	0-1	.000	0	4	4	4	2-0	2	1	0	8	4.0	5
Temple	2-1	41	2-8	.250	2-5	.400	1-2	.500	3	3	6	3	6-0	2	0	0	7	3.5	4
Richardson	1-0	6	0-1	.000	0-1	.000	0-0	---	0	1	1	0	0-0	1	1	0	0	0.0	0
KINGS	720	118-259	.456	32-80	.400	34-42	.810	38	78	116	63	67-1	21	48	7	302	100.7	106	
TIMBERWOLVES	720	122-232	.526	26-61	.426	78-88	.886	24	95	119	80	50-0	33	39	18	348	116.0	119	



## 2018-19 VS. SAN ANTONIO

Wed., Oct. 17 @ SAN 7:30 p.m.  
Wed., Nov. 28 @ MIN 7:00 p.m.  
Fri., Dec. 21 @ SAN 7:30 p.m.  
Fri., Jan. 18 @ MIN 7:00 p.m.

## TEAM INFORMATION

**Chairman & CEO:** Julianna Hawn Holt  
**President of Basketball Operations/Head Coach:** Gregg Popovich  
**President of Sports Franchises/General Manager:** R.C. Buford  
**Assistant Coaches:** Ettore Messina, Ime Udoka, Becky Hammon, Chip Engelland, Will Hardy  
**Head Athletic Trainer:** Will Sevensing

**Senior Director of Communications:** Tom James  
**Basketball Communications Manager:** Kris Davis  
**Basketball Communications Coordinator:** Jordan Howenstine

**Home Court:** AT&T Center (18,418; 2002)  
**Founded:** 1967-68 - Dallas Chaparrals; 1970-71 - Texas Chaparrals; 1973-74 - San Antonio Spurs;  
entered NBA - 1976-77  
**NBA Titles:** Five (1998-99, 2002-03, 2004-05, 2006-07, 2013-14)

## SERIES FACTS

**OVERALL:** 29-86 • **HOME:** 20-37 • **ROAD:** 9-49 • **PLAYOFFS:** 2-6  
**Biggest Wolves Win:** 24, (107-83 - 03/12/13, Home; 107-83 @ Minnesota, 03/12/13)  
**Biggest Wolves Loss:** 38 (84-122 - 12/30/95, Road)  
**Current Overall Streak:** L1 Home: W1 Road: L9  
**Last Wolves Win:** 98-86 @ Minnesota, 11/15/17  
**Last Wolves Loss:** 101-117 @ San Antonio, 03/17/18

## GAME-BY-GAME

DATE	H/A	W/L	MIN-OPP	DATE	H/A	W/L	MIN-OPP	DATE	H/A	W/L	MIN-OPP
11/15/89	H	L	76-86	11/02/00	A	L	91-103	12/13/13	A	L	110-117
01/06/90	A	L	96-109	11/17/00	H	W	99-94*	01/12/14	A	L	86-104
02/23/90	A	L	95-105	02/16/01	H	L	85-91	04/08/14	H	W	110-91
03/12/90	H	L	88-92	03/14/01	A	L	100-106*				
04/03/90	A	W	92-90					11/21/14	H	L	92-121
				11/24/01	H	W	99-94	12/06/14	A	L	101-123
11/21/90	A	L	100-114	02/04/02	A	L	83-113	01/10/15	H	L	93-108
12/15/90	H	L	74-90	02/23/02	A	W	112-88	03/15/15	A	L	97-123
01/26/91	A	L	105-112	03/01/02	H	L	77-85				
04/07/91	H	L	87-92					12/23/15	H	L	83-108
				11/11/02	A	L	75-91	12/28/15	A	L	95-101
11/20/91	A	L	106-113	01/27/03	H	W	106-95	03/08/16	H	L	91-116
12/11/91	H	L	85-98	03/12/03	H	L	99-111				
01/16/92	H	L	111-125	03/21/03	A	W	101-94*	12/06/16	H	L	91-105
01/31/92	A	L	101-103					01/17/17	A	L	114-122
02/19/92	A	L	103-113	01/14/04	A	W	100-93	03/04/17	A	L	90-97*
03/03/92	H	L	102-103	02/22/04	H	L	92-94	03/21/17	H	L	93-100
				03/18/04	A	L	86-106				
01/13/93	H	L	81-89	03/23/04	H	W	86-81	10/18/17	A	L	99-107
02/06/93	A	L	95-104					11/15/17	H	W	98-86
03/06/93	H	W	106-105	12/23/04	A	L	82-96	03/17/18	A	L	101-117
03/24/93	H	L	92-105	03/16/05	A	L	73-89				
04/02/93	A	L	101-108	04/20/05	H	W	95-73				
11/09/93	A	L	95-110	12/15/05	H	L	88-90				
01/11/94	A	L	98-108	01/06/06	A	L	77-83				
01/20/94	H	W	93-83	01/28/06	A	L	88-102				
02/21/94	H	L	89-114	04/16/06	H	L	90-103				
04/11/94	A	L	89-101								
				12/13/06	A	L	82-95				
11/19/94	H	L	101-109	01/03/07	H	W	103-101*				
11/28/94	A	L	88-92	04/13/07	H	L	91-110				
03/14/95	A	L	100-115								
03/24/95	H	L	97-111	11/30/07	H	L	91-106				
04/23/95	H	L	91-97	01/12/08	A	L	88-105				
				02/21/08	H	L	99-100				
11/15/95	H	L	96-105	03/28/08	A	L	84-99				
12/30/95	A	L	84-122								
01/19/96	H	W	100-92	11/05/08	H	L	125-129**				
02/02/96	A	L	90-101	12/12/08	A	L	86-98				
				12/23/08	H	L	93-99				
11/01/96	H	W	82-78	03/17/09	A	L	86-93				
01/20/97	H	W	96-83								
01/31/97	A	W	97-95	12/29/09	A	L	99-117				
02/26/97	A	W	108-89	03/12/10	H	L	85-103				
				04/12/10	A	L	111-133				
11/11/97	H	L	92-93								
11/15/97	A	W	105-94	11/24/10	H	L	109-113*				
02/24/98	A	L	99-105	12/03/10	A	L	101-107				
03/18/98	H	L	76-92	01/09/11	A	L	91-94				
				01/11/11	H	L	96-107				
02/06/99	A	L	82-96								
02/09/99	H	W	74-70	01/02/12	H	W	106-96				
02/22/99	H	W	95-89	01/27/12	H	W	87-79				
04/14/99	A	L	79-95	03/21/12	A	L	100-116				
01/04/00	H	W	91-88	01/13/13	A	L	88-106				
01/27/00	A	L	80-92	02/06/13	H	L	94-104				
02/27/00	H	W	102-98	03/12/13	H	W	107-83				
03/02/00	A	W	108-102	04/17/13	A	W	108-95				



## 2017-18 WOLVES VS. SPURS (1-2)

DATE	SITE	FINAL SCORE	WOLVES HIGH	SPURS HIGH	ATTENDANCE
10/18/17	San Antonio	L 99-107	Wiggins 26	Aldridge 25	18,418
11/15/17	Minnesota	W 98-86	Towns 26	Aldridge 15	18,978
03/17/18	San Antonio	L 101-117	Towns 23	Aldridge 39	18,418

## MINNESOTA VS. SAN ANTONIO

PLAYER	G-GS	MIN	FG-FGA	PCT	3FG-FGA	PCT	FT-FTA	PCT	OFF	DEF	TOT	AST	PF-DQ	STL	TO	BLK	PTS	AVG	HI
Towns	3-3	114	26-48	.542	4-5	.800	11-14	.786	11	27	38	5	11-0	3	9	4	67	22.3	26
Wiggins	3-3	100	21-40	.525	5-8	.625	11-19	.579	2	10	12	9	2-0	0	2	0	58	19.3	26
Teague	3-3	90	16-33	.485	4-7	.571	7-9	.778	0	5	5	20	5-0	5	3	1	43	14.3	16
Bjelica	3-1	72	11-24	.458	3-6	.500	2-2	1.000	3	12	15	4	8-0	1	2	1	27	9.0	11
Butler	2-2	68	7-25	.280	2-4	.500	2-2	1.000	1	8	9	8	3-0	4	4	1	18	9.0	12
Gibson	3-3	90	9-26	.346	1-4	.250	5-6	.833	6	10	16	5	9-0	1	6	0	24	8.0	10
Rose	1-0	15	4-9	.444	0-1	.000	0-0	---	1	0	1	2	0-0	1	0	0	8	8.0	8
Crawford	3-0	64	7-16	.438	2-7	.286	4-4	1.000	2	3	5	9	1-0	1	4	1	20	6.7	10
Muhammad	2-0	26	5-11	.455	1-3	.333	0-0	---	2	2	4	1	3-0	0	0	1	11	5.5	9
Jones	3-0	54	6-12	.500	2-3	.667	2-3	.667	0	5	5	7	3-0	2	2	1	16	5.3	9
Dieng	2-0	25	3-9	.333	0-1	.000	0-0	---	4	2	6	2	3-0	1	3	0	6	3.0	4
Aldrich	1-0	1	0-0	---	0-0	---	0-0	---	0	0	0	0	0-0	0	0	0	0	0.0	0
Georges-Hunt	1-0	1	0-0	---	0-0	---	0-0	---	0	1	1	0	0-0	0	0	0	0	0.0	0
TIMBERWOLVES	720	115-253	.455	24-49	.490	44-59	.746	32	85	117	72	48-0	19	36	10	298	99.3	101	
SPURS	720	123-264	.466	21-71	.296	43-48	.896	39	97	136	74	53-0	23	32	23	310	103.3	117	

## SAN ANTONIO VS. MINNESOTA

PLAYER	G-GS	MIN	FG-FGA	PCT	3FG-FGA	PCT	FT-FTA	PCT	OFF	DEF	TOT	AST	PF-DQ	STL	TO	BLK	PTS	AVG	HI
Aldridge	3-3	102	28-57	.491	1-5	.200	22-24	.917	14	16	30	9	10-0	0	7	4	79	26.3	39
Green	3-3	97	16-40	.400	8-23	.348	0-0	---	2	9	11	9	9-0	3	3	3	40	13.3	17
Gay	3-0	66	15-29	.517	0-4	.000	5-6	.833	3	11	14	3	8-0	3	2	4	35	11.7	14
Gasol	3-2	81	14-27	.519	1-6	.167	3-3	1.000	6	16	22	16	2-0	1	4	4	32	10.7	13
Mills	3-2	82	10-23	.435	5-14	.357	3-3	1.000	1	5	6	12	7-0	3	1	1	28	9.3	13
Anderson	3-3	69	10-17	.588	2-2	1.000	1-2	.500	1	16	17	1	4-0	2	2	2	23	7.7	12
Murray	3-2	69	10-21	.476	1-2	.500	2-2	1.000	6	8	14	4	5-0	6	7	2	23	7.7	16
Ginobili	3-0	56	7-19	.368	1-7	.143	6-6	1.000	2	7	9	9	3-0	3	3	3	21	7.0	10
Parker	1-0	22	3-6	.500	0-1	.000	0-0	---	0	0	0	6	2-0	1	1	0	6	6.0	6
Lauvergne	3-0	26	6-12	.500	0-1	.000	1-2	.500	3	5	8	1	1-0	0	2	0	13	4.3	7
Forbes	3-0	37	4-8	.500	2-3	.667	0-0	---	0	2	2	2	2-0	1	0	0	10	3.3	8
Bertans	3-0	7	0-3	.000	0-3	.000	0-0	---	0	2	2	1	0-0	0	0	0	0	0.0	0
Paul	3-0	6	0-2	.000	0-0	---	0-0	---	1	0	1	1	0-0	0	0	0	0	0.0	0
White	1-0	0	0-0	---	0-0	---	0-0	---	0	0	0	0	0-0	0	0	0	0	0.0	0
SPURS	720	123-264	.466	21-71	.296	43-48	.896	39	97	136	74	53-0	23	32	23	310	103.3	117	
TIMBERWOLVES	720	115-253	.455	24-49	.490	44-59	.746	32	85	117	72	48-0	19	36	10	298	99.3	101	





## 2018-19 VS. TORONTO

Wed., Oct. 24 @ TOR 6:30 p.m.  
Tue., Apr. 9 @ MIN 7:00 p.m.

## TEAM INFORMATION

Chairman of the Board & Chairman, NBA Board of Governors: Lawrence M. Tanenbaum, O.C.

President: Masai Ujiri

General Manager: Bobby Webster

Head Coach: Dwane Casey

Assistant Coach: Adrian Griffin, Sergio Scariolo, Nate Bjorkgren, Phil Handy, Patrick Mutumbo, Jim Sann, Eric Khoury

Assistant Coach/Director of Sports Science: Alex McKechnie

Head Athletic Trainer: Scott McCullough

Director, Communications: Jennifer Quinn

Senior Manager, Basketball Communications: Roven Yau

Manager, Communications: Phil Summers

Coordinator, Communications: Stefano Toniutti

Home Court: Scotiabank Arena (19,800; 1999)

Founded: 1995-96

NBA Titles: None

## SERIES FACTS

OVERALL: 15-29 • HOME: 12-9 • ROAD: 3-20 • PRESEASON: 6-6

Biggest Wolves Win: 32 (112-80 - 03/19/02, Home)

Biggest Wolves Loss: 23 (82-105 - 02/10/08, Home)

Current Overall Streak: L1 Home: W3 Road: L14

Last Wolves Win: 115-109 @ Minnesota, 01/20/18

Last Wolves Loss: 104-109 @ Toronto, 01/30/18

## GAME-BY-GAME

DATE	H/A	W/L	MIN-OPP	DATE	H/A	W/L	MIN-OPP
11/17/95	A	L	96-114	02/10/16	H	W	117-112
04/08/96	H	W	115-101	02/24/16	A	L	105-114

11/30/96	H	W	79-70	12/08/16	A	L	110-124
01/21/97	A	L	106-118	02/08/17	H	W	112-109

01/24/98	A	L	107-113*	01/20/18	H	W	115-109
03/06/98	H	W	113-91	01/30/18	A	L	104-109

02/26/99	A	L	92-102
----------	---	---	--------

02/25/00	A	W	107-85
03/26/00	H	W	106-101*

12/26/00	H	W	100-97
02/03/01	A	W	108-105

01/25/02	A	L	100-107
03/19/02	H	W	112-80

01/12/03	A	L	91-105
01/20/03	H	W	89-81

11/01/03	H	W	73-56
01/21/04	A	W	108-97

12/15/04	A	L	90-96
01/17/05	H	L	91-100

02/13/06	H	L	94-88
03/24/06	A	L	77-97

12/27/06	A	L	97-100
04/09/07	H	L	100-111

02/10/08	H	L	82-105
02/27/08	A	L	85-107

02/10/09	H	L	102-110
02/24/09	A	L	110-118

12/08/09	A	L	88-94
03/22/10	H	L	100-106

01/29/11	H	W	103-87
02/04/11	A	L	100-111

01/09/12	A	L	87-97
----------	---	---	-------

11/04/12	A	L	86-105
04/05/13	H	L	93-95

01/17/14	A	L	89-94
03/09/14	H	L	104-111

03/18/15	A	L	100-105
04/01/15	H	L	99-113

## 2017-18 WOLVES VS. RAPTORS (1-1)

DATE	SITE	FINAL SCORE	WOLVES HIGH	RAPTORS HIGH	ATTENDANCE
01/20/18	Minnesota	W 115-109	Wiggins 29	Lowry 40	17,828
01/30/18	Toronto	L 104-109	Butler 25	DeRozan 23	19,800

## MINNESOTA VS. TORONTO

PLAYER	G-GS	MIN	FG-FGA	PCT	3FG-FGA	PCT	FT-FTA	PCT	OFF	DEF	TOT	AST	PF-DQ	STL	TO	BLK	PTS	AVG	HI
Butler	1-1	38	9-17	.529	2-3	.667	5-10	.500	1	4	5	6	2-0	0	0	0	25	25.0	25
Wiggins	2-2	71	18-43	.419	2-10	.200	6-6	1.000	2	11	13	5	4-0	0	7	0	44	22.0	29
Towns	2-2	56	10-14	.714	2-2	1.000	11-12	.917	5	15	20	5	8-0	0	1	1	33	16.5	22
Gibson	2-2	69	11-19	.579	0-0	---	4-6	.667	5	8	13	1	2-0	0	2	2	26	13.0	14
Georges-Hunt	1-0	29	3-10	.300	1-3	.333	5-8	.625	2	1	3	2	2-0	0	0	0	12	12.0	12
Dieng	2-0	40	10-13	.769	1-2	.500	2-2	1.000	1	3	4	0	1-0	3	1	2	23	11.5	14
Teague	2-2	64	8-20	.400	1-3	.333	2-5	.400	2	4	6	14	8-0	1	4	0	19	9.5	14
Bjelica	2-1	46	4-10	.400	2-3	.667	3-3	1.000	3	8	11	2	5-0	3	1	0	13	6.5	8
Jones	2-0	32	4-6	.667	1-1	1.000	3-4	.750	2	2	4	5	3-0	0	2	0	12	6.0	9
Crawford	1-0	16	2-6	.333	0-1	.000	0-0	---	0	1	1	2	2-0	1	0	0	4	4.0	4
Muhammad	2-0	19	1-8	.125	0-0	---	6-10	.600	2	2	4	0	2-0	0	1	0	8	4.0	7
TIMBERWOLVES	480	80-166	.482	12-28	.429	47-66	.712	25	59	84	42	39-0	8	19	5	219	109.5	115	
RAPTORS	480	78-164	.476	21-62	.339	41-47	.872	17	57	74	51	48-0	10	24	11	218	109.0	109	

## TORONTO VS. MINNESOTA

PLAYER	G-GS	MIN	FG-FGA	PCT	3FG-FGA	PCT	FT-FTA	PCT	OFF	DEF	TOT	AST	PF-DQ	STL	TO	BLK	PTS	AVG	HI
Lowry	2-2	68	18-35	.514	8-16	.500	11-12	.917	1	7	8	14	6-0	0	1	0	55	27.5	40
DeRozan	2-2	71	13-34	.382	3-11	.273	14-15	.933	1	6	7	13	4-0	4	6	1	43	21.5	23
Ibaka	2-2	67	12-22	.545	3-9	.333	1-2	.500	1	10	11	3	7-0	0	2	2	28	14.0	15
Poeltl	2-0	41	9-10	.900	0-0	---	0-0	---	6	1	7	1	8-0	0	2	2	18	9.0	12
Valanciunas	2-2	40	8-13	.615	0-1	.000	2-2	1.000	3	11	14	2	5-0	1	2	0	18	9.0	18
VanVleet	2-0	35	6-9	.667	2-4	.500	4-5	.800	1	3	4	3	4-0	1	2	0	18	9.0	10
Powell	1-0	20	3-7	.429	2-5	.400	0-0	---	0	3	3	0	1-0	1	1	1	8	8.0	8
Wright	2-0	45	3-13	.231	0-3	.000	8-8	1.000	2	5	7	8	1-0	1	0	0	14	7.0	12
Anunoby	2-2	34	4-8	.500	2-5	.400	0-0	---	1	4	5	2	4-0	1	1	1	10	5.0	7
Miles	1-0	15	1-7	.143	1-6	.167	0-0	---	0	0	0	0	2-0	0	1	3	3	3.0	3
Siakam	2-0	32	1-6	.167	0-2	.000	1-3	.333	1	4	5	4	5-0	1	3	0	3	1.5	3
Nogueira	1-0	11	0-0	---	0-0	---	0-0	---	0	3	3	1	1-0	0	0	1	0	0.0	0
RAPTORS	480	78-164	.476	21-62	.339	41-47	.872	17	57	74	51	48-0	10	24	11	218	109.0	109	
TIMBERWOLVES	480	80-166	.482	12-28	.429	47-66	.712	25	59	84	42	39-0	8	19	5	219	109.5	115	



## 2018-19 VS. UTAH

Wed., Oct. 31 @ MIN 7:00 p.m.  
Fri., Jan. 25 @ UTA 8:00 p.m.  
Sun., Jan. 27 @ MIN 6:00 p.m.  
Thu., Mar. 14 @ UTA 8:00 p.m.

## TEAM INFORMATION

**Owner:** Gail Miller  
**General Manager:** Dennis Lindsey  
**Vice President of Basketball Operations:** Linda Luchetti  
**Head Coach:** Quin Snyder  
**Assistant Coaches:** Johnnie Bryant, Zach Guthrie, Alex Jensen, Fotis Katsikaris, Antonio Lang, Lamar Skeeter, Jeff Watkinson, Mike Wells  
**Head Athletic Trainer:** Eric Waters

**Sr. VP, Communications:** Frank Zang  
**Vice President, Communications:** Derek Garduño  
**Director, Communications:** Madeline Crandall  
**Manager, Communications:** Danny Franks

**Home Court:** Vivint Smart Home Arena (19,911; 1991)  
**Founded:** 1974-79 - New Orleans Jazz; 1979-80 - Utah Jazz  
**NBA Titles:** None

## SERIES FACTS

**OVERALL: 40-80 • HOME: 24-36 • ROAD: 16-44**  
**Biggest Wolves Win:** 27 (107-80 - 03/01/17, Road)  
**Biggest Wolves Loss:** 35 (80-115 - 01/30/95, Road)  
**Current Overall Streak:** L2 Home: L1 Road: L1  
**Last Wolves Win:** 109-98 @ Utah, 11/13/17  
**Last Wolves Loss:** 97-121 @ Minnesota, 04/01/18

## GAME-BY-GAME

DATE	H/A	W/L	MIN-OPP	DATE	H/A	W/L	MIN-OPP	DATE	H/A	W/L	MIN-OPP
11/21/89	H	L	101-103*	11/06/00	A	L	92-98	01/02/13	A	L	84-106
12/17/89	H	L	112-122	12/23/00	H	L	92-98	02/13/13	H	L	93-97
02/13/90	A	L	104-110*	01/17/01	A	W	89-81	04/12/13	A	L	100-107
04/15/90	H	L	90-103	04/15/01	H	W	107-100	04/15/13	H	L	80-96
04/20/90	A	L	89-97								
				12/12/01	A	W	98-87	01/18/14	H	W	98-72
11/18/90	H	L	94-103	01/04/02	H	W	93-86	01/21/14	A	W	112-97
11/30/90	A	L	79-96	03/02/02	A	W	116-105	02/22/14	A	W	121-104
02/05/91	H	W	94-93	03/17/02	H	L	89-96	04/16/14	H	L	130-136**
02/16/91	A	L	107-115								
03/23/91	A	L	89-95	11/29/02	A	L	77-95	12/30/14	A	L	94-100
				01/04/03	H	L	97-105	01/03/15	H	L	89-101
11/01/91	H	L	97-112	02/17/03	A	L	97-109	03/23/15	A	W	106-104*
01/11/92	H	W	101-96	02/26/03	H	W	92-85	03/30/15	H	L	84-104
01/14/92	A	L	110-116								
04/05/92	H	W	93-91	11/03/03	A	L	88-93	12/30/15	H	W	94-80
04/17/92	A	L	106-120	11/14/03	H	L	77-85	01/29/16	A	L	90-103
				02/11/04	A	W	77-66	03/26/16	H	L	84-93
12/03/92	A	L	91-110	04/12/04	H	W	104-90	04/01/16	A	L	85-98
12/28/92	A	L	95-114								
02/15/93	H	L	91-112	01/28/05	H	W	93-91	11/28/16	H	L	103-112
03/09/93	A	L	107-116	02/11/05	A	L	82-100	01/07/17	H	L	92-94
04/25/93	H	W	113-111	04/06/05	H	W	111-86	03/01/17	A	W	107-80
				04/15/05	A	W	100-84	04/07/17	A	L	113-120
11/06/93	H	L	95-105								
12/15/93	H	L	95-97	12/05/05	A	W	91-77	10/20/17	H	W	100-97
12/27/93	A	L	93-97	02/10/06	H	L	80-94	11/13/17	A	W	109-98
01/26/94	H	W	100-98	03/08/06	A	L	93-96	03/02/18	A	L	108-116
03/08/94	A	L	86-100	04/07/06	H	L	95-103	04/01/18	H	L	97-121
12/01/94	A	W	96-94	12/08/06	H	W	110-103				
12/14/94	H	L	95-103	01/22/07	A	L	91-106				
01/30/95	A	L	80-115	03/02/07	H	L	83-109				
04/18/95	H	L	94-113	03/28/07	A	L	102-108				
04/21/95	A	L	96-99								
				02/26/08	H	W	111-100				
11/18/95	H	L	102-126	03/05/08	A	L	76-105				
12/18/95	A	L	83-99	03/30/08	H	W	110-103				
03/10/96	H	L	96-104	04/02/08	A	L	100-117				
04/05/96	A	W	103-99								
				12/09/08	H	L	96-99				
12/06/96	A	L	95-106	01/20/09	A	L	107-112				
12/23/96	H	W	107-98	02/25/09	H	L	103-120				
03/09/97	H	L	106-105	04/03/09	A	W	103-102				
04/19/97	A	L	89-101								
				12/05/09	H	W	108-101				
11/24/97	A	L	124-133*	12/14/09	A	W	110-108				
03/16/98	H	L	96-102	12/30/09	H	L	103-107				
04/11/98	H	W	110-103	03/17/10	A	L	100-122				
04/14/98	A	L	109-126								
				12/22/10	H	L	107-112				
03/13/99	A	L	72-99	01/28/11	A	L	100-108				
03/15/99	H	L	83-90	03/11/11	H	W	122-101				
04/18/99	H	L	76-97	03/16/11	A	L	104-119				
11/19/99	H	W	89-84	01/21/12	A	L	98-108				
11/22/99	A	L	93-108	02/22/12	H	W	100-98				
01/19/00	A	W	91-88	03/15/12	A	L	105-111*				
01/29/00	H	W	96-94								

## 2017-18 WOLVES VS. JAZZ (2-2)

DATE	SITE	FINAL SCORE	WOLVES HIGH	JAZZ HIGH	ATTENDANCE
10/20/17	Minnesota	W 100-97	Wiggins 21	Hood 20	18,978
11/13/17	Utah	W 109-98	Towns 24	Mitchell 24	17,236
03/02/18	Utah	L 108-116	Wiggins 27	Gobert/Mitchell 26	18,306
04/01/18	Minnesota	L 97-121	Wiggins 23	Rubio 23	18,978

## MINNESOTA VS. UTAH

PLAYER	G-GS	MIN	FG-FGA	PCT	3FG-FGA	PCT	FT-FTA	PCT	OFF	DEF	TOT	AST	PF-DQ	STL	TO	BLK	PTS	AVG	HI
Wiggins	4-4	144	31-70	.443	7-13	.538	13-22	.591	5	13	18	9	6-0	5	11	2	82	20.5	27
Towns	4-4	130	28-46	.609	5-12	.417	16-18	.889	2	32	34	4	8-0	3	5	3	77	19.3	24
Teague	3-3	96	19-40	.475	6-14	.429	13-16	.813	0	9	9	9	7-0	5	10	0	57	19.0	25
Butler	2-2	77	11-26	.423	0-4	.000	12-13	.923	2	9	11	13	1-0	7	6	1	34	17.0	21
Brooks	1-0	16	4-12	.333	2-6	.333	2-2	1.000	1	1	2	2	5-0	0	1	0	12	12.0	12
Gibson	4-4	139	16-28	.571	1-3	.333	4-5	.800	7	21	28	5	11-0	4	3	1	37	9.3	15
Bjelica	4-2	97	11-24	.458	6-11	.545	6-6	1.000	4	14	18	2	12-0	3	5	0	34	8.5	12
Crawford	4-0	88	10-28	.357	4-11	.364	7-7	1.000	0	2	2	10	7-0	4	7	0	31	7.8	17
Jones	4-1	84	11-23	.478	2-7	.286	6-6	1.000	0	6	6	12	3-0	6	3	0	30	7.5	15
Dieng	3-0	53	4-10	.400	0-1	.000	3-5	.600	2	11	13	4	5-0	1	3	1	11	3.7	6
Brown	1-0	4	1-1	1.000	1-1	1.000	0-0	---	0	0	0	1	0-0	0	0	0	3	3.0	3
Muhammad	2-0	20	2-5	.400	0-0	---	0-0	---	1	1	2	1	2-0	0	0	0	4	2.0	2
Patton	1-0	4	1-2	.500	0-0	---	0-0	---	0	0	0	0	1-0	1	0	0	2	2.0	2
Georges-Hunt	2-0	8	0-1	.000	0-0	---	0-0	---	0	0	0	0	2-0	0	0	0	0	0.0	0
TIMBERWOLVES	960	149-316	.472	34-83	.410	82-100	.820	24	119	143	72	70-0	39	60	8	414	103.5	109	
JAZZ	960	160-315	.508	43-119	.361	69-88	.784	32	127	159	96	84-0	33	70	24	432	108.0	121	

## UTAH VS. MINNESOTA

PLAYER	G-GS	MIN	FG-FGA	PCT	3FG-FGA	PCT	FT-FTA	PCT	OFF	DEF	TOT	AST	PF-DQ	STL	TO	BLK	PTS	AVG	HI
Mitchell	4-3	126	31-59	.525	6-22	.273	5-8	.625	2	9	11	12	8-0	7	11	3	73	18.3	26
Hood	2-1	45	12-23	.522	6-13	.462	6-6	1.000	0	3	3	6	4-0	2	3	0	36	18.0	20
Rubio	4-4	113	17-39	.436	6-17	.353	18-20	.900	3	14	17	22	13-0	4	11	1	58	14.5	23
Exum	1-0	17	4-6	.667	0-0	---	6-6	1.000	0	3	3	5	1-0	1	1	0	14	14.0	14
Favors	4-4	114	25-41	.610	0-4	.000	6-10	.600	11	13	24	6	10-0	2	5	4	56	14.0	16
Gobert	3-3	101	14-22	.636	0-0	---	14-18	.778	8	34	42	2	6-0	3	7	10	42	14.0	26
Sefolosha	2-0	47	9-13	.692	4-5	.800	0-0	---	0	7	7	1	5-0	1	5	0	22	11.0	13
Jerebko	3-1	52	11-20	.550	4-10	.400	5-6	.833	3	8	11	3	6-0	1	1	0	31	10.3	13
Crowder	2-0	51	10-25	.400	5-15	.333	0-0	---	0	5	5	2	6-0	2	3	0	25	12.5	15
Ingles	4-4	121	11-27	.407	8-18	.444	0-0	---	1	10	11	21	7-0	6	6	0	30	7.5	14
Stockton	1-0	3	1-2	.500	1-2	.500	2-2	1.000	0	0	0	0	1-0	0	0	0	5	5.0	5
Johnson	1-0	19	2-7	.286	0-3	.000	0-0	---	0	1	1	1	1-0	1	2	0	4	4.0	4
Burks	4-0	40	6-12	.500	1-2	.500	1-2	.500	0	7	7	1	5-0	2	5	0	14	3.5	11
Neto	2-0	24	2-5	.400	1-2	.500	1-2	.500	0	1	1	7	2-0	0	4	0	6	3.0	5
Udoh	3-0	39	2-4	.500	0-0	---	4-6	.667	3	4	7	2	2-0	0	0	5	8	2.7	4
O'Neale	3-0	43	3-8	.375	1-4	.250	0-0	---	0	7	7	5	4-0	1	4	1	7	2.3	4
Niang	1-0	4	0-2	.000	0-2	.000	1-2	.500	1	1	2	0	0-0	0	0	0	1	1.0	1
JAZZ	960	160-315	.508	43-119	.361	69-88	.784	32	127	159	96	84-0	33	70	24	432	108.0	129	
TIMBERWOLVES	960	149-316	.472	34-83	.410	82-100	.820	24	119	143	72	70-0	39	60	8	414	103.5	101	



## 2018-19 VS. WASHINGTON

Sun., Mar. 3 @ WAS 5:00 p.m.  
Sat., Mar. 9 @ MIN 7:00 p.m.

### TEAM INFORMATION

**Founder, Chairman & Majority Owner:** Ted Leonsis  
**President of Basketball Operations:** Ernie Grunfeld  
**Senior Vice President of Basketball Operations:** Tommy Sheppard  
**Head Coach:** Scott Brooks  
**Assistant Coaches:** Tony Brown, Robert Pack, Ryan Richman, Mike Terpstra, Maz Trakh  
**Assistant Coach/Director of Player Development:** David Adkins  
**Head Athletic Trainer:** Corey Bennett

**Vice President of Communications:** Scott Hall  
**Director of Media Relations:** DeAndre Phillips  
**Director Basketball Communications:** Daren Jenkins  
**Director of Corporate Communications:** Ketsia Colimon

**Home Court:** Capital One Arena (20,356; 1997)  
**Founded:** 1961-62 - Chicago Packers; 1962-63 - Chicago Zephyrs; 1963-64 - Baltimore Bullets; 1973-74 - Capital Bullets; 1974-75 - Washington Bullets; 1997-98 - Washington Wizards  
**NBA Titles:** One (1977-78)

### SERIES FACTS

**OVERALL: 24-31 • HOME: 15-12 • ROAD: 9-19 • PRESEASON: 3-1**  
**Biggest Wolves Win:** 35 (109-74 - 12/26/04, Home)  
**Biggest Wolves Loss:** 16 (89-105 - 11/16/07, Home)  
**Current Overall Streak:** W1 Home: L1 Road: W1  
**Last Wolves Win:** 119-104 @ Minnesota, 03/13/17  
**Last Wolves Loss:** 105-112 @ Washington, 01/06/17

### GAME-BY-GAME

DATE	H/A	W/L	MIN-OPP	DATE	H/A	W/L	MIN-OPP
12/19/89	A	L	99-112	01/13/11	H	W	109-97
02/27/90	H	W	104-88	03/05/11	A	L	96-103
01/04/91	H	L	100-111	01/08/12	A	W	93-72
04/21/91	A	W	89-87	01/25/13	A	L	101-114
11/13/91	H	L	114-119*	03/06/13	H	W	87-82
03/13/92	A	L	115-118	11/19/13	A	L	100-104
11/20/92	H	L	100-108	12/27/13	H	W	120-98
11/27/92	A	W	102-83	12/16/14	A	L	95-109
12/20/93	H	L	84-99	02/25/15	H	W	97-77
02/17/94	A	L	105-109	03/02/16	H	L	98-104
12/17/94	A	W	96-87	03/25/16	A	W	132-129**
02/14/95	H	L	96-99	01/06/17	A	L	105-112
02/16/96	H	L	96-108	03/13/17	H	W	119-104
04/12/96	A	L	106-116	11/28/17	H	L	89-92
11/25/96	A	L	98-105	03/13/18	A	W	116-111
04/04/97	H	W	97-95				
11/13/97	H	L	88-91*				
12/06/97	A	L	103-114				
02/02/00	A	L	93-103				
03/07/00	H	L	86-90				
12/07/00	H	W	105-88				
01/02/01	A	L	108-115				
01/12/02	A	W	108-100				
01/21/02	H	W	105-101				
11/05/02	H	W	90-86				
01/25/03	A	W	97-89				
12/12/03	A	W	110-91				
04/02/04	H	W	91-73				
12/26/04	H	W	109-74				
01/08/05	A	L	114-117				
11/17/05	H	W	109-98				
02/21/06	A	L	78-90				
02/20/07	A	L	100-112				
02/25/07	H	W	98-94				
11/16/07	H	L	89-105				
12/11/07	A	L	88-102				
02/17/09	A	L	103-111				
03/09/09	H	L	99-110				
12/26/09	H	W	101-89				
02/17/10	A	L	99-108				

## 2017-18 WOLVES VS. RAPTORS (1-1)

DATE	SITE	FINAL SCORE	WOLVES HIGH	RAPTORS HIGH	ATTENDANCE
11/28/17	Minnesota	L 89-92	Towns 20	Porter 22	13,442
03/13/18	Washington	W 116-111	Towns 37	Morris 27	17,078

## MINNESOTA VS. WASHINGTON

PLAYER	G-GS	MIN	FG-FGA	PCT	3FG-FGA	PCT	FT-FTA	PCT	OFF	DEF	TOT	AST	PF-DQ	STL	TO	BLK	PTS	AVG	HI
Towns	2-2	81	22-36	.611	5-8	.625	8-8	1.000	6	21	27	3	9-0	2	5	2	57	28.5	37
Bjelica	1-1	39	7-16	.438	3-7	.429	0-0	---	2	6	8	7	4-0	1	3	1	17	17.0	17
Butler	1-1	38	5-17	.294	3-9	.333	4-4	1.000	5	2	7	10	1-0	1	1	0	17	17.0	17
Wiggins	2-2	75	12-29	.414	1-7	.143	4-5	.800	0	3	3	5	4-0	1	3	3	29	14.5	16
Gibson	2-2	68	13-21	.619	0-0	---	0-4	1.000	6	13	19	1	5-0	1	3	1	26	13.0	16
Teague	1-1	29	6-11	.545	0-3	.000	1-1	1.000	1	1	2	5	0-0	2	1	1	13	13.0	13
Crawford	2-0	45	8-18	.444	3-7	.429	2-2	1.000	1	3	4	2	3-0	1	3	0	21	10.5	11
Jones	2-1	59	7-15	.467	2-8	.250	4-5	.800	0	6	6	12	7-0	3	0	0	20	10.0	12
Rose	1-0	11	0-2	.000	0-1	.000	0-0	---	0	1	1	0	0-0	1	0	0	0	0.0	0
Dieng	2-0	23	1-4	.250	0-1	.000	3-4	.750	2	5	7	3	3-0	0	0	0	5	2.5	4
Aldrich	1-0	1	0-1	.000	0-0	---	0-0	---	0	0	0	0	0-0	0	0	0	0	0.0	0
Brooks	1-0	8	0-1	.000	0-0	---	0-0	---	1	0	1	2	1-0	0	0	0	0	0.0	0
Muhammad	1-0	4	0-1	.000	0-0	---	0-0	---	0	1	1	0	1-0	0	1	0	0	0.0	0
<b>TIMBERWOLVES</b>	<b>480</b>	<b>81-172</b>	<b>.471</b>	<b>.473</b>	<b>17-51</b>	<b>.333</b>	<b>26-33</b>	<b>.788</b>	<b>24</b>	<b>62</b>	<b>86</b>	<b>50</b>	<b>38-0</b>	<b>13</b>	<b>20</b>	<b>8</b>	<b>205</b>	<b>102.5</b>	<b>116</b>
<b>WIZARDS</b>	<b>480</b>	<b>78-165</b>	<b>.473</b>	<b>.473</b>	<b>18-48</b>	<b>.375</b>	<b>29-42</b>	<b>.690</b>	<b>23</b>	<b>60</b>	<b>83</b>	<b>49</b>	<b>33-0</b>	<b>11</b>	<b>18</b>	<b>8</b>	<b>203</b>	<b>101.5</b>	<b>111</b>

## WASHINGTON VS. MINNESOTA

PLAYER	G-GS	MIN	FG-FGA	PCT	3FG-FGA	PCT	FT-FTA	PCT	OFF	DEF	TOT	AST	PF-DQ	STL	TO	BLK	PTS	AVG	HI
Porter	2-2	67	12-32	.375	4-11	.364	2-2	1.000	2	13	15	2	3-0	0	2	1	30	15.0	22
Morris	2-2	54	11-21	.524	3-8	.375	4-4	1.000	1	7	8	3	5-0	0	3	0	29	14.5	27
Beal	2-2	68	10-27	.370	1-5	.200	6-9	.667	1	5	6	11	1-0	0	5	1	27	13.5	19
Uubre	2-0	47	9-19	.474	1-7	.143	5-8	.625	0	5	5	3	3-0	2	3	1	24	12.0	16
Satoransky	2-1	53	7-13	.538	2-3	.667	6-6	1.000	3	10	13	13	3-0	4	1	0	22	11.0	15
Sessions	1-0	16	3-7	.429	1-1	1.000	2-4	.500	1	0	1	2	3-0	1	1	0	9	9.0	9
Meeks	2-0	31	6-9	.667	5-7	.714	0-0	---	0	1	1	2	3-0	0	1	0	17	8.5	12
Scott	2-0	33	7-13	.538	1-6	.167	1-4	.250	1	6	7	6	0-0	2	1	0	16	8.0	12
Gortat	2-2	44	6-11	.545	0-0	---	3-4	.750	4	5	9	2	4-0	0	0	2	15	7.5	9
Mahinmi	2-0	49	6-11	.545	0-0	---	0-0	---	10	7	17	1	7-0	2	1	3	12	6.0	10
Frazier	1-1	16	1-2	.500	0-0	---	0-0	.000	0	1	1	4	1-0	0	0	2	2.0	2	2
<b>WIZARDS</b>	<b>480</b>	<b>78-165</b>	<b>.473</b>	<b>.473</b>	<b>18-48</b>	<b>.375</b>	<b>29-42</b>	<b>.690</b>	<b>23</b>	<b>60</b>	<b>83</b>	<b>49</b>	<b>33-0</b>	<b>11</b>	<b>18</b>	<b>8</b>	<b>203</b>	<b>101.5</b>	<b>111</b>
<b>TIMBERWOLVES</b>	<b>480</b>	<b>81-172</b>	<b>.471</b>	<b>.473</b>	<b>17-51</b>	<b>.333</b>	<b>26-33</b>	<b>.788</b>	<b>24</b>	<b>62</b>	<b>86</b>	<b>50</b>	<b>38-0</b>	<b>13</b>	<b>20</b>	<b>8</b>	<b>205</b>	<b>102.5</b>	<b>116</b>



## NBA DIRECTORY

### NEW YORK OFFICES

Olympic Tower  
 645 Fifth Avenue  
 New York, NY 10022  
 Telephone: (212) 407-8000  
 Fax: (212) 832-3861

### NEW JERSEY OFFICES

100 Plaza Drive  
 Secaucus, NJ 07094  
 Telephone: (201) 865-1500  
 Fax: (201) 974-5973

## INTERNATIONAL OFFICES

### AFRICA

9th Floor GreenPark Corner  
 3 Lower Road  
 Morningside 2196  
 Johannesburg, South Africa  
 Telephone: +27-100-072-668

### ASIA/PACIFIC

#### CHINA—BEIJING

19th Floor, Office Tower 2  
 China Central Place  
 No. 79 Jianguo Road  
 Chaoyang District  
 Beijing, China 100025  
 Telephone: +86-10-5200-8200  
 Fax: +86-10-5200-8202

#### CHINA—SHANGHAI

Unit 2703-2708, 27F, Tower 2 Plaza 66  
 1266 Nanjing West Road,  
 Jing An District  
 Shanghai, China 200040  
 Telephone: +86-21-6137-2200  
 Fax: +86-21-6288-9920

#### HONG KONG

Room 3101, Lee Gardens One  
 33 Hysan Avenue  
 Causeway Bay, Hong Kong  
 Telephone: +852-2843-9600  
 Fax: +852-2536-4808

#### PHILIPPINES

Unit 1701, World Plaza Building  
 5th Avenue corner 30th Street  
 Bonifacio Global City  
 Taguig, 1634 Philippines  
 Jandric Lim, Communications; +632-866-8205

### ASIA/PACIFIC (CONT.)

#### TAIWAN

Suite 1303, No. 88, Section 2  
 Chung Hsiao East Road  
 Taipei, Taiwan ROC 100  
 Telephone: +886-2-2397-8000  
 Fax: +886-2-2358-1098

#### CANADA

50 Bay Street, Suite 1402  
 Toronto, Ontario Canada M5J 3A5  
 Telephone: (416) 682-2000  
 Fax: (416) 364-0205

### EUROPE & THE MIDDLE EAST

#### LONDON

Endeavour House  
 189 Shaftesbury Avenue  
 London, United Kingdom WC2H 8JR  
 Telephone: +44-20-7420-8900

#### SPAIN

Leganitos Street 6th Floor  
 28013 Madrid, Spain  
 Ignasi Castello, Communications  
 Telephone: +34-912-153-573

#### INDIA

Tower 1, 10th Floor  
 Indiabulls Finance Center  
 Senapati Bapat Marg Mumbai  
 Maharashtra 400013  
 Telephone: +91-22-6124-6100

### LATIN AMERICA

#### BRAZIL

Av Borges de Medeiros, 633  
 Sala 301 – Leblon  
 Rio de Janeiro, RJ, Brazil 22430-041  
 Telephone: +55-21-3206-6400  
 Fax: +55-21-2586-6001

#### MEXICO

Av. Prolongacion Paseo de la Reforma  
 No. 1236, Planta Baja Desarrollo Santa Fe  
 Cuajimalpa De Morelos, Ciudad De Mexico 05348  
 Telephone: +52-55-9171-7700

## NBA KEY DATES & TERMS

### 2018

**JULY 1-6**

**JULY 6**

**JULY 2-5**

**JULY 2-5**

**JULY 6-17**

**AUGUST 4**

**SEPTEMBER 7**

**SEPTEMBER 21**

**SEPTEMBER 22**

**SEPTEMBER 24**

**SEPTEMBER 25**

**SEPTEMBER 28**

**SEPTEMBER 29**

**OCTOBER 5**

**OCTOBER 8**

**OCTOBER 10**

**OCTOBER 12**

**OCTOBER 15**

**OCTOBER 16**

**DECEMBER 13**

**DECEMBER 15**

Moratorium Period (ends at noon ET on July 6)

NBA Team may begin signing free agents to contracts (noon ET)

California Classic (Sacramento, CA)

Utah Jazz Summer League (Salt Lake City, UT)

MGM Resorts NBA Summer League (Las Vegas, NV)

NBA Africa Game 2018, Team Africa vs. Team World (Pretoria, South Africa)

Naismith Memorial Basketball Hall of Fame Enshrinement (Springfield, MA)

First allowable date for players participating in preseason NBA Global Games to report to their teams (no earlier than 11 a.m. local time)

Training Camps open for all teams participating in preseason NBA Global Games

First allowable date for all other veteran players to report to their teams (no earlier than 11 a.m. local time)

Training Camps open for all other teams

NBA Preseason games begin

NBA Canada Series 2018, Portland Trail Blazers vs. Toronto Raptors (Vancouver)

NBA China Games 2018, Dallas Mavericks vs. Philadelphia 76ers (Shanghai)

NBA China Games 2018, Dallas Mavericks vs. Philadelphia 76ers (Shenzhen)

NBA Canada Series 2018, Brooklyn Nets vs. Toronto Raptors (Montreal)

NBA Preseason ends

Rosters set for NBA Opening Day (5 p.m. ET)

Start of the 2018-19 NBA Regular Season (NBA Tip-Off 2018)

NBA Mexico City Games 2018, Orlando Magic vs. Chicago Bulls (Mexico City)

NBA Mexico City Games 2018, Orlando Magic vs. Utah Jazz (Mexico City)

### 2019

**JANUARY 5**

**JANUARY 10**

**JANUARY 15**

**JANUARY 17**

**FEBRUARY 7**

**FEBRUARY 15-17**

**MARCH 1**

**APRIL 10-13**

**APRIL 10**

**APRIL 12**

**APRIL 13**

**APRIL 21**

**APRIL 29-30**

**MAY 14**

**MAY 14-15**

**MAY 14-19**

**MAY 30**

**JUNE 10**

**JUNE 16**

**JUNE 20**

10-day contracts may now be signed

All contracts are guaranteed for the remainder of the season

Last day to sign NBA Two-Way contracts

NBA London Game 2019, New York Knicks vs. Washington Wizards (London)

NBA Trade Deadline (3 p.m. ET)

NBA All-Star 2019 (Charlotte, NC)

Playoff Eligibility Waiver Deadline

Portsmouth Invitational Tournament (Portsmouth, VA)

Regular Season ends

Rosters set for NBA Playoffs 2019 (3 p.m. ET)

NBA Playoffs 2019 begin

NBA Early Entry Eligibility Deadline (11:59 p.m. ET)

Conference Semifinals begin (possible move up to April 27-28)

NBA Draft Lottery 2019 (Chicago)

Conference Finals begin (possible move up to May 12-13)

NBA Draft Combine 2019 (Chicago)

NBA Finals 2019 begin

NBA Draft Early Entry Entrant Withdrawal Deadline (5 p.m. ET)

The Finals 2019 latest possible date

NBA Draft 2019





## 2017-18 NBA STANDINGS/AWARD WINNERS

### EASTERN CONFERENCE

#### ATLANTIC DIVISION

	W	L	PCT	GB	HOME	ROAD
Toronto	59	23	.720	-	34-7	25-16
Boston	55	27	.671	4	27-14	28-13
Philadelphia	52	30	.634	7	30-11	22-19
New York	29	53	.354	30	19-22	10-31
Brooklyn	28	54	.341	31	15-26	13-28

#### CENTRAL DIVISION

	W	L	PCT	GB	HOME	ROAD
Cleveland	50	32	.610	-	29-12	21-20
Indiana	48	34	.585	2	27-14	21-20
Milwaukee	44	38	.537	6	25-16	19-22
Detroit	39	43	.476	11	25-16	14-27
Chicago	27	55	.329	23	17-24	10-31

#### SOUTHEAST DIVISION

	W	L	PCT	GB	HOME	ROAD
Miami	44	38	.537	-	26-15	18-23
Washington	43	39	.524	1	23-18	20-21
Charlotte	36	46	.439	8	21-20	15-26
Orlando	25	57	.305	19	17-24	8-33
Atlanta	24	58	.293	20	16-25	8-33

### WESTERN CONFERENCE

#### NORTHWEST DIVISION

	W	L	PCT	GB	HOME	ROAD
Portland	49	33	.598	-	28-13	21-20
Oklahoma City	48	34	.585	1	27-14	21-20
Utah	48	34	.585	1	28-13	20-21
<b>MINNESOTA</b>	<b>47</b>	<b>35</b>	<b>.573</b>	<b>2</b>	<b>30-11</b>	<b>17-24</b>
Denver	46	36	.561	3	31-10	15-26

#### PACIFIC DIVISION

	W	L	PCT	GB	HOME	ROAD
Golden State	58	24	.707	-	29-12	29-12
LA Clippers	42	40	.512	16	22-19	20-21
Los Angeles Lakers	35	47	.427	23	20-21	15-26
Sacramento	27	55	.329	31	14-27	13-28
Phoenix	21	61	.256	37	10-31	11-30

#### SOUTHWEST DIVISION

	W	L	PCT	GB	HOME	ROAD
Houston	65	17	.793	-	34-7	31-10
New Orleans	48	34	.585	17	24-17	24-17
San Antonio	47	35	.573	18	33-8	14-27
Dallas	24	58	.293	41	15-26	9-32
Memphis	22	60	.268	43	16-25	6-35

<b>KIA NBA MOST VALUABLE PLAYER</b> .....	James Harden, Houston Rockets
<b>KIA NBA COACH OF THE YEAR</b> .....	Dwane Casey, Toronto Raptors
<b>KIA NBA ROOKIE OF THE YEAR</b> .....	Ben Simmons, Philadelphia 76ers
<b>KIA NBA MOST IMPROVED PLAYER</b> .....	Victor Oladipo, Indiana Pacers
<b>KIA NBA DEFENSIVE PLAYER OF THE YEAR</b> .....	Rudy Gobert, Utah Jazz
<b>KIA NBA SIXTH MAN AWARD</b> .....	Lou Williams, Los Angeles Clippers
<b>NBA EXECUTIVE OF THE YEAR</b> .....	Daryl Morey, Houston Rockets
<b>NBA CARES COMMUNITY ASSIST AWARD</b> .....	Kevin Durant, Golden State Warriors
<b>NBA SPORTSMANSHIP AWARD</b> .....	Kemba Walker, Charlotte Hornets
<b>TWYMAN-STOKES TEAMMATE OF THE YEAR AWARD</b> .....	<b>JAMAL CRAWFORD, MINNESOTA TIMBERWOLVES</b>

### 2017-18 ALL-NBA TEAM

(By a global panel of 100 sportswriters and broadcasters)

#### FIRST TEAM

James Harden, Houston  
LeBron James, Cleveland  
Anthony Davis, New Orleans  
Damian Lillard, Portland  
Kevin Durant, Golden State

#### SECOND TEAM

Giannis Antetokounmpo, Milwaukee  
Russell Westbrook, Oklahoma City  
Joel Embiid, Philadelphia  
LaMarcus Aldridge, San Antonio  
DeMar DeRozan, Toronto

#### THIRD TEAM

Stephen Curry, Golden State  
Victor Oladipo, Indiana

**KARL-ANTHONY TOWNS, MINNESOTA**

**JIMMY BUTLER, MINNESOTA**

Paul George, Oklahoma City

### 2017-18 ALL-DEFENSE TEAM

(By a global panel of 100 sportswriters and broadcasters)

#### FIRST TEAM

Rudy Gobert, Utah  
Anthony Davis, New Orleans  
Victor Oladipo, Indiana  
Jrue Holiday, New Orleans  
Robert Covington, Philadelphia

#### SECOND TEAM

Joel Embiid, Philadelphia  
Draymond Green, Golden State  
Al Horford, Boston  
Dejounte Murray, San Antonio  
**JIMMY BUTLER, MINNESOTA**

### 2017-18 ALL-ROOKIE TEAM

(By a global panel of 100 sportswriters and broadcasters, regardless of position)

#### FIRST TEAM

Donovan Mitchell, Utah  
Ben Simmons, Philadelphia  
Jayson Tatum, Boston  
Kyle Kuzma, Los Angeles Lakers  
Lauri Markkanen, Chicago

#### SECOND TEAM

Dennis Smith Jr., Dallas  
Lonzo Ball, Los Angeles Lakers  
John Collins, Atlanta  
Bogdan Bogdanovic, Sacramento  
Josh Jackson, Phoenix



## 2017-18 NBA LEADERS

### SCORING AVERAGE

	G	FG	FT	PTS	AVG
Harden, Hou.	72	651	624	2191	30.4
Davis, N.O.	75	780	495	2110	28.1
James, Cle.	82	857	388	2251	27.5
Lillard, Por.	73	621	493	1962	26.9
Antetokounmpo, Mil.	75	742	487	2014	26.9
Durant, G.S.	68	630	359	1792	26.4
Westbrook, OKC.	80	757	417	2028	25.4
Irving, Bos.	60	534	232	1466	24.4
Aldridge, S.A.	75	687	334	1735	23.1
Oladipo, Ind.	75	640	294	1735	23.1
DeRozan, Tor.	80	645	461	1840	23.0
Embiid, Phi.	63	510	359	1445	22.9
Beal, Was.	82	683	292	1857	22.6
L. Williams, LA-C	79	582	432	1782	22.6
<b>BUTLER, MIN.</b>	<b>59</b>	<b>437</b>	<b>363</b>	<b>1307</b>	<b>22.2</b>
Walker, Cha.	80	588	363	1770	22.1
George, OKC.	79	576	338	1734	21.9
Griffin, LA-C-Det.	58	436	259	1242	21.4
McCollum, Por.	81	667	209	1732	21.4
<b>TOWNS, MIN.</b>	<b>82</b>	<b>639</b>	<b>345</b>	<b>1743</b>	<b>21.3</b>

### REBOUNDS PER GAME

	G	OFF	DEF	TOT	AVG
Drummond, Det.	78	399	848	1247	16.0
Jordan, LA-C	77	329	842	1171	15.2
Howard, Cha.	81	255	757	1012	12.5
<b>TOWNS, MIN.</b>	<b>82</b>	<b>238</b>	<b>774</b>	<b>1012</b>	<b>12.3</b>
Davis, N.O.	75	187	645	832	11.1
Kanter, N.Y.	71	273	507	780	11.0
Embiid, Phi.	63	143	547	690	11.0
Capela, Hou.	74	241	561	802	10.8
Jokic, Den.	75	195	608	803	10.7
Westbrook, OKC.	80	152	652	804	10.1
Antetokounmpo, Mil.	75	156	597	753	10.0
Love, Cle.	59	101	445	546	9.3
Adams, OKC.	76	384	301	685	9.0
Nurkic, Por.	79	189	519	708	9.0
James, Cle.	82	97	612	709	8.6
Valanciunas, Tor.	77	183	477	660	8.6
Aldridge, S.A.	75	246	389	635	8.5
Simmons, Phi.	81	145	514	659	8.1
Gasol, Mem.	73	78	514	592	8.1
Gasol, S.A.	77	129	490	619	8.0
Randle, LA-L	82	181	473	654	8.0

### ASSISTS PER GAME

	G	AST	AVG
Westbrook, OKC.	80	820	10.3
James, Cle.	82	747	9.1
Harden, Hou.	72	630	8.8
Rondo, N.O.	65	533	8.2
Simmons, Phi.	81	661	8.2
Paul, Hou.	58	457	7.9
Green, G.S.	70	508	7.3
<b>TEAGUE, MIN.</b>	<b>70</b>	<b>492</b>	<b>7.0</b>
Lowry, Tor.	78	537	6.9
Lillard, Por.	73	481	6.6
Dinwiddie, Brk.	80	524	6.6
Barea, Dal.	69	434	6.3
Payton, Orl.-Pho.	63	393	6.2
Schroder, Atl.	67	417	6.2
Jokic, Den.	75	458	6.1
Holiday, N.O.	81	486	6.0
Griffin, LA-C-Det.	58	334	5.8
Jack, N.Y.	62	348	5.6
Walker, Cha.	80	444	5.6
Batum, Cha.	64	349	5.5

### FIELD GOAL PCT.

	FG	FGA	PCT
Capela, Hou.	441	676	.652
Jordan, LA-C	373	578	.645
Harrell, LA-C	348	548	.635
Adams, OKC.	448	712	.629
Kanter, N.Y.	422	713	.592
<b>GIBSON, MIN.</b>	<b>425</b>	<b>737</b>	<b>.577</b>
Collins, Atl.	314	545	.576
Valanciunas, Tor.	390	687	.568
Favors, Utah	395	702	.563
Randle, LA-L	504	904	.558
Howard, Cha.	506	911	.555
<b>TOWNS, MIN.</b>	<b>639</b>	<b>1172</b>	<b>.545</b>
Simmons, Phi.	544	998	.545
James, Cle.	857	1580	.542
Whiteside, Mia.	312	578	.540
Davis, N.O.	780	1462	.534
Lopez, Chi.	342	645	.530
Antetokounmpo, Mil.	742	1402	.529
Drummond, Det.	466	881	.529
Durant, G.S.	630	1222	.516

### 3-PT FIELD GOAL PCT.

	3FG	3GA	PCT
Collison, Ind.	96	205	.468
Bullock, Det.	125	281	.445
Porter, Was.	138	313	.441
Ingles, Utah	204	464	.440
Thompson, G.S.	229	521	.440
Korver, Cle.	164	376	.436
Tolliver, Det.	159	365	.436
Tatum, Bos.	105	242	.434
Hield, Sac.	176	408	.431
Horford, Bos.	97	226	.429
McDermott, N.Y.-Dal.	92	216	.426
Moore, N.O.	128	301	.425
Curry, G.S.	212	501	.423
<b>TOWNS, MIN.</b>	<b>120</b>	<b>285</b>	<b>.421</b>
Redick, Phi.	193	460	.420
Augustin, Orl.	114	272	.419
Harris, Brk.	150	358	.419
Durant, G.S.	173	413	.419
Love, Cle.	137	330	.415
Hill, Sac.-Cle.	85	205	.415

### FREE THROW PCT.

	FT	FTA	PCT
Curry, G.S.	278	302	.921
Paul, Hou.	203	221	.919
Lillard, Por.	493	538	.916
Belinelli, Atl.-Phi.	148	163	.908
Murray, Den.	229	253	.905
Redick, Phi.	197	218	.904
Irving, Bos.	232	261	.889
Durant, G.S.	359	404	.889
Middleton, Mil.	320	362	.884
Collison, Ind.	127	144	.882
L. Williams, LA-C	432	491	.880
Love, Cle.	234	266	.880
Booker, Pho.	289	329	.878
Bogdanovic, Ind.	178	205	.868
Augustin, Orl.	164	189	.868
Green, Cle.	203	234	.868
Fournier, Orl.	150	173	.867
Rubio, Utah	220	254	.866
Walker, Cha.	363	420	.864
Lamb, Cha.	179	208	.861

### STEALS PER GAME

	G	STL	AVG
Oladipo, Ind.	75	177	2.36
George, OKC.	79	161	2.04
Bledsoe, Pho.-Mil.	74	149	2.01
<b>BUTLER, MIN.</b>	<b>59</b>	<b>116</b>	<b>1.97</b>
Westbrook, OKC.	80	147	1.84
G. Harris, Den.	67	122	1.82
Harden, Hou.	72	126	1.75
Simmons, Phi.	81	140	1.73
Covington, Phi.	80	137	1.71
T. Young, Ind.	81	135	1.67
Paul, Hou.	58	96	1.66
Rubio, Utah	77	121	1.57
Anderson, S.A.	74	115	1.55
Bazemore, Atl.	65	100	1.54
Davis, N.O.	75	115	1.53
Holiday, N.O.	81	123	1.52
Porter, Was.	77	116	1.51
Richardson, Mia.	81	121	1.49
Mitchell, Utah	79	118	1.49
Ariza, Hou.	67	98	1.46

### BLOCKS PER GAME

	G	BLK	AVG
Davis, N.O.	75	193	2.57
Capela, Hou.	74	137	1.85
Turner, Ind.	65	118	1.82
Embiid, Phi.	63	111	1.76
Durant, G.S.	68	119	1.75
Drummond, Det.	78	127	1.63
Howard, Cha.	81	131	1.62
Henson, Mil.	76	109	1.43
Antetokounmpo, Mil.	75	106	1.41
Nurkic, Por.	79	111	1.41
<b>TOWNS, MIN.</b>	<b>82</b>	<b>115</b>	<b>1.40</b>
Gasol, Mem.	73	101	1.38
Lopez, LA-L	74	98	1.32
Ibaka, Tor.	76	99	1.30
Green, G.S.	70	91	1.30
O'Quinn, N.Y.	77	98	1.27
Allen, Brk.	72	88	1.22
Poeltl, Tor.	82	100	1.22
Aldridge, S.A.	75	90	1.20
Udoh, Utah	63	74	1.17

### MINUTES PER GAME

	G	MIN	AVG
James, Cle.	82	3026	36.9
Antetokounmpo, Mil.	75	2756	36.7
<b>BUTLER, MIN.</b>	<b>59</b>	<b>2164</b>	<b>36.7</b>
George, OKC.	79	2891	36.6
Lillard, Por.	73	2670	36.6
Westbrook, OKC.	80	2914	36.4
Middleton, Mil.	82	2982	36.4
Davis, N.O.	75	2727	36.4
<b>WIGGINS, MIN.</b>	<b>82</b>	<b>2979</b>	<b>36.3</b>
Beal, Was.	82	2977	36.3
Holiday, N.O.	81	2927	36.1
McCollum, Por.	81	2923	36.1
<b>TOWNS, MIN.</b>	<b>82</b>	<b>2918</b>	<b>35.6</b>
Harden, Hou.	72	2551	35.4
G. Harris, Den.	67	2305	34.4
Thompson, G.S.	73	2506	34.3
Barnes, Dal.	77	2635	34.2
Walker, Cha.	80	2736	34.2
Durant, G.S.	68	2325	34.2
Oladipo, Ind.	75	2552	34.0



# DRAFT 2018

Presented by  **State Farm**

## FIRST ROUND

### TEAM

1. Deandre Ayton
2. Marvin Bagley III
3. Luka Dončić
4. Jaren Jackson Jr.
5. Trae Young
6. Mohamed Bamba
7. Wendell Carter
8. Collin Sexton
9. Kevin Knox
10. Mikal Bridges
11. Shai Gilgeous-Alexander
12. Miles Bridges
13. Jerome Robinson
14. Michael Porter Jr.
15. Troy Brown Jr.
16. Zhaire Smith
17. Donte DiVincenzo
18. Lonnie Walker
19. Kevin Huerter
20. **JOSH OKOGIE**
21. Grayson Allen
22. Chandler Hutchison
23. Aaron Holiday
24. Anfernee Simons
25. Moritz Wagner
26. Landry Shamet
27. Robert Williams
28. Jacob Evans
29. Dianan Musa
30. Omari Spellman

### PLAYER

Phoenix Suns  
Sacramento Kings  
Atlanta Hawks  
Memphis Grizzlies  
Dallas Mavericks  
Orlando Magic  
Chicago Bulls  
Cleveland Cavaliers  
New York Knicks  
Philadelphia 76ers  
Charlotte Hornets  
Los Angeles Clippers  
Los Angeles Clippers  
Denver Nuggets  
Washington Wizards  
Phoenix Suns  
Milwaukee Bucks  
San Antonio Spurs  
Atlanta Hawks  
**MINNESOTA TIMBERWOLVES**  
Utah Jazz  
Chicago Bulls  
Indiana Pacers  
Portland Trail Blazers  
Los Angeles Lakers  
Philadelphia 76ers  
Boston Celtics  
Golden State Warriors  
Brooklyn Nets  
Atlanta Hawks

### PRIOR TO NBA

Arizona  
Duke  
Real Madrid (Spain)  
Michigan State  
Oklahoma  
Texas  
Duke  
Alabama  
Kentucky  
Villanova  
Kentucky  
Michigan State  
Boston College  
Missouri  
Oregon  
Texas Tech  
Villanova  
Miami  
Maryland  
**GEORGIA TECH**  
Duke  
Boise State  
UCLA  
IMG Academy  
Michigan  
Wichita State  
Texas A&M  
Cincinnati  
Cedevita Zagreb (Croatia)  
Villanova

## SECOND ROUND

### TEAM

31. Élie Okobo
32. Jevon Carter
33. Jalen Brunson
34. Devonte' Graham
35. Melvin Frazier
36. Mitchell Robinson
37. Gary Trent Jr.
38. Khyri Thomas
39. Isaac Bonga
40. Rodions Kurucs
41. Jarred Vanderbilt
42. Bruce Brown Jr.
43. Justin Jackson
44. Issuf Sanon
45. Hamidou Diallo
46. De'Anthony Melton
47. Sviatoslav Mykhailiuk
48. **KEITA BATES-DIOP**
49. Chimezie Metu
50. Alize Johnson
51. Tony Carr
52. Vincent Edwards
53. Devon Hall
54. Shake Milton
55. Arnoldas Kulboka
56. Ray Spalding
57. Kevin Hervey
58. Thomas Welsh
59. George King
60. Kostas Antetokounmpo

### PLAYER

Phoenix Suns  
Memphis Grizzlies  
Dallas Mavericks  
Atlanta Hawks  
Orlando Magic  
New York Knicks  
Sacramento Kings  
Philadelphia 76ers  
Philadelphia 76ers  
Brooklyn Nets  
Orlando Magic  
Detroit Pistons  
Denver Nuggets  
Washington Wizards  
Brooklyn Nets  
Houston Rockets  
Los Angeles Lakers  
**MINNESOTA TIMBERWOLVES**  
San Antonio Spurs  
Indiana Pacers  
New Orleans Pelicans  
Utah Jazz  
Oklahoma City Thunder  
Dallas Mavericks  
Charlotte Hornets  
Philadelphia 76ers  
Oklahoma City Thunder  
Denver Nuggets  
Phoenix Suns  
Philadelphia 76ers

### PRIOR TO NBA

Pau-Lacq-Orthez (France)  
West Virginia  
Villanova  
Kansas  
Tulane  
Chalmerte High School  
Duke  
Creighton  
Frankfurt Skyliners (Germany)  
FC Barcelona Lassa (Spain)  
Kentucky  
Miami  
Maryland  
Olimpija Ljubljana (Slovenia)  
Kentucky  
USC  
Kansas  
**OHIO STATE**  
USC  
Missouri State  
Penn State  
Purdue  
Virginia  
SMU  
Orlandina Basket (Italy)  
Louisville  
Texas-Arlington  
UCLA  
Colorado  
Dayton



#### NBA G LEAGUE OFFICE

Olympic Tower, 645 5th Avenue; New York, NY 10022

Media Relations: Joanna Shapiro (jshapiro@nba.com)  
Sam Hoffman (shoffman@nba.com)

#### AGUA CALIENTE CLIPPERS OF ONTARIO

1947 East Convention Center Way; Ontario, CA 91764  
Tel: (909) 406-9090

Arena: Citizens Business Bank Arena  
Media Relations Contact: Brandon Ehrlich (behrlch@clippers.com)

Website: www.aguacalienteclippers.com  
NBA Affiliation: LA Clippers

#### AUSTIN SPURS

13581 Pond Springs Road, Suite 108, Austin, TX 78729

Tel: (512) 236-8333; Fax: (512) 236-8444

Arena: H-E-B Center at Cedar Park

Media Relations Contact: Perri Travillion  
(ptravillion@attcenter.com); Lauren Venticinque  
(lventicinqu@attcenter.com)

Website: www.austinspurs.com  
NBA Affiliation: San Antonio

#### CANTON CHARGE

1101 Market Avenue North; Canton, OH 44702

Tel: (866) 444-1944; Fax: (330) 489-1703

Arena: Canton Memorial Civic Center

Media Relations Contact: Sean Wyatt  
(swyatt@cantoncharge.com); Mike Clark (mclark@cantoncharge.com)

Website: www.cantoncharge.com  
NBA Affiliation: Cleveland

#### CAPITAL CITY GO-GO

601 F Street, NW, 4th Floor; Washington, DC 20004

Tel: (202) 292-1058

Arena: Entertainment & Sports Arena in Congress Heights

Media Relations Contact: Matt Quinn  
(mquinn@monumentalsports.com)

Website: www.CapitalCityGoGo.com  
NBA Affiliation: Washington

#### DELAWARE BLUE COATS

300 Martin Luther King Blvd., Ste. 200; Wilmington, DE 19801

Tel: (302) 504-7587; Fax: (302)351-5370

Arena: 76ers Fieldhouse

Media Relations Contact: Amanda Janczak  
(amandajanczak@76ers.com); Alex Yoh (alexxyoh@76ers.com)

Website: www.sixers.com/bluecoats  
NBA Affiliation: Philadelphia

#### ERIE BAYHAWKS

110 East 8th Street; Erie, PA 16501

Tel: (814) 790-5600; Fax: (814) 790-5608

Arena: Erie Insurance Arena

Media Relations Contact: Billy Hartman  
(billy.hartman@nbaerie.com)

Website: www.nbaerie.com  
NBA Affiliation: Atlanta

#### FORT WAYNE MAD ANTS

1910 St. Joe Center Rd, Suite 61; Fort Wayne, IN 46825

Tel: (260) 469-4667; Fax: (260) 469-4674

Arena: Allen County War Memorial Coliseum

Media Relations Contact: Ryan Stevens  
(rstevens@ftwaynemadants.com)

Website: www.ftwaynemadants.com  
NBA Affiliation: Indiana

#### GRAND RAPIDS DRIVE

40 Monroe Center NW, Suite 11; Grand Rapids MI 49503

Tel: (844) 473-7483

Arena: DeltaPlex Arena

Media Relations Contact: Rob Johnson (rjohnson@nbagranderapids.com)

Website: www.nbagranderapids.com  
NBA Affiliation: Detroit

#### GREENSBORO SWARM

2411 West Gate City Blvd.; Greensboro, NC 27403

Tel: (336) 907-3600

Arena: Fieldhouse at the Greensboro Coliseum Complex

Media Relations Contact: Justin Trujillo (jtrujillo@gsoswarm.com)

Website: www.gsoswarm.com  
NBA Affiliation: Charlotte

#### IOWA WOLVES

730 3rd Street; Des Moines, Iowa 50309

Tel: (515) 564-8550; Fax: (515) 564-8551

Arena: Wells Fargo Arena

Media Relations Contact: Seth Nutting

(seth.nutting@iawolves.com)  
Website: www.iawolves.com

NBA Affiliation: Minnesota

#### LAKELAND MAGIC

701 West Lime Street; Lakeland, FL 33815

Tel: (863) 825-3258; Fax: (863) 825-3279

Arena: RP Funding Center

Media Relations Contact: Ashley Foss  
(afoss@lakelandmagic.com)

Website: www.lakelandmagic.com  
NBA Affiliation: Orlando

#### LONG ISLAND NETS

168 39th Street, 8th Floor; Brooklyn, NY 11232

Tel: (718) 215-2299; Fax: (718) 522-3544

Arena: NYCB Live's Nassau Veterans Memorial Coliseum

Media Relations Contact: Megan Walsh  
(mwals@brooklynynets.com)

Website: www.longislandnets.com  
NBA Affiliation: Brooklyn

#### MAINE RED CLAWS

550 Forest Avenue; Portland, ME 04012

Tel: (207) 210-6655; Fax: (207) 210-6659

Arena: Portland Exposition Building

Media Relations Contact: Evans Boston (eboston@maineredclaws.com)

Website: www.maineredclaws.com  
NBA Affiliation: Boston

#### MEMPHIS HUSTLE

191 Beale Street; Memphis, TN 28103

Tel: (901) 205-1234; Fax: (901) 205-1244

Arena: The Landers Center

Media Relations Contact: Geoffrey Langham (glangham@grizzlies.com)

Website: www.memphishustle.com  
NBA Affiliation: Memphis

#### NORTHERN ARIZONA SUNS

3201 N. Main Street; Prescott Valley, AZ 86314

Tel: (928) 772-7867

Arena: Prescott Valley Event Center

Media Relations Contact: Jake Withee (jwithe@nazsuns.com)

Website: www.nazsuns.com  
NBA Affiliation: Phoenix

#### OKLAHOMA CITY BLUE

208 Thunder Drive; Oklahoma City, OK 73102

Tel: (405) 208-4800; Fax: (405) 429-7900

Arena: Cox Convention Center

Media Relations Contact: Laila Wani (lwani@okcthunder.com);

Shelby Willingham (swillingham@okcthunder.com)

Website: www.oklahomacityblue.com  
NBA Affiliation: Oklahoma City

#### RAPTORS 905

5600 Rose Cherry Place; Mississauga, ON L4Z4B6

Tel: (416) 815-5600 Fax: (416) 357-9205

Arena: Paramount Fine Foods Centre

Media Relations Contact: Stefano Toniutti

(Stefano.toniutti@mlse.com)

Website: www.raptors905.com

NBA Affiliation: Toronto

#### RIO GRANDE VALLEY VIPERS

4900 S. I-69; Edinburg, Texas, 78539

Tel: (956) 972-1144; Fax: (956) 972-1150

Arena: Bert Ogden Arena

Media Relations Contact: Amairani Ramirez

(mediarelations@rgvipers.com)

Website: www.rgvipers.com  
NBA Affiliation: Houston

#### SALT LAKE CITY STARS

301 West South Temple; Salt Lake City, UT 84101

Tel: (801) 325-2500

Arena: Lifetime Activities Center – Bruin Arena

Media Relations Contact: Matt de Nesnera

(matt.denesnera@utahjazz.com)

Website: www.slstars.com  
NBA Affiliation: Utah

#### SANTA CRUZ WARRIORS

903 Pacific Avenue, Suite 101; Santa Cruz, CA 95060

Tel: (831) 731-4396; Fax: (831) 466-3201

Arena: Kaiser Permanente Arena

Media Relations Contact: Massimo Degaudenzi

(massimo@santacruzbasketball.com)

Website: www.santacruzbasketball.com  
NBA Affiliation: Golden State

#### SIOUX FALLS SKYFORCE

2131 South Minnesota Ave; Sioux Falls, SD 57105

Tel: (605) 332-0605; Fax: (605) 332-2305

Arena: Sanford Pentagon

Media Relations Contact: Matt Dykstra

(mdykstra@skyforceonline.com)

Website: www.skyforceonline.com  
NBA Affiliation: Miami

#### SOUTH BAY LAKERS

2275 E. Mariposa Ave.; El Segundo, CA 90245

Tel: (310) 426-6000; Fax: (310) 426-6031

Arena: Toyota Sports Center

Media Relations Contact: Noah Camarena (ncamarena@sblakers.com)

Website: www.sblakers.com

NBA Affiliation: Los Angeles Lakers

#### STOCKTON KINGS

400 E. Main, Suite 760, 95202; Stockton, CA

Tel: (888) 465-7209

Arena: Stockton Arena

Media Relations Contact: Rahsaan Gethers (rgethers@kings.com)

Website: www.stocktonkings.com  
NBA Affiliation: Sacramento

#### TEXAS LEGENDS

2601 Avenue of the Stars, Suite 300; Frisco, TX 75034

Tel: (214) 469-0822; Fax: (214) 469-0823

Arena: Dr. Pepper Arena

Media Relations Contact: Britney Wynn

(bwynn@texlegends.com)

Website: www.texlegends.com  
NBA Affiliation: Dallas

#### WESTCHESTER KNICKS

198 Central Ave.; White Plains, NY 10606

Tel: (914) 559-6888

Arena: Westchester County Center

Media Relations Contact: Derek Lapinski (derek.lapinski@msg.com)

Website: www.westchesternicks.com  
NBA Affiliation: New York

#### WINDY CITY BULLS

5333 Prairie Stone Parkway; Hoffman Estates, IL 60192

Tel: (84) 396-7070

Arena: Sears Centre Arena

Media Relations Contact: Kalya Hutchinson (khutchinson@bulls.com)

Website: www.windycitybulls.com  
NBA Affiliation: Chicago

#### WISCONSIN HERD

549 High Avenue; Oshkosh, WI 54901

Tel: (920) 233-4374; Fax: (920) 744-0238

Arena: Menominee Nation Arena

Media Relations Contact: Eric Kohlbeck (ekohlbeck@bucks.com)

Website: www.wisconsinherd.com  
NBA Affiliation: Milwaukee





## 2017-18 NBA G LEAGUE STANDINGS/AWARD WINNERS

### EASTERN CONFERENCE

#### ATLANTIC DIVISION

ATLANTIC DIVISION	W	L	PCT	GB	HOME	ROAD
Westchester Knicks	32	18	.640	--	13-12	19-6
Raptors 905	31	19	.620	1	18-7	13-12
Long Island Nets	27	23	.540	5	14-11	13-12
Maine Red Claws	17	33	.340	15	14-11	3-22

#### CENTRAL DIVISION

CENTRAL DIVISION	W	L	PCT	GB	HOME	ROAD
Grand Rapids Drive	29	21	.580	--	16-9	13-12
Fort Wayne Mad Ants	29	21	.580	--	19-6	10-15
Windy City Bulls	24	26	.480	5	13-12	11-14
Canton Charge	22	28	.440	7	9-16	13-12
Wisconsin Herd	21	29	.420	8	8-17	13-12

#### SOUTHEAST DIVISION

SOUTHEAST DIVISION	W	L	PCT	GB	HOME	ROAD
Erie Bayhawks	28	22	.560	--	15-10	13-12
Lakeland Magic	28	22	.560	--	15-10	13-12
Greensboro Swarm	16	34	.320	12	9-16	7-18
Delaware 87ers	16	34	.320	12	6-19	10-15

### WESTERN CONFERENCE

#### MIDWEST DIVISION

MIDWEST DIVISION	W	L	PCT	GB	HOME	ROAD
Oklahoma City Blue	28	22	.560	--	15-10	13-12
Sioux Falls Skyforce	25	25	.500	3	13-12	12-13
IOWA WOLVES	24	26	.480	4	14-11	10-15
Memphis Hustle	21	29	.420	7	10-15	11-14

#### PACIFIC DIVISION

PACIFIC DIVISION	W	L	PCT	GB	HOME	ROAD
Reno Bighorns	29	21	.580	--	14-11	15-10
South Bay Lakers	28	22	.560	1	16-9	12-13
Santa Cruz Warriors	23	27	.460	6	13-12	10-15
Northern Arizona Suns	23	27	.460	6	13-12	10-15
Aqua Caliente Clippers	23	27	.460	6	14-11	9-16

#### SOUTHWEST DIVISION

SOUTHWEST DIVISION	W	L	PCT	GB	HOME	ROAD
Austin Spurs	32	18	.640	--	17-8	15-10
Rio Grande Valley Vipers	29	21	.580	3	14-11	15-10
Texas Legends	29	21	.580	3	16-9	13-12
Salt Lake City Stars	16	34	.320	16	11-14	5-20

### 2017-18 ALL-NBA G LEAGUE TEAMS

#### FIRST TEAM

Lorenzo Brown, Raptors 905  
 Quinn Cook, Santa Cruz  
 Jameel Warney, Texas  
 Thomas Bryant, South Bay  
 Georges Niang, Salt Lake City

#### SECOND TEAM

Antonio Blakeney, Windy City  
 Alex Caruso, South Bay  
**AMILE JEFFERSON, IOWA**  
 Johnathan Motley, Texas  
 Christian Wood, Delaware

#### THIRD TEAM

Trey Burke, Westchester  
 Walter Lemon Jr., Fort Wayne  
 Landry Nnoko, Grand Rapids  
 Jaron Blossomgame, Austin  
 Luke Kornet, Westchester

### 2018 NBA G LEAGUE POSTSEASON RESULTS

#### FIRST ROUND (SINGLE ELIMINATION)

Mar. 30 - Raptors 905 92, Grand Rapids Drive 88  
 Mar. 30 - Rio Grande Valley Vipers 107, Texas Legends 100  
 Mar. 31 - Erie BayHawks 96, Lakeland Magic 90  
 Mar. 31 - South Bay Lakers 125, OKC Blue 105

#### CONFERENCE SEMIFINALS (SINGLE ELIMINATION)

Apr. 2 - Austin Spurs 117, Rio Grande Valley Vipers 91  
 Apr. 2 - Raptors 905 92, Westchester Knicks 80  
 Apr. 3 - Erie BayHawks 119, Fort Wayne Mad Ants 116  
 Apr. 3 - South Bay Lakers 126, Reno Bighorns 109

#### CONFERENCE FINALS (SINGLE ELIMINATION)

Apr. 5 - Austin Spurs 104, South Bay Lakers 93  
 Apr. 6 - Raptors 905 118, Erie BayHawks 106

#### FINALS (BEST OF 3)

Apr. 8 - Austin Spurs 105, Raptors 905 93  
 Apr. 10 - Austin Spurs 98, Raptors 905 76

**MOST VALUABLE PLAYER** ..... Lorenzo Brown, Raptors 905  
**COACH OF THE YEAR** ..... Mike Miller, Westchester Knicks  
**ROOKIE OF THE YEAR** ..... Antonio Blakeney, Windy City Bulls  
**DEFENSIVE PLAYER OF THE YEAR** ..... Landry Nnoko, Grand Rapids Drive  
**MOST IMPROVED PLAYER** ..... DeQuan Jones, Fort Wayne Mad Ants  
**EXECUTIVE OF THE YEAR** ..... Malik Rose, Erie BayHawks  
**JASON COLLIER SPORTSMANSHIP AWARD** ..... C.J. Williams, Agua Caliente Clippers

### 2017-18 G LEAGUE ALL-DEFENSIVE TEAM

Briante Weber, Sioux Falls  
 Kadeem Allen, Maine  
 Amida Brimah, Austin  
 Landry Nnoko, Grand Rapids  
**AMILE JEFFERSON, IOWA**

### 2017-18 G LEAGUE ALL-ROOKIE TEAM

Antonio Blakeney, Windy City  
 Thomas Bryant, South Bay  
 Nigel Hayes, Westchester  
 Rodney Purvis, Lakeland  
**AMILE JEFFERSON, IOWA**



## 2017-18 G LEAGUE LEADERS

### SCORING AVERAGE

	G	FG	FT	PTS	AVG
Wood, Del.	45	370	257	1049	23.3
Lemon, FWN	40	358	136	894	22.4
J. Young, WIS-Del.	39	254	182	809	20.7
Hilliard, Aus.	36	261	142	744	20.7
Doyle, LIN	45	339	98	924	20.5
Purvis, LAK	39	294	91	798	20.5
Hunter, RGV	45	299	155	918	20.4
Warney, TEX.	42	364	85	835	19.9
Niang, SCW-SLC	41	322	74	808	19.7
Bryant, SBL	37	284	93	728	19.7
Artis, LAK	46	339	128	895	19.5
Gray, NAS.	45	324	104	872	19.4
<b>BROWN, IOWA</b>	<b>45</b>	<b>319</b>	<b>112</b>	<b>849</b>	<b>18.9</b>
Thornton, CTN.	49	333	89	922	18.8
Harrison, Reno	41	234	183	765	18.7
Mitchell, SXF	44	302	100	819	18.6
Silas, NAS.	43	256	127	793	18.4
Jones, FWN	49	321	180	903	18.4
M. Morris, RGV	37	252	101	667	18.0
House, RGV-NAS.	35	206	119	629	18.0

### FIELD GOAL PCT.

	FG	FGA	PCT
D. Jones, SCW	278	409	.680
<b>JEFFERSON, IOWA</b>	<b>335</b>	<b>535</b>	<b>.626</b>
Evans, Erie	231	374	.618
Walker, RGV	194	317	.612
Jack, SXF	222	363	.612
Onuaku, RGV	183	306	.598
Bryant, SBL	284	477	.595
Nnoko, GRD	274	473	.579
Hicks, Wes.	226	393	.575
Niang, SCW-SLC	322	564	.571

### STEALS PER GAME

	G	STL	AVG
Gray, NAS.	45	107	2.38
Scott, LIN	49	111	2.27
Hollins, FWN	41	90	2.20
Hamilton, SCW-WCB	45	90	2.00
Lemon, FWN	40	79	1.98
Rathan-Mayes, Wes.	43	83	1.93
Harrison, NAS.	36	69	1.92
Magette, Erie	36	67	1.86
M. Morris, RGV	37	68	1.84
2 tied			1.81

### REBOUNDS PER GAME

	G	OFF	DEF	TOT	AVG
<b>JEFFERSON, IOWA</b>	<b>47</b>	<b>170</b>	<b>432</b>	<b>602</b>	<b>12.8</b>
Nnoko, GRD	49	218	347	565	11.5
Williams, MNE	45	167	326	493	11.0
Wood, Del.	45	123	343	466	10.4
Evans, Erie	39	139	249	388	9.9
Cooley, Reno	39	196	185	381	9.8
Warney, TEX.	42	148	256	404	9.6
Meeks, Rap.	45	193	237	430	9.6
Onuaku, RGV	40	130	248	378	9.5
Mathiang, GBO	43	146	248	394	9.2
Hamilton, Okl.	45	82	322	404	9.0
Uthoff, FWN	50	109	311	420	8.4
Putney, Erie	46	69	308	377	8.2
D. Jones, SCW	45	107	259	366	8.1
Blossomgame, Aus.	50	117	289	406	8.1
Plumlee, ACC-WIS	40	127	191	318	8.0
Hicks, Wes.	37	99	195	294	7.9
Thompson, Rap.	41	123	190	313	7.6
Caupain, LAK	50	65	314	379	7.6
J. Williams, CTN.	50	82	297	379	7.6

### 3-PT FIELD GOAL PCT.

	3FG	3GA	PCT
Ingram, SBL	103	217	.475
Niang, SCW-SLC	90	197	.457
Arcidiacono, WCB	74	164	.451
Munford, WIS	80	180	.444
Hannahs, MHU.	79	179	.441
Cook, SCW	83	189	.439
Eddie, WCB	99	226	.438
Kornet, Wes.	91	208	.438
Jones, FWN	81	187	.433
Hayes, Wes.-Rap.	102	239	.427

### BLOCKS PER GAME

	G	BLK	AVG
Brimah, Aus.	48	127	2.65
Putney, Erie	46	107	2.33
D. Jones, SCW	45	97	2.16
Nnoko, GRD	49	101	2.06
Hicks, Wes.	37	74	2.00
Nichols, MHU.	38	69	1.82
Wood, Del.	45	78	1.73
Kornet, Wes.	36	61	1.69
Caboclo, Rap.-Reno	36	55	1.53
Bryant, SBL	37	55	1.49

### ASSISTS PER GAME

	G	AST	AVG
Magette, Erie	36	364	10.1
Arcidiacono, WCB	37	318	8.6
Machado, SBL	46	395	8.6
Hamilton, Okl.	45	358	8.0
Smith, GRD	49	383	7.8
Perrantes, CTN.	35	271	7.7
Drew, SXF	35	261	7.5
Rathan-Mayes, Wes.	43	308	7.2
Williams, Reno	49	329	6.7
M. Morris, RGV	37	245	6.6
Gray, NAS.	45	296	6.6
Teague, MHU.	47	290	6.2
Lemon, FWN	40	244	6.1
Booker, NAS.-Del.	36	219	6.1
Caupain, LAK	50	287	5.7
<b>TRIMBLE, IOWA</b>	<b>48</b>	<b>258</b>	<b>5.4</b>
Stockton, Reno	39	202	5.2
Hamilton, SCW-WCB	45	221	4.9
Scott, LIN	49	234	4.8
Hollins, FWN	41	194	4.7

### FREE THROW PCT.

	FT	FTA	PCT
Cook, SCW	112	118	.949
Eddie, WCB	79	86	.919
D. Lee, SCW	151	165	.915
Wilkins, GBO	94	104	.904
Walton, SXF	83	92	.902
Machado, SBL	152	172	.884
Silas, NAS.	127	144	.882
<b>TRIMBLE, IOWA</b>	<b>152</b>	<b>174</b>	<b>.874</b>
White, Aus.	89	102	.873
Garrett, Wes.	127	146	.870

### MINUTES PER GAME

	G	MIN	AVG
Arcidiacono, WCB	37	1463	39.5
Purvis, LAK	39	1485	38.1
Artis, LAK	46	1742	37.9
<b>BROWN, IOWA</b>	<b>45</b>	<b>1695</b>	<b>37.7</b>
Caupain, LAK	50	1882	37.6
Lemon, FWN	40	1463	36.6
Perrantes, CTN.	35	1279	36.5
Thornton, CTN.	49	1765	36.0
Rathan-Mayes, Wes.	43	1528	35.5
Doyle, LIN	45	1591	35.4



## NBA CARES

NBA Cares is the league's global social responsibility program that builds on the NBA's mission of addressing important social issues. NBA Cares programs and participants have provided more than 4.5 million hours of hands-on service and created more than 1,210 places where kids and families can live, learn or play in communities around the world. The NBA also engages more than 26 million youth annually, inspiring play and teaching the values of the game. NBA Cares works with internationally recognized youth-serving programs that support education, youth and family development, and health-related causes, including: Thurgood Marshall College Fund, Special Olympics, YMCA of the USA, Boys & Girls Clubs of America, UNICEF, the Make-A-Wish Foundation, Share Our Strength and GLSEN.





**COMMUNITY**





# FASTBREAK FOUNDATION

The goal of the FastBreak Foundation and community relations efforts of the Minnesota Timberwolves is to deepen the bonds between the team and the community in which we operate. We have a special affinity for supporting the elements of the community that are near and dear to our hearts, including ticket holders, the basketball community and those in need. We give back to the community that gives so much to us.

The mission of the Minnesota Timberwolves FastBreak Foundation is to support organizations that make our community a great place to work, live and play.

The FastBreak Foundation has five main areas of focus, including Basketball, Education, Health & Wellness, Military and Hunger. Throughout the season the Foundation works to make an impact in the community through featured events, volunteering, in-game elements and grants.

**Basketball:** Providing youth the opportunity to play and learn through basketball, with an emphasis on growing the game, building future leaders and developing life skills.

**Education:** Fostering the love of education and reading with youth.

**Health & Wellness:** Taking an active role in becoming aware of and making choices toward a healthy and fulfilling life, while supporting the communities that do not have access to those opportunities.

**Military:** To honor and recognize military troops and their families.

**Hunger:** Working with the community to help eliminate hunger for children and families in Minnesota and across the world.





## COMMUNITY EVENTS



### OUR COURTS. OUR FUTURE.

This summer, the FastBreak Foundation traveled across the state of Minnesota to help neighborhoods take their love of basketball outdoors with the 'Our Courts. Our Future.' program, presented by U.S. Bank. The team called upon fans to help decide which courts received refurbishments through Rebuilding Together. As courts were unveiled in Hibbing, Hastings, St. Cloud and St. Paul the community was treated to a ribbon cutting ceremony, complete with a chance to play on the restored court with Timberwolves players, assistant coaches and alumni.

### READ TO ACHIEVE

The Minnesota Timberwolves FastBreak Foundation is committed to helping young people develop a life-long love of reading. For four weeks during the Fall, the Foundation challenges elementary students to pledge to read at least 500 minutes. All students who complete the program receive a Timberwolves Prize Pack and the top reader from each grade will be honored with a Read to Achieve trophy.



### TICKETS FOR KIDS

Each season, the FastBreak Foundation works with players, coaches, owners and donors to purchase tickets for children who might not otherwise have the opportunity to experience a Timberwolves game in person. The Foundation works with more than 300 organizations across the state of Minnesota that provide services for economically or socially disadvantaged children and will provide over 30,000 tickets to children and their families.

### BOOK MOBILE

The Minnesota Timberwolves and Lynx FastBreak Foundation is proud to foster the love of reading with Minnesota youth. The Foundation has created the Timberwolves and Lynx Book Mobile, a traveling library, to spread the love of reading throughout Minnesota. The Book Mobile offers students an incentive to read by giving them a chance to pick out their very own book, allowing them to read at school and at home. Students also receive fun prizes and meet Timberwolves mascot Crunch or Lynx mascot Prowl.



### TASTE OF THE TIMBERWOLVES

Taste of the Timberwolves is the signature fundraising gala of the Minnesota Timberwolves FastBreak Foundation. Offering an elegant evening of food and fun, guests are invited to join Wolves players and coaches in sampling the cuisine from the finest restaurants and bid on unique memorabilia and once-in-a-lifetime experiences, all while seeing first-hand how their support is impacting the community. Over the past 22 years, Taste of the Timberwolves has raised more than \$4 million for the Foundation.

For more information on the community programs, please visit [www.timberwolves.com/community](http://www.timberwolves.com/community).