



PRESENTED BY



2017-18

MEDIA GUIDE

ALL EYES NORTH



THE COURTS AT MAYO CLINIC SQUARE

In June 2015, the Timberwolves opened their state-of-the-art training center that features cutting-edge technology and equipment. At 107,000 sq. ft., the facility is twice the size of the average NBA training center and continues to play a significant role in recruiting free agents and giving players the ability to develop to their full potential.

The facility, a \$25 million all private investment, is home to the team's training center, basketball and business operations, the Mayo Clinic Sports Medicine Center and the Timberwolves and Lynx Basketball Academy. Occupying the third and fourth floors of Mayo Clinic Square in downtown Minneapolis, the facility includes expanded training areas and two basketball courts, with the Timberwolves and Lynx each having a primary court.

The team's medical provider, the world-renowned Mayo Clinic, operates a sports medicine center directly connected to the courts, giving players convenient access to one of the most sophisticated and respected medical systems in the world.





FACILITY BY THE NUMBERS:

107,000 total square feet. Finished spaces include:

- 52,000 sq. ft. Timberwolves and Lynx basketball operations
- 23,000 sq. ft. Timberwolves and Lynx corporate headquarters
- 20,000 sq. ft. Mayo Clinic Sports Medicine Center
- 7,500 sq. ft. Mayo Clinic and Timberwolves & Lynx shared space

PLAYER/TEAM AMENITIES:

- Three plunge treatment pools and one therapy pool
 - Consist of more than 8,400 gallons of water
- Three steam rooms and two saunas
- Five locker rooms and two film rooms
- 9 ft. doors and 8 ft. showerheads to accommodate tall athletes
- Player lounge and nutrition center
- 24/7, 365 access to the court and training areas





TARGET CENTER RENOVATION

The \$145 million renovation of Target Center is officially complete – just in time for the 2017-18 season. Now equipped with world-class amenities, Target Center is ready to welcome fans back with an entirely new and improved game-day experience.

Renovation highlights include a state-of-the-art scoreboard, all-new premium and hospitality spaces, refreshed concourses, upgraded concessions, a brand-new box office lobby, additional entry points, a five-story glass atrium, redesigned court, new seats, updated restrooms, upgraded sound system, all digital signage and additional locations for fans to gather.

Target Center is a city-owned community asset that has been open for 26 years. It is the 6th busiest building in the nation and the 17th busiest in the world, hosting 200+ events and over one million visitors annually.



TARGET  CENTER
RENOVATION
YOUR EXPERIENCE **REIMAGINED**



2017-18 SEASON SCHEDULE

PRESENTED BY
usbank

	SUN	MON	TUE	WED	THU	FRI	SAT
6:00 UTA	1	2	3	4	5 9:30 DEN	6 9:30 LAL	7
	F				T	W	
7:00 MEM	8	9	10	11 7:00 DEN			
		+		F			

SUN	MON	TUE	WED	THU	FRI	SAT
				9:30 POR	9:30 UTA	
	4	5	6	7 BOS	8	9
2:30 GSW		6:00 WAS				7:30 SAS
	11	12	13	14	15	16
3:00 HOU		7:00 LAC			4:30 NYK	5:00 PHI
	18	19	20	21	22	23
	24	25	26	27	28	29
	MEM		7:00 ATL		7:30 DAL	

TIMBERWOLVES.COM

ALL EYES NORTH



TABLE OF CONTENTS

PLAYERS

2017-18 Roster.....	7
Cole Aldrich.....	8
Nemanja Bjelica.....	11
Aaron Brooks.....	14
Jimmy Butler.....	18
Jamal Crawford.....	22
Gorgui Dieng.....	26
Marcus Georges-Hunt.....	29
Taj Gibson.....	31
Tyus Jones.....	34
Shabazz Muhammad.....	37
Justin Patton.....	40
Jeff Teague.....	42
Karl-Anthony Towns.....	45
Andrew Wiggins.....	48
Two-Way Contracts.....	51
Training Camp Invites.....	52
Foreign Assets.....	53

FRONT OFFICE

Staff Directory.....	55
Glen Taylor & Limited Partners.....	57
Ethan Casson.....	58
Tom Thibodeau.....	59
Scott Layden.....	60
Assistant Coaches.....	61
Coaching Staff.....	62
Basketball Staff.....	63
Training Staff & Team Doctors.....	64
Executive Staff.....	66
Vice Presidents.....	67
Staff Headshots.....	70
Ticket Information.....	76
Target Center/AEG Directory.....	77
Timberwolves Entertainment.....	78

MEDIA

Public Relations Staff.....	80
Media Information & Traveling Media.....	81
TV Broadcast Team.....	82
Radio Broadcast Team.....	83

2016-17 REVIEW

Roster/Final Statistics.....	85
Game-By-Game Results.....	86
Season Summary.....	87
Team Notes.....	88
Game-By-Game Statistics.....	89
Season Superlatives.....	91
Top Individual Performances.....	92
Individual Highs.....	93

HISTORY

2015-16 Season Review.....	96
2014-15 Season Review.....	98
2013-14 Season Review.....	100
2012-13 Season Review.....	102
2011-12 Season Review.....	104
2010-11 Season Review.....	106
2009-10 Season Review.....	108
2008-09 Season Review.....	110
2007-08 Season Review.....	112
2006-07 Season Review.....	114
2005-06 Season Review.....	116
2004-05 Season Review.....	118
2003-04 Season Review.....	120
2002-03 Season Review.....	122
2001-02 Season Review.....	124
2000-01 Season Review.....	126
1999-00 Season Review.....	128
1998-99 Season Review.....	130
1997-98 Season Review.....	132
1996-97 Season Review.....	134
1995-96 Season Review.....	136
1994-95 Season Review.....	138
1993-94 Season Review.....	140
1992-93 Season Review.....	142
1991-92 Season Review.....	144
1990-91 Season Review.....	146
1989-90 Season Review.....	148
Former Player Statistics.....	150
All-Time Jersey Numbers.....	191
Retired Numbers.....	192
All-Time College Roster.....	193
Wolves Draft History.....	195
Wolves Transactions.....	196
Wolves History.....	209
Team Name & Logo History.....	218

RECORDS

Wolves Individual Records.....	220
Wolves Team Highs.....	222
Wolves Team Lows.....	223
Wolves Rookie Records.....	224
Opponent Individual Records.....	225
Opponent Team Highs.....	226
Opponent Team Lows.....	227
Target Center Records.....	228
Two-Team Records.....	230
Wolves Honor Roll.....	231
Wolves Among League Leaders.....	232
Miscellaneous Records.....	233
Year-By-Year Leaders.....	239
Individual Season Highs.....	242

RECORDS (CONTINUED)

Career Leaders.....	243
All-Time vs. NBA.....	244
All-Time Games.....	246
All-Time Leaders vs. Wolves.....	247
Head Coaching Records.....	248
Attendance.....	249

PLAYOFFS

Wolves Individual Playoff Records.....	251
Wolves Team Playoff Highs/Lows.....	253
Opponent Individual Playoff Records.....	254
Opponent Team Playoff Highs/Lows.....	256
2004 Playoffs vs. Los Angeles.....	257
2004 Playoffs vs. Sacramento.....	258
2004 Playoffs vs. Denver.....	259
2003 Playoffs vs. Los Angeles.....	260
2002 Playoffs vs. Dallas.....	261
2001 Playoffs vs. San Antonio.....	262
2000 Playoffs vs. Portland.....	263
1999 Playoffs vs. San Antonio.....	264
1998 Playoffs vs. Seattle.....	265
1997 Playoffs vs. Houston.....	266
Individual Career Playoff Statistics.....	267

NBA

Team Directories.....	269
NBA Directory/NBA Key Dates & Terms.....	298
2016-17 NBA Standings/Awards.....	299
2016-17 NBA Leaders.....	300
2017 NBA Draft Results.....	301
G League Directory.....	302
2016-17 G League Standings/Awards.....	303
NBA Cares.....	304

COMMUNITY

FastBreak Foundation.....	306
Foundation Events.....	307

2017-18 CREDITS

EXECUTIVE EDITOR

Alex King

EDITORIAL CONTRIBUTORS

Aaron Seehusen
Dan Bell
Kirsten Wenker
Aaron Freeman

ART DIRECTION & DESIGN

Lauren Kuznia

VP OF COMMUNICATIONS

Brad Ruiter

VP OF MARKETING

Lindsay Milne

DIRECTOR OF CREATIVE SERVICES

Henry Moore

PHOTOGRAPHY

David Sherman

© 2017 Minnesota Timberwolves

All NBA and team insignia depicted in this publication are the property of NBA Properties, Inc. and the respective teams of the NBA and may not be reproduced for commercial purposes without the prior written consent of NBA Properties, Inc.

The information contained in this publication was compiled by the Minnesota Timberwolves and is provided as a courtesy to our fans and the press and may be used only for personal or editorial purposes. Any commercial use of this information is prohibited without the prior written consent of the Minnesota Timberwolves.



PLAYERS



2017-18 TIMBERWOLVES TRAINING CAMP ROSTER

NO	PLAYER	POS	HT	WT	BIRTHDATE	PRIOR TO NBA/FROM	YRS
45	Cole Aldrich	C	6-11	253	10/31/88	Kansas/USA	7
8	Nemanja Bjelica	F	6-10	230	05/09/88	Fenerbahce Ulker/Serbia	2
30	Aaron Brooks	G	6-0	161	01/14/85	Oregon/USA	9
3	Anthony Brown^	F	6-7	224	10/10/92	Stanford/USA	2
23	Jimmy Butler	G/F	6-8	236	09/14/89	Marquette/USA	6
11	Jamal Crawford	G	6-5	185	03/20/80	Michigan/USA	17
5	Gorgui Dieng	C	6-11	251	01/18/90	Louisville/Sénégal	4
13	Marcus Georges-Hunt	G	6-5	226	03/28/94	Georgia Tech/USA	1
67	Taj Gibson	F	6-9	235	06/24/85	USC/USA	8
10	Amile Jefferson	F	6-9	222	05/07/93	Duke/USA	R
1	Tyus Jones	G	6-2	184	05/10/96	Duke/USA	2
15	Shabazz Muhammad	F	6-6	221	11/13/92	UCLA/USA	4
24	Justin Patton	C	7-0	236	06/14/97	Creighton/USA	R
0	Jeff Teague	G	6-2	189	06/10/88	Wake Forest/USA	8
32	Karl-Anthony Towns	F/C	7-0	248	11/15/95	Kentucky/USA	2
7	Melo Trimble	G	6-3	202	02/02/95	Maryland/USA	R
22	Andrew Wiggins	F	6-8	202	02/23/95	Kansas/Canada	3

^ Two-way contract

HEAD COACH Tom Thibodeau (Salem State)

ASSISTANT COACHES Rick Brunson (Temple)
Andy Greer (SUNY-Brockport)
Ed Pinckney (Villanova)
Ryan Saunders (Minnesota)

HEAD ATHLETIC TRAINER Gregg Farnam (St. Cloud State)

NUMERICAL ROSTER

0	Jeff Teague	15	Shabazz Muhammad
1	Tyus Jones	22	Andrew Wiggins
3	Anthony Brown	23	Jimmy Butler
5	Gorgui Dieng	24	Justin Patton
7	Melo Trimble	30	Aaron Brooks
8	Nemanja Bjelica	32	Karl-Anthony Towns
10	Amile Jefferson	45	Cole Aldrich
11	Jamal Crawford	67	Taj Gibson
13	Marcus Georges-Hunt		

PRONUNCIATION GUIDE

Nemanja Bjelica	nay-MON-yah bee-ELL-leets-zah
Gorgui Dieng	GOR-ghee Jeng
Amile Jefferson	uh-MEEL
Shabazz Muhammad	Shuh-BAHZ
Tom Thibodeau	THIB-uh-doh

HOW THE WOLVES WERE BUILT

A breakdown of Minnesota's 2017 training camp roster:

June 24, 2010 – Nemanja Bjelica, acquired via trade from Washington
 June 27, 2013 – Shabazz Muhammad, acquired via trade from Utah
 June 27, 2013 – Gorgui Dieng, acquired via trade from Utah
 Aug. 23, 2014 – Andrew Wiggins, acquired via trade from Cleveland
 June 25, 2015 – Karl-Anthony Towns, NBA Draft (1st round, 1st overall)
 June 25, 2015 – Tyus Jones, acquired via trade from Cleveland
 July 13, 2016 – Cole Aldrich, signed as unrestricted free agent
 June 22, 2017 – Jimmy Butler, acquired via trade from Chicago
 June 22, 2017 – Justin Patton, acquired via trade from Chicago
 July 10, 2017 – Jeff Teague, signed as unrestricted free agent
 July 10, 2017 – Taj Gibson, signed as unrestricted free agent
 July 19, 2017 – Jamal Crawford, signed as unrestricted free agent
 Aug. 1, 2017 – Anthony Brown, signed as unrestricted free agent
 Aug. 11, 2017 – Marcus Georges-Hunt, signed as unrestricted free agent
 Sept. 18, 2017 – Amile Jefferson, signed as unrestricted free agent
 Sept. 18, 2017 – Melo Trimble, signed as unrestricted free agent
 Sept. 21, 2017 – Aaron Brooks, signed as unrestricted free agent

COLE ALDRICH

45 | CENTER

HEIGHT:

6-11

WEIGHT:

253 lbs

BIRTHDATE:

October 31, 1988 in Burnsville, Minnesota

COLLEGE:

Kansas

HIGH SCHOOL:

Bloomington Jefferson High School (Bloomington, MN)

EXPERIENCE:

7 years

ACQUIRED:

Via free agency (July 13, 2016)

DRAFTED:

2010, 1st round (11th overall) by the New Orleans Hornets





2016-17 NBA SEASON (MINNESOTA)

Completed his seventh NBA season and first with Minnesota by appearing in a career-high 62 games off the bench... Averaged 1.7 ppg and 2.5 rpg in 8.6 mpg, shooting 52.3% from the field and 68.2% from the FT line... Also netted 14.3 reb/48, 2.26 stl/48 and 2.08 blk/48 on the year... Drew 20 DNP-CDs, including 13 in the season's final 19 contests; he logged 15+ minutes on six occasions but just once in the final four months... Scored the 1000th point of his NBA career Dec. 9 vs. Detroit, and pulled in his 1000th career rebound Nov. 21 vs. Boston... Posted season highs in points (10), rebounds (12), blocks (three) and minutes (27:04) Dec. 2 at New York; it's his 15th career double-double... Added eight points Nov. 12 vs. the L.A. Clippers, and picked off a season-high three steals Nov. 13 vs. the L.A. Lakers.

NBA CAREER NOTES

Signed by Minnesota as a free agent on July 13, 2016... Signed by the Clippers on July 13, 2015... Re-signed by New York on July 11, 2014... Signed by New York to a contract on Sept. 24, 2013... Traded by the Rockets along with Toney Douglas, Patrick Patterson to the Sacramento Kings for Francisco Garcia, Tyler Honeycutt and Thomas Robinson on Feb. 20, 2013... Traded by Oklahoma City along with Daequan Cook, James Harden and Lazar Hayward to Houston in exchange for Jeremy Lamb, Kevin Martin and three draft picks on Oct. 27, 2012... Traded by New Orleans with Morris Peterson to Oklahoma City for Craig Brackins and Quincy Pondexter... Selected by the New Orleans Hornets in the 1st round (11th overall) of the 2010 NBA Draft... **2015-16 (L.A. Clippers):** Appeared in 60 games (five starts) and averaged 5.5 points, 4.8 rebounds, 0.8 assists and 1.13 blocks in 13.3 minutes per game... Posted career highs in field goal percentage (.596), blocks per game (1.13) and steals per game (0.78)... Led the Clippers in blocks 22 times, steals nine times and rebounds five times... Tallied two double-doubles... His 5.5 ppg tied his highest scoring average of any season in his career (2014-15: 5.5)... Hit a game-tying layup with three seconds remaining in regulation on April 8 at Utah, finishing the game with career highs in steals (5) and minutes (39:44) and season highs in points (21), rebounds (18) and made field goals (10)... Aldrich was the only player to tally 21+ points, 18+ rebounds and 5+ steals in a game in 2015-16... Scored a then-season-high 19 points in consecutive games (Jan. 13-16)... Blocked a season-high four shots on Mar. 19 at Memphis... Made a career-high seven free throws on Dec. 28 at Washington... Made his Clippers debut on Oct. 29, tallying two points in 6:54 off the bench... Registered 22 DNP-CDs... **2014-15 (New York):** Appeared in 61 games (16 starts) and averaged 5.5 points, 5.5 rebounds, 1.2 assists and a team-high 1.07 blocks... Shot 47.8% from the field and 78.1% from the free throw line... Established single-season career-high in games played (61), minutes (976, after logging 1,032 in four prior NBA seasons), rebounds (338, after notching 332 in four prior seasons), points (338, after 267 in four prior seasons), rebounds per game (5.5) and points per game (5.5)... Led the team in rebounds 17 times, including grabbing a career-high 19 boards on Dec. 28 at Portland... Scored a career-high 24 points vs. Detroit on Apr. 15 in the season finale... Recorded eight double-digit rebound games... Recorded six double-doubles (including two in season's last three games), after notching five double-doubles over his prior four seasons... **2013-14 (New York):** Appeared in 46 games (two starts), averaging 2.0 points and 2.8 rebounds while shooting 54.1% (33-61) from the field in 7.2 minutes per game... Tallied three double-doubles... Made his first career NBA start on Mar. 12 at Boston, logging a double-double with 12 points and 10 rebounds... Appeared in his 100th career NBA game on Dec. 14 vs. Atlanta... **2012-13 (Houston, Sacramento):** Appeared in 45 games off the bench between Houston and Sacramento, averaging 2.2 points, 2.7 rebounds in 8.6 minutes per game... Played in 30 games for the Rockets, 15 games with the Kings... With Houston, averaged 1.7 points and 1.9 rebounds in 7.1 minutes per game... Traded midseason to Sacramento... In the final week of the season, recorded first career double-doubles in back-to-back games for Kings against his two former teams: Apr. 14 at Houston (12 points, 12 rebounds) and Apr. 15 at Oklahoma City (12 points, 13 rebounds)... **2011-12 (Oklahoma City):** Appeared in 26 games (zero starts), averaging 2.2 points and 1.8 rebounds over 6.7 minutes per game... Registered 39 DNP-CDs and missed one game for personal reasons... **2010-11 (Oklahoma City):** Appeared in 18 games for the Thunder, averaging 1.0 points and 1.9 rebounds in 7.9 minutes... Assigned to Tulsa 66ers of D-League on three occasions, appearing in 21 games (all starts), while averaging 10.3 points and 8.6 rebounds in 29.3 minutes.

NBA PLAYOFFS NOTES

In 11 career postseason games, has averaged 3.0 points and 3.9 rebounds in 9.3 minutes per game... **2016 (L.A. Clippers):** Appeared in 6 games (zero starts) with the Clippers, averaging 3.8 points and 5.0 rebounds in 12.8 minutes per game... **2012 (Oklahoma City):** Appeared in five postseason games (zero starts), averaging 2.0 points and 2.6 rebounds in 4.0 minutes.

COLLEGE NOTES

Appeared in 111 games (71 starts) in three seasons for Kansas, averaging 9.4 points, 7.7 rebounds and 2.3 blocks in 21.0 minutes... Named a 2009-10 Consensus All-American (2nd Team)... School single-season record 125 blocks in final (junior) season of 2009-10... Ranked second in the Big 12 in field goal percentage (59.8%) in 2008-09... Big 12 Defensive Player of the Year and All-Big 12 First Team as both a sophomore and junior... Led Big-12 in blocks per game (2.7) in 2008-09... Led Big-12 with 354 rebounds in 2009-10... A member of the Jayhawks' NCAA National Championship team as a freshman in 2007-08.

PERSONAL NOTES

Born October 31, 1988, in Burnsville, Minnesota... Full name is Cole David Aldrich... Son of Walter and Kathleen Aldrich... Has one brother, Grant... Four-year letter winner at Bloomington Jefferson High School... McDonald's All-American as a senior who averaged 22.9 points, 17.6 rebounds and 3.8 blocked shots as Bloomington made the state quarterfinals in 2006-07... Named state player of the year by the Minneapolis Star-Tribune and St. Paul Pioneer Press following his senior campaign... Associated Press named Aldrich the Minnesota Defensive Player of the Year his sophomore, junior and senior seasons, the first to receive the honor three straight years... Holds Jefferson single-season and career records in scoring, blocks and rebounding... Numerous awards include three-time all-state, three-time all-metro, and four-time all-conference... Visited Mexico (2015) and Peru (2017) on Starkey Hearing Foundation mission trips to help fit thousands of people with hearing aids to give them the gift of hearing... Cole and his wife, Britt, led the Cole Aldrich Back-to-School Backpack Giveaway, working with the Kids in Need Foundation to give 600 backpacks to the Hiawatha Leadership Academy this year... Donated a number of items for the Children's Hospital Star Gala in April 2017, including a basketball party package involving a pizza party and game of hoops to the winning family... Extended his work with the Children's Hospital by visiting patient's rooms and appearing on the hospital's in-house TV "Star Studio" which was played on TVs in every patients room.

SOCIAL MEDIA

Twitter: @colea45
Instagram: colea45
Facebook: ColeA45



CAREER HIGHS

Minutes	40	04/08/2016	L.A. Clippers at Utah (Twice)
Field Goals	11	04/15/2015	New York vs Detroit
Field Goal Attempts	16	04/15/2015	New York vs Detroit (Twice)
Three-Point Field Goals	0		
Three-Point Attempts	0		
Free Throws	7	12/28/2015	L.A. Clippers at Washington
Free Throw Attempts	8	12/28/2015	L.A. Clippers at Washington
Offensive Rebounds	9	12/28/2014	New York at Portland
Defensive Rebounds	14	04/08/2016	L.A. Clippers at Utah
Rebounds	19	12/28/2014	New York at Portland
Assists	5	03/19/2015	New York vs Minnesota (3 times)
Steals	5	04/08/2016	L.A. Clippers at Utah
Turnovers	5	01/05/2015	New York at Memphis
Blocked Shots	5	03/14/2015	New York at Golden State (Twice)
Points	24	04/15/2015	New York vs Detroit

NBA REGULAR SEASON STATS

YEAR/TEAM	G	MIN	FGM	FGA	PCT	3PM	3PA	PCT	FTM	FTA	PCT	OFF	DEF	TOT	RPG	AST	APG	PF	DQ	STL	BLK	PTS	PPG
10-11 Oklahoma City	18	142	8	15	.533	0	0	---	2	4	.500	13	22	35	1.9	4	0.2	30	0	5	7	18	1.0
11-12 Oklahoma City	26	173	22	42	.524	0	0	---	13	14	.929	13	35	48	1.8	3	0.1	22	0	8	16	57	2.2
12-13 Hou.-Sac.	45	388	44	80	.550	0	0	---	12	20	.600	30	90	120	2.7	9	0.2	60	0	5	23	100	2.2
13-14 New York	46	330	33	61	.541	0	0	---	26	30	.867	37	92	129	2.8	14	0.3	40	0	8	30	92	2.0
14-15 New York	61	976	144	301	.478	0	0	---	50	64	.781	101	237	338	5.5	75	1.2	122	1	37	65	338	5.5
15-16 L.A. Clippers	60	800	134	225	.596	0	0	---	60	84	.714	86	202	288	4.8	50	0.8	139	1	47	68	328	5.5
16-17 Minnesota	62	531	45	86	.523	0	0	---	15	22	.682	51	107	158	2.5	25	0.4	85	1	25	23	105	1.7
TOTALS	318	3339	430	810	.531	0	0	---	178	238	.748	331	785	1116	3.5	180	0.6	498	3	135	232	1038	3.3

NBA PLAYOFFS STATS

YEAR/TEAM	G	MIN	FGM	FGA	PCT	3PM	3PA	PCT	FTM	FTA	PCT	OFF	DEF	TOT	RPG	AST	APG	PF	DQ	STL	BLK	PTS	PPG
11-12 Oklahoma City	5	25	4	9	.444	0	0	---	2	4	.500	5	8	13	2.6	0	0.0	3	0	0	0	10	2.0
15-16 L.A. Clippers	6	77	10	15	.667	0	0	---	3	6	.500	8	22	30	5.0	3	0.5	11	0	6	3	23	3.8
TOTALS	11	102	14	24	.583	0	0	---	5	10	.500	13	30	43	3.9	3	0.3	14	0	6	3	33	3.0

NEMANJA BJELICA

8 | FORWARD

HEIGHT:

6-10

WEIGHT:

230 lbs

BIRTHDATE:

May 9, 1988 in Belgrade, Serbia

PRIOR TO NBA:

Fenerbahçe Ülker (Turkey)

EXPERIENCE:

2 years

ACQUIRED:

Via trade from Washington (June 24, 2010)

DRAFTED:

2010, 2nd round (35th overall)
by the Washington Wizards





2016-17 NBA SEASON (MINNESOTA)

Sidelined for the final 15 games of his second NBA campaign after sustaining a fractured navicular bone in his left foot Mar. 15 at Boston... Saw action in 65 contests, missing a pair of games (Dec. 9-11) due to a sore right ankle... Averaged 6.2 ppg, 3.8 rpg and 1.2 apg while logging 18.3 mpg; he shot 42.4% from the floor, 31.6% (56-for-177) from three-point range and 73.8% from the FT line... Connected on 17 of his last 43 from beyond the arc (39.5%) and shot 55.5% (61-for-110) from two-point range in his final 35 outings... Made his first NBA start Nov. 13 vs. the L.A. Lakers, registering career highs in points (24), steals (three), three-pointers (five) and minutes played (40:52)... Contributed 16 points and nine rebounds Mar. 13 vs. Washington, his 15th double-digit scoring effort on the year... Snagged a season-high 12 rebounds Mar. 10 vs. Golden State, part of his third double-double in an eight-game run (sixth career); he tallied 9.0 ppg and 7.7 rpg in those eight (26.8 mpg)... Also pulled down 12 rebounds Feb. 27 at Sacramento, and collected 13 points, 11 rebounds and a season-high five assists in the Mar. 1 victory at Utah... Had a career-high three blocks Feb. 24 vs. Dallas, and swiped three steals Feb. 1 at Cleveland.

NBA CAREER NOTES

Signed by the Timberwolves on July 14, 2015... Acquired from Washington on June 24, 2010 along with the draft rights to Lazar Hayward in return for the rights to Trevor Booker and Hamady N'diaye... Selected by Washington in the 2nd round (35th overall) in the 2010 NBA Draft... **2015-16 (Minnesota):** Finished his rookie NBA season on a strong note, averaging 10.5 ppg (on 65.9% shooting, including 13-for-20 from beyond the arc) and 6.1 rpg while logging 24.2 mpg in his final eight contests... Appeared in 60 games overall, missing 15 due to injury (Nov. 20-27, bruised left knee; Feb. 19-Mar. 8, strained right foot) and drawing seven DNP-CDs... Tallied 5.1 ppg, 3.5 rpg and 1.4 apg in 17.9 mpg, shooting 46.8% from the floor, 38.4% (48-for-125) from three-point range and 72.7% from the FT line... Led the Wolves with 18 points in the Apr. 7 victory at Sacramento, one of 14 double-figure scoring nights... Claimed a game- and season-high 14 rebounds Apr. 11 vs. Houston, part of his second straight double-double; he totaled 11 points, 10 rebounds and four assists in the Apr. 9 win at Portland... Collected three point/rebound double-doubles in total, the first a 17-point, 11-rebound effort Nov. 7 at Chicago; he also posted season highs in minutes (40:13) and assists (five) in that contest... Picked off a season-best three steals Jan. 12 vs. Oklahoma City, and had a season-high two blocks Jan. 15 at Oklahoma City.

INTERNATIONAL NOTES

Member of the Serbian Senior National Team since 2009... Did not compete with Serbia in the Olympic qualifying tournament in Belgrade or the Rio de Janeiro Olympics because of a right foot injury... Most recently competed with Serbia in EuroBasket 2015, averaged a team-high 13.9 points and 6.6 rebounds per game in Serbia's fourth place finish... Averaged 11.9 points and 6.9 rebounds per game as Serbia won the silver medal in the 2014 FIBA Basketball World Cup... Shot 43.2% from the floor and 81.6% from the free throw line... A member of the 2009 European Championship squad that won a silver medal, averaging 2.6 points and 5.1 rebounds in minutes per game... Also competed with the team at the 2010 FIBA World Championship, as well as the 2011 and 2013 European Championships.

PROFESSIONAL NOTES

Before signing with Minnesota, Bjelica spent the previous two seasons with Fenerbahce in the TBL... **2014-15:** With Fenerbahce Ulker, averaged 11.5 points and 8.2 rebounds in 63 combined games between Euroleague and Turkish Basketball League (TBL) play... Shot 54.1% from the floor and 37.4% from three-point range... Named Euroleague MVP after averaging 12.1 points and 8.5 rebounds in 27.8 minutes during league play... Helped lead Fenerbahce to the Euroleague Final Four for the first time in franchise history before losing in the semi-finals to Real Madrid... Named to the 2014-15 All-Euroleague First Team and the 2014-15 Euroleague March MVP... **2013-14:** In his first season with Fenerbahce Ulker, averaged 8.5 points and 5.8 rebounds in 37 games during TBL play... Played in 24 games during Euroleague play, averaging 10.4 points and 6.1 rebounds... **2012-13:** With Caja Laboral in Spain's Liga ACB, averaged 9.8 points and 5.7 rebounds in 33 league games... In 26 Euroleague games, averaged 9.9 points and 4.8 rebounds per game... **2011-12:** With Caja Laboral, averaged 6.2 points and 3.8 rebounds in 40 ACB games... Averaged 4.8 points and 2.1 rebounds in 10 Euroleague games... **2010-11:** In his first season with Caja Laboral, averaged 3.9 points and 2.0 rebounds in 22 league games... Averaged 1.2 points and 1.7 rebounds in 13 Euroleague contests... **2009-10:** With Crvena Zvezda in Serbia's KLS league... Averaged 18.9 points and 7.4 rebounds in 16 KLS games... Played in 12 Eurocup games, averaging 8.5 points and 5.8 rebounds... **2008-09:** In his first season with Crvena Zvezda, averaged 4.6 points and 2.8 rebounds in 11 KLS games... Averaged 4.8 points and 1.8 rebounds in 12 Eurocup games... **2007-08:** Began his professional career with Traiskirchen in the Austrian Basketball League (ABL), averaging 8.5 points and 3.5 rebounds in 26 games.

PERSONAL NOTES

Born May 9, 1988, in Belgrade, Serbia... Bjelica is the son of Milovan and Slavica Bjelica... He credits legendary Serbian and European coach Svetislav Pesic with much of his basketball development... Former NBA player Nenad Krstic was the best man at Bjelica's wedding... Name is pronounced NEH-men-yah bee-a-lihzt-ah.

SOCIAL MEDIA

Twitter: @Bjelica88
Instagram: beli.88
Facebook: Bjelica88



CAREER HIGHS

Minutes	41	11/13/2016	Minnesota vs L.A. Lakers
Field Goals	9	11/13/2016	Minnesota vs L.A. Lakers
Field Goal Attempts	15	02/27/2017	Minnesota at Sacramento (Twice)
Three-Point Field Goals	5	11/13/2016	Minnesota vs L.A. Lakers
Three-Point Attempts	8	02/27/2017	Minnesota at Sacramento (Twice)
Free Throws	5	03/30/2016	Minnesota vs L.A. Clippers (3 times)
Free Throw Attempts	6	03/30/2016	Minnesota vs L.A. Clippers (Twice)
Offensive Rebounds	5	03/10/2017	Minnesota vs Golden State
Defensive Rebounds	10	03/01/2017	Minnesota at Utah (3 times)
Rebounds	14	04/11/2016	Minnesota vs Houston
Assists	5	03/01/2017	Minnesota at Utah (3 times)
Steals	3	02/01/2017	Minnesota at Cleveland (4 times)
Turnovers	4	11/03/2016	Minnesota vs Denver
Blocked Shots	3	02/24/2017	Minnesota vs Dallas
Points	24	11/13/2016	Minnesota vs L.A. Lakers

NBA REGULAR SEASON STATS

TEAM	G	MIN	FGM	FGA	PCT	3PM	3PA	PCT	FTM	FTA	PCT	OFF	DEF	TOT	RPG	AST	APG	PF	DQ	STL	BLK	PTS	PPG
15-16 Minnesota	60	1075	110	235	.468	48	125	.384	40	55	.727	49	161	210	3.5	82	1.4	154	1	26	21	308	5.1
16-17 Minnesota	65	1190	151	356	.424	56	177	.316	45	61	.738	57	187	244	3.8	79	1.2	154	1	40	20	403	6.2
TOTALS	125	2265	261	591	.442	104	302	.344	85	116	.733	106	348	454	3.6	161	1.3	308	2	66	41	711	5.7

AARON BROOKS

30 | GUARD

HEIGHT:

6-0

WEIGHT:

161 lbs

BIRTHDATE:

January 14, 1985 in Seattle, Washington

COLLEGE:

Oregon

HIGH SCHOOL:

Franklin (Seattle, Washington)

EXPERIENCE:

9 years

ACQUIRED:

Via free agency (July 21, 2017)

DRAFTED:

2007, 1st round (26th overall) by the Houston Rockets





2016-17 NBA SEASON (INDIANA)

Appeared in 65 games off the bench during his only season with the Pacers, and averaged 5.0 points, 1.1 rebounds and 1.9 assists over 13.7 minutes per game... Shot 40.3% from the field, 37.5% from three-point range and 80.0% from the free throw line... Scored in double figures 11 times... Turned in his best scoring effort of the season against his former team at Chicago on Dec. 26 as he scored a team-high 19 points on 6-for-8 shooting from the field, 3-for-4 from three-point range and 4-for-4 from the foul line to go with four rebounds and seven assists in 24 minutes off the bench... Finished with 18 points and sank a season-high four three-pointers in 28 minutes off the bench at Memphis on Mar. 29... Scored in double figures four times over a five-game span from Mar. 24-31, while averaging 10.0 points per game on 46.2 percent shooting and 61.5 percent (8-13) from three-point range over that stretch... Scored seven points and led the Pacers with a season-high seven assists at Charlotte on Nov. 7... Recorded 14 DNP-CDs, and missed three games with sore right knee (Oct. 28-29; Jan. 23).

NBA CAREER NOTES

Has appeared in 613 games (182 starts) over nine NBA seasons with the Rockets (2007-11; 2013-14), Suns (2011), Kings (2012-13), Nuggets (2014), Bulls (2014-16) and Pacers (2016-17)... Owns career averages of 10.1 points, 1.7 rebounds and 3.1 assists in 21.6 minutes per game... Holds career shooting percentages of .413 from the field, .370 from three-point range and .839 from the free throw line... He has posted 12 career double-doubles with a season high of six during the 2009-10 season... Voted NBA Most Improved Player in 2009-10 with the Rockets, when he posted a career highs with 19.6 points and 5.3 assists per game in 82 starts... Selected to participate with the Sophomore Team in the 2009 T-Mobile Rookie Challenge & Youth Jam... Signed as a free agent with Minnesota on Sept. 21, 2017... Signed a free agent contract with Indiana on July 21, 2016... Re-signed by Chicago on July 14, 2015... Signed a free agent contract with the Chicago Bulls on July 22, 2014... Traded to Denver in exchange for Jordan Hamilton on Feb. 20, 2014... Re-signed by the Rockets on July 19, 2013... Waived by the Rockets on June 30, 2013... Signed by Houston as a free agent on Mar. 5, 2013... Waived by the Kings Mar. 1, 2013... Signed as a free agent with Sacramento on July 16, 2012... Traded by the Rockets to Phoenix for Goran Dragic and a first-round pick on Feb. 24, 2011... Recalled from Rio Grande Valley on Dec. 14, 2007... Assigned to Houston's NBA D-League affiliate Rio Grande Valley on Dec. 6, 2007... Selected by Houston in the first round (26th overall) of the 2007 Draft... **2015-16 (Chicago):** Appeared in 69 games off the bench in his second season with Chicago... Averaged 7.1 points, 1.5 rebounds and 2.6 assists in 16.1 minutes per game... Shot 40.1% from the field, 35.7% from three-point range and 76.6% from the free throw line... Scored in double figures 19 times with one game of 20 or more points... Set a season highs with 29 points on 11-for-20 shooting and 4-for-7 from three-point range in 41 minutes off the bench in an overtime win over Indiana on Dec. 30... Recorded a season-high 10 assists with only one turnover in 21 minutes off the bench at Detroit on Jan. 18... Missed four games with a left hamstring injury, Nov. 20-30... **2014-15 (Chicago):** Appeared in all 82 games (21 starts) on the year and posted 11.6 points, 3.2 assists, and 2.0 rebounds over 23.0 minutes per game... Shot 42.1% from the field, 38.7% from downtown (tied for 23rd in the NBA) and 83.3% from the line... Recorded 14.1 points, 4.4 assists and 2.5 rebounds in 30.9 minutes per game in 21 starts... Posted 53 games with 10 or more points, six games with 20 or more points and one game with 30 or more points... Led the team in scoring four times, in assists 16 times and in minutes once... Tallied one double-double and one game with 10 or more assists... Recorded his first double-double of season with 13 points and 10 assists versus Charlotte on Mar. 23... Scored a season-high 31 points and dished out five assists at Philadelphia on Mar. 11... **2013-14 (Houston/Denver):** Split the season between the Rockets and Nuggets... Appeared in 72 games on the year and posted 9.0 ppg, 3.2 apg and 1.9 rpg in 21.6 mpg... In 29 games (12 starts) with the Nuggets, he averaged 11.9 ppg, 5.2 apg and 2.7 rpg in 29.0 mpg... Scored in double digits 26 times, including six games with 20 or more points... Posted two double-doubles... Registered 24 points and dished out 15 assists in 47 minutes at Houston on Apr. 6... Posted 27 points and a career-high 17 assists versus Detroit on Mar. 19... Recorded 15 points, including 12 in the fourth quarter at New Orleans on Mar. 9... **2012-13 (Sacramento/Houston):** Appeared in 53 games (20 starts) and averaged 7.1 ppg and 2.2 apg in 18.8 mpg with both the Rockets and Kings... Accrued 14 DNP-CDs with the Rockets... Waived by the Kings on March 1 and signed by the Rockets as a free agent on March 5... Averaged 8.0 ppg and 2.3 apg in 20.8 mpg over 46 contests (20 starts) with the Kings... Recorded 11 DNP-CDs, posted one DND (Dec. 30) with a sore left ankle and was inactive for one game (Jan. 12) with the flu... Recorded a season-high 23 points (9-12 FG, 3-3 3FG) against the Warriors, Dec. 19... **2010-11 (Houston/Phoenix):** Averaged 10.7 ppg, 3.9 apg and 21.8 mpg over 59 games with the Rockets and Suns... Averaged 11.6 ppg and 3.8 apg in 34 games (seven starts) with the Rockets... Averaged 9.6 ppg and 4.2 apg in 25 games (five starts) with the Suns... Scored 20 or more points four times and recorded two double-doubles... Spent 24 games on the Inactive List (Nov. 7-Dec. 17; Jan. 5-8) with a left ankle sprain and missed one game as a result of a team suspension (Feb. 7)... Totaled a season-best 24 points (7-16 FG, 4-6 3FG) and nine assists at LAL on Oct. 26... Scored a season-high-tying 24 points (8-15 FG, 5-8 3FG) at Boston on Jan. 10... Led the Rockets with a season-high-tying 24 points (8-14 FG, 4-7 3FG) and a season-best 10 assists at Atlanta on Jan. 15... Went a perfect 36-for-36 at the free throw line from Jan. 3 through Feb. 12, which marked the

longest such streak of his career... **2009-10 (Houston):** Won the 2009-10 NBA Most Improved Player Award after he averaged career highs of 19.6 ppg and 5.3 apg in a career-best 82 starts... Made the biggest jump in points per game (+8.4) of any qualifying player in the NBA from 2008-09 (11.2) to 2009-10 (19.6)... Among qualifying players, he stood as one of just three players in the league with an increase of two assists per game (+2.3) from 2008-09 (3.0) to 2009-10 (5.3)... Finished tied for 18th in the NBA in scoring average (19.6) and tied for 21st in assists per game (5.3)... Posted a team-high 39 20+ point performances, 10 games with 30 or more points and one 40-point contest... Registered four straight 20-point games three times (Dec. 13-18, Jan. 27-Feb. 2 and Mar. 1-7)... Reached double-figure scoring in a career-high 40 consecutive outings (Dec. 23-Mar. 21)... Notched six double-doubles and six double-digit assist games... Ranked first in the NBA in 3-pointers made (.398, 209-525 3FG)... Became just the sixth player in NBA history to make at least 200 3-pointers (209) and dish out 400 or more assists (434) in the same season... Hit six or more shots from beyond the arc in 11 games... Finished with 16 points and a career-high 13 assists versus Phoenix on Nov. 17... Recorded a career-high five steals at Oklahoma City on Jan. 29... Set career highs in free throws made (12) and attempted (13) versus Cleveland on Dec. 9... Netted a career-high 43 points (14-30 FG, 6-9 3FG, 9-12 FT) win versus Minnesota on Jan. 13... Racked up 31 points (11-17 FG) and nine assists versus Denver (Mar. 15), hitting a pullup jumper with :02.9 left for the deciding bucket in a 125-123 win... Set both his career high in threes and the Rockets' single-game record for most three-pointers made without a miss (7-7 3FG) en route to 31 points (11-14 FG) versus Memphis on Mar. 17, which also marked the first back-to-back 30-point games of his career... **2008-09 (Houston):** Averaged 11.2 ppg and 3.0 apg in 80 games (35 starts)... In 35 starts, he averaged 13.0 ppg and 3.7 apg... Recorded one DNP-CD (Oct. 29)... Posted one DND with flu-like symptoms on Feb. 4... Finished tied for 21st in the NBA in free throw percentage (.866, 149-172 FT)... Had 10 games with 20 or more points and one 30-point outing... Posted two double-doubles... Reached double-figure scoring in a season-best seven consecutive contests, March 9-20... Registered the first consecutive 20-point games of his career (20 on Mar. 24 and 21 on Mar. 28)... Notched six points, three assists and two rebounds in 15:53 of action with the Sophomore Team in the 2009 T-Mobile Rookie Challenge & Youth Jam held during the 2009 NBA All-Star Weekend in Phoenix... Made his first NBA start at San Antonio on Nov. 14, and responded with 14 points, eight boards and three steals... Registered the first double-double of his career with 18 points and a career-high 10 rebounds at Minnesota on Dec. 20... Notched 22 points (8-17 FG) and a season-best 10 assists at Minnesota on Mar. 1... **2007-08 (Houston):** In his rookie season, he averaged 5.2 ppg and 1.7 apg in 51 games... Spent 23 games on the Inactive List... Recorded eight DNP-CDs... Finished sixth among all rookies in assists per game... Reached double-digit scoring in a season-high four consecutive games from April 3-9... Posted a season-best 22 points (8-10 FG, 4-5 3FG) versus New York, 1/5), which included a 12-point (5-5 FG, 2-2 3FG) fourth quarter.

PLAYOFF NOTES

In 38 playoff games (13 starts), he holds career averages of 8.7 points, 1.8 assists and 1.8 rebounds over 18.4 minutes per game and has shot 41.0% from the field, 33.0% from behind the arc and 76.8% from the line... **2017 (Indiana):** Appeared in one game and scored five points, dished out one assist in seven minutes... **2015 (Chicago):** Appeared in 12 games off the bench for Chicago and averaged 4.5 points and 1.5 rebounds while shooting 34.4% from the field and 30.8% from downtown... Posted his highest-scoring effort of the 2015 postseason with 13 points as he hit 3-of-5 three-point attempts in the Game 1 win over Milwaukee in the opening round on Apr. 18... **2013 (Houston):** In his third career postseason, he averaged 5.0 points and 1.8 assists in 11.2 minutes per game in six games off the bench against the Thunder... Scored 10 points to go with three rebounds and three assists to help the Rockets earn a Game 5 road win at Oklahoma City on May 1... **2009 (Houston):** Helped the Rockets advance to the Western Conference Semifinals... Started all 13 games and tallied 16.8 points, 3.4 assists and 2.6 rebounds per game and shot 45.3% from the field, 42.2% from behind the arc and 80.4% from the line... Posted four 20-point games and one 30-point performance... He averaged 15.3 points (44.8%, 13-29 3FG) and 4.3 assists in six games against the Trail Blazers in the First Round... Scored a team-high 27 points and postseason-career-best seven assists in Game 1 at Portland on Apr. 18... Netted 18.0 points and 2.6 assists in seven games against the Lakers in the Western Conference Semifinals... Led the Rockets with a playoff-career-high 34 points as he shot 12-for-20 from the field, 4-for-9 from three-point range and 6-for-6 from the free throw line in Game 4 against the Lakers on May 10... **2008 (Houston):** Saw action in six games off the bench against the Jazz and averaged 4.2 points over 8.3 minutes per game... Scored 11 points on 5-for-9 shooting to go with two assists in Game 2 at Utah on Apr. 21.

INTERNATIONAL NOTES

2011-12: Spent the season with the Guangdong Southern Tigers of the Chinese Basketball Association, where he was named a CBA All-Star and took Guangdong to the CBA 2012 Finals.

COLLEGE NOTES

Averaged 13.1 ppg and 4.1 apg in 115 games (110 starts) during his four-year career at Oregon... Finished his



collegiate career as Oregon's ninth all-time leading scorer with 1,511 points, while ranking fourth in assists (471), fourth in 3FGM (205), fifth in free throw percentage (.834) and sixth in steals (127)... Earned Second-Team All-America honors from The Sporting News and Third-Team accolades from The Associated Press as a senior... Was a member of the Wooden Award All-American Team and was named First-Team All-Pac-10 his senior season... Led the Pac-10 in scoring (17.7) and ranked fifth in assists (4.3) in 2006-07... Topped the Pac-10 in assists-per-turnover ratio (1.81) and finished fourth in assists per game (4.4) in 2005-06... As a sophomore, he led the team in scoring (14.7 ppg, 10th in Pac-10) and assists (4.6 apg, third in Pac-10)... Earned Honorable Mention All-Conference honors in 2004-05... Also earned Pac-10 All-Freshman accolades.

PERSONAL NOTES

Nickname is "AB"... He and his wife, Shavonne, have three daughters, MiKah, and twin girls, Khylie and Khobi... His favorite sport other than basketball is football... He is an avid bowler and enjoys playing video games... Created The Aaron Brooks Foundation, in conjunction with Drills & Skills, which partnered with local middle schools to develop a comprehensive youth development strategy for underserved, school-aged youth in the Houston area... His foundation holds a golf tournament to raise funds, which allows Drills & Skills to provide free basketball camps to children... Majored in Political Science in college... Led Franklin High School to the Washington 4A State Championship as a senior... Was a McDonald's and Parade Third-Team All-American... Played in the McDonald's and EA SPORTS National All-Star Games... Named Washington's Player of the Year by Gatorade.

SOCIAL MEDIA

Twitter: @Thirty2zero

Instagram: ---

Facebook: AaronBrooks



CAREER HIGHS

Minutes	59	01/13/10	Houston vs. Minnesota
Field Goals Made	14	01/13/10	Houston vs. Minnesota
Field Goal Attempts	30	01/13/10	Houston vs. Minnesota
Three-Point Field Goals	7	03/17/10	Houston vs. Memphis
Three-Point Attempts	13	03/03/10	Houston vs. Sacramento
Free Throws	12	12/09/09	Houston vs. Cleveland
Free Throw Attempts	13	12/09/09	Houston vs. Cleveland
Offensive Rebounds	4	04/11/10	Houston at Phoenix
Defensive Rebounds	10	12/20/08	Houston at Minnesota
Rebounds	10	12/20/08	Houston at Minnesota
Assists	17	03/19/14	Denver vs. Detroit
Steals	5	11/29/09	Houston at Oklahoma City
Turnovers	9	04/16/14	Denver at L.A. Clippers
Blocked Shots	3	11/04/14	Chicago vs. Orlando
Points	43	01/13/10	Houston vs. Minnesota

NBA REGULAR SEASON STATS

YEAR/TEAM	G	MIN	FGM	FGA	PCT	3PM	3PA	PCT	FTM	FTA	PCT	OFF	DEF	TOT	RPG	AST	APG	PF	DQ	STL	BLK	PTS	PPG
07-08 Houston	51	608	93	225	.413	36	109	.330	42	49	.857	13	43	56	1.1	87	1.7	69	0	13	5	264	5.2
08-09 Houston	80	1998	316	783	.404	113	309	.366	149	172	.866	33	124	157	2.0	238	3.0	152	1	46	8	894	11.2
09-10 Houston	82	2919	575	1331	.432	209	525	.398	245	298	.822	54	161	215	2.6	434	5.3	199	1	69	14	1604	19.6
10-11 Hou.-Pho.	59	1284	220	587	.375	70	236	.297	124	140	.886	20	58	78	1.3	233	3.9	115	3	34	3	634	10.7
12-13 Sac.-Hou.	53	997	143	316	.453	50	134	.373	40	52	.769	13	67	80	1.5	114	2.2	94	2	30	10	376	7.1
13-14 Hou.-Den.	72	1557	233	581	.401	96	248	.387	83	95	.874	43	97	140	1.9	233	3.2	146	0	52	13	645	9.0
14-15 Chicago	82	1885	344	817	.421	121	313	.387	145	174	.833	32	134	166	2.0	261	3.2	189	2	54	15	954	11.6
15-16 Chicago	69	1108	188	469	.401	66	185	.357	49	64	.766	21	80	101	1.5	180	2.6	132	0	30	10	491	7.1
16-17 Indiana	65	894	121	300	.403	48	128	.375	32	40	.800	18	51	69	1.1	125	1.9	93	0	25	9	322	5.0
TOTALS	613	13250	2233	5409	.413	809	2187	.370	909	1084	.839	247	815	1062	1.7	1905	3.1	1189	9	353	87	6184	10.1

NBA PLAYOFFS STATS

YEAR/TEAM	G	MIN	FGM	FGA	PCT	3PM	3PA	PCT	FTM	FTA	PCT	OFF	DEF	TOT	RPG	AST	APG	PF	DQ	STL	BLK	PTS	PPG
07-08 Houston	6	50	8	25	.320	0	10	.000	9	11	.818	0	6	6	1.0	3	0.5	11	0	0	0	25	4.2
08-09 Houston	13	444	77	170	.453	27	64	.422	37	46	.804	4	30	34	2.6	44	3.4	29	0	5	3	218	16.8
12-13 Sac.-Hou.	6	67	13	34	.382	1	9	.111	3	5	.600	3	6	9	1.5	11	1.8	3	0	1	1	30	5.0
14-15 Chicago	12	132	21	61	.344	8	26	.308	4	7	.571	3	15	18	1.5	11	0.9	16	0	3	1	54	4.5
16-17 Indiana	1	7	2	3	.667	1	2	.500	0	0	---	0	1	1	1.0	1	1.0	0	0	0	0	5	5.0
TOTALS	38	700	121	293	.413	37	111	.333	53	69	.768	10	58	68	1.8	70	1.8	59	0	9	5	332	8.7

JIMMY BUTLER

23 | GUARD/FORWARD

HEIGHT:

6-8

WEIGHT:

236 lbs

BIRTHDATE:

September 14, 1989 in Houston, Texas

COLLEGE:

Marquette

HIGH SCHOOL:

Tomball High School (Tomball, Texas)

EXPERIENCE:

6 years

ACQUIRED:

Via trade from Chicago (June 22, 2017)

DRAFTED:

2011, 1st round (30th overall) by the Chicago Bulls





2016-17 NBA SEASON (CHICAGO)

Played in 76 games (75 starts) and averaged career highs across the board with 23.9 ppg (14th), 6.2 rpg, 5.5 apg (T-23rd), 1.88 spg (5th) in 37.0 mpg (T-4th)... Shot 45.5% from the field, 36.7% from three and 86.5% (20th) from the free throw line... Notched his second triple-double of the season and fourth of his career (19p/10r/10a) on Apr. 6 at Philadelphia... Became the first Bull to record back-to-back seasons with multiple triple-doubles since Joakim Noah in 2012-13 and 2013-14... Recorded double-doubles in four games in a row from Mar. 21-26 for the first time in his career and had 15 total double-doubles... Set career-high with 14 assists on Mar. 26 at Milwaukee... Tied season-high 44 minutes played in OT game at Toronto on Mar. 21... Posted first triple-double of the season on Feb. 25 at Cleveland (18p/10r/10a)... Shot 18-of-20 from the foul line on Jan. 7 vs. Toronto, and two games earlier (Jan. 2 vs. Charlotte) he shot 21-of-22; he is the third player in NBA history – along with Dwyane Wade and Kevin Durant – to attempt 20+ free throws and make at least 90% of them twice in a three-game span... Set season high for scoring with 52 points to go along with 12 rebounds (tied season high), six assists, three steals and one block vs. Charlotte (Jan. 2); 15 FGM and 21 FTM in the game both tied career highs... Scored 40 points and hit the game-winner vs. Brooklyn (Dec. 28)... Scored 20+ points in 15 consecutive games from Nov. 7 to Dec. 6, a career-long streak and the longest by a Bull since Michael Jordan in the 1995-96 season (24 straight); also just the third Bull, along with Jordan and Bob Love, to post 15 consecutive games with 20+ points... On Nov. 12 vs. Washington posted 37 points, eight rebounds and nine assists in the game; only the third time a Bull has notched those numbers in a single game (Michael Jordan 13 times; Scottie Pippen twice)... Tallied career-high-tying six steals on Nov. 9 after recording four steals the game before on Nov. 7... Grabbed a season-high 12 rebounds three times: at Portland on Nov. 15, at Utah on Nov. 17 and vs. Charlotte on Jan. 2... Had five games of 40+ points in the regular season, which tied for fifth-most in the league... 55 games with 20+ points are the most in a season in his career... 25 games with 10+ FTM ranked third in the NBA... Posted 143 steals this season and became the fourth Bull in the last 25 years to have at least 140 steals in a season... Eastern Conference Player of the Week three times for games played Mar. 26-Apr. 2, Nov. 14-20 and Jan. 2-8... Did not start on Jan. 27 due to conduct detrimental to the team... Missed six games due to injury – two to illness and four to a right heel contusion... On the inactive list twice.

NBA CAREER NOTES

Acquired by the Timberwolves via trade with Chicago along with the draft rights to Justin Patton (16th overall pick) in exchange for Zach LaVine, Kris Dunn and the draft rights to Lauri Markkanen (7th overall)... Re-signed by the Bulls to a multi-year contract extension on July 9, 2015... Selected in the first round (30th overall) by the Chicago Bulls in the 2011 NBA Draft on June 23, 2011... **2015-16 (Chicago):** Appeared in 67 games (all starts) and averaged a team-high 20.9 ppg (T-16th in the NBA), 5.3 rpg, 4.8 apg and 1.64 spg in 36.9 mpg (3rd)... Shot 45.4% from the field, 31.2% from behind the arc and 83.2% from the line... Led the team in scoring a team-high 31 times, in assists a team-high 29 times, in boards three times and in minutes a team-high 55 times... Scored 10+ points 62 times, including 36 games with 20+ points and seven games with 30+ points... Earned his second NBA All-Star bid as a reserve on the East squad but did not play due to injury... Recorded second career triple-double vs. Philadelphia on Apr. 13 (10p/12r/10a)... Notched first career triple-double vs. Detroit on Apr. 2 with 28 points, career-high 17 rebounds and career-high 12 assists... Finished with a career-best 53 points and 21 FTM at Philadelphia on Jan. 14 - first Bull to score 53 in a game since Michael Jordan in 1996... Dished 10 assists vs. Boston on Jan. 7 after also posting 10 dimes on Jan. 5 vs. Milwaukee – the first time in his career he's had back-to-back games with 10+ assists... Also the second time in his career posting back-to-back double-doubles (19 pts/10 ast vs. Boston on Jan. 7 and 32 pts/10 ast vs. Milwaukee on Jan. 5)... Scored 40 of his 42 points at Toronto on Jan. 3 in the second half, surpassing Michael Jordan's Bulls record for most points in a half (39 on Feb. 16, 1989); his 15 FGM in that game were a career high (tied on Jan. 14 at Philadelphia)... Scored 43 points on Dec. 18 vs. Detroit (4OT)... Set a career high for first-quarter scoring on Nov. 5 vs. Oklahoma City with 21 points... His 81.8% FG% (9-for-11) at Brooklyn on Oct. 28 was the second-highest of his career when attempting at least 10 shots (10-for-12 on Apr. 9, 2013)... Hit his 1,000th career field goal on Nov. 3 at Charlotte... Streak of 10 games with 4+ assists from Dec. 19 at New York to Jan. 7 vs. Boston was the longest of his career... Streak of 44 games with at least one steal from Mar. 28, 2015 to Jan. 11, 2016 was the longest of his career (prev. 27) and is the second-longest for the Bulls in the last 30 years... Missed 13 games due to a left knee strain from Feb. 6-Mar. 2, and Mar. 7-10... Had 10 double-doubles this season (including two triple-doubles) – surpassed his previous season-high of five in 2013-14... **2014-15 (Chicago):** Appeared in 65 games (all starts) and averaged a team-high 20.0 ppg (15th in the NBA), 5.8 rpg, 3.3 apg and 1.75 spg (10th) in 38.7 mpg (1st)... shot 46.2% from the field, 37.8% from behind the arc and 83.4% from the line... Led the team in scoring a team-high 29 times, in assists 16 times, in boards four times and in minutes 58 times... He scored 10+ points 60 times, including 34 games with at least 20 points and seven games with 30+ points... Posted four double-doubles... Recorded career highs in rebounds, 3P% and free-throw shooting... Earned his first NBA All-Star bid as a reserve on the East squad; he finished with six points, two steals, one rebound and one assist in 9:13 on All-Star Sunday in New York... Posted 28 points and a season-high 12 boards vs. Minnesota on Feb. 27... Scored 30 points to go along with five boards

and five assists at Detroit on Feb. 20... Posted 20 points, 5 rebounds and a career-high-tying six steals at Orlando on Feb. 8... Tied his then-career high with 35 points (9-17 FG, 16-18 FT) and added seven boards and three steals at L.A. Lakers on Jan. 29... Scored 22 points and added a career-best six steals at Boston on Jan. 16... Dished out a then-career-high 10 assists vs. Milwaukee on Jan. 10... Posted 33 points and five boards vs. New Orleans on Dec. 27... Scored a then-career-high 35 points on 11 field goals vs. New York on Dec. 19... Missed a total of 17 games (two games with a left thumb sprain: Oct. 29-31; one game on bereavement leave: Jan. 3; one game due to illness: Jan. 27; one game with a right shoulder strain: Feb. 12; 11 games with a left elbow sprain; one game with a left calf injury: Apr. 9)... Spent 15 games on the team's Inactive List... **2013-14 (Chicago):** Played in 67 games (all starts) and posted 13.1 ppg, 4.9 rpg, 2.6 apg and 1.90 spg (4th in the NBA) and a career-high 38.7 mpg (1st in the NBA)... Shot 39.7% from the field, 28.3% from behind the arc and 76.9% from the line... Scored in double digits 54 times, including six games with 20+ points... Led the Bulls in minutes a team-high 42 times, in scoring seven times and in assists four times... Posted five games with 10+ rebounds and five doubles-doubles... Tallied 12 points, four rebounds, four assists and tied a then-career-high with five steals in 47:55 at Charlotte on Apr. 16... Tallied his fifth double-double with 16 points and 11 rebounds, also posted a team-high four steals vs. Miami on Mar. 9... Notched his third double-double of the season with 12 points and a season-high 13 boards vs. Atlanta on Feb. 11... Set a franchise record when he played 60:20 in triple-overtime game at Orlando on Jan. 15 and finished with 21 points, seven boards and a then-career-high tying six assists... Scored a season-high 26 points (12-14 FT) at Memphis on Dec. 30... Tallied his first double-double of the season with 11 points and 10 boards vs. New York on Oct. 31... Posted 20 points and a then-career-high-tying five steals at Miami on Oct. 29... Missed 11 games (Nov. 21-Dec. 11) with a right toe injury, one game (Dec. 21) with a right ankle injury, one game (Jan. 11) with a left thigh injury and two games (Feb. 23-25) with a rib injury... Appeared on Chicago's Inactive List six times due to injury... **2012-13 (Chicago):** Appeared in all 82 games (20 starts) and averaged 8.6 ppg, 4.0 rpg, 1.4 apg and 0.95 spg in 26.0 mpg, and shot 46.7% from the field, 38.1% from beyond the arc and 80.3% from the line... In 20 starts, averaged 14.5 ppg, 7.1 rpg, 2.7 apg, and 1.80 spg in 43.2 mpg, and shot 45.7% from the field, 45.8% from 3-point territory and 77.6% from the stripe... In 41 games after the season's halfway point, he averaged 11.1 ppg, 5.0 rpg, 1.9 apg and 1.30 spg in 32.7 mpg, and shot 45.8% from the field, 42.5% from three and 77.3% from the free-throw line... Scored in double-digits 29 times, including four games with 20+ points... Had five games with double-digit rebounds and three double-doubles... Led the Bulls in scoring five times and in rebounding once... Scored a then-career-high 28 points (10-12 FG, 3-3 3FG, 5-6 FT) vs. Toronto on Apr. 9... Recorded his first career 20/10 game with 22 points and a career-high 14 rebounds against New York on Apr. 11... Scored 16 points and had a then-career-high 5 steals against Detroit on Mar. 31... Had his first career 20+ point game with 20 at Indiana on Mar. 3... Made his first career start against Memphis on Jan. 19 and scored 18 points with 8 rebounds... **2011-12 (Chicago):** Appeared in 42 games and averaged 2.6 ppg and 1.3 rpg in 8.5 mpg, and shot 40.5% from the field and 76.8% from the line... Tied his season high with 12 points and added 4 boards and 2 assists in 28:35 vs. Cleveland on Apr. 26... Scored a season-high 12 points (3-3 FG, 6-6 FT) and grabbed 3 rebounds in 12:00 at Atlanta on Jan. 7... Tallied 2 points and 2 rebounds in his NBA debut vs. Memphis on Jan. 1... Recorded 23 DNP-CD's.

PLAYOFF NOTES

In 38 career playoff games, has averaged 16.8 ppg and 5.2 rpg in 38.3 mpg... **2017 (Chicago):** Appeared in six games (all starts) and averaged 22.7 ppg on 42.6% shooting, 7.3 rpg, 4.3 apg and 1.7 spg in 39.8 mpg... Scored 20+ points four times, including tallying 30+ points twice... **2015 (Chicago):** Appeared in 12 games (all starts) and averaged 22.9 ppg on 44.1% shooting, 5.6 rpg, 3.2 apg and 2.4 spg in 42.2 mpg... Shot 38.9% from 3-point land and 81.9% from the foul line... Recorded a postseason career-high 33 points at Milwaukee on Apr. 25... Tallied a postseason career-high five steals vs. Cleveland on May 8... Scored 31 points and grabbed nine rebounds in Game 2 vs. Milwaukee on Apr. 20... Logged a double-double (20 pts/10 reb with six ast) in Game 1 at Cleveland on May 4... Finished with 29 points and 9 rebounds in Game 5 at Cleveland on May 12... Scored 20+ points in nine contests and 30+ points twice in the playoffs... **2014 (Chicago):** Appeared in five games (all starts) and posted 13.6 ppg on 38.6% shooting, 5.2 rpg, 2.2 apg and 1.20 spg in 43.5 mpg... **2013 (Chicago):** Started all 12 games and averaged 13.3 ppg, 5.2 rpg, 2.7 apg, 1.25 spg, 0.50 bpg, 40.8 mpg, 43.5% from the field, 40.5% from behind the arc and 81.8% from the stripe... Played in 48:00 in five games, including three straight (May 2-6)... Recorded 21 points, 14 rebounds and 3 assists in 48:00 in Chicago's Game 1 win in the Conference Semifinals at Miami on May 6... **2012 (Chicago):** Played a total of 3 minutes in three playoff games.

INTERNATIONAL NOTES

Member of the 2016 U.S. Olympic Men's Basketball Team that went 8-0 to capture a third-straight Olympic gold medal in Rio de Janeiro, Brazil... Averaged 5.6 ppg, 2.5 rpg and 1.4 apg while connecting on 34.2% from the floor and 94.4% from the free throw line... Member of the 2016 USA National Team that finished its pre-Olympic tour with a 5-0 record... Averaged 4.2 ppg, 4.2 rpg, 1.2 apg and tied for a team-high 1.6 spg... Named a member of the 2016



U.S. Olympic Men's Basketball Team on June 27, 2016. Named to the 2015-16 USA Basketball National Team on Aug. 6, 2015... Selected as a member of the 2014 USA Select Team, but was unable to participate because of an injury.

COLLEGE NOTES

A three-year letterwinner at Marquette, he played in 106 games (69 starts) for the Golden Eagles and averaged 12.0 ppg, 5.5 rpg, 1.7 apg and 1.08 spg... For his career, he shot 50.8% from the field, 38.3% from behind the arc and 77.3% from the line... Was a two-time All-Big East Honorable Mention selection... He left Marquette as one of 19 players in school history to post at least 1,000 points (1,277) and 500 rebounds (579)... Prior to his arrival at Marquette, he earned NJCAA Honorable Mention All-America honors at Tyler (Texas) Junior College in 2007-08... He was a first-team all-region selection and he guided the team to its first outright league title in 21 years... **2010-11:** During his senior season at Marquette, became the 42nd player in school history to score 1,000 career points when he made his first basket of the night vs. Connecticut (1/25/11) en route to 21 points and 8 rebounds... Appeared in 37 games (35 starts) and averaged 15.7 ppg, 6.1 rpg, 2.3 apg, 1.0 spg, 34.6 mpg and shot 49.0% from the field, 38.3% from 3-point range and 78.3% from the stripe... **2009-10:** Named MU's Most Improved Player... Made 34 appearances (all starts), and posted averages of 14.7 ppg, 6.4 rpg, 2.0 apg, 1.32 spg, 34.3 mpg and shot 53.0% from the floor, 50.0% from downtown and 76.6% from the line... **2008-09:** In 35 appearances off of the bench, posted 5.6 ppg and 3.9 rpg in 19.6 mpg and shot 51.4% from the field and 76.8% from the free throw line... He also earned MU's "Super Sub" Award following his first season on campus at Marquette... **2007-08:** As a freshman at Tyler Junior College, he averaged 18.1 ppg (third in the league), 7.7 rpg, 3.1 apg and shot 54.8% from the field and 42.2% from behind the arc... He helped lead the Apaches to a record of 25-4 and a national ranking of 10th in the country (NJCAA) in 2007-08.

PERSONAL NOTES

Born on September 14, 1989 in Tomball, Texas... Full name is Jimmy Butler III... Majored in Communication Studies... Was a two-year letterwinner at Tomball High School and earned first-team all district his senior season when he averaged 19.9 ppg and 8.7 rpg... Finalist for the J. Walter Kennedy Citizenship Award in 2017.

SOCIAL MEDIA

Twitter: @JimmyButler
Instagram: jimmybutler
Facebook: JimmyButler



CAREER HIGHS

Minutes	60	01/15/2014	Chicago at Orlando
Field Goals	15	01/02/2017	Chicago vs Charlotte (3 times)
Field Goal Attempts	30	01/14/2016	Chicago at Philadelphia
Three-Point Field Goals	5	04/08/2017	Chicago at Brooklyn
Three-Point Attempts	9	11/09/2016	Chicago at Atlanta (Twice)
Free Throws	21	01/02/2017	Chicago vs Charlotte (Twice)
Free Throw Attempts	25	01/14/2016	Chicago at Philadelphia
Offensive Rebounds	7	04/11/2013	Chicago vs New York
Defensive Rebounds	12	04/02/2016	Chicago vs Detroit
Rebounds	17	04/02/2016	Chicago vs Detroit
Assists	14	03/26/2017	Chicago at Milwaukee
Steals	6	11/09/2016	Chicago at Atlanta (3 times)
Turnovers	7	12/28/2013	Chicago vs Dallas
Blocked Shots	5	12/22/2014	Chicago vs Toronto
Points	53	01/14/2016	Chicago at Philadelphia

NBA REGULAR SEASON STATS

YEAR/TEAM	G	MIN	FGM	FGA	PCT	3PM	3PA	PCT	FTM	FTA	PCT	OFF	DEF	TOT	RPG	AST	APG	PF	DQ	STL	BLK	PTS	PPG
11-12 Chicago	42	359	32	79	.405	2	11	.182	43	56	.768	23	33	56	1.3	14	0.3	20	0	11	5	109	2.6
12-13 Chicago	82	2134	239	512	.467	40	105	.381	187	233	.803	136	192	328	4.0	115	1.4	97	0	78	31	705	8.6
13-14 Chicago	67	2591	275	693	.397	68	240	.283	260	338	.769	87	243	330	4.9	175	2.6	106	0	127	36	878	13.1
14-15 Chicago	65	2513	421	912	.462	73	193	.378	386	463	.834	114	265	379	5.8	212	3.3	108	0	114	36	1301	20.0
15-16 Chicago	67	2474	470	1035	.454	64	205	.312	395	475	.832	79	279	358	5.3	321	4.8	124	1	110	43	1399	20.9
16-17 Chicago	76	2809	570	1252	.455	91	248	.367	585	676	.865	129	341	470	6.2	417	5.5	112	0	143	32	1816	23.9
TOTALS	399	12879	2007	4483	.448	338	1002	.337	1856	2241	.828	568	1353	1921	4.8	1254	3.1	567	1	583	183	6208	15.6

NBA PLAYOFFS STATS

YEAR/TEAM	G	MIN	FGM	FGA	PCT	3PM	3PA	PCT	FTM	FTA	PCT	OFF	DEF	TOT	RPG	AST	APG	PF	DQ	STL	BLK	PTS	PPG
11-12 Chicago	3	4	0	0	---	0	0	---	0	0	---	0	0	0	0.0	0	0.0	1	0	0	0	0	0.0
12-13 Chicago	12	490	50	115	.435	15	37	.405	45	55	.818	9	53	62	5.2	32	2.7	26	0	15	6	160	13.3
13-14 Chicago	5	218	22	57	.386	6	20	.300	18	23	.783	6	20	26	5.2	11	2.2	13	0	6	0	68	13.6
14-15 Chicago	12	506	94	213	.441	28	72	.389	59	72	.819	18	49	67	5.6	38	3.2	27	0	29	9	275	22.9
16-17 Chicago	6	239	46	108	.426	6	23	.261	38	47	.809	9	35	44	7.3	26	4.3	10	0	10	5	136	22.7
TOTALS	38	1457	212	493	.430	55	152	.362	160	197	.812	42	157	199	5.2	107	2.8	77	0	60	20	639	16.8

JAMAL CRAWFORD

11 | GUARD

HEIGHT:

6-5

WEIGHT:

185 lbs

BIRTHDATE:

March 20, 1980 in Seattle, Washington

COLLEGE:

Michigan

HIGH SCHOOL:

Rainier Beach High School (Seattle, Washington)

EXPERIENCE:

17 years

ACQUIRED:

Via free agency (July 19, 2017)

DRAFTED:

2000, 1st round (8th overall) by the Cleveland Cavaliers





2016-17 NBA SEASON (L.A. CLIPPERS)

Appeared in 82 games (one start) and averaged 12.3 points, 2.6 assists and 1.6 rebounds... Led or tied for the team lead in scoring 12 times, steals 16 times and assists eight times... Scored in double-figures 49 times, including 14 games of 20+ points... Jumped 21 spots, from No. 89 to No. 68 on the NBA's all-time scoring list, passing Grant Hill, Chris Webber, Chris Bosh, Jeff Malone, Kevin Willis, Jack Sikma, Michael Finley, Kevin McHale, Steve Nash, Earl Monroe, Jason Kidd, Otis Thorpe, Rolando Blackman, Shawn Marion, Magic Johnson, Bailey Howell, Lenny Wilkens, Chris Mullin, Lou Hudson, Calvin Murphy & World B. Free... 244 points away from passing Dave Bing (18,327) for No. 67 on the list... Surpassed 36,000 career minutes on Mar. 30 at Phoenix, becoming the only player since 1983-84 to reach the mark with fewer than 500 career starts... Became the 68th player in NBA history to reach the 18,000 point mark on Mar. 26 vs. Sacramento... Scored a season-high 28 points vs. Utah on Mar. 25, the most by a Clippers reserve this season... Passed Swen Nater (348) for No. 15 on the Clippers' all-time games played leaderboard on Mar. 3 at Milwaukee... Made his 2000th career three-pointer on Feb. 6 at Toronto, becoming the sixth player in NBA history to reach the mark and passed Eddie Johnson (9,569) for No. 2 on the NBA's all-time bench scoring leaderboard (bench stats first recorded in 1970-71)... On Jan. 24 at Philadelphia, passed Jason Kidd (1,988) for No. 6 on the NBA's all-time made three-pointer leaderboard... Converted three four-point plays this season, extending his career regular season total to 50, most among all players in NBA history... According to the Elias Sports Bureau, Crawford is the only player in NBA history to play all 82 games for the first time in their 17th season or later.

NBA CAREER NOTES

Only player in NBA history to win NBA Sixth Man of the Year Award three times (2010, 2014, 2016)... Finished 2016-17 as number 68 on the NBA all-time scoring list with 18,084 points... Also tied for fifth on the NBA's all-time made three-pointers list with 2,049... One of nine active players with at least three games of 50-plus points (J. Crawford, L. James, R. Westbrook, S. Curry, J. Harden, C. Anthony, K. Durant, D. Lillard & D. Wade)... Holds NBA record with 50 4-point plays in the regular season and has five in his postseason career... One of four players in NBA history to score 50-plus points with three different teams, joining Bernard King, Wilt Chamberlain and Moses Malone... One of two active players (Mike Miller) selected in the 2000 NBA Draft... Finished last season 204 points behind Dell Curry (11,147) for most bench points in recorded history... **Transactions:** Signed by the Timberwolves as a free agent on July 19, 2017... Reached buyout with the Hawks on July 7, 2017... Traded by the Clippers to Atlanta as part of a three-team trade on July 6, 2017... Signed a multi-year contract with the L.A. Clippers on July 8, 2016... Signed as a free agent by the L.A. Clippers on July 11, 2012... Signed as a free agent by Portland on Dec. 15, 2011... Traded by Golden State to Atlanta on June 25, 2009 in exchange for Speedy Claxton and Acie Law... Traded by New York to Golden State on Nov. 21, 2008 for Al Harrington... Traded by Chicago with Jerome Williams to New York for Othella Harrington, Dikembe Mutombo, Cezary Trybanski and Frank Williams on Aug. 5, 2004... Traded in a draft-day trade from Cleveland to Chicago for Chris Mihm on June 28, 2000... Selected in the first round (8th overall) of the 2000 NBA Draft by the Cleveland Cavaliers... **2015-16 (L.A. Clippers):** Named NBA Sixth Man of the Year, becoming the only three-time winner in NBA history... Appeared in 79 games (five starts), and averaged 14.2 points, 2.3 assists, 1.8 rebounds and 0.66 steals in 26.9 minutes... Led the Clippers in scoring 13 times, steals six times and minutes six times... Scored in double-figures 58 times... In five starts, averaged 29.2 points, 5.2 assists and 3.6 rebounds in 40.0 minutes... Ranked 2nd in the NBA with 90.4% free-throw percentage... Averaged 15.8 points from Dec. 25 through the end of the regular season, most among all players in the NBA with three or fewer starts in that span... Made game-winning shot with 0.2 seconds remaining at Utah on Apr. 8, his first game-winner with under three seconds remaining as a Clipper... Began season at No. 104 on the NBA's all-time scoring list... Jumped 16 spots to No. 89, surpassing Kiki Vandeweghe, Rasheed Wallace, Derek Harper, Juwan Howard, Andre Miller, Randy Smith, Paul Arizin, Stephon Marbury, James Worthy, Joe Dumars, Jerry Stackhouse, Tiny Archibald, Latrell Sprewell, Elton Brand, Buck Williams & Bob Cousy... Passed Chauncey Billups (1,830) for No. 7 on the NBA's all-time made three-pointers list on Nov. 20 at Portland... Converted five four-point plays in 2015-16, extending his career regular season total to 47, most among all players in NBA history... Scored 15+ points off the bench in 10 consecutive games from Jan. 27-Feb. 20, the longest streak in the NBA in 2015-16... Scored 32 points in fourth start of the season on Mar. 31 in Oklahoma City, becoming one of 30 players in NBA history to score 32+ points at age 36 or older... Posted first career game with 37+ points, 8+ assists and 6+ rebounds on Nov. 14 vs. Detroit... On Nov. 2 vs. Phoenix, surpassed 16,000 career points, becoming the 16th active and the 103rd player in NBA history to reach the mark... Missed three games due to rest... **2014-15 (L.A. Clippers):** Appeared in 64 games (four starts), averaging 15.8 points, 1.9 rebounds, 2.5 assists and 0.9 steals in 26.6 minutes... Finished fourth on the team in three-pointers made with 119 and fifth in steals with 59... Finished fourth on the team in scoring with an average of 15.8 points per game... Ended the season fourth in the NBA in free throw percentage at 90.1%... His 15.8 points per game placed second in the NBA in scoring off the bench... Had 21 games with 20+ points off the bench, which ranked second in the league... Recorded 15+ points off the bench in 11 straight games (Feb. 2-27), the longest streak of his career and longest of any player in the NBA in 2014-15... Finished ninth in the NBA in points scored in the fourth quarter with 373... Missed

18 games; one (Nov. 2) due to bruised ribs and 17 (Mar. 4-Apr. 5) due to a right calf contusion... **2013-14 (L.A. Clippers):** Third on the team in scoring with 18.6 points and second in free throw percentage (86.6%)... Led NBA reserves in points per game (18.6)... Set franchise record for most three-point field goals made in a single-season (161)... Appeared in 69 games (24 starts) and averaged 18.6 points and 3.2 rebounds in 30.3 minutes... Led team in three-point field goals made with 161 and tied for 19th in the NBA in made three-point field goals... Ranked 9th in the NBA in free throw percentage (86.6%)... Finished as the NBA's fourth leading scorer in the fourth quarter (6.8 points)... Scored 10+ points 31 times, 20+ points 23 times and 30+ points six times... Led or tied team in scoring 16 times, assists six times, steals eight times and minutes seven times... Scored 37 points with 11 assists off the bench on Jan. 25 at Toronto... No player other than Crawford has ever had at least 31 points and 11 assists in a game that he did not start (Crawford has done it twice)... **2012-13 (L.A. Clippers):** Appeared in 76 games and averaged 16.5 points, 1.7 rebounds, 2.5 assists and 1.0 steals in 29.3 minutes... Finished second in the NBA's Sixth Man of the Year voting behind New York's J.R. Smith... Set Clippers franchise record with (149) three-point field goals, surpassing Rasual Butler, who made 145 in 2009-10... Led or tied team in scoring 21 times, steals 14 times and minutes eight times... Became first player in franchise history to top 1,200 points in a season without starting a single game... Converted franchise record 58 consecutive free throw attempts from Nov. 3-Dec. 9... Scored a season-high 30 points on 11-20 shooting Jan. 15 at Houston... Scored a team-high 25 points on 11-16 shooting and tied season-highs for rebounds (four) and steals (three) Mar. 6 vs. Milwaukee... Made at least one three-pointer in 70 of 76 games... Missed six games due to injury (sore left foot-2, sore right shoulder-1 and sore left ankle-2, personal-1)... **2011-12 (Portland):** Averaged 13.9 points, 3.2 assists, 2.0 rebounds and 26.9 minutes in 60 games (six starts)... Second on the team in scoring... Finished first in the NBA in free throw percentage (92.7%), shooting 191-206 from the charity stripe... Converted on 80-206 three-point field goal attempts, fourth highest on the team... Recorded 31 points while dishing out eight assists off the bench in a 94-86 victory on Feb. 1 at New Orleans, becoming the first Trail Blazer to register at least 26 points and eight assists off the bench since Geoff Petrie (Oct. 25, 1970)... **2010-11 (Atlanta):** Averaged 14.2 points, 1.7 rebounds, 3.2 assists, 0.75 steals and 30.2 minutes in 76 games (zero starts)... Ranked second in the NBA in scoring off the bench... Recorded five four-point plays on the season... **2009-10 (Atlanta):** Won the NBA Sixth Man Award after posting averages of 18.0 points, 2.5 rebounds and 3.0 assists in 79 games off the bench... Scored 20+ points 31 times, including one 30-point effort... **2008-09 (New York/Golden State):** Split time with New York and Golden State, appearing in 65 games (all starts)... Averaged 19.7 points, 3.0 rebounds and 4.4 assists on the season... In 54 games with the Warriors, averaged 19.7 points, 3.3 rebounds and 4.4 assists... Scored a season-high 50 points and notched career highs in FTM (17) and FTA (18) on Dec. 20 at Charlotte... Became just the fourth player in NBA history to score 50-plus with three different teams, joining Bernard King, Wilt Chamberlain and Moses Malone... **2007-08 (New York):** In 80 games (all starts), averaged a career and team-high 20.6 points with 2.6 rebounds and 5.0 assists... One of only nine NBA players to rank in the top-25 in scoring and assists per game... **2006-07 (New York):** Played in 59 games (36 starts), posting averages of 17.6 points, 3.2 rebounds and 4.4 assists... Scored a career-high 52 points, including a career-best eight three-pointers and a career-high 20 field goals made on Jan. 26 vs. Miami... **2005-06 (New York):** Averaged 14.3 points, 3.1 rebounds and 3.8 assists in 79 games (27 starts)... Led the Knicks in scoring 22 times and paced the team with 101 three-pointers... **2004-05 (New York):** Averaged 17.7 points, 2.9 rebounds and 4.3 assists in 70 games (67 starts)... His 185 three-pointers marked the second highest total in team history... Led the team in scoring 26 times and assists 10 times... **2003-04 (Chicago):** Posted averages of 17.3 points, 3.5 rebounds and 5.1 assists in 80 games (73 starts)... Set a Bulls record and ranked fifth in the NBA with 165 three-point field goals made... Became the third player in franchise history to notch a 50-point game (Michael Jordan, Chet Walker)... **2002-03 (Chicago):** Played in 80 games (31 starts) and averaged 10.7 points, 2.3 rebounds and 4.2 assists... Tallied 20+ points 11 times and 30+ twice... **2001-02 (Chicago):** Averaged 9.3 points, 1.5 rebounds and 2.3 assists in 23 games played (six starts)... Made 44.8% of his attempts from behind the three-point line... **2000-01 (Chicago):** In his rookie campaign with the Bulls, notched averages of 4.6 points, 1.5 rebounds and 2.3 assists in 61 games (eight starts).

PLAYOFF NOTES

In 69 career playoff games, has averaged 14.5 ppg and 2.2 apg in 28.4 mpg... **2017 (L.A. Clippers):** Averaged 12.6 points and 1.9 assists in seven postseason contests... **2016 (L.A. Clippers):** Appeared in all six games (one start) and averaged 17.3 points, 2.2 rebounds and 2.2 assists in 33.2 minutes... **2015 (L.A. Clippers):** Appeared in 14 games (zero starts), averaging 12.7 points, 2.1 rebounds and 1.9 assists in 27.1 minutes... Tied a franchise postseason record with six steals in Game 3 vs. Houston on May 8 (Ron Harper at Houston May 8, 1993)... **2014 (L.A. Clippers):** In 13 games averaged 15.5 points, 1.5 rebounds and 2.0 assists in 24.1 minutes... Scored in double-figures in nine of the 13 games in which he appeared... **2013 (L.A. Clippers):** In six games averaged 14.8 points, 2.0 rebounds, 2.4 assists and 30.0 minutes... **2011 (Atlanta):** In 12 games against Orlando and Chicago, put up 15.4 points, 1.3 rebounds and 2.5 assists... Scored 20+ points five times and in games 1-4 vs. Orlando, became the third bench player in the last 20 years (Kevin McHale in 1991, Nick Van Exel in 2003) to tally 20+ points in four straight



playoff games in a series... **2010 (Atlanta):** Appeared in 11 playoff games, averaging 16.3 points, 2.7 rebounds and 2.7 assists... Averaged 15.9 points in the first round vs. Milwaukee and 17.0 points in the second round vs. Orlando.

COLLEGE NOTES

In his lone season at Michigan, averaged a team-high 16.6 points and 4.5 assists in 17 games (16 starts).

PERSONAL NOTES

Born on March 20, 1980 in Seattle Washington... Full name is Aaron Jamal Crawford... Grew up in Los Angeles, played first year of organized basketball upon moving to Seattle area in High School... Has two sons, Eric and J.J., and two daughters London & Aerin... Married his wife, Tori, during the summer of 2014... Played basketball for only two years in high school (junior and senior) and was named to Parade magazine's All-America team following senior season... Played alongside former NBA guard Nate Robinson at Rainier Beach... His high school jersey number (23) was retired by Rainier Beach in 2001... Has organized an annual free weeklong basketball camp for 125 boys ages 5-13 at Rainier Beach High School, requiring an essay on the importance of giving back to the community for admission... Has donated \$100,000 for renovations to the Rainier Beach gym, where his retired jersey is framed on the wall and the floor is named after him... Through his Jamal Crawford Foundation, has funded projects for heart defibrillators and athletic trainers at Seattle Public Schools... Hosts the Seattle Pro Am, a summer basketball league at Seattle Pacific University... Has expressed interest in working in broadcast or doing front office work with an NBA team upon retirement... Was honored with the Lenny Wilkens Foundation Sports Philanthropy award in July 2016... Won NBPA "Teammate of the Year" as voted by his 2015-16 Clippers teammates... Has participated in the annual Richard Sherman Celebrity Softball Tournament... Wore a headband at Michigan to honor former Sonics guard Slick Watts... Awarded the 2012-13 "Tweeter of the Year" Award by Hoopsworld.com... Is an avid Seattle Seahawks fan and raised the team's 12th Man Flag on Sept. 25, 2016... Worked with participants in the Clippers Mentorship Assist Zone for the past three seasons and hosted local youth at home games for the past three seasons as part of his PlayerZone... Distributed holiday gifts to students at City Year schools as part of the Season of Giving... Hosted Families from Barack Obama Charter School in Compton to provide toys, clothes and shoes for the last three holiday seasons... Worked with the Salvation Army Seimon Family Youth and Community Center to distribute gifts to children during the holiday season... Joined with World Vision and Elite Sports to host the annual Jamal Crawford Backpack Giveaway in Seattle.

SOCIAL MEDIA

Twitter: @JCrossover
Instagram: ---
Facebook: ---



CAREER HIGHS

Minutes	60	01/14/2009	Golden State vs Sacramento
Field Goals	20	01/26/2007	New York vs Miami
Field Goal Attempts	34	04/11/2004	Chicago at Toronto
Three-Point Field Goals	8	01/26/2007	New York vs Miami
Three-Point Attempts	16	02/22/2008	New York vs Toronto
Free Throws	17	12/20/2008	Golden State at Charlotte
Free Throw Attempts	18	12/20/2008	Golden State at Charlotte
Offensive Rebounds	4	01/10/2014	L.A. Clippers vs L.A. Lakers (4 times)
Defensive Rebounds	11	04/09/2006	New York at Boston
Rebounds	11	04/09/2006	New York at Boston (Twice)
Assists	12	03/15/2005	New York vs Miami (3 times)
Steals	6	02/13/2008	New York at Boston (Twice)
Turnovers	7	02/18/2016	L.A. Clippers vs San Antonio (6 times)
Blocked Shots	3	11/19/2004	New York at Dallas
Points	52	01/26/2007	New York vs Miami

NBA REGULAR SEASON STATS

YEAR/TEAM	G	MIN	FGM	FGA	PCT	3PM	3PA	PCT	FTM	FTA	PCT	OFF	DEF	TOT	RPG	AST	APG	PF	DQ	STL	BLK	PTS	PPG
00-01 Chicago	61	1050	107	304	.352	41	117	.350	27	34	.794	9	80	89	1.5	141	2.3	68	0	43	14	282	4.6
01-02 Chicago	23	481	89	187	.476	26	58	.448	10	13	.769	5	29	34	1.5	55	2.4	18	0	18	5	214	9.3
02-03 Chicago	80	1992	334	808	.413	86	242	.355	104	129	.806	21	164	185	2.3	334	4.2	126	0	77	25	858	10.7
03-04 Chicago	80	2811	509	1318	.386	165	521	.317	200	240	.833	46	237	283	3.5	405	5.1	161	0	111	29	1383	17.3
04-05 New York	70	2688	437	1097	.398	185	512	.361	182	216	.843	33	170	203	2.9	302	4.3	135	0	92	19	1241	17.7
05-06 New York	79	2555	366	879	.416	101	293	.345	295	357	.826	36	212	248	3.1	301	3.8	150	0	87	15	1128	14.3
06-07 New York	59	2198	354	886	.400	103	322	.320	228	272	.838	44	145	189	3.2	259	4.4	114	0	57	8	1039	17.6
07-08 New York	80	3190	570	1391	.410	176	494	.356	329	381	.864	37	170	207	2.6	398	5.0	144	0	81	17	1645	20.6
08-09 N.Y.-G.S.	65	2478	419	1022	.410	142	394	.360	300	344	.872	23	170	193	3.0	288	4.4	92	0	57	13	1280	19.7
09-10 Atlanta	79	2460	496	1105	.449	163	427	.382	270	315	.857	34	167	201	2.5	238	3.0	132	0	61	12	1425	18.0
10-11 Atlanta	76	2297	368	874	.421	119	349	.341	222	260	.854	22	108	130	1.7	241	3.2	97	0	57	14	1077	14.2
11-12 Portland	60	1613	283	737	.384	80	260	.308	191	206	.927	16	102	118	2.0	191	3.2	74	0	55	14	837	14.0
12-13 L.A. Clippers	76	2230	445	1016	.438	149	396	.376	216	248	.871	22	106	128	1.7	193	2.5	71	0	79	13	1255	16.5
13-14 L.A. Clippers	69	2094	421	1011	.416	161	446	.361	279	322	.866	34	124	158	2.3	223	3.2	120	0	59	12	1282	18.6
14-15 L.A. Clippers	64	1703	332	839	.396	119	364	.327	227	252	.901	18	106	124	1.9	158	2.5	108	0	59	14	1010	15.8
15-16 L.A. Clippers	79	2126	379	939	.404	117	344	.340	245	271	.904	20	125	145	1.8	183	2.3	122	0	52	12	1120	14.2
16-17 L.A. Clippers	82	2157	359	870	.413	116	322	.360	174	203	.857	17	112	129	1.6	214	2.6	115	0	61	14	1008	12.3
TOTALS	1182	36124	6268	15283	.410	2049	5861	.350	3499	4063	.861	437	2327	2764	2.3	4124	3.5	1847	0	1106	250	18084	15.3

NBA PLAYOFFS STATS

YEAR/TEAM	G	MIN	FGM	FGA	PCT	3PM	3PA	PCT	FTM	FTA	PCT	OFF	DEF	TOT	RPG	AST	APG	PF	DQ	STL	BLK	PTS	PPG
09-10 Atlanta	11	351	56	154	.364	18	50	.360	49	58	.845	1	29	30	2.7	30	2.7	26	1	9	1	179	16.3
10-11 Atlanta	12	358	61	155	.394	21	60	.350	42	51	.824	1	15	16	1.3	30	2.5	17	0	9	4	185	15.4
12-13 L.A. Clippers	6	161	24	62	.387	6	22	.273	11	11	1.000	2	10	12	2.0	10	1.7	9	0	3	1	65	10.8
13-14 L.A. Clippers	13	313	68	171	.398	27	79	.342	39	44	.886	5	14	19	1.5	26	2.0	24	0	12	2	202	15.5
14-15 L.A. Clippers	14	379	67	186	.360	18	74	.243	26	30	.867	6	24	30	2.1	27	1.9	34	0	13	3	178	12.7
15-16 L.A. Clippers	6	199	39	103	.379	4	21	.190	22	25	.880	2	11	13	2.2	13	2.2	9	0	10	0	104	17.3
16-17 L.A. Clippers	7	196	35	83	.422	6	25	.240	12	12	1.000	2	7	9	1.3	13	1.9	12	0	4	1	88	12.6
TOTALS	69	1957	350	914	.383	100	331	.302	201	231	.870	19	110	129	1.9	149	2.2	131	1	60	12	1001	14.5

GORGUI DIENG

5 | CENTER

HEIGHT:

6-11

WEIGHT:

251 lbs

BIRTHDATE:

January 18, 1990 in Kebemer, Senegal

COLLEGE:

Louisville

HIGH SCHOOL:

Huntington St. Joseph Prep (Huntington, West Virginia)

EXPERIENCE:

4 years

ACQUIRED:

Via trade from Utah (June 27, 2013)

DRAFTED:

2013, 1st round (21st overall) by the Utah Jazz





2016-17 NBA SEASON (MINNESOTA)

Started all 82 games in his fourth NBA season, averaging 10.0 ppg, 7.9 rpg and 1.9 apg in a career-best 32.4 mpg... Shot 50.2% from the field, 37.2% (16-for-43) from three-point range and 81.4% from the FT line; he ranked 25th in the NBA in rebounding, 26th in FG accuracy and 23rd in blocked shots (1.16 bpg)... Added 11 points, six assists and a season-high 15 rebounds Mar. 30 vs. the L.A. Lakers, his 13th double-double of the year (55th career)... The minute total Mar. 28 at Indiana (44:10) was a season best; he picked off a season-high four steals Mar. 25 at Portland... Passed Tom Gugliotta (1970) for 6th on the team's all-time rebounding list Mar. 1 at Utah, and grabbed his 2000th career rebound Mar. 11 at Milwaukee... Pulled in 14 rebounds Jan. 30 vs. Orlando, and tied his season high with four blocks Jan. 17 at San Antonio... Scored a season-high 21 points Jan. 15 at Dallas, his third 20+ effort on the year (15th career) and the lone time he was Minnesota's leading scorer; the 10-for-12 shooting is the top percentage by a Wolves player (min. 10 FGM) since Kevin Love went 10-for-12 vs. Utah on Feb. 25, 2009... Netted 20 points Nov. 21 vs. Boston, part of his 10th career 20/10 night, and dished a season-high seven assists Nov. 9 at Orlando.

NBA CAREER NOTES

Had his 2016-17 contract option exercised on Oct. 21, 2015... Acquired by the Timberwolves on draft night (June 27, 2013) along with the draft rights to Shabazz Muhammad (14th overall) from the Utah Jazz in exchange for the draft rights to Trey Burke (9th overall)... Selected by the Utah Jazz with the 21st overall selection in the 2013 NBA Draft... **2015-16 (Minnesota):** Completed his third season with the Wolves by playing in all 82 games for the first time, including 39 starts... Averaged a career-high 10.1 ppg, 7.1 rpg, 1.7 apg and a career-best 1.15 spg in 27.1 mpg... Ranked 10th in the NBA in FG accuracy (53.2%, the fourth-best percentage in franchise history) and 30th in blocked shots (1.17 bpg), and improved his FT accuracy to 82.7% (205-for-248) after shooting 78.3% a year ago and 63.4% as a rookie... Started the final 36 contests, beginning Jan. 27 vs. Oklahoma City; he averaged 12.7 ppg (55.6%), 8.0 rpg and 2.3 apg while logging 31.3 mpg in that stretch... Closed the season with 20 points and 11 rebounds vs. New Orleans on Apr. 13, his ninth career 20/10 performance (fourth this season)... Was Minnesota's leading scorer twice, tallying a career-high 25 points (highlighted by an 11-for-11 effort from the FT line) in the Mar. 11 victory at Oklahoma City... Put together a streak of four consecutive multi-steal, multi-block games from Mar. 7-14, the longest such run in the NBA this season and the second-longest in franchise history... Contributed 14 points and 12 rebounds at Memphis on Feb. 19, his career-best fifth straight double-double; the minute total (44:01) was a season high... Chipped in 24 points (with a season-high seven assists) Feb. 6 vs. Chicago, and contributed 20 points and a season-high 15 rebounds Jan. 29 at Utah, one of 15 double-doubles this year (42 career)... Tied his career high with six blocked shots Jan. 12 vs. Oklahoma City, and added five blocks Nov. 18 at Orlando... **2014-15 (Minnesota):** Ended his second NBA campaign prematurely, missing the final nine games due to concussion-like symptoms sustained Mar. 29 at New Orleans... He'd played in each of the Wolves' 73 games to that point, including 49 starts... Raised his averages across the board from his rookie season, tallying 9.7 ppg, 8.3 rpg, 2.0 apg and 1.73 bpg in 30.0 mpg while shooting 50.6% from the field and 78.3% from the FT line... Ranked 21st in the NBA in rebounding and 12th in blocked shots; his 126 total blocks are good for 9th on the Wolves' all-time single-season list (Kevin Garnett owns six of the top eight)... Registered 18 point/rebound double-doubles and was Minnesota's top rebounder on 37 occasions... Blocked a career-high six shots Mar. 19 at New York; the minute total (48:14) is also a career best... Had five blocks on two other occasions (Feb. 9 vs. Atlanta, Dec. 26 at Denver)... Totaled 21 points and 14 rebounds Mar. 13 at Oklahoma City, his fifth career 20/10 effort and third 20+ point outing of the season... Scored 14 points with four rebounds and three assists in the BBVA Rising Stars Challenge on Feb. 13, as part of All-Star Weekend in New York... Pulled in a season-high 18 rebounds Jan. 26 at Oklahoma City, one of 26 double-digit nights... Led the Wolves with a career-high 22 points and 12 rebounds Jan. 5 vs. Denver, and posted 15 points and 16 rebounds Dec. 3 vs. Philadelphia... Dealt a career-high eight assists Nov. 28 at the L.A. Lakers, and picked off a career-high five steals Nov. 19 vs. New York... Had his 2015-16 contract option exercised on Oct. 19... **2013-14 (Minnesota):** Named Western Conference Rookie of the Month for March... Saw action in 60 games overall, including 33 of the final 35; he averaged 4.8 ppg and 5.0 rpg (in 13.6 mpg) while shooting 49.8% from the floor and 63.4% from the FT line... Started 15 of the final 18 contests, averaging 12.0 ppg and 11.3 rpg in 30.2 mpg and hitting 52.8% (84-for-159) from the floor in those 18 while collecting nine double-doubles... Hit the game-winning shot with :04.6 left Apr. 11 vs. Houston, capping a 12-point, 20-rebound performance... Became the fifth player in Wolves history to record a 20-point/20-rebound game Mar. 20 at Houston (22 pts/21 reb), joining Kevin Garnett, Tom Gugliotta, Al Jefferson and Kevin Love... He's also just the fourth NBA rookie in the past 20 years to accomplish that feat (Joe Smith, Tim Duncan, DeJuan Blair)... Also dealt a season-high four assists in the Mar. 20 game at Houston... Made his first start Mar. 16 vs. Sacramento; the five blocks tied a team season best.

INTERNATIONAL NOTES

Led Senegal to a third place finish in AfroBasket 2017 held in Tunisia from Sept. 8-16, averaging 14.2 points on 46.9% shooting and 6.8 rebounds in six contests... Averaged tournament-highs in both points (22.9 ppg) and rebounds (14.9

ppg) for Senegal during AfroBasket 2015... Helped Senegal reach the knockout stage of the 2014 FIBA World Cup where they were eliminated by host nation Spain... Averaged a team-high 16 points and 10.7 rebounds per game... Recorded three double-doubles in five group stage games, including a 27-point outburst against Croatia... Totaled 16 points, 11 rebounds and five steals and hit a game-winning three-pointer at the buzzer in leading Senegal to a 66-65 victory over Team USA Midwest in the 2009 Nike Global Challenge in Oregon on Aug. 8, 2009.

COLLEGE NOTES

2012-13: BIG EAST Defensive Player of the Year and an All-BIG EAST first team selection... Averaged 8.7 points, 7.3 rebounds and 2.5 blocked shots in six NCAA Tournament games... Narrowly missed a triple-double in the BIG EAST Championship title game vs. Syracuse with nine points, nine rebounds and a career-high eight assists... Scored a career-high 23 points against Seton Hall (10-of-11 FG), adding eight rebounds and three blocked shots (2/23/13)... In league games only, he led in the BIG EAST Conference in rebounding (10.8 rpg) and was second in blocked shots (2.8 bpg)... In overall statistics, he ranked second in the BIG EAST Conference and 29th nationally in rebounding (9.4 rpg), and third in the league and 24th nationally in blocked shots (2.5)... **2011-12:** Led the BIG EAST and was eighth nationally in blocked shots (3.2 per game), was third in the league in rebounding (9.1; 45th in the nation) and seventh in field goal percentage (.525)... His 128 blocked shots as a sophomore were a new UoFL single season record... He swatted six shots three times (vs. Memphis, Kentucky, Seton Hall) and seven on three occasions (vs. St. John's, Rutgers, Michigan St.)... Had 11 double-doubles as a sophomore, the latest being 11 points, 13 rebounds and four steals at Cincinnati... His 11 double-doubles were third in the BIG EAST... Named to the BIG EAST All-Tournament team after averaging 8.8 points, 9.0 rebounds and 3.3 blocked shots while shooting 68.2 percent from the field in the four games... **2010-11:** Ranked third in the BIG EAST and 53rd nationally in blocks (1.9)... Blocked a shot in 24 of his 29 games as a freshman, with multiple swats in 13 games... Blocked at least four shots in five games, including rejecting five against Seton Hall and at USF in his first two BIG EAST games... Produced his first career double-double with 13 points and a career-high 12 rebounds against Connecticut (2/18/11).

PERSONAL NOTES

Born on Jan. 18, 1990, in Kebemer, Senegal... Son of Momar Dieng and Seynabou Diagne... One of eight children in his family... Majored in communication at Louisville... Speaks five languages (Spanish, French, Italian, English and his native Wolof)... Honored at The White House on June 23, 2013 as President Obama welcomed the 2013 NCAA Champion Louisville Cardinals for a celebration... Averaged 15.4 points, 12.6 rebounds and 7.2 blocked shots as a senior at Huntington St. Joseph Prep in Huntington, West Virginia... Enjoys playing video games in his spare time... In partnership with MATTER, Gorgui launched The Gorgui Dieng Foundation to further healthcare access, healthy food, sustainable farming & athletic camps in his home country of Senegal... Worked alongside MATTER and the Roger & Nancy McCabe Foundation to donate older generation medical equipment and materials that were still in working order and are put to good use in facilities which lack even basic health care supplies such as quality hospital beds, operating room lights and baby incubators.

SOCIAL MEDIA

Twitter: @GorguiDieng
Instagram: gorguidieng
Facebook: Gorgui Dieng



CAREER HIGHS

Minutes	48	03/19/2015	Minnesota at New York
Field Goals	10	01/15/2017	Minnesota at Dallas (4 times)
Field Goal Attempts	16	11/21/2016	Minnesota vs Boston (Twice)
Three-Point Field Goals	2	03/28/2017	Minnesota at Indiana (Twice)
Three-Point Attempts	3	03/28/2017	Minnesota at Indiana
Free Throws	11	03/11/2016	Minnesota at Oklahoma City
Free Throw Attempts	11	03/11/2016	Minnesota at Oklahoma City (Twice)
Offensive Rebounds	10	04/11/2014	Minnesota vs Houston
Defensive Rebounds	14	12/03/2014	Minnesota vs Philadelphia
Rebounds	21	03/20/2014	Minnesota at Houston
Assists	8	11/28/2014	Minnesota at L.A. Lakers
Steals	5	11/19/2014	Minnesota vs New York
Turnovers	6	12/26/2015	Minnesota vs Indiana (3 times)
Blocked Shots	6	01/12/2016	Minnesota vs Oklahoma City (Twice)
Points	25	03/11/2016	Minnesota at Oklahoma City

NBA REGULAR SEASON STATS

YEAR/TEAM	G	MIN	FGM	FGA	PCT	3PM	3PA	PCT	FTM	FTA	PCT	OFF	DEF	TOT	RPG	AST	APG	PF	DQ	STL	BLK	PTS	PPG
13-14 Minnesota	60	818	113	227	.498	1	1	1.000	59	93	.634	103	197	300	5.0	39	0.7	108	0	30	50	286	4.8
14-15 Minnesota	73	2193	259	512	.506	1	6	.167	191	244	.783	223	386	609	8.3	146	2.0	188	1	71	126	710	9.7
15-16 Minnesota	82	2220	308	579	.532	6	20	.300	205	248	.827	157	428	585	7.1	143	1.7	219	0	94	96	827	10.1
16-17 Minnesota	82	2653	332	661	.502	16	43	.372	136	167	.814	188	459	647	7.9	158	1.9	254	2	88	95	816	10.0
TOTALS	297	7884	1012	1979	.511	24	70	.343	591	752	.786	671	1470	2141	7.2	486	1.6	769	3	283	367	2639	8.9

MARCUS GEORGES-HUNT

13 | GUARD

HEIGHT:

6-5

WEIGHT:

226 lbs

BIRTHDATE:

March 28, 1994 in Miami, Florida

COLLEGE:

Georgia Tech

HIGH SCHOOL:

North Clayton High School (College Park, Georgia)

EXPERIENCE:

1 year

ACQUIRED:

Via free agency (August 11, 2017)

DRAFTED:

2016, Undrafted





2016-17 NBA SEASON (MIAMI/ORLANDO)

Appeared in five games during his rookie campaign with Orlando, averaging 2.8 ppg and 1.8 rpg in 9.5 mpg... Made his NBA debut on Apr. 4 at Cleveland, recording one rebound in four minutes... Scored his first NBA points on Apr. 6 vs. Brooklyn, finishing with career-highs of eight points and seven rebounds in 20 minutes... Played in 45 games (40 starts) with the Maine Red Claws of the NBA G League, averaging 15.8 ppg, 6.2 rpg, 4.5 apg and 1.02 spg in 36.4 mpg, while shooting 39.2% (74-189) from three-point range and 88.8% (159-179) from the free throw line... Ranked sixth in the G League in minutes played and 20th in assists... Named a 2016-17 NBA G League All-Star.

NBA CAREER NOTES

Signed as a free agent by Minnesota on Aug. 11, 2017... Signed as a free agent by Orlando on Apr. 3, 2017... Signed to a 10-day contract by Miami on Feb. 8, 2017... Signed by Maine of the NBA G League on Oct. 31, 2016... Waived by Boston on Oct. 20, 2016... Signed as a free agent by Boston on Sep. 26, 2016... Undrafted in the 2016 NBA Draft.

COLLEGE NOTES

Played in 130 career games (129 starts) during four seasons at Georgia Tech, averaging 13.3 ppg, 4.5 rpg and 2.2 apg in 30.9 mpg... As a senior (2015-16), named Second Team All-ACC by the coaches and Third Team All-ACC by the media... Helped guide the Yellow Jackets to the NIT in 2016.

PERSONAL NOTES

Born on Mar. 28, 1994, in Miami, Florida... Full name is Marcus Anthony Georges-Hunt... Son of Larisa Georges and Willie Hunt... Has three siblings... While at Georgia Tech, majored in science, technology and culture.

SOCIAL MEDIA

Twitter: @GTMGH3
Instagram: _mgh_3
Facebook: ---

CAREER HIGHS

Minutes	20	04/06/2017	Orlando vs Brooklyn
Field Goals	2	04/06/2017	Orlando vs Brooklyn
Field Goal Attempts	4	04/06/2017	Orlando vs Brooklyn
Three-Point Field Goals	1	04/06/2017	Orlando vs Brooklyn
Three-Point Attempts (Twice)	1	04/06/2017	Orlando vs Brooklyn
Free Throws	4	04/12/2017	Orlando vs Detroit
Free Throw Attempts	4	04/12/2017	Orlando vs Detroit (Twice)
Offensive Rebounds	1	04/06/2017	Orlando vs Brooklyn
Defensive Rebounds	6	04/06/2017	Orlando vs Brooklyn
Rebounds	7	04/06/2017	Orlando vs Brooklyn
Assists	2	04/10/2017	Orlando at Chicago
Steals	1	04/06/2017	Orlando vs Brooklyn
Turnovers	1	04/12/2017	Orlando vs Detroit (Twice)
Blocked Shots	---		
Points	8	04/06/2017	Orlando vs Brooklyn

NBA REGULAR SEASON STATS

YEAR/TEAM	G	MIN	FGM	FGA	PCT	3PM	3PA	PCT	FTM	FTA	PCT	OFF	DEF	TOT	RPG	AST	APG	PF	DQ	STL	BLK	PTS	PPG
16-17 Mia.-Orl.	5	48	2	7	.286	1	2	.500	9	10	.900	1	8	9	1.8	3	0.6	5	0	1	0	14	2.8
TOTALS	5	48	2	7	.286	1	2	.500	9	10	.900	1	8	9	1.8	3	0.6	5	0	1	0	14	2.8

TAJ GIBSON

67 | FORWARD

HEIGHT:

6-9

WEIGHT:

235 lbs

BIRTHDATE:

June 24, 1985 in Brooklyn, New York

COLLEGE:

Southern California

HIGH SCHOOL:

Calvary Christian (San Fernando, California)

EXPERIENCE:

8 years

ACQUIRED:

Via free agency (July 10, 2017)

DRAFTED:

2009, 1st round (26th overall) by the Chicago Bulls





2016-17 NBA SEASON (CHICAGO/OKLAHOMA CITY)

Appeared in 78 games (71 starts) with Chicago and Oklahoma City, averaging 10.8 points and 6.2 rebounds in 25.5 minutes per game... In 23 games (16 starts) with the Thunder, averaged 9.0 points and 4.5 rebounds in 21.2 minutes per game... Recorded 11 double-doubles on the season... Scored 20-plus points twice and reached double-figure scoring 49 times... 10 or more rebounds 12 times... Oklahoma City was 11-5 with him as a starter... Made third career three-pointer at Oklahoma City on Feb. 1... Made season-high 6-of-6 free throws and blocked season-high four shots vs. Miami on Jan. 27... Grabbed a Bulls' season-high 16 rebounds vs. New Orleans on Jan. 14... Recorded season high of 23 points vs. Cleveland on Dec. 2... Three DNP – Inactive, One DNP – Coach's Decision.

NBA CAREER NOTES

Signed as a free agent by the Timberwolves on July 10, 2017... Traded by the Bulls, along with Doug McDermott and a 2018 second-round pick, to Oklahoma City for Joffrey Lauvergne, Anthony Morrow and Cameron Payne on Feb. 23, 2017... Drafted by the Chicago Bulls in the first round (26th pick) of the 2009 NBA Draft... **2015-16 (Chicago):** Appeared in 73 games (55 starts) and averaged 8.6 ppg, 6.9 rpg, 1.5 apg, 1.05 bpg, 26.5 mpg and shot 52.5% from the floor and 69.2% from the free throw line... Led the team in rebounds 12 times, scoring three times and minutes three times... Scored 10 or more points 27 times and grabbed 10 or more rebounds 18 times... Notched seven double-doubles... Dished career-high 7 assists on Feb. 24 vs. Washington and scored 17 first-half points in the game, the most points in a half in his career... Scored a season-high 18 points at Denver on Feb. 5... Snatched a game-high 7 offensive rebounds at Philadelphia on Jan. 14... Tied his career high with 6 blocks vs. Milwaukee on Jan. 5, and 10 defensive rebounds in that game was a season high... Grabbed season-high 14 rebounds vs. Indiana on Dec. 30, which he tied vs. Milwaukee on Jan. 5... His three blocks vs. Indiana on Nov. 16 moved him into 5th place on the Bulls all-time list... Missed eight games with a rib contusion (Mar. 31-Apr. 13) and one game with a right hamstring injury (Mar. 2)... **2014-15 (Chicago):** Played in 62 games (17 starts) and averaged 10.3 points, 6.4 rebounds, 1.1 assists and 1.21 blocks in 27.3 minutes and shot 50.2% from the field... Led the team in minutes six times, in rebounds five times and in scoring twice... Recorded seven games with 10 or more rebounds and eight double-doubles... Recorded a season-high 17 boards to go along with 15 points at Atlanta on Dec. 15... Posted 11 points, 10 rebounds and six blocks (tied career high) vs. Brooklyn on Dec. 10... Missed 16 games with a left ankle injury (Nov. 1, Nov. 24-Dec. 3, Mar. 1-18), two games with a right ankle injury (Dec. 18-19) and one game due to illness (Feb. 23)... Spent 18 games on the team's Inactive List due to injuries... **2013-14 (Chicago):** Played in 82 games (eight starts) and posted a career-high 13.0 points, 6.8 rebounds, 1.1 assists and 1.37 blocks (16th in the NBA) in a career-best 28.7 minutes... Ranked 13th in the NBA with 112 blocks and 21st with 200 offensive rebounds... Scored in double figures 56 times, including 12 games with 20-plus points... Grabbed 10 or more rebounds 17 times and posted 15 double-doubles... Tied his career high with 26 points and added 13 boards, four assists, two steals and two blocks at Golden State on Feb. 6... Tied a career high with 26 points (11-15 FG), grabbed five rebounds and blocked three shots at Cleveland on Jan. 22... Hit a buzzer-beating layup with :00.9 seconds left in overtime to give Chicago a 102-100 victory vs. L.A. Lakers on Jan. 20... Posted a career-high 26 points to go along with 14 rebounds and five blocks vs. New Orleans on Dec. 2... **2012-13 (Chicago):** Played in 65 games (five starts) and averaged 8.0 points, 5.3 rebounds and 1.38 blocks in 22.4 minutes... Scored in double digits 22 times, including one game with 20 or more points... Grabbed 10-plus rebounds five times and notched five double-doubles... Missed 17 games with a left ankle injury (Feb. 26-Mar. 18, Apr. 5-14)... Appeared on the team's Inactive List 13 times due to injury... **2011-12 (Chicago):** Played in 63 games and averaged 7.7 points, 5.3 rebounds and 1.29 blocks (24th in the NBA) in 20.4 minutes... Led the team in rebounds six times and in assists once... Scored 10 or more points 19 times and grabbed 10 or more boards seven times... Recorded four double-doubles... Missed three games with a left ankle sprain (Jan. 21-25)... Spent two games on the Bulls' Inactive List due to injury... **2010-11 (Chicago):** Played in 80 games (19 starts) and averaged 7.1 points, 5.7 rebounds and 1.33 blocks in 21.8 minutes... Scored 10 or more points 18 times and grabbed 10 or more rebounds nine times... Recorded six double-doubles... Ranked 17th in the NBA in blocks (106) and 18th in boards per game (1.33)... Posted 10 points, seven rebounds and a career-high six blocks at Memphis on Jan. 17... Recorded 17 points and a career-high 18 boards at Dallas on Nov. 19... Missed one game with a right ankle injury at Phoenix on Nov. 24, and spent one game on the Inactive List with a concussion against Philadelphia on Dec. 21... **2009-10 (Chicago):** One of two Bulls to have played in all 82 games (70 starts)... Averaged 8.9 points, 7.4 rebounds and 1.27 blocks in 26.8 minutes... Selected to the T-Mobile NBA All-Rookie First Team... Led the team in scoring four times and in boards 24 times... Scored 10 or more points 35 times and went for 20 or more points in four games... Grabbed 10-plus rebounds in 21 games and posted 18 double-doubles... Topped all rookies in rebounds per game, field goal percentage, double-doubles and was second in blocks per game... Posted 14 points and a then-career-high 16 boards (11 offensive) at New York on Feb. 17... Grabbed a season-high 15 rebounds at Oklahoma City on Jan. 27... Posted his fifth double-double of the year with 16 points and recorded the first double-double of his career with 14 points and 13 boards at Cleveland on Dec. 4... Made his NBA debut vs. San Antonio on Oct. 29 and finished with six points and six boards in 16 minutes.

PLAYOFFS NOTES

Has played in 61 playoff games (12 starts) and averaged 8.1 points, 4.8 rebounds and 1.1 blocks in 21.6 minutes per game... **2017 (Oklahoma City):** Played in five games (all starts) and averaged 9.8 points and 3.6 rebounds in 23.6 minutes per game... **2015 (Chicago):** Played in 12 games (two starts) and averaged 7.4 points, 5.5 rebounds, 1.0 assists and 1.0 blocks in 23.0 minutes... **2014 (Chicago):** In five games vs. Washington, he averaged 18.2 points, 6.2 rebounds and 2.4 blocks in 30.8 minutes off of the bench... Posted 22 points, 10 boards and three blocks in Game 2 on Apr. 22... Went for a postseason career-high 32 points (13-16 FG, 6-7 FT) and seven rebounds in 32 minutes in Game 4 at Washington on Apr. 27... **2013 (Chicago):** In 12 games, he posted 6.5 points and 3.0 rebounds and in 17.2 minutes... **2012 (Chicago):** Played in six games and posted 9.5 points, 6.5 rebounds and 1.67 blocks in 22.8 minutes... Tallied 14 points, 12 boards and 4 blocks at Philadelphia on May 6... **2011 (Chicago):** Played in 16 games and averaged 5.9 points, 4.1 rebounds and 1.38 blocks in 17.8 minutes... Posted 13 points, 11 boards and two blocks at Atlanta on May 6... Recorded five games with 10-plus points off of the bench... **2010 (Chicago):** Started all five first-round games vs. Cleveland and averaged 7.6 points, 7.0 rebounds and 28.8 minutes... Scored 11 points (5-7 FG) in Game 2 at Cleveland on Apr. 19... Grabbed 11 boards in Game 5 at Cleveland on Apr. 27.

COLLEGE NOTES

Spent three seasons at Southern California and averaged 12.4 points, 8.5 rebounds, 2.41 blocks and 1.4 assists in 105 games (104 starts)... Left USC as the school's all-time leader in shots blocked with 253, and also ranked third all-time in Pac-10 history... Finished second all-time in Trojan history with 896 boards and 16th on the school's all-time scoring list with 1,307 points... Earned All-Conference Second Team honors his junior year, and also was named the Pac-10 Defensive Player of the Year that same season... Selected All-Conference Third Team and All-Defensive First Team as a sophomore... Named to the Pac-10 All-Freshman Team in 2006-07... **2008-09:** Helped lead the Trojans to the 2009 NCAA Tournament his junior year when he posted averages of 14.3 points, team highs of 9.0 rebounds and 2.86 blocks, 1.3 assists and shot a team-best 60.1% from the field (second best in school history)... Ranked first in the Pac-10 with 100 rejections and was third with 316 rebounds... Scored in double figures in 30 of 35 contests and grabbed eight or more boards 22 times... Notched 15 double-doubles on the year... Set a school record by shooting 10-for-10 from the field en route to 24 points in USC's NCAA Tournament triumph over Boston College... Twice grabbed a career-high 18 rebounds... **2007-08:** Appeared in 33 contests (32 starts) and averaged 10.8 points, team highs of 7.8 rebounds and 2.55 blocks, 1.3 assists and shot 58.0% from the field (third in the Pac-10) and 59.4% from the line... Finished first in the Pac-10 with 83 blocks... Was named Pac-10 Player of the Week (Mar. 3-9, when he averaged 20.5 points, 8.5 rebounds and 4.00 blocks)... **2006-07:** Started all 37 games that he played in his freshman season and averaged 12.2 points, team highs of 8.7 rebounds and 1.86 blocks, 1.5 assists and shot 55.8% from the field... Set Trojan freshman records with 321 boards and 69 blocks... Recorded 11 double-doubles on the year... Posted 16 points and 14 boards in his collegiate debut against South Carolina... Blocked a career-best seven shots against Oregon, and added 18 points and 13 boards... Selected to the Pac-10 Conference All-Tournament Team, when he averaged 12.0 points and 9.7 rebounds in three games... Posted two double-doubles and averaged 17.0 points, 11.3 rebounds and 2.67 blocks in USC's three-game NCAA Tournament run... Set the school freshman record with 321 boards his first year on campus, as well as the frosh record for blocks with 69.

PERSONAL NOTES

Full name is Taj Jami Gibson... Majored in Communications... An early-entry candidate for the 2009 NBA Draft... His father played basketball for the U.S. Army National Team during the Vietnam War... Hosted the opening of the EnergizaBulls Fitness and Learning Center at McPherson Elementary School... Hosted a holiday party with the USO and Chicago Housing Authority at the Berto Center... Helped 20 students from Chicago Bulls College Prep high school spend \$100 gift cards courtesy of Dick's Sporting Goods "Shop with a Bull" holiday event... Joined Chicago Public Schools officials to promote the annual Back-to-School campaign to get students to school on the first day of classes in September 2009... He went door to door to hand out school supplies to local neighborhood students at Howe Elementary School to tip-off the beginning of the school year, as he co-hosted the Chicago Bulls and Kia Motors Back-to-School supply drive rally... Lists his favorite players as Jamal Tinsley and Lamar Odom... Enjoys listening to music and reading during his spare time.

SOCIAL MEDIA

Twitter: @TajGibson22
Instagram: tajgibson22
Facebook: ---



CAREER HIGHS

Minutes	48	02/01/2013	Chicago at Brooklyn
Field Goals	12	02/11/2014	Chicago vs Atlanta
Field Goal Attempts	23	02/06/2014	Chicago at Golden State
Three-Point Field Goals	1	03/02/2017	Oklahoma City at Portland (4 times)
Three-Point Attempts	2	01/14/2017	Chicago vs New Orleans
Free Throws	8	12/12/2014	Chicago vs Portland (5 times)
Free Throw Attempts	10	12/12/2014	Chicago vs Portland (4 times)
Offensive Rebounds	11	02/17/2010	Chicago at New York
Defensive Rebounds	13	02/02/2013	Chicago at Atlanta (Twice)
Rebounds	19	02/02/2013	Chicago at Atlanta
Assists	7	02/24/2016	Chicago vs Washington
Steals	4	03/21/2016	Chicago vs Sacramento
Turnovers	6	11/20/2016	Chicago at L.A. Lakers (4 times)
Blocked Shots	6	01/05/2016	Chicago vs Milwaukee (4 times)
Points	26	02/06/2014	Chicago at Golden State (3 times)

NBA REGULAR SEASON STATS

YEAR/TEAM	G	MIN	FGM	FGA	PCT	3PM	3PA	PCT	FTM	FTA	PCT	OFF	DEF	TOT	RPG	AST	APG	PF	DQ	STL	BLK	PTS	PPG
09-10 Chicago	82	2204	311	629	.494	0	0	---	113	175	.646	226	385	611	7.5	70	0.9	282	9	50	104	735	9.0
10-11 Chicago	80	1742	234	502	.466	1	8	.125	100	148	.676	162	296	458	5.7	58	0.7	203	3	39	106	569	7.1
11-12 Chicago	63	1284	200	404	.495	0	0	---	84	135	.622	135	197	332	5.3	47	0.7	131	1	27	81	484	7.7
12-13 Chicago	65	1459	214	441	.485	0	4	.000	89	131	.679	125	220	345	5.3	61	0.9	166	2	27	90	517	8.0
13-14 Chicago	82	2351	429	896	.479	0	7	.000	211	281	.751	200	358	558	6.8	91	1.1	207	2	41	112	1069	13.0
14-15 Chicago	62	1692	254	506	.502	0	0	---	132	184	.717	162	234	396	6.4	71	1.1	162	1	36	75	640	10.3
15-16 Chicago	73	1936	263	500	.526	0	3	.000	101	146	.692	206	298	504	6.9	106	1.5	180	1	47	77	627	8.6
16-17 Chi.-OKC.	78	1989	365	709	.515	3	13	.231	113	158	.715	158	327	485	6.2	73	0.9	163	2	41	65	846	10.8
TOTALS	585	14657	2270	4587	.495	4	35	.114	943	1358	.694	1374	2315	3689	6.3	577	1.0	1494	21	308	710	5487	9.4

NBA PLAYOFF RECORD

YEAR-TEAM	G	MIN	FGM	FGA	PCT	3PM	3PA	PCT	FTM	FTA	PCT	OFF	DEF	TOT	RPG	AST	APG	PF	DQ	STL	BLK	PTS	PPG
09-10 Chicago	5	145	16	38	.421	0	0	---	6	11	.545	9	26	35	7.0	3	0.6	17	1	1	3	38	7.6
10-11 Chicago	16	284	43	76	.566	0	1	.000	9	15	.600	26	40	66	4.1	9	0.6	32	1	5	22	95	5.9
11-12 Chicago	6	137	21	46	.457	0	0	---	15	22	.682	15	24	39	6.5	4	0.7	19	0	4	10	57	9.5
12-13 Chicago	12	206	31	66	.470	0	2	.000	16	22	.727	15	21	36	3.0	4	0.3	37	2	4	6	78	6.5
13-14 Chicago	5	154	32	57	.561	0	0	---	27	36	.750	21	10	31	6.2	2	0.4	12	0	2	12	91	18.2
14-15 Chicago	12	276	34	72	.472	0	0	---	21	30	.700	25	41	66	5.5	12	1.0	25	0	4	12	89	7.4
16-17 Chi.-OKC.	5	118	21	35	.600	0	0	---	7	8	.875	3	15	18	3.6	3	0.6	13	0	1	0	49	9.8
TOTALS	61	1320	198	390	.508	0	3	.000	101	144	.701	114	177	291	4.8	37	0.6	155	4	21	65	497	8.1

TYUS JONES

1 | GUARD

HEIGHT:

6-2

WEIGHT:

184 lbs

BIRTHDATE:

May 10, 1996 in Burnsville, Minnesota

COLLEGE:

Duke

HIGH SCHOOL:

Apple Valley High School (Apple Valley, Minnesota)

EXPERIENCE:

2 years

ACQUIRED:

Via trade from Cleveland (June 25, 2015)

DRAFTED:

2015, 1st round (24th overall) by the Cleveland Cavaliers





2016-17 NBA SEASON (MINNESOTA)

Concluded his second NBA season by playing in 60 games, including each of the final 26... Averaged 3.5 ppg, 1.1 rpg and 2.6 apg in 12.9 mpg, shooting 41.4% from the floor, 35.6% (26-for-73) from beyond the arc and 76.7% from the FT line... Swiped 32 steals in his last 32 contests and finished the season at a team-leading 2.98 stl/48... Pumped in a career-best 17 points with seven assists in the Apr. 12 finale at Houston, his fifth double-figure scoring effort of the year... Handed out a season-high nine assists (in a season-high 31:25) Feb. 6 vs. Miami, kicking off a 17-game stretch that saw him deal 48 assists vs. just four TOs (271 minutes)... Chipped in 11 points Feb. 24 vs. Dallas, and drilled the tie-breaking 3-pointer with :19.5 left Feb. 8 vs. Toronto... Posted career highs in rebounds (five), steals (five) and minutes (32:20) Nov. 8 at Brooklyn, adding 12 points and seven assists; he's the 12th (and 2nd-youngest) player in franchise history to notch a 4x5 game.

NBA CAREER NOTES

Signed by Minnesota on July 7, 2015... Acquired by Minnesota in a draft-day trade with Cleveland on June 25, 2015... Selected by Cleveland in the 1st round (24th overall) of the 2015 NBA Draft... **2015-16 (Minnesota):** Concluded his rookie NBA campaign by seeing action in 37 games, including each of the final 26... Contributed 4.2 ppg, 1.3 rpg, 2.9 apg and 0.84 spg in 15.5 mpg, shooting 35.9% from the floor, 30.2% (16-for-53) from three-point range and 71.8% from the line... Dished a team- and season-high 12 assists in the Apr. 13 finale vs. New Orleans, becoming the seventh player in franchise history (and one of only eight NBA players this season) to collect 12+ assists without a turnover in a game... Registered 94 ast/25 TOs (3.76-to- 1) in his final 28 appearances, beginning Feb. 8 vs. New Orleans... Swiped a season-high four steals Apr. 7 at Sacramento; the game also halted a run of 21 straight misses from three-point distance (dating to Mar. 11 at Oklahoma City)... Scored a season-high 10 points twice (Mar. 16 at Memphis, Mar. 8 vs. San Antonio) and handed out six assists Mar. 25 at Washington... Recalled from Idaho (D-League) on Dec. 22; he averaged 24.7 ppg (48.7%) and 5.0 apg in six games with the Stampede after being assigned on Dec. 5... Made his NBA debut Nov. 10 vs. Charlotte, becoming the 3rd-youngest player in club history.

INTERNATIONAL NOTES

Earned gold medals at the '14 FIBA Americas U18s, '12 FIBA U17 Worlds and the '11 FIBA Americas U16s... Averaged 8.2 points a tournament-leading 6.4 assists and 2.0 steals per game at the '14 FIBA Americas U18s... Produced 8.5 points, 5.4 assists and 2.0 steals per game at the '12 USA U17 Worlds... Contributed 4.6 points and led the field with 5.6 assists at the '11 FIBA Americas U16s... Played for the U.S. Junior National Select Team in the 2014 Nike Hoop Summit... Contributed 13 points, six assists and five steals.

COLLEGE NOTES

Averaged 11.8 points, 5.6 assists, 3.5 rebounds and 1.5 steals... Named All-ACC Freshman Team, All-ACC Third Team and USBWA All-District III... Also tabbed the ACC Rookie of the Week four times and the Wayman Tisdale National Freshman of the Week once... Tabbed NCAA Tournament Most Outstanding Player after helping guide the Blue Devils to a National Championship... In the title game against Wisconsin, connected on all seven free throw attempts and scored a game-high 23 points... Hit two key three-pointers in the closing minutes, giving Duke a lead and then putting the game out of reach... Averaged 13.0 points, 4.5 assists, 1.7 steals, and 3.2 rebounds over six NCAA Tournament games and converted 22-of-24 (.917) attempts from the charity stripe... Ranked second in the ACC in both free throw percentage and assist average (5.6) and fourth in assist-to-turnover ratio... Recorded an assist-to-turnover ratio of 2.86:1, a Duke rookie record, while his 217 total assists ranked third all-time among freshman... Shot 88.9 percent from the free throw line, which also sits third on Duke's freshman list and his 144 made free throws ranks second.

HIGH SCHOOL NOTES

Both the three-time Gatorade and AP Minnesota Player of the Year... Averaged 25.6 points, 8.1 assists, 4.5 rebounds and 2.7 steals per contest in leading Apple Valley to a 27-2 record and the Class 4A Section 3 title game as a senior... Scored seven points and added a game-high 10 assists for the East team in the McDonald's All-American game... Dished out a game-high 12 assists to go along with 10 points and seven rebounds in the Jordan Brand Classic... Selected to the USA Today second team All-USA Boys Basketball Team... As a junior, led Apple Valley to the MSHSL Class 4A championship.

PERSONAL NOTES

Born on May 10, 1996, in Burnsville, Minnesota... Full name is Tyus Robert Jones... Son of Debbie and Robert Jones... Has an older brother, Jadee, and a younger brother, Tre... Brother, Jadee, played basketball for Furman University (2005-07) and Mankato State University (2008-09)... Father, Rob, played basketball at University of

Wisconsin-Parkside... Mother, Debbie, was a high school point guard and led Devils Lake to a North Dakota high school championship... Went on to play at Lake Region State College in North Dakota... Aunt, Darcy Cascaes, earned two high school state championships at Devils Lake and was an all-conference guard for University of North Dakota... Uncle, Al Nuness, was a captain for Minnesota Gophers basketball in the 1960s... Cousin, Jared Nuness, was 1997 Minnesota Gatorade Player of the Year and runner-up Minnesota Mr. Basketball... Has volunteered in his community for Feed My Starving Children and has served as a motivational speaker for elementary school children... Is an ambassador for the United Heroes League, which provides the military community with free sports equipment, free athletic camps and clinics, and financial grants and tickets... Outfitted the Excell Academy in Brooklyn Park with the "Write Your Own Story" Learning Lab in May 2017, which included 30 computer work stations and a projection system... Played AAU for Howard Pulley... Averaged 22.6 points, 2.7 rebounds, 7.0 assists and 2.3 steals per game in 2013 EYBL play... Led the team to the 2013 AAU National Championship at the Super Showcase in Orlando... Named the Samsung NBA Summer League 2016 Most Valuable Player.

SOCIAL MEDIA

Twitter: TyusJones06

Instagram: 1tyus

Facebook: ---



CAREER HIGHS

Minutes	32	11/08/2016	Minnesota at Brooklyn
Field Goals	6	04/12/2017	Minnesota at Houston
Field Goal Attempts	10	03/30/2016	Minnesota vs L.A. Clippers
Three-Point Field Goals	3	04/12/2017	Minnesota at Houston (Twice)
Three-Point Attempts	7	03/30/2016	Minnesota vs L.A. Clippers
Free Throws	6	11/05/2016	Minnesota at Oklahoma City
Free Throw Attempts	6	11/05/2016	Minnesota at Oklahoma City (Twice)
Offensive Rebounds	3	01/02/2016	Minnesota vs Milwaukee
Defensive Rebounds	5	12/31/2015	Minnesota at Detroit
Rebounds	5	11/08/2016	Minnesota at Brooklyn (3 times)
Assists	12	04/13/2016	Minnesota vs New Orleans
Steals	5	11/08/2016	Minnesota at Brooklyn
Turnovers	3	03/24/2017	Minnesota at L.A. Lakers (5 times)
Blocked Shots	2	03/16/2016	Minnesota at Memphis
Points	17	04/12/2017	Minnesota at Houston

NBA REGULAR SEASON STATS

YEAR/TEAM	G	MIN	FGM	FGA	PCT	3PM	3PA	PCT	FTM	FTA	PCT	OFF	DEF	TOT	RPG	AST	APG	PF	DQ	STL	BLK	PTS	PPG
15-16 Minnesota	37	573	56	156	.359	16	53	.302	28	39	.718	7	40	47	1.3	108	2.9	33	0	31	3	156	4.2
16-17 Minnesota	60	774	75	181	.414	26	73	.356	33	43	.767	10	57	67	1.1	156	2.6	50	0	48	5	209	3.5
TOTALS	97	1347	131	337	.389	42	126	.333	61	82	.744	17	97	114	1.2	264	2.7	83	0	79	8	365	3.8

SHABAZZ MUHAMMAD

15 | FORWARD

HEIGHT:

6-6

WEIGHT:

221 lbs

BIRTHDATE:

November 13, 1992 in Long Beach, California

COLLEGE:

UCLA

HIGH SCHOOL:

Bishop Gorman High School (Las Vegas, Nevada)

EXPERIENCE:

4 years

ACQUIRED:

Via free agency (September 15, 2017)

DRAFTED:

2013, 1st round (14th overall) by the Utah Jazz





2016-17 NBA SEASON (MINNESOTA)

Completed his fourth season in the NBA by averaging 9.9 ppg and 2.8 rpg in 19.4 mpg while playing in 78 contests... Missed three games (Nov. 13-17) with a sore right knee – his first DNP's since 2014-15 – and sat out the Jan. 6 game at Washington due to illness... Shot 48.2% from the field, 33.8% (49-for-145) from three-point distance and a career-best 77.4% from the FT line... Chipped in 22 points Apr. 12 at Houston, his 25th career 20+ point night (23rd off the bench, surpassing Sam Mitchell for the most in club history)... Topped the Wolves with a season-high 24 points and a career-best 11 rebounds Apr. 4 at Golden State, his second career double-double... Hauled in eight offensive rebounds at Golden State, the most by a Wolves wing player since Trenton Hassell had eight at Detroit on Jan. 15, 2007... Misfired on 48 of his final 56 trey attempts (14.3%), following a 21-game blitz (Dec. 28-Feb. 8) in which he went 32-for-56 (57.1%) from long range... Started Mar. 8 vs. the L.A. Clippers, his first starting assignment since Jan. 9, 2015 at Milwaukee (14th career)... Scored his 2000th career point Feb. 14 vs. Cleveland; the Jan. 28 game vs. Brooklyn was the 200th of his NBA career... Netted 22 points Feb. 8 vs. Toronto, and also had 22 points Dec. 30 vs. Milwaukee; he scored at an 11.6 ppg clip (50.3%) over his final 52 outings.

NBA CAREER NOTES

Signed as a free agent by Minnesota on Sept. 15, 2017... Had his 2016-17 contract option exercised on Oct. 21, 2015... Acquired by the Timberwolves on draft night (June 27, 2013) along with the draft rights to Gorgui Dieng (21st overall) from the Utah Jazz in exchange for the draft rights to Trey Burke (9th overall)... Selected by the Utah Jazz with the 14th overall selection in the 2013 NBA Draft... **2015-16 (Minnesota):** Appeared in all 82 games as a reserve during his third NBA season, joining Scott Brooks (1991-92) and Anthony Peeler (2001-02) as the only players in franchise history to accomplish that feat... His total of 863 points were the highest single-season haul off the bench ever by a Wolves player (surpassing J.J. Barea's 807 in 2012-13) and marked the NBA's sixth-best figure in 2015-16... Averaged 10.5 ppg and 3.3 rpg in 20.5 mpg, shooting 46.5% from the field, 28.9% (44-for-152) from three-point distance and 76.4% from the FT line... Finished with a flurry, tallying 21.6 ppg (59.4%) in 23.8 mpg over the final five games (Minnesota went 4-1)... Led all scorers with a career-high 35 points in the Apr. 5 win at Golden State, his second career 30+ night and one of seven times this year he was the Wolves' top scorer... The minute total (38:55) and 15-for-17 effort from the FT line on Apr. 5 are also career bests; he'd averaged just 7.1 ppg (40.0%) in the previous 14 games... Scored 20+ points on nine occasions and was Minnesota's leading scorer seven times, pumping in a game-high 28 points (on 12-for-16 shooting) in the Apr. 13 finale vs. New Orleans... Misfired on 25 of his final 32 trey attempts (21.9%), on the heels of a 10-game run at 10-for-23 (43.5%)... Dished a season-high four assists Mar. 30 vs. the L.A. Clippers, and swiped a season-best two steals Feb. 2 at the Lakers... Hauled in a season-high nine rebounds on four occasions (most recently Mar. 2 vs. Washington) and contributed 25 points Jan. 23 vs. Memphis... **2014-15 (Minnesota):** Saw his second NBA season cut short after undergoing surgery on Feb. 23 to repair a ruptured ligament in the middle finger on his left hand... He missed the final 28 contests, as well as enduring a 16-game absence (Jan. 10-Feb. 8) due to a strained outer oblique suffered Jan. 9 at Milwaukee... Saw action in 38 games, including the first 13 starts of his career; he averaged 13.5 ppg, 4.1 rpg and 1.2 apg in 22.8 mpg... Shot 48.9% from the field, 39.2% (20-for-51) from three-point range and 71.7% from the FT line... Tallied 15.6 ppg and 4.9 rpg as a starter, and added 12.4 ppg (52.2%) and 3.6 rpg in 25 games off the bench; his 32.3 pts/48 scoring rate led all NBA reserves (min. 5 GP)... Reached double figures on 24 occasions, including eight 20+ nights; he led the Wolves in scoring seven times and on the boards five times... Chipped in 10 points and five rebounds in the BBVA Rising Stars Challenge on Feb. 13, as part of All-Star Weekend in New York... Poured in a career-high 30 points Dec. 30 at Utah; the five three-pointers are also a career best... Tallied a game-high 26 points Dec. 19 at Boston; the five assists and 38:17 are both career bests... Picked off a career-high three steals Dec. 16 at Washington, and swiped 14 steals in his final 18 outings (four in his first 20)... Netted a game-high 28 points Dec. 14 vs. the L.A. Lakers, adding a team-high nine rebounds... Tallied 18 points and a career-high 10 rebounds Dec. 1 at the L.A. Clippers, his first double-double; he also dealt four assists... Had his 2015-16 contract option exercised on Oct. 19... **2013-14 (Minnesota):** Finished his rookie NBA season by appearing in 37 games for the Wolves, all off the bench... Sidelined for five games (Nov. 15-22) with a sprained right ankle and missed the final seven (Apr. 5-16) after suffering a sprained medial collateral ligament in his right knee Apr. 4 at Miami... Averaged 3.9 ppg and 1.4 rpg in 7.8 mpg, hitting 46.0% from the field, 27.3% from three-point range and 65.0% from the FT line... Shot 50.5% (51-for-101) after Feb. 1, averaging 25.5 pts/48 in that stretch (127 points/239 minutes)... Tallied a season-high 20 points Feb. 25 at Phoenix, one of four double-digit nights; the two steals and 24:20 were season bests, also... Pulled in a season-high seven rebounds Feb. 23 at Portland, and had 12 points Feb. 8 vs. Portland... Recalled from Iowa (D-League) on Jan. 13; he netted 24.5 ppg (57.1%) and 9.8 rpg in four games for the Energy... Played for the Wolves' entry at the 2013 Las Vegas Summer League, averaging 8.5 ppg.

INTERNATIONAL NOTES

Scored a record-setting 35 points for USA Basketball in the 2012 Nike Hoop Summit, where the USA Junior National Select Team lost to the World Select Team, 84-75, on April 7, 2012, in Portland, Oregon (Rose Garden).

COLLEGE NOTES

In his lone season at UCLA, helped the Bruins to a 25-10 record, the Pac-12 regular-season title, a runner-up finished in the Pac-12 Tournament and an NCAA Tournament berth... Led UCLA with 17.9 points per game and averaged 5.2 rebounds per game... Ranked fourth in the Pac-12 in scoring (17.9 ppg)... Earned first-team All-Pac-12 honors and was named Pac-12 Co-Freshman of the Year, along with Arizona State's Jahii Carson... Earned second-team All-America honors from The Sporting News... Was a USBWA Freshman All-America selection (U.S. Basketball Writers' Association)... Was one of eight finalists for the Integris Wayman Tisdale Award (presented to the nation's top freshman by the USBWA)... Ranks second on UCLA's all-time freshman scoring list (17.9 ppg), trailing Don MacLean's average of 18.6 ppg in 1988-89... Ranks ninth on the Pac-12 all-time freshman scoring list (17.9 ppg).

PERSONAL NOTES

Born on Nov. 13, 1992 in Los Angeles, California... Parents are Ronald and Faye Muhammad... Has one older sister, Asia, and one younger brother, Rashad... Father, Ronald, played college basketball for USC from 1981-85... Sister, Asia, is a professional tennis player... Averaged 29.4 points and 10.1 rebounds as a senior at Bishop Gorman H.S. in Las Vegas... Named the 2012 Naismith Boy's High School Player of the Year... Entered college as the No. 1 ranked player in the nation by Rivals.com and No. 2 by ESPN.com and Scout.com... Helped Bishop Gorman capture three Nevada 4A state titles... Purchased 125 backpacks during of his first two seasons alongside the Kids in Need Foundation to supply underprivileged youth with supplies for the upcoming school year.

SOCIAL MEDIA

Twitter: ShabazzMuhammad
Instagram: bazz
Facebook: NBAShabazzMuhammad



CAREER HIGHS

Minutes	39	04/05/2016	Minnesota at Golden State
Field Goals	12	04/13/2016	Minnesota vs New Orleans (3 times)
Field Goal Attempts	21	12/14/2014	Minnesota vs L.A. Lakers
Three-Point Field Goals	5	12/30/2014	Minnesota at Utah
Three-Point Attempts	7	01/20/2016	Minnesota at Dallas
Free Throws	15	04/05/2016	Minnesota at Golden State
Free Throw Attempts	17	04/05/2016	Minnesota at Golden State
Offensive Rebounds	8	04/04/2017	Minnesota at Golden State
Defensive Rebounds	9	12/01/2014	Minnesota at L.A. Clippers
Rebounds	11	04/04/2017	Minnesota at Golden State
Assists	5	01/07/2015	Minnesota vs Phoenix (Twice)
Steals	3	12/16/2014	Minnesota at Washington (Twice)
Turnovers	4	03/05/2014	Minnesota vs New York
Blocked Shots	1	04/11/2017	Minnesota vs Oklahoma City (21 times)
Points	35	04/05/2016	Minnesota at Golden State

NBA REGULAR SEASON STATS

YEAR/TEAM	G	MIN	FGM	FGA	PCT	3PM	3PA	PCT	FTM	FTA	PCT	OFF	DEF	TOT	RPG	AST	APG	PF	DQ	STL	BLK	PTS	PPG
13-14 Minnesota	37	290	57	124	.460	3	11	.273	26	40	.650	24	29	53	1.4	6	0.2	24	0	8	1	143	3.9
14-15 Minnesota	38	866	194	397	.489	20	51	.392	104	145	.717	63	91	154	4.1	44	1.2	49	0	18	7	512	13.5
15-16 Minnesota	82	1682	317	681	.465	44	152	.289	185	242	.764	100	167	267	3.3	52	0.6	94	0	24	7	863	10.5
16-17 Minnesota	78	1516	288	598	.482	49	145	.338	147	190	.774	84	136	220	2.8	35	0.4	86	0	22	6	772	9.9
TOTALS	235	4353	856	1800	.476	116	359	.323	462	617	.749	271	423	694	3.0	137	0.6	253	0	72	21	2290	9.7

JUSTIN PATTON

24 | CENTER

HEIGHT:

7-0

WEIGHT:

236 lbs

BIRTHDATE:

June 14, 1997 in Riverdale, Georgia

COLLEGE:

Creighton

HIGH SCHOOL:

Omaha North High School (Omaha, Nebraska)

EXPERIENCE:

Rookie

ACQUIRED:

Via trade from Chicago (June 22, 2017)

DRAFTED:

2017, 1st round (16th overall) by the Chicago Bulls





NBA CAREER NOTES

Signed by Minnesota on July 4, 2017... Acquired by Minnesota in a draft-day trade with Chicago on June 22, 2017... Selected by Chicago in the 1st round (16th overall) of the 2017 NBA Draft.

COLLEGE NOTES

Played one season at Creighton after redshirting his freshman year... **2016-17:** Led the Big East and ranked second nationally with a field goal percentage of 67.6 for Creighton... Finished second on the team in scoring (12.9 ppg) and led Creighton in rebounding (6.2 rpg) and blocks (1.4 bpg)... Logged four games with at least 22 points... Had 72 dunks in 35 games... The Big East Freshman of the Year and a unanimous pick to the Big East's All-Freshman Team... Named All-Big East Second Team and NABC All-District 5 Second Team... Earned Big East Freshman of the Week honors three times... Enjoyed a 12-game stretch of increased production from Dec. 20 to Jan. 31 in which he averaged 16.0 points on 67.2 percent shooting... Helped the Bluejays to the Big East Tournament final and the NCAA Tournament... **2015-16:** Sat out the season as a redshirt... Practiced but did not play... Appeared in Creighton's exhibition game vs. Upper Iowa on Nov. 6 and recorded seven points and two rebounds in six minutes.

HIGH SCHOOL NOTES

Developed from a relatively unknown prospect as a junior to a five-star prospect and top-50 recruit by the end of his senior year at Omaha North... Led North to a school-record 23 wins in 27 games, a district title and a state tournament appearance... Averaged 14.1 points, 9.9 rebounds and 3.6 blocks... Played in the Kentucky Derby Classic All-Star Game, finishing with 17 points four rebounds, three assists and two steals in 19 minutes... Ranked 24th in the final 2015 Scout rankings of high school seniors and eighth among centers... Named All-State First Team by the Omaha WorldHerald, becoming North's only such selection since 1986.

PERSONAL NOTES

Born on June 14, 1997 in Riverdale, Georgia, but grew up in Omaha, Nebraska... Creighton was his lone scholarship offer at the time he accepted it, according to a March 2017 New York Times article on his national emergence... Favorite book is The Great Gatsby... Already making an impact in the Minnesota community by joining forces with Big Brothers & Big Sisters during multiple offseason events during the summer of 2017.

SOCIAL MEDIA

Twitter: JustinPatton17
Instagram: justin_patton23
Facebook: justin.patton.585

JEFF TEAGUE

0 | GUARD

HEIGHT:

6-2

WEIGHT:

189 lbs

BIRTHDATE:

June 10, 1988 in Indianapolis, Indiana

COLLEGE:

Wake Forest

HIGH SCHOOL:

Pike High School (Indianapolis, Indiana)

EXPERIENCE:

8 years

ACQUIRED:

Via free agency (July 10, 2017)

DRAFTED:

2009, 1st round (19th overall) by the Atlanta Hawks





2016-17 NBA SEASON (INDIANA)

Acquired from Atlanta in a three-team trade before the season, Teague averaged 15.3 points and career highs with 4.0 rebounds and 7.8 assists per game in his lone season with Indiana... Started all 82 games for the first time in his NBA career and became the first Pacers player since Mike Dunleavy Jr. in 2007-08 to start every game during a full season... Scored in double figures 65 times with 22 games with 20 or more and three games with 30 or more - tying his most 30+ point outings in a season during his NBA career... Recorded 10 or more assists 20 times with a career-high 16 double-doubles... Handed out a career-high 17 assists in the win over Chicago on Dec. 30, the highest assists total by any Pacers player since Jamaal Tinsley in 2002... Recorded at least 15 assists three times, becoming the first Pacer to do so in one season since Tinsley in 2001-02... Led the Pacers in assists in 70 games and finished seventh in the NBA with 7.8 per game. His 639 assists marked the sixth-highest single-season total in Pacers NBA franchise history. He became the first Pacer since Jamaal Tinsley in 2002-03 to average more than 7.0 assists per game over a full season... Ranked 11th in the NBA with an assists-per-turnover ratio of 2.96... Finished the season ranked 37th in the NBA in steals, 19th in free throw percentage and 32nd in double-doubles... Set a new career high with nine rebounds on three different occasions after never totaling more than eight in a game entering the 2016-17 season... He pulled down at least eight rebounds nine times during the regular season as the Pacers posted an 8-1 record... Scored a season-high 31 points as he shot 9-for-15 from the field and 11-for-11 from the free throw line - his most attempts from the foul line without a miss in his NBA career - against the Celtics on Dec. 22... He later tied that mark by shooting 11-for-11 from the stripe while finishing with 22 points, seven rebounds and 11 assists in the comeback win at Sacramento on Jan. 18... Averaged 16.3 points, 5.0 rebounds and 9.8 assists - his highest assists average over any month during his NBA career - in 13 games during January... He also shot 54.8% from the field, 46.7% from three-point range and 90.9% from the free throw line in January.

NBA CAREER NOTES

Signed by Minnesota on July 10, 2017... Acquired by Indiana as a part of a three-team trade with Atlanta and Utah on July 7, 2016... Selected by Atlanta in the first round (19th overall) of the 2009 NBA Draft... **2015-16 (Atlanta):** In 79 games (78 starts), averaged 15.7 points, 5.9 assists, 2.7 rebounds and 1.2 steals in 28.5 minutes (43.9 FG%, 40.0 3FG%, 83.7 FT%)... Ranked 17th in the NBA in assists, tied for 17th in three-point percentage, 34th in free throw percentage and 39th in steals per game... Scored in double-figures 63 times, including 23 20-point nights (one 30-point game)... Tallied four double-doubles and had five double-digit assist games... Led the team in scoring 20 times, assists on 49 occasions and rebounding twice... Posted single season career-highs in three-point field goals (110), three-point percentage and rebounds per game... Recorded a season-high 32 points to go with eight assists, five rebounds and one steal (12-15 FGs, career-high 5-6 3FGs, 3-3 FTs) against Dallas on Feb. 1... Tallied 24 points (10-17 FGs, 1-4 3FGs, 3-3 FTs), nine assists, a career-high tying three blocks, two rebounds and one steal against Minnesota on Nov. 9... Missed three games (Nov. 15-18) due to a left ankle sprain... **2014-15 (Atlanta):** Earned his first All-Star berth, played in 73 games (72 starts) and averaged 15.9 points, 7.0 assists, 2.5 rebounds and 1.7 steals in 30.5 minutes (46.0 FG%, 34.3 3FG%, 86.2 FT%)... Finished tied for eighth in the NBA in apg, 14th in spg, 19th in FT% and 24th in FTM (275)... Scored in double-figures 59 times, including 25 20-point outings... Led the team in assists 59 times, scoring on 23 occasions and rebounding once... Named Kia NBA co-Eastern Conference Player of the Month in January 2015... **2013-14 (Atlanta):** Recorded averages of 16.5 points, 6.7 assists, 2.6 rebounds and 1.1 steals in 32.2 minutes in 79 games, all starts (43.8 FG%, 84.6 FT%)... Ranked ninth in the NBA in apg, tied for 18th in free throws made (318) and 25th in free throw percentage... Had 13 double-doubles on the season... Scored in double-figures 65 times (23 20-point outings, including three 30-point nights)... Increased his scoring average for the fourth straight year... **2012-13 (Atlanta):** Recorded 14.6 points and career-high 7.2 assists along with 2.3 rebounds and 1.5 steals in 32.9 minutes (45.1 FG%, 35.9 3FG%, 88.1 FT%), appearing in a team-high 80 games (78 starts)... Ranked eighth in the NBA in free throw percentage, 12th in apg and 24th in spg... His 88.1% at the line was the fourth-highest in franchise history, while his 579 assists was the eighth-best single-season effort... **2011-12 (Atlanta):** One of the league's most improved players, he started all 66 games, averaging 12.6 points, 4.9 assists, 2.4 rebounds and 1.6 steals in 33.1 minutes (47.6 FG%, 34.2 3FG%, 75.7 FT%)... Ranked eighth in the NBA in steals (106), 10th in steals per game, 20th in STL/TO ratio (0.79), 22nd in assists (321), 23rd in assists per game and 40th in FG%... **2010-11 (Atlanta):** The second-year guard averaged 5.2 points, 2.0 assists and 1.5 rebounds in 13.8 minutes (43.8 FG%, 37.5 3FG%, 79.4 FT%)... Scored in double-figures 12 times, including three 20-point efforts... **2009-10 (Atlanta):** In his rookie campaign, Teague finished the year averaging 3.2 points, 1.7 assists and 0.9 rebounds in 10.1 minutes (.396 FG%, .837 FT%), playing in 71 games (three starts)... Ranked 10th among rookies in assists.

PLAYOFF NOTES

Reaching the playoffs in each of his first eight NBA seasons, Teague has averaged 13.5 points, 4.8 assists and 2.5 rebounds in 29.2 minutes per game in 66 career postseason games (55 starts)... **2016-17 (Indiana):** Started all four games in Indiana's First Round series with Cleveland and averaged 17.0 points, 3.3 rebounds and 6.3 assists per

game... Shot 48.9% from the field, a team-best 52.9% from three-point range and 83.3% from the free throw line... Set a new playoff career high with four three-pointers as he finished with 15 points and seven assists in Game 3 on Apr. 20... Posted his lone double-double of the series with 15 points and 10 assists to go with four rebounds, two steals and three blocks in Game 4 on Apr. 23... **2015-16 (Atlanta):** Averaged 14.5 points, 6.1 assist and 1.9 rebounds in 10 games as the Hawks reached the Eastern Conference Semifinals... Scored in double figures eight times with two games with 20 or more, and recorded two double-doubles... Averaged 16.5 points and 6.0 assists per game as the Hawks defeated the Celtics in six games in the First Round... Added 19 points and a postseason career-high 14 assists in Game 3 against the Cavaliers on May 6... **2014-15 (Atlanta):** Posted a team-leading 16.8 points and 6.7 assists while adding 3.2 rebounds and 1.5 steals in 33.0 minutes while starting all 16 playoff games in Atlanta's run to the Eastern Conference Finals... Finished with six games of 20 or more points... Recorded a team-high 21.5 points (his highest-scoring playoff series) and 4.5 assists, while posting 3.3 rebounds and 1.3 steals in the Eastern Conference Finals against Cleveland... Set a playoff career high with 30 points (as he shot 9-for-23-from the field and 9-for-9 from the free throw line in Game 3 at Cleveland on May 24... **2013-14 (Atlanta):** Started all seven games in the First Round series against the Pacers, averaging 19.3 points, 5.0 assists, 3.7 rebounds and 1.0 steals in 34.6 minutes... Posted three games of 20 or more points with a high of 29 points in Game 6, on May 1... Posted his first playoff double-double with 22 points and 10 assists in the Hawks' Game 3 home win on Apr. 24... **2012-13 (Atlanta):** In six starts in the First Round against Indiana, he averaged 13.3 points, 5.0 assists, 2.8 rebounds and 1.5 steals... Scored in double figures in five of six games with a high of 21 points and seven assists in Game 1 at Indiana on Apr. 21... **2011-12 (Atlanta):** Started all six games against Boston in the First Round series and put in 14.0 points, 4.2 assists and 3.7 rebounds in 37.5 minutes... Scored in double figures four times with a high of 23 points to go with six assists in Game 3 at Boston on May 4... **2010-11 (Atlanta):** Appeared in eight games and made six starts as the Hawks reached the Eastern Conference Semifinals, averaging 11.8 points, 3.5 assists and 2.1 rebounds... Had a breakout second round vs. Chicago in place of the injured Kirk Hinrich, and tallied 14.8 points, 4.2 assists, 2.8 rebounds and 1.0 steals in 38.2 minutes (53.7 FG%, 84.2 FT%), while squaring off head-to-head against NBA MVP Derrick Rose... **2009-10 (Atlanta):** Averaged 1.8 points and 6.6 minutes (33.3 FG%, 40.0 3FG%) in nine playoff contests against Milwaukee and Orlando.

COLLEGE NOTES

Teague was named Honorable Mention All-America by Associated Press after his breakout sophomore season (2008-09), when he averaged team-highs of 18.8 points, 3.5 assists and 1.9 steals, hitting team-best 44.1% 3FGs and 81.7% FTs (made 48.5% FGs)... Named All-ACC Second Team... Helped Wake achieve a No. 1 national ranking... Scored in double-digits in last 35 games of his career... Finished with 12 games of 20-points-or-more... Led team in scoring 17 times and in assists on 15 occasions... Just missed a triple-double with 14 points, eight rebounds and eight assists against Baylor... As a freshman in 2007-08, averaged 13.9 points and was named to the ACC All-Freshman Team... Named ACC Rookie of the Week on four occasions... Scored 20-points-or-more in six games, and led the team in scoring 10 games.

PERSONAL

Born in Indianapolis on June 10, 1988 and graduated from Pike High School... Son of Shawn and Carol Teague... Has two brothers and two sisters... Brother Marquis played two seasons in the NBA (2012-14)... Father played at Missouri and Boston University, where he was coached by Rick Pitino... Majored in religion at Wake... Along with his family, Teague helped open D1 Sports Training, a brand new sports performance and physical therapy facility, in Indianapolis in 2017... Sponsors an AAU program for local youth in the Indianapolis area... Sponsored Buddy Lazier's No. 44 car - Teague's jersey number at Pike High School and for the Indiana Pacers - during the 101st running of the Indianapolis 500 in May 2017... Favorite movie is "Boys in the Hood," and top TV shows are "The Jamie Foxx Show" and "Martin"... Enjoys listening to R&B and Hip-Hop, especially Jay-Z... A huge fan of professional wrestling... Roots for his hometown Indianapolis Colts... Enjoys vacationing in Miami... Likes to draw... On twitter @Teague0.

SOCIAL MEDIA

Twitter: Teague0
Instagram: jeffteague
Facebook: JeffTeagueNBA



CAREER HIGHS

Minutes	53	03/25/2012	Atlanta vs Utah
Field Goals	14	03/02/2014	Atlanta at Phoenix (Twice)
Field Goal Attempts	24	12/26/2013	Atlanta at Cleveland
Three-Point Field Goals	5	02/01/2016	Atlanta vs Dallas
Three-Point Attempts	9	04/02/2017	Indiana at Cleveland (Twice)
Free Throws	13	02/22/2014	Atlanta vs New York
Free Throw Attempts	15	02/22/2014	Atlanta vs New York
Offensive Rebounds	4	12/23/2015	Atlanta vs Detroit
Defensive Rebounds	9	12/17/2016	Indiana at Detroit
Rebounds	9	03/14/2017	Indiana at New York (3 times)
Assists	17	12/30/2016	Indiana vs Chicago
Steals	6	11/20/2016	Indiana at Oklahoma City (Twice)
Turnovers	7	03/14/2017	Indiana at New York (6 times)
Blocked Shots	3	11/14/2016	Indiana vs Orlando (6 times)
Points	34	03/18/2014	Atlanta vs Toronto (Twice)

NBA REGULAR SEASON STATS

YEAR/TEAM	G	MIN	FGM	FGA	PCT	3PM	3PA	PCT	FTM	FTA	PCT	OFF	DEF	TOT	RPG	AST	APG	PF	DQ	STL	BLK	PTS	PPG
09-10 Atlanta	71	719	90	227	.396	7	32	.219	41	49	.837	5	62	67	0.9	122	1.7	82	0	34	11	228	3.2
10-11 Atlanta	70	963	133	304	.438	18	48	.375	77	97	.794	11	91	102	1.5	138	2.0	82	0	45	25	361	5.2
11-12 Atlanta	66	2183	320	672	.476	51	149	.342	140	185	.757	21	138	159	2.4	321	4.9	145	0	106	37	831	12.6
12-13 Atlanta	80	2628	439	974	.451	89	248	.359	199	226	.881	25	155	180	2.3	579	7.2	181	1	117	28	1166	14.6
13-14 Atlanta	79	2542	456	1040	.438	74	225	.329	318	376	.846	34	174	208	2.6	528	6.7	158	0	89	17	1304	16.5
14-15 Atlanta	73	2228	408	887	.460	71	207	.343	275	319	.862	30	154	184	2.5	513	7.0	139	0	125	31	1162	15.9
15-16 Atlanta	79	2255	434	988	.439	110	274	.401	261	312	.837	33	181	214	2.7	470	5.9	167	2	97	24	1239	15.7
16-17 Indiana	82	2657	402	909	.442	90	252	.357	360	415	.867	33	297	330	4.0	639	7.8	165	1	100	32	1254	15.3
TOTALS	600	16174	2682	6001	.447	510	1435	.355	1671	1979	.844	192	1252	1444	2.4	3310	5.5	1119	4	713	205	7545	12.6

NBA PLAYOFF RECORD

YEAR-TEAM	G	MIN	FGM	FGA	PCT	3PM	3PA	PCT	FTM	FTA	PCT	OFF	DEF	TOT	RPG	AST	APG	PF	DQ	STL	BLK	PTS	PPG
09-10 Atlanta	9	59	7	21	.333	2	5	.400	0	0	---	0	2	2	0.2	4	0.4	3	0	3	1	16	1.8
10-11 Atlanta	8	238	37	72	.514	1	7	.143	19	23	.826	0	17	17	2.1	28	3.5	10	0	6	3	94	11.8
11-12 Atlanta	6	225	30	73	.411	7	17	.412	17	19	.895	4	18	22	3.7	25	4.2	18	0	5	5	84	14.0
12-13 Atlanta	6	213	27	81	.333	3	10	.300	23	28	.821	3	14	17	2.8	30	5.0	17	0	9	2	80	13.3
13-14 Atlanta	7	242	44	112	.393	9	27	.333	38	40	.950	5	21	26	3.7	35	5.0	15	0	7	4	135	19.3
14-15 Atlanta	16	529	98	239	.410	21	65	.323	52	60	.867	10	41	51	3.2	107	6.7	34	0	24	7	269	16.8
15-16 Atlanta	10	279	46	121	.380	9	36	.250	44	52	.846	3	16	19	1.9	61	6.1	30	0	6	2	145	14.5
16-17 Indiana	4	142	22	45	.489	9	17	.529	15	18	.833	0	13	13	3.3	25	6.3	12	0	4	3	68	17.0
TOTALS	66	1926	311	764	.407	61	184	.332	208	240	.867	25	142	167	2.5	315	4.8	139	0	64	27	891	13.5

KARL-ANTHONY TOWNS

32 | FORWARD/CENTER

HEIGHT:

7-0

WEIGHT:

248 lbs

BIRTHDATE:

November 15, 1995 in Edison, New Jersey

COLLEGE:

Kentucky

HIGH SCHOOL:

St. Joseph High School (Metuchen, New Jersey)

EXPERIENCE:

2 years

ACQUIRED:

2015 NBA Draft

DRAFTED:

2015, 1st round (1st overall) by the Minnesota Timberwolves





2016-17 NBA SEASON (MINNESOTA)

Again started all 82 games in his second year with the Wolves while pouring in 2061 points to break Kevin Love's club single-season scoring record (2010 in 2013-14)... Hauled in 1007 rebounds, becoming the youngest player in NBA history (15th overall and first since Tim Duncan in 2001-02) to collect 2000+ points and 1000+ rebounds in a season... Averaged 25.1 ppg, 12.3 rpg and 2.7 apg in 37.0 mpg, shooting 54.2% from the floor, 36.7% (101-for-275) from beyond the arc and 83.2% from the FT line... Ranked 12th in the NBA in scoring, 6th in rebounding, 12th in FG accuracy, 19th in blocked shots (1.26 bpg), 5th in minutes and 2nd in double-doubles (62); he shot at a 44.4% clip (55-for-124) from three-point range in his final 41 starts... Closed the season with 28 points and 21 rebounds (including a career-high 20 on the defensive end) Apr. 12 at Houston, his third 20/20 effort... Totaled 40 points and 21 rebounds Apr. 9 at the L.A. Lakers, making him just the 10th NBA player in the last 30 years to register 40+ points and 20+ rebounds in a game; it was his third 40-point showing of the season and 21st 30+ night (25th career)... Named Western Conference Player of the Week on Mar. 13, the second time he's earned that honor... Collected his 100th career double-double Mar. 8 vs. the Clippers, becoming the 2nd-youngest player in NBA history to reach 100 (Dwight Howard); he also scored his 3000th career point in that game... Netted 37 points and a career-high 22 rebounds Feb. 25 at Houston... Played in the BBVA Compass Rising Stars Challenge on Feb. 17 in New Orleans, finishing with 24 points and 11 rebounds... Collected 19 rebounds Feb. 15 at Denver, and led the Wolves with 36 points Feb. 10 vs. New Orleans; he averaged 28.2 ppg (59.4%) and 12.8 rpg over the final 45 contests... The 13-for-13 effort from the line Feb. 8 vs. Toronto was a career best for FT accuracy... Scored 37 points Jan. 19 at the Clippers, making a career-best 17 FGs; he pumped in 20 points in the 1st quarter Jan. 9 vs. Dallas... Dealt a career-high 10 assists Dec. 28 at Denver, becoming the youngest player in team history to register a triple-double... Posted his second 40+ outing of the season with the 41-point effort vs. Houston on Dec. 17; he'd poured in a career-high 47 points Nov. 30 vs. New York.

NBA CAREER NOTES

Signed by Minnesota on July 7, 2015... Selected by Minnesota in the 1st round (1st overall) of the 2015 NBA Draft... **2015-16 (Minnesota):** Put together perhaps the best rookie season in Timberwolves history, starting all 82 games and averaging 18.3 ppg, 10.5 rpg, 2.0 apg and 1.68 bpg in 32.0 mpg... Unanimously voted as the NBA's Rookie of the Year on May. 16... Joined only Damian Lillard (2012-13 season), Blake Griffin (2010-11), David Robinson (1989-90) and Ralph Sampson (1983-84) as unanimous winners in the last 32 years... Shot 54.2% from the floor (the second-highest percentage in franchise history), 34.1% (30-for-88) from beyond the arc and 81.1% from the FT line... Ranked 8th in the NBA in rebounding, 8th in FG accuracy, 10th in blocks, 26th in scoring and 3rd in double-doubles (52); he led all rookies in scoring while ranking 3rd in FT accuracy (81.0%), 11th in steals (0.71 spg) and 1st in minutes... Chosen as the Western Conference Player of the Week for Apr. 4-10 (the first Wolves rookie to be so honored) and swept all six Western Conference Rookie of the Month awards... Was Minnesota's leading rebounder 63 times and top scorer on 27 occasions; he had 32 games with 20+ points among his 73 double-figure efforts... Sank the game-winning jumper with :01.8 to play Apr. 9 at Portland... Posted season highs in rebounds (21) and assists (nine) Apr. 3 vs. Dallas; he's the NBA's first rookie to collect at least 21 rebounds and nine assists in the same game since Elgin Baylor (Feb. 9, 1959 vs. New York)... The 21 rebounds vs. Dallas tied Gorgui Dieng's club rookie record (Mar. 20, 2014 at Houston), while his 18 defensive boards broke Christian Laettner's franchise rookie mark (17, Mar. 21, 1993 vs. Charlotte)... Led all scorers with 32 points Mar. 18 at Houston, his fourth 30+ night... Was Minnesota's leading scorer in 19 of the final 40 games; he averaged 21.3 ppg (55.8%), 11.5 rpg, 2.8 apg and 1.65 bpg in those 40 contests... Collected 30 points and 15 rebounds Feb. 27 at New Orleans, the first 30/15 by a rookie since Blake Griffin in March 2011... Won the Taco Bell Skills Challenge on Feb. 13 as part of All-Star Weekend in Toronto; he also played in the BBVA Compass Rising Stars Challenge on Feb. 12... Pumped in a season-high 35 points vs. Toronto on Feb. 10, and had a season-high six blocked shots Jan. 20 at Dallas.

COLLEGE NOTES

Played one season at Kentucky... Averaged 10.3 points and a team-high 6.7 rebounds while shooting 56.6 percent from the floor and 81.3 from the charity stripe for the Wildcats... Ranked second in the SEC and 37th in the nation in blocks (2.3 bpg)... Named Midwest Region MVP after registering a career-high 25 points (10-13 FGs) and five rebounds vs. Notre Dame in the Elite Eight... Named AP and NABC Second Team All-American and Third Team by the Sporting News... Also honored as SEC Freshman of the Year, First Team All-SEC, USBWA All-District and SEC All-Freshman Team... Captured Freshman All-America honors by the USBWA and was a top-10 finalist for its Wayman Tisdale Award (freshman of the year)... Earned SEC Freshman of the Week three times and SEC Player of the Week once... Also tabbed USBWA/CBS Sports Wayman Tisdale National Freshman of the Week on Feb. 17 and NBC Sports National Player of the Week on Feb. 9.

HIGH SCHOOL NOTES

The Gatorade Male High School Athlete of the Year as a senior... A three time first-team All-State selection... Averaged 20.9 points, 13.4 rebounds and 6.2 blocks for St. Joseph (30-2), which won a state title... He shot 66.1 percent from the field and 82.2 percent from the free throw line as a senior... The No. 4 overall player in the 2014 class by Scout.com, No. 5 by Rivals and No. 9 by ESPN... Appeared in both the McDonald's All-America and Jordan Brand Classic games... Competed for the World Select Team in the Nike Hoop Summit.

PERSONAL NOTES

Born on Nov. 15, 1995 in Edison, New Jersey... Son of Jacqueline Cruz and Karl Towns... Father played basketball at Monmouth... Graduated high school with a 3.96 GPA and served as a member of his student council... Favorite player is Len Bias... Helped kids pick out sports equipment for the holidays as a part of DICK's Sporting Good Foundation Sports Matter event in December 2015... Partnered with the Salvation Army to launch a shoe drive throughout January 2016, encouraging fans to donate new and unused shoes in exchange for tickets to games... As part of its support of the Kia NBA Rookie of the Year Award, Kia Motors America (KMA) donated a brand new Sorento CUV to the Minnesota Chapter of the Leukemia & Lymphoma Society on Towns' behalf after winning the award in May 2016.

SOCIAL MEDIA

Twitter: KarlTowns
Instagram: karltowns
Facebook: karlanthonytowns



CAREER HIGHS

Minutes	48	03/25/2016	Minnesota at Washington
Field Goals	17	04/09/2017	Minnesota at L.A. Lakers (3 times)
Field Goal Attempts	28	12/17/2016	Minnesota vs Houston
Three-Point Field Goals	4	03/19/2017	Minnesota at New Orleans (Twice)
Three-Point Attempts	10	11/15/2016	Minnesota vs Charlotte
Free Throws	17	11/30/2016	Minnesota vs New York
Free Throw Attempts	20	11/30/2016	Minnesota vs New York
Offensive Rebounds	9	02/25/2017	Minnesota at Houston
Defensive Rebounds	20	04/12/2017	Minnesota at Houston
Rebounds	22	02/25/2017	Minnesota at Houston
Assists	10	12/28/2016	Minnesota at Denver
Steals	3	11/29/2015	Minnesota at L.A. Clippers (Twice)
Turnovers	7	02/24/2017	Minnesota vs Dallas
Blocked Shots	6	01/20/2016	Minnesota at Dallas (Twice)
Points	47	11/30/2016	Minnesota vs New York

NBA REGULAR SEASON STATS

YEAR/TEAM	G	MIN	FGM	FGA	PCT	3PM	3PA	PCT	FTM	FTA	PCT	OFF	DEF	TOT	RPG	AST	APG	PF	DQ	STL	BLK	PTS	PPG
15-16 Minnesota	82	2627	625	1153	.542	30	88	.341	223	275	.811	229	629	858	10.5	161	2.0	245	1	58	138	1503	18.3
16-17 Minnesota	82	3031	802	1480	.542	101	275	.367	356	428	.832	296	711	1007	12.3	220	2.7	241	0	56	103	2061	25.1
TOTALS	164	5657	1427	2633	.542	131	363	.361	579	703	.824	525	1340	1865	11.4	381	2.3	486	1	114	241	3564	21.7

ANDREW WIGGINS

22 | FORWARD

HEIGHT:

6-8

WEIGHT:

202 lbs

BIRTHDATE:

February 23, 1995 in Toronto, Ontario

COLLEGE:

Kansas

HIGH SCHOOL:

Huntington St. Joseph Prep (Huntington, West Virginia)

EXPERIENCE:

3 years

ACQUIRED:

Via trade from Cleveland (August 23, 2014)

DRAFTED:

2014, 1st round (1st overall) by the Cleveland Cavaliers





2016-17 SEASON (MINNESOTA)

Concluded his third NBA season by starting all 82 games, registering career highs in scoring (23.6 ppg), assists (2.3 apg), three-point accuracy (35.6%), three-pointers made (103) and minutes (37.2 mpg)... Finished with 1933 points, the fourth-best single-season total in franchise history; the scoring average ranks fifth all-time... Also tallied 4.0 rpg and 1.00 spg while shooting 45.1% from the field and 76.0% from the FT line; he led the league in total minutes played (3048) while ranking 3rd in minutes per game and 16th in scoring... Tallied 26.0 ppg over his final 30 games, boosting that to 28.3 ppg in eight April starts... Converted 22 of his final 53 attempts from beyond the arc (41.5%), and picked off 42 steals in his last 31 starts – including a season-high four Feb. 27 at Sacramento... Led all scorers with 41 points Apr. 9 at the L.A. Lakers, his fifth 40+ night (14th with 30+); only Kevin Love (six in 2013-14) posted more 40+ games in a season in Wolves annals... Overtook Tony Campbell (4888) for 6th on the Wolves' all-time scoring list Apr. 6 at Portland... Logged a season-high 44:17 Mar. 24 at the L.A. Lakers, one of 11 times he played 40+, while the 24-point effort in the Mar. 10 win vs. Golden State was one of 39 times led the Wolves in scoring (14th in a victory)... Saw his then-club-record run of 19 consecutive games scoring 20+ points halted Mar. 4 at San Antonio... Led all scorers with 40 points in the Feb. 15 victory at Denver, becoming just the second player in Wolves history to tally 40+ in consecutive games (Kevin Love, Apr. 13-14, 2014); he sank the game-winner as time expired Jan. 24 at Phoenix... Scored his 4000th career point in the Jan. 22 victory vs. Denver; only LeBron James, Kevin Durant and Carmelo Anthony totaled more points than his 4384 prior to their 22nd birthdays... Became the sixth Wolves player ever to post multiple 40+ outings with the 41-point effort Jan. 6 at Washington; the 30 FGAs are a career high... Tied his career best with 10 rebounds Nov. 17 vs. Philadelphia, part of his fourth career double-double... Poured in a career-high 47 points Nov. 13 vs. the L.A. Lakers; the FTs made (17) and attempted (22) are both career bests... His previous top scoring night was the 36-point outing Nov. 8 at Brooklyn; in that game, he sank a career-high six three-pointers.

NBA CAREER NOTES

Had his 2016-17 contract option exercised on Oct. 21... Acquired by Minnesota from Cleveland on Aug. 23, 2014 as part of a three-team trade that also included Philadelphia... Signed by Cleveland to a two-year contract on July 24, 2014... Selected by the Cavs in the 1st round (1st overall) of the 2014 NBA Draft... **2015-16 (Minnesota):** Finished his second NBA year as Minnesota's leading scorer, ranking 19th in the league at 20.7 ppg to become the seventh player in club history to average 20+ ppg over a full season... Started 81 games; the Nov. 10 DNP vs. Charlotte was the first of his career... Tallied 3.6 rpg and 2.0 apg in 35.1 mpg (19th in the NBA), shooting 45.9% from the field, 30.0% (57-for-190) from three-point range and 76.1% from the line... His 565 FT attempts marked the fourth-highest single-season total in Wolves history and placed him 7th in the NBA this year... Hiked his FG accuracy to 48.9% after Feb. 1, including 40.0% (30-for-75) from long distance... Was Minnesota's top scorer on 33 occasions and reached double figures 77 times, including 48 games with 20+ points... Scored his 3000th career point Apr. 7 at Sacramento... Pumped in 32 points (adding a career-high six steals) in the Apr. 5 win at Golden State, his 10th and final 30+ night of the season (14th career) and, coupled with the 30-point effort Apr. 3 vs. Dallas, marked the third time this year he'd tallied 30+ in consecutive games... Went 17-for-21 from the FT line Mar. 28 vs. Phoenix, his career highs in both categories; he also tied a career best with three blocks in the game... Played in the BBVA Compass Rising Stars Challenge on Feb. 12, part of All-Star Weekend in Toronto; he netted 29 points... Scored a game-high 31 points Feb. 3 at the L.A. Clippers, one night after a 30-point effort at the L.A. Lakers; he also had 30+ back-to-back Nov. 7-9 (at Chicago, at Atlanta)... Erupted for a career-high 35 points Jan. 8 vs. Cleveland... Scored 32 points Dec. 18 vs. Sacramento, adding a career-high 10 rebounds and six assists; he's the 7th player in franchise history to record a 30+ pt/10+ reb/5+ ast game... **2014-15 (Minnesota):** Crowned his first season in Minnesota by being named the recipient of the Eddie Gottlieb Trophy as the NBA's Rookie of the Year on Apr. 30... Received 110 of 130 first-place votes to become the first player in franchise history (and the first-ever Canadian-born player) to win the award... Named Western Conference Rookie of the Month four consecutive times to open the season... Started all 82 games – the first Wolves rookie to accomplish that feat – and averaged 16.9 ppg, 4.6 rpg, 2.1 apg and 1.05 spg while ranking 4th in the NBA in minutes (36.2 mpg)... Shot 43.7% from the field, 31.0% from three-point range and 76.0% from the FT line; he finished among the league's top 10 in both FTs made (354) and attempted (466)... Tallied 19.2 ppg (45.5%) and 4.8 rpg in his last 56 outings, boosting that to 23.3 ppg (45.1%), 5.8 rpg and 3.5 apg in the final 13... Reached double figures on 69 occasions, with four 30+ efforts (the most ever by a Wolves rookie) among his 31 games with 20+ points... Handed out a season-high nine assists Apr. 11 at Golden State, and led Minnesota across the board (29 pts/10 reb/6 ast) Apr. 10 at the L.A. Lakers... The latter game marked his second double-double of the season, while the 15-for-16 effort from the line represented team season highs in both categories... Pumped in 31 points on Mar. 27, his second 30+ showing at Houston and one of 26 times he led Minnesota overall... Logged a season-high 48:50 on Mar. 25 vs. the L.A. Lakers; he played 40+ minutes on 24 occasions... Went over the 1000-point mark Mar. 13 at Oklahoma City... Named MVP of the BBVA Rising Stars Challenge on Feb. 13 after garnering 22 points, six rebounds and four assists... Erupted for a season-high 33 points Jan. 31 vs. Cleveland; he also swiped a season-high four steals... Scored a game-high 31 points Jan. 17 at Denver, adding a season-high three blocks... Collected his first

career double-double with 23 points and a season-high 10 rebounds Dec. 10 vs. Portland.

INTERNATIONAL NOTES

Won a bronze medal with Canada at the 2015 FIBA Americas Championship held in Mexico City... Averaged 15.1 points on 49.5% shooting (51.7% from three-point range) and 4.4 rebounds per game in 10 contests... Won a bronze medal with Canada at the 2010 FIBA U17 World Championship, held in Hamburg, Germany... Averaged 8.1 ppg (47.2%) and 3.3 rpg in eight contests (as a 15-year-old), highlighted by a 20-point, five-rebound, two-block effort vs. Team USA in the semifinals... Led Canada to bronze at the 2012 FIBA Americas U18 Championship, held in São Sebastião do Paraíso, Brazil... Contributed a team-high 15.2 ppg (41.3%), 7.6 rpg and 2.0 apg in five outings.

COLLEGE NOTES

Played one season at Kansas... Completed his freshman season by being named to the John R. Wooden All-America Team and earning Second Team All-America honors from the NABC, USBWA, SI.com and The Sporting News... Led the Jayhawks to a 25-10 record by tallying a team-high 17.1 ppg, setting the school's single-season freshman scoring record (597 points)... Added 5.9 rpg and 1.5 apg while swiping a team-leading 41 steals and blocking 34 shots; he shot 44.8% from the field, 34.1% (43-for-126) from three-point distance and 77.5% (176-for-227) from the FT line... Poured in a season-high 41 points (adding eight rebounds, a season-high five steals and a season-high four blocks) Mar. 8 at West Virginia, the most ever scored by a Kansas freshman and the most by any Jayhawk player since 1991... Tallied 20+ points on 11 occasions, including a 30-point effort (logging a season-high 45 minutes) on Mar. 13 vs. Oklahoma State in the Big 12 Conference Tournament.

PERSONAL NOTES

Born on Feb. 23, 1995 in Toronto, Canada... Father, Mitchell, played collegiately at Florida State and for six seasons in the NBA with Chicago, Houston and Philadelphia... Mother, Marita, was a track star at FSU and competed for Canada in the 1984 and 1988 Olympics... Averaged 24.2 points, 8.5 rebounds, 4.1 assists and 2.7 blocked shots for Huntington Prep (in Huntington, W.Va.) in 2011-12... Earned numerous National Player of the Year honors during his high school career... Named Naismith High School Player of the Year and Gatorade Athlete of the Year across all high school sports in 2013... Ranked as the No. 1 recruit in the class of 2013 by every recruiting service... Voted by the USA Today as the 2013 American Family Insurance All-USA Player of the Year... Selected to play in the Jordan Brand Classic game and posted a game-high 19 points in 21 minutes... Started the Andrew Wiggins Foundation which focuses on supporting youth athletic organizations... As part of its support of the Kia NBA Rookie of the Year Award, Kia Motors America (KMA) donated a 2016 Kia Sorento LX CUV to Rock of Faith Worship Centre in the Canadian province of Ontario on Wiggins' behalf after winning the award in April 2015.

SOCIAL MEDIA

Twitter: 22wiggins
Instagram: 22wiggins
Facebook: officialandrewwiggins



CAREER HIGHS

Minutes	49	03/25/2015	Minnesota vs L.A. Lakers (Twice)
Field Goals	16	02/14/2017	Minnesota vs Cleveland (Twice)
Field Goal Attempts	30	01/06/2017	Minnesota at Washington
Three-Point Field Goals	6	11/08/2016	Minnesota at Brooklyn
Three-Point Attempts	8	02/14/2017	Minnesota vs Cleveland
Free Throws	17	11/13/2016	Minnesota vs L.A. Lakers (Twice)
Free Throw Attempts	22	11/13/2016	Minnesota vs L.A. Lakers
Offensive Rebounds	5	11/08/2016	Minnesota at Brooklyn (7 times)
Defensive Rebounds	8	03/08/2016	Minnesota vs San Antonio (Twice)
Rebounds	10	11/17/2016	Minnesota vs Philadelphia (4 times)
Assists	9	04/11/2015	Minnesota at Golden State
Steals	6	04/05/2016	Minnesota at Golden State
Turnovers	6	02/25/2017	Minnesota at Houston (6 times)
Blocked Shots	3	03/28/2016	Minnesota vs Phoenix (Twice)
Points	47	11/13/2016	Minnesota vs L.A. Lakers

NBA REGULAR SEASON STATS

YEAR/TEAM	G	MIN	FGM	FGA	PCT	3PM	3PA	PCT	FTM	FTA	PCT	OFF	DEF	TOT	RPG	AST	APG	PF	DQ	STL	BLK	PTS	PPG
14-15 Minnesota	82	2969	497	1137	.437	39	126	.310	354	466	.760	134	240	374	4.6	170	2.1	190	0	86	50	1387	16.9
15-16 Minnesota	81	2845	594	1294	.459	57	190	.300	430	565	.761	105	186	291	3.6	164	2.0	165	1	78	46	1675	20.7
16-17 Minnesota	82	3048	709	1570	.452	103	289	.356	412	542	.760	102	226	328	4.0	189	2.3	183	2	82	30	1933	23.6
TOTALS	245	8862	1800	4001	.450	199	605	.329	1196	1573	.760	341	652	993	4.1	523	2.1	538	3	246	126	4995	20.4



TWO-WAY CONTRACTS



ANTHONY BROWN

#3 FORWARD

HEIGHT: 6-7

WEIGHT: 224 lbs

BIRTHDATE: October 10, 1992 in Bellflower, California

COLLEGE: Stanford

HIGH SCHOOL: Ocean View (Huntington Beach, California)

EXPERIENCE: 2 years

ACQUIRED: Via free agency (August 1, 2017)

DRAFTED: 2015, 2nd round (34th overall) by the L.A. Lakers

2016-17 NBA SEASON (NEW ORLEANS/ORLANDO)

Split the season between the New Orleans Pelicans, Orlando Magic and the NBA G League's Erie BayHawks... Signed with New Orleans on Nov. 21, appearing in nine games and averaging 3.9 points and 2.5 rebounds before being waived on Dec. 9... Signed a 10-day contract with Orlando on Jan. 22 and averaged 4.5 points and 3.5 rebounds in two games... Spent most of the season with the BayHawks, averaging 20.3 points, 5.4 rebounds and 3.1 assists in 37.8 minutes over 24 games... Appeared in the NBA G League All-Star Game, scoring six points in 17 minutes.

NBA CAREER NOTES

Signed to a two-way contract by the Timberwolves on Aug. 1, 2017... Signed to a 10-day contract by Orlando on Jan. 22, 2017... Waived by New Orleans on Dec. 9, 2016... Signed by New Orleans on Nov. 21, 2016... Waived by Los Angeles on Oct. 24, 2016... Selected by the Los Angeles Lakers in the second round (34th overall) of the 2015 NBA Draft... **2015-16 (Los Angeles):** Appeared in 29 games with the Lakers, averaging 4.0 points and 2.4 rebounds in 20.7 minutes per game... Also played with the Lakers' G League affiliate, the Los Angeles D-Fenders, averaging 14.6 points and 4.0 rebounds in seven games.

COLLEGE NOTES

Appeared in 144 games for Stanford, averaging 10.8 points, 4.8 rebounds and 1.6 assists... **2014-15:** As a fifth-year senior, averaged 14.8 points, a team-high 6.9 rebounds and 2.5 assists in 37 games, shooting 44.1% (79-for-179) from three-point range... Earned Pac-12 All-Academic Second Team honors... **2013-14:** Named Pac-12 Most Improved Player in as a redshirt junior, helping Stanford to its first Sweet 16 appearance since 2008... Averaged 12.3 points, 5.0 rebounds and 2.1 assists in 36 games while shooting 45.3% (53-for-117) from long distance... Scored a career-high 30 points Feb. 15 at Washington State... Earned Pac-12 All-Academic First Team honors... **2012-13:** Appeared in four games before missing the remainder of the season with a hip injury... **2011-12:** As a sophomore, appeared in 37 games, averaging 8.1 points and 4.0 rebounds... A Pac-12 All-Academic Honorable Mention... **2010-11:** Anthony averaged 8.7 points and 3.2 rebounds in 30 games.

PERSONAL NOTES

Born Oct. 10, 1992, in Bellflower, California... Son of Quentin and Raquel Brown... His father played basketball at UC Irvine... Graduated with a degree from Stanford in Communication... A member of the USA Basketball U19 World Championship Team in 2011 that played in Latvia, appearing in five contests and averaging 3.6 points and 1.8 rebounds in 11.4 minutes per game... Lists Martin Luther King Jr. as the person he most admires and Serena Williams as the athlete he most admires outside of the NBA.

SOCIAL MEDIA

Twitter: @TwoShotOne

Instagram: twoshotonee

Facebook: Anthony-Brown-770445019714581

CAREER HIGHS

Minutes	35	03/04/2016	L.A. Lakers vs Atlanta (Twice)
Field Goals	4	12/05/2016	New Orleans vs Memphis (3 times)
Field Goal Attempts	10	12/05/2016	New Orleans vs Memphis
Three-Point Field Goals	3	01/16/2016	L.A. Lakers at Utah
Three-Point Attempts	5	03/04/2016	L.A. Lakers vs Atlanta (4 times)
Free Throws	2	03/04/2016	L.A. Lakers vs Atlanta (7 times)
Free Throw Attempts	3	01/12/2016	L.A. Lakers vs New Orleans
Offensive Rebounds	2	01/22/2017	Orlando vs Golden State (Twice)
Defensive Rebounds	6	01/16/2016	L.A. Lakers at Utah
Rebounds	7	01/16/2016	L.A. Lakers at Utah
Assists	3	01/29/2016	L.A. Lakers at L.A. Clippers (Twice)
Steals	2	11/29/2016	New Orleans vs L.A. Lakers (3 times)
Turnovers	3	01/03/2016	L.A. Lakers vs Phoenix
Blocked Shots	2	01/08/2016	L.A. Lakers vs Oklahoma City
Points	10	01/23/2016	L.A. Lakers at Portland (Twice)

NBA REGULAR SEASON STATS

YEAR-TEAM	G	FGM	FGA	PCT	3PM	3PA	PCT	RPG	APG	PPG
15-16 L.A. Lakers	29	39	126	.310	20	70	.286	2.4	0.7	4.0
16-17 N.O.-Orl.	11	18	50	.360	7	27	.259	3.0	0.7	3.9
TOTALS	40	57	176	.324	27	97	.278	2.6	0.7	4.0



TRAINING CAMP INVITEES



AMILE JEFFERSON

#10 FORWARD

HEIGHT: 6-9

WEIGHT: 222 lbs

BIRTHDATE: May 7, 1993 in Philadelphia, Pennsylvania

COLLEGE: Duke

HIGH SCHOOL: Friends Central (Wynnewood, Pennsylvania)

EXPERIENCE: Rookie

ACQUIRED: Signed as a free agent on Sept. 18, 2017

DRAFTED: 2017, Undrafted

NBA CAREER NOTES

Signed to by the Timberwolves on Sept. 18, 2017.

COLLEGE NOTES

Played in a Duke-record 150 games, tied for the seventh most in NCAA history... Helped the Blue Devils to an NCAA championship in 2015... Second in the Duke record books for career field goal percentage (62.0), third in offensive rebounds (361), seventh in blocks (138) and 11th in rebounds (944)... Duke went 124-26 when he played, giving him the third-most wins in program history... **2016-17:** Averaged 10.9 points, 8.4 rebounds and 1.9 blocks in 29.7 minutes... Ranked third in the ACC in blocks, fifth in double-doubles (nine) and sixth in total rebounds... Named to the All-ACC Tournament Second Team after helping Duke take the title... Averaged a double-double in two NCAA Tournament games with 11.0 points and 10.5 rebounds to go with 4.5 blocks... Recorded 14 points, 15 rebounds and a career-high-tying six blocks vs. South Carolina in second round... Named ACC Player of the Week after scoring a career-high 24 points to go with 15 boards and four blocks in a win over No. 21 Florida at MSG in the Jimmy V Classic... Had 14 points on 7-of-8 shooting and blocked three shots in a win over No. 22 Notre Dame in the ACC Tournament championship game... **2015-16:** Limited to nine games... Broke his right foot in practice in December and later obtained a medical redshirt... Averaged 11.4 points and 10.3 rebounds and shot 68.3 percent... Registered 16 points and 15 rebounds vs. No. 2 Kentucky... **2014-15:** Started 26 games for the second year in a row... Averaged 6.1 points and 5.8 rebounds while shooting 63.1 percent from the field... Ranked 20th in the ACC in rebounding... Helped Duke to the 2015 national title... **2013-14:** Averaged 6.5 points and 6.9 rebounds and shot 64.4 percent from the field... Selected to ACC All-Tournament Second Team after averaging 7.7 points and 8.0 rebounds... **2012-13:** Averaged 4.0 points and 2.9 rebounds in 32 games (seven starts).

PERSONAL NOTES

Born Amile O. Jefferson on May 7, 1993, in Philadelphia, Pennsylvania... Son of Malcolm Musgrove and Quetta Jefferson... Father played basketball at Delaware State from 1992-94... Has a brother, Malcolm, and four sisters, Amoni, Amesha, Ameerah and Milan



MELO TRIMBLE

#7 GUARD

HEIGHT: 6-3

WEIGHT: 202 lbs

BIRTHDATE: February 2, 1995 in Upper Marlboro, Maryland

COLLEGE: Maryland

HIGH SCHOOL: Bishop O'Connell (Arlington, Virginia)

EXPERIENCE: Rookie

ACQUIRED: Signed as a free agent on Sept. 18, 2017

DRAFTED: 2017, Undrafted

NBA CAREER NOTES

Signed to by the Timberwolves on Sept. 18, 2017.

COLLEGE NOTES

Named All-Big Ten First Team as a junior and Second Team as a sophomore and freshman... Named All-Big Ten Freshman Team as a freshman... The 15th player in program history to earn All-Conference recognition three times... One of four players in Maryland history to record 1,600 points, 400 assists and 150 steals... Second all-time at the program in career made free throws (503) and eighth in made three-point field goals (177)... Only the second player in Terrapin history to record 500 or more points in each of his first two seasons, joining former Naismith Player of the Year Joe Smith... **2016-17:** Led Maryland to its third straight NCAA Tournament appearance, averaging a team-high 16.8 points and 3.7 assists... An Associated Press Honorable Mention All-American... First Team All-Big Ten by both the coaches (unanimous) and media... An USBWA All-District selection... Hit game-winning three-pointer with 1.1 seconds left to lift Terps past Michigan State on March 4... Scored career-high 32 points against Northwestern on Feb. 15... **2015-16:** Helped Maryland make first Sweet 16 appearance in 13 seasons... Named All-Big Ten Second Team as he produced 14.8 points and 4.9 assists per game... Led Terps in scoring (14.8 ppg), assists (5.0 apg), free throw percentage (86.8) and steals (44)... Scored 17 points against Kansas in Sweet 16... Posted 24 points and eight rebounds against Hawaii in NCAA second round. Shot 13-of-14 from the free throw line in the victory... The 13 made free throws are second most for a Terrapin in NCAA Tournament play... **2014-15:** One of the top freshmen nationally with averages of 16.2 points (seventh in Big Ten) and 3.0 assists... Shot career-high 41.2 percent from three-point range... His 568 points rank second behind Joe Smith on Maryland's freshman single-season scoring list... Finished fourth in the nation in free throws made (207).

PERSONAL NOTES

Born on Feb. 2, 1995... Full name is Romelo Delante Trimble... Has one older brother, Aaron, and one younger sister, Taylor... Major is American Studies... Came to Maryland to play for head coach Mark Turgeon... Interested in pursuing a career in sports broadcasting.



FOREIGN ASSETS



BOJAN DUBLJEVIC FORWARD


HEIGHT: 6-10
WEIGHT: 242 lbs
BIRTHDATE: October 24, 1991 in Niksic, Montenegro
ACQUIRED: 2013 NBA Draft
DRAFTED: 2013, 59th overall by Minnesota Timberwolves

NBA CAREER NOTES

Selected by the Timberwolves with the 59th overall pick in the 2013 NBA Draft.

PROFESSIONAL NOTES

2016-17 (Valencia Basket): Played with Valencia Basket in the Spanish ACB league for the fifth straight season... Led Valencia to the ACB Championship and was named the Finals MVP after averaging 13.5 points and 7.3 rebounds against Real Madrid in the championship... Averaged 12.5 points on 48.2% shooting, 5.8 rebounds and 1.6 assists per game during ACB play... Led Valencia to the championship game of the Spanish Cup, where they fell to Barcelona despite a game-high 28 points from Dubljevic... Appeared in 20 games during Eurocup play, averaging 11.9 points and 6.8 rebounds in 21.3 minutes per game... Selected to the All-Eurocup First Team and All-Spanish ACB Team



PAULAO PRESTES CENTER

HEIGHT: 6-10
WEIGHT: 265 lbs
BIRTHDATE: February 15, 1988 in Monte Aprazivel, Brazil
ACQUIRED: 2010 NBA Draft
DRAFTED: 2010, 45th overall by Minnesota Timberwolves

NBA CAREER NOTES

Selected by the Timberwolves with the 45th overall pick in the 2010 NBA Draft.

PROFESSIONAL NOTES

2016-17 (Paulistano): Played with Paulistano in the Brazilian Novo Basquete Brasil (NBB)...



LIOR ELIYAHU FORWARD


HEIGHT: 6-9
WEIGHT: 210 lbs
BIRTHDATE: September 9, 1985 in Ramat Gan, Israel
ACQUIRED: Via trade with Houston on June 26, 2012
DRAFTED: 2006, 44th overall by Orlando Magic

NBA CAREER NOTES

Acquired by the Timberwolves along with Chase Budinger in exchange for the 18th overall pick in the 2012 NBA Draft... Acquired by Houston in exchange for cash considerations in a draft-day trade with Orlando during the 2006 NBA Draft... Selected by the Magic with the 44th overall pick in the 2006 NBA Draft.

PROFESSIONAL NOTES

2016-17 (Hapoel Bank Yahav Jerusalem): Played with Hapoel Bank Yahav Jerusalem in the Israeli BSL, alongside former NBA player Amar'e Stoudemire... Averaged 9.4 points on 47.7% shooting and 4.3 rebounds in 27.4 minutes per game over 39 contests (36 starts) while leading Jerusalem to the 2017 Israeli BSL Championship... Selected to the 2017 Israeli League All-Star team... Averaged 7.0 points and 3.5 rebounds during 19 Eurocup games.



HENK NOREL FORWARD

HEIGHT: 6-11
WEIGHT: 212 lbs
BIRTHDATE: September 17, 1987 in Gorinchem, Netherlands
ACQUIRED: 2009 NBA Draft
DRAFTED: 2009, 47th overall by Minnesota Timberwolves

NBA CAREER NOTES

Selected by the Timberwolves with the 47th overall pick in the 2009 NBA Draft.

PROFESSIONAL NOTES

2016-17 (CAI Zaragoza): Played with CAI Zaragoza in the Spanish ACB league for the fifth straight season... Averaged 10.2 points and 6.1 rebounds in 23.5 minutes per game as Zaragoza went 9-23 during ACB league play... Shot 61.4% during the season and 76.4% from the free throw line.



FRONT OFFICE





FRONT OFFICE

Owner	Glen Taylor
Chief Executive Officer	Ethan Casson

BASKETBALL OPERATIONS

President of Basketball Operations/Head Coach	Tom Thibodeau
General Manager	Scott Layden
Assistant General Manager	Noah Croom
Assistant Coaches	Rick Brunson, Andy Greer, Ed Pinckney, Ryan Saunders
Shooting Coach	Peter Patton
Player Development Coaches	Vince Legarza, John Lucas III
Special Assistant to the President of Basketball Operations	Daisuke Yoshimoto
Advance Scout	Larry Greer
Coaching Associate/Video Scouting Director	Sam Newman-Beck
Assistant Video Coordinator	Wes Bohn
Video Assistant	Steve Molina
Video Associate	Kwadzo Ahelegbe, Austin Pinckney
Director of Player Personnel	Brian Pauga
Director of International Player Personnel	Zarko Durisic
Manager of Pro Scouting	Drew Nicholas
Scouts	Tim Buckley, Jim Eyen, Chris Gilmartin, Conner Henry, Brad Jones, Pete Miceal
Director of Player Programs	Kaayla Chones
Director of Basketball Administration	Emmanuel Rohan
Manager of Basketball Operations	Todd Checovich
Manager of Team Services	Rachel Saunders
Basketball Operations Analysts	Dwight Lutz, Nick Restifo
Basketball Operations Assistant	Samer Jassar
Basketball Operations Associate	Andrew Novak
Vice President of Player Health/Head Athletic Trainer	Gregg Farnam
Director of Athletic Therapy	Matthew Duhamel
Head Strength and Conditioning Coach/Assistant Athletic Trainer	Dave Crewe
Athletic Trainer/Athlete Preparation & Recovery Liaison	Armando Rivas
Assistant Athletic Trainer	Tony Pressley
Assistant Strength and Conditioning Coach	Troy Sutton
Vice President of Security	Brian Kinzig
Director of Security	Dwight Pruitt
Game Night Security	Bob Goedderz
Equipment Manager	Clayton Wilson
Assistant Equipment Manager	Cory Johnson
Custodian	Rob Burnett
Vice President, Team Medical Services	Dr. Sheldon Burns, M.D.
Orthopaedic Surgeon	Dr. Diane Dahm, M.D.

ADMINISTRATION

Chief Financial Officer	Roger Griffith
Chief Revenue Officer	Ryan Tanke
Chief Strategy Officer	Ted Johnson
General Counsel	Suzanne Spellacy
Executive Assistant	Susan Eitel
Executive Assistant	Laura Janquart
Administrative Assistant	Mary Bohmbach

ACCOUNTING/FINANCE

Vice President of Finance	Peter Stene
Manager of Financial Reporting	Ben Jahnke
Accounting Manager	Marci Schwen
Payroll Manager and Senior Accountant	J.T. Hoffman
Senior Staff Accountant	Erich Heber
Senior Payroll Specialist	Jennifer Rupp
Accounts Payable Specialist	Robert Hudalla

BASKETBALL ACADEMY

Basketball Academy Manager	Troy Pearson
Basketball Academy Manager	Steve Brown
Senior Basketball Academy Coordinator	Breanna Salley
Senior Manager of Basketball Academy Sales	Matt Bare

BOX OFFICE

Director of Ticketing	Eric Caulfield
Assistant Box Office Manager	Tony Nguyen
Senior Ticketing Specialist	Tyler Swanson
Ticketing Specialist	Louis Baheriy

BROADCAST

Director of Broadcast and Video Technologies	Erik Nelson
Radio Play-By-Play Announcer	Alan Horton
Executive Producer and Studio Host	John Focke
Production – Traffic Coordinator	Cal Soderquist
Senior Video Editor	Joe Kronenberg
Broadcast Producer – Production Manager	Noah Ferche
Videographer	Gram Krause
Broadcast Engineer	Amanda Stromquist

BUSINESS INTELLIGENCE

Vice President of Business Intelligence	Laura Meyer
Strategy and Analytics Manager	Elizabeth Boser
Data Architect- Administrator	Mark Donehoo
Data and CRM Specialist	Sam Hubble
Senior Business Analyst	Jacob Damiani

COMMUNITY RELATIONS

Vice President of Community Engagement	John Thomas
Manager of Community Relations	Kristin Edmundson
Senior Community Relations Coordinator	Chelsea Lowman
Community Relations Coordinator	Amanda Malz

CORPORATE PARTNERSHIPS

Vice President of Corporate Partnerships	Mike Welch
Director of Partnership Activation	Michael Resnick
Director of Partnership Sales	David King
Partnership Sales Manager	Jim Buffo, Max Cullen, Lainie Gentile
Partnership Activation Manager	Ally Car, Jill Heuer, Joanna Opitz
Partnership Activation Executive	Shannon Buckner, Katie Hazelbach, David Manley
Corporate Partnerships Coordinator	Josh Minton



FRONT OFFICE

CREATIVE SERVICES

Director of Creative Services	Henry Moore
Logistics Manager	John Schissel
Copywriter	Jared Hughes
Graphic Designers	Kim Gleffe, Lauren Kuznia, Maxwell Morlock, Benny Nguyen
Top Regional Photographer	David Sherman

DIGITAL MEDIA

Senior Web Developer	Sam Flood
Web Developer	Kelly Pedersen
Digital Content Manager	Kyle Ratke
Social Media Coordinator	Bridget Anderson
Email Marketing Specialist	Jena Magee

FACILITIES DEVELOPMENT

Facilities Project Manager	Brian Kimmes
Facilities Coordinator	Warren Williams
Project Development Manager	Carolyn Wardell

FAN EXPERIENCE

Vice President of Fan Engagement	Jeff Munneke
Senior Fan Experience Manager	Greg Vanderwilt

GROUP EVENTS

Director of Group Events	Kate Johnson
Group Experience Manager	Jared Hensch
Group Events Manager	Emma Hassen
Group Events Senior Account Executive	Alex Gustafson
Group Events Account Executive	Alan Branch, Samantha Cady, Steven Canter, Wil Walters

HUMAN RESOURCES

Vice President of Human Resources	Sianneh Mulbah
Human Resources Generalist	Kayla Bellows
Human Resources Coordinator	Alyssa Riles
Office Manager	Vicky Reynolds

INSIDE SALES

Manager of Inside Sales	Scott Hebert
-------------------------------	--------------

INFORMATION TECHNOLOGY

Vice President of Technology	Justin Butler
Director of Technology	Dan LaCoursiere
Information Technology Professional	Austin McDowell
Help Desk Support Specialist II	Derek Scherer

LIVE PROGRAMMING AND ENTERTAINMENT

Executive Producer	Chadwick Folkestad
Manager of Game Presentation	Chris Vanderbeek
Production Coordinator	Sheridan West
Mascot Entertainment Manager	Dave Warner
Lynx Mascot	Jack Billion
Animation and Video Feature Producer	Josh Harms, Doug Price
Dance and Entertainment Manager	Athenia Williams

MARKETING

Vice President of Marketing	Lindsay Milne
Director of Marketing	Michael Amundson
Marketing Manager	Tori Stein
Marketing Coordinator	Addie Black

MEMBERSHIP SALES

Vice President of Ticket Sales and Service	Jake Vernon
Senior Director of Sales	Ryan Davenport
Director of Membership Sales	Charlie Romans
Membership Sales Senior Account Executive	Matt Schafer
Membership Sales Account Executive	Alex Barker, McDaniel Doe, Blake Friend, Cameron Klade
Sales and Service Coordinator	Brie Lynch, Michael Misner, Ellie Revenaugh, Jory Shragg, Tom Winter

MEMBERSHIP SERVICES

Director of Membership and Premium Services	Ashley Heinlein
Membership Account Manager	Annie Eversman, Chris Palaia
Membership Services Senior Account Executive	Jim Heinmiller, Tige Hutcheson
Membership Services Account Executive	Grace Burmeister, Dan Chapman, Matt Dullea
Premium Sales Manager	Megan Skelly, Emily Pelant, Marin Powell
Premium Services Manager	Andrew McFerrin
Premium Activation Executive	Conor Noonan
	Rachel Frank

PUBLIC RELATIONS

Vice President of Communications	Brad Ruitter
Senior Manager of Public Relations	Aaron Seehusen
Communications Manager	Dan Bell
Public Relations Manager	Alex King
Senior Corporate Communications Manager	Kirsten Wenker
Statistician	Paul Swanson

LYNX BASKETBALL OPERATIONS

Lynx Head Coach	Cheryl Reeve
Lynx Assistant Coach	James Wade
Lynx Assistant Coach	Shelley Patterson
Lynx Basketball Operations Manager	Clare Duwelius

LYNX SALES AND SERVICE

Vice President of Lynx Business Operations	Carley Knox
Director of Lynx Sales and Service	Erin Henning
Sales & Service Senior Account Executive	Kyle Burns, Matt Corners, Micaela Erickson
Sales and Service Account Executive	Taylor Dosh, Whitney Fisher
Lynx Sales & Service Coordinator	Jacob Koch, Emma Sandstrom, Sam Wolfson
	Amanda Zanghi



GLEN TAYLOR
OWNER

On March 23, 1995, Glen Taylor closed the deal that made him majority owner of the Minnesota Timberwolves. He added the title of NBA owner to a list that already included international businessman, state senator, entrepreneur, philanthropist and Executive of the Year.

Glen Taylor is chairman of Mankato, Minn. based Taylor Corporation, a multinational conglomerate of marketing, communications and interactive solutions companies. As he earned his degree from Minnesota State University, Mankato, he worked part time at Carlson Wedding Service, a print shop specializing in formal invitations. After graduation he continued his career at the company, developing strategies to cut delivery time, improve service and expand offerings. Since purchasing the company in 1975, Mr. Taylor has grown the organization into one of the largest privately held companies in the United States, with more than 80 companies across the globe and over 13,000 employees. Under his vision and leadership, Taylor has emerged as one of the top three graphics communications companies in North America, providing services to more than half of the Fortune 500 companies and millions of small businesses and consumers around the world. In 2000, Mr. Taylor invested in a leading agribusiness and food company, Rembrandt Enterprises, now one of the largest egg producers in the U.S. He expanded his breadth of businesses in July of 2014 as Mr. Taylor purchased the Star Tribune newspaper, Minnesota's largest news organization, so that once again it would be owned outright by a Minnesotan. In 2016, he started another agribusiness, Prime Pork, in Windom, Minn. Mr. Taylor is an investor in Northland Securities, a full service investment bank in Minneapolis. He is also an investor in Envoy Medical, an implantable hearing therapy company. As an avid sports fan, Mr. Taylor continues to spread his involvement locally and has ownership in Minnesota's new Major League Soccer team, Minnesota United.

Taylor attended Harvard Graduate School of Business and earned his Bachelor of Science degree at Minnesota State University, Mankato. He is one of only three people to receive a Minnesota State University honorary doctorate degree.

Taylor's business savvy has been recognized by Corporate Report magazine, which honored him as its Executive of the Year (1987), and the Sales and Marketing Executives of Minneapolis/St. Paul, who awarded him with their Sales Executive of the Year Award (1999). He was also inducted into the Minnesota Hall of Fame (2002) by Twin Cities Monthly Magazine.

Taylor was elected to the Minnesota Senate in 1980, where he served until 1990. He became assistant Senate minority leader in 1982. From 1984 to 1986, he served as Senate Minority Leader. While in the Senate, Taylor was instrumental in providing leadership in the areas of higher education, child care and economic development policies.

In October of 2008, Taylor was named Chairman of the NBA's Board of Governors. He served as Chairman until late 2017.

Taylor and his family have provided financial assistance and participated in mission trips to Africa, Turkey, Egypt, China and Central America to support children.

Taylor and his wife, Becky, live in Mankato. Their children and grandchildren enjoy attending many of the Timberwolves games.

LIMITED PARTNERS

R. WYNN KEARNEY, JR. - Kearney is a retired orthopedic surgeon who resides in Mankato, Minnesota, his hometown.

JOHN JIANG - Founder and chairman of Shanghai Double-Edged Sports Company in China.

MEYER ORBACH - Chairman and Owner of The Orbach Group and Orbach Affordable Housing Solutions, real estate companies in New York City.

TERI E. POPP - President of Minnesota Military Family Tribute and retired attorney residing in Orono, Minnesota.

WILLIAM J. (BILL) POPP - Owner/President of POPP Communications, Golden Valley, Minnesota. A native of Minneapolis, Popp resides in Orono, Minnesota.

FLIP SAUNDERS FAMILY

JOYCE SEXTON - President of Sexton Family Foundation. Sexton resides in Las Vegas, Nevada.

WILLIAM SEXTON - Retired President/Owner of Old Northwest Company. Sexton resides in Las Vegas, Nevada.



ETHAN CASSON
CHIEF EXECUTIVE OFFICER

Ethan Casson is entering his second season as the Chief Executive Officer for the Minnesota Timberwolves and Lynx. Prior to his current role, he served as the Chief Operating Officer for the San Francisco 49ers of the National Football League.

As the CEO, Casson oversees the business operations for the Timberwolves and Lynx, working closely with the executive team on setting the organization's strategy. During his first year, Casson implemented several initiatives as part of an aggressive rebuild of the organization. Under his direction, Casson led a brand overhaul that included the launch of a new logo and court, the unveiling of team uniforms, and the introduction of a new marketing campaign. In an effort to re-establish Target Center's resurgence in downtown Minneapolis, Casson supported the completion of the building's \$140 million renovation, the first major facelift in the venue's 27-year history. In the interest of amplifying the franchise's growing popularity, Casson worked with the NBA to secure the Timberwolves as a participant in the 2017 NBA Global Games in China, playing against the defending NBA Champion Golden State Warriors. Additionally, the franchise purchased the NBA's G-League team from Des Moines, now the Iowa Wolves, expanding the organization's footprint throughout the Upper Midwest. And locally, Casson partnered with the WNBA in bringing the 2018 WNBA All-Star Game to the Twin Cities, where the Minnesota Lynx will play host.

Casson spent six seasons with the San Francisco 49ers, initially as the team's Vice President of Corporate Sales. He was promoted to Chief Revenue Officer in 2014 and Chief Operating Officer in 2016. Casson led a team focused on generating corporate revenue associated with the 49ers' new stadium project. He spearheaded the organization's effort in securing a 20-year, \$220 million naming rights partnership with Levi Strauss & Co., one of the largest naming rights deals in NFL history. Under Casson's direction, the first two seasons at Levi's Stadium saw record-breaking revenue growth in several areas of the 49ers business, inclusive of ticket and premium sales and corporate partnerships. In addition, Casson helped procure some of the most prominent events in sports and entertainment, including Super Bowl 50, WrestleMania 31, the NHL Outdoor Stadium Series, Pac-12 Championship Football and various music headliners.

Prior to the 49ers, Casson worked for 11 years with the Timberwolves and Lynx. As Senior Vice President of Corporate Partnerships and Game Presentation, Casson established many long-term partnerships with key Twin Cities brands while working to enhance the overall in-arena fan experience. Before his tenure with the organization, Casson served in sponsorship development at ESPN.

Casson has garnered industry-wide recognition for his accomplishments throughout his career, including most recently being named to the Twin Cities Business list of "100 People to Know" in 2016. He was honored as a member of Sports Business Journal's Forty Under 40 class of 2014 and Minneapolis/St. Paul Business Journal's Forty Under 40 class of 2008.

Casson earned a Bachelor of Science in sports management from Colby-Sawyer College in New London, New Hampshire. A standout college basketball player, he was inducted into the New England Basketball Hall of Fame in July 2013 and the Colby-Sawyer College Athletic Hall of Fame in October 2015. Casson served on the Board of Directors for the Make-A-Wish Foundation Greater Bay Area and was previously a board member for the Make-A-Wish Foundation Minnesota during his first stint with the franchise. He currently serves on the Board of Directors for the Timberwolves and Lynx Fastbreak Foundation, the Board of Directors for YMCA of the Greater Twin Cities, and the Advisory Board for Positive Coaching Alliance. He is also actively involved in Big Brothers Big Sisters. Casson and his wife, Lisa, reside in Minneapolis.



TOM THIBODEAU
PRESIDENT OF BASKETBALL OPERATIONS AND HEAD COACH

Tom Thibodeau (pronounced Thib-uh-DOE) was named the President of Basketball Operations and Head Coach of the Timberwolves on April 20, 2016, becoming the 12th head coach in franchise history. Thibodeau, returned to the franchise 25 years after he began his career in the NBA as an assistant for the expansion Timberwolves in 1989.

This past offseason, Thibodeau significantly upgraded the team's roster by acquiring three-time All-Star Jimmy Butler in a draft-day trade and signing veterans Taj Gibson, Jeff Teague and Jamal Crawford.

While establishing a style of play under Thibodeau during his first season, the Timberwolves set franchise records in field goal accuracy (46.7%) and free throw accuracy (79.9%) and had their second-most points per game ever (105.6 ppg). The team also set franchise highs for Effective FG Percentage (51.1%) and True Shooting Percentage (55.5%), as well as three-pointers made (601), resulting in an offensive efficiency (108.1) that was 10th in the NBA. Additionally, the Timberwolves' young core all realized significant increases in scoring efficiency: Karl-Anthony Towns from 18.3 to 25.1, Andrew Wiggins from 20.7 to 23.6 and Zach LaVine from 14.0 to 18.9. The Wolves also ranked fifth in the NBA in total rebounding percentage (.516) and third in offensive rebounding percentage (.272).

A veteran of 26 seasons along the NBA sidelines, Thibodeau's teams have advanced to the postseason in 18 seasons, including three trips to the NBA Finals (1999, 2008, 2010) and winning an NBA Championship in 2008. Before returning to Minnesota, Thibodeau served as the head coach of the Chicago Bulls from 2010-15. In five seasons with the Bulls, his teams compiled 255-139 win-loss record during the regular season, won two Central Division titles, and participated in five consecutive NBA Playoffs. Known as an elite defensive mind, Thibodeau's teams have ranked in the top two in the league in defensive field goal percentage in nine of his last 12 seasons. He is one of two coaches in NBA history (Steve Kerr) to win the most games in the league each of his first two seasons. His .647 career regular season winning percentage ranks seventh in NBA history (minimum 200 games).

In 2010-11, his first season as head coach, Thibodeau guided the Bulls to the Eastern Conference Finals, the team's first appearance in the Conference Finals since the 1997-98 season. The Bulls also won the Central Division title, en route to the franchise's sixth 60-win season in team history with a league-best record of 62-20 (.756). The 62 wins in 2010-11 broke Phil Jackson's franchise mark (55 in 1989-90) for most wins by a first-year Bulls head coach, he became just the third coach (along with Paul Westphal and Bill Russell) in NBA history to win 60 or more games in his first year as a head coach, and his 62 victories tied Westphal for most wins by a first-year head coach in league history. Additionally, he was named the 2010-11 NBA Coach of the Year.

In year two with the Bulls, Chicago posted a league-best record of 50-16 (.758), including a league-best road record of 24-9 (.727), en route to a second consecutive Central Division crown and the NBA Playoffs. Thibodeau broke the NBA record for reaching the 100-win plateau the fastest by winning his 100th game in his 130th contest as a head coach (03/19/12). Under Thibodeau's leadership during the 2011-12 season, the Bulls set franchise records for Fewest PPG (88.2), Opp FG% (.421) and Rebound Margin (+6.7). He directed the Eastern Conference All-Stars at the 2012 All-Star Game in Orlando, Fla., and finished as runner-up for the 2011-12 NBA Coach of the Year.

During Thibodeau's five-year tenure in Chicago, the Bulls finished with five consecutive winning seasons on the road (a franchise record). Additionally, the Chicago Bulls had an 86 consecutive game streak without losing two games in a row (the second longest streak of its kind in NBA History). In his five seasons with Chicago, the Bulls' defense ranked in the top three in both points allowed and defensive field goal percentage four times, including allowing a franchise-low 88.2 points per game in 2011-12 (the fewest points allowed in the NBA since 2004). In the summer of 2013, he was named to Mike Krzyzewski's staff as an assistant coach for the USA Basketball Men's National Team. As a member of the 2014-16 USA Basketball Men's National Team coach staff, Thibodeau assisted the USA to a 9-0 record and a gold medal finish at the 2014 FIBA World Cup in Spain. Prior to winning the World title, he helped the 2014 USA National Team compile a 4-0 record during its exhibition tour. In 2016, Team USA stayed undefeated with a 5-0 exhibition record and 8-0 Olympic record on their way to a third consecutive gold medal in Rio de Janeiro.

Before joining the Bulls, Thibodeau served as associate head coach of the Boston Celtics from 2007-10, a stretch that saw the Celtics reach the NBA Finals twice and win the 2008 NBA Championship. In 2007-08, his first year with the Celtics, Boston held its opponents to 90.3 PPG (a then franchise record), an improvement of 8.9 PPG from the previous season, and limited its foes to an NBA-low .419 field goal percentage (a franchise record), down from .468 the year before. During Boston's 2008 playoff run that culminated in the franchise's NBA-record 17th world championship, the Celtics held the Los Angeles Lakers to 93.8 PPG and .441 field-goal percentage in the NBA Finals (L.A. averaged 102.4 PPG and shot .468 from the field in the 2008 Playoffs).

Thibodeau began his NBA career as an assistant coach under Bill Musselman with the Timberwolves from 1989-91, while also serving as an assistant coach with the San Antonio Spurs (1992-94), Philadelphia 76ers (1994-96), New York Knicks (1996-2003) and Houston Rockets (2003-07). He also spent the 1991-92 season as an advance scout for the Seattle SuperSonics. Before joining the NBA's coaching ranks, Thibodeau coached at Salem State University (1981-85) and Harvard University (1985-89).

Thibodeau, 59, was born in New Britain, Conn., on Jan. 17, 1958. He holds bachelor's and master's degrees in Counseling from Salem State University (Salem, Mass.), where he was a four-year letter winner in basketball. Thibodeau was team captain his senior season, and a member of back-to-back MASCAC Conference Champion squads in 1980 and 1981 (the first two basketball teams in school history to qualify for the Division III NCAA Tournament). He was inducted into the New Britain Sports Hall of Fame in 1998.

THIBODEAU'S NBA HEAD COACHING RECORD

Season	Team	W	L	Pct.	W	L	Pct.	Playoff Result
2010-11*	Chicago	62	20	.756	9	7	.563	Reached Eastern Conference Finals
2011-12	Chicago	50	16	.758	2	4	.333	Reached Eastern Conference First Round
2012-13	Chicago	45	37	.549	5	7	.417	Reached Eastern Conference Semifinals
2013-14	Chicago	48	34	.585	1	4	.200	Reached Eastern Conference First Round
2014-15	Chicago	50	32	.610	6	6	.500	Reached Eastern Conference Semifinals
2016-17	Minnesota	31	51	.378				
Totals	6 Seasons	286	190	.601	23	28	.451	

AWARDS

2010-11 NBA Coach of the Year
2010-11 Eastern Conference Coach of the Month (January)
2010-11 Eastern Conference Coach of the Month (March)
2010-11 Eastern Conference Coach of the Month (April)
2011-12 Eastern Conference Coach of the Month (January)
2011-12 Eastern Conference Coach of the Month (March)
2012-13 Eastern Conference Coach of the Month (January)



SCOTT LAYDEN
GENERAL MANAGER

Scott Layden is entering his second season with the Timberwolves as General Manager, joining alongside President of Basketball Operations and Head Coach Tom Thibodeau on April 26, 2016. In his role, Layden will collaborate with Thibodeau in the evaluation and acquisition of players and in the overall management of all basketball operations for the Wolves.

Layden has more than 30 years of experience in the NBA, including spending four seasons prior to joining Minnesota as assistant general manager of the San Antonio Spurs under R.C. Buford and Gregg Popovich. During Layden's time in San Antonio, the Spurs reached two NBA Finals, including winning the 2014 NBA Championship. Before joining the Spurs, Layden spent seven seasons with the Utah Jazz as an assistant coach under Jerry Sloan, his second stint with the Jazz.

He began his professional career in 1980, serving as an assistant coach at Fairleigh Dickinson University before making the move to the NBA as an administrative assistant and scout with the Jazz in 1981. In 1982 he was elevated to assistant coach under his father, Frank Layden, a position he held until being named director of player personnel in 1989. He was promoted to director of basketball operations in 1992 and vice president in 1996.

From 1992-99, Layden was primarily responsible for all player personnel, draft and trade decisions. The Jazz recorded five straight 50+ win seasons (including three 60+ win campaigns), two Midwest Division titles (1996-97 and 1997-98) and back-to-back Western Conference Championships in 1997 and 1998. He finished as runner up (to the Lakers' Jerry West) for The Sporting News NBA Executive of the Year award in 1994-95, a season in which the Jazz went 60-22.

In the summer of 1999, Layden was named general manager of the New York Knicks before being promoted to team president a year-and-a-half later. In his four-plus seasons in New York, the Knicks made the playoffs twice, advancing to the Eastern Conference Finals in 2000.

Before re-joining the Jazz in 2005, he worked with NBA TV for part of the 2003-04 and entirety of 2004-05 NBA seasons.

An upstate New York prep standout, Layden went on to play collegiately for St. Francis University, where he was a four-year letterman and captained the team in his senior year of 1979-80. He graduated with a degree in business management.

Layden has led camps in Israel in conjunction with PeacePlayers International, a program that uses basketball to teach children proven tactics for improving their communities. He has also worked basketball camps for both the NBA and Adidas in China, Brazil and Europe.

Layden and his wife, Marsha, have four daughters: Sarah, Hannah, Mary Frances and Emma Grace.



RICK BRUNSON
ASSISTANT COACH

Rick Brunson is entering his second season on the Timberwolves' bench as an assistant coach and his fourth season coaching under Coach Thibodeau. Brunson got his start in the NBA coaching ranks as an assistant with the Denver Nuggets in 2007 before making stops in Chicago (2010-12) and Charlotte (2012-13).

Brunson is a nine-year NBA veteran, playing from 1997-2006, including playing under Thibodeau, who was an assistant coach in both New York (1998-2001) and Houston (2005-06). Brunson was a member of the 1999 Eastern Conference Champion New York Knicks, who eventually lost to the San Antonio Spurs in the NBA Finals. In his career, Brunson made the playoffs in five of his nine seasons. Before joining the NBA coaching ranks, Brunson was an assistant coach at the University of Hartford in 2009-10 and spent two seasons as Director of Basketball Operations at the University of Virginia (2007-09).

Brunson, a native of Syracuse, New York, played collegiately at Temple University under Hall of Fame head coach John Chaney. In his four years at Temple (1991-95), Brunson led the Owls to four NCAA tournaments, highlighted by an Elite Eight appearance in 1993. In 2011 he was inducted into both the Temple University Athletic Hall of Fame as well as the Philadelphia Big 5 Hall of Fame.



ANDY GREER
ASSISTANT COACH

Andy Greer is in his second season on the Timberwolves' bench as an assistant coach. Before joining Minnesota, he served as an assistant with the Toronto Raptors in 2015-16 after spending five seasons as an assistant with the Chicago Bulls on Tom Thibodeau's staff. During his time in Chicago, the club posted a .647 (255-139) regular-season winning percentage and ranked in the top 10 each season for opponent scoring average and opponent field goal percentage.

Greer's NBA coaching resume also includes assistant positions with the Memphis Grizzlies (2007-09), Houston Rockets (2003-07) and New York Knicks (2001-03).

Before joining the NBA coaching fraternity, Greer coached at the collegiate level for nearly two decades. He spent four years at Northern Illinois University, where he logged three-and-a-half seasons as an assistant coach and a half-season as the team's interim head coach, and four years as the head coach at the United States Merchant Marine Academy. Greer also coached collegiately at Mansfield University, Brandeis University, Boston University and the University of Southern California. He received his first coaching job as an assistant coach at Genesee Community College in 1983.

Greer holds a bachelor's degree in physical education from SUNY Brockport and a master's degree in education from Mansfield University. His brother, Larry, is currently the team's advance scout.



RYAN SAUNDERS
ASSISTANT COACH

Ryan Saunders is entering his fourth season with the Timberwolves and ninth season as an assistant coach in the NBA.

Before joining Minnesota's staff, Saunders spent five seasons as an assistant coach with the Washington Wizards, where he worked on the development of four-time All-Star John Wall, among others. Saunders also played a key role in game preparation for upcoming opponents, creating extensive scouting reports and statistical analysis. Before making the jump to the NBA, he worked on Tubby Smith's staff at the University of Minnesota.

Saunders has served for the past three seasons as the head coach for Minnesota's Las Vegas Summer League entry, including the team's runner-up finish in 2016. He also participated in the first Basketball Without Borders Europe Camp, which was held in Lohja, Finland in 2016.

A University of Minnesota graduate, Saunders played four seasons at Minnesota where he was a two-time captain, four-time scholar athlete award winner and 2006 Big Ten All-Academic selection. He earned his bachelor's degree in sport management and is currently pursuing his master's degree in applied kinesiology.

Saunders brings an analytical background to Minnesota's coaching staff in addition to his player development back-ground. He is the co-founder of Gametime Concepts, which focuses on in-game analysis and statistical probabilities and is used by many NBA and NCAA teams.

Saunders is the son of Debbie and Flip Saunders, a 17-year NBA coaching veteran and the all-time winningest coach in Timberwolves franchise history. He married his wife, Hayley, in the summer of 2017.



ED PINCKNEY
ASSISTANT COACH

Ed Pinckney begins his second season as an assistant coach with the Timberwolves, his second stint in Minnesota after serving as an assistant coach from 2007-09. Pinckney coached for five seasons with the Chicago Bulls as an assistant coach on Tom Thibodeau's staff from 2010-15.

Pinckney also served as Head Coach of the Egyptian National Team and Assistant Coach for the Ukrainian National Team under Mike Fratello in 2011. Prior to joining Chicago's staff, he was a television analyst for the Philadelphia 76ers during the 2009-10 season. He also spent four seasons as an assistant coach at his alma mater, Villanova University, from 2003-07.

Before joining the NBA coaching ranks, he served as a member of the Miami Heat broadcasting team, where he provided color commentary for TV and radio, as well as serving as a college scout under Pat Riley and Randy Pfund after his retirement from basketball in 1997.

Pinckney was selected with the 10th overall pick in the 1985 NBA Draft by the Phoenix Suns. He spent 12 seasons in the NBA, playing for Phoenix, Sacramento, Boston, Milwaukee, Toronto, Philadelphia and Miami. He is one of the greatest players in Villanova history, as he helped lead the Wildcats to the 1985 NCAA National Championship in an epic thriller over Georgetown. He was named the Most Outstanding Player of the Final Four for his efforts in the 1985 NCAA Tournament.

Ed and his wife Rose, have three sons, Shae, Spencer, and Austin and a daughter, Andrea.



VINCE LEGARZA
PLAYER DEVELOPMENT COACH

Vince Legarza is entering his third season with the Timberwolves and second as Player Development Coach. Legarza initially joined the organization as Player Development Assistant/Player Development Video Coordinator prior to the 2015-16 season. Before coming to Minnesota, he spent two seasons in the Atlanta Hawks' Basketball Operations/Player Development departments.

Legarza has also served as an assistant coach for the Dominican Republic National Team under Brooklyn head coach Kenny Atkinson in the summer of 2015.

Before joining the NBA ranks, Legarza spent five years playing at Miami University, including serving as Captain of the squad for three seasons. During his collegiate career Legarza was awarded the team's Marshall North Award twice, an honor which is given to the player that best exemplifies the virtue of loyalty and whose personal sacrifice of time, effort and energy contribute materially to the advancement of the team. As well as the Darrel Hedric Athlete of the year award in 2013. Legarza earned his bachelor's degree from Miami University in International Business and minor in Entrepreneurship as well as a minor in "Management and Leadership."

A San Francisco native, Legarza is the son of Mike, a member of the California Sports Hall of Fame for his time spent as a coach, and Kim Legarza. He has two sisters: Alexis and Isabella.



JOHN LUCAS III
PLAYER DEVELOPMENT COACH

John Lucas III is entering his first season as Player Development Coach with Minnesota.

Lucas joins the staff after a nine-year NBA career with stops in Chicago, Detroit, Houston, Minnesota, Oklahoma City, Toronto and Utah. He appeared in 242 games over his career and averaged 4.7 points and 1.5 assists in 12.1 minutes per game. Lucas played under Coach Thibodeau for two seasons in both Chicago (2010-12) and Houston (2005-07), where Thibodeau served as an assistant coach, and last season in Minnesota (2016-17).

A Washington, D.C. native, Lucas earned his bachelor's degree from Oklahoma State where he played two seasons, including connecting on a game-winning shot with seconds remaining to send the team to the 2004 NCAA Final Four.

Lucas is the son of John Lucas Jr., who was the first overall pick in the 1976 draft and played 14 seasons in the NBA before becoming a coach. He is currently a Player Development Coach for the Houston Rockets.



PETER PATTON
SHOOTING COACH

Peter Patton is entering his second season with the Timberwolves as Shooting Coach.

Patton has been teaching basketball for over 20 years, including learning the craft of shooting under San Antonio Spurs Assistant Coach Chip Engelland. A four-year graduate at DePaul, Patton never missed a game in college and set the DePaul single-season three-point percentage record as a junior (54.1%), a mark that still stands. He is also in the top ten in DePaul history for both steals and career three pointers made, as well as 11th in assists.

Patton attributes his shooting prowess to Engelland, who mentored him during his career at DePaul as well as his professional career in the CBA, IBA, and Europe. Patton began working as a coach for summer camps and clinics at 19, eventually moving on to a career in player development and serving as President of PureForm Basketball, a skills academy with a specialty in player development, since 2005.

Peter and his wife, Stacey, have three sons: Luke, Nick and CJ.



DAISUKE YOSHIMOTO
SPECIAL ASSISTANT TO THE PRESIDENT OF BASKETBALL OPERATIONS

Daisuke "Dice" Yoshimoto is entering his second season with the Timberwolves and sixth working under President of Basketball Operations/Head Coach Tom Thibodeau.

Before joining Minnesota, Yoshimoto was Video Coordinator with the Denver Nuggets for the 2015-16 season. Prior to joining the Nuggets, Yoshimoto spent four seasons in Chicago as Video Coordinator under Thibodeau. Before starting his NBA career, Yoshimoto served as the Video Coordinator for the Ukraine National Team under the direction of Head Coach Mike Fratello.

Yoshimoto received his bachelor's degree from Johnson & Wales University in Sports Management. While at Johnson & Wales, Yoshimoto played basketball during his junior and senior seasons, including winning the conference title and earning a bid to the NCAA tournament for the first time in school history as a junior. He later received his master's degree from Fordham University in Education.

A native of Osaka, Japan, Yoshimoto and his wife, Maiko, live in Minneapolis.



LARRY GREER
ADVANCE SCOUT

Larry Greer is entering his first season as advance scout for the Timberwolves and his ninth season as an advance scout in the NBA. In his role, Greer coordinates all aspects of the team's advance scouting and prepares detailed scouting reports on all NBA teams.

Greer began his NBA career in Houston, serving as an advance scout for two seasons under Jeff Van Gundy (2005-07). Greer worked for Portland from 2007-12, serving as an advance scout for five seasons before working as an assistant coach on Nate McMillan's staff during the 2011-12 season. Most recently, Greer worked as an advance scout in Oklahoma City for the past two seasons.

Greer's coaching background also involves 17 seasons as a collegiate assistant coach with stops at Arizona State University (2012-15), Boston University (1994-2003), Brandeis University (1989-92) and Wright State University (2003-05).

Greer received his bachelor's degree from Northeastern University in Boston, Mass. He and his wife, Emily, reside in Ohio and have three children: Darcy, Ashley and Joey.



SAM NEWMAN-BECK
COACHING ASSOCIATE/VIDEO SCOUTING DIRECTOR

Sam Newman-Beck is entering his eighth season with the Minnesota Timberwolves, ninth overall in the NBA and his first as Coaching Associate/Video Scouting Director. In his role, Newman-Beck will work primarily with Coach Thibodeau, providing him with offensive/defensive specialty gameplan video edits. He will also create opponent personnel reports and oversee the video scouting department as a whole, as well as assisting on court in practice and with player development.

Prior to joining the Wolves, Newman-Beck worked alongside Coach Thibodeau with the Boston Celtics where he served as a video intern during their NBA Finals run in 2009-10. With the Celtics, Newman-Beck was responsible for breaking down opponent video, assisting on court with individual workouts and overseeing the team's college video database.

Newman-Beck played basketball collegiately at Emerson College in Boston, Massachusetts where he graduated and received a B.S. in Broadcast Journalism. As a senior, he was named to the National Association of Basketball Coaches (NABC) Honors Court, which recognizes student-athletes who excelled in academics. Newman-Beck, is also the President and Founder of "Hoops and Hope: Honoring Medford's Youth", which is a charity event to raise money for local youth in his hometown of West Medford, Massachusetts. He currently resides in St. Louis Park.



NOAH CROOM
ASSISTANT GENERAL MANAGER

Noah Croom is entering his second season with the Timberwolves as Assistant General Manager after serving as Vice President, General Counsel of Goodwin Sports Management (GSM) from 2002-16. Noah is known for his expertise in interpreting the NBA's Collective Bargaining Agreement and salary cap.

Prior to joining GSM, Noah held positions at a prestigious law firm, the National Basketball Association (NBA) and the Vancouver Grizzlies. He spent three years with New York City based Latham & Watkins as a corporate associate specializing in public offerings of debt, equity securities, mergers and acquisitions. During his time with the NBA, Noah was involved in negotiating the Collective Bargaining Agreement with the NBA Players Association, assisting teams in interpreting the Collective Bargaining Agreement and drafting international television agreements as well as special agreements for events such as the NBA All-Star Game and NBA Draft.

Noah left the NBA to join the Vancouver Grizzlies during their inaugural season as Assistant General Manager and Legal Counsel. With the Grizzlies, Noah negotiated all player and coach contracts and represented the team in its negotiations with the NBA league office. Noah has also advised both the San Antonio Spurs and Denver Nuggets in connection with various player-related matters.

Noah graduated from Stanford University in Palo Alto, CA with a degree in Economics in 1987 and received his law degree from the University of Virginia in 1990.

Croom and his wife, Susan, have three kids: Jackson, Tucker and MacKenzie.



ZARKO DURISIC
DIRECTOR OF INTERNATIONAL PLAYER PERSONNEL

Zarko Durisic enters his 22nd season with the Timberwolves organization where he oversees the team's international player personnel and scouting efforts. He previously held positions with the Wolves as Head Scout, Director of College and International Player Personnel and Director of Player Personnel.

A native of Montenegro (part of the former Yugoslavia), Durisic played for the national teams of Yugoslavia at all levels (cadets, juniors and seniors). He came to the United States in 1980 and attended Wichita State University where he played with former NBA players Xavier McDaniel, Cliff Livingston and Antoine Carr. Durisic was a member of two NCAA tournament qualifiers. After graduation from Wichita State in 1984 with a degree in computer science, Durisic played professionally for 11 seasons in Slovenia, where his teams won six Slovenian national titles.

Following his playing career, Durisic coached in Slovenia where he won one national title. His 1995-96 squad included future NBA players Rasho Nesterovic and Vladimir Stepania. Durisic and his wife, Tatjana, have two daughters: Jelena and Aleksandra.



BRIAN PAUGA
DIRECTOR OF PLAYER PERSONNEL

Brian Pauga is entering his second season with the Timberwolves as Director of Player Personnel.

Before coming to Minnesota, Pauga spent nine seasons with the San Antonio Spurs, including most recently acting as Director of Scouting/General Manager of the Austin Spurs. He was promoted to Director of Scouting in 2012, a position he held during the Spurs NBA Finals runs in both 2013 and 2014, culminating in the 2014 NBA Championship. In 2013 Pauga added General Manager of the Austin Spurs (San Antonio's NBA Development League team) to his responsibilities. Under his guidance, Austin won back-to-back division championships in 2014-15 and 2015-16.

Pauga began his career with the Spurs as Basketball Operations Intern in 2007 before becoming full-time during the summer of 2008 as the Basketball Operations Assistant. Before joining the Spurs, he worked as a student manager with the Michigan State men's basketball team from 2003-07, including the Spartan's 2005 Final Four team. A native of Willowbrook, Illinois, he earned his degree in business management from Michigan State.

Pauga and his wife, Amanda, reside in Minneapolis with their daughter, Harper.



KAAYLA CHONES
DIRECTOR OF PLAYER PROGRAMS

Kaayla Chones enters her fifth season with the Timberwolves and third as Director of Player Programs. In her role, she also assists the players with personal, professional and social development and help new players and their families with relocation and integration into the community. She handles the day-to-day activities of the basketball department, including serving as a liaison between the business department and basketball operations, and carrying out NBA initiatives.

Chones, the daughter of former NBA player Jim Chones, spent three seasons (2004-06) in the WNBA, playing for the Washington Mystics and Seattle Storm. Chones, who retired in 2013, spent eight years playing professionally overseas in six different countries, including the 2012-13 season in Israel where she won a league championship with Elitzur Ramla.

During the summer, Chones served as the Director of Programs for The Chones Camps for 11 years (2002-13). The program offered basketball camps and literacy programs with the county libraries to children all over northeast Ohio.

A native of Pepper Pike, Ohio, Chones played college basketball at North Carolina State from 1999-2004 and was a First Team All-ACC selection as a senior.



GREGG FARNAM
VICE PRESIDENT OF PLAYER HEALTH/HEAD ATHLETIC TRAINER

Gregg Farnam joined the Timberwolves prior to the 1997-98 season before being named the Head Athletic Trainer in September 2000.

Farnam began working as an Athletic Trainer with USA Basketball in 2001 for the gold-medal-winning United States men's basketball team at the Goodwill Games in Brisbane, Australia. He has worked with the United States Men's U19 team that won a silver medal at the 2007 FIBA World Championships in Nova Sad, Serbia and the Team USA that won gold in the 2014 FIBA Basketball World Cup. This summer, Farnam will be traveling to Brazil with Team USA during the 2016 Rio Summer Olympics. He has also worked with the U.S. Select Team in 2010 and 2012, as well as the National Team Mini Camp in Las Vegas during the summers of 2013 and 2015. Additionally, he provided medical coverage for the women's volleyball team at the Olympic Training Center in Colorado Springs, Colo., in July 2003.

Farnam has also traveled to New Delhi (2008) and Singapore (2010) as the Athletic Trainer for the NBA's Basketball Without Borders (BWB) Asia. BWB is designed to work with local players to promote the game and encourage positive social change in the areas of education, health and wellness, with an emphasis on HIV/AIDS awareness and prevention.

Farnam is a past chairman of the National Basketball Athletic Trainers Association (NBATA) and has also served on the NBATA Executive Committee as Secretary and Western Conference Head Athletic Trainer Representative. He is a certified member of the National Trainers Association, the National Strength and Conditioning Association and the National Academy of Sports Medicine.

A native of Pine River, Minnesota, Farnam originally became interested in athletic training while pursuing his bachelor's degree in physical education from St. Cloud State University. He furthered his education with a master's degree in exercise science and health promotions from California University of Pennsylvania.

Farnam and his wife, Tiffany, live in Rogers, Minn. along with their sons, Nolan and Maximilian, and daughters, Mae, Ella, Clare and Philomena.



CLAYTON WILSON
EQUIPMENT MANAGER

Clayton Wilson enters his 29th season associated with the Minnesota Timberwolves, and his 26th as the team's Equipment Manager. Wilson started with the organization working game nights for the Wolves during the team's inaugural 1989-90 season at the Metrodome, before becoming the equipment manager during the 1992-93 campaign.

In his role, Wilson's duties include managing all of the team's equipment and uniform-related matters, both at home and on the road; and setting up team practices on the road.

Wilson brings over 45 seasons of sports experience to the position, having started his career in professional sports with Major League Baseball's Minnesota Twins as a bat boy. During this time, he was on the field as the Twins captured their two World Series Championships (1987 and 1991). In 2010, Wilson was invited to dust off his bat boy uniform and return to the diamond for the Twins Old Timer's game as part of the team's 50th Anniversary Season celebration. In addition, Wilson claims to have the best record of any bat boy in Twins franchise history.

Wilson and his wife, Amanda, and their children, Jack and Anna, live in Plymouth, Minn.



MATT DUHAMEL
DIRECTOR OF ATHLETIC THERAPY

Matt Duhamel is in his second season with the Timberwolves as Director of Athletic Therapy. In his role, Duhamel is responsible for daily evaluation, treatment, and rehabilitation of players.

Duhamel joins the Timberwolves after spending three seasons as Assistant Athletic Trainer/Physical Therapist for the Minnesota Vikings. Before becoming full-time with the Vikings in 2013, Duhamel served as a seasonal Assistant Athletic Trainer for the team beginning in 2010. During the off-season, Duhamel worked in the Twin Cities as an Outpatient Physical Therapist with NovaCare Rehabilitation from 2010-12 while assisting the Vikings in-season. His experience also includes spending the 2006 season with the New England Patriots and working with the team during the off-seasons of 2005 and 2010 as an athletic training intern and physical therapy clinical student.

A member of the National Athletic Trainer's Association and the American Physical Therapy Association, Duhamel earned his undergraduate degree in athletic training at Northeastern University where he worked with the football and men's basketball teams. He went on to earn his doctorate of physical therapy from Boston University in 2010. Duhamel is certified by the American Board of Physical Therapy Specialties as a Sports Clinical Specialist.

A native of Lawrence, MA, Duhamel resides in Richfield, MN with his wife, Jamie, and their son, Colin.



ARMANDO RIVAS
ATHLETIC TRAINER/ATHLETE PREPARATION & RECOVERY LIAISON

Armando Rivas begins his first season with the Timberwolves as Athletic Trainer/Athlete Preparation & Recovery Liaison.

Rivas began his career in the NBA in 2014 as the Assistant Athletic Trainer with the Chicago Bulls. Before joining the NBA, Rivas worked as the Los Angeles Galaxy's Director of Sports Medicine/Head Athletic Trainer from 2008-14. He handled the care of three championship teams while with the Galaxy (2011, 2012, 2014) as well as overseeing the USL Galaxy 2 and academy medical care.

A native of Yucaipa, California, Rivas spent seven years with the Los Angeles Angels of Anaheim minor league system. He was also hired by UCLA where he spent the 2000-01 season working with the men's soccer and baseball team.

Rivas began his career in athletic training in 1997 as a student athletic trainer with Cal State-Fullerton. Rivas graduated from Cal State-Fullerton in 2000 with a Bachelor's Degree in Kinesiology, emphasis in athletic training. In 2004, he earned his Master's Degree in Kinesiology with an emphasis in Exercise Physiology from Cal Poly Pomona.



TONY PRESSLEY
ASSISTANT ATHLETIC TRAINER

Tony Pressley begins his first season with the Timberwolves as Assistant Athletic Trainer.

Before joining the Timberwolves, Pressley worked as a Seasonal Athletic Training Intern for the Chicago Bears. Prior to that, he worked as a Graduate Assistant Athletic Trainer for the University of Arkansas, where he primarily worked with the football program and assisted the men's basketball program. He was a Summer Athletic Training Intern for the New England Patriots in 2014. As an Athletic Training Student at the University of Toledo, he worked with the football, men's basketball, and women's swim and dive teams.

Pressley received his Bachelor of Science in Athletic Training from the University of Toledo before earning his Master of Education in Sports Management at the University of Arkansas.



DAVE CREWE
HEAD STRENGTH AND CONDITIONING COACH/ASST. ATHLETIC TRAINER

Dave Crewe is entering his eighth season with the team, second as Head Strength and Conditioning Coach/Assistant Athletic Trainer. Prior to his promotion, Crewe held various positions in the team's strength and conditioning and athletic training departments. In his current role, Crewe oversees the development and implementation of the team's strength and conditioning programs, as well as assists in the daily treatment and individual player rehabilitation. Additionally, Crewe oversees all medical responsibilities associated with the team's summer league entry and pre-draft workouts.

Crewe recently served on the board of the National Basketball Athletic Trainers' Association as a Western Conference Assistant Athletic Trainer Representative. The two-year Executive Board position focused on providing education and conducting basketball-related sports medicine research to benefit NBA athletes, the NBATA and their communities. Crewe also served on the communications committee for the National Basketball Strength and Conditioning Association. The committee assisted in the management of the NBSCA website, Social Media Platforms and Con-Ed Conference Marketing, which provides an avenue for aspiring performance coaches to reach out to the 'pros' and ask questions/debate items relating to the profession. In addition, Crewe contributed to research and development for NBA 2K17.

Crewe was recently nominated and named 2016-17 David Craig NBA Assistant Athletic Trainer of the Year. Each year a NBA assistant athletic trainer is chosen by his peers to be recognized because of his record of outstanding service to the NBA, the NBATA and his community. The award is named after David Craig, long-time Indiana Pacers' head athletic trainer and was initially awarded after the 2010-11 season.

Prior to his time with the Timberwolves, Crewe spent three years with the NFL's Kansas City Chiefs, working in the team's athletic training department.

Crewe received his bachelor's degree in Exercise Sports Science - Athletic Training in 2008 from the University of Wisconsin-La Crosse. The Twin Lakes, Wisconsin, native obtained his masters degree in Rehabilitative Sciences from California University of Pennsylvania.



DR. DIANE DAHM, M.D.
ORTHOPEDIC SURGEON

Diane Dahm is entering her fourth season as orthopedic surgeon for the Timberwolves and her 19th year of practice at the Mayo Clinic, where she is a Professor of Orthopedic Surgery. She is an author of two books on Sports Conditioning and Fitness, and has published over 100 research articles and book chapters on various Orthopedic and Sports Medicine-related topics.

Dr. Dahm's work in sports medicine began as an undergraduate Student Athletic Trainer at Wake Forest University. She then graduated from the University of Virginia Medical School and went on to an Orthopedic Surgery Residency at the Mayo Clinic. Before joining the Mayo Clinic staff in 1998, she spent a year in Minneapolis as a sports medicine fellow at the Minneapolis Sports Medicine Center.

During her time at Mayo, Dr. Dahm has served as a team physician for the Rochester Skeeters IBA basketball team, the Minnesota Chill Professional volleyball team, and, most recently, the Minnesota Twins Major League Baseball team. She has traveled as a team physician with the 2012 USA Basketball Mens U-17 World Championship Team and with the USA Basketball Womens National Team during their 2012 pre-Olympic training.

Dr. Dahm resides in Byron, Minn., with her husband Jay Smith and her two sons, Jett and Miles.



TROY SUTTON
ASSISTANT STRENGTH AND CONDITIONING COACH

Troy Sutton is entering his first season with the Timberwolves as Assistant Strength and Conditioning Coach. In his position, Sutton assists in the development and implementation of the team's strength and conditioning programs.

Before joining the Timberwolves, Sutton served as the Assistant Director of Sports Performance at Northwestern University for the past four years. Prior to working at Northwestern, Sutton was Strength and Conditioning Coordinator for 3+ years at Ohio State University, where he was responsible for the program development and position specific training for the offensive and defensive skill and offensive mid-skill position groups. His career also includes stops at Arizona State University and Ohio University.

Sutton received his Bachelor of Science in Sport and Leisure Studies from Ohio State University in 2004 before earning his Master of Science in Health and Human Sciences from Ohio University in 2005.



DR. SHELDON BURNS, M.D.
VICE PRESIDENT OF TEAM MEDICAL SERVICES

Dr. Sheldon Burns enters his 29th season as the Timberwolves' medical director, and his 10th as Vice President, Team Medical Services. A doctor at Edina Family Physicians, an Allina Affiliate, Burns is a Board Certified Specialist in Family Practice, Emergency Medicine and Sports Medicine. His duties with the Timberwolves include serving as team physician, coordinating medical care and assisting in other club medical matters. Burns is one of two team members that have been with the team since the inaugural season.

For his work with numerous NBA teams, Dr. Burns was named the National Basketball Trainers Association 2005 NBA Physician of the Year. Dr. Burns is also the team physician for the National Football League's Minnesota Vikings and Medical Director for the WNBA's Minnesota Lynx and the National Hockey League's Minnesota Wild. He has been the team physician on four Gold Medal teams in three different Olympic Games, including the Men's and Women's USA Basketball Teams in Beijing in 2008. He was also the head physician for the U.S. team in the World University Games in Bangkok, Thailand in 2007. Additionally, he has served as tournament physician for the Minnesota State High School League.

Dr. Burns is active in teaching at the Minnesota Orthopedic Sports Medicine Institute at Twin City Orthopedics, TRIA Orthopaedic Center and the Mayo Clinic Sports Medicine Center. He has been a Deputy Medical Commissioner of the International Olympic Committee and has worked in various roles in eight Olympic Games. Dr. Burns was named Family Physician of the Year in Minnesota in 2014, which also marked the 100th consecutive year providing family medicine to the people of Minnesota by Drs. Burns: his grandfather, aunt and him.

Dr. Burns, a native of Grand Meadow, Minn., and a summer resident of Nisswa, Minn., received his undergraduate degree from Hamline University and earned his medical degree in 1974 from the University of Minnesota Medical School. He and Sharon live in Edina and have four daughters and one son.



EXECUTIVE STAFF



ROGER GRIFFITH CHIEF FINANCIAL OFFICER

Roger Griffith is entering his 24th season as Chief Financial Officer for the Minnesota Timberwolves and Lynx. Griffith also assumes the role of Executive Vice President of the Lynx.

In his current role, Griffith is responsible for overseeing finances for both teams. He leads all efforts for accounting, risk management, financial reporting, budgeting, insurance, cash management and investing. He also works alongside basketball operations in managing the salary cap. Griffith recently led the financial specificities surrounding the teams' training facility at Mayo Clinic Square and the Target Center renovation. He has also played a significant role in helping the Lynx become a profitable team in the WNBA.

In 2003, Griffith took on additional duties as General Manager of the Minnesota Lynx, architecting one of the most talented teams in the league, building a roster with hometown favorite Lindsay Whalen and superstars Seimone Augustus and Maya Moore. Under Griffith's leadership, the Lynx have posted the most impressive seven-year stretch in WNBA history, appearing in six of the last seven WNBA Finals, winning four championships, with 182 regular season wins overall since 2011. From 2011-14, the Lynx became the first team in WNBA history to string together four consecutive 25+ win seasons. In 2017, they also became the only team to record seven consecutive 20+ win seasons.

Prior to joining the Timberwolves, Griffith gained a variety of experience in public and private industry. He previously worked for Taymark, a Taylor Corporation company, as division manager of the ad specialty direct mail division. He also worked for Northwest Airlines as the director of internal audit and spent time with a public accounting firm.

Griffith graduated magna cum laude from Augsburg College in 1984 with a degree in business administration and a concentration in accounting. In 1988, he earned his MBA in general management from the University of Minnesota. A native of Shakopee, Griffith resides in Eagan with his wife, Jean, and daughters, Emma and Abby.



TED JOHNSON CHIEF STRATEGY OFFICER

Ted Johnson is entering his third season as Chief Strategy Officer with the Minnesota Timberwolves and Lynx and his 15th season with the organization. Johnson previously served as Chief Marketing Officer and as Vice President of Communications.

In his current role, Johnson is responsible for aligning company strategies and leads long-term growth initiatives. In addition, he oversees the communications, community engagement and technology functions, including the FastBreak Foundation, broadcast partnerships, the teams' facilities and public affairs efforts. Johnson also oversees the team's new G-League franchise in Des Moines, Iowa. In his role he spearheaded the development of The Courts at Mayo Clinic Square, the highly acclaimed training center and headquarters that opened in June of 2015. Johnson also led the teams' efforts on the \$140 million Target Center renovation project that was completed prior to the 2017-18 season. Most recently, he led the team's rebranding efforts and the bid to secure the 2018 WNBA All-Star Game at Target Center.

Johnson's work has been widely recognized in the industry including two regional Emmy awards, a PRSA Silver Anvil, numerous other industry awards and was listed by Social Media Marketing Magazine as one of the Top 100 CMO's (#50) on Twitter and by CEO World Magazine as one of the most influential CMO's on Twitter.

Prior to his joining the Timberwolves, Johnson spent more than a decade managing dynamic, multifaceted campaigns for clients, policy issues and political candidates. As a director with public relations agency Weber Shandwick, Johnson co-directed the Minnesota Department of Health's national award-winning teen anti-tobacco campaign. In politics, he spent eight years serving State Senator Sam Solon, Congressman James Oberstar, Clinton/Gore campaigns of 1992 and 1996, the Minnesota Attorney General and finally as deputy campaign manager for Hubert H. Humphrey III's 1998 gubernatorial campaign. Johnson also spent time between 1994 and 1996 on the White House advance staff organizing official visits for President Bill Clinton and First Lady Hillary Clinton.

Johnson is an honors graduate from the University of Minnesota-Duluth with degrees in political science and history. He is active in the Twin Cities community serving as the Board Chair for the Minneapolis Chamber of Commerce, and on the boards of the Warehouse Business District, Sports Minneapolis and 2020 Partners. He is also active in Twin Cities Dunkers, Norway House, Serving Our Troops and has previously served on the boards of Ronald McDonald House Charities and Athletes Committed to Educating Students (ACES.) A Coon Rapids native, Johnson currently resides in Vadnais Heights with his wife, Lisa, son, Thor, and daughter, Greta.



RYAN TANKE CHIEF REVENUE OFFICER

Ryan Tanke is entering his fifth season as Chief Revenue Officer for the Minnesota Timberwolves and Lynx and his 19th season with the organization. Prior to his current role, he served as the Senior Vice President of Ticket Sales and Premium Seating. In addition to his time with the Timberwolves and Lynx, Tanke also spent two seasons with the San Diego Chargers as their Director of Ticket and Suite Sales.

As the Chief Revenue Officer, Tanke is responsible for the organization's sales and service areas, inclusive of Timberwolves and Lynx ticket sales, corporate partnerships, premium seating, business intelligence and fan experience. Under Tanke's direction, the Timberwolves have experienced one of the most successful new sales campaigns in franchise history, while also achieving double-digit growth in corporate partnerships. Tanke spearheaded the efforts to secure six Founding Partnerships for the team as well as the jersey patch partnership with Fitbit. The Target Center renovation provided his leadership team new and expanded premium spaces to offer partners beginning with the 2017-18 season, inclusive of the Treasure Island Resort & Casino Premium Level, TCL 612 Lounge, the Lexus Courtside Club and the Chairman's Club. Tanke has overseen the launch of these premium spaces and has played a key role in the renovation project.

In addition to his revenue-generating focus, Tanke has played an integral role in resetting the Timberwolves FastBreak Foundation and Lynx FastBreak Foundation's missions and community programs. He's led the emphasis on technology for the franchise, partnering to secure the quality and launch of the team's new mobile app, and stressing the role of analytics and insights for the business. Additionally, Tanke continues to lead the fan experience efforts through initiatives such as Disney's "1" Program and the team's partnership with local chef David Fhima.

Tanke's strong work and reputation within the Twin Cities business community earned him recognition as a member of Minneapolis/St. Paul's Business Journal's Forty Under 40 class of 2011.

Tanke earned a business management degree from St. Mary's University in Winona, Minnesota. He serves on the board of Twin Cities Boys and Girls Club, is actively involved in the Timberwolves and Lynx FastBreak Foundation and is a longtime supporter of Big Brother Big Sisters. A La Crosse, Wisconsin native, Tanke currently resides in Minnetrista with his wife, Lindsey, their daughter, Charli and son, Tristan.



EXECUTIVE STAFF



SIANNEH MULBAH
VICE PRESIDENT OF HUMAN RESOURCES

Sianneh Mulbah is entering her sixth season with the Timberwolves and Lynx, her second as Vice President of Human Resources. As Vice President of Human Resources, Mulbah oversees all aspects of the organization's human resources including recruitment, staffing, diversity and inclusion, organizational development, benefits administration, compensation, employee engagement, and training and development. She has also played a key role in the Minnesota Timberwolves and Lynx Women in Sports Leadership Council, which focuses on the professional growth and development of women in the workplace.

Mulbah is a graduate of Bemidji State University, receiving her Bachelor's Degree in Psychology. She also received her MBA and MA in Organizational Management-HR from Concordia University-St. Paul. Prior to joining the Timberwolves and Lynx in 2011, Mulbah was the Director of Human Resources with Opportunity Partners, a non-profit located in Minnetonka, MN. In the HR Director role, Mulbah oversaw the day-to-day human resources efforts, supporting nearly 600 employees. Mulbah's diverse background also includes progressive human resources experience in the telecommunications industry and tribal government. She was originally hired by the Timberwolves and Lynx in October 2011 as Director of Human Resources before a promotion to Vice President of Human Resources in November 2016. Mulbah is currently on the board of directors of Clutch, a non-profit focused on providing support and guidance to non-traditional families. She is also a past member of the Minneapolis Downtown Council.

Sianneh and her family currently reside in Burnsville, MN.

VICE PRESIDENTS



JUSTIN BUTLER
VICE PRESIDENT OF TECHNOLOGY

Justin Butler is entering his fifth season with the Timberwolves, his first as Vice President of Technology. In his role, Butler is responsible for providing leadership and strategic direction to the technology and facilities departments for the Timberwolves and Lynx, as well as overseeing technology on game days at the Target Center.

Butler is a graduate of Macalester College in St. Paul, MN. He was originally hired by the Timberwolves in August 2013 as Director of Technology before a promotion to Senior Director of Technology in October 2015 and a promotion to Vice President of Technology in August 2017. During his four years with the Timberwolves and Lynx, Butler and his team have overseen the buildout of the practice and corporate headquarters at Mayo Clinic Square from a technology standpoint, and have been heavily involved in the technology projects including scoring systems, cabling, wifi, and CiscoVision during the Target Center Renovation project.

Prior to his time with the Timberwolves and Lynx, Butler was Vice President of Operations with TBS office Automations for 12 years. A native of Smith, Nevada, Butler currently resides in Cottage Grove, Minnesota, with his wife, Maryveth Khieu.



LAURA MEYER
VICE PRESIDENT OF BUSINESS INTELLIGENCE

Laura Meyer is entering her 12th season with the Timberwolves & Lynx, her second as Vice President of Business Intelligence. Prior to her current role, she served as Sr. Director of Business Intelligence and Director of Revenue Strategy and Operations.

Meyer is responsible for the driving the organization's business objectives and strategic initiatives through data acquisition, analysis and visualization. She spearheaded the implementation of the team's data warehouse and its integration with all sales and marketing technologies to enable automation, optimize efficiency, and identify opportunities for revenue growth. With a focus on innovation and fan experience, Meyer has played an integral role in the team's conversion to digital tickets netting 80% mobile adoption and is also leading the development and launch of the new mobile app.

A native of Cincinnati, Ohio, Meyer graduated magna cum laude from the University Scholars honors program at Xavier University with a degree in Sports Management and double minor in Business and Psychology. She is a founding member of the Timberwolves and Lynx Women's Leadership Council focusing on professional development and growth of women in the workplace. She also has a passion for animals and spends time volunteering with various local animal rescue groups. Meyer and her husband, Jon, live in the south metro with their three dogs.



LINDSAY MILNE
VICE PRESIDENT OF MARKETING

Lindsay Milne is entering her fourth season with the Timberwolves, her second as Vice President of Marketing. As Vice President of Marketing, Milne oversees Timberwolves and Lynx branding, advertising, digital media, creative services, live programming and entertainment, broadcast production, merchandising and events.

Milne is a graduate of the Isenberg School of Management at the University of Massachusetts. She started her sports career as a hospitality guide for NBC Universal's corporate guests at the 2006 Winter Olympics in Turin, Italy before graduating and went on to intern with the MLBPA's licensing team in New York. She joined the NBA's Global Merchandising Group in 2007, ultimately overseeing the development and marketing of NBA licensed product for more than 50 global licensees. In 2011, Milne went on to manage international business development for Wolverine World Wide, Inc., supporting all new business initiatives outside of the US for 12 of their footwear and apparel brands. She was originally hired by the Timberwolves in March 2014 as Marketing Manager before a promotion to Marketing Director in October 2015 and a promotion to Vice President of Marketing in March 2016.

A native of Manchester-by-the-Sea, Mass., Milne was a 2015 nominee for Ad Fed Minnesota's 32 Under 32 award and currently resides in downtown Minneapolis.



VICE PRESIDENTS



JEFF MUNNEKE VICE PRESIDENT OF FAN ENGAGEMENT

Jeff Munneke is the Timberwolves' employee with the longest tenure, having been hired on June 20, 1988. Munneke has risen through the ranks of the organization, serving in a number of different roles during his time with the Wolves, most recently becoming the organization's Vice President of Fan Experience in 2012. Previously he had become the team's vice president of client development in 2004 following a year as executive director of fan relations, 12 years as the organization's director of ticket sales and 26 years as the Director and Vice President of the Basketball Academy.

Munneke oversees all aspects of fan experiences, which includes serving as the primary contact for all fan interactions with a focus on Wolves and Lynx season ticket holders and being the liaison with all Target Center partners. Munneke developed the vision of the service department(s) that he now on boards and trains to provide superior customer service through personal touches in the Friendliest Building in Sports. Munneke has also overseen community youth basketball, now known as the Timberwolves and Lynx Basketball Academy, for 18 seasons, and earned a distinguished service award from the Minnesota Basketball Coaches Association (MBCA) in 2007, as well as being inducted into the MBCA Hall of Honor in October of 2011. He also serves as on the board of the Positive Coaching Alliance, which works to provide all youth and high school athletes a positive character-building youth sports experience, and BestPrep, which continues to bridge the business and education community.

A native of Lake City, Minn., Munneke graduated from Huron University, where he earned a degree in communications and was captain of the basketball team. Munneke broke into the sports industry as a sales representative in 1987 for the Minnesota Strikers, a Major Indoor Soccer League team.

Munneke and his wife, Julie (Briggs and Morgan Law), reside in Champlin, Minn., with their daughter, Megan (17) and wiener dogs Tiger, Phil. Their son, Ty (26), works for PXG Golf based out of Scottsdale, AZ.



BRAD RUITTER VICE PRESIDENT OF COMMUNICATIONS

Brad Ruitter is entering his fifth season as the team's Vice President of Communications. In this position, he is responsible for providing leadership and strategic direction to the public relations and corporate communications departments in addition to serving as a liaison between the team's business staff and basketball operations departments. Ruitter also has responsibility in leading day-to-day strategy and communication with the team's broadcast partners, FSN North and WCCO Radio.

Ruitter has more than two decades of experience in the public relations and sports industries. He began his career as an intern and ultimately the Associate Director of Media Relations for the University of Minnesota Athletics Department, a position he held for nearly eight years. Ruitter then served five years as Director of Communications for the Minnesota Twins where he led the team's media relations efforts and communications strategies.

Ruitter gained valuable non-sports leadership experience in tenures as Director of Communications and Marketing for the Minnesota Bankers Association and Group Manager for the public relations firm Weber Shandwick. In addition, Ruitter has worked as an independent media consultant, implementing public relations, communications, and media training programs for a variety of local and regional organizations. He has also done work for the Minnesota State High School League (MSHSL) at state football, basketball, hockey, and baseball tournaments.

A native of Clara City, Minn., Ruitter graduated from the University of Northwestern, St. Paul with a degree in sports management. Ruitter volunteers his time serving on the baseball board of directors for the Eagan Athletic Association, where he also coaches youth travel baseball and basketball. Ruitter also volunteers his time helping to mentor kids in the youth group at his local place of worship.

Ruitter and his wife Sara, son Griffin (14), and daughter Meredith (12), reside in Eagan, Minn.



SUZANNE SPELLACY VICE PRESIDENT AND GENERAL COUNSEL

Suzanne Spellacy is Vice President and General Counsel for Taylor Corporation and its affiliates. Prior to joining Taylor Corporation in 2000, Suzanne was a shareholder with the Twin Cities law firm Winthrop & Weinstine, P.A. She received her undergraduate degree from the College of St. Benedict (B.A., English Literature) and her law degree from the University of Minnesota. Suzanne has been an active member of the community, serving on the boards of Loyola Catholic School, Greater Mankato Area YMCA and as board chair of the Greater Mankato Early Learning Initiative. Suzanne served on the Minnesota Job Skills Partnership Board from 2004-2011 as the Governor's business representative and is a member of the Board of Directors of New Ulm Telecom (NULM).



VICE PRESIDENTS



PETE STENE VICE PRESIDENT OF FINANCE

Pete Stene is entering his 15th season with the Wolves and sixth as Vice President of Finance, having served as director of finance prior to his promotion in 2012. Stene oversees day-to-day operations of the accounting and box office departments directing financial policies and practices in the areas of general accounting, budgeting, audit, tax and league reporting.

Prior to joining the Timberwolves, Stene spent seven years working for Target Center Arena's various management companies (Midwest Entertainment Group, Clear Channel Entertainment, sfx Entertainment, and Ogden entertainment) as its director of finance. Prior to that, he spent time in private industry as controller for a Minneapolis-based law firm.

A native of Lindstrom, Minn., Stene is an honors graduate from the University of Minnesota-Duluth with degree in Business Administration, and earned his MBA in Finance from the University of St. Thomas. He resides in Minneapolis, Minn., with his wife, Becki.



JOHN THOMAS VICE PRESIDENT OF COMMUNITY ENGAGEMENT

John Thomas is entering his first season with the Timberwolves as Vice President of Community Engagement. In his position, Thomas will be responsible for overseeing the Timberwolves and Lynx FastBreak Foundation, all community relations efforts, managing and growing the organization's Basketball Academy, and developing a NBA/WNBA alumni program.

Thomas comes to the Timberwolves and Lynx after spending four years as the National Training Manager for Life Time Fitness. Among Thomas' duties during his tenure at Life Time was leading the basketball training division for Ultimate Hoops, which included the oversight of all programming, financials, operations, marketing and strategic partnerships for the program. Thomas has also worked in conjunction with the National Basketball Retired Players Association (NBRPA) to help former NBA, WNBA, ABA players and Harlem Globetrotters transition into life after the game.

This is Thomas' second stint with the Timberwolves after a professional playing career which included a season with his hometown Timberwolves (2004-05). A Minneapolis native and graduate of Roosevelt High School, Thomas was a four-year standout for the Golden Gophers (1993-97). Thomas logged a professional career that included NBA stops with Boston, Toronto, Minnesota, Memphis, Atlanta and New Jersey, in addition to playing professionally overseas in several countries. He was originally taken by the New York Knicks with the 25th overall pick in the 1997 NBA Draft.

Thomas remains active in the Twin Cities community by volunteering his time to coach and mentor youth. He also serves on the boards of Athletes Committed to Educating Students (ACES) and Literacy Matters. Thomas and his family currently reside in Eden Prairie, MN.



MIKE WELCH VICE PRESIDENT OF CORPORATE PARTNERSHIPS

Mike Welch is entering his second season as the Vice President of Corporate Partnerships after being promoted to the position on March 14, 2016. In this role, Welch leads the day-to-day operations of the Corporate Partnership Sales and Activation teams.

Welch previously served as Timberwolves and Lynx Director of Corporate Partnerships for nearly three years after a seven-year stint as Corporate Sales Executive. During his 11 years with the Timberwolves and Lynx, Welch has consistently hit revenue targets while building successful partner activation campaigns. This past summer, Welch and his Corporate Partnership team led the charge on securing final Founding and Legacy partners for the renovated Target Center, as well as the organization's first-ever jersey patch partner.

Prior to his time with the Timberwolves and Lynx, Welch held the position of Manager of Advertising Sales with Milwaukee Magazine for seven years. A Milwaukee, Wis., native, Welch currently resides in Blaine, Minn., with his wife, Andrea, and their four sons: Gavin (12), Colin (10), Merek (7) and Liam (5).



JAKE VERNON VICE PRESIDENT OF TICKET SALES AND SERVICE

Jake Vernon is entering his fifth season with the Timberwolves, his third as Vice President of Ticket Sales and Service. In his role, Vernon implements strategies and oversees all initiatives related to ticketing, membership service, premium sales and group events. Since joining the team in June 2013, Vernon has helped produce significant increases in the season membership base, partial plan sales and group ticket sales.

Prior to joining the Timberwolves, Vernon spent two years as President and Founder of Get Real Sport Sales, a sales consulting and outsourcing company that worked with collegiate and professional sports teams to increase ticket and corporate partnership revenue. Get Real Sports client list included Butler University, Iowa St University, Xavier University, Charlotte Bobcats, Cincinnati Reds, Indianapolis Colts and the Indianapolis Motor Speedway. The majority of Vernon's career was spent with Pacers Sports and Entertainment, working with both the Indiana Pacers and Indiana Fever. He got his start as a ticket sales account executive for the Indiana Fever, before working his way up through various management positions, culminating with being named vice president of ticket sales and service in June of 2005. During his tenure he led franchise-best season and group ticket campaigns, while driving innovative business initiatives that included the creation of one of the first player sponsored sections in the NBA, Roy Hibbert's Area 55.

A native of Abington, PA, Vernon graduated from Xavier University with a degree in Communications and has held previous positions with the Cincinnati Reds, Indianapolis Indians and Chicago Wolves. Vernon volunteers his time serving as President of the Wayzata Boys Basketball Association and coaching youth baseball. Vernon and his wife Traci and two sons, Ashton and Avery, reside in Maple Grove, Minn.



BASKETBALL OPERATIONS



TOM THIBODEAU
President of
Basketball Operations
& Head Coach



SCOTT LAYDEN
General Manager



NOAH CROOK
Assistant General
Manager



RICK BRUNSON
Assistant Coach



ANDY GREER
Assistant Coach



ED PINCKNEY
Assistant Coach



RYAN SAUNDERS
Assistant Coach



PETER PATTON
Shooting Coach



VINCE LEGARZA
Player Development
Coach




JOHN LUCAS III
Player Development
Coach



DAISUKE YOSHIMOTO
Special Assistant to the
President of Basketball
Operations



LARRY GREER
Advance Scout




SAM NEWMAN-BECK
Coaching Associate &
Video Scouting Director



WES BOHN
Assistant Video
Coordinator



STEVE MOLINA
Video Assistant



KWADZO AHELEGBE
Video Associate



AUSTIN PINCKNEY
Video Associate



BRIAN PAUGA
Director of Player
Personnel



ZARKO DURISIC
Director of
International Scouting



DREW NICHOLAS
Manager of
Pro Scouting



TIM BUCKLEY
Scout



JIM EYEN
Scout



CHRIS GILMARTIN
Scout



CONNER HENRY
Scout



BRAD JONES
Scout



PETE MICKEAL
Scout



KAAYLA CHONES
Director of
Player Programs



EMMANUEL ROHAN
Director of Basketball
Administration



TODD CHECOVICH
Manager of
Basketball Operations



RACHEL SAUNDERS
Manager of
Team Services




DWIGHT LUTZ
Basketball Operations
Analyst



NICK RESTIFO
Basketball Operations
Analyst



SAMER JASSAR
Basketball Operations
Assistant



ANDREW NOVAK
Basketball Operations
Associate



GREG FARNAM
Vice President of
Player Health/Head
Athletic Trainer



MATTHEW DUHAMEL
Director of
Athletic Therapy



DAVE CREWE
Head Strength &
Conditioning Coach &
Asst. Athletic Trainer



ARMANDO RIVAS
Athletic Trainer/
Athlete Preparation
& Recovery Liaison



TONY PRESSLEY
Assistant Athletic
Trainer



TROY SUTTON
Assistant Strength and
Conditioning Coach



BRIAN KINZIG
Vice President of
Security




DWIGHT PRUITT
Director of Security



BOB GOEDDERZ
Game Night Security



CLAYTON WILSON
Equipment Manager



CORY JOHNSON
Assistant Equipment
Manager



ROB BURNETT
Custodian



**DR. SHELDON
BURNS, M.D.**
Vice President of Team
Medical Services



**DR. DIANE
DAHM, M.D.**
Orthopedic Surgeon



ACCOUNTING & FINANCE



PETE STENE
Vice President
of Finance



BEN JAHNKE
Manager of
Financial Reporting



MARCI SCHWEN
Accounting
Manager



J.T. HOFFMAN
Payroll Manager &
Senior Accountant



ERICH HEBER
Senior Staff
Accountant



JENNIFER RUPP
Senior Payroll
Specialist



ROBERT HUDALLA
Accounts Payable
Specialist

ADMINISTRATION



ROGER GRIFFITH
Chief Financial Officer



RYAN TANKE
Chief Revenue Officer



TED JOHNSON
Chief Strategy Officer



SUZANNE SPELLACY
General Counsel



SUSAN EITEL
Executive Assistant



LAURA JANQUART
Executive Assistant



MARY BOMMBACH
Administrative
Assistant

BASKETBALL ACADEMY



TROY PEARSON
Basketball Academy
Manager



STEVE BROWN
Basketball Academy
Manager



BREANNA SALLEY
Senior Basketball
Academy Coordinator



MATT BARE
Senior Manager of
Basketball Academy
Sales

BOX OFFICE



ERIC CAULFIELD
Director of Ticketing



TONY NGUYEN
Assistant Box
Office Manager



TYLER SWANSON
Senior Ticketing
Specialist



LOUIS BAHERIY
Ticketing Specialist

BROADCAST



ERIK NELSON
Director of
Broadcast and Video
Technologies



ALAN HORTON
Radio Play-By-Play
Announcer



JOHN FOCKE
Executive Producer
& Studio Host



CAL SODERQUIST
Production and Traffic
Coordinator



JOE KRONENBERG
Senior Video Editor



NOAH FERCHE
Broadcast Producer &
Production Manager



GRAM KRAUSE
Videographer



AMANDA STROMQUIST
Broadcast Engineer



BUSINESS INTELLIGENCE



LAURA MEYER
Vice President of
Business Intelligence



ELIZABETH BOSER
Strategy & Analytics
Manager



MARK DONEHOO
Data-Architect
Administrator



SAM HUBBLE
Data and CRM
Specialist



JACOB DAMIANI
Senior Business
Analyst

COMMUNITY RELATIONS



JOHN THOMAS
Vice President of
Community
Engagement



KRISTIN EDMUNDSON
Manager of
Community Relations



CHELSEA LOWMAN
Senior Community
Relations Coordinator



AMANDA MALZ
Community Relations
Coordinator

CORPORATE PARTNERSHIPS



MIKE WELCH
Vice President of
Corporate Partnerships



MICHAEL RESNICK
Director of Partnership
Activation



DAVID KING
Director of
Partnership Sales



JIM BUFFO
Partnership Sales
Manager



MAX CULLEEN
Partnership Sales
Manager



LAINIE GENTILE
Partnership Sales
Manager




ALLY CAR
Partnership Activation
Manager



JILL HEUER
Partnership Activation
Manager



JOANNA OPITZ
Partnership Activation
Manager



DAVID MANLEY
Partnership Activation
Executive

CORPORATE PARTNERSHIPS



SHANNON BUCKNER
Partnership Activation
Executive



KATIE HAZELBACH
Partnership Activation
Executive



JOSH MINTON
Corporate
Partnerships Coordinator



HENRY MOORE
Director of
Creative Services



JOHN SCHISSEL
Logistics Manager



JARED HUGHES
Copywriter



KIM GLEEFFE
Graphic Designer



LAUREN KUZNIA
Graphic Designer



MAX MORLOCK
Graphic Designer



BENNY NGUYEN
Digital Designer

CREATIVE SERVICES

DIGITAL MEDIA



DAVID SHERMAN
Top Regional
Photographer



SAM FLOOD
Senior Web Developer



KELLY PEDERSEN
Web Developer



KYLE RATKE
Digital Content
Manager



BRIDGET ANDERSON
Social Media
Coordinator



JENA MAGEE
Email Marketing
Specialist



BRIAN KIMMES
Facilities Project
Manager



WARREN WILLIAMS
Facilities Coordinator



CAROLYN WARDELL
Project Development
Manager



ROBERT ROGERS
Head Cook

FACILITIES DEVELOPMENT



FAN EXPERIENCE




JEFF MUNNEKE
Vice President of
Fan Engagement



GREG VANDERWILT
Senior Fan
Experience Manager

GROUP EVENTS



KATE JOHNSON
Director of
Group Events



JARED HENSCH
Group Experience
Manager



EMMA HASSEN
Group Events Manager



ALEX GUSTAFSON
Group Events Senior
Account Executive



ALAN BRANCH
Group Events
Account Executive



SAMANTHA CADY
Group Events
Account Executive



STEVEN CANTER
Group Events
Account Executive



WIL WALTERS
Group Events
Account Executive

HUMAN RESOURCES



SIANNEH MULBAH
Vice President of
Human Resources



KAYLA BELLOWES
Human Resources
Generalist



ALYSSA RILES
Human Resources
Coordinator



VICKY REYNOLDS
Office Manager

INSIDE SALES



SCOTT HEBERT
Manager of
Inside Sales



JUSTIN BUTLER
Vice President
of Technology

INFORMATION TECHNOLOGY



DAN LACOURSIERE
Director of
Technology



AUSTIN McDOWELL
Information Technology
Professional



DEREK SCHERER
Help Desk Support
Specialist II

LIVE PROGRAMMING AND ENTERTAINMENT




CHAD FOLKESTAD
Executive Producer




CHRIS VANDERBEEK
Manager of
Game Presentation



SHERIDAN WEST
Production Coordinator



DAVE WARNER
Mascot Entertainment
Manager



JACK BILLION
Lynx Mascot



JOSH HARMS
Animation and Video
Feature Producer



DOUG PRICE
Animation and Video
Feature Producer



ATHENIA WILLIAMS
Dance and
Entertainment Manager

MARKETING



LINDSAY MILNE
Vice President
of Marketing



MIKE ADMUNDSON
Director of Marketing



TORI STEIN
Marketing Manager



ADDIE BLACK
Marketing Coordinator



MEMBERSHIP & PREMIUM SERVICES



ASHLEY HEINLEIN
Director of Membership
and Premium Services



ANNIE EVERSMAN
Membership Account
Manager



CHRIS PALAIA
Membership Account
Manager



JIM HEINMILLER
Senior Account
Executive



TIGGE HUTCHENSON
Senior Account
Executive




GRACE BURMEISTER
Account Executive



DAN CHAPMAN
Account Executive



MARIN POWELL
Account Executive



MATT DULLEA
Account Executive



EMILY PELANT
Account Executive



MEGAN SKELLY
Account Executive



ANDREW McFERRIN
Premium Sales
Manager



CONOR NOONAN
Premium Services
Manager



RACHEL FRANK
Premium Activation
Executive

MEMBERSHIP SALES




JAKE VERNON
Vice President of Ticket
Sales and Service



RYAN DAVENPORT
Senior Director of Sales



CHARLIE ROMANS
Director of
Membership Sales



MATT SCHAFER
Senior Account
Executive




ALEX BARKER
Account Executive



MCDANIEL DOE
Account Executive



BLAKE FRIEND
Account Executive



CAMERON KLADE
Account Executive



BRIE LYNCH
Account Executive



MICHAEL MISNER
Account Executive



ELLIE REVENAUGH
Account Executive



JORY SHRAGG
Account Executive



TOM WINTER
Account Executive



CHELSEA JANNETT
Sales of Service
Coordinator



PUBLIC RELATIONS



BRAD RUTTER
Vice President of
Communications



AARON SEEHUSEN
Senior Public Relations
Manager



DAN BELL
Communications
Manager



ALEX KING
Public Relations
Manager



KIRSTEN WENKER
Senior Corporate
Communications



PAUL SWANSON
Statistician

LYNX BASKETBALL OPERATIONS



CHERYL REEVE
Lynx Head Coach



JAMES WADE
Lynx Assistant Coach



SHELLEY PATTERSON
Lynx Assistant Coach



CLARE DUWELIUIS
Lynx Basketball
Operations Manager

LYNX SALES AND SERVICE



CARLEY KNOX
Vice President of Lynx
Business Operations



ERIN HENNING
Director of Lynx Sales
and Service



KYLE BURNS
Sales & Service Senior
Account Executive



MATT CORNERS
Sales & Service Senior
Account Executive



MICAELA ERIKSON
Sales & Service Senior
Account Executive



TAYLOR DOSH
Account Executive



WHITNEY FISHER
Account Executive



SAM WOLFSON
Account Executive



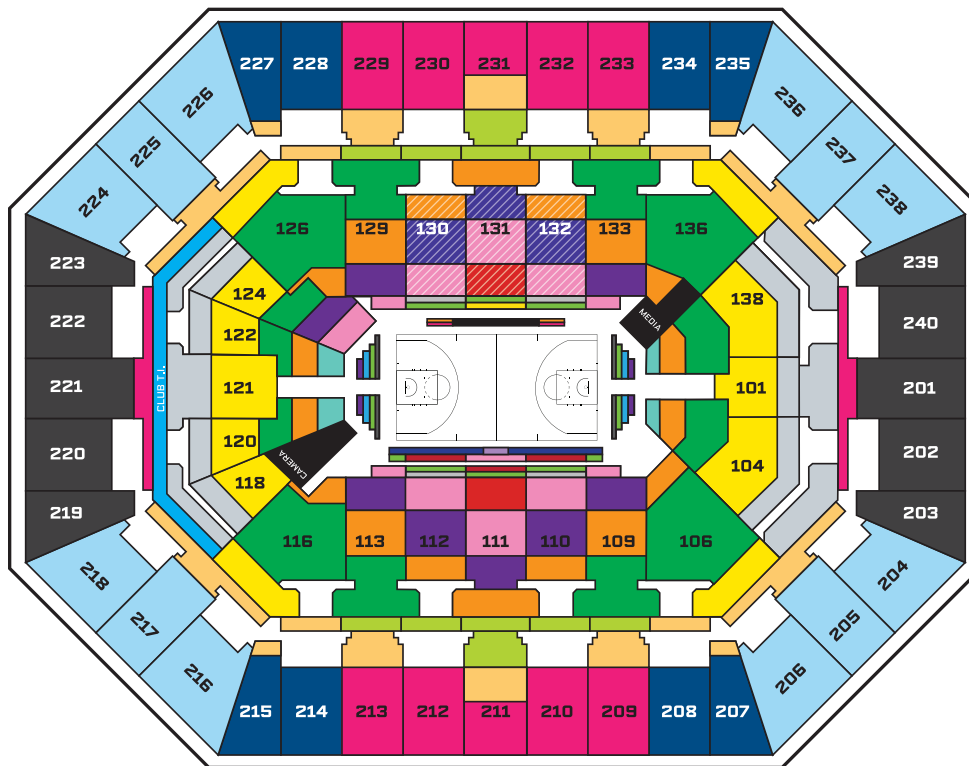
JACOB KOCH
Account Executive



AMANDA ZANGHI
Lynx Sales & Service
Coordinator



TICKET INFORMATION



MEMBER PRICING PER GAME BREAKDOWN

CLUB ACCESS					
VALUE	SELECT	PREMIER	MARQUEE	ELITE	
\$197	\$265	\$318	\$370	\$424	
\$139	\$187	\$224	\$262	\$300	
\$91	\$122	\$146	\$170	\$195	
\$74	\$99	\$118	\$139	\$158	
\$119	\$160	\$192	\$223	\$256	

TCL SIXONETWO LOUNGE
 CLUB TI

100 LEVEL					
VALUE	SELECT	PREMIER	MARQUEE	ELITE	
\$186	\$250	\$300	\$349	\$399	
\$140	\$189	\$228	\$265	\$300	
\$128	\$173	\$208	\$243	\$278	
\$79	\$106	\$127	\$147	\$170	
\$62	\$83	\$99	\$116	\$133	
\$45	\$60	\$71	\$84	\$97	
\$35	\$47	\$56	\$66	\$76	
\$28	\$38	\$46	\$53	\$61	

200 LEVEL					
VALUE	SELECT	PREMIER	MARQUEE	ELITE	
\$30	\$41	\$50	\$57	\$66	
\$21	\$28	\$33	\$39	\$46	
\$16	\$22	\$27	\$31	\$35	
\$12	\$16	\$19	\$22	\$26	
\$8	\$10	\$11	\$14	\$16	



TARGET CENTER / AEG STAFF DIRECTORY

Jerry Abell	Manager, Production
Wendy Almquist	Exec. Asst./Office Mgr
Wardell Austin	Receptionist
Nancy Bach	Asst. Manager, Event Custodial
Anna Barberio	Sr. Manager, Event Marketing
Scott Beine	Manager, Custodial
Tom Bolstad	Lead Stagehand/Stage Mgr
Tony Brown	Security Officer
Mark Christopherson	Electrician
Dave Dvorak	Maintenance Tech I
Emily Debevec	Manager, Guest Services
Jane Espenson-Davis	Director, Human Resources
Nancy Fortney	Event Manager
Noelle Heaslip	Employee & Event Specialist
Hallie Holm	Assistant Ticketing Manager
Katrina Jaeger	Sr. Manager, Marketing
LaVera Jeffrie	Security Coordinator
Jeff Kehr	Director, Operations
Marcus Kroulik	Director, Ticketing
Donna Lauer	Security Officer
Aaron Liepins	Director, Security
Lynne Major	Group Marketing Assistant
Cheri Martin	Premium & Group Ticket Sales Rep
Steve Mattson	VP/General Manager
Bruce Mettner	Security Officer
Heidi Mielke	Senior Accountant
Reginald Monroe	Security Officer
Kevin Moore	Maintenance Tech I
Mitch Newhouse	Sr. Manager, Media Technology
Nicole Raymond	Box Office Manager
Dan Rehberg	Security Officer
Tom Reller	Sr. Director, Operations
Dave Schmid	Director, Finance
Steve Sawyer	Director, Hospitality
Lori Schweder	Lead Ticket Seller
Jerry Skinaway	Supervisor, Conversion
Curvell Smith	Conversion Crew Lead
Eric StegmueLLer	Lead Custodian
Rick Stepanek	Lead Maintenance Tech
Karen Swan	Sr. Manager, Group Marketing
Sandy Sweetser	Sr. Director, Events and Marketing
Megan TeBrake	Sr. Manager, Hospitality
Andy Warg	Director, Booking
Mitchell Williams	Security Officer
Yoojin Woodward	HR & Accounting Coordinator

TARGET  CENTER





They bring the fun, they bring the heat! The Minnesota Timberwolves Dancers are the Twin Cities' premier performance group. They serve as a link between the Minnesota Timberwolves action on the court and the organization's commitment to touching the lives of basketball fans everywhere. Each dancer comes to the team with extensive training and performing experience. The Timberwolves Dancers aim to use their talent and love of performing to confidently represent the Minnesota Timberwolves throughout many basketball communities locally, nationally, and internationally.

Timberwolves Dancers have created a great reputation of dance styles and stellar performances. They showcase a wide range of versatility from Jazz, to Hip Hop and Novelty routines. If you are looking for the latest trends, our dancers are styled in modern, custom and cutting edge fashions.

The Timberwolves Dancers are poised professional women from different backgrounds. This builds more ways for them to connect with

fans at games and welcome everyone to our home – Target Center.

The Timberwolves Dancers always strive to create memorable experiences and connections with everyone, whether they are at a game or out in the community.

The dancers are available for a wide variety of appearance and performance opportunities. To book the Timberwolves Dancers for your next event, please contact dancers@timberwolves.com.

Follow the Timberwolves Dancers on social media:

Facebook – Timberwolves Dancers
Twitter – @WolvesDancers
Instagram – @WolvesDancers
YouTube – Wolves Dancers



CRUNCH is the pulse of entertainment for Timberwolves games at Target Center. His witty sense of humor and amusing antics energize the crowd and keeps fans on their toes at every game. From his over-the-top stunts to his high-flying dunks, CRUNCH is one of the most beloved mascots in sports.

Connect with CRUNCH via social media:

Facebook.com/TimberwolvesCrunch
@WolvesCrunch on Twitter & Instagram

CRUNCH makes appearances throughout Minnesota's communities and is available upon request. For pricing and availability, please email crunch@timberwolves.com or call 612.673.8370

CRUNCH NOTES

Height: 6' (ground to the tip of ears)

Weight: 190 pounds

Vertical Jump: 15' (with trampoline)

Favorite Movies: "Dances with Wolves"

Favorite Book: "Call of the Wild"

Favorite Dunk: Reverse Power Slam!

Favorite Type of Music: Classic Rock

Favorite Dunk: The Inside-Out Flying Dutchman

Favorite Pre-Game Meal: Bacon-Wrapped Bacon

MEDIA



PUBLIC RELATIONS STAFF



AARON SEEHUSEN
SR. PUBLIC RELATIONS MANAGER

Aaron Seehusen begins his seventh season with the Timberwolves (11th overall with the Timberwolves and Lynx organization), and third as Public Relations Sr. Manager. Seehusen manages the organization's day-to-day PR efforts and serves as the main contact for local and national media with regard to interview requests for players and front office personnel.

Prior to joining the Wolves, Seehusen worked for the WNBA's Minnesota Lynx for four seasons, serving as Public Relations Manager for the final two seasons. With the Lynx, he managed all of the team's publicity efforts, including all local and national media requests for players, coaches and front office personnel. Seehusen, a native of Plymouth, Minn., joined the Timberwolves and Lynx organization as an intern in the summer of 2007. He also has worked for the Dubuque Thunderbirds of the Central States Hockey League.

Seehusen graduated from Loras College in Dubuque, Iowa, with bachelor's degrees in sports management and business. Seehusen resides in Chaska with his wife, Anne, their son, Gordon, and their dogs, Brando and Brinlee.



DAN BELL
COMMUNICATIONS MANAGER

Dan Bell enters his 25th season with the Timberwolves and his ninth as Communications Manager. In his current position, Bell assists the public relations department in its day-to-day operations and serves as an additional contact for local and national media with regard to interview requests for players and front office personnel. He also is editor of the Timberwolves game program and Timberwolves yearbook. Bell was a member of the 'Wolves' public relations staff from 1993-2000 before being promoted to manager of publications, a position he held until the spring of 2009.

Prior to joining the Timberwolves, Bell was a graduate assistant in the St. Cloud State Sports Information Department. Additionally, he worked for G&K Services, Hallmark Cards and Frank's Nursery & Crafts.

Bell earned bachelor's degrees in marketing and public relations from St. Cloud State University. The native of Cold Spring, Minn., resides in Big Lake, Minn., and has two daughters: Amanda and Jackie.



ALEX KING
PUBLIC RELATIONS MANAGER

Alex King enters his second season as Public Relations Manager and seventh full-time with the Timberwolves and Lynx organization. In his role, King assists in all facets of the organization's day-to-day PR efforts and serves as an additional contact for local and national media. Additionally he oversees the team's game night crew and intern staff.

King began his career with the Timberwolves and Lynx public relations department as a game night intern in 2008-09. He became the full-time intern in 2010 for both teams before being promoted to Lynx Public Relations Manager in 2012. He transitioned to Public Relations Coordinator for the Timberwolves prior to the 2013-14 season. In his career, King has also held internships with the Utah Jazz and Larry H. Miller Sports & Entertainment Group (2008) and the Saint Paul Saints (2009).

Originally from Tinton Falls, N.J., King graduated from the University of Minnesota with a bachelor's degree in sports management and a minor in communications. He currently resides in Minneapolis, MN.



KIRSTEN WENKER
SR. CORPORATE COMMUNICATIONS MANAGER

Kirsten Wenker enters her third season as Senior Corporate Communications Manager with the Timberwolves and Lynx organization. In her role, Wenker manages all corporate communications for both teams, sharing business news, community relations initiatives and corporate activations with local and national media. She is the point of contact for anything happening off-court with both teams.

Prior to joining the Timberwolves and Lynx, Kirsten spent five years working at public relations agencies around the Twin Cities on clients within the sports, CPG and travel industries. Previous roles include Senior Account Executive with FleishmanHillard, Account Executive with Olson Engage and Public Relations Strategist with Haberman. Before her career in public relations, Kirsten worked in television production for Fox Sports North, KABC-TV, NFL Network and KSTP-TV.

Originally from St. Paul, MN, Kirsten graduated from Chapman University in Orange, CA with a bachelor's degree in television production and broadcast journalism with minors in communication studies and French. She currently resides in Minneapolis with her husband, Tom.



MEDIA INFORMATION

CREDENTIALS

Press seating at Timberwolves home games at Target Center is available to accredited media at tables located in the court-level auxiliary media section, overflow tables in front of section 118 and the overflow media suite. Single-game credentials must be requested no later than noon the day before the game (Friday at 5:00 p.m. for Saturday and Sunday games) via e-mail to Timberwolves Public Relations Manager Alex King (alex.king@timberwolves.com). Credentials are good for admittance to Target Center, the arena floor, the locker rooms, the press conference room, the media work room and the media dining room. Those requesting single-game credentials will be seated on a first-come, first-served basis with priority seating to those working on a deadline. Those holding Timberwolves or NBA season credentials may enter the building through the Target Center Media Entrance located at the corner of Sixth St. and Second Ave. Single-game credentials may also be picked up at the Media Entrance. **ALL MEDIA WILL BE REQUIRED TO PRESENT A PHOTO IDENTIFICATION PRIOR TO RECEIVING THEIR CREDENTIALS. ALL BAGS ARE SUBJECT TO INSPECTION PRIOR TO RECEIVING A CREDENTIAL.**

Media members with season passes are required to notify the public relations department if planning to cover a game in order to reserve seating. **A media credential cannot be used to sit in spectator seating areas.**

DINING ROOM

Accredited media members are invited to enjoy a meal before each game in the Minnesota Timberwolves media dining room located on the arena bowl level. Cost of a meal is \$8 per person. The dining room opens two hours before each game. Dining room usage will be limited to members of the media with valid Timberwolves or NBA media passes. It is impossible to accommodate family members, friends, guests or others. **ANY ABUSE OF DINING ROOM PRIVILEGES WILL CAUSE FORFEITURE OF YOUR MEDIA PASS.**

SERVICES

In an effort to reduce the amount of paper used, all pregame and postgame stats, quotes and injury updates will be distributed digitally by the Timberwolves public relations department. In-game box scores and play-by-play will also be distributed digitally at every quarter break and will only be printed upon request. For more questions, please contact a member of the public relations staff.

The Target Center media workroom has limited space and priority seating will be given to writers and broadcasters filing stories on deadline.

For easy access to updated stats, box scores, game notes, press releases, postgame quotes and notes throughout the season, the Timberwolves public relations staff has developed the Timberwolves Media Center, a website designed to assist media in their coverage of the Wolves: www.TimberwolvesMediaCenter.com.

For in-game updates, please follow the official Timberwolves public relations twitter handle, @Twolves_PR.

PHOTOGRAPHERS

Only those photographers on a previously-approved list by the NBA and on assignment will be allowed a spot on the floor, and their media credentials must be worn prominently at all times. All local and national photographers and videographers shooting from the baselines are required to wear a team-issued vest. **Please note that no photographer will be provided a vest unless his or her camera has a rubber lens hood.**

In addition, in the continued interest of player safety, any camera mounted on a stanchion must be at least eight feet high and must be properly padded.

Photographers without a baseline position must clear the court with no more than thirty minutes (30:00) remaining on the pregame clock. **ONLY PHOTOGRAPHERS WITH DESIGNATED FLOOR SPOTS MAY REMAIN ON THE BASELINES AFTER THE 30-MINUTE PREGAME MARK.**

PHOTOGRAPHERS (CONTINUED)

The following outlets, listed in priority order, must receive priority when teams are assigning the baseline camera operator positions:

1. Live Television Cameras;
2. NBA Entertainment, NBA Photos, Home Team Photographer;
3. In-Arena Scoreboard Cameras;
4. Wire Services (only Getty, AP and USA Today Images); and
5. Newspapers that regularly assign a writer to travel with the team.

Other permissible media outlets who may be assigned a baseline position, if space allows, are Sports Illustrated, EPA Wire Service, the home team videographer, the visiting team videographer, an international spot (as designated by the League Office), and/or any other outlets that are approved IN ADVANCE by the League Office.

ALL PERMITTED PHOTOGRAPHERS ARE REQUIRED TO NOTIFY ALEX KING AT LEAST 24 HOURS IN ADVANCE TO ENSURE A DESIGNATED SHOOTING POSITION. Additional shooting locations are available upon request. Anyone who attempts to cover a game without arranging a seat in advance will not be allowed to shoot the game. Professional courtesy should apply in all cases.

LOCKER ROOM ACCESS

Both locker rooms will open 75 minutes prior to tipoff and remain open until 45 minutes before the contest begins. Following the game, both locker rooms will re-open after approximately 10-15 minutes. **STILL PHOTOGRAPHY INSIDE NBA LOCKER ROOMS IS PROHIBITED.**

COURTESY

Your cooperation is requested in maintaining a working atmosphere in the media room, at courtside and in the locker room areas. During postgame interviews, preference for obtaining players and coaches will be given to game broadcast crews conducting live postgame shows, newspapers writing on deadline and television stations conducting live reports.

TIMBERWOLVES TRAVELING MEDIA



JERRY ZGODA
Minneapolis Star Tribune, Beat Writer



VANESSA LAMBERT
Television Producer



TREVOR FLECK
Television Coordinating Producer



DAVE DITTMAN
Television Director



TV BROADCAST TEAM



DAVE BENZ
TELEVISION PLAY-BY-PLAY ANNOUNCER

Emmy award winning play-by-play man Dave Benz begins his sixth season as Timberwolves television play-by-play announcer. Benz will once again pair with television analyst Jim Petersen for 75 telecasts this season, all on the exclusive home of the Wolves, Fox Sports North.

A graduate of Oswego State University (Oswego, NY), Benz brings a wealth of experience and versatility to Minnesota with over 25 years in the sports industry. Outside of his work covering the NBA, Dave considers his experience calling play-by-play for NBC's 2016 Summer Olympics coverage amongst the highlights of his career. Benz has proven his versatility as a play-by-play man having called everything from Pickleball and Watercross Racing to Softball and Poker. His play-by-play work of more traditional sports includes men's and women's college basketball broadcasts spanning a number of major D1 conferences for FOX Sports, the mtn. and Comcast Sportsnet. He has also been behind the mic for Major League Baseball Cactus League games as well as Arena Football League and CHSAA High School football games.

Prior to his time in the Twin Cities, Benz lived in the San Francisco Bay Area where he worked as host, anchor and reporter for Comcast Sportsnet Bay Area. There he had the opportunity to cover the Giants 2010 World Series title and the 49ers run to the NFC Championship game as a pre and postgame show host. His lengthy career has afforded him the opportunity to regularly cover a number of NBA teams, including roles as pre and postgame host for the Miami Heat, Dallas Mavericks, Houston Rockets, San Antonio Spurs and Golden State Warriors. He has also covered the Indiana Pacers, Milwaukee Bucks, Washington Wizards and Denver Nuggets.

Benz and his wife Sacha have one child, Brendan, who is nine.



MARNEY GELLNER
SIDELINE REPORTER

Marney Gellner returns to the sidelines this year as the Wolves sideline reporter for Fox Sports North.

Gellner joined FOX Sports North in October 2002, and has served in various roles, including sideline reporter for the Twins and Timberwolves, and pre-and post-game show host for an assortment of different Minnesota teams. She also serves as the play-by-play voice for Minnesota Lynx games on FOX Sports North.

Gellner started her career as a weekend sports anchor/sports reporter for KXMB-TV in Bismarck, ND in 1996. She held the same position at WDAX-TV in Grand Forks, ND from 1997-99, and at WISC-TV in Madison, WI from 1999-2002.

Gellner is a North Dakota native who graduated from Bishop Ryan High School in 1992, and the University of Mary in 1996, as well as earning a Masters Degree in Communications from North Dakota State in 2012. Gellner lives in Carver, MN with her husband Matt, son Grady and daughter Finley.



JIM PETERSEN
TELEVISION ANALYST

Jim Petersen returns for his 20th season on the Wolves' broadcast team. Partnered with Benz, Petersen brings the experience of an eight-year NBA playing career to his analysis.

A St. Louis Park native, Petersen was named Minnesota's Mr. Basketball in 1980 and was the first McDonald's All-American from Minnesota. He went on to be a four-year letter winner at the University of Minnesota and was a member of the Gophers' 1982 Big Ten Championship team.

Petersen was selected 51st overall by the Houston Rockets in the 1984 NBA draft. He played forward and center for the Rockets, Sacramento Kings and Golden State Warriors before retiring in 1992.

After leaving the NBA, Petersen worked for the NBA Players Association in their player programs division, facilitating seminars in NBA locker rooms on topics such as AIDS awareness, substance abuse and career/financial planning for life after basketball. In 2009, Petersen also joined the coaching staff of the WNBA's Minnesota Lynx as an assistant coach and was named associate head coach prior to the 2016 season before stepping down prior to the 2017 season. During his tenure with the Lynx, the squad won three WNBA titles: 2011, 2013 and 2015.

Petersen currently resides in Wayzata along with his wife Tika. Their son, Sanjay, was a two-time captain for Chris Collins at Northwestern University, including being a part of the Wildcats' first NCAA appearance in school history in 2017. He currently plays professionally for the Leuven Bears in the Belgian Pro League.



FOX Sports North, The Minnesota Timberwolves local broadcast partner, is televising 75 games for the 2017-18 regular season. The live telecasts feature play-by-play announcer Dave Benz, color analyst Jim Petersen and reporter Marney Gellner. Tom Hanneman hosts "Wolves Live" before and after every game with analysis from Kevin Lynch and Quincy Lewis.

All games shown on the regional sports network are also streamed live on FOX Sports GO. FOX Sports GO is available to customers of participating pay-TV providers on iOS, Android, Fire tablets and Fire phones, Amazon Fire TV and Fire TV Stick, select Windows devices and online at FOXSportsGO.com. Fans can download the mobile app for free from the iTunes App Store, Google Play, Amazon App Store and Windows Store.

Additional programming, including "Wolves Weekly" and "Track the Pack," is also available on the network throughout the season.

FOX Sports North reaches nearly 2 million homes throughout Minnesota, Wisconsin, Iowa and North and South Dakota and telecasts nearly 2,600 hours of locally produced programming per year.



RADIO BROADCAST TEAM



ALAN HORTON
RADIO PLAY-BY-PLAY ANNOUNCER

Alan Horton tips off his 11th season as the radio play-by-play voice of the Minnesota Timberwolves. He will call every Wolves game this season on the team's flagship station, WCCO-AM 830, and across the Midwest on the 30-station Timberwolves Radio Network. Horton was also the voice of the Minnesota Lynx for seven years, including their 2011 and 2013 WNBA Championships.

A graduate of the S.I. Newhouse School of Public Communications at Syracuse University, Horton came to the Twin Cities after spending the 2006-07 season with the Seattle SuperSonics and Storm.

He spent the previous nine years in Southern California as a sports broadcaster on both radio and television. His play-by-play experience included the San Diego Padres; San Diego State University football, baseball, and basketball; as well as high school football, basketball, volleyball, and water polo.

Horton was also the executive producer of the San Diego Chargers Radio Network for six seasons, and he was a national talk show host on the Fox Sports Radio Network in Los Angeles.

A native of Massachusetts, Horton lives in Minneapolis with his wife, Amy, and their two children.



JOHN FOCKE
EXECUTIVE PRODUCER & STUDIO HOST

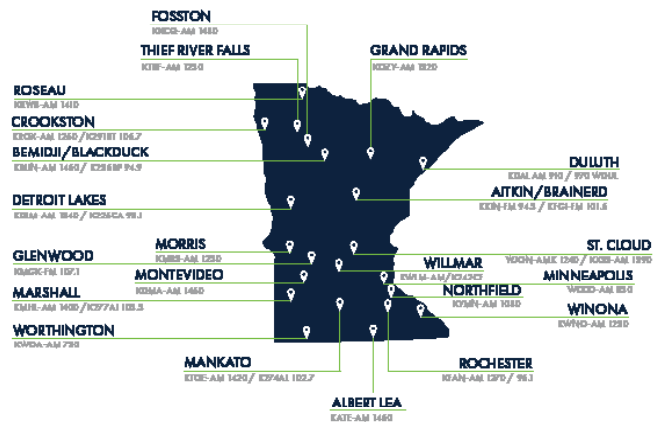
John Focke joined the Minnesota Timberwolves as executive producer and studio host before the 2007-08 season. Prior to joining the Timberwolves and Lynx, Focke was the voice of Northern Michigan University hockey as well as the host of the University's football and basketball pregame, half-time and post game shows, in addition to providing color commentary for the games.

In addition to his duties as executive producer/studio host for both the Wolves and Lynx, Focke also serves as the radio play-by-play voice for the Lynx throughout the summer.

A native of St. Paul, Focke graduated from Ohio University in 2002 before starting his career as a sports director at KATE Radio in Albert Lea where he called play-by-play for the local high school and covered the Wolves, Twins, Vikings, Wild and Gophers. Focke also spent a year with the Minnesota Wild as a part time producer with their Radio Network.

Focke and his wife, Ali, live in Minneapolis.

TIMBERWOLVES RADIO NETWORK



ADDITIONAL RADIO AFFILIATES



TIMBERWOLVES RADIO NETWORK

WCCO
NEWS RADIO
830



2016-17 REVIEW



2016-17
RECORD: 31-51



BACK ROW (L-R): Player Development Coach Vince Legarza, Nemanja Bjelica, Jordan Hill, Gorgui Dieng, Karl-Anthony Towns, Cole Aldrich, Adreian Payne, Lance Stephenson

MIDDLE ROW (L-R): Head Video Coordinator Sam Newman-Beck, Shabazz Muhammad, Kris Dunn, Ricky Rubio, Andrew Wiggins, Brandon Rush, Zach LaVine, Tyus Jones, Special Assistant to the President of Basketball Operations Daisuke Yoshimoto, Shooting Coach Peter Patton

FRONT ROW (L-R): Assistant Coach Andy Greer, Assistant Coach Rick Brunson, Head Coach/President of Basketball Operations Tom Thibodeau, Assistant Coach Ryan Saunders, Assistant Coach Ed Pinckney

PLAYER	G-GS	MIN	FG	FGA	PCT	FG	FGA	PCT	FT	FTA	PCT	OFF	DEF	TOT	AST	PF	STL	BLK	PTS	AVG
Towns	82-82	3031	802	1480	.542	101	275	.367	356	428	.832	296	711	1007	220	241	56	103	2061	25.1
Wiggins	82-82	3048	709	1570	.452	103	289	.356	412	542	.760	102	226	328	189	183	82	30	1933	23.6
LaVine	47-47	1749	326	710	.459	120	310	.387	117	140	.836	19	141	160	139	104	41	10	889	18.9
Rubio	75-75	2469	261	650	.402	60	196	.306	254	285	.891	68	237	305	682	202	128	10	836	11.1
Dieng	82-82	2653	332	661	.502	16	43	.372	136	167	.814	188	459	647	158	254	88	95	816	10.0
Muhammad	78-1	1516	288	598	.482	49	146	.336	147	190	.774	84	136	220	35	86	22	6	772	9.9
Bjelica	65-1	1190	151	356	.424	56	177	.316	45	61	.738	57	187	244	79	154	40	20	403	6.2
Casspi (TOT)	36-2	642	77	165	.467	15	43	.349	17	29	.586	27	85	112	37	50	23	3	186	5.2
Casspi (MIN)	13-0	222	19	39	.487	2	10	.200	5	8	.625	6	14	20	11	24	13	2	45	3.5
Rush	47-33	1030	70	187	.374	44	114	.386	13	18	.722	16	83	99	45	42	22	23	197	4.2
Dunn	78-7	1333	118	313	.377	21	73	.288	36	59	.610	24	142	166	188	178	78	36	293	3.8
Payne	18-0	135	23	54	.426	3	15	.200	14	19	.737	9	24	33	7	32	8	7	63	3.5
Stephenson	6-0	67	10	21	.476	0	2	.000	1	2	.500	0	10	10	5	2	0	0	21	3.5
Jones	60-0	774	75	181	.414	26	73	.356	33	43	.767	10	57	67	156	50	48	5	209	3.5
Hill	7-0	47	5	13	.385	0	0	---	2	2	1.000	8	6	14	0	9	1	0	12	1.7
Aldrich	62-0	531	45	86	.523	0	0	---	15	22	.682	51	107	158	25	85	25	23	105	1.7
Lucas	5-0	11	1	4	.250	0	1	.000	0	0	---	0	0	0	1	0	2	0	2	0.4
TIMBERWOLVES	82	19805	3235	6923	.467	601	1724	.349	1586	1986	.799	938	2540	3478	1940	1646	654	370	8657	105.6
OPPONENTS	82	19805	3246	6829	.475	811	2213	.366	1445	1881	.768	806	2508	3314	1896	1681	629	413	8748	106.7



2016-17 SCHEDULE & RESULTS

G#	DATE	OPPONENT	WOLVES/OPP	W-L	HIGH POINTS	HIGH REBOUNDS	ATTEND.	G#	DATE	OPPONENT	WOLVES/OPP	W-L	HIGH POINTS	HIGH REBOUNDS	ATTEND.
1	Oct 26	@Memphis	L 98-102	0-1	Wiggins-25	Dieng-14	18,119	42	Jan 17	@San Antonio	L114-122	14-28	Towns-27	Towns-16	18,418
2	Oct 29	@Sacramento	L103-106	0-2	Wiggins-29	Dieng-13	17,608	43	Jan 19	@L.A. Clipper	W104-101	15-28	Towns-37	Towns-12	19,060
3	Nov 1	MEMPHIS	W116- 80	1-2	LaVine-31	Towns-11	14,774	44	Jan 22	DENVER	W111-108	16-28	Towns-32	Towns-12	12,788
4	Nov 3	DENVER	L 99-102	1-3	Towns-32	Towns-14	11,219	45	Jan 24	@Phoenix	W112-111	17-28	Wiggins-31	Towns-10	17,241
5	Nov 5	@Oklahoma City	L 92-112	1-4	Towns-33	Dieng-8	18,203	46	Jan 26	INDIANA	L103-109	17-29	Towns-33	Towns-10	14,862
6	Nov 8	@Brooklyn	L110-119	1-5	Wiggins-36	Wiggins-8	13,610	47	Jan 28	BROOKLYN	W129-109	18-29	Towns-37	Towns-13	14,798
7	Nov 9	@Orlando	W123-107	2-5	LaVine-37	Dieng/Towns-11	17,102	48	Jan 30	ORLANDO	W111-105(OT)	19-29	Wiggins-27	Dieng-14	11,124
8	Nov 12	L.A. CLIPPERS	L105-119	2-6	Towns-24	Towns-10	14,494	49	Feb 1	@Cleveland	L 97-125	19-30	Towns-26	Towns-12	20,562
9	Nov 13	L.A. LAKERS	W125- 99	3-6	Wiggins-47	Towns-12	14,432	50	Feb 3	@Detroit	L108-116	19-31	Towns-24	Dieng-12	16,934
10	Nov 15	CHARLOTTE	L108-115	3-7	Wiggins-29	Dieng-11	10,349	51	Feb 4	MEMPHIS	L 99-107	19-32	Towns-27	Towns-15	15,081
11	Nov 17	PHILADELPHIA	W110- 86	4-7	Wiggins-35	Dieng/Towns/Wiggins-10	16,866	52	Feb 6	MIAMI	L113-115	19-33	Towns-35	Towns-8	12,502
12	Nov 19	@Memphis	L 71- 93	4-8	LaVine-22	Dieng-11	17,112	53	Feb 8	TORONTO	W112-109	20-33	Wiggins-31	Towns-14	13,832
13	Nov 21	BOSTON	L 93- 99	4-9	Towns-27	Towns-18	13,167	54	Feb 10	NEW ORLEANS	L106-122	20-34	Towns-36	Dieng/Towns-8	16,093
14	Nov 23	@New Orleans	L 96-117	4-10	LaVine-26	Towns-11	15,555	55	Feb 12	CHICAGO	W117- 89	21-34	Wiggins-27	Dieng-13	19,356
15	Nov 25	@Phoenix	W 98- 85	5-10	Wiggins-25	Towns-10	16,728	56	Feb 14	CLEVELAND	L108-116	21-35	Wiggins-41	Dieng-10	17,738
16	Nov 26	@Golden State	L102-115	5-11	LaVine-31	Towns-9	19,596	57	Feb 15	@Denver	W112- 99	22-35	Wiggins-40	Towns-19	13,924
17	Nov 28	UTAH	L103-112	5-12	LaVine-28	Towns-12	9,384	58	Feb 24	DALLAS	W 97- 84	23-35	Wiggins-27	Towns-18	15,948
18	Nov 30	NEW YORK	L104-106	5-13	Towns-47	Towns-18	13,987	59	Feb 25	@Houston	L130-142	23-36	Towns-37	Towns-22	18,055
19	Dec 2	@New York	L114-118	5-14	LaVine-23	Aldrich-12	19,812	60	Feb 27	@Sacramento	W102- 88	24-36	Towns-29	Towns-17	17,608
20	Dec 3	@Charlotte	W125-120(OT)	6-14	Wiggins-29	Towns-15	16,982	61	Mar 1	@Utah	W107- 80	25-36	Towns-21	Towns-15	19,127
21	Dec 6	SAN ANTONIO	L 91-105	6-15	LaVine-25	Towns-14	12,585	62	Mar 4	@San Antonio	L 90- 97(OT)	25-37	Towns-24	Towns-14	18,418
22	Dec 8	@Toronto	L110-124	6-16	LaVine-29	Towns-11	19,800	63	Mar 8	L.A. CLIPPERS	W107- 91	26-37	Towns-29	Towns-14	14,933
23	Dec 9	DETROIT	L 90-117	6-17	Wiggins-16	Towns-12	14,109	64	Mar 10	GOLDEN STATE	W103-102	27-37	Wiggins-24	Bjelica-12	20,412
24	Dec 11	GOLDEN STATE	L108-116	6-18	LaVine/Towns/Wiggins-25	Towns-18	18,452	65	Mar 11	@Milwaukee	L 95-102	27-38	Towns-35	Towns-14	18,717
25	Dec 13	@Chicago	W 99- 94	7-18	LaVine-24	Towns-11	21,146	66	Mar 13	WASHINGTON	W119-104	28-38	Towns-39	Towns-13	15,747
26	Dec 17	HOUSTON	L109-111(OT)	7-19	Towns-41	Towns-16	14,689	67	Mar 15	@Boston	L104-117	28-39	Rubio-23	Towns-14	18,624
27	Dec 19	PHOENIX	W115-108	8-19	Towns-28	Towns-15	12,008	68	Mar 17	@Miami	L105-123	28-40	Towns-31	Towns-11	19,600
28	Dec 21	@Atlanta	W 92- 84	9-19	Wiggins-19	Towns-18	17,578	69	Mar 19	@New Orleans	L109-123	28-41	Towns-33	Dieng-9	16,111
29	Dec 23	SACRAMENTO	L105-109	9-20	LaVine-40	Towns-13	13,288	70	Mar 21	SAN ANTONIO	L 93-100	28-42	Towns-25	Towns-15	13,742
30	Dec 25	@Oklahoma City	L100-112	9-21	Towns-26	Towns-8	18,203	71	Mar 24	@L.A. Lakers	L119-130(OT)	28-43	Wiggins-36	Towns-14	18,997
31	Dec 26	ATLANTA	W104- 90	10-21	Towns-22	Towns-11	15,617	72	Mar 25	@Portland	L100-112	28-44	Wiggins-20	Dieng-7	19,580
32	Dec 28	@Denver	L103-105	10-22	Wiggins-25	Towns-11	15,093	73	Mar 28	@Indiana	W115-114	29-44	Towns-37	Towns-12	17,534
33	Dec 30	MILWAUKEE	W116- 99	11-22	Wiggins-31	Towns-16	17,779	74	Mar 30	L.A. LAKERS	W119-104	30-44	Rubio-33	Dieng-15	18,179
34	Jan 1	PORTLAND	L 89- 95	11-23	Wiggins-24	Towns-13	15,804	75	Apr 1	SACRAMENTO	L117-123	30-45	Wiggins-32	Towns-11	18,960
35	Jan 3	@Philadelphia	L 91- 93	11-24	LaVine-28	Towns-16	17,124	76	Apr 3	PORTLAND	W110-109	31-45	Towns-34	Towns-12	14,677
36	Jan 6	@Washington	L105-112	11-25	Wiggins-41	Dieng-11	18,686	77	Apr 4	@Golden State	L107-121	31-46	Muhammad/Wiggins-24	Muhammad-11	19,596
37	Jan 7	UTAH	L 92- 94	11-26	LaVine-24	Towns-15	13,945	78	Apr 6	@Portland	L 98-105	31-47	Wiggins-36	Towns-16	19,393
38	Jan 9	DALLAS	W101- 92	12-26	Towns-34	Towns-11	9,625	79	Apr 7	@Utah	L113-120	31-48	Towns-32	Towns-13	19,911
39	Jan 11	HOUSTON	W119-105	13-26	Wiggins-28	Towns-18	13,858	80	Apr 9	@L.A. Lakers	L109-110	31-49	Wiggins-41	Towns-21	18,997
40	Jan 13	OKLAHOMA CITY	W 96- 86	14-26	Towns-29	Towns-17	16,644	81	Apr 11	OKLAHOMA CITY	L 98-100	31-50	Towns-26	Towns-12	19,356
41	Jan 15	@Dallas	L 87- 98	14-27	Dieng-21	Towns-9	19,655	82	Apr 12	@Houston	L118-123	31-51	Towns-28	Towns-21	18,055



2016-17 SEASON SUMMARY

WOLVES VS. THE NBA IN 2016-17

	RECORD	HOME	ROAD	OT				
OVERALL	31-51	20-21	11-30	2-3	Head Coach: Tom Thibodeau			
Atlantic	3-7	3-2	0-5		Overall: 6 Years			
Central	4-6	2-3	2-3		286 Won			
Southeast	6-4	3-2	3-2	2-0	190 Lost			
EASTERN	13-17	8-7	5-10	2-0	.601 Pct.			
Southwest	4-14	4-5	0-9	0-2	W/Club: 1 Year			
Northwest	5-11	3-5	2-6		31 Won			
Pacific	9-9	5-4	4-5	0-1	51 Lost			
WESTERN	18-34	12-14	6-20	0-3	.378 Pct.			

TEAM WINNING & LOSING STREAKS

	OVERALL	HOME	ROAD		
LONG:	Loss-6	Loss-1	Loss-5		
	Win-3	Win-2	Win-2		
	Loss-6	Loss-7	Loss-7		
LAST:	Win-04/03 vs. Portland, 110-109	Win-04/03 vs. Portland, 110-109	Win-03/28 at Indiana, 115-114		
	Loss-04/12 at Houston, 118-123	Loss-04/11 vs. Oklahoma City, 98-100	Loss-04/12 at Houston, 118-123		
	WON	LOST	OFFENSE	VS OPP	HOME ATTENDANCE
OCT.	0	2	100+ 26-32	If Opp W/L to date:	41 Games
NOV.	5	11	100< 5-19	.500+ 17-29	607,203 Total
DEC.	6	9		.500- 14-21	14,810 Average
JAN.	8	7	DEFENSE		20,412 High
FEB.	5	7	100+ 15-44		3 Sellouts
MAR.	6	8	100< 16-7		
APR.	1	7			

WOLVES MARGINS OF VICTORY/DEFEAT

MARGINS	1	2	3	4	5	6	7	8	9	10	11	12	13	14	15	16	17	18	19	20	21	22	23	24	25	26	27	28	29	30	31	32	33	34	35	36	37	38	39	40	41	42	43	44	45	46+	
Won By:	4		3		2	1	1	1	1	1			3	3	2	2	1			1				1		1	1	1								1											
Lost By:	1	7	2	3	1	4	7	5	2		2	3	2	5		1		1		1	1	1						1																			

AT START OF:	OVERALL	HOME	ROAD	FG%	OVERALL	HOME	ROAD
2ND-	AHEAD:	23-21	16-9	7-12	-44%	6-29	4-13
	BEHIND:	7-27	3-12	4-15	45-49%	11-15	4-11
	TIED:	1-3	1-0	0-3	50-54%	11-7	3-6
3RD-	AHEAD:	24-20	17-11	7-9	55-59%	3-0	0-0
	BEHIND:	7-26	3-9	4-17	+60%	0-0	0-0
	TIED:	0-5	0-1	0-4			
4TH-	AHEAD:	24-12	18-6	6-6			
	BEHIND:	6-38	1-14	5-24			
	TIED:	1-1	1-1	0-0			



2016-17 TEAM NOTES

STARTING LINEUPS

GAME #S	FORWARD	FORWARD	CENTER	GUARD	GUARD	REC
1-2,8,10-38,41-43,45-50	Wiggins	Dieng	Towns	Rubio	LaVine	13-28
3-7,44	Wiggins	Dieng	Towns	Dunn	LaVine	3-3
9	Bjelica	Dieng	Towns	Rubio	Wiggins	1-0
39-40,51-62,64-81	Rush	Dieng	Towns	Rubio	Wiggins	13-19
63	Muhammad	Dieng	Towns	Rubio	Wiggins	1-0
82	Rush	Dieng	Towns	Dunn	Wiggins	0-1

GAME LEADERS

TIMES LED TEAM				DOUBLE FIGURES					(* Triple-Double)	
PLAYER	PTS	REB	AST	10+	20+	30+	10+	10+	DOUBLE-DOUBLES	
				PTS	PTS	PTS	REB	AST	PT/ REB	PT/ AST
Cole Aldrich	0	1	0	1	0	0	1	0	1	0
Nemanja Bjelica	0	1	0	15	1	0	4	0	4	0
Omri Casspi	0	0	0	0	0	0	0	0	0	0
Gorgui Dieng	1	16	2	45	3	0	21	0	13	0
Kris Dunn	0	0	6	7	0	0	0	1	0	1
Jordan Hill	0	0	0	0	0	0	0	0	0	0
Tyus Jones	0	0	5	5	0	0	0	0	0	0
Zach LaVine	14	0	2	41	22	4	0	0	0	0
Shabazz Muhammad	1	1	0	40	8	0	1	0	1	0
Adreian Payne	0	0	0	1	0	0	0	0	0	0
Ricky Rubio	2	0	70	44	9	1	1	34	*1	25
Brandon Rush	0	0	0	6	0	0	0	0	0	0
Karl-Anthony Towns	37	65	5	81	62	21	63	1	62	*1
Andrew Wiggins	30	2	0	79	57	14	1	0	1	0
John Lucas III	0	0	0	0	0	0	0	0	0	0
Lance Stephenson	0	0	0	0	0	0	0	0	0	0

BY THE NUMBERS: The Wolves were...

26-32 when scoring 100+ points
5-19 when scoring less than 100
25-22 when shooting 45%+
6-29 when shooting less than 45%
25-14 when outshooting their foe or even
6-37 when being outshot
13-13 when committing <15 TOs
18-38 when committing 15+ TOs
25-13 when leading or tied after 3 quarters
6-38 when trailing after 3 quarters

15-44 when allowing 100+ points
6-17 when allowing less than 100
11-42 when allowing 45%+
20-9 when allowing less than 45%
23-29 when outrebounding their foe or tied
8-22 when being outrebounded
20-20 when forcing 15+ TOs
11-31 when forcing <15 TOs
18-19 in games decided by 10+ points
7-13 in games decided by <10 points



2016-17 GAME-BY-GAME STATS

DATE	OPPONENT	FG-FGA	FG%	3P-3PA	3P%	FT-FTA	FT%	OR	DR	TR	AST	PF	STL	TO	BLK	PTS
O26	@ Memphis	36-86	.419	6-18	.333	20-29	.690	15	30	45	20	23	6	11	5	98
O29	@ Sacramento	37-70	.529	7-22	.318	22-31	.710	7	29	36	19	25	6	14	5	103
N1	MEMPHIS	43-78	.551	12-20	.600	18-23	.783	10	40	50	29	22	10	21	5	116
N3	DENVER	35-88	.398	9-22	.409	20-25	.800	14	29	43	20	22	8	16	4	99
N5	@ Oklahoma City	33-84	.393	4-19	.211	22-29	.759	17	24	41	12	19	7	17	8	92
N8	@ Brooklyn	39-92	.424	12-28	.429	20-28	.714	15	26	41	20	21	11	17	3	110
N9	@ Orlando	45-87	.517	13-23	.565	20-26	.769	10	35	45	27	23	8	7	5	123
N12	L.A. CLIPPERS	40-89	.449	8-22	.364	17-21	.810	15	24	39	26	31	11	13	3	105
N13	L.A. LAKERS	42-80	.525	13-27	.481	28-42	.667	9	35	44	28	19	10	10	4	125
N15	CHARLOTTE	38-89	.427	15-35	.429	17-21	.810	14	29	43	25	19	4	18	5	108
N17	PHILADELPHIA	43-84	.512	6-25	.240	18-20	.900	14	34	48	18	19	7	13	8	110
N19	@ Memphis	25-64	.391	7-22	.318	14-22	.636	5	29	34	16	25	5	19	5	71
N21	BOSTON	36-86	.419	4-24	.167	17-25	.680	16	35	51	23	19	5	15	4	93
N23	@ New Orleans	33-86	.384	3-17	.176	27-33	.818	8	33	41	23	19	12	17	3	96
N25	@ Phoenix	34-85	.400	7-22	.318	23-25	.920	11	28	39	16	27	15	17	8	98
N26	@ Golden State	41-89	.461	10-35	.286	10-12	.833	8	24	32	22	15	8	14	3	102
N28	UTAH	36-81	.444	7-19	.368	24-25	.960	10	29	39	26	23	8	15	2	103
N30	NEW YORK	34-77	.442	4-19	.211	32-39	.821	11	29	40	17	17	9	15	5	104
D2	@ New York	41-88	.466	10-28	.357	22-24	.917	13	30	43	25	25	6	14	6	114
D3	@ Charlotte	48-106	.453	10-27	.370	19-22	.864	14	37	51	32	19	10	11	10	125
D6	SAN ANTONIO	36-82	.439	7-20	.350	12-18	.667	11	30	41	19	20	4	15	2	91
D8	@ Toronto	45-88	.511	9-28	.321	11-15	.733	16	27	43	19	26	3	14	1	110
D9	DETROIT	37-78	.474	3-16	.188	13-20	.650	7	30	37	19	16	4	12	2	90
D11	GOLDEN STATE	36-81	.444	9-24	.375	27-36	.750	16	35	51	17	21	3	15	2	108
D13	@ Chicago	38-86	.442	6-21	.286	17-22	.773	14	34	48	24	14	3	14	8	99
D17	HOUSTON	41-92	.446	7-21	.333	20-27	.741	13	42	55	29	21	9	22	6	109
D19	PHOENIX	42-86	.488	7-19	.368	24-25	.960	11	30	41	26	25	8	19	7	115
D21	@ Atlanta	35-83	.422	9-29	.310	13-14	.929	15	37	52	21	11	6	17	6	92
D23	SACRAMENTO	36-79	.456	12-32	.375	21-26	.808	12	30	42	18	21	5	13	4	105
D25	@ Oklahoma City	39-83	.470	4-12	.333	18-23	.783	11	25	36	19	21	11	13	2	100
D26	ATLANTA	37-82	.451	15-31	.484	15-18	.833	11	29	40	26	19	11	15	3	104
D28	@ Denver	42-94	.447	7-25	.280	12-17	.706	16	27	43	29	15	8	8	3	103
D30	MILWAUKEE	43-77	.558	13-25	.520	17-21	.810	8	26	34	30	17	8	11	5	116
J1	PORTLAND	35-87	.402	7-23	.304	12-18	.667	13	34	47	21	25	11	17	5	89
J3	@ Philadelphia	33-82	.402	7-24	.292	18-20	.900	9	38	47	20	24	7	18	6	91
J6	@ Washington	42-88	.477	7-18	.389	14-17	.824	12	26	38	22	15	6	10	2	105
J7	UTAH	35-80	.438	7-20	.350	15-21	.714	14	34	48	23	21	3	16	3	92
J9	DALLAS	40-71	.563	6-16	.375	15-21	.714	9	33	42	30	24	11	19	4	101
J11	HOUSTON	44-81	.543	8-23	.348	23-25	.920	9	40	49	31	19	8	18	9	119
J13	OKLAHOMA CITY	39-86	.453	5-18	.278	13-14	.929	9	33	42	21	22	11	16	6	96
J15	@ Dallas	35-80	.438	5-21	.238	12-18	.667	10	34	44	20	16	7	12	1	87
J17	@ San Antonio	36-73	.493	6-13	.462	36-41	.878	6	33	39	26	22	5	18	6	114



2016-17 GAME-BY-GAME STATS

DATE	OPPONENT	FG-FGA	FG%	3P-3PA	3P%	FT-FTA	FT%	OR	DR	TR	AST	PF	STL	TO	BLK	PTS
J19	@ L.A. Clippers	40-84	.476	5-16	.313	19-25	.760	13	30	43	25	21	3	14	2	104
J22	DENVER	45-85	.529	6-15	.400	15-21	.714	8	28	36	29	24	11	15	8	111
J24	@ Phoenix	44-84	.524	6-17	.353	18-24	.750	10	32	42	24	21	8	15	4	112
J26	INDIANA	36-81	.444	10-27	.370	21-27	.778	6	28	34	27	20	13	13	5	103
J28	BROOKLYN	47-93	.505	9-20	.450	26-32	.813	13	36	49	27	21	8	11	8	129
J30	ORLANDO	40-91	.440	12-29	.414	19-26	.731	9	41	50	29	20	3	12	11	111
F1	@ Cleveland	41-94	.436	7-21	.333	8-10	.800	12	26	38	26	19	7	13	3	97
F3	@ Detroit	44-89	.494	5-17	.294	15-19	.789	11	29	40	25	19	5	13	6	108
F4	MEMPHIS	35-84	.417	10-26	.385	19-24	.792	16	29	45	22	27	4	13	3	99
F6	MIAMI	43-80	.538	5-11	.455	22-28	.786	8	26	34	25	15	13	11	1	113
F8	TORONTO	39-80	.488	7-19	.368	27-30	.900	11	25	36	22	20	8	8	3	112
F10	NEW ORLEANS	38-82	.463	6-27	.222	24-32	.750	12	22	34	22	21	11	13	0	106
F12	CHICAGO	44-81	.543	6-24	.250	23-26	.885	10	36	46	27	14	11	15	4	117
F14	CLEVELAND	42-86	.488	9-23	.391	15-19	.789	8	33	41	27	18	6	11	2	108
F15	@ Denver	41-86	.477	6-18	.333	24-28	.857	9	36	45	20	15	12	7	4	112
F24	DALLAS	41-78	.526	5-13	.385	10-14	.714	9	35	44	24	12	9	16	4	97
F25	@ Houston	49-94	.521	9-26	.346	23-28	.821	21	37	58	28	26	10	25	2	130
F27	@ Sacramento	40-95	.421	8-23	.348	14-20	.700	16	36	52	25	15	11	10	7	102
M1	@ Utah	39-78	.500	8-16	.500	21-26	.808	10	38	48	23	15	11	12	7	107
M4	@ San Antonio	35-89	.393	4-16	.250	16-22	.727	16	39	55	24	20	6	18	3	90
M8	L.A. CLIPPERS	42-86	.488	5-20	.250	18-20	.900	14	36	50	26	23	10	14	4	107
M10	GOLDEN STATE	39-88	.443	4-14	.286	21-27	.778	14	32	46	21	18	6	11	3	103
M11	@ Milwaukee	37-81	.457	5-13	.385	16-21	.762	11	27	38	21	22	4	13	4	95
M13	WASHINGTON	45-86	.523	10-21	.476	19-22	.864	8	38	46	27	24	8	15	7	119
M15	@ Boston	40-91	.440	8-27	.296	16-20	.800	15	27	42	26	21	4	8	1	104
M17	@ Miami	41-82	.500	2-12	.167	21-22	.955	9	19	28	14	21	6	11	6	105
M19	@ New Orleans	44-86	.512	9-25	.360	12-17	.706	8	27	35	30	14	11	15	6	109
M21	SAN ANTONIO	32-72	.444	7-15	.467	22-25	.880	12	27	39	20	24	10	23	2	93
M24	@ L.A. Lakers	46-95	.484	7-21	.333	20-22	.909	12	25	37	32	20	13	14	10	119
M25	@ Portland	37-76	.487	2-10	.200	24-32	.750	6	21	27	15	14	10	8	3	100
M28	@ Indiana	37-78	.474	9-20	.450	32-37	.865	11	24	35	22	22	10	14	9	115
M30	L.A. LAKERS	43-89	.483	10-21	.476	23-30	.767	14	26	40	30	20	9	11	5	119
A1	SACRAMENTO	39-87	.448	9-27	.333	30-38	.789	10	31	41	27	23	8	11	4	117
A3	PORTLAND	41-84	.488	4-9	.444	24-28	.857	12	32	44	26	18	3	11	5	110
A4	@ Golden State	41-96	.427	4-19	.211	21-26	.808	19	31	50	22	19	9	14	3	107
A6	@ Portland	38-87	.437	4-18	.222	18-20	.900	9	38	47	16	20	7	13	4	98
A7	@ Utah	39-79	.494	7-16	.438	28-28	1.000	9	25	34	22	25	11	12	1	113
A9	@ L.A. Lakers	40-80	.500	3-15	.200	26-31	.839	8	33	41	27	16	8	15	6	109
A11	OKLAHOMA CITY	38-86	.442	5-20	.250	17-25	.680	11	24	35	24	17	12	11	3	98
A12	@ Houston	48-91	.527	11-23	.478	11-15	.733	10	39	49	37	15	7	15	3	118
SEASON TOTALS		3235-6922	.467	601-1723	.349	1586-1986	.799	938	2540	3478	1940	1646	654	1150	370	8657
SEASON AVERAGES		39.5-84.4		7.3-21.0		19.3-24.2		11.4	31.0	42.4	23.7	20.1	8.0	14.0	4.5	105.6



2016-17 SEASON SUPERLATIVES

WOLVES INDIVIDUAL HIGHS

Points	47	Andrew Wiggins vs. L.A. Lakers (11/13/16); Karl-Anthony Towns vs. New York (11/30/16)
Field Goals Made	17	(3x) MR: Karl-Anthony Towns at L.A. Lakers (4/9/17)
Field Goals Attempted	30	Andrew Wiggins at Washington (1/6/17)
Field Goal Percentage (Min. 10 FGM)	.833	(10-12) Gorgui Dieng at Dallas (1/15/17)
3-Point Field Goals Made	7	Zach LaVine at Orlando (11/9/16); Zach LaVine vs. Sacramento (12/23/16)
3-Point Field Goals Attempted	12	Zach LaVine at Golden State (11/26/16); Zach LaVine vs. Sacramento (12/23/16)
Free Throws Made	17	Andrew Wiggins vs. L.A. Lakers (11/13/16); Karl-Anthony Towns vs. New York (11/30/16)
Free Throws Attempted	22	Andrew Wiggins vs. L.A. Lakers (11/13/16)
Free Throw Percentage (Min. 10 FTM)	1.000	(13-13) Karl-Anthony Towns vs. Toronto (2/8/17); (13-13) Ricky Rubio at Indiana (3/28/17)
Total Rebounds	22	Karl-Anthony Towns at Houston (2/25/17)
Offensive Rebounds	9	Karl-Anthony Towns at Houston (2/25/17)
Defensive Rebounds	20	Karl-Anthony Towns at Houston (4/12/17)
Assists	19	Ricky Rubio vs. Washington (3/13/17)
Steals	5	(5x) MR: Omri Casspi at Utah (4/7/17)
Turnovers	8	Zach LaVine vs. Houston (12/17/16) OT
Blocked Shots	4	(5x) MR: Karl-Anthony Towns vs. Brooklyn (1/28/17)
Minutes Played	45:41	Karl-Anthony Towns at San Antonio (3/4/17) OT

WOLVES HIGHS

Points, Game	130	at Houston (2/25/17)
Points, 1st Half	74	at Orlando (11/9/16)
Points, 2nd Half	72	at Houston (2/25/17)
Points, 1st Quarter	41	vs. Washington (3/13/17)
Points, 2nd Quarter	41	at San Antonio (1/17/17)
Points, 3rd Quarter	37	(2x) MR: vs. Portland (4/3/17)
Points, 4th Quarter	42	at Houston (2/25/17)
Points, Overtime	19	at Charlotte (12/3/16)

Field Goals Made	49	at Houston (2/25/17)
Field Goals Att	106	at Charlotte (12/3/16) OT
Field Goal Pct	.563	(40-71) vs. Dallas (1/9/17)

3-Pt Field Goals Made	15	(2x) MR: vs. Atlanta (12/26/16)
3-Pt Field Goals Att	35	(2x) MR: at Golden State (11/26/16)
3-Pt Field Goal Pct	.600	(12-20) vs. Memphis (11/1/16)

Free Throws Made	36	at San Antonio (1/17/17)
Free Throws Att	42	vs. L.A. Lakers (11/13/16)
Free Throw Pct	1.000	(28-28) at Utah (4/7/17)

Total Rebounds	58	at Houston (2/25/17)
Offensive Rebounds	21	at Houston (2/25/17)
Defensive Rebounds	42	vs. Houston (12/17/16) OT

Assists	37	at Houston (4/12/17)
Steals	15	at Phoenix (11/25/16)
Turnovers	25	at Houston (2/25/17)
Blocked Shots	11	vs. Orlando (1/30/17) OT
Personal Fouls	31	vs. L.A. Clippers (11/12/16)

WOLVES LOWS

Points, Game	71	at Memphis (11/19/16)
Points, 1st Half	39	at Memphis (11/19/16)
Points, 2nd Half	28	at San Antonio (3/4/17)
Points, 1st Quarter	16	(3x) MR: vs. Oklahoma City (4/11/17)
Points, 2nd Quarter	15	(2x) MR: vs. Oklahoma City (1/13/17)
Points, 3rd Quarter	12	at Sacramento (10/29/16)
Points, 4th Quarter	11	at Portland (4/6/17)
Points, Overtime	7	at San Antonio (3/4/17)

Field Goals Made	25	at Memphis (11/19/16)
Field Goals Att	64	at Memphis (11/19/16)
Field Goal Pct	.384	(33-86) at New Orleans (11/23/16)

3-Pt Field Goals Made	2	(2x) MR: at Portland (3/25/17)
3-Pt Field Goals Att	9	vs. Portland (4/3/17)
3-Pt Field Goal Pct	.167	(4-24) vs. Boston (11/21/16)

Free Throws Made	8	at Cleveland (2/1/17)
Free Throws Att	10	at Cleveland (2/1/17)
Free Throw Pct	.636	(14-22) at Memphis (11/19/16)

Total Rebounds	27	at Portland (3/25/17)
Offensive Rebounds	5	at Memphis (11/19/16)
Defensive Rebounds	19	at Miami (3/17/17)

Assists	12	at Oklahoma City (11/5/16)
Steals	3	(7x) MR: vs. Portland (4/3/17)
Turnovers	7	(2x) MR: at Denver (2/15/17)
Blocked Shots	0	vs. New Orleans (2/10/17)
Personal Fouls	11	at Atlanta (12/21/16)

OPPONENT INDIVIDUAL HIGHS

Points	45	Anthony Davis at New Orleans (11/23/16)
Field Goals Made	17	Anthony Davis at New Orleans (11/23/16)
Field Goals Attempted	27	(3x) MR: Stephen Curry vs. Golden State (3/10/17)
Field Goal Percentage (Min. 10 FGM)	.917	(11-12) Clint Capela at Houston (4/12/17)
3-Point Field Goals Made	8	Jordan Clarkson at L.A. Lakers (3/24/17) OT; Allen Crabbe at Portland (4/6/17)
3-Point Field Goals Attempted	16	Ryan Anderson vs. Houston (12/17/16) OT
Free Throws Made	14	John Wall vs. Washington (3/13/17)
Free Throws Attempted	19	John Wall vs. Washington (3/13/17)
Free Throw Percentage (Min. 10 FTM)	1.000	(12-12) JaMychal Green vs. Memphis (2/4/17)
Total Rebounds	22	Andre Drummond vs. Detroit (12/9/16)
Offensive Rebounds	8	(4x) MR: Derrick Favors at Utah (3/1/17)
Defensive Rebounds	14	Andre Drummond vs. Detroit (12/9/16)
Assists	18	John Wall at Washington (1/6/17)
Steals	6	Andrew Harrison vs. Memphis (11/1/16); Kawhi Leonard at San Antonio (3/4/17) OT
Turnovers	10	Russell Westbrook vs. Oklahoma City (1/13/17)
Blocked Shots	6	Kevin Durant at Golden State (11/26/16)
Minutes Played	47:14	Jordan Clarkson at L.A. Lakers (3/24/17) OT

OPPONENT HIGHS

Points, Game	142	at Houston (2/25/17)
Points, 1st Half	71	vs. Miami (2/6/17)
Points, 2nd Half	76	at Houston (2/25/17)
Points, 1st Quarter	40	vs. Miami (2/6/17)
Points, 2nd Quarter	43	vs. Cleveland (2/14/17)
Points, 3rd Quarter	40	(3x) MR: at Utah (4/7/17)
Points, 4th Quarter	38	(3x) MR: vs. Memphis (2/4/17)
Points, Overtime	21	at L.A. Lakers (3/24/17)

Field Goals Made	50	at Miami (3/17/17)
Field Goals Att	101	at Charlotte (12/3/16) OT
Field Goal Pct	.634	(45-71) at Portland (3/25/17)

3-Pt Field Goals Made	22	at Houston (2/25/17)
3-Pt Field Goals Att	58	at Houston (2/25/17)
3-Pt Field Goal Pct	.609	(14-23) at L.A. Lakers (3/24/17) OT

Free Throws Made	33	(2x) MR: vs. Memphis (2/4/17)
Free Throws Att	42	at Houston (2/25/17)
Free Throw Pct	.938	(15-16) vs. L.A. Lakers (3/30/17)

Total Rebounds	54	vs. Oklahoma City (4/11/17)
Offensive Rebounds	18	(2x) MR: vs. Oklahoma City (4/11/17)
Defensive Rebounds	41	at New Orleans (11/23/16)

Assists	37	(2x) MR: at Houston (4/12/17)
Steals	17	vs. Memphis (11/1/16)
Turnovers	26	at Phoenix (11/25/16)
Blocked Shots	11	at Memphis (10/26/16)
Personal Fouls	31	vs. L.A. Lakers (11/13/16)

OPPONENT LOWS

Points, Game	80	(2x) MR: at Utah (3/1/17)
Points, 1st Half	33	vs. Philadelphia (11/17/16)
Points, 2nd Half	33	at Phoenix (11/25/16)
Points, 1st Quarter	14	at San Antonio (3/4/17)
Points, 2nd Quarter	13	vs. Portland (1/1/17)
Points, 3rd Quarter	13	vs. L.A. Clippers (3/8/17)
Points, 4th Quarter	10	at Phoenix (11/25/16)
Points, Overtime	7	vs. Orlando (1/30/17)

Field Goals Made	27	vs. Memphis (11/1/16)
Field Goals Att	71	vs. L.A. Lakers (11/13/16)
Field Goal Pct	.360	(27-75) vs. Memphis (11/1/16)

3-Pt Field Goals Made	2	at Memphis (11/19/16)
3-Pt Field Goals Att	15	at Chicago (12/13/16)
3-Pt Field Goal Pct	.111	(2-18) at Memphis (11/19/16)

Free Throws Made	6	(2x) MR: at Utah (3/1/17)
Free Throws Att	9	(3x) MR: vs. Dallas (2/24/17)
Free Throw Pct	.542	(13-24) at L.A. Clippers (1/19/17)

Total Rebounds	25	vs. Dallas (1/9/17)
Offensive Rebounds	3	vs. San Antonio (12/6/16)
Defensive Rebounds	19	at Houston (2/25/17)

Assists	10	vs. Memphis (11/1/16)
Steals	2	(2x) MR: at Boston (3/15/17)
Turnovers	5	vs. Portland (4/3/17)
Blocked Shots	1	(2x) MR: at New Orleans (3/19/17)
Personal Fouls	13	at Cleveland (2/1/17)



2016-17 TOP INDIVIDUAL PERFORMANCES

POINTS

47	Karl-Anthony Towns, 11/30 vs. N.Y.
47	Andrew Wiggins, 11/13 vs. LAL
41	Andrew Wiggins, 4/9 at LAL
41	Andrew Wiggins, 2/14 vs. Cle.
41	Andrew Wiggins, 1/6 at Was.
41	Karl-Anthony Towns, 12/17 vs. Hou.
40	Karl-Anthony Towns, 4/9 at LAL
40	Andrew Wiggins, 2/15 at Den.
40	Zach LaVine, 12/23 vs. Sac.

FIELD GOALS

17	Karl-Anthony Towns, 4/9 at LAL
17	Karl-Anthony Towns, 3/13 vs. Was.
17	Karl-Anthony Towns, 1/19 at LAC
16	MR: Karl-Anthony Towns, 2/25 at Hou.

FREE THROWS

17	Karl-Anthony Towns, 11/30 vs. N.Y.
17	Andrew Wiggins, 11/13 vs. LAL
13	Andrew Wiggins, 4/9 at LAL
13	Ricky Rubio, 3/28 at Ind.
13	Karl-Anthony Towns, 2/8 vs. Tor.
13	Ricky Rubio, 1/17 at S.A.

3-PT. FIELD GOALS

7	Zach LaVine, 12/23 vs. Sac.
7	Zach LaVine, 11/9 at Orl.
6	Ricky Rubio, 1/30 vs. Orl.
6	Zach LaVine, 12/30 vs. Mil.
6	Zach LaVine, 12/26 vs. Atl.
6	Zach LaVine, 11/8 at Bkn.

TOTAL REBOUNDS

22	Karl-Anthony Towns, 2/25 at Hou.
21	Karl-Anthony Towns, 4/12 at Hou.
21	Karl-Anthony Towns, 4/9 at LAL
19	Karl-Anthony Towns, 2/15 at Den.
18	Karl-Anthony Towns, 2/24 vs. Dal.
18	Karl-Anthony Towns, 1/11 vs. Hou.
18	Karl-Anthony Towns, 12/21 at Atl.
18	Karl-Anthony Towns, 12/11 vs. G.S.
18	Karl-Anthony Towns, 11/30 vs. N.Y.
18	Karl-Anthony Towns, 11/21 vs. Bos.

OFFENSIVE REBOUNDS

9	Karl-Anthony Towns, 2/25 at Hou.
8	Shabazz Muhammad, 4/4 at G.S.
8	Karl-Anthony Towns, 2/27 at Sac.
7	Karl-Anthony Towns, 12/11 vs. G.S.
7	Karl-Anthony Towns, 2/3 at Det.

DEFENSIVE REBOUNDS

20	Karl-Anthony Towns, 4/12 at Hou.
18	Karl-Anthony Towns, 4/9 at LAL
16	Karl-Anthony Towns, 1/11 vs. Hou.
15	MR: Karl-Anthony Towns, 2/15 at Den.

BLOCKED SHOTS

4	Karl-Anthony Towns, 1/28 vs. Bkn.
4	Karl-Anthony Towns, 1/22 vs. Den.
4	Gorgui Dieng, 1/17 at S.A.
4	Gorgui Dieng, 11/25 at Pho.
4	Gorgui Dieng, 11/5 at OkC

ASSISTS

19	Ricky Rubio, 3/13 vs. Was.
17	Ricky Rubio, 1/11 vs. Hou.
16	Kris Dunn, 4/12 at Hou.
16	Ricky Rubio, 4/3 vs. Por.
16	Ricky Rubio, 2/14 vs. Cle.
15	Ricky Rubio, 3/24 at LAL
15	Ricky Rubio, 1/17 at S.A.
15	Ricky Rubio, 1/9 vs. Dal.
14	Ricky Rubio, 3/19 at N.O.
14	Ricky Rubio, 2/24 vs. Dal.
14	Ricky Rubio, 1/13 vs. OkC

STEALS

5	Omri Casspi, 4/7 at Utah
5	Ricky Rubio, 1/9 vs. Dal.
5	Ricky Rubio, 11/25 at Pho.
5	Tyus Jones, 11/8 at Bkn.
5	Kris Dunn, 11/1 vs. Mem.

TURNOVERS

8	Zach LaVine, 12/17 vs. Hou.
7	Karl-Anthony Towns, 2/24 vs. Dal.
6	MR: Ricky Rubio, 3/13 vs. Was.

MINUTES PLAYED

46	Karl-Anthony Towns, 3/4 at S.A.
45	Karl-Anthony Towns, 1/30 vs. Orl.
45	Zach LaVine, 12/17 vs. Hou.
44	Andrew Wiggins, 3/24 at LAL
44	Gorgui Dieng, 3/28 at Ind.



2016-17 INDIVIDUAL HIGHS

PLAYER	MINUTES	FIELD GOALS	FREE THROWS	----- REBOUNDS -----			ASSISTS	STEALS	TURNOVERS	BLOCKED SHOTS	POINTS
				OFFENSIVE	DEFENSIVE	TOTAL					
COLE ALDRICH	27 DEC. 2 at N.Y.	4 (2) DEC. 2 at N.Y.	4 NOV. 25 at Phoe.	5 DEC. 2 at N.Y.	7 12 DEC. 2 at N.Y.	2 (5) DEC. 2 at N.Y.	3 FEB. 3 at Det.	1 (17) NOV. 13 vs LA-L	3 APR. 12 at Hou.	10 DEC. 2 at N.Y.	DEC. 2 at N.Y.
NEMANJA BJELICA	41C NOV. 13 vs LA-L	9C NOV. 13 vs LA-L	4 (3) MAR. 1 at Utah	5C MAR. 10 vs G.S.	10T12 (2) MAR. 1 at Utah	5T(2) MAR. 10 vs G.S.	3T(2) MAR. 1 at Utah	4C FEB. 1 at Clev.	3C NOV. 3 vs Den.	24C FEB. 24 vs Dall.	NOV. 13 vs LA-L
OMRI CASSPI <i>Sac.-N.O.-Min.</i>	38 APR. 7 at Utah	6 DEC. 12 vs LA-L	3 DEC. 9 vs N.Y.	3 (3) DEC. 2 at Bos.	8 10 JAN. 10 vs Det.	5 JAN. 10 vs Det.	5 NOV. 25 vs Hou.	5T APR. 7 at Utah	1 (3) MAR. 21 vs S.A.	13 APR. 9 at LA-L	DEC. 12 vs LA-L
OMRI CASSPI <i>Min.</i>	38 APR. 7 at Utah	3 (2) APR. 11 vs OKC.	2 (2) APR. 1 vs Sac.	2 APR. 12 at Hou.	33 (4) APR. 7 at Utah	2 (2) APR. 12 at Hou.	5 APR. 12 at Hou.	5T APR. 7 at Utah	1 (2) MAR. 21 vs S.A.	7 APR. 9 at LA-L	APR. 11 vs OKC.
GORGUI DIENG	44 MAR. 28 at Ind.	10T(2) JAN. 15 at Dall.	7 MAR. 25 at Port.	6 NOV. 21 vs Bos.	11 (2) MAR. 30 vs LA-L	15 MAR. 30 vs LA-L	7 NOV. 9 at Ori.	4 (3) MAR. 25 at Port.	5 (2) NOV. 21 vs Bos.	4 (3) JAN. 17 at S.A.	21 JAN. 15 at Dall.
KRIS DUNN	35C MAR. 24 at LA-L	8C MAR. 25 at Port.	3C(4) MAR. 28 at Ind.	2C(2) FEB. 25 at Hou.	7C(2) MAR. 24 at LA-L	8C JAN. 22 vs Den.	16C APR. 12 at Hou.	5C NOV. 1 vs Mem.	5C JAN. 24 at Phoe.	3C(2) MAR. 28 at Ind.	17C MAR. 25 at Port.
JORDAN HILL	19 DEC. 25 at OKC.	2 (2) DEC. 25 at OKC.	2 NOV. 5 at OKC.	3 DEC. 25 at OKC.	3 6 DEC. 25 at OKC.	0 DEC. 25 at OKC.	1 DEC. 25 at OKC.	2 DEC. 25 at OKC.	0 NOV. 1 vs Mem.	4 (2)	DEC. 25 at OKC.
TYUS JONES	32C NOV. 8 at Brk.	6C APR. 12 at Hou.	6C NOV. 5 at OKC.	1 (10) APR. 12 at Hou.	4 (2)5T FEB. 25 at Hou.	9 NOV. 8 at Brk.	5C FEB. 6 vs Miami	3T(4) NOV. 8 at Brk.	1 (5) MAR. 24 at LA-L	17C APR. 12 at Hou.	APR. 12 at Hou.
ZACH LAVINE	45 DEC. 17 vs Hou.	14T NOV. 9 at Ori.	8T NOV. 28 vs Utah	3C JAN. 7 vs Utah	7 9T NOV. 28 vs Utah	8 JAN. 7 vs Utah	2 (6) NOV. 28 vs Utah	8T JAN. 28 vs Brk.	1 (10) DEC. 17 vs Hou.	40C JAN. 28 vs Brk.	DEC. 23 vs Sac.
JOHN LUCAS III	6 NOV. 5 at OKC.	1 NOV. 5 at OKC.	0	0	0 0	1 NOV. 5 at OKC.	2 NOV. 5 at OKC.	0	0	2 NOV. 5 at OKC.	
SHABAZZ MUHAMMAD	33 JAN. 22 vs Den.	9 (2) APR. 12 at Hou.	7 (2) APR. 4 at G.S.	8C APR. 4 at G.S.	611C JAN. 11 vs Hou.	2 (6) APR. 4 at G.S.	2 MAR. 17 at Miami	3 (3) APR. 12 at Hou.	1T(6) MAR. 8 vs LA-C	24 APR. 11 vs OKC.	APR. 4 at G.S.
ADREIAN PAYNE	15 NOV. 19 at Mem.	4 NOV. 13 vs LA-L	4T NOV. 17 vs Phil.	3 NOV. 15 vs Cha.	4 5 APR. 4 at G.S.	1 (7) APR. 4 at G.S.	2 (2) APR. 12 at Hou.	2 (2) NOV. 19 at Mem.	3C NOV. 23 at N.O.	10 NOV. 17 vs Phil.	NOV. 13 vs LA-L
RICKY RUBIO	43 (2) MAR. 24 at LA-L	12C MAR. 30 vs LA-L	13C(2) MAR. 28 at Ind.	5C NOV. 12 vs LA-C	1113T MAR. 4 at S.A.	19C MAR. 4 at S.A.	5 (2) MAR. 13 vs Wash.	6 (4) JAN. 9 vs Dall.	2T MAR. 13 vs Wash.	33C JAN. 30 vs Ori.	MAR. 30 vs LA-L

"C" indicates a new career-high, "T" a tied career-high. Numbers in parentheses indicate the number of games in which a player or team has reached a given total (if more than one).



2016-17 INDIVIDUAL HIGHS

PLAYER	MINUTES	FIELD GOALS	FREE THROWS	---- REBOUNDS ----			ASSISTS	STEALS	TURNOVERS	BLOCKED SHOTS	POINTS
				OFFENSIVE	DEFENSIVE	TOTAL					
BRANDON RUSH	40 JAN. 13 vs OKC.	4 (6) APR. 3 vs Port.	3 (2) APR. 3 vs Port.	3 (2) APR. 3 vs Port.	6 MAR. 4 at S.A.	7 APR. 3 vs Port.	3 (5) APR. 3 vs Port.	3 JAN. 11 vs Hou.	2 (8) APR. 12 at Hou.	3 JAN. 11 vs Hou.	12 (3) APR. 3 vs Port.
LANCE STEPHENSON	20 FEB. 8 vs Tor.	3 (2) FEB. 12 vs Chi.	10 FEB. 10 vs N.O.	4	4 FEB. 8 vs Tor.	2 FEB. 8 vs Tor.	0 MAR. 8 vs LA-C	2	0 MAR. 8 vs LA-C	6 (2)	FEB. 12 vs Chi.
KARL-ANTHONY TOWNS	46 MAR. 4 at S.A.	17C(3) APR. 9 at LA-L	17C NOV. 30 vs N.Y.	9C FEB. 25 at Hou.	20C APR. 12 at Hou.	22C FEB. 25 at Hou.	10C DEC. 28 at Den.	2 (10) APR. 4 at G.S.	7C FEB. 24 vs Dall.	4 (2) JAN. 28 vs Brk.	47C NOV. 30 vs N.Y.
ANDREW WIGGINS	44 (3) MAR. 24 at LA-L	16C(2) FEB. 14 vs Clev.	17T NOV. 13 vs LA-L	5T NOV. 8 at Brk.	7 (2) APR. 6 at Port.	10T NOV. 17 vs Phil.	6 (3) FEB. 8 vs Tor.	4 FEB. 27 at Sac.	6T FEB. 25 at Hou.	2 NOV. 15 vs Cha.	47C NOV. 13 vs LA-L

"C" indicates a new career-high, "T" a tied career-high. Numbers in parentheses indicate the number of games in which a player or team has reached a given total (if more than one).

HISTORY



2015-16
RECORD: 29-53



BACK ROW (L-R): Coaching Intern Gary Trent, Player Development Assistant and Player Development Video Coordinator Vince Legarza, Adreian Payne, Nemanja Bjelica, Gorgui Dieng, Karl-Anthony Towns, Kevin Garnett, Nikola Pekovic, Greg Smith, Damjan Rudež, Director of Athletic Therapy Mark Kyger

MIDDLE ROW (L-R): Director of Sports Performance Koichi Sato, Manager of Team Travel/Facility Coordinator Bill Hohenecker, Head Video Coordinator Sam Newman-Beck, Assistant Athletic Trainer/Assistant of Sports Performance Dave Crewe, Ricky Rubio, Shabazz Muhammad, Tayshaun Prince, Andrew Wiggins, Zach LaVine, Tyus Jones, Assistant Athletic Trainer/Assistant of Sports Performance Brice Long, Head Athletic Trainer Gregg Farnam, Director of Security Bob Goedderz

FRONT ROW (LL-R): Vice President of Sports Performance Annie Kander, Assistant Coach David Adelman, Assistant Coach Sid Lowe, Interim Head Coach Sam Mitchell, Owner Glen Taylor, General Manager Milt Newton, Assistant Coach Ryan Saunders, Assistant Coach Bryan Gates

PLAYER	G-GS	MIN	FIELD GOALS			3-POINT FG			FREE THROWS			REBOUNDS			AST	PF	STL	BLK	PTS	AVG
			FG	FGA	PCT	FG	FGA	PCT	FT	FTA	PCT	OFF	DEF	TOT						
Wiggins	81-81	2845	594	1294	.459	57	190	.300	430	565	.761	106	186	292	164	165	78	46	1675	20.7
Towns	82-82	2627	625	1153	.542	30	88	.341	223	275	.811	228	629	857	161	245	58	138	1503	18.3
LaVine	82-33	2294	433	959	.452	123	316	.389	161	203	.793	27	201	228	251	193	69	17	1150	14.0
Martin	39-12	834	126	334	.377	38	103	.369	125	142	.880	10	71	81	46	68	17	1	415	10.6
Muhammad	82-0	1682	317	681	.465	44	152	.289	185	242	.764	100	167	267	52	94	24	7	863	10.5
Dieng	82-39	2220	308	579	.532	6	20	.300	205	248	.827	157	428	585	143	219	94	96	827	10.1
Rubio	76-76	2323	219	586	.374	62	190	.326	266	314	.847	40	286	326	657	201	162	10	766	10.1
Bjelica	60-0	1075	110	235	.468	48	125	.384	40	55	.727	49	161	210	83	154	26	21	308	5.1
Pekovic	12-3	156	19	50	.380	0	0	----	16	20	.800	7	14	21	11	22	1	0	54	4.5
Jones	37-0	573	56	156	.359	16	53	.302	28	39	.718	7	40	47	108	33	31	3	156	4.2
Miller	26-0	280	36	58	.621	1	4	.250	15	19	.789	6	18	24	58	32	9	0	88	3.4
Garnett	38-38	556	54	115	.470	0	1	.000	14	21	.667	15	135	150	62	70	28	10	122	3.2
Prince	77-44	1462	102	229	.445	4	23	.174	13	19	.684	32	115	147	74	62	36	13	221	2.9
Payne	52-2	486	53	145	.366	9	32	.281	17	26	.654	20	91	111	29	77	16	11	132	2.5
Smith	18-0	192	18	32	.563	0	0	----	7	17	.412	12	30	42	6	28	4	1	43	2.4
Rudež	33-0	277	25	62	.403	17	50	.340	8	8	1.000	5	15	20	11	33	3	1	75	2.3
TIMBERWOLVES	82	19880	3095	6668	.464	455	1347	.338	1753	2213	.792	821	2587	3408	1916	1696	656	375	8398	102.4
OPPONENTS	82	19880	3276	6962	.471	742	2089	.355	1394	1842	.757	877	2558	3435	1857	1768	638	427	8688	106.0



2015-16 DAY-BY-DAY

G#	DATE	OPPONENT	WOLVES/OPP	W-L	HIGH POINTS	HIGH REBOUNDS	ATTEND.	G#	DATE	OPPONENT	WOLVES/OPP	W-L	HIGH POINTS	HIGH REBOUNDS	ATTEND.
1	Oct 28	@L.A. Lakers	W 112-111	1-0	Rubio-28	Towns-12	18,997	42	Jan 17	PHOENIX	W 117-87	13-29	Rubio/Wiggins-18	Muhammad/Towns-8	14,330
2	Oct 30	@Denver	W 95-78	2-0	Towns-28	Towns-14	17,660	43	Jan 19	@New Orleans	L 99-114	13-30	Wiggins-21	Towns-13	14,255
3	Nov 2	PORTLAND	L 101-106	2-1	Martin-24	Bjelica/Rubio-9	18,903	44	Jan 20	@Dallas	L 94-106 (OT)	13-31	Towns-27	Towns-17	19,621
4	Nov 5	MIAMI	L 84-96	2-2	Martin/Muhammad-14	Bjelica-7	11,794	45	Jan 23	MEMPHIS	W 106-101	14-31	Muhammad-25	Towns-9	15,608
5	Nov 7	@Chicago	W 102-93 (OT)	3-2	Wiggins-31	Towns-13	21,988	46	Jan 25	@Cleveland	L 107-114	14-32	Towns-26	Towns-11	20,562
6	Nov 9	@Atlanta	W 117-107	4-2	Wiggins-33	Towns-12	12,016	47	Jan 27	OKLAHOMA CITY	L 123-126	14-33	LaVine-35	Towns-13	13,337
7	Nov 10	CHARLOTTE	L 95-104	4-3	LaVine-20	Towns-13	14,722	48	Jan 29	@Utah	L 90-103	14-34	Towns-32	Dieng-15	18,850
8	Nov 12	GOLDEN STATE	L 116-129	4-4	Wiggins-19	Towns-11	16,130	49	Jan 31	@Portland	L 93-96	14-35	Towns-21	Towns-13	19,393
9	Nov 13	@Indiana	L 103-107	4-5	LaVine/Wiggins-26	Towns-9	16,797	50	Feb 2	@L.A. Lakers	L 115-119	14-36	Wiggins-30	Towns-10	18,997
10	Nov 15	MEMPHIS	L 106-114	4-6	LaVine-25	Towns-9	12,086	51	Feb 3	@L.A. Clippers	W 108-102	15-36	Wiggins-31	Towns-12	19,060
11	Nov 17	@Miami	W 103-91	5-6	Wiggins-24	Towns-14	19,600	52	Feb 6	CHICAGO	W 112-105	16-36	Towns-26	Towns-17	17,876
12	Nov 18	@Orlando	L 101-104 (OT)	5-7	Wiggins-28	Rubio/Towns-12	16,048	53	Feb 8	NEW ORLEANS	L 102-116	16-37	Towns-19	Dieng/Towns-12	11,926
13	Nov 20	DETROIT	L 86-96	5-8	Wiggins-21	Martin/Towns-7	13,445	54	Feb 10	TORONTO	W 117-112	17-37	Towns-35	Towns-11	11,171
14	Nov 23	PHILADELPHIA	W 100-95	6-8	Wiggins-32	Garnett-10	11,382	55	Feb 19	@Memphis	L 104-109	17-38	LaVine-22	Towns-15	18,119
15	Nov 25	ATLANTA	W 99-95	7-8	LaVine-18	Dieng-11	14,289	56	Feb 20	NEW YORK	L 95-103	17-39	Towns/Wiggins-24	Towns-8	16,663
16	Nov 27	@Sacramento	W 101-91	8-8	Wiggins-22	Dieng/LaVine/Towns-8	17,317	57	Feb 22	BOSTON	W 124-122	18-39	Towns-28	Towns-13	11,639
17	Nov 29	@L.A. Clippers	L 99-107	8-9	Wiggins-21	Dieng-10	19,060	58	Feb 24	@Toronto	L 105-114	18-40	Wiggins-26	Dieng-8	19,800
18	Dec 1	ORLANDO	L 93-96	8-10	Wiggins-27	Bjelica/Garnett-8	10,694	59	Feb 27	@New Orleans	W 112-110	19-40	Towns-30	Towns-15	17,338
19	Dec 5	PORTLAND	L 103-109	8-11	Towns-27	Towns-12	16,203	60	Feb 28	@Dallas	L 101-128	19-41	Muhammad-24	Towns-11	20,289
20	Dec 7	L.A. CLIPPERS	L 106-110	8-12	LaVine-21	Muhammad-9	11,467	61	Mar 2	WASHINGTON	L 98-104	19-42	Rubio-22	Towns-15	11,307
21	Dec 9	L.A. LAKERS	W 123-122 (OT)	9-12	Martin-37	Towns-14	18,076	62	Mar 4	@Milwaukee	L 101-116	19-43	Towns-21	Dieng-9	16,366
22	Dec 11	@Denver	L 108-111 (OT)	9-13	Martin/Wiggins-22	Towns-9	12,533	63	Mar 5	BROOKLYN	W 132-118	20-43	Towns-28	Rubio-7	15,987
23	Dec 13	@Phoenix	L 101-108	9-14	LaVine-28	Bjelica/Towns-6	16,919	64	Mar 7	@Charlotte	L 103-108	20-44	Towns-28	Towns-14	15,912
24	Dec 15	DENVER	L 100-112	9-15	Wiggins-23	Dieng-9	11,323	65	Mar 8	SAN ANTONIO	L 91-116	20-45	Wiggins-23	Towns-9	14,093
25	Dec 16	@New York	L 102-107	9-16	Towns-25	Towns-11	19,812	66	Mar 11	@Oklahoma City	W 99-96	21-45	Dieng-25	Towns-12	18,203
26	Dec 18	SACRAMENTO	W 99-95	10-16	Wiggins-32	Dieng-11	12,770	67	Mar 14	@Phoenix	L 104-107	21-46	LaVine-28	Towns-10	17,480
27	Dec 20	@Brooklyn	W 100-85	11-16	Towns-24	Dieng/Towns-10	14,552	68	Mar 16	@Memphis	W 114-108	22-46	LaVine-28	Towns-10	16,588
28	Dec 21	@Boston	L 99-113	11-17	Wiggins-26	Towns-16	18,624	69	Mar 18	@Houston	L 111-116	22-47	Towns-32	Towns-11	18,142
29	Dec 23	SAN ANTONIO	L 83-108	11-18	LaVine-17	Towns-11	16,788	70	Mar 21	GOLDEN STATE	L 104-109	22-48	Wiggins-25	Towns-11	19,452
30	Dec 26	INDIANA	L 88-102	11-19	Towns-24	Towns-8	15,076	71	Mar 23	SACRAMENTO	W 113-104	23-48	Towns-26	Dieng-12	12,151
31	Dec 28	@San Antonio	L 95-101	11-20	Wiggins-18	Towns-12	18,493	72	Mar 25	@Washington	W 132-129 (2OT)	24-48	Towns-27	Towns-10	20,356
32	Dec 30	UTAH	W 94-80	12-20	Towns-25	Towns-10	14,326	73	Mar 26	UTAH	L 84-93	24-49	Rubio-23	Towns-11	14,694
33	Dec 31	@Detroit	L 90-115	12-21	Towns-22	Towns-9	15,475	74	Mar 28	PHOENIX	W 121-116	25-49	Wiggins-32	Towns-10	11,141
34	Jan 2	MILWAUKEE	L 85-95	12-22	Wiggins-19	Towns-10	14,107	75	Mar 30	L.A. CLIPPERS	L 79-99	25-50	Towns-16	Towns-11	12,252
35	Jan 4	@Philadelphia	L 99-109	12-23	Muhammad-20	Dieng-8	14,013	76	Apr 1	@Utah	L 85-98	25-51	Wiggins-24	Towns-11	19,911
36	Jan 6	DENVER	L 74-78	12-24	Towns-14	Towns-14	12,059	77	Apr 3	DALLAS	L 78-88	25-52	Wiggins-30	Towns-21	16,117
37	Jan 8	CLEVELAND	L 99-125	12-25	Wiggins-35	Dieng/Towns-6	16,768	78	Apr 5	@Golden State	W 124-117 (OT)	26-52	Muhammad-35	Towns-12	19,596
38	Jan 10	DALLAS	L 87-93	12-26	Wiggins-21	Rubio/Wiggins-7	14,363	79	Apr 7	@Sacramento	W 105-97	27-52	Bjelica/Dieng/LaVine-18	Dieng-13	17,317
39	Jan 12	OKLAHOMA CITY	L 96-101	12-27	Wiggins-22	Towns-10	14,791	80	Apr 9	@Portland	W 106-105	28-52	Towns-27	Bjelica-10	19,733
40	Jan 13	@Houston	L 104-107	12-28	Wiggins-28	Towns-16	17,115	81	Apr 11	HOUSTON	L 105-129	28-53	Muhammad-23	Bjelica-14	14,983
41	Jan 15	@Oklahoma City	L 93-113	12-29	Wiggins-25	Towns-12	18,203	82	Apr 13	NEW ORLEANS	W 144-109	29-53	Muhammad/Towns-28	Towns-14	14,889



2014-15
RECORD: 16-66



BACK ROW (L-R): Director of Athletic Therapy Mark Kyger, Director of Player Programs/Scout Calvin Booth, Adreian Payne, Justin Hamilton, Gorgui Dieng, Kevin Garnett, Nikola Pekovic, Robbie Hummel, Chase Budinger, Andrew Wiggins

MIDDLE ROW (L-R): Travel Video Coordinator Sam Newman-Beck, Manager of Basketball Technology Brice Long, Assistant Athletic Trainer/Assistant of Sports Performance Dave Crewe, Anthony Bennett, Shabazz Muhammad, Kevin Martin, Gary Neal, Ricky Rubio, Zach LaVine, Lorenzo Brown, Ed Prohovsky, Shooting Coach Mike Penberthy, Director of Sports Performance Koichi Sato, Head Athletic Trainer Gregg Farnam, Orthopedic Surgeon Dr. Diane Dahm, Vice President of Medical Services Sheldon Burns, Director of Security Bob Goedderz

FRONT ROW (L-R): Assistant Coach David Adelman, Assistant Coach Sid Lowe, President Chris Wright, CEO Rob Moor, Owner Glen Taylor, President of Basketball Operations/Head Coach Flip Saunders, General Manager Milt Newton, VP of Basketball Operations Rob Babcock, Assistant Coach Sam Mitchell, Assistant Coach Ryan Saunders

PLAYER	G/GS	MIN	FIELD GOALS			3-POINT FG			FREE THROWS			REBOUNDS			AST	PF	STL	BLK	PTS	AVG
			FG	FGA	PCT	FG	FGA	PCT	FT	FTA	PCT	OFF	DEF	TOT						
Martin	39/36	1302	267	625	.427	75	191	.393	170	193	.881	19	123	142	89	76	33	1	779	20.0
Wiggins	82/82	2969	497	1137	.437	39	126	.310	354	466	.760	134	240	374	170	190	86	50	1387	16.9
Young	48/48	1605	289	641	.451	19	65	.292	88	129	.682	75	170	245	135	115	86	17	685	14.3
Muhammad	38/13	866	194	397	.489	20	51	.392	104	145	.717	63	91	154	44	49	18	7	512	13.5
Pekovic	31/29	815	139	328	.424	0	0	---	108	129	.837	89	145	234	27	59	19	12	386	12.5
Williams	41/19	1149	180	447	.403	59	170	.347	80	94	.851	13	85	98	261	103	30	8	499	12.2
Brewer	24/16	680	94	225	.418	8	41	.195	55	78	.705	32	62	94	78	62	54	4	251	10.5
Rubio	22/22	692	78	219	.356	13	51	.255	57	71	.803	19	106	125	193	59	38	1	226	10.3
LaVine	77/40	1902	286	677	.422	57	167	.341	149	177	.842	27	187	214	276	158	54	10	778	10.1
Neal (TOT)	54/1	1192	188	503	.374	50	164	.305	117	135	.867	14	115	129	100	88	23	1	543	10.1
Neal (MIN)	11/1	262	45	105	.429	11	31	.355	29	33	.879	0	35	35	20	18	7	0	130	11.8
Dieng	73/49	2193	259	512	.506	1	6	.167	191	244	.783	223	386	609	146	188	71	126	710	9.7
Garnett (TOT)	47/47	952	143	306	.467	1	7	.143	36	45	.800	48	263	311	77	109	46	17	323	6.9
Garnett (MIN)	5/5	98	18	31	.581	0	1	.000	2	4	.500	2	24	26	8	13	5	4	38	7.6
Budinger	67/4	1286	169	390	.433	52	143	.364	67	81	.827	33	165	198	64	72	44	10	457	6.8
Payne (TOT)	32/22	740	91	220	.414	1	9	.111	30	46	.652	48	114	162	30	88	19	9	213	6.7
Payne (MIN)	29/22	720	89	213	.418	1	8	.125	29	44	.659	47	111	158	30	84	18	9	208	7.2
Kilpatrick	4/0	72	7	20	.350	4	13	.308	4	4	1.000	1	5	6	4	3	3	0	22	5.5
Hamilton (TOT)	41/14	713	85	178	.478	10	31	.323	39	47	.830	57	77	134	36	70	27	30	219	5.3
Hamilton (MIN)	17/9	423	58	113	.513	4	12	.333	33	40	.825	33	53	86	24	37	19	25	153	9.0
Bennett	57/3	894	125	297	.421	7	23	.304	41	64	.641	52	164	216	48	87	27	16	298	5.2
Onuaku	6/1	68	12	14	.857	0	0	---	3	8	.375	7	14	21	4	6	1	3	27	4.5
Hummel	45/4	742	79	172	.459	16	51	.314	24	29	.828	31	103	134	27	86	16	9	198	4.4
Brown	29/7	549	52	122	.426	6	28	.214	12	19	.632	14	56	70	90	49	28	6	122	4.2
Adrien	17/0	215	19	44	.432	0	0	---	22	38	.579	23	54	77	15	30	4	9	60	3.5
Daniels	19/0	154	19	59	.322	13	39	.333	2	2	1.000	6	13	19	13	14	3	0	53	2.8
Raduljica	5/0	23	3	8	.375	0	0	---	2	2	1.000	2	3	5	0	8	1	0	8	1.6
Robinson	25/0	108	8	24	.333	1	6	.167	12	16	.750	4	10	14	3	5	3	0	29	1.2
Tuniaf	2/0	19	0	0	---	0	0	---	0	0	---	0	1	1	2	0	0	0	0	0.0
TIMBERWOLVES	82	19805	2986	6820	.438	406	1223	.332	1638	2110	.776	949	2406	3355	1771	1571	668	327	8016	97.8
OPPONENTS	82	19805	3373	6933	.487	697	1897	.367	1294	1704	.759	953	2619	3572	1933	1751	686	449	8737	106.5



2014-15

DAY-BY-DAY

G#	DATE	OPPONENT	WOLVES/OPP	W-L	HIGH POINTS	HIGH REBOUNDS	ATTEND.	G#	DATE	OPPONENT	WOLVES/OPP	W-L	HIGH POINTS	HIGH REBOUNDS	ATTEND.
1	Oct 29	@Memphis	L101-105	0-1	Young - 26	Dieng/Pekovic - 8	17,731	42	Jan 23	NEW ORLEANS	L 84- 92	7-35	Young - 15	Dieng - 15	14,978
2	Oct 30	DETROIT	W 97- 91	1-1	Young - 19	Pekovic - 10	18,296	43	Jan 25	@Atlanta	L100-112	7-36	Young - 26	Dieng/Wiggins/Williams - 7	18,049
3	Nov 1	CHICAGO	L105-106	1-2	Martin - 33	Dieng - 8	19,356	44	Jan 26	@Oklahoma City	L 84- 92	7-36	Wiggins - 23	Dieng - 18	18,203
4	Nov 5	@Brooklyn	W 98- 91	2-2	Martin - 24	Young - 12	16,302	45	Jan 28	BOSTON	W110- 98	8-37	Martin - 21	Dieng - 14	11,434
5	Nov 7	@Orlando	L103-112 (OT)	2-3	Martin - 21	Dieng - 10	16,379	46	Jan 30	@Philadelphia	L 94-103	8-38	Martin - 19	Dieng - 10	14,333
6	Nov 8	@Miami	L 92-102	2-4	Pekovic - 19	Pekovic - 11	19,735	47	Jan 31	CLEVELAND	L 90-106	8-39	Wiggins - 33	Pekovic - 12	19,562
7	Nov 12	HOUSTON	L101-113	2-5	Brewer - 18	Pekovic - 13	18,996	48	Feb 2	@Dallas	L 94-100	8-40	Martin - 19	Pekovic - 10	19,989
8	Nov 14	@New Orleans	L 91-139	2-6	Wiggins - 20	Dieng - 9	14,775	49	Feb 4	MIAMI	W102-101	9-40	Martin - 30	Dieng - 9	11,517
9	Nov 15	@Dallas	L117-131	2-7	Martin - 34	Dieng - 8	19,730	50	Feb 6	MEMPHIS	W 90- 89	10-40	Wiggins - 18	Young - 8	14,388
10	Nov 19	NEW YORK	W115- 99	3-7	Martin - 37	Muhammad - 8	15,304	51	Feb 8	@Detroit	W112-101	11-40	Pekovic - 29	Martin - 9	16,075
11	Nov 21	SAN ANTONIO	L 92-121	3-8	Bennett - 20	Dieng - 10	12,414	52	Feb 9	ATLANTA	L105-117	11-41	Martin - 21	Dieng - 12	10,987
12	Nov 22	SACRAMENTO	L101-113	3-9	Wiggins - 29	Dieng - 10	13,191	53	Feb 11	GOLDEN STATE	L 91- 94	11-42	Martin - 21	Pekovic - 13	14,303
13	Nov 26	MILWAUKEE	L 86-103	3-10	Brewer - 19	Dieng/Wiggins - 8	14,710	54	Feb 20	PHOENIX	W111-109	12-42	Martin - 28	Dieng - 12	14,077
14	Nov 28	@L.A. Lakers	W120-119	4-10	LaVine - 28	Brewer/Dieng - 7	18,997	55	Feb 23	@Houston	L102-113	12-43	Wiggins - 30	Dieng - 14	18,240
15	Nov 30	@Portland	L 93-107	4-11	Muhammad - 28	Dieng - 8	18,843	56	Feb 25	WASHINGTON	W 97- 77	13-43	Martin - 28	Pekovic - 13	19,856
16	Dec 1	@L.A. Clipper	L101-127	4-12	Muhammad - 18	Muhammad - 10	19,060	57	Feb 27	@Chicago	L 89- 96	13-44	Martin - 18	Pekovic - 11	21,635
17	Dec 3	PHILADELPHIA	L 77- 85	4-13	Young - 16	Dieng - 16	10,463	58	Feb 28	MEMPHIS	L 97-101	13-45	Wiggins - 25	Dieng - 9	19,356
18	Dec 5	HOUSTON	L112-114 (OT)	4-14	Muhammad - 20	Brewer - 7	12,101	59	Mar 2	L.A. CLIPPERS	L105-110	13-46	Neal - 19	Rubio - 12	18,239
19	Dec 6	@San Antonio	L101-123	4-15	LaVine - 22	Bennett - 10	18,581	60	Mar 4	DENVER	L 85-100	13-47	Wiggins - 20	Dieng - 10	13,848
20	Dec 8	GOLDEN STATE	L 86-102	4-16	Wiggins - 21	Dieng - 11	10,296	61	Mar 7	PORTLAND	W121-113	14-47	Martin - 29	Pekovic/Rubio - 8	19,356
21	Dec 10	PORTLAND	W 90- 82	5-16	Wiggins - 23	Adrien - 11	10,337	62	Mar 9	@L.A. Clipper	L 76- 89	14-48	Payne - 16	Payne - 15	19,060
22	Dec 12	OKLAHOMA CITY	L 92-111	5-17	Muhammad/Wiggins - 18	Dieng - 9	13,557	63	Mar 11	@Phoenix	L 97-106	14-49	Martin - 16	Dieng - 7	17,367
23	Dec 14	L.A. LAKERS	L 94-100	5-18	Muhammad - 28	Dieng/Muhammad - 9	15,008	64	Mar 13	@Oklahoma City	L 99-113	14-50	Dieng - 21	Dieng - 14	18,203
24	Dec 16	@Washington	L 95-109	5-19	Young - 29	Dieng - 12	15,823	65	Mar 15	@San Antonio	L 97-123	14-51	Martin - 19	Hamilton - 10	18,581
25	Dec 19	@Boston	L 98-114	5-20	Muhammad - 26	Adrien/Bennett - 7	17,042	66	Mar 16	BROOKLYN	L106-122	14-52	Martin - 23	Hamilton/Wiggins - 6	14,234
26	Dec 21	INDIANA	L 96-100	5-21	Williams - 24	Wiggins - 9	12,687	67	Mar 18	@Toronto	L100-105	14-53	Martin - 37	Budinger/Rubio - 8	19,800
27	Dec 23	@Cleveland	L104-125	5-22	Wiggins - 27	Dieng - 11	20,562	68	Mar 19	@New York	W 95- 92 (OT)	15-53	Martin - 22	Dieng - 11	19,812
28	Dec 26	@Denver	L102-106	5-23	Young - 23	Dieng - 12	14,516	69	Mar 22	CHARLOTTE	L 98-109	15-54	Dieng - 16	Payne - 9	15,262
29	Dec 27	@Golden State	L 97-110	5-24	Young - 17	Muhammad - 9	19,596	70	Mar 23	@Utah	W106-104 (OT)	16-54	LaVine - 27	Payne - 9	19,911
30	Dec 30	@Utah	L 94-100	5-25	Muhammad - 30	Muhammad - 7	18,947	71	Mar 25	L.A. LAKERS	L 99-101 (OT)	16-55	Wiggins - 27	Brown - 9	13,438
31	Jan 1	SACRAMENTO	L107-110	5-26	Wiggins - 27	Dieng - 10	13,337	72	Mar 27	@Houston	L110-120	16-56	Wiggins - 31	Dieng - 12	18,322
32	Jan 3	UTAH	L 89-101	5-27	Wiggins/Williams - 20	Adrien - 8	13,702	73	Mar 29	@New Orleans	L 88-110	16-57	Wiggins - 20	Payne - 11	17,576
33	Jan 5	DENVER	L101-110	5-28	Dieng - 22	Dieng - 12	10,386	74	Mar 30	UTAH	L 84-104	16-58	LaVine - 21	Budinger/Hummel - 7	12,229
34	Jan 7	PHOENIX	L111-113	5-29	Wiggins - 25	Bennett - 10	10,547	75	Apr 1	TORONTO	L 99-113	16-59	Wiggins - 25	LaVine - 7	12,699
35	Jan 9	@Milwaukee	L 84- 98	5-30	Wiggins - 20	Bennett - 8	15,480	76	Apr 3	ORLANDO	L 84- 97	16-60	Wiggins - 22	Hamilton - 9	18,334
36	Jan 10	SAN ANTONIO	L 93-108	5-31	LaVine - 19	Dieng - 12	17,871	77	Apr 7	@Sacramento	L111-116	16-61	Martin - 37	Wiggins - 8	16,770
37	Jan 13	@Indiana	W110-101	6-31	Williams - 52	Dieng - 10	16,781	78	Apr 8	@Portland	L 91-116	16-62	Wiggins - 29	Hamilton - 9	19,499
38	Jan 16	@Phoenix	L 99-110	6-32	Williams - 26	Young - 8	17,441	79	Apr 10	@L.A. Lakers	L 98-106	16-63	Wiggins - 29	Wiggins - 10	17,880
39	Jan 17	@Denver	W113-105	7-32	Wiggins - 31	Hummel - 13	14,821	80	Apr 11	@Golden State	L101-110	16-64	LaVine - 37	Hamilton - 10	19,596
40	Jan 19	@Charlotte	L 80-105	7-33	Young - 18	Dieng - 10	17,989	81	Apr 13	NEW ORLEANS	L 88-100	16-65	LaVine - 24	Hummel - 10	13,009
41	Jan 21	DALLAS	L 75- 98	7-34	Wiggins - 18	Young - 11	13,737	82	Apr 15	OKLAHOMA CITY	L113-138	16-66	Martin - 29	Bennett - 9	18,250



2013-14
RECORD: 40-42



BACK ROW (L-R): Player Development Coach Bobby Jackson, Assistant Coach T.R. Dunn, Kevin Love, Ronny Turiaf, Nikola Pekovic, Gorgui Dieng, Assistant Coach Jack Sikma, Assistant Coach Terry Porter

MIDDLE ROW (L-R): Video Coordinator Adam Johansen, Director of Athletic Therapy Mark Kyger, Physical Therapist Andre Deloya, Assistant Athletic Trainer/Assistant of Sports Performance Dave Crewe, Robbie Hummel, Luc Richard Mbah a Moute, Corey Brewer, Chase Budinger, Dante Cunningham, Assistant Coach David Adelman, Director of Sports Performance Koichi Sato, Head Athletic Trainer Gregg Farnam, Orthopedic Surgeon Dr. David Fischer, Vice President of Medical Services Sheldon Burns

FRONT ROW (L-R): Othys Jeffers, Kevin Martin, Ricky Rubio, Head Coach Rick Adelman, Alexey Shved, Shabazz Muhammad, J.J. Barea

PLAYER	G/GS	MIN	FIELD GOALS			3-POINT FG			FREE THROWS			REBOUNDS			AST	PF	STL	BLK	PTS	AVG
			FG	FGA	PCT	FG	FGA	PCT	FT	FTA	PCT	OFF	DEF	TOT						
Love	77/77	2797	650	1421	.457	190	505	.376	520	633	.821	224	739	963	341	136	59	35	2010	26.1
Martin	68/68	2177	440	1023	.430	115	297	.387	303	340	.891	34	169	203	121	123	66	6	1298	19.1
Pekovic	54/54	1663	379	701	.541	0	0	---	186	249	.747	206	262	468	50	129	30	23	944	17.5
Brewer	81/81	2609	388	807	.481	59	211	.280	163	227	.718	63	144	207	135	210	151	30	998	12.3
Rubio	82/82	2638	255	670	.381	44	133	.331	227	283	.802	61	281	342	704	218	191	11	781	9.5
Barea	79/1	1471	254	656	.387	73	231	.316	79	100	.790	16	138	154	303	129	26	0	660	8.4
Budinger	41/8	751	100	254	.394	42	120	.350	32	39	.821	19	84	103	31	58	19	2	274	6.7
Cunningham	81/7	1635	236	509	.464	0	5	.000	38	67	.567	112	218	330	83	146	62	58	510	6.3
Williams	11/0	162	19	54	.352	2	15	.133	14	16	.875	3	23	26	1	9	4	4	54	4.9
Turiaf	31/10	606	64	107	.598	0	0	---	21	50	.420	55	119	174	24	65	8	50	149	4.8
Dieng	60/15	818	113	227	.498	1	1	1.000	59	93	.634	103	197	300	39	108	30	50	286	4.8
Shved	63/0	664	76	237	.321	30	102	.294	68	90	.756	21	60	81	68	36	26	16	250	4.0
Muhammad	37/0	290	57	124	.460	3	11	.273	26	40	.650	24	29	53	6	24	8	1	143	3.9
Mbah a Mouté (TOT)	64/7	1003	87	193	.451	4	17	.235	46	67	.687	56	90	146	36	68	30	14	224	3.5
Mbah a Mouté (MIN)	55/2	807	72	161	.447	3	14	.214	37	54	.685	47	72	119	21	50	21	9	184	3.3
Hummel	53/5	655	67	177	.379	32	89	.360	15	16	.938	35	97	132	23	57	16	2	181	3.4
Price	28/0	99	19	46	.413	6	22	.273	0	2	.000	1	9	10	13	5	1	0	44	1.6
Jeffers (TOT)	6/1	47	3	6	.500	0	2	.000	3	4	.750	1	8	9	1	3	0	0	9	1.5
Jeffers (MIN)	2/0	13	0	1	.000	0	1	.000	2	2	1.000	0	3	3	0	1	0	0	2	1.0
TIMBERWOLVES	82	19855	3189	7175	.444	600	1757	.341	1790	2301	.778	1024	2644	3668	1963	1504	718	297	8768	106.9
OPPONENTS	82	19855	3321	7048	.471	663	1820	.364	1244	1645	.756	908	2717	3625	1875	1936	644	457	8549	104.3



2013-14

DAY-BY-DAY

G#	DATE	OPPONENT	WOLVES/OPP	RECORD	HIGH POINTS	HIGH REBOUNDS	ATTEND.	G#	DATE	OPPONENT	WOLVES/OPP	RECORD	HIGH POINTS	HIGH REBOUNDS	ATTEND.
1	Oct 30	ORLANDO	W120-115 (OT)	1-0	Love - 31	Love - 17	17,988	42	Jan 24	@ Golden State	W121-120	21-21	Love/Martin - 26	Love/Pekovic - 14	19,596
2	Nov 1	OKLAHOMA CITY	W100- 81	2-0	Love - 24	Love - 12	17,433	43	Jan 25	@ Portland	L104-115	21-22	Martin - 30	Love - 13	20,006
3	Nov 3	@ New York	W109-100	3-0	Love - 34	Love - 15	19,812	44	Jan 27	@ Chicago	W 95- 86	22-22	Love - 31	Love - 8	21,637
4	Nov 4	@ Cleveland	L 92- 93	3-1	Martin - 23	Love - 13	17,892	45	Jan 29	NEW ORLEANS	W 88- 77	23-22	Love - 30	Love - 14	11,702
5	Nov 6	GOLDEN STATE	L 93-106	3-2	Love - 25	Love - 16	15,559	46	Jan 31	MEMPHIS	L 90- 94	23-23	Love - 28	Love - 16	17,429
6	Nov 8	DALLAS	W116-108	4-2	Love/Martin - 32	Love - 15	13,677	47	Feb 1	@ Atlanta	L113-120	23-24	Love - 43	Love - 19	13,018
7	Nov 10	@ L.A. Lakers	W113- 90	5-2	Martin - 27	Love - 13	18,997	48	Feb 4	L.A. LAKERS	W109- 99	24-24	Martin - 32	Love - 17	12,559
8	Nov 11	@ L.A. Clippers	L107-109	5-3	Martin - 30	Love - 19	19,060	49	Feb 5	@ Oklahoma City	L 97-106	24-25	Rubio - 19	Cunningham/Rubio - 8	18,203
9	Nov 13	CLEVELAND	W124- 95	6-3	Love - 33	Love - 8	14,978	50	Feb 7	@ New Orleans	L 91- 98	24-26	Love - 26	Love - 19	16,541
10	Nov 15	@ Denver	L113-117	6-4	Love - 28	Love - 10	17,142	51	Feb 8	PORTLAND	L110-117	24-27	Brewer - 26	Turiaf - 13	17,506
11	Nov 16	BOSTON	W106- 88	7-4	Love - 23	Love/Pekovic - 12	15,111	52	Feb 10	HOUSTON	L 89-107	24-28	Love - 31	Love/Turiaf - 10	12,002
12	Nov 19	@ Washington	L100-104	7-5	Love - 25	Love - 11	14,804	53	Feb 12	DENVER	W117- 90	25-28	Love - 32	Love/Turiaf - 11	12,139
13	Nov 20	L.A. CLIPPERS	L 98-102	7-6	Martin - 28	Love - 12	13,101	54	Feb 19	INDIANA	W104- 91	26-28	Love - 42	Love - 16	15,109
14	Nov 22	BROOKLYN	W111- 81	8-6	Love/Martin - 17	Love - 16	15,551	55	Feb 22	@ Utah	W121-104	27-28	Love - 37	Love - 12	19,323
15	Nov 23	@ Houston	L101-112	8-7	Love - 27	Love - 15	18,196	56	Feb 23	@ Portland	L 97-108	27-29	Love - 31	Love - 10	19,458
16	Nov 25	@ Indiana	L 84- 98	8-8	Love/Pekovic - 20	Love - 17	16,426	57	Feb 25	@ Phoenix	W110-101	28-29	Love - 33	Love - 13	16,273
17	Nov 27	DENVER	L110-117	8-9	Martin - 29	Love - 15	14,244	58	Mar 1	@ Sacramento	W108- 97	29-29	Martin - 26	Love - 10	17,085
18	Nov 30	@ Dallas	W112-106	9-9	Martin - 27	Love - 11	20,173	59	Mar 3	@ Denver	W132-128	30-29	Love - 33	Love - 19	15,240
19	Dec 1	@ Oklahoma City	L103-113	9-10	Martin - 24	Love - 12	18,203	60	Mar 5	NEW YORK	L106-118	30-30	Love - 19	Love - 8	14,294
20	Dec 7	MIAMI	L 82-103	9-11	Martin - 19	Pekovic - 12	19,888	61	Mar 7	DETROIT	W114-101	31-30	Love - 28	Love - 14	16,242
21	Dec 10	@ Detroit	W121- 94	10-11	Love - 26	Love - 16	11,251	62	Mar 9	TORONTO	L104-111	31-31	Love - 26	Love/Pekovic - 11	13,116
22	Dec 11	PHILADELPHIA	W106- 99	11-11	Love - 26	Love - 15	13,450	63	Mar 11	MILWAUKEE	W112-101	32-31	Love - 27	Love - 10	12,473
23	Dec 13	@ San Antonio	L110-117	11-12	Love - 42	Love - 14	18,581	64	Mar 14	@ Charlotte	L 93-105	32-32	Martin - 19	Love - 6	16,983
24	Dec 15	@ Memphis	W101- 93	12-12	Love - 30	Brewer - 12	15,417	65	Mar 16	SACRAMENTO	W104-102	33-32	Martin - 31	Dieng - 11	13,171
25	Dec 16	@ Boston	L 97-101	12-13	Love - 27	Love - 14	17,071	66	Mar 19	@ Dallas	W123-122 (OT)	34-32	Love - 35	Dieng - 11	20,100
26	Dec 18	PORTLAND	W120-109	13-13	Pekovic - 30	Love - 15	13,776	67	Mar 20	@ Houston	L106-129	34-33	Love - 29	Dieng - 21	18,315
27	Dec 20	@ L.A. Lakers	L 91-104	13-14	Love - 25	Love/Pekovic - 13	18,997	68	Mar 23	PHOENIX	L120-127	34-34	Love - 36	Love - 14	17,866
28	Dec 22	@ L.A. Clippers	L116-120 (OT)	13-15	Love - 45	Love - 19	19,304	69	Mar 24	@ Memphis	L 92-109	34-35	Love - 16	Dieng - 17	17,784
29	Dec 27	WASHINGTON	W120- 98	14-15	Love - 25	Love - 11	16,473	70	Mar 26	ATLANTA	W107- 83	35-35	Brewer/Martin - 18	Dieng - 15	11,632
30	Dec 28	@ Milwaukee	W117- 95	15-15	Love - 33	Love - 15	14,971	71	Mar 28	L.A. LAKERS	W143-107	36-35	Pekovic - 26	Love - 10	16,442
31	Dec 30	DALLAS	L 98-100	15-16	Love - 36	Love - 11	16,111	72	Mar 30	@ Brooklyn	L 99-114	36-36	Brewer/Martin - 21	Dieng - 11	17,732
32	Jan 1	NEW ORLEANS	W124-112	16-16	Pekovic - 22	Rubio - 8	14,002	73	Mar 31	L.A. CLIPPERS	L104-114	36-37	Love - 20	Love - 13	12,172
33	Jan 4	OKLAHOMA CITY	L111-115	16-17	Pekovic - 31	Love - 14	18,065	74	Apr 2	MEMPHIS	W102- 88	37-37	Love - 24	Love - 16	12,009
34	Jan 6	@ Philadelphia	W126- 95	17-17	Love - 26	Pekovic - 14	10,736	75	Apr 4	@ Miami	W122-121 (2OT)	38-37	Love - 28	Love - 11	19,661
35	Jan 8	PHOENIX	L103-104	17-18	Martin - 20	Love/Pekovic - 12	12,202	76	Apr 5	@ Orlando	L 92-100	38-38	Rubio - 18	Dieng - 8	16,992
36	Jan 10	CHARLOTTE	W119- 92	18-18	Pekovic - 26	Love - 14	13,767	77	Apr 8	SAN ANTONIO	W110- 91	39-38	Rubio - 23	Dieng - 15	10,117
37	Jan 12	@ San Antonio	L 86-104	18-19	Pekovic - 22	Love - 7	18,098	78	Apr 9	CHICAGO	L 87-102	39-39	Love - 17	Love - 10	13,447
38	Jan 15	SACRAMENTO	L108-111	18-20	Love - 27	Love - 11	12,399	79	Apr 11	HOUSTON	W112-110	40-39	Brewer - 51	Dieng - 20	16,689
39	Jan 17	@ Toronto	L 89- 94	18-21	Martin - 18	Love - 12	19,800	80	Apr 13	@ Sacramento	L103-106	40-40	Love - 43	Dieng - 14	16,965
40	Jan 18	UTAH	W 98- 72	19-21	Pekovic - 27	Pekovic - 14	17,111	81	Apr 14	@ Golden State	L120-130	40-41	Love - 40	Love - 14	19,596
41	Jan 21	@ Utah	W112- 97	20-21	Brewer/Love - 19	Love - 13	16,387	82	Apr 16	UTAH	L130-136 (2OT)	40-42	Martin - 36	Love - 10	14,155



2012-13

RECORD: 31-51



BACK ROW (L-R): Head Athletic Trainer Gregg Farnam, Strength and Conditioning Coach Keke Lyles, Physical Therapist Andre DeLoya, Nikola Pekovic, Kevin Love, Greg Stiemsma, Derrick Williams, Assistant Coach Jack Sikma, Assistant Coach Terry Porter, Assistant Coach T.R. Dunn

MIDDLE ROW (L-R): Assistant Video Coordinator Sam Newman-Beck, Video Coordinator Adam Johansen, Assistant Athletic Trainer/Assistant Strength and Conditioning Coach Dave Crewe, Player Development Coach Shawn Respert, Alexey Shved, Ricky Rubio, J.J. Barea, Luke Ridnour, Player Development Coach David Adelman, Assistant Coach Bill Bayno, Physical Therapist/Assistant Athletic Trainer Andrew Tai, Vice President of Medical Services Sheldon Burns

FRONT ROW (L-R): President of Basketball Operations David Kahn, Head Coach Rick Adelman, Brandon Roy, Dante Cunningham, Chris Johnson, Owner Glen Taylor, Andrei Kirilenko, Chase Budinger, Mickael Gelabale, Chief Operating Office Rob Moor, Team President Chris Wright

	FIELD GOALS					3-POINT FG			FREE THROWS			REBOUNDS										
PLAYER	G/GS	MIN	FG	FGA	PCT	FG	FGA	PCT	FT	FTA	PCT	OFF	DEF	TOT	AST	PF	STL	BLK	PTS	AVG		
Love	18/18	618	105	298	.3352	20	92	.217	100	142	.704	64	188	252	42	34	13	9	330	18.3		
Pekovic	62/62	1959	385	741	.520	0	0	---	241	324	.744	230	315	545	53	143	43	50	1011	16.3		
Kirilenko	64/64	2034	284	560	.507	35	120	.292	188	250	.752	102	260	362	177	82	96	62	791	12.4		
Williams	78/56	1916	338	786	.430	65	196	.332	192	272	.706	96	334	430	46	127	44	37	933	12.0		
Ridnour	82/82	2474	367	811	.453	66	212	.311	139	164	.848	41	165	206	311	187	82	15	939	11.5		
Barea	74/2	1713	316	758	.417	97	280	.346	105	134	.784	34	173	207	294	131	32	0	834	11.3		
Rubio	57/47	1691	185	514	.360	27	92	.293	211	264	.3799	44	185	229	418	143	137	5	608	10.7		
Budinger	23/1	508	79	191	.414	26	81	.321	32	42	.762	15	56	71	25	29	14	7	216	9.4		
Cunningham	80/9	2010	314	671	.468	0	6	.000	67	103	.650	142	266	408	67	153	84	38	695	8.7		
Shved	77/16	1840	236	635	.372	85	288	.295	108	150	.720	41	134	175	286	117	54	27	665	8.6		
Howard	11/4	207	31	77	.403	5	16	.313	7	12	.583	9	27	36	4	18	10	3	74	6.7		
Roy	5/5	122	11	35	.314	0	9	.000	7	10	.700	3	11	14	23	5	3	0	29	5.8		
Gelabale	36/13	644	72	139	.518	16	52	.308	21	24	.875	32	67	99	26	47	16	4	181	5.0		
Lee	16/12	289	29	76	.382	8	24	.333	12	20	.600	15	24	39	20	30	12	6	78	4.9		
Stiemsma	76/19	1209	127	278	.457	0	0	---	53	69	.768	61	200	261	30	184	44	90	307	4.0		
Johnson	30/0	284	48	75	.640	0	0	---	21	34	.618	20	40	60	8	49	7	28	117	3.9		
Hayward	4/0	31	2	10	.200	0	4	.000	6	6	1.000	0	4	4	3	3	2	0	10	2.5		
Amundson	20/0	161	14	38	.368	0	0	---	4	20	.200	23	24	47	3	26	7	6	32	1.6		
Conroy	4/0	20	0	9	.3000	0	3	.000	1	2	.500	1	0	1	0	1	0	0	1	0.3		
TIMBERWOLVES	82	19730	2943	6702	.439	450	1475	.305	1515	2042	.742	973	2473	3446	1836	1509	700	387	7851	95.7		
OPPONENTS	82	19730	3113	6657	.468	576	1559	.369	1243	1652	.752	871	2583	3454	1832	1847	661	481	8045	98.1		



2012-13

DAY-BY-DAY

G#	DATE	OPPONENT	WOLVES/OPP	RECORD	HIGH POINTS	HIGH REBOUNDS	ATTEND.	G#	DATE	OPPONENT	WOLVES/OPP	RECORD	HIGH POINTS	HIGH REBOUNDS	ATTEND.
1	Nov 2	SACRAMENTO	W 92- 80	1-0	Barea - 21	Cunningham - 9	19,356	42	Jan 30	L.A. CLIPPERS	L 90- 96	17-25	Pekovic - 17	Pekovic - 12	15,312
2	Nov 4	@Toronto	L 86-105	1-1	Kirilenko - 17	Williams - 8	16,754	43	Feb 1	L.A. LAKERS	L100-111	17-26	Shved - 18	Pekovic/Williams - 9	18,547
3	Nov 5	@Brooklyn	W 107- 96	2-1	Pekovic - 21	Cunningham - 11	14,017	44	Feb 2	NEW ORLEANS	W115- 86	18-26	Cunningham - 18	Pekovic - 7	16,289
4	Nov 7	ORLANDO	W 90- 75	3-1	Ridnour - 19	Williams - 6	17,121	45	Feb 4	PORTLAND	L 98-100	18-27	Cunningham - 23	Pekovic - 11	13,446
5	Nov 9	INDIANA	W 96- 94	4-1	Budinger - 18	Pekovic - 8	18,222	46	Feb 6	SAN ANTONIO	L 94-104	18-28	Pekovic - 21	Williams - 12	15,224
6	Nov 10	@Chicago	L 80- 87	4-2	Pekovic - 18	Kirilenko - 12	21,974	47	Feb 8	NEW YORK	L 94-100	18-29	Ridnour - 20	Pekovic - 11	16,542
7	Nov 12	@Dallas	W 90- 82	5-2	Pekovic - 20	Kirilenko - 11	19,322	48	Feb 10	@Memphis	L 88-105	18-30	Ridnour/Rubio - 17	Pekovic/Williams - 6	16,023
8	Nov 14	CHARLOTTE	L 87- 89	5-3	Kirilenko - 26	Kirilenko - 12	13,272	49	Feb 11	@Cleveland	W100- 92	19-30	Ridnour - 21	Pekovic - 10	11,556
9	Nov 16	GOLDEN STATE	L 98-106	5-4	Williams - 23	Williams - 7	16,013	50	Feb 13	UTAH	L 93- 97	19-31	Williams - 24	Williams - 16	13,117
10	Nov 21	DENVER	L 94-101	5-5	Love - 34	Love - 14	16,879	51	Feb 20	PHILADELPHIA	W 94- 87	20-31	Pekovic - 27	Pekovic - 18	14,439
11	Nov 23	@Portland	L 95-103	5-6	Love - 24	Love - 13	20,555	52	Feb 22	@Oklahoma Cit	L111-127	20-32	Shved - 17	Stiemsma - 6	18,203
12	Nov 24	@Golden State	L 85- 96	5-7	Pekovic - 17	Love - 15	19,084	53	Feb 24	GOLDEN STATE	L 99-100	20-33	Williams - 23	Williams - 12	18,033
13	Nov 27	@Sacramento	W 97- 89	6-7	Love - 23	Love - 24	10,741	54	Feb 26	@Phoenix	L 83- 84 (OT)	20-34	Williams - 21	Pekovic/Williams - 12	14,973
14	Nov 28	@L.A. Clippers	L 95-101	6-8	Love - 19	Love - 12	19,060	55	Feb 28	@L.A. Lakers	L 94-116	20-35	Barea - 20	Rubio/Williams - 8	18,997
15	Nov 30	MILWAUKEE	W 95- 85	7-8	Ridnour/Shved - 16	Pekovic - 16	16,418	56	Mar 2	@Portland	L 94-109	20-36	Williams - 23	Rubio - 9	20,390
16	Dec 4	@Philadelphia	W105- 88	8-8	Shved - 17	Howard/Love - 10	13,986	57	Mar 4	MIAMI	L 81- 97	20-37	Williams - 25	Cunningham - 11	18,391
17	Dec 5	@Boston	L 94-104	8-9	Love - 19	Love - 13	18,624	58	Mar 6	WASHINGTON	W 87- 82	21-37	Williams - 16	Williams - 8	13,233
18	Dec 7	CLEVELAND	W 91- 73	9-9	Love - 36	Love - 13	16,623	59	Mar 9	@Denver	L 88-111	21-38	Gelabale - 19	Johnson - 8	18,823
19	Dec 12	DENVER	W108-105	10-9	Pekovic - 22	Love - 14	16,444	60	Mar 10	DALLAS	L 77-100	21-39	Williams - 18	Williams - 9	15,209
20	Dec 14	@New Orleans	W113-102	11-9	Pekovic - 31	Kirilenko - 11	14,671	61	Mar 12	SAN ANTONIO	W107- 83	22-39	Rubio - 21	Rubio - 13	14,219
21	Dec 15	DALLAS	W114-106 (OT)	12-9	Pekovic - 21	Kirilenko - 10	18,173	62	Mar 13	@Indiana	L 91-107	22-40	Rubio - 21	Stiemsma - 9	14,187
22	Dec 17	@Orlando	L 93-102	12-10	Love - 23	Love - 15	16,992	63	Mar 15	@Houston	L100-108	22-41	Williams/Barea - 19	Gelabale/Rubio - 7	18,046
23	Dec 18	@Miami	L 92-103	12-11	Kirilenko - 22	Love - 18	19,862	64	Mar 17	NEW ORLEANS	W 97- 95	23-41	Williams - 28	Williams - 7	14,246
24	Dec 20	OKLAHOMA CITY	W 99- 93	13-11	Love - 28	Love - 11	17,114	65	Mar 18	@Memphis	L 77- 92	23-42	Shved - 12	Gelabale/Cunningham	16,378
25	Dec 23	@New York	L 91- 94	13-12	Pekovic - 21	Pekovic - 17	19,033							Stiemsma - 7	
26	Dec 26	HOUSTON	L 84- 87	13-13	Barea - 18	Love - 12	20,340	66	Mar 21	@Sacramento	L 98-101	23-43	Pekovic - 18	Pekovic - 12	12,176
27	Dec 29	PHOENIX	W111-107	14-13	Pekovic - 28	Love - 18	19,356	67	Mar 22	@Phoenix	W117- 86	24-43	Kirilenko - 20	Stiemsma - 10	16,155
28	Jan 2	@Utah	L 84-106	14-14	Love/Shved - 13	Love - 10	19,120	68	Mar 24	CHICAGO	L 97-104	24-44	Williams - 28	Pekovic - 8	17,330
29	Jan 3	@Denver	W101- 97	15-14	Barea/Shved - 17	Love - 17	16,921	69	Mar 26	@Detroit	W105- 82	25-44	Barea - 21	Pekovic - 11	16,877
30	Jan 5	PORTLAND	L 97-102	15-15	Pekovic - 21	Pekovic - 15	16,220	70	Mar 27	L.A. LAKERS	L117-120	25-45	Pekovic - 19	Pekovic - 16	18,029
31	Jan 8	ATLANTA	W108-103	16-15	Pekovic - 25	Pekovic - 18	15,988	71	Mar 29	OKLAHOMA CITY	W101- 93	26-45	Pekovic - 22	Pekovic - 15	18,121
32	Jan 9	@Oklahoma Cit	L 84-106	16-16	Shved - 18	Williams - 11	18,203	72	Mar 30	MEMPHIS	L 86- 99	26-46	Rubio - 23	Rubio - 10	13,680
33	Jan 11	@New Orleans	L 92-104	16-17	Ridnour - 20	Cunningham - 9	13,538	73	Apr 1	BOSTON	W110-100	27-46	Pekovic - 29	Kirilenko - 9	14,546
34	Jan 13	@San Antonio	L 88-106	16-18	Barea - 15	Kirilenko - 11	18,144	74	Apr 3	@Milwaukee	W107- 98	28-46	Pekovic - 27	Pekovic/Cunningham - 8	15,386
35	Jan 14	@Dallas	L 98-113	16-19	Barea - 21	Pekovic - 12	19,486	75	Apr 5	TORONTO	L 93- 95	28-47	Pekovic - 24	Pekovic - 8	16,681
36	Jan 17	L.A. CLIPPERS	L 77- 90	16-20	Ridnour - 21	Pekovic - 9	16,198	76	Apr 6	DETROIT	W107-101	29-47	Pekovic/Barea - 20	Pekovic - 13	15,311
37	Jan 19	HOUSTON	W 92- 79	17-20	Kirilenko - 21	Kirilenko - 11	16,799	77	Apr 9	@Golden State	L 89-105	29-48	Budinger - 17	Stiemsma - 9	19,596
38	Jan 21	@Atlanta	L 96-104	17-21	Williams - 17	Kirilenko - 6	13,808	78	Apr 10	@L.A. Clipper	L 95-111	29-49	Pekovic - 20	Williams - 10	19,060
39	Jan 23	BROOKLYN	L 83- 91	17-22	Kirilenko - 15	Kirilenko/Johnson/ Williams - 6	15,785	79	Apr 12	@Utah	L100-107	29-50	Barea - 23	Stiemsma - 7	19,609
40	Jan 25	@Washington	L101-114	17-23	Williams - 18	Williams - 11	14,095	80	Apr 13	PHOENIX	W105- 93	30-50	Rubio - 24	Cunningham - 8	16,701
41	Jan 26	@Charlotte	L101-102	17-24	Ridnour - 22	Ridnour/Stiemsma - 7	15,397	81	Apr 15	UTAH	L 80- 96	30-51	Williams - 18	Stiemsma - 8	17,009
								82	Apr 17	@San Antonio	W108- 95	31-51	Williams - 21	Stiemsma - 9	18,581



2011-12
RECORD: 26-40



BACK ROW (L-R): Player Development Coach Shawn Respert, Michael Beasley, Kevin Love, Nikola Pekovic, Darko Milicic, Brad Miller, Anthony Randolph, Assistant Coach Jack Sikma.

MIDDLE ROW (L-R): Video Coordinator Adam Johansen, Head Athletic Trainer Gregg Farnam, Strength and Conditioning Coach Keke Lyles, J.J. Barea, Ricky Rubio, Wayne Ellington, Player Development Coach David Adelman, Assistant Coach Terry Porter, Physical Therapist/Assistant Athletic Trainer Andrew Tai, Assistant Coach T.R. Dunn, Assistant Coach Bill Bayno.

FRONT ROW (L-R): President of Basketball Operations David Kahn, Wes Johnson, Malcolm Lee, Derrick Williams, Head Coach Rick Adelman, Luke Ridnour, Anthony Tolliver, Martell Webster.

PLAYER	G/GS	MIN	FIELD GOALS			3-POINT FG			FREE THROWS			REBOUNDS			AST	PF	STL	BLK	PTS	AVG
			FG	FGA	PCT	FG	FGA	PCT	FT	FTA	PCT	OFF	DEF	TOT						
Love	55/55	2145	474	1059	.448	105	252	.372	379	460	.824	226	508	734	111	152	47	28	1432	26.0
Pekovic	47/35	1264	256	454	.564	0	0	---	139	187	.743	181	165	346	31	98	29	31	651	13.9
Ridnour	53/53	1750	242	550	.440	49	152	.322	106	119	.891	19	122	141	252	136	56	16	639	12.1
Beasley	47/7	1087	221	497	.445	38	101	.376	61	95	.642	39	168	207	45	83	18	19	541	11.5
Barea	41/11	1032	167	418	.400	53	143	.371	76	98	.776	14	100	114	232	61	21	0	463	11.3
Rubio	41/31	1404	139	389	.357	32	94	.340	126	157	.803	21	150	171	336	97	91	8	436	10.6
Williams	66/15	1418	205	498	.412	37	138	.268	136	195	.697	77	234	311	38	95	30	31	583	8.8
Randolph	34/5	517	94	200	.470	0	1	.000	64	84	.762	42	81	123	19	56	13	35	252	7.4
Webster	47/26	1140	115	272	.423	37	109	.339	57	72	.792	42	126	168	40	86	31	17	324	6.9
Ellington	51/4	973	122	302	.404	35	108	.324	32	40	.800	14	85	99	33	56	26	10	311	6.1
Johnson	65/64	1469	158	397	.398	53	169	.314	24	34	.706	24	153	177	59	115	35	48	393	6.0
Milicic	29/23	472	59	130	.454	0	0	---	16	37	.432	35	62	97	17	59	9	25	134	4.6
Tolliver	51/0	882	71	782	.390	25	101	.248	41	55	.745	50	103	153	22	86	18	19	208	4.1
Lee	19/0	243	23	59	.390	2	10	.200	14	17	.824	9	17	26	31	22	8	4	62	3.3
Miller	15/1	146	9	27	.333	7	15	.467	10	12	.833	4	15	19	24	10	4	2	35	2.3
TIMBERWOLVES	66	15940	2355	5434	.433	473	1423	.332	1281	1662	.771	797	2089	2886	1290	1212	436	293	6464	97.9
OPPONENTS	66	15940	2572	5656	.455	406	1195	.340	1059	1402	.755	771	2096	2867	1422	1435	549	377	6609	100.1



2011-12 DAY-BY-DAY

G#	DATE	OPPONENT	WOLVES/OPP	RECORD	HIGH POINTS	HIGH REBOUNDS	ATTEND.	G#	DATE	OPPONENT	WOLVES/OPP	RECORD	HIGH POINTS	HIGH REBOUNDS	ATTEND.
1	12/26	OKLAHOMA CITY	L 100-104	0-1	Beasley - 24	Love - 12	19,406	34	2/22	UTAH	W 100-98	17-17	Barea - 22	Pekovic - 12	18,776
2	12/27	@ Milwaukee	L 95-98	0-2	Love - 31	Love - 20	17,352	35	2/28	@ L.A. Clippers	W 109-97	18-17	Beasley/Williams - 27	Love/Rubio - 7	19,243
3	12/30	MIAMI	L 101-103	0-3	Love - 25	Love - 12	19,356	36	2/29	@ L.A. Lakers	L 85-104	18-18	Beasley/Webster - 14	Randolph - 9	18,997
4	1/1	DALLAS	W 99-82	1-3	Love - 25	Love - 17	15,115	37	3/1	@ Phoenix	L 95-104	18-19	Love - 23	Love - 10	15,071
5	1/2	SAN ANTONIO	W 106-96	2-3	Love - 24	Love - 15	14,514	38	3/3	@ Portland	W 122-110	19-19	Love - 42	Love - 10	20,644
6	1/4	MEMPHIS	L 86-90	2-4	Love - 27	Love - 14	17,404	39	3/5	L.A. CLIPPERS	W 95-94	20-19	Love - 39	Love - 17	19,509
7	1/6	CLEVELAND	L 87-98	2-5	Love - 29	Love - 14	16,943	40	3/7	PORTLAND	W 106-94	21-19	Love - 29	Love - 16	17,118
8	1/8	@ Washington	W 93-72	3-5	Love - 20	Love - 16	13,095	41	3/9	L.A. LAKERS	L 102-105	21-20	Pekovic - 25	Pekovic - 13	20,164
9	1/9	@ Toronto	L 87-97	3-6	Barea - 16	Love - 14	14,097	42	3/10	NEW ORLEANS	L 89-95	21-21	Love - 31	Love - 16	20,123
10	1/10	CHICAGO	L 100-111	3-7	Ridnour - 22	Love - 13	19,356	43	3/12	@ Phoenix	W 127-124	22-21	Love - 30	Pekovic/Williams - 8	14,568
11	1/13	@ New Orleans	W 87-80	4-7	Love - 34	Love - 15	14,295	44	3/15	@ Utah	L 105-111 (OT)	22-22	Love - 25	Love - 16	18,503
12	1/14	@ Atlanta	L 91-93	4-8	Love - 30	Love - 13	13,135	45	3/16	@ L.A. Lakers	L 92-97	22-23	Love - 27	Love - 15	18,997
13	1/16	SACRAMENTO	W 99-86	5-8	Love - 33	Love - 11	16,159	46	3/18	@ Sacramento	L 99-105	22-24	Love - 21	Love - 11	15,616
14	1/18	DETROIT	W 93-85	6-8	Love - 20	Love - 17	15,598	47	3/19	@ Golden State	W 97-93	23-24	Love - 36	Love - 16	19,596
15	1/20	@ L.A. Clippers	W 101-98	7-8	Milicic - 22	Love - 14	19,492	48	3/21	@ San Antonio	L 100-116	23-25	Barea - 18	Love - 12	18,581
16	1/21	@ Utah	L 98-108	7-9	Rubio - 17	Love/Williams - 8	19,911	49	3/23	@ Oklahoma City	L 140-149 (2OT)	23-26	Love - 51	Love - 14	18,203
17	1/23	HOUSTON	L 92-107	7-10	Love - 39	Love - 11	16,924	50	3/25	DENVER	W 117-100	24-26	Love - 30	Love - 21	20,023
18	1/25	@ Dallas	W 105-90	8-10	Love - 31	Love - 11	20,150	51	3/27	@ Memphis	L 86-93	24-27	Love - 28	Love - 11	14,796
19	1/27	SAN ANTONIO	W 87-79	9-10	Love/Rubio - 18	Love - 16	16,699	52	3/28	@ Charlotte	W 88-83	25-27	Love - 40	Love - 19	10,540
20	1/29	L.A. LAKERS	L 101-106	9-11	Love - 33	Love - 13	17,551	53	3/30	BOSTON	L 79-100	25-28	Love - 22	Love - 11	19,356
21	1/30	@ Houston	W 120-108	10-11	Beasley - 34	Rubio - 8	14,264	54	4/1	@ Portland	L 106-119	25-29	Love - 26	Love - 9	20,359
22	2/1	INDIANA	L 99-109	10-12	Love - 21	Love - 17	15,017	55	4/2	@ Sacramento	L 108-116	25-30	Love - 23	Love - 7	12,279
23	2/3	@ New Jersey	W 108-105	11-12	Pekovic - 27	Pekovic - 11	15,069	56	4/4	GOLDEN STATE	L 94-97	25-31	Love - 29	Love - 12	17,161
24	2/4	HOUSTON	W 100-91	12-12	Love - 25	Love - 18	19,356	57	4/7	@ New Orleans	L 90-99	25-32	Love - 29	Love - 12	15,520
25	2/7	SACRAMENTO	W 86-84	13-12	Pekovic - 23	Beasley - 14	14,073	58	4/9	PHOENIX	L 90-114	25-33	Love - 25	Love - 13	17,274
26	2/8	@ Memphis	L 80-85	13-13	Barea - 17	Pekovic/Williams - 9	13,287	59	4/11	@ Denver	L 107-113	25-34	Randolph - 28	Williams - 8	15,823
27	2/10	DALLAS	L 97-104	13-14	Love - 32	Love - 12	17,119	60	4/12	L.A. CLIPPERS	L 82-95	25-35	Pekovic - 17	Beasley - 10	16,016
28	2/11	NEW YORK	L 98-100	13-15	Love - 32	Love - 21	20,232	61	4/14	OKLAHOMA CITY	L 110-115	25-36	Beasley - 26	Pekovic - 13	19,552
29	2/13	@ Orlando	L 89-102	13-16	Love - 19	Love - 15	18,846	62	4/16	@ Indiana	L 88-111	25-37	Barea - 14	Williams - 10	11,845
30	2/15	CHARLOTTE	W 102-90	14-16	Love - 30	Love - 18	15,139	63	4/17	MEMPHIS	L 84-91	25-38	Barea - 28	Pekovic - 11	16,709
31	2/17	@ Houston	W 111-98	15-16	Love - 33	Love - 17	16,836	64	4/19	@ Detroit	W 91-80	26-38	Pekovic - 23	Randolph - 10	12,458
32	2/19	PHILADELPHIA	W 92-91	16-16	Rubio - 22	Love - 15	18,759	65	4/22	GOLDEN STATE	L 88-93	26-39	Pekovic - 19	Pekovic - 16	15,872
33	2/20	@ Denver	L 101-103 (OT)	16-17	Love - 22	Love - 13	17,236	66	4/26	DENVER	L 102-131	26-40	Barea - 20	Pekovic - 10	14,824



2010-11
RECORD: 17-65



BACK ROW (L-R): Player Development Coach Darrick Martin, Assistant Coach J.B. Bickerstaff, Assistant Coach Bill Laimbeer, Head Coach Kurt Rambis, Assistant Coach Reggie Theus, Assistant Coach Dave Wohl, Player Development Assistant Coach Jason Glover, Director of Security Bob Goedderz.

MIDDLE ROW (L-R): Physical Therapist/Assistant Athletic Trainer Andrew Tai, Strength and Conditioning Coach Dave Vitel, Wayne Ellington, Luke Ridnour, Jonny Flynn, Sebastian Telfair, Martell Webster, Athletic Trainer Gregg Farnam, Video Coordinator Adam Johansen.

FRONT ROW (L-R): President of Basketball Operations David Kahn, Lazar Hayward, Anthony Randolph, Darko Milicic, Michael Beasley, Kevin Love, Nikola Pekovic, Anthony Tolliver, Wes Johnson.

PLAYER	G/GS	MIN	FIELD GOALS			3-POINT FG			FREE THROWS			REBOUNDS			AST	PF	STL	BLK	PTS	AVG
			FG	FGA	PCT	FG	FGA	PCT	FT	FTA	PCT	OFF	DEF	TOT						
Love	73/73	2611	482	1026	.470	88	211	.417	424	499	.850	330	782	1112	184	148	45	28	1476	20.2
Beasley	73/73	2361	561	1246	.450	60	164	.366	219	291	.753	118	291	409	158	222	54	52	1401	19.2
Ridnour	71/66	2159	319	681	.468	81	184	.440	121	137	.883	37	162	199	384	146	89	10	840	11.8
Webster	46/1	1094	152	340	.447	55	132	.417	94	122	.770	36	111	147	53	101	28	9	453	9.8
Johnson	79/63	2069	271	682	.397	103	289	.356	64	92	.696	51	189	240	148	163	58	54	709	9.0
Milicic	69/69	1686	271	578	.469	0	0	---	64	115	.557	133	227	360	104	229	54	140	606	8.8
Brewer	56/22	1362	168	437	.384	26	99	.263	121	171	.708	45	107	152	77	134	89	14	483	8.6
Randolph (TOT)	40/3	590	123	264	.466	1	4	.250	58	86	.674	43	117	160	33	62	22	24	305	7.6
Randolph (MIN)	23/3	463	109	219	.498	0	0	---	52	74	.703	32	88	120	26	47	18	16	270	11.7
Telfair	37/8	711	97	241	.402	28	78	.359	44	60	.733	17	37	54	111	64	25	3	266	7.2
Tolliver	65/4	1362	141	313	.450	47	115	.409	105	131	.802	92	203	295	82	145	28	28	434	6.7
Ellington	62/8	1181	160	397	.403	48	121	.397	42	53	.792	26	82	108	72	85	28	3	410	6.6
Pekovic	65/11	887	136	263	.517	0	0	---	87	114	.763	90	103	193	27	181	18	35	359	5.5
Flynn	53/8	983	108	296	.365	31	100	.310	32	42	.762	12	65	77	182	58	34	3	279	5.3
Hayward	42/0	419	55	154	.357	17	60	.283	33	42	.786	23	47	70	28	44	12	7	160	3.8
Ager	4/0	29	6	11	.545	3	4	.750	0	0	---	0	2	2	1	4	1	0	15	3.8
Koufos	39/1	336	47	108	.435	0	2	.000	12	24	.500	42	55	97	7	50	8	20	106	2.7
Gaines	8/0	65	7	22	.318	2	6	.333	5	10	.500	1	5	6	6	4	3	0	21	2.6
TIMBERWOLVES	82	19780	3090	7014	.441	589	1565	.376	1519	1977	.768	1085	2556	3641	1650	1825	592	422	8288	101.1
OPPONENTS	82	19780	3230	6902	.468	639	1707	.374	1733	2227	.778	913	2577	3490	2031	1717	777	447	8832	107.7



2010-11 DAY-BY-DAY

G#	DATE	OPPONENT	WOLVES/OPP	RECORD	HIGH POINTS	HIGH REBOUNDS	ATTEND.	G#	DATE	OPPONENT	WOLVES/OPP	RECORD	HIGH POINTS	HIGH REBOUNDS	ATTEND.
1	10/27	SACRAMENTO	L 116-117	0-1	Ridnour - 20	Love - 10	17,067	42	1/17	@ Portland	L 102-113	10-32	Love/Milicic - 22	Love - 17	20,239
2	10/29	MILWAUKEE	W 96-85	1-1	Beasley - 21	Love - 16	17,197	43	1/19	@ L.A. Clipper	L 111-126	10-33	Love - 26	Love - 11	17,793
3	10/30	@ Memphis	L 89-109	1-2	Ellington - 15	Love - 13	12,753	44	1/24	HOUSTON	L 125-129	10-34	Love - 24	Love - 17	11,983
4	11/2	@ Miami	L 97-129	1-3	Love - 20	Pekovic - 8	19,600	45	1/26	OKLAHOMA CITY	L 117-118 (OT)	10-35	Love - 31	Love - 21	14,979
5	11/3	@ Orlando	L 86-128	1-4	Love - 22	Love - 9	18,846	46	1/28	@ Utah	L 100-108	10-36	Love - 22	Love - 15	19,911
6	11/5	ATLANTA	L 103-113	1-5	Three Players - 18	Love - 12	17,222	47	1/29	TORONTO	W 103-87	11-36	Love - 21	Love - 12	14,991
7	11/7	@ Houston	L 94-120	1-6	Love - 16	Love - 16	15,058	48	2/2	MEMPHIS	L 84-102	11-37	Beasley - 19	Love - 10	12,662
8	11/9	@ L.A. Lakers	L 94-99	1-7	Love - 23	Love - 24	18,997	49	2/4	@ Toronto	L 100-111	11-38	Love - 20	Love - 15	14,389
9	11/10	@ Sacramento	W 98-89	2-7	Beasley - 42	Beasley/Love - 9	12,433	50	2/5	DENVER	L 100-113	11-39	Beasley - 23	Love - 19	15,389
10	11/12	NEW YORK	W 112-103	3-7	Beasley - 35	Love - 31	15,232	51	2/7	@ New Orleans	W 104-92	12-39	Love - 27	Love - 17	13,401
11	11/14	@ Atlanta	L 105-111	3-8	Beasley - 25	Love - 17	12,027	52	2/8	@ Houston	W 112-108	13-39	Love - 20	Love - 14	15,679
12	11/15	@ Charlotte	L 110-113	3-9	Beasley - 28	Milicic - 12	11,211	53	2/11	@ Indiana	L 105-116	13-40	Love - 22	Love - 15	12,559
13	11/17	L.A. CLIPPERS	W 113-111	4-9	Beasley - 33	Love - 14	12,909	54	2/12	PHILADELPHIA	L 87-107	13-41	Love - 16	Love - 13	17,011
14	11/19	L.A. LAKERS	L 95-112	4-10	Beasley - 25	Milicic - 16	19,356	55	2/14	PORTLAND	L 81-95	13-42	Webster - 17	Love - 11	11,227
15	11/22	@ Oklahoma City	L 107-117	4-11	Love - 24	Love - 17	17,653	56	2/16	L.A. CLIPPERS	L 90-98	13-43	Ellington/Love - 18	Love - 18	15,227
16	11/24	SAN ANTONIO	L 109-113 (OT)	4-12	Love - 32	Love - 22	13,117	57	2/22	@ Milwaukee	L 88-94	13-44	Beasley - 21	Love - 17	13,106
17	11/27	GOLDEN STATE	L 94-104	4-13	Beasley - 28	Love - 22	14,440	58	2/23	MEMPHIS	L 95-104	13-45	Ellington - 16	Love - 11	11,497
18	12/1	@ Dallas	L 86-100	4-14	Beasley - 16	Love - 15	19,567	59	2/25	NEW ORLEANS	L 81-95	13-46	Johnson/Ridnour - 22	Love - 14	16,965
19	12/3	@ San Antonio	L 101-107	4-15	Beasley - 28	Love - 18	18,581	60	2/27	GOLDEN STATE	W 126-123	14-46	Love - 37	Love - 23	16,021
20	12/4	CLEVELAND	W 129-95	5-15	Love - 28	Love - 19	14,422	61	3/1	L.A. LAKERS	L 79-90	14-47	Johnson - 20	Love - 11	17,111
21	12/6	@ New York	L 114-121	5-16	Love - 33	Love - 15	19,763	62	3/2	@ Detroit	W 116-105	15-47	Love - 20	Love - 20	13,122
22	12/8	OKLAHOMA CITY	L 103-111	5-17	Beasley - 26	Love - 21	13,907	63	3/4	@ Philadelphia	L 100-111	15-48	Love - 21	Love - 23	12,008
23	12/10	DETROIT	W 109-99	6-17	Love - 27	Love - 18	13,988	64	3/5	@ Washington	L 96-103	15-49	Love - 20	Love - 21	18,216
24	12/11	@ Chicago	L 82-113	6-18	Love - 23	Love - 15	21,102	65	3/7	DALLAS	L 105-108	15-50	Love - 23	Love - 17	13,288
25	12/14	@ Golden State	L 99-108	6-19	Milicic - 25	Love - 14	17,615	66	3/9	INDIANA	W 101-75	16-50	Beasley/Love - 16	Love - 21	15,153
26	12/15	@ Phoenix	L 122-128	6-20	Love - 23	Love - 16	16,977	67	3/11	UTAH	W 122-101	17-50	Love - 24	Love - 12	18,534
27	12/17	@ Portland	L 102-107	6-21	Beasley - 33	Love - 17	20,310	68	3/13	@ Golden State	L 77-100	17-51	Beasley/Webster - 16	Love - 12	17,788
28	12/18	@ Denver	L 113-115	6-22	Love - 43	Love - 17	15,409	69	3/16	@ Utah	L 104-119	17-52	Love - 22	Love - 11	19,465
29	12/20	@ L.A. Clipper	L 90-113	6-23	Beasley - 20	Love - 10	16,053	70	3/18	@ L.A. Lakers	L 98-106	17-53	Johnson - 29	Love - 13	18,997
30	12/22	UTAH	L 107-112	6-24	Love - 25	Love - 19	15,809	71	3/20	SACRAMENTO	L 95-127	17-54	Ridnour - 22	Milicic - 6	18,993
31	12/26	@ Cleveland	W 98-97	7-24	Beasley - 28	Love - 18	20,562	72	3/24	@ Dallas	L 96-104	17-55	Randolph - 31	Randolph - 11	20,296
32	12/27	NEW ORLEANS	W 113-98	8-24	Beasley - 30	Love - 11	11,679	73	3/25	@ Oklahoma City	L 103-111	17-56	Randolph - 24	Randolph - 15	18,203
33	12/29	DENVER	L 113-119	8-25	Beasley - 33	Love - 14	17,093	74	3/27	BOSTON	L 82-85	17-57	Beasley - 28	Tolliver - 15	19,178
34	1/1	NEW JERSEY	W 103-88	9-25	Love - 23	Love - 10	12,665	75	3/30	CHICAGO	L 91-108	17-58	Love - 16	Love - 9	19,207
35	1/3	@ Boston	L 93-96	9-26	Beasley - 19	Love - 24	18,624	76	4/1	MIAMI	L 92-111	17-59	Webster - 22	Love - 7	19,096
36	1/5	CHARLOTTE	L 105-108 (OT)	9-27	Love - 35	Love - 15	14,881	77	4/2	@ Memphis	L 89-106	17-60	Beasley - 20	Pekovic - 6	15,327
37	1/7	PORTLAND	L 98-108	9-28	Love - 30	Love - 19	12,213	78	4/5	@ New Jersey	L 105-107	17-61	Beasley/Randolph-20	Beasley - 11	13,461
38	1/9	@ San Antonio	L 91-94	9-29	Love - 18	Love - 17	18,581	79	4/6	PHOENIX	L 98-108	17-62	Beasley - 24	Beasley - 11	16,113
39	1/11	SAN ANTONIO	L 96-107	9-30	Love - 20	Love - 20	11,209	80	4/9	@ Denver	L 106-130	17-63	Hayward/Webster-15	Tolliver - 7	19,155
40	1/13	WASHINGTON	W 109-97	10-30	Love - 35	Love/Milicic - 11	11,437	81	4/11	@ Phoenix	L 127-135 (OT)	17-64	Beasley - 26	Randolph/Tolliver - 10	17,485
41	1/15	ORLANDO	L 99-108	10-31	Brewer - 23	Love - 15	17,391	82	4/13	HOUSTON	L 102-121	17-65	Beasley - 34	Tolliver - 13	17,101



2009-10

RECORD: 15-67



BACK ROW (L-R): Video Coordinator Mike Lindahl, Assistant Director of Player Development Darrick Martin, Assistant Coach J.B. Bickerstaff, Assistant Coach Bill Laimbeer, Head Coach Kurt Rambis, Assistant Coach Reggie Theus, Assistant Coach Dave Wohl, Director of Security Bob Goedderz

MIDDLE ROW (L-R): Strength and Conditioning Intern Joe Bueckers, Strength and Conditioning Coach Dave Vitel, Physical Therapist Andre Deloya, Sasha Pavlovic, Wayne Ellington, Jonny Flynn, Ramon Sessions, Ryan Gomes, Corey Brewer, Damien Wilkins, Orthopaedic Surgeon Dr. David Fischer, Vice President of Team Medical Services Dr. Sheldon Burns, Athletic Trainer Gregg Farnam, Training Intern Tim Greve

FRONT ROW (L-R): President Chris Wright, Ryan Hollins, Olesiy Pecherov, Al Jefferson, President of Basketball Operations David Kahn, Owner Glen Taylor, Kevin Love, Brian Cardinal, Darko Milicic, CEO Rob Moor

PLAYER	G/GS			FIELD GOALS			3-POINT FG			FREE THROWS			REBOUNDS			PF	STL	BLK	PTS	AVG
	G/GS	MIN	FG	FGA	PCT	FG	FGA	PCT	FT	FTA	PCT	OFF	DEF	TOT	AST					
Jefferson	76/76	2463	560	1125	.498	0	4	.000	181	266	.680	180	523	703	137	205	63	98	1301	17.1
Love	60/22	1714	291	646	.450	35	106	.330	225	276	.815	227	431	658	136	136	43	23	842	14.0
Flynn	81/81	2339	397	952	.417	77	215	.358	223	270	.826	24	167	191	356	98	82	2	1094	13.5
Brewer	82/82	2482	409	949	.431	82	237	.346	166	256	.648	70	209	279	193	224	117	29	1066	13.0
Gomes	76/64	2210	327	732	.447	74	199	.372	104	126	.825	76	272	348	124	155	62	16	832	10.9
Sessions	82/1	1732	253	555	.456	1	15	.067	167	233	.717	58	156	214	258	137	55	5	674	8.2
Milicic (TOT)	32/18	685	100	204	.490	0	1	.000	15	28	.536	47	104	151	47	82	22	34	215	6.7
Milicic (MIN)	24/18	614	92	187	.492	0	1	.000	15	28	.536	42	91	133	43	75	18	33	199	8.3
Ellington	76/1	1384	190	448	.424	64	162	.395	61	70	.871	33	126	159	74	72	20	5	505	6.6
Hollins	73/27	1223	169	303	.558	0	1	.000	109	158	.690	79	128	207	51	199	19	38	447	6.1
Wilkins	80/31	1585	165	381	.433	18	61	.295	103	129	.798	72	177	249	135	144	66	25	451	5.6
Pecherov	44/5	447	77	188	.410	14	52	.269	29	32	.906	32	92	124	11	55	9	14	197	4.5
Pavlovic	71/0	877	109	300	.363	35	118	.297	10	26	.385	12	105	117	58	84	23	6	263	3.7
Tucker (TOT)	15/0	95	17	39	.436	1	7	.143	16	21	.762	6	4	10	4	6	0	0	51	3.4
Tucker (MIN)	4/0	25	4	9	.444	0	0	---	0	0	---	1	2	3	1	1	0	0	8	2.0
Jawai	39/2	412	49	111	.441	0	1	.000	26	38	.684	49	55	104	24	58	10	9	124	3.2
Cardinal	29/0	267	14	36	.389	3	9	.333	17	18	.944	7	22	29	24	56	9	3	48	1.7
Hart	1/0	5	0	1	.000	0	0	---	0	0	---	0	0	0	1	0	1	0	0	0.0
TIMBERWOLVES	82	19780	3106	6923	.449	403	1181	.341	1436	1926	.746	962	2556	3518	1626	1699	597	306	8051	98.2
OPPONENTS	82	19780	3343	6961	.480	618	1690	.366	1534	1981	.774	917	2640	3557	2103	1686	721	442	8838	107.8



2009-10 DAY-BY-DAY

G#	DATE	OPPONENT	WOLVES/OPP	RECORD	HIGH POINTS	HIGH REBOUNDS	ATTEND.	G#	DATE	OPPONENT	WOLVES/OPP	RECORD	HIGH POINTS	HIGH REBOUNDS	ATTEND.
1	10/28	NEW JERSEY	W 95-93	1-0	Flynn - 18	Wilkins - 10	18,358	42	1/18	PHILADELPHIA	W 108-103 (OT)	9-33	Flynn - 29	Jefferson - 13	14,637
2	10/30	CLEVELAND	L 87-104	1-1	Flynn - 17	Jefferson - 8	19,356	43	1/20	OKLAHOMA CITY	L 92-94	9-34	Brewer - 25	Jefferson - 9	12,995
3	11/1	@ Phoenix	L 112-120	1-2	Gomes - 23	Gomes - 15	15,376	44	1/22	NEW ORLEANS	L 94-96	9-35	Jefferson - 25	Jefferson - 13	17,101
4	11/2	@ L.A. Clippers	L 90-93	1-3	Jefferson - 24	Sessions - 8	13,614	45	1/23	@ Milwaukee	L 94-127	9-36	Flynn - 20	Love - 12	17,742
5	11/4	BOSTON	L 90-92	1-4	Pecherov - 24	Pecherov - 8	19,133	46	1/26	@ New York	L 105-132	9-37	Brewer - 22	Jefferson - 10	18,111
6	11/6	MILWAUKEE	L 72-87	1-5	Flynn - 20	Pecherov - 9	13,758	47	1/27	@ Cleveland	L 95-109	9-38	Brewer - 22	Jefferson/Love - 10	20,562
7	11/8	@ Portland	L 93-116	1-6	Jawai-16	Jefferson - 10	20,306	48	1/29	L.A. CLIPPERS	W 111-97	10-38	Brewer - 20	Jefferson - 16	13,398
8	11/9	@ Golden State	L 105-146	1-7	Flynn - 20	Wilkins - 10	15,468	49	1/31	NEW YORK	W 112-91	11-38	Love - 25	Jefferson/Love - 11	13,711
9	11/11	PORTLAND	L 84-107	1-8	Flynn - 15	Gomes - 7	13,555	50	2/5	@ Dallas	W 117-108	12-38	Flynn - 19	Love - 11	20,034
10	11/13	DALLAS	L 77-89	1-9	Flynn - 11	Pavlovic - 10	12,372	51	2/6	MEMPHIS	W 109-102	13-38	Gomes - 26	Jefferson/Love - 7	14,159
11	11/14	@ Memphis	L 87-97	1-10	Brewer - 16	Hollins - 8	10,019	52	2/9	@ Philadelphia	L 97-119	13-39	Ellington - 16	Jefferson - 10	11,038
12	11/18	HOUSTON	L 84-97	1-11	Jefferson - 20	Jefferson - 10	11,137	53	2/10	CHARLOTTE	L 92-93	13-40	Jefferson - 19	Jefferson - 10	13,352
13	11/21	@ Portland	L 78-106	1-12	Jefferson - 20	Jefferson/Pecherov - 10	20,453	54	2/16	@ Detroit	L 85-108	13-41	Love - 22	Love - 15	14,449
14	11/23	@ L.A. Clippers	L 87-91	1-13	Flynn - 17	Jefferson - 13	13,815	55	2/17	@ Washington	L 99-108	13-42	Jefferson - 18	Love - 13	13,143
15	11/25	DENVER	L 111-124	1-14	Brewer - 22	Brewer - 13	13,101	56	2/19	CHICAGO	L 94-100	13-43	Brewer - 19	Flynn/Wilkins - 7	18,183
16	11/27	PHOENIX	L 95-120	1-15	Sessions - 23	Hollins - 6	18,225	57	2/21	OKLAHOMA CITY	L 107-109	13-44	Flynn/Love - 19	Love - 14	14,202
17	11/29	@ Denver	W 106-100	2-15	Gomes - 27	Wilkins - 12	15,147	58	2/23	@ Miami	W 91-88	14-44	Love - 17	Love - 12	15,854
18	12/2	MEMPHIS	L 95-97	2-16	Gomes - 20	Jefferson - 9	11,408	59	2/24	@ Atlanta	L 92-98	14-45	Love - 19	Love - 12	15,059
19	12/4	@ New Orleans	L 89-98	2-17	Jefferson - 20	Jefferson - 14	14,720	60	2/26	@ Oklahoma City	L 92-109	14-46	Love - 19	Milicic - 9	18,203
20	12/5	UTAH	W 108-101	3-17	Gomes - 23	Jefferson - 11	18,466	61	2/27	PORTLAND	L 91-110	14-47	Jefferson - 19	Jefferson - 11	19,266
21	12/8	@ Toronto	L 88-94	3-18	Love - 18	Jefferson - 11	15,167	62	3/3	@ Dallas	L 109-112	14-48	Brewer - 24	Love - 14	19,511
22	12/9	NEW ORLEANS	L 96-97	3-19	Gomes - 21	Jefferson - 16	12,056	63	3/6	HOUSTON	L 98-112	14-49	Love - 20	Love - 11	15,587
23	12/11	@ L.A. Lakers	L 92-104	3-20	Jefferson - 24	Love - 19	18,997	64	3/8	DALLAS	L 112-125	14-50	Jefferson - 36	Jefferson - 14	14,007
24	12/12	@ Sacramento	L 100-120	3-21	Jefferson - 26	Love - 12	11,333	65	3/10	DENVER	L 102-110	14-51	Brewer - 21	Milicic - 12	14,256
25	12/14	@ Utah	W 110-108	4-21	Flynn - 28	Love - 14	18,090	66	3/12	SAN ANTONIO	L 85-103	14-52	Ellington - 17	Jefferson - 9	17,009
26	12/16	L.A. CLIPPERS	L 95-120	4-22	Love - 19	Love - 12	12,526	67	3/14	@ Sacramento	L 100-114	14-53	Jefferson - 22	Jefferson - 10	10,736
27	12/18	SACRAMENTO	W 112-96	5-22	Brewer/Love - 20	Love - 16	13,144	68	3/16	@ Phoenix	L 114-152	14-54	Brewer - 21	Jefferson - 8	18,197
28	12/20	@ Boston	L 104-122	5-23	Flynn - 21	Jefferson/Love - 11	18,624	69	3/17	@ Utah	L 100-122	14-55	Brewer/Jefferson-17	Jefferson - 8	19,851
29	12/22	ATLANTA	L 87-112	5-24	Jefferson - 17	Love - 19	11,271	70	3/19	@ L.A. Lakers	L 96-104	14-56	Flynn - 20	Milicic - 12	18,997
30	12/23	@ New Jersey	W 103-99	6-24	Jefferson - 27	Love - 16	10,204	71	3/22	TORONTO	L 100-106	14-57	Jefferson - 22	Gomes/Jefferson - 7	14,554
31	12/26	WASHINGTON	W 101-89	7-24	Brewer - 27	Wilkins - 13	16,838	72	3/24	@ Charlotte	L 95-108	14-58	Jefferson - 21	Love - 9	14,457
32	12/29	@ San Antonio	L 99-117	7-25	Jefferson - 20	Love - 12	18,581	73	3/26	@ Orlando	L 97-106	14-59	Jefferson - 18	Jefferson - 13	17,461
33	12/30	UTAH	L 103-107	7-26	Jefferson - 21	Love - 11	14,123	74	3/28	PHOENIX	L 105-111	14-60	Love - 23	Love - 22	16,668
34	1/1	ORLANDO	L 94-106	7-27	Flynn - 23	Jefferson/Love - 10	17,065	75	3/31	SACRAMENTO	W 108-99	15-60	Brewer/Jefferson-19	Jefferson - 12	15,582
35	1/2	@ Indiana	L 111-122	7-28	Jefferson - 23	Hollins - 9	12,685	76	4/3	MIAMI	L 84-97	15-61	Jefferson/Sessions-12	Love - 11	17,601
36	1/6	GOLDEN STATE	L 101-107	7-29	Jefferson - 26	Love - 15	12,046	77	4/4	@ Oklahoma City	L 108-116	15-62	Flynn/Gomes - 22	Love - 9	18,203
37	1/8	INDIANA	W 116-109	8-29	Jefferson - 25	Love - 13	13,111	78	4/7	GOLDEN STATE	L 107-116	15-63	Flynn/Gomes - 19	Love - 18	15,863
38	1/9	@ Chicago	L 96-110	8-30	Gomes - 15	Love - 10	20,255	79	4/9	L.A. LAKERS	L 88-97	15-64	Flynn - 19	Love - 18	20,200
39	1/11	@ Denver	L 94-105	8-31	Brewer - 25	Jefferson - 15	14,669	80	4/11	@ New Orleans	L 86-114	15-65	Gomes - 18	Love - 6	14,931
40	1/13	@ Houston	L 114-120 (3OT)	8-32	Jefferson - 26	Jefferson - 26	15,175	81	4/12	@ San Antonio	L 111-133	15-66	Pavlovic-16	Love - 9	18,581
41	1/15	@ Memphis	L 110-135	8-33	Brewer - 22	Love - 9	12,812	82	4/14	DETROIT	L 98-103	15-67	Brewer - 27	Jefferson - 11	15,790



2008-09

RECORD: 24-58



BACK ROW (L-R): Shelden Williams, Mark Madsen, Al Jefferson, Jason Collins, Kevin Love, Corey Brewer, Brian Cardinal

MIDDLE ROW (L-R): Strength and Condition Intern Joe Bueckers, Strength and Condition Coach Dave Vitel, Athletic Training Intern Kakeru Nakajima, Physical Therapist Andre Deloya, Sebastian Telfair, Kevin Ollie, Rodney Carney, Mike Miller, Ryan Gomes, Craig Smith, Randy Foye, Bobby Brown, Vice President Team Medical Services Dr. Sheldon Burns, Director of Security Bob Goedderz, Athletic Trainer Gregg Farnam, Video Coordinator Mike Lindahl

FRONT ROW (L-R): Director of Player Personnel Zarko Durisic, Assistant General Manager Rob Babcock, Assistant General Manager Fred Hoiberg, General Manager Jim Stack, Chief Executive Officer Rob Moor, Owner Glen Taylor, Head Coach Kevin McHale, Assistant Coach Jerry Sichting, Assistant Coach J.B. Bickerstaff, Assistant Coach Dean Cooper, Assistant Coach Ed Pinckney

PLAYER	G/GS	MIN	FIELD GOALS			3-POINT FG			FREE THROWS			REBOUNDS			AST	PF	STL	BLK	PTS	AVG
			FG	FGA	PCT	FG	FGA	PCT	FT	FTA	PCT	OFF	DEF	TOT						
Jefferson	50/50	1836	485	975	.497	0	4	.000	186	252	.738	172	376	548	79	141	39	83	1156	23.1
Foye	70/61	2494	399	981	.407	111	308	.360	230	272	.846	34	180	214	303	201	72	26	1139	16.3
Gomes	82/76	2614	420	974	.431	106	285	.372	146	181	.807	106	286	392	135	183	63	22	1092	13.3
Love	81/37	2048	316	688	.459	2	19	.105	265	336	.789	274	460	734	84	205	35	50	899	11.1
Smith	74/31	1460	289	514	.562	0	1	.000	168	248	.677	98	186	284	79	184	31	19	746	10.1
Miller	73/47	2356	264	548	.482	85	225	.378	109	149	.732	73	410	483	326	139	30	31	722	9.9
Telfair	75/43	2095	267	697	.383	73	211	.346	131	160	.819	32	95	127	343	184	73	12	738	9.8
McCants	34/2	636	105	292	.360	38	119	.319	60	81	.741	11	52	63	32	63	27	6	308	9.1
Carney	67/6	1199	176	423	.416	79	226	.350	50	66	.758	36	90	126	26	94	45	29	481	7.2
Brewer	15/8	307	37	90	.411	5	12	.417	14	19	.737	18	31	49	25	37	15	3	93	6.2
Brown (TOT)	68/2	931	141	360	.392	45	130	.346	34	43	.791	14	38	52	117	95	21	3	361	5.3
Brown (MIN)	21/1	256	47	113	.416	14	36	.389	8	9	.889	6	10	16	30	21	6	2	116	5.5
Williams (TOT)	45/0	513	70	157	.446	0	2	.000	46	63	.730	49	104	153	12	64	22	18	186	4.1
Williams (MIN)	15/0	207	30	68	.441	0	0	---	14	21	.667	24	51	75	4	28	10	8	74	4.9
Ollie	50/21	850	61	150	.407	0	1	.000	80	96	.833	13	62	75	117	79	19	4	202	4.0
Cardinal	64/4	909	65	169	.385	30	92	.326	30	35	.857	39	103	142	76	135	37	13	190	3.0
Collins	31/22	422	22	70	.314	0	0	---	13	28	.464	28	42	70	11	73	9	13	57	1.8
Madsen	19/1	116	3	14	.214	0	0	---	0	4	.000	10	8	18	4	18	1	1	6	0.3
Booth	1/0	1	0	0	---	0	0	---	0	0	---	1	0	1	0	0	0	0	0	0.0
TIMBERWOLVES	82	19805	2986	6766	.441	543	1539	.353	1504	1957	.769	975	2442	3417	1674	1785	512	322	8019	97.8
OPPONENTS	82	19805	3109	6561	.474	536	1420	.377	1668	2145	.778	813	2539	3352	1765	1642	610	484	8422	102.7



2008-09

DAY-BY-DAY

G#	DATE	OPPONENT	WOLVES/OPP	RECORD	HIGH POINTS	HIGH REBOUNDS	ATTEND.	G#	DATE	OPPONENT	WOLVES/OPP	RECORD	HIGH POINTS	HIGH REBOUNDS	ATTEND.
1	10/29	SACRAMENTO	W 98-96	1-0	Jefferson - 21	Jefferson - 10	17,820	42	1/25	CHICAGO	W 109-108 (OT)	15-27	Jefferson - 39	Love - 15	16,009
2	11/1	DALLAS	L 85-95	1-1	McCants - 18	Jefferson - 12	16,893	43	1/26	@ Milwaukee	W 90-83	16-27	Jefferson - 23	Jefferson/Miller - 10	12,914
3	11/2	@ Oklahoma City	L 85-88	1-2	Jefferson - 24	Jefferson - 13	18,163	44	1/28	DETROIT	L 89-98	16-28	Jefferson - 24	Love - 10	14,232
4	11/5	SAN ANTONIO	L 125-129 (2OT)	1-3	Jefferson - 30	Jefferson - 14	11,112	45	1/30	L.A. LAKERS	L 119-132	16-29	Jefferson - 34	Jefferson - 13	19,111
5	11/7	@ Sacramento	L 109-121	1-4	Love - 20	Jefferson - 9	10,592	46	2/1	@ Boston	L 101-109	16-30	Jefferson - 34	Jefferson - 11	18,624
6	11/8	@ Portland	L 93-97	1-5	Jefferson - 27	Love - 7	20,599	47	2/3	@ Indiana	W 116-111	17-30	Foye - 19	Jefferson - 15	11,015
7	11/11	@ Golden State	L 110-113 (OT)	1-6	Jefferson - 25	Jefferson - 12	17,422	48	2/4	ATLANTA	L 86-94	17-31	Jefferson - 18	Love - 14	13,745
8	11/15	PORTLAND	L 83-88	1-7	Jefferson - 26	Jefferson - 6	12,213	49	2/7	@ Houston	L 90-107	17-32	Jefferson - 36	Jefferson - 22	16,815
9	11/16	@ Denver	L 84-90	1-8	Jefferson - 20	Jefferson - 14	16,721	50	2/8	@ New Orleans	L 97-101	17-33	Jefferson - 25	Jefferson - 14	16,046
10	11/19	PHILADELPHIA	W 102-96	2-8	Jefferson - 25	Miller - 10	10,111	51	2/10	TORONTO	L 102-110	17-34	Foye - 33	Love - 12	12,722
11	11/21	BOSTON	L 78-95	2-9	Jefferson - 21	Smith - 7	19,107	52	2/17	@ Washington	L 103-111	17-35	Foye - 23	Love - 11	11,623
12	11/23	@ Detroit	W 106-80	3-9	Foye - 23	Smith - 9	22,076	53	2/18	@ Miami	W 111-104	18-35	Telfair - 30	Cardinal - 10	17,525
13	11/26	PHOENIX	L 102-110	3-10	Jefferson - 28	Jefferson - 17	11,708	54	2/20	INDIANA	L 105-112	18-36	Foye - 36	Love - 12	13,777
14	11/28	@ Oklahoma City	W 105-103	4-10	Smith - 23	Jefferson - 9	18,229	55	2/22	L.A. LAKERS	L 108-111	18-37	Gomes/Telfair - 20	Love - 10	19,177
15	11/29	DENVER	L 97-106	4-11	Foye - 25	Jefferson - 13	14,197	56	2/24	@ Toronto	L 110-118	18-38	Foye - 25	Miller - 12	17,457
16	12/1	@ Charlotte	L 90-100	4-12	Foye - 23	Miller - 10	9,285	57	2/25	UTAH	L 103-120	18-39	Gomes/Love - 24	Love - 15	13,108
17	12/3	@ Orlando	L 89-100	4-13	Jefferson - 19	Love - 12	15,705	58	2/27	PORTLAND	L 82-102	18-40	Miller/Smith - 16	Gomes - 9	17,017
18	12/5	@ New Jersey	L 84-113	4-14	Foye - 20	Jefferson - 12	15,364	59	3/1	HOUSTON	L 94-105	18-41	Foye - 24	Miller/Smith - 6	13,716
19	12/6	L.A. CLIPPERS	L 84-107	4-15	Jefferson - 28	Love - 15	10,863	60	3/3	GOLDEN STATE	L 94-118	18-42	Foye - 19	Love - 14	14,780
20	12/9	UTAH	L 96-99	4-16	Jefferson - 21	Love - 15	10,475	61	3/6	@ L.A. Lakers	L 90-110	18-43	Gomes - 20	Love - 14	18,997
21	12/10	@ Denver	L 105-116	4-17	Foye/Jefferson - 26	Love - 14	14,007	62	3/7	@ Portland	L 93-95	18-44	Gomes - 28	Collins/Love/Miller - 7	20,535
22	12/12	SAN ANTONIO	L 86-98	4-18	Jefferson - 29	Jefferson - 13	15,336	63	3/9	WASHINGTON	L 99-110	18-45	Gomes/Telfair - 18	Love - 11	13,119
23	12/14	@ L.A. Lakers	L 86-98	4-19	Jefferson - 20	Jefferson - 13	18,997	64	3/11	MEMPHIS	W 104-79	19-45	Gomes - 25	Love/Miller - 11	12,443
24	12/15	@ Sacramento	L 103-118	4-20	Jefferson - 22	Love - 15	10,593	65	3/13	NEW YORK	L 94-102	19-46	Gomes - 28	Miller - 11	14,311
25	12/17	CLEVELAND	L 70-93	4-21	Jefferson - 20	Jefferson - 11	14,899	66	3/14	CHARLOTTE	W 108-100	20-46	Love - 22	Love/Smith - 7	15,276
26	12/20	HOUSTON	L 102-109	4-22	Jefferson - 34	Jefferson - 13	12,115	67	3/17	@ San Antonio	L 86-93	20-47	Love/Telfair - 17	Love - 19	18,797
27	12/23	@ San Antonio	L 93-99	4-23	Jefferson - 28	Foye - 16	17,996	68	3/18	@ New Orleans	L 93-94	20-48	Love - 23	Love - 11	17,253
28	12/26	@ New York	W 120-107	5-23	McCants - 23	Jefferson - 15	19,763	69	3/20	@ Houston	L 88-107	20-49	Smith - 19	Love - 12	17,456
29	12/27	ORLANDO	L 94-118	5-24	McCants - 21	Love - 10	17,003	70	3/22	OKLAHOMA CITY	L 90-97	20-50	Smith - 19	Miller/Smith - 10	18,561
30	12/29	MEMPHIS	W 108-98 (OT)	6-24	Jefferson - 38	Jefferson - 16	12,207	71	3/23	@ Atlanta	L 97-109	20-51	Foye - 19	Miller - 9	13,425
31	12/30	@ Dallas	L 100-107	6-25	Jefferson - 21	Jefferson - 9	20,264	72	3/25	@ Philadelphia	L 88-96	20-52	Carney - 21	Gomes/Love - 9	16,965
32	1/2	GOLDEN STATE	W 115-108	7-25	Jefferson - 32	Gomes/Jefferson - 10	11,921	73	3/27	@ Cleveland	L 85-107	20-53	Foye/Love - 18	Love - 6	20,562
33	1/3	@ Chicago	W 102-92	8-25	Foye - 21	Jefferson - 14	20,516	74	3/29	NEW JERSEY	W 108-99	21-53	Miller - 22	Love - 11	16,539
34	1/6	@ Memphis	W 94-87	9-25	Foye - 23	Jefferson - 12	10,156	75	3/31	DALLAS	L 88-108	21-54	Love - 23	Love - 12	12,111
35	1/7	OKLAHOMA CITY	W 129-87	10-25	Foye - 32	Love - 15	10,272	76	4/3	@ Utah	W 103-102	22-54	Carney/Gomes - 25	Miller - 9	19,911
36	1/10	MILWAUKEE	W 106-104	11-25	Carney - 22	Love - 12	15,007	77	4/5	DENVER	L 87-110	22-55	Telfair - 18	Williams-12	16,839
37	1/13	MIAMI	L 96-99	11-26	Foye - 29	Jefferson - 10	10,856	78	4/7	@ L.A. Clippers	W 87-77	23-55	Gomes - 24	Love - 15	16,757
38	1/16	@ Phoenix	W 105-103	12-26	Jefferson - 22	Love - 14	18,422	79	4/8	@ Golden State	W 105-97	24-55	Telfair - 21	Love - 12	18,808
39	1/19	@ L.A. Clippers	W 94-86	13-26	Jefferson/Smith - 20	Jefferson - 17	14,399	80	4/11	PHOENIX	L 97-110	24-56	Telfair - 21	Miller - 9	18,478
40	1/20	@ Utah	L 107-112	13-27	Jefferson - 25	Love - 9	19,911	81	4/13	@ Dallas	L 94-96	24-57	Smith - 24	Love - 11	19,900
41	1/23	NEW ORLEANS	W 116-108	14-27	Foye/Jefferson - 24	Jefferson - 14	18,224	82	4/15	SACRAMENTO	L 90-97	24-58	Smith - 18	Love - 10	17,333



2007-08

RECORD: 22-60



BACK ROW (L-R): Craig Smith, Chris Richard, Al Jefferson, Michael Doleac, Antoine Walker, Mark Madsen, Corey Brewer

MIDDLE ROW (L-R): Physical Therapist Andre Deloya, Assistant Athletic Trainer Anthony Aldridge, Strength and Conditioning Coach Dave Vitel, Athletic Trainer Gregg Farnam, Sebastian Telfair, Randy Foye, Ryan Gomes, Marko Jaric, Kirk Snyder, Rashad McCants, Greg Buckner, Orthopaedic Surgeon Dr. David Fischer, Video Coordinator Mike Lindahl

FRONT ROW (L-R): Director of Player Personnel Zarko Durisic, Assistant Coach Ed Pinckney, Assistant General Manager Rob Babcock, Assistant General Manager Fred Hoiberg, General Manager Jim Stack, Chief Executive Officer Rob Moor, Owner Glen Taylor, Vice President of Basketball Operations Kevin McHale, President Chris Wright, Head Coach Randy Wittman, Assistant Coach Jerry Sichting, Assistant Coach Bob Ociepka, Assistant Coach J.B. Bickerstaff

PLAYER	G/GS	MIN	FIELD GOALS			3-POINT FG			FREE THROWS			REBOUNDS			AST	PF	STL	BLK	PTS	AVG
			FG	FGA	PCT	FG	FGA	PCT	FT	FTA	PCT	OFF	DEF	TOT						
Jefferson	82/82	2919	721	1441	.500	0	5	.000	284	394	.721	308	603	911	117	222	74	119	1726	21.0
McCants	75/24	2020	428	944	.453	142	349	.407	116	155	.748	50	156	206	162	234	66	18	1114	14.9
Foye	39/31	1259	198	462	.429	61	148	.412	53	65	.815	13	115	128	164	102	36	3	510	13.1
Gomes	82/74	2434	392	857	.457	59	179	.330	190	229	.830	133	342	475	145	154	65	10	1033	12.6
Smith	77/11	1547	297	528	.563	0	9	.000	133	200	.665	123	230	353	60	217	36	17	727	9.4
Telfair	60/51	1933	223	556	.401	32	114	.281	78	105	.743	16	119	135	355	171	59	11	556	9.3
Jaric	75/56	2189	227	528	.430	46	127	.362	121	163	.742	38	184	222	311	180	97	32	621	8.3
Walker	46/1	892	136	375	.363	61	188	.324	35	66	.530	56	112	168	45	80	33	8	368	8.0
Snyder (TOT)	36/18	761	96	189	.508	5	23	.217	64	88	.727	30	96	126	64	55	20	15	261	7.3
Snyder (MIN)	27/18	680	83	161	.516	3	14	.214	58	77	.753	25	89	114	56	49	19	14	227	8.4
Ratliff	10/6	214	23	45	.511	0	1	.000	17	25	.680	13	26	39	7	30	3	19	63	6.3
Brewer	79/35	1803	182	486	.374	7	36	.194	88	110	.800	82	210	292	111	188	76	25	459	5.8
Green	29/0	358	49	148	.331	15	39	.385	34	41	.829	11	51	62	29	43	8	4	147	5.1
Buckner	31/4	520	45	117	.385	15	50	.300	19	22	.864	10	55	65	39	63	21	2	124	4.0
Doleac	24/8	257	28	63	.444	0	0	---	1	2	.500	16	33	49	7	44	10	10	57	2.4
Richard	52/3	556	41	87	.471	0	0	---	16	27	.593	52	83	135	18	83	10	12	98	1.9
Madsen	20/6	151	3	19	.158	0	0	---	3	12	.250	18	20	38	4	25	3	2	9	0.5
TIMBERWOLVES	82	19730	3076	6817	.451	441	1259	.350	1246	1693	.736	964	2428	3392	1630	1885	616	306	7839	95.6
OPPONENTS	82	19730	3056	6481	.472	541	1516	.357	1742	2266	.769	871	2545	3416	1899	1434	610	468	8395	102.4



2007-08

DAY-BY-DAY

G#	DATE	OPPONENT	WOLVES/OPP	RECORD	HIGH POINTS	HIGH REBOUNDS	ATTEND.	G#	DATE	OPPONENT	WOLVES/OPP	RECORD	HIGH POINTS	HIGH REBOUNDS	ATTEND.
1	11/2	DENVER	L 91-99	0-1	McCants - 23	Jefferson - 13	19,443	43	1/27	NEW JERSEY	W 98-95	8-35	Jefferson - 40	Jefferson - 19	11,937
2	11/4	@ New York	L 93-97	0-2	Gomes - 19	Jefferson - 12	19,763	44	1/29	@ Chicago	L 85-96	8-36	Jefferson - 20	Jefferson - 12	21,725
3	11/6	ORLANDO	L 103-111	0-3	Jefferson - 25	Jefferson - 10	12,003	45	1/30	CHICAGO	W 83-67	9-36	Jefferson - 26	Jefferson - 20	10,910
4	11/9	@ L.A. Lakers	L 93-107	0-4	Jefferson - 24	Jefferson - 15	18,997	46	2/1	L.A. CLIPPERS	W 104-83	10-36	Jefferson - 25	Jefferson - 11	12,739
5	11/10	@ Sacramento	L 93-100	0-5	Jefferson - 17	Jefferson - 12	13,170	47	2/4	HOUSTON	L 86-92	10-37	Jefferson - 33	Jefferson - 16	10,019
6	11/14	SACRAMENTO	W 108-103	1-5	McCants - 33	Jaric - 8	11,656	48	2/8	BOSTON	L 86-88	10-38	Jefferson - 18	Jefferson - 9	19,511
7	11/16	WASHINGTON	L 89-105	1-6	McCants - 19	Jefferson - 10	11,783	49	2/10	TORONTO	L 82-105	10-39	Jefferson - 18	Jefferson - 9	13,785
8	11/17	NEW ORLEANS	L 82-100	1-7	Jefferson - 20	Jefferson - 10	15,324	50	2/12	@ New Jersey	L 88-92	10-40	Telfair - 24	Jefferson - 11	14,975
9	11/21	CLEVELAND	L 86-97	1-8	Jefferson - 30	Jefferson - 8	15,224	51	2/13	L.A. LAKERS	L 92-117	10-41	Jefferson - 19	Jefferson - 9	13,874
10	11/23	@ Denver	L 93-99	1-9	Walker - 24	Jefferson - 14	17,097	52	2/19	PHILADELPHIA	W 104-88	11-41	McCants - 20	Jefferson - 14	12,981
11	11/24	ATLANTA	L 87-94	1-10	Jefferson - 23	Jefferson - 16	14,101	53	2/21	SAN ANTONIO	L 99-100	11-42	Jefferson - 28	Smith - 6	13,920
12	11/26	@ New Orleans	W 103-94	2-10	Jaric - 21	Buckner - 9	8,393	54	2/24	DALLAS	L 83-99	11-43	Jefferson - 22	Jefferson - 8	19,429
13	11/28	@ Dallas	L 103-109	2-11	Jefferson - 31	Jefferson - 14	20,054	55	2/26	UTAH	W 111-100	12-43	Jefferson/	Gomes - 11	15,009
14	11/30	SAN ANTONIO	L 91-106	2-12	Jefferson - 23	Jefferson - 11	16,297						McCants - 22		
15	12/1	@ Memphis	L 80-109	2-13	McCants - 18	Walker - 9	12,896	56	2/27	@ Toronto	L 85-107	12-44	Jefferson - 23	Ratliff - 6	18,325
16	12/4	L.A. LAKERS	L 95-116	2-14	Telfair - 16	Jefferson - 12	17,513	57	2/29	@ Cleveland	L 84-92	12-45	Jefferson - 22	Jefferson - 10	20,562
17	12/6	@ Atlanta	L 89-90	2-15	Smith - 20	Brewer - 18	12,232	58	3/2	SEATTLE	L 108-111 (OT)	12-46	Jefferson - 30	Jefferson - 12	11,508
18	12/8	PHOENIX	W 100-93	3-15	Jefferson - 32	Jefferson - 20	19,356	59	3/4	CHARLOTTE	L 89-109	12-47	Jefferson - 18	Jefferson - 11	10,019
19	12/11	@ Washington	L 88-102	3-16	Smith - 36	Brewer - 9	12,177	60	3/5	@ Utah	L 76-105	12-48	Foye - 18	Jefferson - 10	19,911
20	12/12	@ Philadelphia	L 94-98	3-17	Jefferson - 22	Jefferson - 11	10,971	61	3/7	@ Sacramento	W 111-103	13-48	McCants - 22	Jefferson - 13	13,990
21	12/14	SEATTLE	L 88-99	3-18	Jefferson - 22	Jefferson - 16	16,523	62	3/8	@ L.A. Clippers	W 99-96	14-48	Jefferson - 30	Jefferson - 12	17,807
22	12/15	@ Milwaukee	L 92-95	3-19	Smith - 30	Jefferson - 15	15,512	63	3/11	PORTLAND	L 96-103	14-49	Jefferson - 20	Jefferson - 10	13,433
23	12/17	@ Miami	L 87-91	3-20	Jefferson - 22	Jefferson - 20	19,600	64	3/14	@ Seattle	W 121-116	15-49	Gomes - 23	Gomes - 15	14,035
24	12/19	GOLDEN STATE	L 98-111	3-21	Jefferson - 24	Jefferson - 14	13,001	65	3/15	@ Portland	L 96-107	15-50	Jaric - 19	Jefferson - 11	20,079
25	12/21	INDIANA	W 131-118	4-21	Jefferson - 29	Jefferson - 13	15,379	66	3/17	L.A. CLIPPERS	W 99-90	16-50	Jefferson - 22	Jefferson - 14	10,034
26	12/22	@ New Orleans	L 76-110	4-22	Gomes - 20	Jefferson - 13	11,257	67	3/19	MEMPHIS	W 98-94	17-50	Jefferson - 29	Jefferson - 13	12,666
27	12/26	@ Golden State	L 101-105	4-23	Jefferson - 20	Jefferson - 19	19,596	68	3/21	@ Indiana	L 113-124	17-51	McCants - 22	Jefferson - 9	11,805
28	12/28	@ Portland	L 98-109	4-24	Jefferson - 22	Gomes/Jefferson - 7	20,491	69	3/22	NEW YORK	W 114-93	18-51	Gomes - 26	Jefferson - 9	14,789
29	12/29	@ Seattle	L 90-109	4-25	Jefferson - 17	Jefferson/Richard - 8	14,038	70	3/26	@ Houston	L 86-97	18-52	Jefferson - 21	Jefferson - 10	18,269
30	12/31	@ L.A. Clippers	L 82-91	4-26	Jefferson - 23	Gomes/Jefferson - 15	14,404	71	3/28	@ San Antonio	L 84-99	18-53	Gomes - 17	Gomes - 10	18,797
31	1/2	PORTLAND	L 79-90	4-27	Jefferson - 29	Jefferson - 16	13,339	72	3/30	UTAH	W 110-103	19-53	Jefferson - 22	Jefferson - 8	19,356
32	1/4	DENVER	L 107-118	4-28	McCants - 34	Jefferson - 15	13,536	73	4/1	DETROIT	L 90-94	19-54	Jefferson - 26	Gomes/Jefferson - 7	15,119
33	1/6	DALLAS	L 78-101	4-29	McCants - 21	Jefferson - 11	17,644	74	4/2	@ Utah	L 100-117	19-55	Jaric - 18	Jaric/Smith - 5	19,911
34	1/8	MIAMI	W 101-91	5-29	McCants - 27	Jefferson - 10	13,111	75	4/4	@ Phoenix	L 88-117	19-56	Jefferson - 24	Jefferson - 12	18,422
35	1/11	@ Houston	L 82-113	5-30	Gomes - 20	Gomes/Jefferson - 6	16,223	76	4/6	MEMPHIS	L 101-113	19-57	Gomes - 19	Gomes/Jefferson/	16,764
36	1/12	@ San Antonio	L 88-105	5-31	Jefferson - 24	Gomes - 9	18,797						Smith - 8		
37	1/15	GOLDEN STATE	L 98-105	5-32	Walker - 26	Jefferson - 14	10,777	77	4/8	@ Charlotte	L 119-121	19-58	Jefferson - 40	Jefferson - 10	15,728
38	1/18	@ Phoenix	L 95-115	5-33	Jefferson - 27	Jefferson - 14	18,422	78	4/9	NEW ORLEANS	L 90-122	19-59	McCants - 23	Jefferson - 8	17,165
39	1/19	@ Denver	L 108-111	5-34	McCants - 23	Jefferson - 16	18,196	79	4/11	@ Orlando	W 102-101	20-59	Foye - 25	Jefferson - 11	17,519
40	1/21	@ Golden State	W 109-108	6-34	Gomes - 35	Jefferson - 12	19,144	80	4/12	@ Memphis	W 114-105	21-59	McCants - 23	Gomes - 12	10,281
41	1/23	PHOENIX	W 117-107	7-34	Jefferson - 39	Jefferson - 15	15,101	81	4/15	@ Detroit	L 103-115	21-60	Jefferson - 30	Gomes/Jefferson - 9	22,076
42	1/25	@ Boston	L 86-87	7-35	Telfair - 18	Smith - 10	18,624	82	4/16	MILWAUKEE	W 110-101 (OT)	22-60	Foye - 32	Jefferson - 11	17,459



2006-07

RECORD: 32-50



BACK ROW (L-R): Ricky Davis, Justin Reed, Kevin Garnett, Mark Blount, Mark Madsen, Craig Smith, Trenton Hassell, Director of International Scouting Zarko Durisic

MIDDLE ROW (L-R): Strength and Conditioning Coach Dave Vitel, Assistant Athletic Trainer Anthony Aldridge, Athletic Trainer Gregg Farnam, Physical Therapist Andre Deloya, Athletic Training Intern Mike Joseph, Marko Jaric, Troy Hudson, Mike James, Rashad McCants, Randy Foye, Bracey Wright, Assistant Coach Brent Haskins, Video Coordinator Mike Lindahl, Orthopaedic Surgeon Dr. David Fischer, Vice President Team Medical Services Dr. Sheldon Burns

FRONT ROW (L-R): Assistant Coach Vince Taylor, Assistant General Manager Rob Babcock, Assistant General Manager Fred Hoiberg, General Manager Jim Stack, Chief Executive Officer Rob Moor, Owner Glen Taylor, Vice President of Basketball Operations Kevin McHale, Head Coach Randy Wittman, Assistant Coach Bob Ociepka, Assistant Coach Rex Kalamian, Assistant Coach Bob Thornton, Assistant Coach Aleksandar Dzikić

PLAYER	G/GS	MIN	FIELD GOALS			3-POINT FG			FREE THROWS			REBOUNDS			AST	PF	STL	BLK	PTS	AVG
			FG	FGA	PCT	FG	FGA	PCT	FT	FTA	PCT	OFF	DEF	TOT						
Garnett	76/76	2995	638	1341	.476	12	56	.214	416	498	.835	183	792	975	313	184	89	126	1704	22.4
Davis	81/81	3021	506	1089	.465	123	310	.397	239	285	.839	54	261	315	385	189	80	23	1374	17.0
Blount	82/81	2544	427	839	.509	9	31	.290	147	195	.754	136	369	505	67	239	43	58	1010	12.3
Foye	82/12	1879	300	691	.434	68	185	.368	164	192	.854	49	169	218	232	184	53	21	832	10.1
James	82/65	2069	297	703	.422	80	215	.372	154	184	.837	25	138	163	297	171	55	7	828	10.1
Smith	82/5	1537	246	463	.531	0	6	.000	116	186	.624	149	267	416	49	223	51	18	608	7.4
Hassell	76/68	2223	217	443	.490	6	25	.240	72	92	.783	83	160	243	203	144	22	26	512	6.7
Hudson	34/6	554	74	195	.379	28	80	.350	26	32	.813	8	40	48	73	23	14	2	202	5.9
Jaric	70/13	1555	136	325	.418	32	85	.376	67	88	.761	54	130	184	145	172	75	16	371	5.3
McCants	37/0	554	62	177	.350	20	75	.267	40	58	.690	14	33	47	38	71	26	7	184	5.0
Wright	19/0	190	24	60	.400	6	20	.300	13	18	.722	7	14	21	15	6	9	1	67	3.5
Reed	41/3	318	40	107	.374	0	0	---	26	30	.867	15	31	46	17	44	5	3	106	2.6
Griffin	13/0	92	7	27	.259	0	1	.000	4	5	.800	7	18	25	4	8	0	7	18	1.4
Madsen	56/0	473	23	43	.535	0	0	---	15	29	.517	35	52	87	10	100	10	10	61	1.1
TIMBERWOLVES	82	20005	2997	6503	.461	384	1089	.353	1499	1892	.792	819	2474	3293	1848	1758	532	325	7877	96.4
OPPONENTS	82	20005	3075	6689	.460	518	1488	.348	1510	1987	.760	957	2438	3395	1782	1679	583	360	8178	99.7



2006-07

DAY-BY-DAY

G#	DATE	OPPONENT	WOLVES/OPP	RECORD	HIGH POINTS	HIGH REBOUNDS	ATTEND.
1	11/1	SACRAMENTO	W 92-83	1-0	Garnett - 24	Garnett - 12	19,356
2	11/3	@ Denver	W 112-109	2-0	Garnett - 27	Garnett - 15	19,234
3	11/4	@ Portland	L 86-88	2-1	Garnett - 20	Garnett - 10	20,113
4	11/6	@ Sacramento	L 81-93	2-2	James - 23	Blount/Garnett- 10	17,317
5	11/7	@ L.A. Lakers	L 88-95	2-3	Garnett - 26	Garnett - 9	18,997
6	11/11	ORLANDO	L 98-109	2-4	Garnett - 28	Garnett - 11	18,229
7	11/14	PORTLAND	W 101-89	3-4	Davis - 27	Garnett - 13	15,761
8	11/17	@ Cleveland	L 76-92	3-5	Garnett - 14	Garnett - 11	20,562
9	11/18	NO/OKLA. CITY	L 96-99	3-6	Garnett - 22	Garnett - 17	16,151
10	11/22	NEW YORK	W 107-89	4-6	Davis - 21	Garnett - 9	15,991
11	11/24	@ NO/Okla. City	W 86-79	5-6	Davis - 23	Garnett - 16	18,258
12	11/25	L.A. CLIPPERS	W 104-96	6-6	Garnett - 25	Garnett - 10	15,379
13	11/27	@ Dallas	L 87-93	6-7	Garnett - 19	Garnett - 12	19,939
14	11/28	@ Houston	L 75-82	6-8	Garnett - 25	Garnett - 11	12,709
15	12/1	DENVER	L 92-106	6-9	Davis/Garnett - 21	Garnett - 11	14,768
16	12/3	@ Philadelphia	W 95-84	7-9	Davis - 22	Garnett - 14	13,039
17	12/6	HOUSTON	W 90-84	8-9	Garnett - 24	Garnett - 12	15,017
18	12/8	UTAH	W 110-103	9-9	Garnett - 31	Garnett - 14	14,227
19	12/9	@ Chicago	W 91-81	10-9	Garnett - 18	Garnett - 11	22,011
20	12/13	@ San Antonio	L 82-95	10-10	Blount/Garnett - 19	Garnett - 12	18,362
21	12/16	@ Milwaukee	L 104-108	10-11	Garnett - 26	Blount - 10	17,970
22	12/20	L.A. LAKERS	L 94-111	10-12	Davis/Garnett - 22	Garnett - 11	16,788
23	12/22	MILWAUKEE	L 107-113	10-13	James - 28	Garnett - 14	13,334
24	12/23	@ Indiana	W 78-71	11-13	Garnett - 29	Garnett - 19	15,810
25	12/26	CHICAGO	W 100-98	12-13	Garnett - 26	Garnett - 14	16,294
26	12/27	@ Toronto	L 97-100	12-14	Garnett - 24	Garnett - 9	19,800
27	12/29	SEATTLE	W 101-82	13-14	Davis - 24	Garnett - 13	19,356
28	12/30	@ New Jersey	L 92-100	13-15	Davis/Foye - 18	Garnett - 11	18,956
29	1/1	@ Charlotte	W 102-96	14-15	Garnett - 32	Garnett - 14	14,827
30	1/3	SAN ANTONIO	W 103-101 (OT)	15-15	Blount - 28	Garnett - 17	14,185
31	1/5	PHILADELPHIA	W 104-102 (OT)	16-15	Garnett - 25	Garnett - 14	14,577
32	1/7	HOUSTON	W 103-99 (OT)	17-15	Garnett - 26	Garnett - 13	17,059
33	1/10	L.A. CLIPPERS	L 91-92	17-16	Davis - 24	Garnett - 17	14,223
34	1/12	@ Memphis	W 116-110	18-16	Garnett - 28	Garnett - 11	16,119
35	1/13	NEW JERSEY	W 109-98	19-16	Garnett - 32	Garnett - 14	16,220
36	1/15	@ Detroit	W 94-90 (OT)	20-16	Davis - 21	Garnett - 14	22,076
37	1/17	ATLANTA	L 88-105	20-17	Blount - 16	Garnett - 13	11,866
38	1/19	DETROIT	L 98-104 (2OT)	20-18	Blount - 22	Garnett - 19	20,119
39	1/21	@ Phoenix	L 102-131	20-19	Foye - 25	Hassell - 7	18,422
40	1/22	@ Utah	L 91-106	20-20	Davis - 32	Garnett - 11	19,911
41	1/24	@ Portland	L 98-101 (OT)	20-21	Garnett - 31	Garnett - 8	13,266

G#	DATE	OPPONENT	WOLVES/OPP	RECORD	HIGH POINTS	HIGH REBOUNDS	ATTEND.
42	1/26	@ Seattle	L 100-102	20-22	Smith - 26	Garnett - 10	16,610
43	1/27	@ L.A. Clippers	W 101-87	21-22	Garnett - 32	Garnett - 9	19,060
44	1/29	PHOENIX	W 121-112	22-22	Garnett - 44	Garnett - 11	16,221
45	1/31	SACRAMENTO	L 98-100	22-23	Davis - 24	Garnett - 10	14,607
46	2/2	@ NO/Okla. City	L 83-90	22-24	Blount - 21	Garnett - 13	18,032
47	2/3	@ Dallas	L 93-94	22-25	Garnett - 25	Garnett - 12	20,467
48	2/5	@ Houston	L 77-105	22-26	Garnett - 18	Garnett - 12	10,761
49	2/7	GOLDEN STATE	W 121-93	23-26	Davis - 26	Garnett - 15	13,212
50	2/9	@ Memphis	L 97-105 (OT)	23-27	Blount - 25	Garnett - 17	25,963
51	2/11	BOSTON	W 109-107	24-27	Davis - 28	Garnett - 11	19,538
52	2/14	DENVER	W 99-94	25-27	Blount - 24	Garnett - 17	15,797
53	2/20	@ Washington	L 100-112	25-28	Garnett - 26	Garnett - 13	16,799
54	2/21	CHARLOTTE	L 95-100	25-29	Garnett - 22	Garnett - 11	16,576
55	2/23	PHOENIX	L 104-116	25-30	Garnett - 28	Garnett - 19	20,196
56	2/25	WASHINGTON	W 98-94	26-30	Davis - 27	Garnett - 17	15,347
57	2/27	DALLAS	L 65-91	26-31	Davis/Garnett - 15	Garnett - 13	13,326
58	3/2	UTAH	L 83-109	26-32	Garnett - 22	Blount/Hassell - 5	14,759
59	3/4	@ Boston	L 117-124 (2OT)	26-33	Davis - 35	Garnett - 13	18,271
60	3/6	L.A. LAKERS	W 117-107 (2OT)	27-33	Davis - 33	Garnett - 17	15,197
61	3/9	@ Miami	L 91-105	27-34	Garnett - 23	Garnett - 11	19,600
62	3/10	@ Atlanta	L 93-99	27-35	Garnett - 32	Garnett/Smith - 10	16,927
63	3/13	INDIANA	W 86-81	28-35	Garnett - 30	Garnett - 9	15,232
64	3/16	@ Golden State	L 86-106	28-36	Foye - 20	Garnett - 13	18,527
65	3/18	@ L.A. Lakers	L 102-109	28-37	Davis - 33	Garnett - 15	18,997
66	3/20	@ Phoenix	L 90-108	28-38	Garnett - 30	Garnett - 16	18,422
67	3/21	@ Sacramento	W 95-89	29-38	Foye - 24	Garnett - 18	17,317
68	3/23	@ Seattle	L 82-85	29-39	Smith - 19	Garnett - 22	16,794
69	3/25	PORTLAND	W 94-93	30-39	Garnett - 22	Garnett - 9	16,273
70	3/27	SEATTLE	L 106-114	30-40	Davis - 21	Garnett - 12	15,120
71	3/28	@ Utah	L 102-108	30-41	Garnett - 25	Garnett - 8	19,911
72	3/30	MIAMI	L 77-92	30-42	Garnett - 22	Garnett - 20	20,056
73	4/1	@ Orlando	W 105-104 (OT)	31-42	Davis - 36	Garnett - 14	17,451
74	4/3	CLEVELAND	L 88-101	31-43	Garnett - 22	Garnett - 12	16,118
75	4/6	@ New York	W 99-94	32-43	Foye - 19	Garnett - 15	19,763
76	4/7	NO/OKLA. CITY	L 94-96	32-44	McCants - 17	Garnett - 12	15,907
77	4/9	TORONTO	L 100-111	32-45	Davis - 28	Garnett - 10	15,561
78	4/11	DALLAS	L 88-105	32-46	Reed - 17	Blount - 10	13,671
79	4/13	SAN ANTONIO	L 91-110	32-47	James - 23	Smith - 9	19,356
80	4/15	@ Golden State	L 108-121	32-48	Davis - 42	Smith - 13	18,223
81	4/16	@ Denver	L 107-122	32-49	Foye/Reed - 19	Foye/Smith - 9	18,080
82	4/18	MEMPHIS	L 94-116	32-50	Foye - 26	Smith - 13	14,977



2005-06

RECORD: 33-49



BACK ROW (L-R): Ricky Davis, Justin Reed, Kevin Garnett, Mark Blount, Eddie Griffin, Mark Madsen, Ronald Dupree

MIDDLE ROW (L-R): Athletic Training Intern Dave Kragness, Athletic Trainer Gregg Farnam, Physical Therapist Andre Deloya, Strength and Conditioning Coach Thomas McKinney, Marko Jaric, Troy Hudson, Trenton Hassell, Rashad McCants, Anthony Carter, Marcus Banks, Assistant Coach Brent Haskins, Basketball Consultant Fred Hoiberg, Orthopaedic Surgeon Dr. David Fischer, Medical Director Dr. Sheldon Burns

FRONT ROW (L-R): Assistant Coach Aleksandar Dzicic, Assistant Coach Vince Taylor, Assistant Coach Bob Thornton, General Manager Jim Stack, Chief Executive Officer Rob Moor, Owner Glen Taylor, Vice President of Basketball Operations Kevin McHale, President Chris Wright, Head Coach Dwane Casey, Assistant Coach Johnny Davis, Assistant Coach Rex Kalamian

	FIELD GOALS					3-POINT FG			FREE THROWS			REBOUNDS										
PLAYER	G/GS	MIN	FG	FGA	PCT	FG	FGA	PCT	FT	FTA	PCT	OFF	DEF	TOT	AST	PF	STL	BLK	PTS	AVG		
Garnett	76/76	2957	626	1191	.526	8	30	.267	396	489	.810	214	752	966	308	206	104	107	1656	21.8		
Szczerbiak	40/40	1555	292	590	.495	58	143	.406	163	182	.896	36	154	190	112	90	21	15	805	20.1		
Davis (TOT)	78/78	3207	584	1304	.448	73	242	.302	275	345	.797	65	286	351	394	190	91	17	1516	19.4		
Davis (MIN)	36/36	1460	255	595	.429	33	117	.282	146	181	.807	25	139	164	173	99	42	8	689	19.1		
Blount (TOT)	81/55	2240	373	734	.508	0	0	---	168	222	.757	96	269	365	99	254	40	76	914	11.3		
Blount (MIN)	42/30	1157	179	354	.506	0	0	---	71	95	.747	60	143	203	33	147	25	40	429	10.2		
Banks (TOT)	58/29	1496	219	468	.468	22	63	.349	118	147	.803	23	112	135	220	162	54	11	578	10.0		
Banks (MIN)	40/28	1228	186	388	.479	16	44	.364	91	117	.778	19	97	116	188	124	47	11	479	12.0		
Hudson	36/0	800	127	333	.381	40	101	.396	48	52	.923	8	36	44	106	55	12	4	342	9.5		
Hassell	77/67	2514	286	616	.464	7	23	.304	131	176	.744	82	134	216	203	201	43	29	710	9.2		
Wright	7/0	135	21	51	.412	6	17	.353	14	16	.875	3	15	18	5	8	1	0	62	8.9		
McCants	79/12	1362	241	535	.450	67	180	.372	78	106	.736	29	114	143	63	176	44	22	627	7.9		
Jaric	75/49	2102	226	566	.399	40	133	.301	95	138	.688	60	173	233	293	189	108	21	587	7.8		
Olowokandi	32/24	752	87	195	.446	0	0	---	19	39	.487	45	134	179	17	100	19	27	193	6.0		
Griffin	70/27	1359	130	370	.351	16	82	.195	44	74	.595	107	282	389	40	125	13	148	320	4.6		
Reed (TOT)	72/6	997	119	295	.403	0	1	.000	87	120	.725	53	71	124	41	163	23	15	325	4.5		
Reed (MIN)	40/6	706	94	221	.425	0	1	.000	62	80	.775	40	55	95	34	118	18	11	250	6.3		
Carter	45/8	589	53	137	.387	4	15	.267	40	55	.727	9	53	62	101	71	24	9	150	3.3		
Frahm	25/0	225	24	65	.369	15	48	.313	3	5	.600	3	20	23	15	22	3	2	66	2.6		
Dupree	36/0	265	33	63	.524	0	1	.000	14	41	.341	21	28	49	14	44	12	0	80	2.2		
Madsen	62/7	676	27	66	.409	0	7	.000	20	47	.426	50	91	141	11	114	23	17	74	1.2		
Tskitishvili	5/0	13	1	4	.250	0	0	---	1	2	.500	0	2	2	0	0	0	0	3	0.6		
TIMBERWOLVES	82	19855	2888	6340	.456	310	942	.329	1436	1895	.758	811	2422	3233	1716	1889	559	471	7522	91.7		
OPPONENTS	82	19855	2852	6474	.441	447	1229	.364	1525	2072	.736	974	2411	3385	1554	1736	539	374	7676	93.6		



2005-06

DAY-BY-DAY

G#	DATE	OPPONENT	WOLVES/OPP	RECORD	HIGH POINTS	HIGH REBOUNDS	ATTEND.
1	11/2	PORTLAND	W 90-86	1-0	Garnett/Frahm - 18	Olowokandi - 8	16,799
2	11/4	@ Seattle	L 102-107 (OT)	1-1	Garnett - 23	Olowokandi - 10	17,072
3	11/5	@ L.A. Clippers	L 99-100 (OT)	1-2	Garnett - 25	Garnett - 15	16,212
4	11/7	L.A. CLIPPERS	W 93-78	2-2	Garnett - 22	Garnett - 11	11,791
5	11/9	L.A. LAKERS	W 88-74	3-2	Garnett - 17	Garnett - 15	15,192
6	11/13	@ Denver	L 91-102	3-3	Szczerbiak - 20	Garnett - 9	16,545
7	11/15	HOUSTON	L 89-94	3-4	Garnett - 25	Olowokandi - 6	14,091
8	11/17	WASHINGTON	W 109-98	4-4	Garnett - 25	Garnett - 13	13,683
9	11/19	CHARLOTTE	W 102-89	5-4	Garnett - 19	Garnett - 11	15,892
10	11/23	@ NO/Okla. City	L 80-84	5-5	Garnett - 24	Garnett - 11	19,163
11	11/25	MILWAUKEE	W 99-91	6-5	Szczerbiak - 30	Garnett - 12	17,422
12	11/26	@ Cleveland	W 89-85	7-5	Garnett - 26	Griffin - 12	20,562
13	11/29	L.A. CLIPPERS	L 84-93	7-6	Garnett - 29	Griffin - 14	13,101
14	12/2	@ L.A. Lakers	W 113-108	8-6	Szczerbiak - 34	Garnett - 8	18,997
15	12/4	@ Sacramento	W 85-77	9-6	Szczerbiak - 18	Garnett - 10	17,317
16	12/5	@ Utah	W 91-77	10-6	Szczerbiak - 26	Griffin - 11	18,218
17	12/7	@ Portland	W 84-74	11-6	Jaric/Szczerbiak - 19	Garnett - 14	12,401
18	12/10	L.A. LAKERS	W 95-82	12-6	Garnett - 30	Griffin - 12	18,739
19	12/12	@ Philadelphia	L 89-90 (OT)	12-7	Szczerbiak - 23	Olowokandi - 10	13,310
20	12/13	SACRAMENTO	L 91-93	12-8	Szczerbiak - 25	Madsen - 10	13,989
21	12/15	SAN ANTONIO	L 88-90	12-9	Garnett - 24	Garnett - 21	17,003
22	12/18	@ Dallas	L 95-102	12-10	Szczerbiak - 28	Garnett - 16	20,134
23	12/21	NO/OKLA. CITY	W 88-69	13-10	Szczerbiak - 21	Olowokandi - 10	14,454
24	12/23	PORTLAND	L 83-91	13-11	Szczerbiak - 26	Garnett - 8	14,875
25	12/26	PHOENIX	L 89-103	13-12	Szczerbiak - 27	Garnett - 19	17,197
26	12/28	SEATTLE	W 108-95	14-12	Szczerbiak - 30	Griffin - 12	17,819
27	12/30	@ Orlando	L 87-107	14-13	Garnett - 29	Garnett - 11	15,683
28	1/1	@ Miami	L 70-97	14-14	Szczerbiak - 19	Garnett - 11	20,274
29	1/4	DALLAS	W 91-78	15-14	Garnett - 23	Garnett - 10	15,702
30	1/6	@ San Antonio	L 77-83	15-15	Garnett - 18	Garnett - 17	18,797
31	1/7	@ Dallas	L 79-83	15-16	Garnett - 26	Garnett - 11	20,151
32	1/10	@ Milwaukee	L 92-95	15-17	Jaric - 21	Garnett - 13	15,417
33	1/11	CHICAGO	W 99-93	16-17	Garnett - 28	Garnett - 14	15,177
34	1/13	DENVER	W 103-89	17-17	Garnett - 31	Garnett - 15	18,417
35	1/16	@ New York	W 96-90	18-17	Garnett/	Garnett - 16	18,277
					Szczerbiak - 24		
36	1/18	@ Boston	L 96-103	18-18	Garnett - 29	Garnett - 13	15,859
37	1/20	INDIANA	W 90-85	19-18	Szczerbiak - 20	Griffin - 14	18,991
38	1/22	PHILADELPHIA	L 84-86	19-19	Szczerbiak - 18	Garnett - 14	15,893
39	1/24	DETROIT	L 83-107	19-20	Garnett - 21	Garnett - 10	17,232
40	1/25	@ Memphis	L 87-107	19-21	Garnett - 29	Garnett - 9	16,813
41	1/27	@ Houston	W 96-92	20-21	Davis/Garnett - 26	Garnett - 12	14,408

G#	DATE	OPPONENT	WOLVES/OPP	RECORD	HIGH POINTS	HIGH REBOUNDS	ATTEND.
42	1/28	@ San Antonio	L 88-102	20-22	Garnett - 23	Garnett - 10	18,797
43	1/30	BOSTON	W 110-85	21-22	Banks - 20	Blount - 10	17,003
44	2/1	@ Detroit	L 74-90	21-23	Hassell/Garnett - 14	Garnett - 12	22,076
45	2/3	@ Portland	L 85-89	21-24	Garnett - 27	Garnett - 15	15,004
46	2/4	@ Golden State	L 77-109	21-25	Davis - 20	Garnett - 11	20,023
47	2/6	@ Phoenix	W 103-101	22-25	Garnett/Banks - 19	Garnett - 12	17,972
48	2/8	CLEVELAND	L 91-97	22-26	Davis - 33	Garnett - 18	17,093
49	2/10	UTAH	L 80-94	22-27	Hassell - 19	Garnett - 18	17,622
50	2/11	NO/OKLA. CITY	L 94-100	22-28	Davis - 23	Garnett - 21	15,933
51	2/13	TORONTO	L 94-98	22-29	Garnett - 23	Garnett - 19	14,911
52	2/15	SEATTLE	W 102-92	23-29	Davis - 25	Garnett - 15	16,083
53	2/21	@ Washington	L 78-90	23-30	Davis - 25	Garnett - 11	14,998
54	2/24	DENVER	L 101-102 (OT)	23-31	Garnett - 23	Garnett - 15	19,356
55	2/26	MEMPHIS	W 105-99	24-31	Davis - 35	Garnett - 10	16,298
56	2/28	@ Chicago	L 100-111	24-32	Garnett - 27	Garnett - 12	19,865
57	3/1	NEW JERSEY	W 100-90	25-32	Garnett - 26	Garnett - 16	15,369
58	3/5	GOLDEN STATE	W 103-90	26-32	Garnett - 23	Garnett - 21	15,797
59	3/7	HOUSTON	L 87-93	26-33	Banks - 26	Garnett - 21	16,588
60	3/8	@ Utah	L 93-96	26-34	Garnett - 26	Garnett - 13	17,490
61	3/10	@ Seattle	L 96-107	26-35	Blount - 23	Garnett - 11	16,713
62	3/11	@ Phoenix	L 102-110	26-36	Garnett - 28	Garnett - 10	18,422
63	3/13	@ L.A. Clippers	L 87-95	26-37	Davis - 20	Garnett - 16	17,258
64	3/15	@ L.A. Lakers	L 89-92	26-38	Banks - 18	Garnett - 14	18,997
65	3/16	@ Golden State	L 97-105	26-39	Davis - 29	Garnett - 17	17,526
66	3/19	SACRAMENTO	W 95-89	27-39	Garnett - 37	Garnett - 10	18,207
67	3/21	MIAMI	W 100-96	28-39	Davis - 26	Garnett - 11	17,927
68	3/23	@ New Jersey	L 82-86	28-40	Garnett - 24	Garnett - 11	15,952
69	3/24	@ Toronto	L 77-97	28-41	Garnett - 15	Garnett - 12	17,493
70	3/26	NEW YORK	W 98-94	29-41	Garnett - 26	Garnett - 15	16,201
71	3/29	ORLANDO	W 103-91	30-41	Garnett - 27	Garnett - 19	15,142
72	3/31	@ Denver	L 94-106	30-42	Garnett - 22	Garnett - 16	19,497
73	4/2	GOLDEN STATE	W 106-104 (OT)	31-42	Banks - 24	Garnett - 13	15,834
74	4/4	@ Charlotte	L 92-97	31-43	Garnett - 24	Garnett - 22	14,214
75	4/5	@ Atlanta	L 99-101	31-44	Davis - 33	Garnett - 15	15,959
76	4/7	UTAH	L 95-103	31-45	Reed - 18	Garnett - 13	16,622
77	4/9	ATLANTA	W 84-83	32-45	McCants - 28	Jaric - 9	15,557
78	4/11	@ Memphis	L 76-92	32-46	Reed - 14	Reed - 8	15,571
79	4/12	@ Houston	W 82-79	33-46	Blount - 16	Griffin/Wright - 6	16,499
80	4/14	@ Indiana	L 77-89	33-47	Griffin - 18	Griffin - 12	18,345
81	4/16	SAN ANTONIO	L 90-103	33-48	Banks - 25	Blount/McCants - 6	15,231
82	4/19	MEMPHIS	L 92-102 (2OT)	33-49	Wright - 19	Griffin - 15	15,934



2004-05

RECORD: 44-38



BACK ROW (L-R): Mark Madsen, John Thomas, Ervin Johnson, Kevin Garnett, Michael Olowokandi, Eddie Griffin, Ndudi Ebi, Wally Szczerbiak

MIDDLE ROW (L-R): Athletic Trainer Gregg Farnam, Physical Therapist Andre Deloya, Strength and Conditioning Coach Thomas McKinney, Anthony Carter, Troy Hudson, Sam Cassell, Latrell Sprewell, Trenton Hassell, Fred Hoiberg, Orthopaedic Surgeon Dr. David Fischer, Medical Director Dr. Sheldon Burns, Video Coordinator Mike Lindahl, Athletic Training Intern Chris Walker

FRONT ROW (L-R): Assistant Coach Don Zierden, Assistant Coach Randy Wittman, General Manager Jim Stack, Chief Executive Officer Rob Moor, Owner Glen Taylor, Vice President of Basketball Operations/Head Coach Kevin McHale, President Chris Wright, Assistant Coach Jerry Sichting, Assistant Coach Sid Lowe

PLAYER	G/GS	MIN	FIELD GOALS			3-POINT FG			FREE THROWS			REBOUNDS			AST	PF	STL	BLK	PTS	AVG
			FG	FGA	PCT	FG	FGA	PCT	FT	FTA	PCT	OFF	DEF	TOT						
Garnett	82/82	3121	683	1360	.502	6	25	.240	445	549	.811	247	861	1108	466	207	121	112	1817	22.2
Szczerbiak	81/37	2558	465	919	.506	63	169	.373	260	304	.855	82	221	303	191	178	40	16	1253	15.5
Cassell	59/38	1522	319	687	.464	27	103	.262	134	155	.865	25	132	157	301	160	36	14	799	13.5
Ebi	2/0	54	11	21	.524	0	1	.000	5	9	.556	6	10	16	1	7	1	1	27	13.5
Sprewell	80/79	2450	398	961	.414	69	211	.327	156	188	.830	65	189	254	179	124	53	21	1021	12.8
Hudson	79/32	1729	266	664	.401	89	258	.345	70	90	.778	19	86	105	283	121	27	6	691	8.7
Griffin	70/0	1492	202	522	.387	67	204	.328	56	78	.718	128	325	453	53	120	23	118	527	7.5
Hassell	82/51	2068	225	475	.474	1	11	.091	90	114	.789	80	139	219	128	200	30	30	541	6.6
Olowokandi	62/34	1215	161	353	.456	0	0	---	46	69	.667	106	218	324	29	193	15	56	368	5.9
Hoiberg	76/0	1272	139	284	.489	70	145	.483	89	102	.873	32	149	181	85	105	50	15	437	5.8
Carter	66/12	742	72	177	.407	2	17	.118	35	51	.686	12	57	69	161	88	35	18	181	2.7
Thomas	44/8	521	42	86	.488	0	0	---	27	46	.587	39	58	97	17	82	15	13	111	2.5
Madsen	41/14	601	34	66	.515	0	0	---	20	40	.500	63	65	128	18	103	7	14	88	2.1
Johnson	46/23	410	28	54	.519	1	1	1.000	16	25	.640	43	70	113	6	86	7	13	73	1.6
TIMBERWOLVES	82	19755	3045	6629	.459	395	1145	.345	1449	1820	.796	947	2580	3527	1918	1774	460	447	7934	96.8
OPPONENTS	82	19755	2967	6777	.438	468	1291	.363	1413	1880	.752	1032	2359	3391	1783	1629	540	323	7815	95.3



2004-05

DAY-BY-DAY

G#	DATE	OPPONENT	WOLVES/OPP	RECORD	HIGH POINTS	HIGH REBOUNDS	ATTEND.	G#	DATE	OPPONENT	WOLVES/OPP	RECORD	HIGH POINTS	HIGH REBOUNDS	ATTEND.
1	11/3	NEW YORK	W 99-93	1-0	Garnett - 28	Garnett - 20	17,295	43	1/28	UTAH	W 93-91	24-19	Garnett - 25	Garnett - 14	19,553
2	11/4	@ Denver	L 92-94 (OT)	1-1	Garnett - 25	Garnett - 15	19,099	44	1/30	SACRAMENTO	L 84-94	24-20	Garnett - 21	Garnett - 13	18,722
3	11/6	NEW ORLEANS	W 99-92	2-1	Garnett - 29	Garnett - 15	15,812	45	2/1	@ Milwaukee	L 86-91	24-21	Sprewell - 24	Garnett - 13	15,947
4	11/9	INDIANA	L 101-102	2-2	Garnett - 22	Garnett - 10	15,409	46	2/2	PHOENIX	L 79-108	24-22	Szczerbiak - 16	Garnett - 13	17,179
5	11/11	@ Houston	W 96-91	3-2	Garnett - 20	Garnett - 17	15,566	47	2/4	HOUSTON	L 113-119 (OT)	24-23	Cassell - 24	Garnett - 14	19,444
6	11/16	MIAMI	W 108-97	4-2	Garnett - 25	Garnett - 21	17,347	48	2/6	BOSTON	L 100-103	24-24	Garnett/	Garnett - 13	16,174
7	11/17	@ Detroit	L 85-93	4-3	Garnett/Sprewell - 24	Garnett - 13	22,076						Olowokandi - 21		
8	11/20	@ New Orleans	W 99-94	5-3	Griffin - 23	Garnett - 12	15,632	49	2/8	@ Memphis	L 96-108	24-25	Garnett - 24	Griffin - 9	16,169
9	11/22	@ Dallas	W 83-82	6-3	Garnett - 21	Garnett - 17	19,939	50	2/9	DENVER	W 98-92	25-25	Garnett - 24	Garnett - 11	15,442
10	11/23	SEATTLE	L 92-103	6-4	Garnett/	Garnett - 14	16,129	51	2/11	@ Utah	L 82-100	25-26	Sprewell - 16	Garnett - 8	19,291
					Szczerbiak - 16			52	2/13	CHICAGO	L 83-87	25-27	Sprewell - 26	Garnett - 14	19,420
11	11/25	@ Indiana	L 102-106	6-5	Garnett - 23	Garnett - 9	17,149	53	2/15	NEW JERSEY	W 82-71	26-27	Garnett/	Olowokandi - 12	16,299
12	11/26	MEMPHIS	W 115-90	7-5	Garnett - 26	Garnett - 15	17,985						Olowokandi - 17		
13	11/28	@ Sacramento	W 121-110	8-5	Garnett - 28	Garnett - 16	17,317	54	2/17	CLEVELAND	W 94-88	27-27	Szczerbiak - 26	Garnett - 18	18,122
14	12/1	@ Golden State	W 107-99	9-5	Cassell - 26	Garnett - 16	15,706	55	2/24	@ L.A. Clippers	L 86-92	27-28	Sprewell - 17	Olowokandi - 11	18,569
15	12/3	@ Phoenix	W 97-93	10-5	Garnett - 23	Garnett - 19	16,915	56	2/25	@ Seattle	L 88-98	27-29	Garnett - 31	Garnett - 14	17,072
16	12/4	@ L.A. Clipper	W 107-100 (OT)	11-5	Cassell - 30	Garnett - 15	17,587	57	2/27	@ Portland	W 91-83	28-29	Sprewell - 27	Garnett - 12	17,068
17	12/7	DALLAS	L 87-97	11-6	Garnett - 32	Garnett - 12	16,235	58	3/2	GOLDEN STATE	L 93-99	28-30	Garnett - 28	Garnett - 13	15,074
18	12/8	@ Philadelphia	W 119-84	12-6	Griffin - 27	Griffin - 11	16,393	59	3/4	MILWAUKEE	W 103-97	29-30	Szczerbiak - 28	Garnett - 10	18,779
19	12/10	SACRAMENTO	W 113-105	13-6	Garnett - 35	Garnett - 18	19,101	60	3/6	@ Boston	W 99-97	30-30	Garnett - 21	Garnett - 13	17,242
20	12/11	@ Chicago	L 88-99	13-7	Cassell - 17	Garnett - 21	20,782	61	3/8	CHARLOTTE	W 102-97	31-30	Garnett - 30	Garnett - 15	16,333
21	12/14	PORTLAND	W 100-89	14-7	Szczerbiak - 28	Garnett - 19	15,103	62	3/10	@ Miami	L 90-107	31-31	Garnett - 22	Garnett - 19	19,854
22	12/15	@ Toronto	L 90-96	14-8	Garnett - 23	Garnett - 15	16,888	63	3/11	@ Orlando	W 101-96	32-31	Garnett - 25	Garnett - 18	16,326
23	12/17	L.A. CLIPPERS	W 113-86	15-8	Szczerbiak - 29	Garnett - 10	18,371	64	3/13	DALLAS	L 93-102	32-32	Garnett - 24	Garnett - 13	19,420
24	12/21	@ Cleveland	L 97-107	15-9	Garnett - 26	Garnett - 13	19,094	65	3/15	@ Dallas	W 100-91	33-32	Garnett - 25	Garnett - 12	20,434
25	12/23	@ San Antonio	L 82-96	15-10	Szczerbiak - 22	Olowokandi - 12	18,797	66	3/16	@ San Antonio	L 73-89	33-33	Sprewell - 21	Garnett - 11	18,797
26	12/26	WASHINGTON	W 109-74	16-10	Szczerbiak - 23	Garnett - 12	16,433	67	3/18	@ Memphis	L 83-88	33-34	Garnett - 30	Garnett - 19	18,119
27	12/29	@ New York	L 87-100	16-11	Sprewell - 22	Garnett - 13	19,763	68	3/20	HOUSTON	W 94-86	34-34	Garnett - 30	Garnett - 17	18,071
28	1/1	MEMPHIS	L 95-104	16-12	Garnett - 30	Garnett - 10	16,577	69	3/23	NEW ORLEANS	W 107-102	35-34	Garnett - 24	Garnett - 13	15,877
29	1/4	PHOENIX	L 115-122	16-13	Garnett - 47	Garnett - 17	18,132	70	3/26	@ New Jersey	W 96-75	36-34	Cassell - 23	Garnett - 8	17,849
30	1/5	@ Charlotte	L 84-102	16-14	Garnett - 23	Garnett - 20	12,037	71	3/27	L.A. CLIPPERS	W 89-85	37-34	Garnett - 20	Garnett - 13	14,007
31	1/7	PHILADELPHIA	W 89-84	17-14	Cassell - 26	Garnett - 18	19,420	72	3/31	@ L.A. Lakers	W 105-96	38-34	Garnett - 23	Garnett - 12	18,997
32	1/8	@ Washington	L 114-117	17-15	Garnett - 25	Garnett - 19	20,173	73	4/1	@ Phoenix	L 98-107	38-35	Szczerbiak - 18	Garnett/Griffin - 15	18,422
33	1/10	L.A. LAKERS	L 96-105	17-16	Garnett - 23	Garnett - 13	18,642	74	4/1	@ Sacramento	W 112-100	39-35	Garnett - 30	Garnett - 13	17,317
34	1/12	ORLANDO	L 80-87	17-17	Garnett - 19	Garnett - 25	15,532	75	4/6	UTAH	W 111-86	40-35	Szczerbiak - 20	Garnett - 16	15,022
35	1/14	@ Denver	W 93-83	18-17	Sprewell - 29	Garnett - 10	18,906	76	4/8	DENVER	L 104-107	40-36	Cassell - 27	Garnett - 16	19,904
36	1/15	PORTLAND	W 92-84	19-17	Sprewell - 25	Griffin - 18	17,439	77	4/9	@ Atlanta	L 98-105	40-37	Garnett - 31	Olowokandi - 13	17,583
37	1/17	TORONTO	L 91-100	19-18	Szczerbiak - 25	Garnett - 14	16,632	78	4/13	GOLDEN STATE	W 116-100	41-37	Sprewell - 27	Garnett - 15	15,239
38	1/19	@ L.A. Lakers	L 90-93	19-19	Garnett - 27	Garnett - 9	18,417	79	4/15	@ Utah	W 100-84	42-37	Garnett - 22	Garnett/Griffin - 9	18,817
39	1/21	@ Seattle	W 112-107	20-19	Szczerbiak - 34	Garnett - 8	17,072	80	4/17	SEATTLE	L 94-109	42-38	Sprewell - 20	Garnett/Griffin - 8	17,779
40	1/22	@ Portland	W 92-83	21-19	Szczerbiak - 18	Garnett - 16	18,432	81	4/18	@ New Orleans	W 102-99	43-38	Szczerbiak - 18	Ebi - 8	15,234
41	1/24	DETROIT	W 86-83	22-19	Garnett - 22	Griffin - 10	17,439	82	4/20	SAN ANTONIO	W 95-73	44-38	Hassell - 19	Olowokandi - 14	18,122
42	1/26	ATLANTA	W 104-87	23-19	Sprewell - 32	Garnett - 10	15,423								



2003-04
RECORD: 58-24



BACK ROW (L-R): Gary Trent, Mark Madsen, Ervin Johnson, Kevin Garnett, Michael Olowokandi, Oliver Miller, Ndudi Ebi, Wally Szczerbiak

MIDDLE ROW (L-R): Athletic Training Intern Eric Sand, Athletic Trainer Gregg Farnam, Strength and Conditioning Coach/Assistant Trainer Joe Sharpe, Physical Therapist Andre Deloya, Troy Hudson, Sam Cassell, Latrell Sprewell, Trenton Hassell, Fred Hoiberg, Medical Director Dr. Sheldon Burns, Orthopaedic Surgeon Dr. David Fischer

FRONT ROW (L-R): Assistant Coach Greg Ballard, Special Assistant to the VP of Basketball Operations/General Manager Ed Prohofsky, Assistant Coach Don Zierden, Assistant Coach Randy Wittman, Vice President of Player Personnel Rob Babcock, President Rob Moor, Vice President of Basketball Operations/General Manager Kevin McHale, Head Coach Flip Saunders, Director of Scouting and Player Development/Assistant Coach Jerry Sichting, Assistant Coach Sid Lowe

PLAYER	G/GS	MIN	FIELD GOALS			3-POINT FG			FREE THROWS			REBOUNDS			AST	PF	STL	BLK	PTS	AVG
			FG	FGA	PCT	FG	FGA	PCT	FT	FTA	PCT	OFF	DEF	TOT						
Garnett	82/82	3231	804	1611	.499	11	43	.256	368	465	.791	245	894	1139	409	202	120	178	1987	24.2
Cassell	81/81	2838	620	1270	.488	74	86	.398	289	331	.873	44	227	271	592	247	102	18	1603	19.8
Sprewell	82/82	3100	518	1266	.409	99	299	.331	240	295	.814	56	254	310	286	101	88	21	1375	16.8
Szczerbiak	28/0	622	106	236	.449	20	46	.435	53	64	.828	24	64	88	33	42	12	1	285	10.2
Hudson	29/1	503	80	207	.386	31	77	.403	27	33	.818	4	31	35	70	32	7	0	218	7.5
Hoiberg	79/3	1804	178	383	.465	76	172	.442	98	116	.845	21	247	268	109	136	66	10	530	6.7
Olowokandi	43/25	925	121	285	.425	0	0	---	36	61	.590	78	167	245	24	137	16	68	278	6.5
Trent	68/2	1025	155	328	.473	0	6	.000	69	91	.758	83	133	216	49	129	12	17	379	5.6
Hassell	81/74	2264	177	381	.465	4	13	.308	48	61	.787	68	189	257	133	200	36	54	406	5.0
Madsen	72/12	1246	101	204	.495	0	6	.000	57	118	.483	134	138	272	28	175	33	18	259	3.6
Martin	16/0	172	20	67	.299	6	26	.231	9	9	1.000	2	5	7	23	23	2	1	55	3.4
McLeod	33/0	391	27	82	.329	1	10	.100	33	43	.767	5	29	34	59	39	16	1	88	2.7
Goldwire	5/0	66	5	14	.357	2	6	.333	1	1	1.000	1	5	6	10	5	3	0	13	2.6
Miller	48/1	506	53	100	.530	0	1	.000	15	23	.652	46	84	130	36	91	19	26	121	2.5
Johnson	66/47	965	55	103	.534	0	1	.000	17	28	.607	61	171	232	24	156	27	43	127	1.9
Lewis	14/0	65	7	20	.350	2	5	.400	0	0	---	1	6	7	2	10	2	2	16	1.1
Ebi	17/0	32	6	14	.429	0	0	---	1	4	.250	2	1	3	3	6	0	4	13	0.8
TIMBERWOLVES	82	19755	3033	6571	.462	326	897	.363	1361	1743	.781	875	2645	3520	1890	1731	561	462	7753	94.5
OPPONENTS	82	19755	2741	6625	.414	395	1181	.334	1426	1893	.753	1001	2400	3401	1701	1656	547	296	7303	89.1



2003-04 DAY-BY-DAY

G#	DATE	OPPONENT	WOLVES/OPP	RECORD	HIGH POINTS	HIGH REBOUNDS	ATTEND.
1	10/29	MILWAUKEE	W 95-89	1-0	Garnett - 25	Garnett - 21	17,784
2	10/31	@ New Jersey	L 61-84	1-1	Garnett - 23	Sprewell - 10	17,145
3	11/1	TORONTO	W 73-56	2-1	Garnett - 20	Garnett - 7	15,869
4	11/3	@ Utah	L 88-93	2-2	Cassell - 27	Olowokandi - 8	17,177
5	11/5	SACRAMENTO	L 121-125 (OT)	2-3	Garnett - 28	Garnett - 11	15,889
6	11/7	@ Orlando	W 100-71	3-3	Sprewell - 22	Garnett - 17	16,074
7	11/8	@ Miami	W 88-79	4-3	Garnett - 25	Garnett - 17	14,645
8	11/11	SEATTLE	L 87-89	4-4	Garnett - 26	Garnett - 13	14,107
9	11/13	@ Chicago	W 92-89 (OT)	5-4	Sprewell - 27	Garnett - 17	21,722
10	11/14	UTAH	L 77-85	5-5	Garnett - 23	Garnett - 14	17,182
11	11/18	DENVER	W 89-76	6-5	Garnett - 26	Garnett - 11	15,090
12	11/21	@ Cleveland	W 97-83	7-5	Sprewell - 31	Garnett - 15	19,269
13	11/22	L.A. CLIPPERS	W 103-91	8-5	Garnett - 30	Garnett - 19	16,080
14	11/25	@ Indiana	L 75-98	8-6	Garnett/Cassell - 25	Garnett - 16	14,540
15	11/26	NEW YORK	L 92-97	8-7	Garnett - 25	Garnett - 14	15,901
16	11/28	@ Memphis	W 102-98	9-7	Cassell - 25	Garnett - 18	16,741
17	11/29	@ Dallas	L 88-92	9-8	Garnett - 28	Garnett - 20	20,089
18	12/3	@ Phoenix	W 92-79	10-8	Cassell - 27	Garnett - 12	16,508
19	12/5	@ Sacramento	W 112-109 (OT)	11-8	Sprewell - 37	Garnett - 25	17,317
20	12/7	@ L.A. Clippers	W 96-94	12-8	Sprewell - 27	Garnett - 8	14,370
21	12/9	GOLDEN STATE	L 95-98	12-9	Garnett - 33	Garnett - 14	14,195
22	12/12	@ Washington	W 110-91	13-9	Cassell - 25	Garnett - 16	16,802
23	12/15	@ Boston	W 116-95	14-9	Garnett/Cassell - 27	Garnett - 12	17,234
24	12/16	HOUSTON	W 92-75	15-9	Cassell - 25	Garnett - 13	15,715
25	12/18	DALLAS	W 114-109	16-9	Garnett - 35	Trent - 12	17,794
26	12/20	INDIANA	W 102-80	17-9	Garnett - 28	Garnett - 9	16,624
27	12/23	@ New York	W 98-92	18-9	Cassell/Sprewell - 31	Garnett - 13	19,763
28	12/26	@ Portland	L 92-101	18-10	Garnett - 27	Garnett - 10	17,237
29	12/27	@ Seattle	W 104-86	19-10	Garnett - 28	Garnett - 14	17,072
30	12/30	CHICAGO	W 98-93	20-10	Garnett - 28	Garnett - 15	20,092
31	1/2	ATLANTA	W 93-75	21-10	Garnett - 18	Garnett - 15	17,074
32	1/3	@ Dallas	L 112-119	21-11	Cassell - 34	Garnett - 22	19,936
33	1/6	L.A. LAKERS	W 106-90	22-11	Sprewell - 30	Garnett - 18	20,095
34	1/8	PORTLAND	W 96-75	23-11	Garnett - 26	Garnett - 14	15,599
35	1/10	MIAMI	W 83-77	24-11	Garnett - 28	Garnett - 17	17,026
36	1/13	@ New Orleans	W 94-89	25-11	Sprewell - 26	Garnett - 14	14,701
37	1/14	@ San Antonio	W 100-93	26-11	Cassell - 33	Garnett - 10	17,411
38	1/17	@ Houston	L 76-95	26-12	Cassell - 25	Garnett - 7	18,145
39	1/19	NEW ORLEANS	W 97-90	27-12	Garnett - 29	Garnett - 15	17,117
40	1/21	@ Toronto	W 108-97	28-12	Cassell - 30	Garnett - 11	18,846
41	1/23	DETROIT	W 80-79	29-12	Garnett - 22	Garnett - 17	19,006

G#	DATE	OPPONENT	WOLVES/OPP	RECORD	HIGH POINTS	HIGH REBOUNDS	ATTEND.
42	1/25	PHOENIX	W 99-95	30-12	Cassell - 32	Garnett - 17	16,002
43	1/26	@ Denver	W 97-95	31-12	Garnett - 31	Garnett - 13	15,320
44	1/28	@ Golden State	L 90-97	31-13	Sprewell - 27	Garnett - 20	18,112
45	1/30	@ L.A. Lakers	W 97-84	32-13	Sprewell - 35	Garnett - 11	18,997
46	2/1	PHILADELPHIA	W 106-101	33-13	Garnett - 32	Garnett - 13	16,987
47	2/3	ORLANDO	W 113-100	34-13	Garnett - 30	Garnett - 14	14,979
48	2/4	@ Atlanta	L 89-97	34-14	Cassell - 20	Garnett - 12	16,073
49	2/6	CLEVELAND	W 103-92	35-14	Garnett - 35	Garnett - 12	19,212
50	2/8	MEMPHIS	L 98-99	35-15	Cassell - 34	Garnett - 16	19,179
51	2/10	L.A. CLIPPERS	W 96-84	36-15	Garnett - 31	Garnett - 16	15,298
52	2/11	@ Utah	W 77-66	37-15	Cassell - 24	Garnett - 12	19,911
53	2/17	PHOENIX	W 110-95	38-15	Garnett - 32	Garnett - 14	16,181
54	2/19	SACRAMENTO	W 92-75	39-15	Garnett - 22	Garnett - 24	18,667
55	2/20	@ Detroit	W 88-87	40-15	Garnett - 25	Garnett - 13	22,076
56	2/22	SAN ANTONIO	L 92-94	40-16	Garnett - 28	Garnett - 10	20,347
57	2/24	@ Milwaukee	W 108-102	41-16	Cassell - 29	Garnett - 18	18,717
58	2/25	NEW JERSEY	W 81-68	42-16	Hudson - 29	Olowokandi - 11	17,232
59	2/27	GOLDEN STATE	W 91-81	43-16	Garnett - 24	Hoiberg - 11	19,012
60	2/29	@ Philadelphia	L 74-81	43-17	Garnett - 27	Garnett - 13	20,453
61	3/3	DALLAS	W 121-97	44-17	Garnett - 28	Garnett - 19	19,006
62	3/5	HOUSTON	L 109-112	44-18	Garnett - 32	Garnett - 18	20,109
63	3/7	BOSTON	L 77-80	44-19	Garnett - 20	Garnett/Olowokandi - 14	17,661
64	3/9	@ Seattle	W 105-92	45-19	Sprewell - 31	Garnett/Olowokandi - 10	17,072
65	3/10	@ Portland	L 79-92	45-20	Garnett - 20	Cassell - 8	15,456
66	3/12	L.A. LAKERS	W 96-86	46-20	Garnett - 20	Garnett - 13	20,391
67	3/14	PORTLAND	L 83-92	46-21	Cassell, Garnett - 20	Garnett - 14	18,787
68	3/18	@ San Antonio	L 86-106	46-22	Garnett - 28	Garnett - 12	18,797
69	3/19	@ Phoenix	W 93-80	47-22	Szczerbiak - 24	Garnett - 20	18,422
70	3/21	DENVER	W 98-77	48-22	Garnett - 20	Garnett - 13	19,557
71	3/23	SAN ANTONIO	W 86-81	49-22	Garnett - 27	Cassell/Garnett - 10	20,111
72	3/24	@ Denver	L 92-101	49-23	Garnett - 24	Garnett - 14	19,099
73	3/26	@ L.A. Lakers	L 73-90	49-24	Sprewell - 19	Garnett - 16	18,997
74	3/27	@ L.A. Clippers	W 98-82	50-24	Sprewell - 18	Garnett - 15	19,424
75	3/29	@ Houston	W 94-88	51-24	Garnett - 27	Garnett - 11	16,270
76	3/31	SEATTLE	W 90-83	52-24	Garnett/Sprewell - 27	Olowokandi - 11	19,006
77	4/2	WASHINGTON	W 91-73	53-24	Garnett - 22	Olowokandi - 12	19,159
78	4/4	MEMPHIS	W 90-82	54-24	Cassell - 36	Garnett - 22	19,068
79	4/8	@ Sacramento	W 94-86	55-24	Cassell - 29	Garnett - 17	17,317
80	4/9	@ Golden State	W 92-74	56-24	Garnett - 29	Garnett - 15	19,753
81	4/12	UTAH	W 104-90	57-24	Sprewell - 24	Garnett - 17	18,881
82	4/14	@ Memphis	W 107-90	58-24	Garnett - 26	Garnett/Olowokandi - 9	19,351



2002-03

RECORD: 51-31



BACK ROW (L-R): Anthony Peeler, Wally Szczerbiak, Marc Jackson, Kevin Garnett, Loren Woods, Rasho Nesterovic, Joe Smith, Gary Trent

MIDDLE ROW (L-R): Athletic Training Intern James Tousignant, Strength and Conditioning Coach/Assistant Trainer Joe Sharpe, Athletic Trainer Gregg Farnam, Mike Wilks, Rod Strickland, Troy Hudson, Kendall Gill, Felipe Lopez, Igor Rakocevic, Physical Therapist Andre Deloya, Orthopaedic Surgeon Dr. David Fischer, Medical Director Dr. Sheldon Burns

FRONT ROW (L-R): Special Assistant to the VP of Basketball Operations/General Manager Ed Prohofsky, Assistant Coach Don Zierden, Assistant Coach Randy Wittman, Vice President of Player Personnel Rob Babcock, Owner Glen Taylor, Vice President of Basketball Operations/General Manager Kevin McHale, Head Coach Flip Saunders, Director of Scouting and Player Development/Assistant Coach Jerry Sichting, Assistant Coach Greg Ballard

PLAYER	G/GS	MIN	FIELD GOALS			3-POINT FG			FREE THROWS			REBOUNDS			AST	PF	STL	BLK	PTS	AVG
			FG	FGA	PCT	FG	FGA	PCT	FT	FTA	PCT	OFF	DEF	TOT						
Garnett	82/82	3321	743	1481	.502	20	71	.282	377	502	.751	244	858	1102	495	199	113	129	1883	23.0
Szczerbiak	52/42	1836	351	729	.481	61	145	.421	150	173	.867	53	188	241	136	123	44	22	913	17.6
Hudson	79/74	2600	409	956	.428	97	266	.365	208	231	.900	42	141	183	452	160	60	7	1123	14.2
Nesterovic	77/77	2337	400	762	.525	0	2	.000	61	95	.642	146	358	504	114	256	39	116	861	11.2
Gill	82/34	2068	286	677	.422	19	59	.322	123	161	.764	51	197	248	156	176	78	15	714	8.7
Peeler	82/39	2245	252	609	.414	87	212	.410	39	50	.780	40	201	241	244	161	72	13	630	7.7
Smith	54/21	1117	151	328	.460	0	2	.000	102	131	.779	111	159	270	38	171	14	55	404	7.5
Strickland	47/8	956	120	278	.432	1	11	.091	79	107	.738	20	75	95	215	55	46	6	320	6.8
Trent	80/22	1222	208	389	.535	0	2	.000	60	101	.594	106	185	291	77	142	32	23	476	6.0
Jackson	77/0	1041	153	349	.438	1	1	1.000	114	149	.765	86	139	225	37	137	24	30	421	5.5
Wilks (TOT)	46/7	688	50	148	.338	10	35	.286	37	47	.787	20	51	71	92	69	27	4	147	3.2
Wilks (MIN)	31/0	324	21	67	.313	4	18	.222	16	18	.889	11	19	30	50	31	11	3	62	2.0
Slater	26/0	141	27	50	.540	0	0	---	27	45	.600	18	13	31	4	31	6	1	81	3.1
Woods	38/11	353	29	76	.382	1	3	.333	21	27	.778	27	68	95	19	37	10	13	80	2.1
Rakocevic	42/0	244	22	58	.379	5	12	.417	29	36	.806	4	13	17	33	25	4	0	78	1.9
TIMBERWOLVES	82	19805	3172	6809	.466	296	804	.368	1406	1826	.770	959	2614	3573	2070	1704	553	433	8046	98.1
OPPONENTS	82	19805	3005	6873	.437	472	1362	.347	1394	1853	.752	974	2444	3418	1871	1686	571	405	7876	96.0



2002-03

DAY-BY-DAY

G#	DATE	OPPONENT	WOLVES/OPP	RECORD	HIGH POINTS	HIGH REBOUNDS	ATTEND.	G#	DATE	OPPONENT	WOLVES/OPP	RECORD	HIGH POINTS	HIGH REBOUNDS	ATTEND.
1	10/30	DENVER	W 83-77	1-0	Hudson - 23	Garnett - 12	16,113	42	1/22	SEATTLE	W 96-91	24-18	Garnett - 20	Nesterovic - 10	13,273
2	11/1	ORLANDO	W 111-105	2-0	Garnett - 23	Garnett - 14	14,117	43	1/24	L.A. CLIPPERS	W 88-85	25-18	Szczerbiak - 18	Garnett - 14	14,084
3	11/2	@ Indiana	L 80-87	2-1	Gill - 14	Garnett - 10	16,058	44	1/25	@ Washington	W 97-89	26-18	Gill - 19	Garnett - 10	20,173
4	11/4	@ New Jersey	L 82-106	2-2	Garnett - 23	Garnett - 10	14,076	45	1/27	SAN ANTONIO	W 106-95	27-18	Garnett - 34	Garnett - 10	14,306
5	11/5	WASHINGTON	W 90-86	3-2	Gill - 22	Garnett - 16	18,009	46	1/30	@ Dallas	L 109-112	27-19	Hudson/Garnett - 31	Garnett - 17	19,874
6	11/7	MILWAUKEE	W 114-110	4-2	Garnett - 28	Garnett - 24	14,776	47	1/31	@ Houston	L 101-121	27-20	Hudson - 23	Garnett - 7	15,497
7	11/9	BOSTON	L 99-105	4-3	Garnett - 24	Nesterovic - 13	15,349	48	2/2	PHILADELPHIA	W 99-91	28-20	Garnett - 30	Garnett - 17	18,089
8	11/11	@ San Antonio	L 75-91	4-4	Nesterovic - 16	Garnett - 14	15,594	49	2/4	HOUSTON	W 103-89	29-20	Garnett - 23	Garnett - 11	15,333
9	11/13	@ New Orleans	L 98-102	4-5	Garnett/ Strickland - 16	Nesterovic - 12	13,019	50	2/11	DALLAS	W 100-98	30-20	Garnett - 26	Garnett - 12	15,145
10	11/15	@ Memphis	W 99-95	5-5	Garnett - 28	Woods - 10	14,871	51	2/12	@ Cleveland	W 102-91	31-20	Garnett - 26	Garnett - 17	9,190
11	11/16	INDIANA	L 101-107	5-6	Garnett - 27	Garnett - 9	15,176	52	2/14	NEW ORLEANS	W 114-93	32-20	Garnett - 23	Garnett/Trent - 8	16,347
12	11/19	MEMPHIS	W 110-106 (OT)	6-6	Garnett - 34	Garnett - 22	13,332	53	2/16	GOLDEN STATE	W 109-102	33-20	Garnett - 37	Garnett - 22	15,003
13	11/20	@ Atlanta	W 103-93	7-6	Hudson - 20	Garnett - 12	7,812	54	2/17	@ Utah	L 97-109	33-21	Garnett - 34	Garnett - 10	19,370
14	11/23	NEW JERSEY	L 82-96	7-7	Garnett - 19	Garnett - 15	15,474	55	2/19	@ Denver	W 85-77	34-21	Garnett - 25	Garnett - 14	15,109
15	11/24	@ New York	W 106-88	8-7	Garnett - 25	Garnett - 15	18,779	56	2/21	DETROIT	W 103-96	35-21	Garnett - 34	Garnett - 16	14,881
16	11/27	SACRAMENTO	W 90-74	9-7	Garnett - 20	Garnett - 13	17,821	57	2/23	PHOENIX	W 99-97	36-21	Szczerbiak - 30	Garnett - 15	15,771
17	11/29	@ Utah	L 77-95	9-8	Garnett - 21	Garnett - 13	18,644	58	2/24	@ Milwaukee	W 117-114	37-21	Garnett - 34	Garnett/Nesterovic - 12	18,717
18	12/1	@ L.A. Lakers	W 110-107	10-8	Garnett - 23	Garnett - 15	18,997	59	2/26	UTAH	W 92-85	38-21	Garnett - 24	Garnett - 17	14,227
19	12/3	@ Sacramento	L 86-98	10-9	Hudson - 19	Garnett - 16	17,317	60	2/28	CLEVELAND	W 118-95	39-21	Szczerbiak - 25	Garnett - 10	15,279
20	12/5	@ Golden State	W 114-98	11-9	Garnett - 21	Garnett - 15	12,357	61	3/2	NEW YORK	W 99-90	40-21	Szczerbiak - 26	Garnett - 16	15,071
21	12/7	@ L.A. Clipper	L 88-104	11-10	Garnett - 19	Garnett - 14	16,666	62	3/4	@ Seattle	L 83-92	40-22	Garnett - 22	Garnett - 11	16,368
22	12/9	@ Denver	W 92-84	12-10	Hudson - 22	Garnett - 13	12,378	63	3/5	@ Sacramento	L 95-96 (OT)	40-23	Garnett - 27	Garnett - 24	17,317
23	12/12	ATLANTA	W 113-95	13-10	Garnett - 21	Garnett/Gill - 8	13,709	64	3/7	@ L.A. Lakers	L 96-106	40-24	Nesterovic - 19	Garnett/Szczerbiak - 10	18,997
24	12/14	PORTLAND	L 92-98 (OT)	13-11	Garnett - 21	Smith - 11	15,003	65	3/9	@ Phoenix	W 105-98	41-24	Garnett - 29	Garnett - 14	19,023
25	12/17	L.A. LAKERS	W 96-80	14-11	Garnett - 23	Smith - 13	16,447	66	3/10	@ Dallas	W 92-83	42-24	Garnett - 31	Garnett - 18	20,049
26	12/18	@ Philadelphia	L 94-99	14-12	Garnett - 24	Garnett - 16	17,004	67	3/12	SAN ANTONIO	L 99-111	42-25	Hudson - 30	Garnett - 13	15,309
27	12/20	@ Boston	L 99-108	14-13	Garnett - 27	Nesterovic - 13	17,078	68	3/14	L.A. LAKERS	L 99-106	42-26	Garnett - 23	Garnett - 17	20,199
28	12/21	HOUSTON	W 98-86	15-13	Garnett - 27	Trent - 13	16,329	69	3/16	PORTLAND	W 111-95	43-26	Szczerbiak - 20	Jackson - 12	19,006
29	12/27	@ Chicago	W 113-100	16-13	Garnett - 25	Garnett - 15	19,398	70	3/18	MEMPHIS	W 96-80	44-26	Garnett - 29	Garnett - 19	15,355
30	12/28	@ Detroit	L 82-106	16-14	Garnett - 20	Garnett - 13	22,076	71	3/21	@ San Antonio	W 101-94 (OT)	45-26	Garnett - 24	Garnett - 18	18,797
31	12/30	PHOENIX	W 104-98	17-14	Garnett - 22	Garnett - 14	18,347	72	3/25	MIAMI	W 108-91	46-26	Garnett/ Szczerbiak - 26	Jackson - 10	15,237
32	1/4	UTAH	L 97-105	17-15	Garnett - 26	Garnett - 14	16,473	73	3/27	@ Orlando	L 107-110	46-27	Garnett - 26	Garnett - 14	15,033
33	1/7	@ Houston	L 86-94	17-16	Garnett - 25	Garnett - 16	12,212	74	3/28	@ Miami	L 84-111	46-28	Garnett - 17	Garnett - 9	14,522
34	1/8	GOLDEN STATE	W 102-95	18-16	Hudson - 23	Garnett - 14	13,222	75	3/30	DALLAS	L 95-119	46-29	Garnett - 24	Garnett - 11	19,304
35	1/10	SACRAMENTO	W 115-109 (OT)	19-16	Smith - 25	Garnett - 15	16,591	76	4/2	SEATTLE	W 91-86	47-29	Hudson - 31	Garnett - 9	14,117
36	1/12	@ Toronto	L 91-105	19-17	Garnett - 26	Trent - 7	19,800	77	4/5	@ Phoenix	L 94-111	47-30	Garnett - 25	Garnett - 17	18,413
37	1/13	DENVER	W 89-75	20-17	Peeler - 20	Garnett - 15	13,009	78	4/6	@ Portland	W 97-78	48-30	Szczerbiak - 25	Garnett - 14	20,169
38	1/15	@ L.A. Clipper	W 95-64	21-17	Garnett - 21	Nesterovic - 10	15,838	79	4/9	@ Seattle	L 92-100	48-31	Garnett - 29	Garnett - 18	16,039
39	1/17	@ Golden State	L 98-107	21-18	Garnett - 22	Nesterovic - 7	14,374	80	4/11	L.A. CLIPPERS	W 106-90	49-31	Garnett - 24	Garnett - 15	16,107
40	1/18	@ Portland	W 104-98	22-18	Garnett - 31	Garnett - 20	20,484	81	4/13	CHICAGO	W 119-95	50-31	Szczerbiak - 44	Garnett - 19	18,171
41	1/20	TORONTO	W 89-81	23-18	Garnett - 19	Garnett - 15	14,773	82	4/16	@ Memphis	W 95-87	51-31	Garnett - 19	Garnett - 16	15,478



2001-02

RECORD: 50-32



BACK ROW (L-R): Maurice Evans, Marc Jackson, Joe Smith, Rasho Nesterovic, Loren Woods, Kevin Garnett, Gary Trent, Wally Szczerbiak

MIDDLE ROW (L-R): Strength and Conditioning Coach Sol Brandys, Athletic Training Intern Dan Duffy, Anthony Peeler, Terrell Brandon, Robert Pack, Sam Mitchell, Chauncey Billups, William Avery, Physical Therapist Andre Deloya, Orthopaedic Surgeon Dr. David Fischer, Medical Director Dr. Sheldon Burns

FRONT ROW (L-R): Assistant Coach Don Zierden, Assistant Coach Jimmy Williams, Assistant Coach Randy Wittman, Director of Player Personnel Rob Babcock, President Rob Moor, Owner Glen Taylor, Vice President of Basketball Operations Kevin McHale, Head Coach Flip Saunders, Director of Scouting and Player Development/Assistant Coach Jerry Sichting, Assistant Coach Greg Ballard, Special Assistant to the VP of Basketball Operations Ed Prohovsky, Trainer Gregg Farnam

	FIELD GOALS					3-POINT FG			FREE THROWS			REBOUNDS								
PLAYER	G/GS	MIN	FG	FGA	PCT	FG	FGA	PCT	FT	FTA	PCT	OFF	DEF	TOT	AST	PF	STL	BLK	PTS	AVG
Garnett	81-81	3175	659	1401	.470	37	116	.319	359	448	.801	243	738	981	422	184	96	126	1714	21.2
Szczerbiak	82-82	3117	609	1200	.508	87	191	.455	226	272	.831	120	271	391	257	188	66	21	1531	18.7
Billups	82-54	2355	348	823	.423	124	315	.394	207	234	.885	35	191	226	450	169	66	17	1027	12.5
Brandon	32-28	962	155	365	.425	4	23	.174	83	84	.988	17	76	93	264	49	52	6	397	12.4
Smith	72-63	1922	297	581	.511	2	3	.667	171	206	.830	152	301	453	82	250	39	59	767	10.7
Peeler	82-0	2060	288	684	.421	111	283	.392	50	58	.862	37	169	206	177	137	61	11	737	9.0
Nesterovic	82-82	2218	324	657	.493	0	1	.000	39	71	.549	200	334	534	75	262	45	109	687	8.4
Trent	64-10	1140	193	381	.507	0	2	.000	92	144	.639	104	166	270	60	160	21	27	478	7.5
Jackson (TOT)	39-0	495	60	164	.366	0	1	.000	66	80	.825	48	80	128	14	69	11	6	186	4.8
Jackson (MIN)	22-0	326	38	99	.384	0	1	.000	26	32	.813	31	54	85	7	44	6	3	102	4.6
Pack	16-0	252	25	68	.368	1	4	.250	11	15	.733	7	16	23	49	32	13	0	62	3.9
Mitchell	74-10	726	98	227	.432	10	35	.286	38	49	.776	18	64	82	45	79	12	4	244	3.3
Avery	28-0	258	26	90	.289	6	35	.171	13	19	.684	4	20	24	36	17	7	0	71	2.5
Lopez	67-0	581	59	156	.378	14	33	.424	37	55	.673	29	51	80	39	73	18	1	169	2.5
Evans	10-0	45	9	19	.474	0	3	.000	3	4	.750	3	1	4	4	9	0	0	21	2.1
Woods	60-0	516	33	96	.344	0	2	.000	44	60	.733	46	76	122	22	60	17	34	110	1.8
TIMBERWOLVES	82	19805	3175	6887	.461	396	1047	.378	1399	1754	.798	1059	2562	3621	1993	1739	524	427	8145	99.3
OPPONENTS	82	19805	2962	6654	.445	492	1321	.372	1452	1958	.742	912	2326	3238	1855	1676	542	407	7868	96.0



2001-02 DAY-BY-DAY

G#	DATE	OPPONENT	WOLVES/OPP	RECORD	HIGH POINTS	HIGH REBOUNDS	ATTEND.	G#	DATE	OPPONENT	WOLVES/OPP	RECORD	HIGH POINTS	HIGH REBOUNDS	ATTEND.
1	10/30	PHILADELPHIA	W 83-74	1-0	Billups - 22	Smith - 8	18,697	42	1/25	@ Toronto	L 100-107	30-12	Billups - 17	Nesterovic/Woods - 9	19,800
2	11/2	MEMPHIS	W 111-102	2-0	Garnett - 30	Garnett - 14	16,922	43	1/26	ATLANTA	W 103-80	31-12	Garnett - 20	Garnett - 7	19,828
3	11/3	@ Houston	W 90-88	3-0	Garnett - 37	Garnett - 12	10,724	44	1/29	@ Cleveland	L 81-114	31-13	Garnett - 14	Garnett - 11	14,783
4	11/6	NEW YORK	W 104-94	4-0	Szczerbiak - 35	Garnett - 13	16,444	45	1/30	@ Philadelphia	L 91-96	31-14	Szczerbiak - 31	Smith - 13	20,436
5	11/8	CHICAGO	W 127-74	5-0	Smith - 17	Smith - 8	15,719	46	2/1	@ Boston	W 98-95 (OT)	32-14	Garnett/Brandon - 21	Garnett - 15	18,624
6	11/10	@ Milwaukee	W 98-82	6-0	Garnett - 20	Garnett - 15	18,717	47	2/3	SACRAMENTO	L 107-112	32-15	Garnett - 32	Garnett - 12	19,006
7	11/13	CLEVELAND	L 103-107	6-1	Garnett - 28	Garnett - 14	13,605	48	2/4	@ San Antonio	L 83-113	32-16	Trent - 16	Trent - 8	17,809
8	11/16	@ Indiana	W 120-113 (2OT)	7-1	Garnett - 24	Trent - 12	17,097	49	2/6	PORTLAND	W 113-103	33-16	Szczerbiak - 30	Garnett - 12	16,233
9	11/17	ORLANDO	W 103-95	8-1	Garnett/Smith - 21	Garnett - 16	19,479	50	2/13	PHOENIX	W 107-92	34-16	Garnett - 33	Garnett - 13	18,701
10	11/20	@ Miami	W 80-73	9-1	Szczerbiak - 22	Garnett - 16	15,226	51	2/15	DENVER	L 98-99	34-17	Peeler - 24	Garnett - 14	19,669
11	11/21	@ Orlando	L 106-117	9-2	Smith - 26	Garnett - 13	15,014	52	2/17	MIAMI	W 93-80	35-17	Billups - 23	Garnett - 12	19,279
12	11/24	SAN ANTONIO	W 99-94	10-2	Nesterovic - 24	Garnett/Nesterovic - 12	19,006	53	2/19	@ Dallas	W 117-100	36-17	Billups - 36	Smith - 12	20,035
13	11/27	@ Seattle	L 102-112	10-3	Garnett - 22	Smith - 13	11,663	54	2/21	@ Houston	L 83-89	36-18	Garnett - 19	Garnett - 12	12,620
14	11/28	@ L.A. Clippers	L 75-94	10-4	Szczerbiak - 20	Garnett - 15	16,335	55	2/23	@ San Antonio	W 112-88	37-18	Garnett - 30	Garnett/Nesterovic - 11	34,735
15	12/1	@ L.A. Lakers	L 76-102	10-5	Szczerbiak - 19	Garnett - 14	18,997	56	2/25	@ Charlotte	W 97-92	38-18	Szczerbiak - 24	Jackson - 12	11,222
16	12/4	SEATTLE	W 108-83	11-5	Garnett - 21	Garnett - 15	16,182	57	2/27	L.A. LAKERS	W 112-101	39-18	Garnett - 33	Garnett - 15	19,769
17	12/6	@ Memphis	W 105-80	12-5	Brandon - 22	Garnett - 15	12,861	58	3/1	SAN ANTONIO	L 77-85	39-19	Szczerbiak - 21	Garnett - 10	19,799
18	12/8	HOUSTON	W 107-97	13-5	Garnett - 21	Garnett - 9	16,447	59	3/2	@ Utah	W 116-105	40-19	Garnett - 26	Garnett - 11	18,641
19	12/11	GOLDEN STATE	W 107-86	14-5	Szczerbiak - 22	Smith - 12	15,534	60	3/5	@ Seattle	L 83-97	40-20	Peeler - 20	Garnett - 10	17,072
20	12/12	@ Utah	W 98-87	15-5	Garnett - 24	Szczerbiak - 10	17,870	61	3/6	@ Portland	L 78-85	40-21	Garnett - 19	Garnett - 13	19,233
21	12/14	SACRAMENTO	W 114-94	16-5	Garnett - 29	Garnett - 24	17,113	62	3/8	@ Phoenix	L 76-81	40-22	Szczerbiak - 27	Garnett - 18	16,914
22	12/15	@ Dallas	L 117-125	16-6	Szczerbiak - 27	Smith - 13	19,485	63	3/11	L.A. CLIPPERS	L 99-108	40-23	Garnett - 26	Garnett - 11	17,992
23	12/18	DALLAS	L 103-107	16-7	Billups - 23	Trent - 8	17,079	64	3/13	HOUSTON	L 95-96	40-24	Billups - 23	Garnett - 15	18,101
24	12/19	@ New Jersey	L 112-117 (OT)	16-8	Garnett - 29	Garnett - 21	12,810	65	3/15	INDIANA	L 85-98	40-25	Garnett - 24	Garnett - 12	19,143
25	12/21	CHARLOTTE	W 94-89	17-8	Garnett - 20	Garnett - 14	17,237	66	3/17	UTAH	L 89-96	40-26	Szczerbiak - 33	Garnett - 11	18,113
26	12/22	@ Chicago	W 95-74	18-8	Szczerbiak - 19	Smith - 13	19,121	67	3/19	TORONTO	W 112-80	41-26	Garnett - 20	Nesterovic - 12	17,010
27	12/26	@ Denver	W 94-91	19-8	Billups/Garnett - 22	Garnett - 12	14,726	68	3/21	@ Memphis	W 95-93	42-26	Garnett - 25	Garnett - 14	12,314
28	12/28	@ Sacramento	L 111-125	19-9	Szczerbiak - 31	Nesterovic - 10	17,317	69	3/23	PORTLAND	L 99-108	42-27	Garnett - 23	Garnett - 10	19,497
29	12/30	@ Portland	W 95-93	20-9	Garnett/ Szczerbiak - 27	Garnett - 16	18,543	70	3/26	GOLDEN STATE	L 106-115	42-28	Garnett - 31	Garnett - 7	17,202
30	1/2	MILWAUKEE	W 95-77	21-9	Garnett - 22	Garnett - 19	19,497	71	3/28	DALLAS	W 113-111	43-28	Szczerbiak - 26	Garnett - 18	19,668
31	1/4	UTAH	W 93-86	22-9	Szczerbiak - 37	Garnett - 15	19,579	72	3/29	@ New York	W 98-77	44-28	Szczerbiak - 25	Garnett - 15	19,763
32	1/5	@ Atlanta	W 112-96	23-9	Szczerbiak - 23	Garnett - 14	13,826	73	3/31	NEW JERSEY	W 86-85	45-28	Garnett - 23	Garnett - 22	15,221
33	1/7	DETROIT	W 109-93	24-9	Garnett - 23	Garnett - 12	14,427	74	4/3	MEMPHIS	W 92-81	46-28	Billups - 26	Garnett - 17	17,183
34	1/9	SEATTLE	W 111-106	25-9	Garnett - 29	Garnett - 10	16,561	75	4/4	@ Denver	L 87-88	46-29	Garnett - 21	Garnett - 18	15,509
35	1/11	L.A. LAKERS	W 120-102	26-9	Szczerbiak - 34	Billups - 11	19,806	76	4/6	PHOENIX	W 108-104	47-29	Garnett - 32	Garnett - 11	18,716
36	1/12	@ Washington	W 108-100	27-9	Garnett - 31	Nesterovic - 11	20,674	77	4/8	@ Golden State	W 100-93	48-29	Garnett - 22	Garnett - 12	13,261
37	1/15	L.A. CLIPPERS	W 97-83	28-9	Szczerbiak - 21	Garnett - 12	18,101	78	4/9	@ Sacramento	L 103-122	48-30	Szczerbiak - 16	Garnett - 12	17,317
38	1/18	@ Phoenix	L 100-103 (OT)	28-10	Garnett - 32	Garnett - 14	16,860	79	4/11	@ L.A. Lakers	L 83-96	48-31	Garnett - 18	Garnett - 16	18,997
39	1/19	@ Golden State	W 105-102	29-10	Billups/Garnett - 21	Smith - 9	14,283	80	4/13	@ L.A. Clippers	W 101-98	49-31	Garnett - 35	Garnett - 10	19,567
40	1/21	WASHINGTON	W 105-101	30-10	Garnett - 23	Nesterovic - 7	20,320	81	4/15	BOSTON	L 90-93	49-32	Garnett - 20	Garnett - 11	17,009
41	1/23	@ Detroit	L 83-104	30-11	Billups/Garnett - 19	Garnett - 13	14,623	82	4/17	DENVER	W 104-90	50-32	Szczerbiak - 20	Nesterovic - 8	16,779



2000-01

RECORD: 47-35



BACK ROW (L-R): Sam Jacobson, Reggie Slater, Andrae Patterson, LaPhonso Ellis, Kevin Garnett, Rasho Nesterovic, Dean Garrett, Tom Hammonds, Sam Mitchell, Wally Szczerbiak, Felipe Lopez

MIDDLE ROW (L-R): Trainer Gregg Farnam, Athletic Training Intern Jeff Otte, Physical Therapist Andre Deloya, Terrell Brandon, Anthony Peeler, William Avery, Chauncey Billups, Strength and Conditioning Coach Sol Brandys, Orthopaedic Surgeon Dr. David Fischer, Medical Director Dr. Sheldon Burns

FRONT ROW (L-R): Assistant Coach Don Zierden, Assistant Coach Jimmy Williams, Director of Player Personnel Rob Babcock, President Rob Moor, Owner Glen Taylor, Vice President of Basketball Operations Kevin McHale, General Manager/Head Coach Flip Saunders, Director of Scouting and Player Development/Assistant Coach Jerry Sichting, Assistant Coach Greg Ballard, Special Assistant to the VP of Basketball Operations Ed Prohovsky

PLAYER	G/GS	MIN	FIELD GOALS			3-POINT FG			FREE THROWS			REBOUNDS			AST	PF	STL	BLK	PTS	AVG
			FG	FGA	PCT	FG	FGA	PCT	FT	FTA	PCT	OFF	DEF	TOT						
Garnett	81/81	3202	704	1475	.477	19	66	.288	357	467	.764	219	702	921	401	204	111	145	1784	22.0
Brandon	78/78	2821	511	1134	.451	33	91	.363	195	224	.871	60	238	298	583	138	161	21	1250	16.0
Szczerbiak	82/82	2856	469	920	.510	26	77	.338	181	208	.870	133	314	447	260	226	59	33	1145	14.0
Peeler	75/41	2126	308	732	.421	100	256	.391	75	87	.862	44	148	192	192	166	91	18	791	10.5
Ellis	82/5	1948	298	642	.464	7	22	.318	169	214	.790	199	295	494	93	290	67	74	772	9.4
Billups	77/33	1790	248	587	.422	73	194	.376	144	171	.842	32	126	158	260	178	51	11	713	9.3
Lopez (TOT)	70/48	1565	211	478	.441	19	52	.365	109	156	.699	55	179	234	107	156	62	30	550	7.9
Lopez (MIN)	23/10	457	69	152	.454	13	23	.565	19	33	.576	25	49	74	34	46	21	12	170	7.4
Slater	55/16	686	90	175	.514	0	0	---	74	110	.673	78	108	186	26	126	18	9	254	4.6
Nesterovic	73/39	1233	147	319	.461	0	1	.000	34	65	.523	99	187	286	45	189	25	63	328	4.5
Day	31/0	345	44	118	.373	26	69	.377	18	23	.783	10	27	37	28	52	10	7	132	4.3
Mitchell	82/4	983	118	289	.408	9	43	.209	40	55	.727	28	95	123	57	117	26	10	285	3.5
Avery	55/0	463	55	144	.382	16	59	.271	28	36	.778	5	24	29	75	48	13	4	154	2.8
Garrett	70/21	831	75	156	.481	0	0	---	27	39	.692	65	152	217	24	93	26	49	177	2.5
Jacobson	14/0	59	9	18	.500	0	0	---	2	3	.667	3	3	6	4	19	3	0	20	1.4
Hammonds	7/0	30	3	10	.300	0	0	---	1	2	.500	2	2	4	1	8	0	0	7	1.0
TIMBERWOLVES	82	19830	3148	6871	.458	322	901	.357	1364	1737	.785	1002	2470	3472	2083	1900	682	456	7982	97.3
OPPONENTS	82	19830	2977	6588	.452	350	996	.351	1567	2164	.724	967	2505	3472	1834	1655	583	357	7871	96.0



2000-01 DAY-BY-DAY

G#	DATE	OPPONENT	WOLVES/OPP	RECORD	HIGH POINTS	HIGH REBOUNDS	ATTEND.	G#	DATE	OPPONENT	WOLVES/OPP	RECORD	HIGH POINTS	HIGH REBOUNDS	ATTEND.
1	10/31	@ Houston	W 106-98	1-0	Garnett - 28	Nesterovic - 13	11,327	43	1/23	PHOENIX	W 82-73	25-18	Brandon - 26	Garnett - 13	19,677
2	11/2	@ San Antonio	L 91-103	1-1	Garnett - 21	Garrett - 12	14,193	44	1/25	ORLANDO	W 109-100	26-18	Ellis - 24	Garnett - 18	17,345
3	11/4	SACRAMENTO	W 99-91	2-1	Garnett - 28	Garnett - 12	19,006	45	1/27	PORTLAND	W 93-80	27-18	Brandon - 22	Garnett - 11	19,367
4	11/6	@ Utah	L 92-98	2-2	Brandon - 25	Garnett - 9	19,911	46	1/29	MILWAUKEE	W 99-96	28-18	Garnett - 29	Garnett - 18	17,171
5	11/8	@ Denver	L 107-109 (OT)	2-3	Garnett - 26	Garnett - 16	10,549	47	1/31	L.A. LAKERS	W 96-83	29-18	Garnett - 21	Garnett/Ellis - 10	19,006
6	11/9	PHILADELPHIA	L 82-84	2-4	Garnett - 24	Garnett - 9	16,119	48	2/1	@ Cleveland	W 90-81	30-18	Brandon - 27	Garnett - 10	13,904
7	11/11	@ Milwaukee	W 103-92	3-4	Billups - 31	Szczerbiak - 12	18,717	49	2/3	@ Toronto	W 108-105	31-18	Garnett - 30	Garnett - 13	19,800
8	11/15	GOLDEN STATE	W 92-90	4-4	Garnett - 24	Nesterovic - 11	16,034	50	2/7	SACRAMENTO	W 117-88	32-18	Garnett - 40	Garnett - 7	18,274
9	11/17	SAN ANTONIO	W 99-94 (OT)	5-4	Garnett - 32	Garnett - 12	17,288	51	2/13	@ Portland	L 88-109	32-19	Garnett - 20	Garnett - 14	19,987
10	11/18	@ Atlanta	W 94-84	6-4	Garnett - 25	Garnett - 11	13,036	52	2/14	@ Phoenix	L 96-104	32-20	Garnett/Ellis - 20	Ellis - 13	17,747
11	11/22	VANCOUVER	W 101-100	7-4	Garnett - 24	Ellis/Nesterovic - 12	16,783	53	2/16	SAN ANTONIO	L 85-91	32-21	Garnett - 31	Garnett - 16	18,881
12	11/24	@ L.A. Lakers	L 108-115	7-5	Brandon - 27	Garnett - 7	18,997	54	2/18	VANCOUVER	L 102-110	32-22	Garnett/Ellis - 16	Garnett - 13	18,693
13	11/25	@ Golden State	L 93-114	7-6	Garnett - 22	Garnett - 12	14,268	55	2/21	HOUSTON	L 83-89	32-23	Garnett - 23	Garnett - 15	16,541
14	11/28	@ Chicago	W 96-76	8-6	Szczerbiak - 18	Garnett - 12	22,204	56	2/23	GOLDEN STATE	W 122-83	33-23	Brandon - 27	Brandon - 10	19,006
15	11/29	DENVER	L 100-107	8-7	Garnett - 25	Garnett - 13	15,227	57	2/25	@ Indiana	L 100-110	33-24	Garnett - 23	Garnett - 14	18,345
16	12/1	@ Boston	W 102-98	9-7	Billups - 29	Garnett - 13	14,630	58	2/28	DETROIT	W 111-100	34-24	Brandon - 23	Garnett - 10	16,273
17	12/2	@ New York	L 90-100	9-8	Garnett - 21	Garnett/Szczerbiak - 7	19,763	59	3/2	@ Denver	W 89-71	35-24	Garnett - 24	Garnett - 14	17,844
18	12/5	CHICAGO	W 100-90	10-8	Garnett - 25	Garnett/Ellis - 8	16,170	60	3/4	SEATTLE	W 119-111 (OT)	36-24	Szczerbiak - 27	Garnett - 16	19,006
19	12/7	WASHINGTON	W 105-88	11-8	Brandon/Garnett - 24	Garnett - 7	16,018	61	3/6	@ Charlotte	W 95-89	37-24	Garnett - 22	Garnett - 13	12,630
20	12/9	L.A. CLIPPERS	W 85-73	12-8	Garnett - 23	Szczerbiak - 12	16,143	62	3/9	@ Miami	L 79-86	37-25	Szczerbiak - 19	Garnett - 13	16,500
21	12/11	@ Philadelphia	W 96-91 (OT)	13-8	Garnett - 23	Garnett - 12	18,707	63	3/10	@ Orlando	L 93-105	37-26	Garnett - 21	Garnett - 15	17,248
22	12/12	@ New Jersey	L 94-116	13-9	Garnett - 21	Garnett - 10	11,649	64	3/12	MIAMI	W 94-77	38-26	Garnett - 24	Garnett - 15	17,882
23	12/15	@ Detroit	W 99-90	14-9	Garnett - 26	Garnett - 13	13,744	65	3/14	@ San Antonio	L 100-106 (OT)	38-27	Garnett - 24	Garnett - 13	35,676
24	12/16	INDIANA	W 113-110 (OT)	15-9	Garnett - 34	Garnett - 20	17,249	66	3/15	@ Dallas	L 83-103	38-28	Garnett - 28	Garnett - 16	17,472
25	12/19	@ Golden State	L 99-120	15-10	Garnett - 29	Garnett - 16	13,367	67	3/18	CLEVELAND	W 91-76	39-28	Garnett - 21	Ellis - 12	18,718
26	12/20	@ L.A. Clippers	L 96-103	15-11	Garnett - 22	Garnett - 7	15,636	68	3/21	DALLAS	W 109-97	40-28	Garnett - 28	Garnett - 15	18,101
27	12/22	CHARLOTTE	L 74-83	15-12	Garnett - 20	Garrett - 12	16,327	69	3/23	DENVER	W 101-90	41-28	Garnett - 30	Garnett - 15	18,777
28	12/23	UTAH	L 92-98	15-13	Garnett - 20	Garnett - 9	16,789	70	3/25	NEW JERSEY	W 105-91	42-28	Brandon - 34	Garnett - 18	19,006
29	12/26	TORONTO	W 100-97	16-13	Brandon - 24	Garnett - 9	16,828	71	3/28	@ Seattle	L 93-94	42-29	Garnett - 21	Garnett - 9	15,916
30	12/28	ATLANTA	W 88-81	17-13	Peeler - 22	Garnett - 12	16,801	72	3/30	@ Sacramento	L 98-110	42-30	Brandon - 20	Lopez - 9	17,317
31	12/30	NEW YORK	L 79-88	17-14	Szczerbiak - 22	Garnett - 10	18,322	73	4/1	@ Portland	W 99-95	43-30	Brandon - 30	Garnett - 10	20,580
32	1/1	HOUSTON	W 106-96	18-14	Garnett - 21	Szczerbiak - 10	14,779	74	4/4	PORTLAND	W 83-79	44-30	Garnett - 18	Garnett - 18	17,207
33	1/2	@ Washington	L 108-115	18-15	Garnett - 31	Ellis - 10	11,712	75	4/6	PHOENIX	W 101-88	45-30	Garnett - 25	Garnett - 10	18,627
34	1/4	SEATTLE	W 105-92	19-15	Peeler - 22	Szczerbiak - 11	16,045	76	4/8	L.A. LAKERS	L 99-104	45-31	Brandon - 23	Garnett - 8	20,099
35	1/7	@ Phoenix	W 108-88	20-15	Peeler - 28	Peeler - 10	17,531	77	4/10	@ Vancouver	W 104-91	46-31	Szczerbiak - 28	Garnett - 14	10,430
36	1/8	@ Sacramento	L 97-100	20-16	Garnett - 26	Szczerbiak - 9	17,317	78	4/12	@ L.A. Lakers	L 102-119	46-32	Brandon - 21	Ellis - 10	18,997
37	1/10	DALLAS	L 86-106	20-17	Garnett - 26	Garnett - 13	16,274	79	4/13	@ L.A. Clippers	L 105-111	46-33	Garnett - 23	Garnett - 12	18,964
38	1/12	L.A. CLIPPERS	W 95-89	21-17	Brandon/Garnett - 17	Garnett - 10	16,837	80	4/15	UTAH	W 107-100	47-33	Garnett/	Slater - 7	17,447
39	1/15	BOSTON	L 102-107	21-18	Garnett - 23	Garnett - 9	17,228						Szczerbiak - 17		
40	1/17	@ Utah	W 89-81	22-18	Garnett - 23	Garnett - 11	18,590	81	4/17	@ Houston	L 87-114	47-34	Avery/	Garnett - 6	16,285
41	1/19	@ Seattle	W 98-93	23-18	Peeler - 24	Garnett - 17	15,515						Szczerbiak - 16		
42	1/21	@ Vancouver	W 96-94	24-18	Brandon/Garnett - 20	Garnett - 9	13,108	82	4/18	@ Dallas	L 100-120	47-35	Billups - 21	Lopez - 10	18,187



1999-2000

RECORD: 50-32



BACK ROW (L-R): Sam Mitchell, Malik Sealy, Joe Smith, Kevin Garnett, Rasho Nesterovic, Dean Garrett, Tom Hammonds, Andrae Patterson, Wally Szczerbiak

MIDDLE ROW (L-R): Strength and Conditioning Coach Sol Brandys, Assistant Trainer Chris Strickland, Assistant Trainer Gregg Farnam, Trainer Chris Palmer, Terrell Brandon, Anthony Peeler, William Avery, Bobby Jackson, Video Coordinator Don Zierden, Medical Director Dr. Sheldon Burns, Orthopaedic Surgeon Dr. David Fischer.

FRONT ROW (L-R): Director of Scouting and Player Development/Assistant Coach Jerry Sichting, Assistant Coach Greg Ballard, Director of Player Personnel Rob Babcock, President Rob Moor, Owner Glen Taylor, Vice President of Basketball Operations Kevin McHale, General Manager/Head Coach Flip Saunders, Assistant Coach Sidney Lowe, Special Assistant to the VP of Basketball Operations Ed Prohovsky

	FIELD GOALS					3-POINT FG			FREE THROWS			REBOUNDS									
PLAYER	G/GS	MIN	FG	FGA	PCT	FG	FGA	PCT	FT	FTA	PCT	OFF	DEF	TOT	AST	PF	STL	BLK	PTS	AVG	
Garnett	81/81	3243	759	1526	.497	30	81	.370	309	404	.785	223	733	956	401	205	120	126	1857	22.9	
Brandon	71/71	2587	486	1042	.466	53	132	.402	187	208	.899	44	194	238	629	158	134	30	1212	17.1	
Szczerbiak	73/53	2171	342	669	.511	28	78	.359	133	161	.826	89	183	272	201	175	58	23	845	11.6	
Sealy	82/61	2392	371	780	.476	10	35	.286	177	218	.812	119	233	352	197	197	76	19	929	11.3	
Smith	78/9	1975	289	623	.464	1	1	1.000	195	258	.756	186	298	484	88	302	45	85	774	9.9	
Peeler	82/22	2073	316	725	.436	85	255	.333	87	109	.798	58	174	232	195	171	62	10	804	9.8	
Mitchell	66/24	1227	168	376	.447	10	23	.435	81	92	.880	28	110	138	111	116	27	14	427	6.5	
Nesterovic	82/55	1723	206	433	.476	0	2	.000	59	103	.573	135	244	379	93	262	21	85	471	5.7	
Jackson	73/10	1034	140	346	.405	13	46	.283	76	98	.776	50	103	153	172	114	48	7	369	5.1	
Avery	59/1	484	56	181	.309	18	63	.286	24	36	.667	8	32	40	88	60	14	2	154	2.6	
Hammonds	56/0	372	42	97	.433	0	0	----	33	56	.589	34	67	101	10	55	8	3	117	2.1	
Garrett	56/23	604	48	108	.44	0	0	----	18	26	.692	41	99	140	19	94	8	40	114	2.0	
Patterson	5/0	20	3	4	.750	0	0	----	0	0	----	1	1	2	1	4	1	0	6	1.2	
TIMBERWOLVES	82	19905	3226	6910	.467	248	716	.346	1379	1769	.780	1016	2471	3487	2205	1913	622	444	8079	98.5	
OPPONENTS	82	19905	2924	6576	.445	380	1066	.356	1644	2185	.752	916	2440	3356	1737	1685	591	344	7872	96.0	



1999-2000

DAY-BY-DAY

G#	DATE	OPPONENT	WOLVES/OPP	RECORD	HIGH POINTS	HIGH REBOUNDS	ATTEND.	G#	DATE	OPPONENT	WOLVES/OPP	RECORD	HIGH POINTS	HIGH REBOUNDS	ATTEND.
1	11/5	@ Sacramento	L 95-100	0-1	Garnett - 34	Garnett - 17	32,623	45	2/5	@ Denver	W 105-97 (OT)	27-18	Garnett - 30	Garnett - 14	19,099
2	11/6	SACRAMENTO	W 114-101	1-1	Garnett - 31	Garnett - 12	34,013	46	2/9	@ L.A. Lakers	L 81-114	27-19	Garnett - 29	Garnett - 6	18,843
3	11/11	NEW YORK	W 93-90	2-1	Garnett - 35	Garnett - 14	18,397	47	2/10	@ Phoenix	L 85-101	27-20	Mitchell - 16	Garnett - 13	19,023
4	11/13	PHOENIX	W 111-100	3-1	Nesterovic - 23	Garnett - 12	20,003	48	2/15	DENVER	L 104-107 (OT)	27-21	Garnett - 24	Garnett - 11	14,117
5	11/17	L.A. CLIPPERS	L 85-89	3-2	Garnett - 23	Garnett - 20	13,677	49	2/16	@ New York	L 89-93	27-22	Garnett - 23	Garnett - 13	19,763
6	11/19	UTAH	W 89-84	4-2	Garnett - 29	Garnett - 11	17,517	50	2/18	VANCOUVER	W 103-91	28-22	Brandon - 21	Garnett - 10	17,101
7	11/21	@ Vancouver	W 105-81	5-2	Szczerbiak - 19	Garnett - 14	12,493	51	2/20	NEW JERSEY	L 89-91	28-23	Garnett - 27	Garnett - 18	19,449
8	11/22	@ Utah	L 93-108	5-3	Brandon - 21	Garnett - 7	19,725	52	2/22	GOLDEN STATE	W 112-89	29-23	Brandon/	Garnett - 14	13,992
9	11/24	PORTLAND	L 81-88	5-4	Szczerbiak - 26	Garnett - 19	16,219						Szczerbiak - 21		
10	11/26	@ Denver	L 105-114	5-5	Smith - 18	Nesterovic - 9	18,506	53	2/24	L.A. CLIPPERS	W 116-91	30-23	Smith - 18	Garnett/Smith	13,089
11	11/27	VANCOUVER	W 113-82	6-5	Garnett - 20	Jackson - 7	16,881							Szczerbiak - 8	
12	11/30	DENVER	W 109-92	7-5	Smith - 26	Smith - 9	13,117	54	2/25	@ Toronto	W 107-85	31-23	Garnett - 28	Garnett - 12	19,800
13	12/2	ORLANDO	L 93-103	7-6	Smith - 18	Smith - 13	13,228	55	2/27	SAN ANTONIO	W 102-98	32-23	Garnett - 29	Garnett - 16	19,654
14	12/4	DALLAS	L 84-103	7-7	Garnett - 20	Smith - 17	16,671	56	2/29	CHARLOTTE	L 87-92	32-24	Garnett - 21	Garnett - 9	15,922
15	12/8	@ Seattle	L 94-110	7-8	Garnett - 22	Garnett - 12	13,180	57	3/2	@ San Antonio	W 108-102	33-24	Garnett - 23	Garnett - 13	16,320
16	12/9	@ Portland	L 86-90	7-9	Garnett - 26	Garnett - 7	19,980	58	3/4	@ Milwaukee	W 91-84	34-24	Brandon - 22	Smith - 13	17,632
17	12/11	GOLDEN STATE	L 76-104	7-10	Nesterovic - 23	Nesterovic - 13	17,739	59	3/5	SEATTLE	W 105-100 (OT)	35-24	Garnett - 21	Garnett - 13	15,006
18	12/14	@ Atlanta	L 94-105	7-11	Garnett - 22	Garnett - 15	14,070	60	3/7	WASHINGTON	L 86-90	35-25	Garnett/	Garnett - 13	14,227
19	12/15	@ Charlotte	L 98-103	7-12	Sealy - 27	Garnett - 20	16,303						Szczerbiak - 26		
20	12/17	L.A. LAKERS	L 88-97	7-13	Garnett - 28	Garnett - 21	19,354	61	3/9	@ Dallas	W 100-79	36-25	Garnett - 22	Garnett - 13	13,435
21	12/18	@ Dallas	W 108-104	8-13	Garnett - 27	Garnett - 14	13,702	62	3/11	@ Houston	W 100-86	37-25	Brandon - 24	Garnett - 15	16,285
22	12/20	@ Cleveland	W 100-94	9-13	Garnett - 24	Garnett - 18	13,911	63	3/14	@ Phoenix	L 100-107	37-26	Brandon - 18	Garnett - 11	19,023
23	12/22	@ Chicago	W 106-86	10-13	Garnett - 22	Garnett - 13	22,102	64	3/16	@ Portland	W 96-92	38-26	Brandon - 25	Garnett - 12	20,060
24	12/23	SEATTLE	W 109-102	11-13	Brandon - 30	Garnett - 14	16,773	65	3/19	MILWAUKEE	W 109-82	39-26	Brandon - 28	Garnett - 8	15,551
25	12/27	@ Orlando	W 107-105	12-13	Garnett - 26	Garnett - 23	14,703	66	3/21	CLEVELAND	W 111-107 (OT)	40-26	Garnett - 29	Garnett - 14	13,404
26	12/28	@ Miami	L 78-89	12-14	Garnett - 16	Garnett - 9	15,200	67	3/22	@ Boston	W 109-106	41-26	Garnett - 40	Garnett/Sealy - 8	16,606
27	12/30	CHICAGO	W 94-76	13-14	Garnett - 22	Garnett - 11	19,623	68	3/24	@ New Jersey	W 116-115 (OT)	42-26	Garnett - 38	Garnett/Sealy/	17,655
28	1/4	SAN ANTONIO	W 91-88	14-14	Sealy - 22	Garnett - 11	15,179						Szczerbiak - 8		
29	1/6	PORTLAND	W 98-96	15-14	Garnett/Sealy - 27	Brandon - 8	15,223	69	3/26	TORONTO	W 106-101 (OT)	43-26	Garnett - 34	Garnett - 10	19,902
30	1/8	@ Detroit	W 110-105	16-14	Brandon - 28	Garnett - 14	20,529	70	3/28	PHILADELPHIA	L 100-102	43-27	Garnett - 31	Smith - 12	16,991
31	1/9	@ Philadelphia	W 123-112	17-14	Brandon - 27	Brandon - 10	20,232	71	3/30	HOUSTON	W 122-90	44-27	Garnett - 25	Smith - 10	15,009
32	1/11	MIAMI	L 106-116	17-15	Garnett - 35	Garnett - 9	15,121	72	3/31	@ Indiana	L 85-109	44-28	Brandon - 24	Garnett - 12	18,345
33	1/13	BOSTON	W 103-85	18-15	Brandon - 20	Garnett - 10	14,659	73	4/2	PHOENIX	L 86-87	44-29	Sealy - 19	Garnett - 13	19,006
34	1/15	L.A. LAKERS	L 91-104	18-16	Garnett - 22	Garnett - 10	19,767	74	4/4	ATLANTA	W 86-76 (OT)	45-29	Garnett, Smith - 18	Garnett - 14	13,233
35	1/17	INDIANA	W 101-100	19-16	Garnett - 37	Garnett - 13	16,731	75	4/6	@ L.A. Clippers	W 112-90	46-29	Garnett - 28	Nesterovic - 13	15,317
36	1/19	@ Utah	W 91-88	20-16	Garnett - 31	Garnett - 10	19,678	76	4/7	@ Sacramento	W 95-92	47-29	Brandon - 30	Garnett - 14	17,317
37	1/21	@ L.A. Clippers	W 95-89	21-16	Mitchell - 20	Sealy - 8	12,853	77	4/10	DETROIT	W 102-100	48-29	Garnett - 25	Garnett - 9	15,374
38	1/23	@ Golden State	W 99-81	22-16	Garnett - 22	Garnett - 15	11,569	78	4/12	@ Seattle	L 83-110	48-30	Garnett - 18	Smith - 10	14,178
39	1/25	@ Houston	W 92-84	23-16	Garnett - 27	Garnett - 12	15,094	79	4/14	@ Vancouver	W 104-94 (2OT)	49-30	Garnett/Brandon/	Garnett/Smith - 12	17,748
40	1/27	@ San Antonio	L 80-92	23-17	Garnett - 26	Garnett - 8	15,911						Szczerbiak - 20		
41	1/29	UTAH	W 96-94	24-17	Garnett - 29	Garnett - 13	19,006	80	4/16	@ L.A. Lakers	L 95-101	49-31	Brandon - 18	Garnett - 15	18,912
42	1/31	SACRAMENTO	W 105-90	25-17	Garnett - 31	Garnett - 12	18,046	81	4/17	@ Golden State	W 101-96	50-31	Brandon - 21	Nesterovic/Smith - 11	11,362
43	2/2	@ Washington	L 93-103	25-18	Garnett - 22	Garnett - 11	14,005	82	4/19	DALLAS	L 107-113	50-32	Peeler - 22	Jackson/Smith - 8	16,818
44	2/4	HOUSTON	W 102-85	26-18	Garnett - 23	Garnett - 18	18,223								



1998-99
RECORD: 25-25



BACK ROW (L-R): Trainer Chris Palmer, Tom Hammonds, Dean Garrett, Trevor Winter, Kevin Garnett, Joe Smith, Bill Curley, Andrae Patterson, Medical Director Dr. Sheldon Burns

MIDDLE ROW (L-R): Assistant Trainer Gregg Farnam, Bobby Jackson, Anthony Peeler, Dennis Scott, Sam Mitchell, Malik Sealy, Reggie Jordan, James Robinson, Terrell Brandon, Orthopaedic Surgeon Dr. David Fischer

FRONT ROW (L-R): Strength and Conditioning Coach Sol Brandys, Director of Player Personnel Rob Babcock, Assistant Coach Greg Ballard, Assistant Coach Randy Wittman, Vice President of Basketball Operations Kevin McHale, Owner Glen Taylor, General Manager/Head Coach Flip Saunders, President Rob Moor, Director of Scouting and Player Development/Assistant Coach Jerry Sichting,

PLAYER	G/GS	MIN	FIELD GOALS			3-POINT FG			FREE THROWS			REBOUNDS			AST	PF	STL	BLK	PTS	AVG
			FG	FGA	PCT	FG	FGA	PCT	FT	FTA	PCT	OFF	DEF	TOT						
Garnett	47/47	1780	414	900	.460	4	14	.286	145	206	.760	166	323	489	202	152	78	83	977	20.8
Marbury	18/18	661	124	304	.408	8	39	.205	63	87	.724	17	45	62	167	44	29	5	319	17.7
Brandon (TOT)	36/34	1217	212	507	.418	12	47	.255	65	78	.833	27	107	134	309	82	63	10	501	13.9
Brandon (MIN)	21/20	712	127	299	.425	5	19	.263	39	47	.830	16	65	81	205	57	39	7	298	14.2
Smith	43/42	1418	223	522	.427	0	3	.00	142	188	.755	154	200	354	68	147	32	66	588	13.7
Mitchell	50/20	1344	213	522	.408	9	38	.237	126	165	.764	55	127	182	98	111	35	16	561	11.2
Peeler	28/28	810	103	272	.379	34	114	.298	30	41	.732	30	54	84	78	60	35	6	270	9.6
Sealy	31/7	731	95	231	.411	6	23	.261	55	61	.902	23	69	92	36	68	30	5	251	8.1
Jackson	50/12	941	141	348	.405	10	27	.370	61	79	.772	43	92	135	167	75	39	3	353	7.1
Scott (TOT)	36/9	738	87	213	.408	37	97	.381	23	31	.742	8	50	58	40	49	15	3	234	6.5
Scott (MIN)	21/9	532	70	157	.446	29	68	.426	22	27	.815	5	33	38	32	32	12	2	191	9.1
Robinson (TOT)	31/0	506	67	185	.362	21	74	.284	28	41	.683	18	44	62	56	60	22	8	183	5.9
Robinson (MIN)	17/0	226	28	87	.322	13	44	.295	8	14	.571	8	27	35	38	31	8	5	77	4.5
Garrett	49/37	1054	116	231	.502	0	0	----	38	51	.745	99	158	257	28	113	30	45	270	5.5
Hammonds	49/0	716	82	179	.458	0	0	----	48	75	.640	54	82	136	20	88	8	7	212	4.3
Nesterovic	2/0	30	3	12	.250	0	0	----	2	2	1.000	3	5	8	1	5	0	0	8	4.0
Patterson	35/0	284	43	97	.443	0	5	.000	28	36	.778	30	35	65	15	62	19	7	114	3.3
Curley	35/7	372	29	72	.403	1	5	.200	19	22	.864	20	31	51	14	83	17	9	78	2.2
Evans (TOT)	16/0	145	13	44	.295	4	13	.308	4	4	1.000	6	13	19	15	8	5	3	34	2.1
Evans (MIN)	5/0	24	2	10	.200	0	2	.000	0	0	----	2	0	2	1	1	2	0	4	0.8
Carr	11/2	81	9	26	.346	3	9	.333	2	4	.500	0	12	12	7	9	1	1	23	2.1
Jordan	27/1	296	15	54	.278	0	0	----	21	38	.553	27	32	59	41	38	12	5	51	1.9
Grant	4/0	8	1	4	.250	0	0	----	0	0	----	1	0	1	0	4	0	0	2	0.5
Winter	1/0	5	0	0	----	0	0	----	0	0	----	1	2	3	0	5	0	0	0	0.0
TIMBERWOLVES	50	12025	1838	4327	.425	122	410	.298	849	1143	.743	754	1392	2146	1218	1185	426	272	4647	92.9
OPPONENTS	50	12025	1680	3823	.439	213	654	.326	1055	1470	.718	591	1563	2154	1114	1017	363	262	4628	92.6



1998-99

DAY-BY-DAY

G#	DATE	OPPONENT	WOLVES/OPP	RECORD	HIGH POINTS	HIGH REBOUNDS	ATTEND.
1	2/5	@ Denver	W 110-92	1-0	Smith - 23	Garrett - 7	17,171
2	2/6	@ San Antonio	L 82-96	1-1	Garnett - 19	Garnett - 16	21,319
3	2/9	SAN ANTONIO	W 74-70	2-1	Sealy - 16	Garnett - 12	16,422
4	2/11	L.A. LAKERS	W 86-75	3-1	Garnett - 21	Jackson - 6	19,006
5	2/14	@ L.A. Clippers	W 95-73	4-1	Garnett - 24	Garnett - 11	8,592
6	2/15	@ Golden State	L 99-101	4-2	Garnett - 29	Garnett - 10	13,118
7	2/17	HOUSTON	W 116-102	5-2	Marbury - 40	Garnett - 9	18,151
8	2/19	VANCOUVER	W 115-96	6-2	Marbury - 23	Garnett - 11	17,907
9	2/21	SACRAMENTO	W 102-90	7-2	Smith - 30	Garnett - 19	16,848
10	2/22	SAN ANTONIO	W 95-89	8-2	Mitchell - 17	Garnett - 11	15,374
11	2/25	@ New York	L 113-115 (OT)	8-3	Garnett - 25	Smith - 16	19,763
12	2/26	@ Toronto	L 92-102	8-4	Marbury - 17	Garnett/Smith - 9	15,122
13	2/28	PORTLAND	L 93-100	8-5	Marbury - 25	Garnett/Smith - 9	16,219
14	3/2	GOLDEN STATE	W 89-78	9-5	Garnett - 27	Garnett - 14	14,776
15	3/4	@ Vancouver	W 102-93	10-5	Garnett - 23	Smith - 9	13,329
16	3/5	@ Portland	L 85-97	10-6	Marbury - 18	Smith - 12	19,264
17	3/7	@ Seattle	W 88-77	11-6	Garnett - 19	Garnett - 14	17,072
18	3/9	SEATTLE	W 85-84	12-6	Garnett - 22	Garnett - 16	17,237
19	3/11	@ Golden State	L 82-89	12-7	Garnett - 22	Smith - 15	11,150
20	3/12	@ Sacramento	W 101-95	13-7	Garnett - 26	Garnett - 17	17,317
21	3/13	@ Utah	L 72-99	13-8	Garnett - 22	Garnett - 14	19,911
22	3/15	UTAH	L 83-90	13-9	Smith - 26	Smith - 17	18,447
23	3/16	L.A. LAKERS	L 101-107	13-10	Smith - 22	Smith - 13	19,006
24	3/18	@ Vancouver	L 81-86	13-11	Garnett - 20	Smith - 12	17,466
25	3/19	@ Denver	W 105-101	14-11	Garnett - 28	Garrett/Smith - 8	14,219

G#	DATE	OPPONENT	WOLVES/OPP	RECORD	HIGH POINTS	HIGH REBOUNDS	ATTEND.
26	3/21	L.A. CLIPPERS	L 85-100	14-12	Garnett - 27	Garnett/Smith - 8	15,371
27	3/24	@ Boston	W 87-68	15-12	Garnett/Scott - 22	Garnett - 14	18,128
28	3/26	MIAMI	W 100-93	16-12	Garnett - 19	Garrett - 9	19,006
29	3/28	MILWAUKEE	L 85-94	16-13	Mitchell - 20	Garnett - 18	18,449
30	3/30	DALLAS	W 98-78	17-13	Garnett/Brandon - 22	Garnett - 9	15,609
31	4/2	DENVER	W 107-88	18-13	Garnett - 28	Brandon - 8	15,979
32	4/3	SACRAMENTO	W 105-96	19-13	Garnett - 24	Garnett - 10	17,011
33	4/5	DALLAS	W 100-93	20-13	Garnett/Mitchell - 18	Garnett - 9	14,107
34	4/7	@ Phoenix	L 82-90	20-14	Garnett - 19	Garnett - 13	19,023
35	4/8	@ L.A. Clippers	L 91-99	20-15	Garnett - 15	Garrett - 10	7,205
36	4/9	@ L.A. Lakers	L 89-96	20-16	Hammonds - 22	Garnett - 16	17,505
37	4/11	DETROIT	W 88-79	21-16	Garnett - 20	Smith - 17	19,006
38	4/12	HOUSTON	L 90-95	21-17	Garnett/Mitchell - 21	Garnett - 9	16,093
39	4/14	@ San Antonio	L 79-95	21-18	Jackson - 14	Garrett - 6	15,864
40	4/15	@ Dallas	L 95-10	21-19	Smith - 21	Smith - 9	13,034
41	4/16	VANCOUVER	W 89-75	22-19	Smith - 26	Smith - 12	18,347
42	4/18	UTAH	L 76-97	22-20	Garnett - 18	Garnett - 8	17,472
43	4/21	@ Seattle	L 105-119	22-21	Garnett - 23	Garnett - 7	17,072
44	4/23	@ Sacramento	L 97-105	22-22	Garnett - 29	Garnett - 9	17,317
45	4/25	@ Portland	L 84-100	22-23	Garnett - 30	Garnett/Smith - 4	20,437
46	4/28	PHOENIX	W 97-92	23-23	Mitchell - 25	Smith - 13	16,771
47	4/30	GOLDEN STATE	W 90-85	24-23	Garnett - 28	Garnett - 15	18,157
48	5/1	L.A. CLIPPERS	W 103-93	25-23	Garnett - 19	Garnett - 14	17,203
49	5/4	@ Houston	L 83-100	25-24	Garnett - 18	Brandon - 9	16,285
50	5/5	@ Phoenix	L 96-100	25-25	Garnett - 20	Garnett - 11	18,773



1997-98

RECORD: 45-37



BACK ROW (L-R): Bill Curley, Matt Fish, Clifford Rozier, Paul Grant, Stanley Roberts, Kevin Garnett, Tom Gugliotta, Cherokee Parks

MIDDLE ROW (L-R): Trainer Chris Palmer, Assistant Trainer Gregg Farnam, Strength and Conditioning Coach Sol Brandys, Shane Heal, Stephon Marbury, Reggie Jordan, Doug West, Sam Mitchell, Chris Carr, Terry Porter, Micheal Williams, DeJuan Wheat, Orthopaedic Surgeon Dr. David Fischer, Medical Director Dr. Sheldon Burns

FRONT ROW (L-R): Video Coordinator Trey Schwab, Director of Player Personnel Rob Babcock, Assistant Coach Greg Ballard, Assistant Coach Randy Wittman, Vice President of Basketball Operations Kevin McHale, Owner Glen Taylor, General Manager/Head Coach Flip Saunders, President Rob Moor, Director of Scouting and Player Development/Assistant Coach Jerry Sichting, Special Assistant to the VP of Basketball Operations Ed Prohovsky.

PLAYER	G/GS	MIN	FIELD GOALS			3-POINT FG			FREE THROWS			REBOUNDS				AST	PF	STL	BLK	PTS	AVG
			FG	FGA	PCT	FG	FGA	PCT	FT	FTA	PCT	OFF	DEF	TOT							
Gugliotta	41/41	1582	319	635	.502	2	17	.118	183	223	.821	106	250	356	167	102	61	22	823	20.1	
Garnett	82/82	3222	635	1293	.491	3	16	.188	245	332	.738	222	564	786	348	224	139	150	1518	18.5	
Marbury	82/81	3112	513	1237	.415	95	304	.313	329	450	.731	58	172	230	704	222	104	7	1450	17.7	
Mitchell	81/33	2239	371	800	.464	15	43	.349	243	292	.832	118	267	385	107	200	64	22	1000	12.3	
Peeler (TOT)	38/32	1193	190	420	.452	53	125	.424	36	47	.766	37	86	123	137	97	61	6	469	12.3	
Peeler (MIN)	30/24	991	155	348	.445	48	106	.453	32	41	.780	31	72	103	114	81	52	6	390	13.0	
Carr	51/40	1165	190	452	.420	40	127	.315	84	99	.848	43	112	155	85	129	17	11	504	9.9	
Porter	82/8	1786	259	577	.449	92	233	.395	167	195	.856	37	131	168	271	103	63	16	777	9.5	
Parks	79/43	1703	224	449	.499	0	1	.000	110	169	.651	140	297	437	53	237	36	86	558	7.1	
Roberts	74/44	1328	191	386	.495	0	0	----	75	156	.481	109	254	363	27	237	36	86	558	7.1	
Hammonds	57/2	1140	127	246	.516	0	1	.000	92	132	.697	100	171	271	36	127	15	17	346	6.1	
West	38/10	688	64	171	.374	0	2	.000	29	40	.725	23	59	82	45	97	11	5	157	4.1	
Curley	11/1	146	16	33	.485	0	1	.000	2	3	.667	11	17	28	4	28	3	1	34	3.1	
Jordan	57/1	487	54	113	.478	0	1	.000	41	72	.569	57	40	97	50	63	35	9	149	2.6	
Williams	25/0	161	16	48	.333	0	4	.000	32	33	.970	2	12	14	32	24	9	2	64	2.6	
Wheat	34/0	150	20	50	.400	8	17	.471	9	15	.600	3	8	11	25	12	6	1	57	1.7	
Rozier	6/0	30	3	6	.500	0	0	----	0	1	.000	3	3	6	0	7	0	0	6	1.0	
TIMBERWOLVES	82	19930	3157	6844	.461	303	873	.347	1673	2253	.743	1063	2429	3492	2068	1882	639	427	8290	101.1	
OPPONENTS	82	19930	3076	6860	.448	432	1206	.358	1648	2220	.742	1116	2411	3527	1909	1863	609	412	8232	100.4	



1997-98

DAY-BY-DAY

G#	DATE	OPPONENT	WOLVES/OPP	RECORD	HIGH POINTS	HIGH REBOUNDS	ATTEND.	G#	DATE	OPPONENT	WOLVES/OPP	RECORD	HIGH POINTS	HIGH REBOUNDS	ATTEND.
1	10/31	GOLDEN STATE	W 129-113	1-0	Gugliotta - 28	Garnett/Gugliotta - 11	16,784	41	1/27	ATLANTA	W 113-96	24-17	Gugliotta - 26	Parks - 9	16,842
2	11/1	CHARLOTTE	W 106-90	2-0	Marbury - 23	Parks - 13	19,006	42	1/29	@ Vancouver	W 112-106	25-17	Marbury - 31	Garnett - 15	15,111
3	11/4	@ Portland	L 105-122	2-1	Gugliotta/	Gugliotta - 8	20,158	43	1/30	@ L.A. Lakers	L 114-121	25-18	Marbury - 35	Garnett/Mitchell - 7	17,505
					Marbury - 27			44	2/1	MILWAUKEE	L 110-118	25-19	Garnett - 26	Garnett - 12	20,188
4	11/7	@ Vancouver	W 108-97	3-1	Marbury - 26	Garnett - 11	15,302	45	2/2	@ Cleveland	L 99-109	25-20	Marbury - 27	Mitchell - 7	13,841
5	11/8	@ Golden State	W 97-90	4-1	Gugliotta - 29	Gugliotta - 12	19,283	46	2/4	NEW YORK	W 95-88	26-20	Marbury - 29	Garnett/Mitchell - 8	17,228
6	11/11	SAN ANTONIO	L 92-93	4-2	Gugliotta - 22	Gugliotta - 9	14,593	47	2/11	ORLANDO	L 89-96	26-21	Garnett - 29	Garnett - 12	17,093
7	11/13	WASHINGTON	L 88-91 (OT)	4-3	Marbury - 26	Garnett - 20	16,491	48	2/13	@ Denver	W 107-80	27-21	Marbury - 22	Garnett - 11	12,013
8	11/15	@ San Antonio	W 105-94	5-3	Garnett - 26	Gugliotta - 12	17,410	49	2/15	DALLAS	W 105-99 (OT)	28-21	Mitchell - 25	Garnett - 13	19,949
9	11/18	@ Phoenix	W 108-90	6-3	Garnett - 26	Gugliotta - 10	19,023	50	2/17	@ Miami	L 84-110	28-22	Garnett - 14	Roberts - 8	15,200
10	11/19	@ L.A. Lakers	L 93-118	6-4	Gugliotta - 22	Garnett - 11	17,505	51	2/18	@ Orlando	L 102-115	28-23	Garnett/Mitchell - 19	Garnett/Hammonds - 8	17,077
11	11/21	CLEVELAND	L 80-103	6-5	Carr - 19	Gugliotta - 8	17,002	52	2/20	HOUSTON	W 100-95 (OT)	29-23	Marbury - 27	Garnett - 17	19,083
12	11/24	@ Utah	L 124-133 (OT)	6-6	Marbury - 38	Parks - 9	19,911	53	2/22	SACRAMENTO	W 113-95	30-23	Mitchell - 17	Garnett - 11	17,977
13	11/26	PORTLAND	L 90-96	6-7	Gugliotta - 18	Roberts - 7	17,882	54	2/24	@ San Antonio	L 99-105	30-24	Garnett - 25	Garnett - 11	14,422
14	11/28	@ Denver	L 84-95	6-8	Gugliotta - 18	Gugliotta - 12	13,628	55	2/26	@ Houston	L 98-118	30-25	Roberts/Marbury - 16	Roberts - 10	16,285
15	11/29	VANCOUVER	W 106-87	7-8	Gugliotta - 23	Garnett/Gugliotta - 10	17,494	56	2/27	L.A. LAKERS	L 91-104	30-26	Garnett - 17	Garnett - 11	20,197
16	12/3	INDIANA	L 90-94	7-9	Garnett - 25	Gugliotta - 12	16,559	57	3/1	DETROIT	W 115-113 (2OT)	31-26	Garnett/Marbury - 26	Garnett - 12	18,651
17	12/5	SACRAMENTO	W 101-90	8-9	Marbury - 22	Garnett - 12	16,151	58	3/3	DALLAS	L 99-110	31-27	Garnett - 22	Garnett - 11	18,493
18	12/6	@ Washington	L 103-114	8-10	Marbury - 27	Gugliotta - 11	20,674	59	3/4	@ Charlotte	L 102-112	31-28	Peeler/Marbury - 20	Garnett - 9	22,493
19	12/9	SEATTLE	L 99-108	8-11	Carr - 18	Garnett - 15	15,073	60	3/6	TORONTO	W 113-91	32-28	Garnett - 26	Garnett - 10	18,156
20	12/11	@ New York	L 103-107	8-12	Marbury - 22	Gugliotta - 11	19,763	61	3/8	SEATTLE	L 98-99 (OT)	32-29	Mitchell - 21	Garnett/Parks - 10	19,006
21	12/13	PHOENIX	W 112-101	9-12	Mitchell - 24	Garnett - 8	18,899	62	3/11	@ Golden State	W 113-84	33-29	Garnett - 22	Roberts - 10	10,390
22	12/16	L.A. LAKERS	L 96-109	9-13	Garnett - 21	Garnett - 18	16,874	63	3/12	@ Portland	L 92-95	33-30	Mitchell - 21	Parks - 10	20,553
23	12/17	@ Philadelphia	W 94-90	10-13	Gugliotta - 30	Roberts - 10	11,945	64	3/14	@ Seattle	L 80-114	33-31	Porter - 16	Garnett/Roberts - 10	17,072
24	12/20	L.A. CLIPPERS	W 92-91	11-13	Gugliotta - 2	Garnett - 14	18,135	65	3/16	UTAH	L 96-102	33-32	Marbury - 26	Garnett - 16	17,333
25	12/22	@ Sacramento	L 79-89	11-14	Gugliotta - 19	Gugliotta - 17	14,612	66	3/18	SAN ANTONIO	L 76-92	33-33	Garnett - 16	Garnett - 10	19,297
26	12/23	@ Seattle	W 112-103	12-14	Marbury - 35	Garnett - 10	17,072	67	3/20	DENVER	W 104-88	34-33	Porter/Garnett/	Garnett - 11	18,007
27	12/26	NEW JERSEY	W 116-96	13-14	Gugliotta/	Parks - 13	17,947						Hammonds - 16		
					Marbury - 22			68	3/21	VANCOUVER	W 102-88	35-33	Garnett - 22	Garnett - 9	18,336
28	12/28	@ Detroit	W 93-89	14-14	Marbury - 19	Gugliotta - 13	19,450	69	3/23	@ Dallas	L 87-91	35-34	Peeler - 23	Mitchell - 10	11,274
29	12/30	CHICAGO	W 99-95	15-14	Gugliotta/	Garnett - 11	20,097	70	3/25	@ Phoenix	W 99-97	36-34	Peeler - 20	Peeler - 8	19,023
					Marbury - 23			71	3/27	@ L.A. Clippers	W 100-98	37-34	Mitchell - 22	Mitchell - 8	11,758
30	1/2	@ Boston	L 89-93	15-15	Mitchell - 21	Carr - 11	18,624	72	3/29	@ Sacramento	W 104-96	38-34	Garnett - 32	Garnett - 14	16,465
31	1/3	DENVER	W 109-87	16-15	Garnett/Mitchell - 18	Garnett - 13	19,006	73	4/2	@ Indiana	L 108-11	38-35	Garnett - 24	Garnett - 12	14,869
32	1/7	PHOENIX	L 77-92	16-16	Gugliotta - 21	Garnett - 13	16,771	74	4/3	@ Chicago	L 93-107	38-36	Mitchell - 24	Garnett - 8	23,985
33	1/9	PORTLAND	W 96-91	17-16	Marbury - 27	Garnett - 10	17,998	75	4/5	@ Atlanta	W 97-96	39-36	Mitchell - 22	Garnett - 13	15,165
34	1/10	@ New Jersey	W 108-101	18-16	Gugliotta - 24	Garnett - 10	20,049	76	4/7	MIAMI	W 92-89	40-36	Garnett - 27	Garnett - 14	17,978
35	1/12	GOLDEN STATE	W 103-87	19-16	Garnett - 21	Garnett - 9	15,898	77	4/10	PHILADELPHIA	W 107-102	41-36	Mitchell - 29	Garnett - 16	18,448
36	1/16	@ Houston	W 116-115 (OT)	20-16	Gugliotta - 33	Gugliotta - 13	16,285	78	4/11	UTAH	W 110-103	42-36	Marbury - 30	Garnett/Parks - 9	20,051
37	1/17	@ Dallas	W 113-110 (OT)	21-16	Garnett/	Gugliotta - 13	15,327	79	4/13	@ L.A. Clippers	W 107-88	43-36	Garnett - 23	Garnett - 10	9,158
					Gugliotta - 22			80	4/14	@ Utah	L 109-126	43-37	Marbury - 25	Garnett - 10	19,911
38	1/19	L.A. CLIPPERS	W 117-109	22-16	Garnett/Marbury - 20	Gugliotta/Parks - 8	18,712	81	4/17	HOUSTON	W 102-95	44-37	Garnett - 20	Garnett/Hammonds - 10	19,881
39	1/21	BOSTON	W 104-95	23-16	Garnett - 20	Gugliotta - 10	19,006	82	4/18	@ Milwaukee	W 111-109	45-37	Wheat - 19	Garnett - 8	16,886
40	1/24	@ Toronto	L 107-113 (OT)	23-17	Gugliotta - 25	Gugliotta - 13	15,778								



1996-97
RECORD: 40-42



BACK ROW (L-R): Chris Carr, Bill Curley, Tom Gugliotta, Kevin Garnett, Stojko Vrankovic, Dean Garrett, Cherokee Parks, Sam Mitchell

MIDDLE ROW (L-R): Trainer Chris Palmer, Trainer Assistant Eric Elfrink, Video Coordinator Trey Schwab, James Robinson, Reggie Jordan, Doug West, Terry Porter, Stephon Marbury, Shane Heal, Micheal Williams, Orthopaedic Surgeon Dr. David Fischer, Medical Director Dr. Sheldon Burns, Strength and Conditioning Coach Sol Brandys

FRONT ROW (L-R): President Rob Moor, Assistant Coach Greg Ballard, Director of Scouting and Player Development/Assistant Coach Jerry Sichting, Vice President of Basketball Operations Kevin McHale, General Manager/Head Coach Flip Saunders, Owner Glen Taylor, Assistant Coach Mike Schuler, Assistant Coach Randy Wittman, Director of Player Personnel Rob Babcock

PLAYER	G/GS	MIN	FIELD GOALS			3-POINT FG			FREE THROWS			REBOUNDS			AST	PF	STL	BLK	PTS	AVG
			FG	FGA	PCT	FG	FGA	PCT	FT	FTA	PCT	OFF	DEF	TOT						
Gugliotta	81/81	3131	592	1339	.442	24	93	.258	464	566	.820	187	515	702	335	237	293	89	1672	20.6
Garnett	77/77	2995	549	1100	.499	6	21	.286	205	272	.754	190	428	618	236	199	175	163	1308	17.0
Marbury	67/64	2324	355	871	.408	102	288	.354	245	337	.727	54	130	184	522	159	67	19	1057	15.8
Mitchell	82/5	2044	269	603	.446	4	25	.160	224	295	.759	112	214	326	79	232	51	20	766	9.3
Robinson	69/5	1309	196	482	.407	102	267	.382	78	114	.684	24	88	112	126	125	30	8	572	8.3
Garrett	68/47	1665	223	389	.573	0	0	----	96	138	.696	149	346	495	38	158	40	95	542	8.0
West	68/66	1920	226	484	.467	15	45	.333	64	94	.681	37	111	148	113	218	61	24	531	7.8
Porter	82/20	1568	187	449	.416	67	220	.335	127	166	.765	31	145	176	295	104	54	11	568	6.9
Carr	55/10	830	125	271	.461	31	88	.352	56	73	.767	31	82	113	48	93	24	10	337	6.1
Vrankovic	53/35	766	78	139	.561	0	0	----	25	37	.676	57	111	168	14	121	10	67	181	3.4
Parks	76/0	961	103	202	.510	0	1	.000	46	76	.605	83	112	195	34	150	41	48	252	3.3
Jordan (TOT)	19/0	130	16	26	.615	0	0	----	8	17	.471	11	16	27	12	15	7	3	40	2.1
Jordan (MIN)	10/0	31	8	10	.800	0	0	----	4	7	.571	0	4	4	1	2	2	0	20	2.0
Heal	43/0	236	26	97	.268	20	65	.308	3	5	.600	2	16	18	33	20	3	3	75	1.7
TIMBERWOLVES	82	19780	2937	6436	.456	371	1093	.339	1637	2180	.751	957	2302	3259	1874	1818	618	557	7882	96.1
OPPONENTS	82	19780	2945	6539	.450	467	1290	.362	1646	2184	.754	1069	2364	3433	1785	1829	654	445	8003	97.6



1996-97

DAY-BY-DAY

G#	DATE	OPPONENT	WOLVES/OPP	RECORD	HIGH POINTS	HIGH REBOUNDS	ATTEND.	G#	DATE	OPPONENT	WOLVES/OPP	RECORD	HIGH POINTS	HIGH REBOUNDS	ATTEND.
1	11/1	SAN ANTONIO	W 82-78	1-0	Gugliotta - 24	Gugliotta - 10	18,109	41	1/23	@ Vancouver	W 95-76	19-22	Gugliotta - 33	Gugliotta - 15	15,282
2	11/3	@ L.A. Lakers	L 85-91	1-1	Gugliotta - 26	Gugliotta - 14	15,407	42	1/25	@ Portland	L 94-101	19-23	Garnett - 32	Garrett - 7	21,314
3	11/5	@ Phoenix	W 98-95	2-1	Gugliotta - 19	Garnett - 9	19,023	43	1/28	SACRAMENTO	L 88-91	19-24	Gugliotta - 25	Gugliotta - 8	14,119
4	11/7	@ Portland	L 94-95 (OT)	2-2	Gugliotta - 25	Gugliotta - 11	20,439	44	1/30	@ Dallas	W 92-82	20-24	Mitchell - 21	Garrett - 12	14,836
5	11/10	@ L.A. Clippers	L 70-81	2-3	Gugliotta - 18	Gugliotta - 11	6,314	45	1/31	@ San Antonio	W 97-95	21-24	Garnett - 30	Garrett - 20	13,564
6	11/12	PORTLAND	W 100-97	3-3	Gugliotta - 26	Gugliotta/Garnett - 11	14,107	46	2/2	PORTLAND	W 103-102	22-24	Gugliotta - 27	Garrett - 16	19,006
7	11/14	DALLAS	W 100-90	4-3	Gugliotta - 30	Gugliotta/Garnett - 7	14,079	47	2/4	@ Charlotte	L 101-115	22-25	Gugliotta - 35	Garrett - 10	24,042
8	11/16	@ New York	L 79-82	4-4	Gugliotta - 19	Garnett - 9	19,763	48	2/6	VANCOUVER	W 103-86	23-25	Garnett - 18	Garrett - 13	14,277
9	11/19	@ Houston	L 93-122	4-5	Garnett - 20	Gugliotta - 7	16,285	49	2/12	L.A. LAKERS	L 84-100	23-26	Garnett - 17	Garnett - 10	18,243
10	11/21	@ Orlando	L 86-90	4-6	Gugliotta - 19	Gugliotta/Garnett - 6	17,248	50	2/14	ORLANDO	W 104-100	24-26	Carr - 22	Garrett - 14	19,006
11	11/23	L.A. CLIPPERS	W 98-96	5-6	Garnett - 24	Gugliotta - 12	16,877	51	2/16	PHOENIX	W 107-96	25-26	Gugliotta - 23	Garrett - 12	18,774
12	11/25	@ Washington	L 98-105	5-7	Gugliotta - 25	Gugliotta - 12	12,224	52	2/18	@ Sacramento	L 84-95	25-27	Gugliotta - 28	Gugliotta - 18	17,317
13	11/27	SEATTLE	L 98-106	5-8	Gugliotta - 22	Garnett - 17	16,173	53	2/19	@ Vancouver	W 84-73	26-27	Garrett - 25	Gugliotta/Garrett - 10	15,729
14	11/29	@ Denver	W 108-103	6-8	Marbury - 30	Gugliotta/Garnett - 8	12,129	54	2/21	GOLDEN STATE	W 101-82	27-27	Gugliotta - 18	Garrett - 12	16,279
15	11/30	TORONTO	W 79-70	7-8	Gugliotta - 25	Garnett - 9	18,679	55	2/26	@ San Antonio	W 108-89	28-27	Gugliotta - 29	Garrett - 11	14,153
16	12/3	SACRAMENTO	L 89-96	7-9	Gugliotta - 22	Gugliotta - 13	11,191	56	2/27	@ Dallas	W 107-105 (2OT)	29-27	Garnett - 23	Garnett - 9	12,405
17	12/5	@ Seattle	L 86-117	7-10	Gugliotta - 27	Gugliotta/Garrett - 10	17,072	57	3/2	CHARLOTTE	L 96-108	29-28	Garnett - 19	Gugliotta - 15	19,006
18	12/6	@ Utah	L 95-106	7-11	Gugliotta - 28	Garrett - 11	19,911	58	3/5	DETROIT	L 88-92	29-29	Gugliotta - 23	Gugliotta - 15	17,003
19	12/8	@ L.A. Lakers	L 86-110	7-12	Gugliotta/	Mitchell/Vrankovic - 7	15,212	59	3/7	DENVER	W 96-83	30-29	Gugliotta - 30	Garrett - 13	18,522
					Marbury - 16			60	3/9	UTAH	L 106-115	30-30	Marbury - 21	Garrett - 8	19,006
20	12/10	HOUSTON	L 94-96	7-13	Mitchell - 28	Mitchell - 13	14,627	61	3/11	PHILADELPHIA	W 104-100	31-30	Marbury - 24	Garnett - 12	15,527
21	12/11	@ Chicago	L 86-103	7-14	Gugliotta/West - 19	Parks - 10	23,505	62	3/13	SEATTLE	L 92-108	31-31	Mitchell - 17	Garrett - 9	17,979
22	12/13	PHOENIX	W 108-105	8-14	Gugliotta - 25	Gugliotta - 11	17,097	63	3/14	@ Philadelphia	L 95-109	31-32	Robinson - 25	Garnett/Garrett - 7	18,731
23	12/14	CLEVELAND	L 93-101	8-15	Gugliotta - 21	Garnett - 9	14,873	64	3/16	BOSTON	W 119-101	32-32	Garnett - 26	Gugliotta - 12	17,346
24	12/18	@ Golden State	L 96-123	8-16	Gugliotta - 20	Garnett - 10	12,818	65	3/18	@ Indiana	L 97-115	32-33	Robinson - 26	Parks - 5	14,184
25	12/19	@ Sacramento	L 105-112	8-17	Gugliotta - 33	Gugliotta - 12	17,317	66	3/19	VANCOUVER	W 95-72	33-33	Robinson - 18	Garrett - 11	13,368
26	12/21	L.A. LAKERS	W 103-88	9-17	Garnett - 23	Garnett - 9	18,127	67	3/21	@ Detroit	L 98-112	33-34	Gugliotta - 18	Gugliotta/Garnett - 9	21,454
27	12/23	UTAH	W 107-98	10-17	Marbury - 33	Gugliotta - 9	14,434	68	3/23	MIAMI	L 108-113	33-35	Marbury - 27	Gugliotta - 14	19,006
28	12/26	NEW YORK	W 88-80	11-17	Marbury - 27	Garnett - 12	17,293	69	3/25	@ Houston	L 103-112	33-36	Marbury - 16	Garnett - 10	16,285
29	12/28	DENVER	W 103-96 (OT)	12-17	Gugliotta - 27	Gugliotta/Garnett - 13	18,814	70	3/26	@ Denver	W 102-100	34-36	Gugliotta - 25	Gugliotta - 10	10,326
30	12/30	@ Cleveland	L 96-108	12-18	Robinson - 23	Gugliotta - 8	16,587	71	3/28	@ Seattle	L 81-92	34-37	Garrett - 18	Garnett - 9	17,072
31	1/3	@ Boston	W 94-84	13-18	Gugliotta - 32	Gugliotta - 19	16,054	72	3/30	@ Golden State	W 113-102	35-37	Garnett - 33	Gugliotta - 8	14,498
32	1/4	@ Milwaukee	W 94-84	14-18	Gugliotta - 25	Gugliotta/Garnett - 13	17,218	73	4/2	NEW JERSEY	W 94-89	36-37	Garnett - 24	Garnett - 8	14,919
33	1/7	HOUSTON	L 95-104	14-19	Marbury - 23	Garnett - 9	18,658	74	4/4	WASHINGTON	W 97-95	37-37	Garnett - 22	Gugliotta/Garrett - 10	18,788
34	1/9	@ New Jersey	W 110-107	15-19	Gugliotta - 26	Gugliotta - 11	14,025	75	4/6	INDIANA	L 83-94	37-38	Marbury - 17	Garnett - 8	18,881
35	1/11	L.A. CLIPPERS	W 95-93	16-19	Gugliotta - 28	Garrett - 9	16,093	76	4/8	@ Phoenix	L 107-115	37-39	Marbury - 27	Gugliotta/Garrett - 12	19,023
36	1/14	@ Atlanta	L 93-95	16-20	Gugliotta/	Gugliotta - 12	14,032	77	4/10	@ L.A. Clippers	W 108-96	38-39	Marbury - 29	Gugliotta - 15	15,283
					Garnett - 13			78	4/12	ATLANTA	L 66-80	38-40	Garnett - 21	Garnett - 15	18,874
37	1/15	CHICAGO	L 102-112	16-21	Garnett/Marbury - 21	Vrankovic - 9	20,113	79	4/14	@ Miami	W 95-87	39-40	Marbury - 17	Garnett - 15	14,856
38	1/18	GOLDEN STATE	W 108-93	17-21	Garnett - 27	Gugliotta - 11	17,891	80	4/16	DALLAS	L 77-92	39-41	Garnett - 16	Garnett - 9	16,444
39	1/20	SAN ANTONIO	W 96-83	18-21	Garnett/Marbury - 20	Gugliotta - 12	17,113	81	4/18	MILWAUKEE	W 122-112	40-41	Gugliotta - 22	Garrett - 8	19,006
40	1/21	@ Toronto	L 106-118	18-22	Robinson - 21	Garrett - 13	15,859	82	4/19	@ Utah	L 89-101	40-42	Robinson - 28	Garnett - 9	19,911



1995-96 RECORD: 26-56



BACK ROW (L-R): Eric Riley, Andrew Lang, Tom Gugliotta, Marques Bragg, Isaiah Rider, Mark Davis, Sam Mitchell, Kevin Garnett

MIDDLE ROW (L-R): Video Coordinator Trey Schwab, Assistant Coach Randy Wittman, Doug West, Terry Porter, Anthony "Spud" Webb, Darrick Martin, Jerome Allen, Assistant Coach Greg Ballard, Trainer Assistant Eric Elfink

FRONT ROW (L-R): Trainer Chris Palmer, President Rob Moor, Director of Player Personnel Rob Babcock, Vice President of Basketball Operations Kevin McHale, Owner Glen Taylor, General Manager/Head Coach Flip Saunders, Assistant Coach Mike Schuler, Director of Scouting and Player Development/Assistant Coach Jerry Sichting, Strength and Conditioning Coach Sol Brandys

PLAYER	G/GS	MIN	FIELD GOALS			3-POINT FG			FREE THROWS			REBOUNDS			AST	PF	STL	BLK	PTS	AVG
			FG	FGA	PCT	FG	FGA	PCT	FT	FTA	PCT	OFF	DEF	TOT						
Rider	75/68	2594	560	1206	.464	102	275	.371	248	296	.838	99	210	309	213	204	48	23	1470	19.6
Laettner	44/44	1518	283	582	.486	9	31	.290	217	266	.816	98	204	302	129	157	40	43	792	18.0
Gugliotta	78/78	2835	473	1004	.471	26	86	.302	289	374	.773	176	514	690	238	265	139	96	1261	16.2
Lang (TOT)	71/69	2365	353	790	.447	1	5	.200	125	156	.801	153	302	455	65	241	42	126	832	11.7
Lang (MIN)	20/18	550	72	171	.421	1	2	.500	30	38	.789	42	79	121	3	63	7	41	175	8.8
Mitchell	78/42	2145	303	618	.490	1	18	.056	237	291	.814	107	232	339	74	220	49	26	844	10.8
Garnett	80/43	2293	361	735	.491	8	28	.286	105	149	.705	175	326	501	145	189	86	131	835	10.4
Porter	82/40	2072	269	608	.442	71	226	.314	164	209	.785	36	176	212	452	154	89	15	773	9.4
Webb (TOT)	77/21	1462	186	430	.433	47	129	.364	125	145	.862	26	74	100	294	109	52	7	544	7.1
Webb (MIN)	26/21	645	82	208	.394	29	72	.403	51	58	.879	7	33	40	154	41	25	5	244	9.4
Martin (TOT)	59/16	1149	147	362	.406	20	69	.290	101	120	.842	16	66	82	217	123	53	3	415	7.0
Martin (MIN)	35/16	747	88	231	.381	15	47	.319	63	74	.851	3	41	44	156	76	26	2	254	7.3
Rooks	49/7	902	112	227	.493	1	6	.167	106	159	.667	60	144	204	38	106	19	28	331	6.8
West	73/16	1639	175	393	.445	1	13	.077	114	144	.792	48	113	161	119	228	30	17	465	6.4
Williams	9/7	189	13	40	.325	1	3	.333	28	33	.848	3	20	23	31	37	5	3	55	6.1
Riley	25/10	310	35	74	.473	0	1	.000	22	28	.786	32	44	76	5	42	8	16	92	3.7
Davis	57/0	571	55	149	.369	4	13	.308	74	116	.638	56	69	125	47	92	40	22	188	3.3
Allen	41/0	362	36	105	.343	10	33	.303	26	36	.722	5	20	25	49	42	21	5	108	2.6
Bragg	53/0	369	54	120	.450	0	0	----	23	41	.561	38	41	79	8	71	17	8	131	2.5
Smith	8/0	39	3	10	.300	0	3	.000	0	2	.000	0	5	5	6	7	1	0	6	0.8
TIMBERWOLVES	82	19780	2974	6481	.459	279	857	.326	1797	2314	.777	985	2271	3256	1867	1994	650	481	8024	97.9
OPPONENTS	82	19780	3086	6586	.469	530	1393	.380	1761	2368	.744	1036	2317	3353	1966	1940	725	498	8463	103.2



1995-96

DAY-BY-DAY

G#	DATE	OPPONENT	WOLVES/OPP	RECORD	HIGH POINTS	HIGH REBOUNDS	ATTEND.	G#	DATE	OPPONENT	WOLVES/OPP	RECORD	HIGH POINTS	HIGH REBOUNDS	ATTEND.
1	11/3	@ Sacramento	L 86-95	0-1	Porter - 19	Gugliotta - 12	17,319	41	1/30	DENVER	L 86-88	11-30	Rider - 25	Garnett - 11	10,477
2	11/5	@ Vancouver	L 98-100 (OT)	0-2	Laettner - 26	Laettner - 11	19,193	42	2/2	@ San Antonio	L 90-101	11-31	Rider - 20	Four players - 6	14,236
3	11/7	L.A. LAKERS	W 93-92	1-2	Laettner/Rider - 16	Gugliotta - 9	14,756	43	2/3	@ Dallas	W 105-96	12-31	Rider - 26	Gugliotta - 20	16,415
4	11/10	PORTLAND	L 102-108	1-3	Gugliotta - 33	Gugliotta - 17	11,972	44	2/5	DALLAS	W 104-92	13-31	Laettner - 23	Gugliotta - 11	13,244
5	11/11	@ Houston	L 97-119	1-4	Mitchell - 13	Rooks - 14	16,285	45	2/7	PORTLAND	L 93-103	13-32	Rider - 26	Garnett - 10	11,690
6	11/15	SAN ANTONIO	L 96- 105	1-5	Gugliotta - 20	Gugliotta - 13	9,954	46	2/13	@ Sacramento	W94-90	14-32	Rider - 18	Gugliotta - 11	17,317
7	11/17	@ Toronto	L 96-114	1-6	Rider - 30	West - 7	18,401	47	2/14	@ Seattle	L 93-130	14-33	Laettner - 19	Garnett - 6	16,260
8	11/18	UTAH	L 102-126	1-7	Rider - 24	Gugliotta - 8	17,376	48	2/16	CHICAGO	L 100-103	14-34	Rider - 29	Garnett - 15	20,214
9	11/22	SEATTLE	L 97-106	1-8	Rider - 25	Gugliotta - 8	12,504	49	2/18	WASHINGTON	L 96-108	14-35	Martin - 24	Garnett - 9	15,394
10	11/24	ORLANDO	L 98-109	1-9	Gugliotta/Rider - 29	Gugliotta - 14	17,377	50	2/19	@ Detroit	L 83-113	14-36	Gugliotta - 19	Garnett - 12	15,970
11	11/26	@ Milwaukee	W 105-102	2-9	Laettner - 25	Gugliotta - 8	13,896	51	2/21	HOUSTON	W 120-101	15-36	Rider - 22	Garnett - 12	14,224
12	11/28	VANCOUVER	W 121-98	3-9	Mitchell/Laettner/ Williams - 18	Gugliotta/Laettner - 9	10,251	52	2/23	DETROIT	W 94-93	16-36	Rider - 26	Garnett - 12	14,154
13	12/1	@ Phoenix	L 105-111	3-10	Rooks - 19	Gugliotta - 12	19,023	53	2/25	ATLANTA	L 76-92	16-37	Rider - 16	Garnett - 7	14,673
14	12/2	@ Denver	L 105-109	3-11	Gugliotta - 25	Gugliotta - 11	16,789	54	2/27	@ Chicago	L 99-120	16-38	Garnett/Rider - 20	Gugliotta - 10	23,716
15	12/6	NEW JERSEY	W 108-97	4-11	Rider - 20	Gugliotta/Garnett - 7	10,471	55	2/28	PHOENIX	L 93-117	16-39	Rider - 21	Lang - 9	13,108
16	12/8	L.A. CLIPPERS	W 112-94	5-11	Rider - 27	Gugliotta/Laettner - 8	10,948	56	3/1	CHARLOTTE	W 105-101	17-39	Gugliotta - 18	Gugliotta - 10	18,522
17	12/9	@ Charlotte	L 108-114	5-12	Laettner - 20	Laettner - 8	24,042	57	3/3	MIAMI	W 89-87	18-39	Rider - 30	Rider - 15	14,519
18	12/12	@ Atlanta	W 85-78	6-12	Rider - 20	Gugliotta - 15	7,613	58	3/5	@ Miami	L 72-113	18-40	Webb - 16	Garnett - 5	14,328
19	12/15	CLEVELAND	L 88-100	6-13	Laettner - 22	Laettner - 9	10,722	59	3/6	@ Philadelphia	W 103-90	19-40	Rider - 29	Garnett - 19	8,031
20	12/17	PHILADELPHIA	L 99-101	6-14	Laettner - 23	Laettner - 11	12,315	60	3/8	SEATTLE	L 112-132	19-41	Rider - 24	Garnett - 13	13,930
21	12/19	@ Cleveland	L 95-100	6-15	Laettner - 19	Gugliotta/Laettner - 9	14,304	61	3/10	UTAH	L 96-104	19-42	Webb - 21	Garnett - 8	17,198
22	12/20	@ Orlando	L 100-107	6-16	Laettner - 29	Laettner - 10	17,248	62	3/13	NEW YORK	L 82-106	19-43	Garnett - 23	Garnett - 9	13,483
23	12/22	@ Boston	L 113-114	6-17	Laettner - 23	Gugliotta - 11	18,400	63	3/15	SACRAMENTO	W 113-87	20-43	Mitchell - 23	Garnett - 9	13,277
24	12/23	DALLAS	W 111-98	7-17	Rider - 26	Gugliotta - 12	16,942	64	3/17	VANCOUVER	W 90-85	21-43	Gugliotta - 26	Gugliotta/Mitchell - 10	12,228
25	12/27	MILWAUKEE	L 93-99 (OT)	7-18	Mitchell/Rider - 18	Rooks - 9	17,101	65	3/19	@ Portland	L 78-106	21-44	Rider - 14	Garnett - 7	19,977
26	12/28	@ Utah	L 83-99	7-19	Gugliotta - 13	Rooks - 8	19,911	66	3/20	@ L.A. Clippers	L 96-110	21-45	Rider - 33	Garnett - 11	6,457
27	12/30	@ San Antonio	L 84-122	7-20	Rider - 23	Gugliotta - 9	17,047	67	3/22	@ Dallas	W 110-84	22-45	Rider - 31	Gugliotta - 17	17,008
28	1/2	HOUSTON	L 100-105	7-21	Gugliotta - 25	Gugliotta - 17	11,568	68	3/23	@ Houston	W 108-103	23-45	Rider - 19	Gugliotta - 12	16,285
29	1/4	@ Phoenix	W 98-93	8-21	Laettner - 21	Laettner - 8	19,023	69	3/27	BOSTON	L 116-121	23-46	Garnett - 33	Gugliotta - 13	12,693
30	1/5	@ Golden State	L 119-122 (OT)	8-22	Gugliotta - 36	Gugliotta - 10	15,025	70	3/29	INDIANA	W 93-91	24-46	Gugliotta - 23	Gugliotta - 8	19,006
31	1/7	@ Portland	L 97-113	8-23	Laettner - 19	Gugliotta - 6	20,268	71	3/31	L.A. CLIPPERS	L 107-110	24-47	Rider - 25	Gugliotta - 12	16,228
32	1/9	@ L.A. Lakers	L 104-106	8-24	Laettner - 29	Gugliotta/Laettner - 9	10,755	72	4/2	@ Denver	L 78-86	24-48	Rider - 17	Garnett - 11	15,042
33	1/11	@ L.A. Clippers	L 89-109	8-25	Laettner - 24	Laettner - 9	5,744	73	4/3	@ Vancouver	L 103-105	24-49	Rider - 28	Rider - 11	16,216
34	1/13	@ Indiana	L 94-103	8-26	Gugliotta/ Laettner - 20	Gugliotta - 17	16,639	74	4/5	@ Utah	W 103-99	25-49	Rider/Garnett - 20	Gugliotta - 15	19,911
35	1/15	SACRAMENTO	W 103-94	9-26	Rider - 29	Gugliotta - 8	14,102	75	4/6	@ Golden State	L 106-111	25-50	Rider - 30	Garnett - 8	15,025
36	1/17	GOLDEN STATE	W 98-88	10-26	Rider - 31	Gugliotta - 14	11,651	76	4/8	TORONTO	W 115-101	26-50	Rider - 28	Rider - 10	13,011
37	1/19	SAN ANTONIO	W 100-92	11-26	Rider - 27	Gugliotta - 14	18,827	77	4/10	L.A. LAKERS	L 90-111	26-51	Rider - 28	Garnett - 9	19,006
38	1/20	@ New Jersey	L 97-103 (OT)	11-27	Laettner - 25	Gugliotta/Laettner - 9	12,026	78	4/12	@ Washington	L 106-116	26-52	Lang - 21	Garnett - 14	18,756
39	1/24	PHOENIX	L 91-101	11-28	Gugliotta - 20	Gugliotta - 14	15,117	79	4/14	DENVER	L 91-98	26-53	Porter - 23	Lang - 8	18,717
40	1/27	@ New York	L 95-104	11-29	Mitchell - 20	Laettner - 8	19,763	80	4/17	GOLDEN STATE	L 103-109	26-54	Gugliotta - 23	Mitchell - 13	12,719
								81	4/19	@ Seattle	L 86-94	26-55	Mitchell - 21	Rider - 8	17,072
								82	4/20	@ L.A. Lakers	L 82-106	26-56	Gugliotta - 15	Gugliotta - 12	17,505



1994-95

RECORD: 21-61



BACK ROW (L-R): Trainer Chris Palmer, Pat Durham, Christian Laettner, Greg Foster, Mike Brown, Stacey King, Sean Rooks, Tom Gugliotta, Andres Guibert, Strength and Conditioning Coach Sol Brandys

MIDDLE ROW (L-R): Assistant Coach Mike Schuler, Head Coach Bill Blair, Darrick Martin, Winston Garland, Isaiah Rider, Doug West, Chris Smith, Assistant Coach Randy Wittman, Assistant Coach Greg Ballard

FRONT ROW (L-R): Team Physician Dr. Sheldon Burns, Director of Player Personnel Rob Babcock, President Rob Moor, Owner Glen Taylor, General Manager Jack McCloskey, Assistant General Manager Kevin McHale, Team Orthopaedic Surgeon Dr. David Fischer

PLAYER	G/GS	MIN	FIELD GOALS			3-POINT FG			FREE THROWS			REBOUNDS			AST	PF	STL	BLK	PTS	AVG
			FG	FGA	PCT	FG	FGA	PCT	FT	FTA	PCT	OFF	DEF	TOT						
Rider	75/67	2645	558	1249	.447	139	396	.351	277	339	.817	90	159	249	245	194	69	23	1532	20.4
Laettner	81/80	2770	450	920	.489	13	40	.325	409	500	.818	164	449	613	234	302	101	87	1322	16.3
West	71/65	2328	351	762	.461	11	61	.180	206	246	.837	60	167	227	185	250	65	24	919	12.9
Gugliotta (TOT)	77/63	2568	371	837	.443	60	186	.323	174	252	.690	165	407	572	279	203	132	62	976	12.7
Gugliotta (MIN)	31/17	1018	162	357	.454	28	88	.318	93	122	.762	49	173	222	139	86	61	28	445	14.4
Rooks	80/70	2405	289	615	.470	0	5	.000	290	381	.761	165	321	486	97	208	29	71	868	10.9
Marshall	40/8	1036	158	423	.374	32	106	.302	83	122	.680	64	132	196	57	63	25	50	431	10.8
Martin	34/9	803	95	233	.408	7	38	.184	57	65	.877	14	50	64	133	88	34	0	254	7.5
Garland	73/58	1931	170	410	.415	19	75	.253	89	112	.795	48	120	168	318	184	71	13	448	6.1
Williams	1/1	28	1	4	.250	0	0	----	4	5	.800	0	1	1	3	3	2	0	6	6.0
King	50/10	792	99	212	.467	0	1	.000	68	102	.667	54	111	165	26	126	24	20	166	5.3
Durham	59/2	852	117	237	.494	5	26	.192	63	96	.656	37	57	94	53	114	36	32	302	5.1
Smith	64/17	1073	116	264	.439	47	108	.435	41	63	.651	14	59	73	146	119	32	22	320	5.0
Foster (TOT)	78/3	1144	150	318	.472	7	23	.304	78	111	.703	85	174	259	39	183	15	28	385	4.9
Foster (MIN)	61/0	845	109	232	.470	7	23	.304	56	80	.700	67	138	205	23	129	13	20	281	4.6
Shackleford	21/2	239	39	65	.600	0	0	----	16	20	.800	16	51	67	8	47	8	6	94	4.5
Jones	11/0	139	15	44	.341	2	12	.167	13	16	.813	6	5	11	16	19	6	0	45	4.1
Eisley	34/4	496	37	105	.352	8	32	.250	31	40	.775	10	32	42	77	78	18	5	113	3.3
Guibert	17/0	167	16	47	.340	0	4	.000	13	19	.684	16	29	45	10	29	8	1	45	2.6
Brown	27/0	213	10	40	.250	0	1	.000	15	27	.556	9	36	45	10	35	7	0	35	1.3
TIMBERWOLVES	82	19780	2729	6219	.449	318	1016	.313	1824	2355	.775	883	2090	2973	1780	2074	609	402	7726	94.2
OPPONENTS	82	19780	3088	6509	.474	468	1243	.377	1820	2491	.731	1169	2305	3474	2069	1982	703	512	8464	103.2



1994-95

DAY-BY-DAY

G#	DATE	OPPONENT	WOLVES/OPP	RECORD	HIGH POINTS	HIGH REBOUNDS	ATTEND.	G#	DATE	OPPONENT	WOLVES/OPP	RECORD	HIGH POINTS	HIGH REBOUNDS	ATTEND.
1	11/4	@ Denver	L 108-130	0-1	Marshall - 26	Laettner - 7	17,171	41	1/28	@ Houston	L 93-114	10-31	Eisley/Laettner - 14	Laettner - 8	16,611
2	11/5	HOUSTON	L 85-115	0-2	Rider - 18	Marshall - 7	16,578	42	1/30	@ Utah	L 80-115	10-32	Rider - 19	Shackleford - 6	19,911
3	11/8	@ Detroit	L 112-126	0-3	Laettner - 24	Laettner/Rider - 10	13,424	43	2/1	DALLAS	L 83-104	10-33	Laettner - 26	Laettner - 11	14,202
4	11/9	L.A. LAKERS	L 99-122	0-4	Rider - 27	King - 8	15,892	44	2/3	PORTLAND	L 97-112	10-34	Rider - 30	Laettner - 8	11,572
5	11/11	CHICAGO	L 100-112	0-5	King - 17	Laettner - 9	15,109	45	2/5	@ Boston	L 82-115	10-35	Rider - 18	Foster - 9	14,890
6	11/12	BOSTON	L 101- 114	0-6	Rooks - 20	Laettner - 9	13,278	46	2/7	GOLDEN STATE	W 109-100	11-35	Rider - 41	Rider - 8	14,396
7	11/15	@ Golden State	W 114-112	1-6	Rider - 35	Rooks - 11	15,025	47	2/8	@ Milwaukee	L 93-100	11-36	Rooks - 23	Laettner - 10	14,568
8	11/16	@ Phoenix	L 90-105	1-7	Marshall - 30	Marshall - 13	19,023	48	2/14	WASHINGTON	L 96-99	11-37	Rider - 34	Laettner - 12	13,296
9	11/19	SAN ANTONIO	L 101-109	1-8	Laettner - 22	Marshall/Laettner - 8	14,109	49	2/15	@ Philadelphia	W 101-97	12-37	West - 33	Marshall - 11	8,306
10	11/22	@ Cleveland	L 79-112	1-9	Laettner - 14	Marshall - 8	19,125	50	2/17	INDIANA	L 78-110	12-38	Rooks - 18	Laettner - 9	13,175
11	11/23	ATLANTA	L 77-89	1-10	Rider - 26	King - 14	13,662	51	2/19	ORLANDO	W 100-95	13-38	Rider - 33	Rider - 10	19,334
12	11/25	PHILADELPHIA	L 71-109	1-11	Laettner - 22	Rooks - 11	13,919	52	2/21	@ Portland	L 86-99	13-39	Rider - 21	Gugliotta - 11	12,888
13	11/28	@ San Antonio	L 88- 92	1-12	Rider - 23	Laettner - 13	14,272	53	2/22	@ Seattle	L 104-120	13-40	Laettner - 18	Durham/Laettner - 7	13,012
14	11/29	@ Dallas	L 83-92	1-13	West - 23	Rooks - 12	12,810	54	2/26	MIAMI	W 106-99	14-40	Rider - 38	Laettner - 11	15,789
15	12/1	@ Utah	W 96- 94	2-13	Rider - 19	Rooks - 7	19,323	55	2/28	@ Denver	L 101-114	14-41	Rider - 20	Gugliotta - 7	17,171
16	12/3	@ L.A. Clippers	W 103-95	3-13	Laettner/Rider/ West - 19	Laettner - 10	6,196	56	3/1	@ Sacramento	W 98-87	15-41	Rooks - 28	Rooks - 13	17,317
17	12/6	DENVER	L 95-102	3-14	West - 25	Laettner - 13	13,669	57	3/3	HOUSTON	W 108-105	16-41	Gugliotta - 21	Laettner - 8	17,068
18	12/10	PHOENIX	L 89-103	3-15	Garland/West - 20	King - 10	18,161	58	3/5	@ L.A. Lakers	L 102-105	16-42	Smith - 24	Gugliotta - 8	11,943
19	12/13	@ Atlanta	L 83-85 (OT)	3-16	Rider - 23	Laettner - 11	8,418	59	3/6	@ L.A. Clippers	L 88-101	16-43	West - 31	Rooks - 8	6,024
20	12/14	UTAH	L 95-103	3-17	Rider - 24	Rooks - 7	13,118	60	3/8	SEATTLE	L 104-118	16-44	Laettner - 20	Gugliotta - 10	14,339
21	12/16	NEW JERSEY	W 94-93	4-17	Rider - 27	Laettner - 10	11,101	61	3/10	L.A. LAKERS	W 109-103	17-44	Rider - 33	Laettner - 12	17,891
22	12/17	@ Washington	W 96-87	5-17	West - 25	Rooks - 10	18,756	62	3/12	PORTLAND	L 88-102	17-45	Laettner - 21	West - 6	13,337
23	12/20	@ L.A. Lakers	L 95-108	5-18	Rider - 35	Rooks - 6	11,101	63	3/14	@ San Antonio	L 100-115	17-47	Rooks - 21	Laettner - 8	16,661
24	12/22	@ Sacramento	L 89-109	5-19	Rider - 27	Foster - 8	17,317	64	3/16	@ Houston	L 97-104	17-46	King - 20	King - 16	10,711
25	12/26	L.A. CLIPPERS	W 82-81	6-19	Laettner - 26	Rooks - 10	12,338	65	3/17	CLEVELAND	W 80-77	18-47	Laettner - 22	Laettner/Rooks - 12	14,222
26	12/30	NEW YORK	L 81-90	6-20	Rider - 21	Rooks - 9	18,122	66	3/19	L.A. CLIPPERS	W 96-93	19-47	Rider - 21	Laettner - 16	12,385
27	1/3	DENVER	L 99-108 (2OT)	6-21	Rider - 26	Laettner - 10	12,739	67	3/22	DALLAS	L 96-99	19-48	Laettner - 26	Laettner - 12	14,496
28	1/5	@ Miami	L 91-114	6-22	Rider - 23	Foster - 7	14,305	68	3/24	SAN ANTONIO	L 97-111	19-49	Gugliotta - 22	Laettner - 5	15,112
29	1/6	@ Orlando	L 99-121	6-23	Rider - 32	Laettner - 8	16,010	69	3/26	SACRAMENTO	L 98-104	19-50	Laettner - 23	Rooks - 10	15,553
30	1/8	@ New York	L 87-102	6-24	Rider - 21	Rooks - 11	19,763	70	3/29	@ Seattle	L 92-109	19-51	Rider - 19	King/Gugliotta - 7	12,336
31	1/10	SACRAMENTO	L 85-98	6-25	Laettner - 26	Laettner - 10	13,017	71	3/31	@ Phoenix	L 96-106	19-52	Rider - 26	Laettner - 12	19,023
32	1/11	@ Charlotte	L 91-100	6-26	Laettner - 20	Laettner - 9	23,698	72	4/1	@ Golden State	W 126-104	20-52	Rider - 42	Laettner - 13	15,025
33	1/13	DETROIT	W 104-92	7-26	Laettner/ Marshall - 25	Rooks - 9	12,516	73	4/4	@ Portland	L 91-95	20-53	Rider - 20	King - 9	12,888
34	1/14	@ New Jersey	L 84-93	7-27	Rider - 29	Laettner - 10	15,065	74	4/7	@ Dallas	L 94-111	20-54	Laettner - 22	Laettner - 9	17,502
35	1/16	HOUSTON	W 94-75	8-27	Rider - 24	West - 11	12,442	75	4/10	DENVER	L 107-114	20-55	Gugliotta - 30	Gugliotta - 11	16,161
36	1/19	SEATTLE	L 87-102	8-28	Rider - 22	Marshall/Shackleford - 8	13,396	76	4/12	GOLDEN STATE	L 109-123	20-56	Gugliotta - 24	Gugliotta - 16	13,850
37	1/20	@ Chicago	L 86-93	8-29	Shackleford - 18	Shackleford - 7	22,283	77	4/14	MILWAUKEE	W 104-100 (OT)	21-56	Laettner - 25	Laettner - 11	16,871
38	1/22	CHARLOTTE	W 100-83	9-29	Rider - 29	Laettner - 11	19,006	78	4/16	@ Indiana	L 75-114	21-57	Laettner - 20	Gugliotta - 7	14,633
39	1/24	PHOENIX	L 85-100	9-30	Laettner/Person - 2	Laettner - 10	17,242	79	4/18	UTAH	L 94-113	21-58	Rider - 18	Laettner - 9	14,442
40	1/27	@ Dallas	W 102-94	10-30	Laettner - 21	Laettner - 7	17,352	80	4/19	@ Denver	L 81-106	21-59	Laettner - 23	Gugliotta - 6	17,171
								81	4/21	@ Utah	L 96-99	21-60	Rider - 25	Gugliotta - 11	19,911
								82	4/23	SAN ANTONIO	L 91-97	21-61	Rider - 25	Laettner - 8	18,872



1993-94
RECORD: 20-62



BACK ROW (L-R): Equipment Manager Clayton Wilson, Stanley Jackson, Micheal Williams, Doug West, Tellis Frank, Christian Laettner, Thurl Bailey, Stacey King, Mike Brown, Marlon Maxey, Chuck Person, Brian Davis, Isaiah Rider, Chris Smith, Video Coordinator Greg Bittner

FRONT ROW (L-R): Strength and Conditioning Coordinator Sol Brandys, Scout Stan Novak, Orthopaedic Surgeon Dr. David Fischer, Team Physician Dr. Sheldon Burns, Trainer Jay Jensen, President Bob Stein, Co-Owner Harvey Ratner, Co-Owner Marv Wolfenson, General Manager Jack McCloskey, Head Coach Sidney Lowe, Assistant Coach Bob Weinbauer, Assistant Coach Chuck Davisson, Assistant to the General Manager/Assistant Coach Jim Brewer, Scout Rob Babcock

PLAYER	FIELD GOALS					3-POINT FG			FREE THROWS			REBOUNDS				PF	STL	BLK	PTS	AVG
	G/GS	MIN	FG	FGA	PCT	FG	FGA	PCT	FT	FTA	PCT	OFF	DEF	TOT	AST					
Laettner	70/67	2428	396	883	.448	6	25	.240	375	479	.783	160	442	602	307	264	87	86	1173	16.8
Rider	79/60	2415	522	1115	.468	54	150	.360	215	265	.811	118	197	315	202	194	54	28	1313	16.6
West	72/61	2182	434	891	.487	1	8	.125	187	231	.810	61	170	231	172	236	65	24	1056	14.7
M. Williams	71/66	2206	314	687	.457	10	45	.222	333	397	.839	67	154	221	512	193	118	24	971	13.7
Person	77/37	2029	356	843	.422	100	272	.368	82	108	.759	55	198	253	185	164	45	12	894	11.6
King (TOT)	49/30	1053	146	341	.428	0	2	.000	93	136	.684	90	151	241	58	121	31	42	385	7.9
King (MIN)	18/15	516	78	170	.459	0	0	----	57	83	.687	40	69	109	19	57	13	30	213	11.8
Bailey	79/3	1297	232	455	.510	0	2	.000	119	149	.799	66	149	215	54	93	20	58	583	7.4
Longley	49/29	989	134	289	.464	0	1	.000	56	80	.700	87	208	295	46	131	35	58	324	6.6
Smith	80/16	1617	184	423	.435	10	39	.256	95	141	.674	15	107	122	285	131	38	18	473	5.9
Maxey	55/2	626	89	167	.533	0	2	.000	70	98	.714	75	124	199	10	113	16	33	48	4.5
Brown	82/40	1921	111	260	.427	0	2	.000	77	118	.653	119	328	447	72	218	51	29	299	3.6
Guibert	5/0	33	6	20	.300	0	0	----	3	6	.500	10	6	16	2	6	0	1	15	3.0
Frank	67/11	959	67	160	.419	0	2	.000	54	76	.711	83	137	220	57	163	35	35	188	2.8
C. Williams	4/0	46	5	13	.385	0	1	.000	1	1	1.000	1	5	6	6	6	2	0	11	2.8
Jackson	17/0	92	17	33	.515	1	5	.200	3	3	1.000	12	15	27	16	13	5	0	38	2.2
Davis	68/3	374	40	126	.317	1	3	.333	50	68	.735	21	34	55	22	34	16	4	131	1.9
TIMBERWOLVES	82	19730	2985	6535	.457	183	557	.329	1777	2303	.772	990	2343	3333	1967	2016	600	440	7930	96.7
OPPONENTS	82	19730	3244	6874	.472	227	738	.308	1783	2451	.727	1102	2296	3398	2108	1855	824	549	8498	103.6



1993-94


DAY-BY-DAY

G#	DATE	OPPONENT	WOLVES/OPP	RECORD	HIGH POINTS	HIGH REBOUNDS	ATTEND.	G#	DATE	OPPONENT	WOLVES/OPP	RECORD	HIGH POINTS	HIGH REBOUNDS	ATTEND.
1	11/5	@ Detroit	L 99-104	0-1	Williams - 20	Maxey - 10	21,454	41	1/29	@ L.A. Clippers	L 93-103	14-27	West - 30	Laettner - 14	10,634
2	11/6	UTAH	L 95-105	0-2	Laettner - 22	Laettner - 12	18,827	42	2/2	DALLAS	L 88-92	14-28	Rider - 22	Laettner - 9	17,665
3	11/9	@ San Antonio	L 95-110	0-3	Williams - 23	Maxey/Laettner - 9	16,087	43	2/4	@ Indiana	L 93-114	14-29	Rider - 27	Rider - 8	11,808
4	11/11	@ Houston	L 99-107	0-4	Laettner - 22	West - 7	10,238	44	2/6	@ Houston	L 90-101	14-30	West - 30	Laettner - 12	13,805
5	11/12	DALLAS	L 99-115	0-5	Laettner - 26	Laettner - 7	18,346	45	2/8	@ Dallas	L 105-108 (OT)	14-31	West - 24	Maxey - 14	10,705
6	11/16	@ Milwaukee	W 102-98	1-5	Laettner - 29	Longley/Laettner/ Person - 9	13,871	46	2/9	@ Phoenix	L 106-111	14-32	Person - 25	Laettner - 12	19,023
7	11/19	SACRAMENTO	W 113-108	2-5	Laettner - 27	Laettner - 13	17,810	47	2/15	MILWAUKEE	W 97-90	15-32	Laettner - 23	Laettner - 13	17,454
8	11/20	DENVER	L 89-90	2-6	Rider - 20	Brown - 8	18,023	48	2/17	@ Washington	L 105-109	15-33	West - 26	Laettner - 8	8,206
9	11/24	NEW JERSEY	W 107-106	3-6	Williams - 28	Brown/Laettner - 8	16,177	49	2/18	CLEVELAND	L 78-85	15-34	Rider - 22	Longley - 10	18,548
10	11/26	SEATTLE	L 92-110	3-7	Williams - 19	Brown - 6	18,298	50	2/21	SAN ANTONIO	L 89-114	15-35	Rider - 25	Brown/Frank/Rider - 7	18,148
11	11/27	L.A. LAKERS	L 92-96	3-8	Laettner - 23	Laettner - 8	18,354	51	2/22	@ Cleveland	L 81-114	15-36	Laettner - 21	Longley - 13	17,542
12	12/1	@ Sacramento	W 111-101	4-8	West - 23	Brown - 12	17,317	52	2/24	PHOENIX	L 101-120	15-37	Rider - 28	Laettner - 10	18,174
13	12/2	@ Golden State	W 103-91	5-8	Williams - 28	Laettner - 15	15,025	53	2/27	GOLDEN STATE	W 107-100	16-37	Rider - 25	Brown - 7	18,263
14	12/4	@ Seattle	L 82-99	5-9	West - 18	Laettner - 11	14,693	54	3/1	@ Atlanta	L 99-102	16-38	Laettner - 21	Laettner - 8	10,955
15	12/5	@ L.A. Lakers	W 101-99	6-9	Laettner - 25	Laettner - 10	11,256	55	3/2	MIAMI	L 100-108 (OT)	16-39	Laettner - 21	Laettner - 15	16,906
16	12/8	PORTLAND	L 111-114	6-10	Rider - 30	Laettner - 10	18,078	56	3/4	@ Phoenix	L 101-106	16-40	Rider - 21	King - 7	19,023
17	12/10	L.A. CLIPPERS	W 109-108	7-10	Rider - 27	Laettner - 12	17,886	57	3/6	@ Denver	L 97-117	16-41	Smith - 25	West/Bailey - 8	17,171
18	12/11	DETROIT	L 80-92	7-11	Laettner - 20	Longley - 10	18,397	58	3/8	@ Utah	L 86-100	16-42	Smith - 21	West/Brown/ Person/Frank - 8	19,911
19	12/14	@ Charlotte	L 85-101	7-12	Williams - 22	Laettner - 11	23,698	59	3/9	SACRAMENTO	L 96-104	16-43	West - 28	Person - 9	17,436
20	12/15	UTAH	L 95-97	7-13	Williams - 29	Frank - 8	17,696	60	3/11	CHARLOTTE	L 91-97	16-44	Person - 23	Person - 8	18,575
21	12/17	@ L.A. Clippers	W 105-90	8-13	Rider - 32	Laettner - 10	8,643	61	3/13	L.A. LAKERS	L 88-90	16-45	Person - 26	Brown - 13	17,255
22	12/18	@ Portland	L 95-105	8-14	Laettner - 24	Laettner - 10	12,888	62	3/15	PHILADELPHIA	W 96-87	17-45	Rider - 21	Person - 9	16,248
23	12/20	WASHINGTON	L 84-99	8-15	Laettner - 25	Laettner - 12	17,880	63	3/17	SEATTLE	L 92-107	17-46	King - 17	Brown - 16	17,581
24	12/22	@ Chicago	L 98-106	8-16	Rider - 25	Laettner - 11	18,312	64	3/18	@ Philadelphia	W 100-98	18-46	King - 20	King - 16	10,711
25	12/23	DALLAS	L 89-93	8-17	Williams - 33	Laettner - 7	17,940	65	3/20	CHICAGO	L 80-90	18-47	Rider - 25	Brown - 9	19,006
26	12/26	@ Denver	L 97-100	8-18	Person - 22	Laettner/Frank/ Longley - 8	17,171	66	3/22	HOUSTON	W 83-81	19-47	King - 19	King - 13	17,178
27	12/27	@ Utah	L 93-97	8-19	Person - 22	Williams/Brown/ Laettner - 9	19,911	67	3/24	NEW YORK	L 106-123	19-48	Rider - 22	King/Laettner - 5	16,875
28	12/30	HOUSTON	L 104-110	8-20	Rider - 30	Longley - 19	18,461	68	3/26	@ Seattle	L 93-113	19-49	Laettner - 20	Laettner - 10	14,651
29	1/5	DENVER	W 109-95	9-20	Williams - 22	Laettner - 12	17,134	69	3/29	@ L.A. Lakers	L 89- 91	19-50	Rider - 22	Laettner - 12	13,588
30	1/7	PHOENIX	L 103-110	9-21	West - 27	Longley - 14	19,006	70	4/1	@ Golden State	L 109-146	19-51	Rider - 20	Maxey - 8	15,025
31	1/8	BOSTON	W 108-90	10-21	Person - 20	Longley - 11	18,377	71	4/2	@ Sacramento	L 87-102	19-52	Laettner - 19	King - 12	17,317
32	1/11	@ San Antonio	L 98-108	10-22	Rider - 26	Williams/Frank - 6	17,664	72	4/6	L.A. CLIPPERS	W 110-100	20-52	West - 27	Laettner - 9	17,362
33	1/12	@ Dallas	W 103-85	11-22	West/Rider - 23	Frank/Longley - 9	10,550	73	4/8	@ Boston	L 108-112	20-53	Laettner - 28	Brown - 8	14,890
34	1/14	ORLANDO	W 96-92	12-22	Rider - 19	Longley - 9	19,006	74	4/9	GOLDEN STATE	L 105-117	20-54	Laettner/West - 24	Brown - 9	17,878
35	1/17	@ New York	L 94-106	12-23	Williams - 21	Longley - 8	19,763	75	4/11	@ San Antonio	L 89-101	20-55	West - 16	Frank - 9	19,138
36	1/19	@ New Jersey	L 91-112	12-24	West - 17	Longley - 8	9,158	76	4/12	@ Houston	L 89-98	20-56	Rider - 28	Laettner - 9	12,048
37	1/20	SAN ANTONIO	W 93-83	13-24	West - 23	Frank - 10	17,749	77	4/15	INDIANA	L 112-130	20-57	Rider - 22	Laettner - 13	17,209
38	1/22	ATLANTA	L 81-98	13-25	Rider - 25	Laettner/Longley - 7	19,006	78	4/17	DENVER	L 88-99	20-58	Laettner - 19	Laettner - 12	17,388
39	1/26	UTAH	W 100-98	14-25	Laettner/Person - 22	Laettner - 10	17,242	79	4/19	@ Miami	L 99-126	20-59	Rider - 28	Jackson - 11	14,953
40	1/28	@ Portland	L 98-109	14-26	Laettner - 23	Laettner - 11	12,888	80	4/20	@ Orlando	L 101-121	20-60	Rider - 28	Laettner - 11	15,291
								81	4/22	PORTLAND	L 103-118	20-61	Rider - 25	Laettner - 10	18,577
								82	4/24	@ Dallas	L 102-116	20-62	Rider - 25	Brown - 9	11,843



1992-93

RECORD: 19-63



BACK ROW (L-R): Equipment Manager Clayton Wilson, Micheal Williams, Lance Blanks, Doug West, Chuck Person, Christian Laettner, Brad Sellers, Luc Longley, Felton Spencer, Thurl Bailey, Marlon Maxey, Bob McCann, GundarsVetra, Chris Smith, Video Coordinator Greg Bittner

FRONT ROW (L-R): Orthopaedic Surgeon Dr. David Fischer, Team Physician Dr. Sheldon Burns, Strength and Conditioning Coordinator Sol Brandys, Trainer Jay Jensen, President Bob Stein, Co-Owner Harvey Ratner, Co-Owner Marv Wolfenson, General Manager Jack McCloskey, Head Coach Jimmy Rodgers, Assistant to the General Manager/Assistant Coach Jim Brewer, Assistant Coach Sid Lowe, Assistant Coach Chuck Davisson

PLAYER	G/GS	MIN	FIELD GOALS			3-POINT FG			FREE THROWS			REBOUNDS			AST	PF	STL	BLK	PTS	AVG
			FG	FGA	PCT	FG	FGA	PCT	FT	FTA	PCT	OFF	DEF	TOT						
West	80/80	3104	646	1249	.517	2	23	.087	249	296	.841	89	158	247	235	279	85	21	1543	19.3
Laettner	81/81	2823	503	1061	.474	4	40	.100	462	553	.835	171	537	708	223	290	105	83	1472	18.2
Person	78/75	2985	541	1248	.433	118	332	.355	109	168	.649	98	335	433	343	198	67	30	1309	16.8
Williams	76/76	2661	353	791	.446	26	107	.243	419	462	.907	84	189	273	661	268	165	23	1151	15.1
Bailey	70/3	1276	203	446	.455	0	0	----	119	142	.838	53	162	215	61	88	20	47	525	7.5
McCann	79/7	1536	200	410	.488	0	2	.000	95	152	.625	92	190	282	68	202	51	58	495	6.3
Longley	55/25	1045	133	292	.455	0	0	----	53	74	.716	71	169	240	51	169	47	77	319	5.8
Maxey	43/3	520	93	169	.550	0	1	.000	45	70	.643	66	98	164	12	75	11	18	231	5.4
Glass	4/0	71	8	27	.296	0	2	.000	4	6	.667	1	2	3	9	6	3	0	20	5.0
Smith	80/6	1266	125	289	.433	2	14	.143	95	120	.792	32	64	96	196	96	48	16	347	4.3
Spencer	71/48	1296	105	226	.465	0	0	----	83	127	.654	134	190	324	17	243	23	66	293	4.1
Vetra	13/0	89	19	40	.475	3	3	1.000	4	6	.667	4	4	8	6	12	2	0	45	3.5
Blanks (TOT)	61/2	642	65	150	.433	11	43	.256	20	32	.625	18	50	68	72	61	16	5	161	2.6
Blanks (MIN)	61/2	642	65	150	.433	11	43	.256	20	32	.625	18	50	68	72	61	16	5	161	2.6
Sellers (TOT)	54/4	533	49	130	.377	0	1	.000	37	39	.949	27	56	83	46	40	6	11	135	2.5
Sellers (MIN)	54/4	533	49	130	.377	0	1	.000	37	39	.949	27	56	83	46	40	6	11	135	2.5
Randall	2/0	8	0	1	.000	0	1	.000	0	0	----	0	0	0	1	1	0	0	0	0.0
TIMBERWOLVES	82	19855	3043	6529	.466	166	569	.292	1794	2247	.798	940	2204	3144	2001	2028	649	455	8046	98.1
OPPONENTS	82	19855	3323	6814	.488	208	578	.360	1830	2413	.758	1122	2331	3453	2144	1875	734	494	8684	105.9



1992-93

DAY-BY-DAY

G#	DATE	OPPONENT	WOLVES/OPP	RECORD	HIGH POINTS	HIGH REBOUNDS	ATTEND.
1	11/6	@ Boston	L 92-113	0-1	Person - 24	Bailey - 8	14,890
2	11/7	GOLDEN STATE	L 119-121 (OT)	0-2	Laettner - 26	Laettner - 14	19,006
3	11/10	DALLAS	W 118-104	1-2	Person - 24	Laettner - 12	18,202
4	11/12	@ New Jersey	W 88-84	2-2	West - 24	Person - 12	14,226
5	11/14	PHOENIX	L 101-108	2-3	West - 23	Person - 12	19,006
6	11/17	CHICAGO	L 103-124	2-4	Person - 26	Person - 12	19,006
7	11/20	WASHINGTON	L 100-108	2-5	Person - 23	Laettner - 10	18,301
8	11/21	@ Denver	L 118-131	2-6	Laettner - 23	Person - 8	12,457
9	11/25	NEW YORK	L 78-99	2-7	Laettner - 29	Person - 10	18,063
10	11/27	@ Washington	W 102-83	3-7	Person - 26	Laettner - 9	12,346
11	11/28	DETROIT	W 82-80	4-7	Laettner - 23	McCann/Person - 9	19,006
12	12/3	@ Utah	L 91-110	4-8	Person/West - 16	Person - 9	19,911
13	12/5	@ Seattle	L 87-124	4-9	West - 18	Laettner - 9	11,223
14	12/6	@ L.A. Lakers	L 85-107	4-10	Person/West - 20	Person - 9	14,068
15	12/8	@ Houston	L 94-102	4-11	Person - 22	Williams - 8	10,077
16	12/10	@ Dallas	W 111-88	5-11	Person - 26	Longley - 9	11,124
17	12/12	HOUSTON	L 87-104	5-12	Person - 28	Laettner - 9	19,006
18	12/15	BOSTON	L 119-124 (2OT)	5-13	Laettner - 35	Laettner - 17	19,006
19	12/18	@ L.A. Clippers	L 95-103	5-14	Laettner - 24	Laettner - 10	10,353
20	12/19	Golden State	L 116-122 (OT)	5-15	West - 39	Person - 14	15,025
21	12/23	SACRAMENTO	L 96-102 (OT)	5-16	West - 26	Laettner/Person - 11	18,091
22	12/26	ATLANTA	L 105-113	5-17	Laettner - 26	Laettner/Longley/Person - 7	18,502
23	12/28	@ Utah	L 95-114	5-18	Williams - 19	Laettner/Person - 8	19,911
24	12/30	NEW JERSEY	L 92-118	5-19	Laettner - 18	Laettner - 8	18,032
25	1/2	DALLAS	W 103-71	6-19	Laettner - 26	McCann - 10	18,104
26	1/5	@ Milwaukee	L 100-114	6-20	West - 28	Laettner - 9	14,085
27	1/6	L.A. LAKERS	L 78-98	6-21	Person - 15	Person - 8	18,494
28	1/8	SEATTLE	L 93-98	6-22	West - 23	Person - 11	19,178
29	1/9	@ Cleveland	L 93-116	6-23	West - 23	McCann - 7	20,273
30	1/13	SAN ANTONIO	L 81-89	6-24	West - 16	Laettner - 13	17,852
31	1/15	DENVER	W 99-89	7-24	Person - 19	Laettner/Person - 7	18,777
32	1/18	L.A. CLIPPERS	L 93-94	7-25	West/Williams - 20	Bailey/Laettner/Spencer - 6	17,879
33	1/20	PORTLAND	L 94-110	7-26	West - 20	Laettner - 10	18,149
34	1/23	@ Sacramento	L 108-113	7-27	West - 25	Laettner - 11	17,317
35	1/25	@ Denver	L 97-102	7-28	Person - 29	Laettner - 12	10,178
36	1/27	PHOENIX	L 116-117 (OT)	7-29	Person - 28	Laettner - 9	18,503
37	1/29	@ Detroit	L 103-112	7-30	Laettner - 22	Laettner - 11	21,454
38	1/30	MILWAUKEE	W 91-82	8-30	West - 24	Spencer - 10	19,006
39	2/2	@ Portland	W 104-91	9-30	Person/Williams - 24	Laettner - 13	12,888
40	2/3	@ Phoenix	L 102-122	9-31	Laettner/Longley - 16	Longley/Person - 9	19,023
41	2/5	@ Houston	W 112-105	10-31	West - 33	McCann - 9	12,513

G#	DATE	OPPONENT	WOLVES/OPP	RECORD	HIGH POINTS	HIGH REBOUNDS	ATTEND.
42	2/6	@ San Antonio	L 95-104	10-32	Laettner - 21	Laettner/Longley - 8	16,057
43	2/10	MIAMI	L 90-101	10-33	Person - 20	Longley - 9	18,289
44	2/12	@ Indiana	W 102-100	11-33	Laettner - 22	Laettner - 7	13,975
45	2/13	HOUSTON	L 88-97	11-34	West - 18	Laettner - 10	19,006
46	2/15	UTAH	L 91-112	11-35	Person - 26	Person - 8	18,493
47	2/18	SACRAMENTO	W 121-114	12-35	Laettner - 28	Laettner - 16	17,813
48	2/23	@ New York	L 91-95	12-36	Williams - 27	Bailey/Spencer - 5	19,763
49	2/24	SEATTLE	L 77-89	12-37	Laettner - 28	Laettner - 9	17,824
50	2/26	DALLAS	W 99-89	13-37	West - 21	Laettner - 15	18,011
51	2/28	@ Miami	L 93-105	13-38	Bailey - 23	Longley - 9	15,008
52	3/2	@ Orlando	L 89-108	13-39	West - 28	Laettner - 13	15,151
53	3/4	CLEVELAND	L 95-103	13-40	Williams - 24	Bailey/Spencer - 8	17,854
54	3/6	SAN ANTONIO	W 106-105	14-40	Person - 33	Laettner - 9	18,844
55	3/8	PHILADELPHIA	L 83-92	14-41	Person - 22	McCann - 7	17,832
56	3/9	@ Utah	L 107-116	14-42	West - 23	Laettner - 19	19,911
57	3/11	@ Sacramento	L 95-109	14-43	Maxey - 24	Maxey - 12	17,317
58	3/12	@ L.A. Clippers	L 93-117	14-44	West - 20	Laettner/Maxey - 10	11,740
59	3/14	L.A. CLIPPERS	L 107-124	14-45	West - 28	Maxey - 8	18,101
60	3/16	DENVER	W 100-97	15-45	West - 28	Laettner - 14	17,818
61	3/18	@ Charlotte	L 85-113	15-46	Laettner/Vetra/ West - 17	Laettner - 13	23,698
62	3/19	@ Atlanta	L 103-121	15-47	Laettner - 23	Laettner - 12	10,519
63	3/21	CHARLOTTE	L 95-99	15-48	Laettner - 27	Laettner - 18	19,006
64	3/23	@ Chicago	L 100-107	15-49	Person - 31	Laettner - 12	18,767
65	3/24	SAN ANTONIO	L 92-105	15-50	Laettner - 26	Laettner - 7	17,806
66	3/26	GOLDEN STATE	L 91-94	15-51	West - 27	Laettner - 12	18,374
67	3/28	HOUSTON	W 101-100	16-51	Person - 37	Spencer - 14	17,891
68	3/30	@ Golden State	W 103-100	17-51	Williams - 25	Laettner - 10	15,025
69	3/31	@ L.A. Lakers	W 126-113	18-51	Laettner - 28	Laettner - 10	15,350
70	4/2	@ San Antonio	L 101-108	18-52	Williams - 19	Laettner - 9	16,057
71	4/4	@ Denver	L 94-120	18-53	West - 29	Laettner - 15	16,461
72	4/7	INDIANA	L 105-113	18-54	Williams - 30	Spencer - 7	17,815
73	4/9	ORLANDO	L 92-95	18-55	West - 23	Laettner - 9	19,006
74	4/11	@ Portland	L 110-127	18-56	Person - 21	Person - 7	12,888
75	4/13	@ Seattle	L 95-129	18-57	Smith - 24	McCann - 7	12,461
76	4/14	@ Phoenix	L 84-98	18-58	West - 27	Laettner - 8	19,023
77	4/16	PORTLAND	L 109-117	18-59	Laettner - 28	Maxey - 6	19,006
78	4/18	@ Philadelphia	L 79-106	18-60	West - 24	Laettner - 13	10,405
79	4/20	L.A. LAKERS	L 95-107	18-61	Laettner/West - 20	Laettner - 11	19,006
80	4/22	@ Houston	L 110-112 (OT)	18-62	West - 29	Person/Spencer - 7	16,123
81	4/23	@ Dallas	L 100-103	18-63	Williams - 31	Williams - 9	17,502
82	4/25	UTAH	W 113-111	19-63	Williams - 29	Spencer - 9	18,627



1991-92

RECORD: 15-67



BACK ROW (L-R): Assistant Coach Sid Lowe, Myron Brown, Scott Brooks, Doug West, Tyrone Corbin, Tod Murphy, Felton Spencer, Randy Breuer, Tellis Frank, Sam Mitchell, Tony Campbell, Gerald Glass, Pooh Richardson, Assistant Coach/Director of Player Personnel Jim Brewer

FRONT ROW (L-R): Equipment Manager Greg Bittner, Strength and Conditioning Coordinator Sol Brandys, Scout Walt Perrin, Video Coordinator/Scout Chuck Davisson, Head Coach Jimmy Rodgers, Owner Marv Wolfenson, Owner Harvey Ratner, President Bob Stein, Trainer Jay Jensen, Dr. Sheldon Burns, Dr. David Fischer

PLAYER	FIELD GOALS				3-POINT FG				FREE THROWS				REBOUNDS				PTS	AVG
	G/GS	MIN	FG	FGA	PCT	FG	FGA	PCT	FT	FTA	PCT	OFF	DEF	TOT	AST	PF	STL	BLK
Campbell	78/41	2441	527	1137	.464	13	37	.351	240	299	.803	141	145	286	229	206	84	31
Richardson	82/82	2922	587	1261	.466	53	155	.342	123	178	.691	91	210	301	685	152	119	25
Corbin	11/8	344	57	142	.401	0	1	.000	44	53	.830	24	45	69	33	31	12	6
West	80/72	2540	463	894	.518	4	23	.174	186	231	.805	107	150	257	281	239	66	26
Glass	75/41	1822	383	871	.440	16	54	.296	77	125	.616	107	153	260	175	171	66	30
Bailey (TOT)	84/18	2104	368	836	.440	0	2	.000	215	270	.796	122	363	485	78	160	35	117
Bailey (MIN)	71/18	1777	329	735	.448	0	1	.000	171	215	.795	99	308	407	59	129	30	102
Mitchell	82/63	2151	307	725	.423	2	11	.182	209	266	.786	158	315	473	94	230	53	39
Spencer	61/54	1481	141	331	.426	0	0	—	123	178	.691	167	268	435	53	241	27	79
Breuer	67/25	1176	161	344	.468	0	1	.000	41	77	.532	98	183	281	89	117	27	99
Brooks	82/0	1082	167	374	.447	32	90	.356	51	63	.810	27	72	99	205	82	66	7
Frank	10/0	140	18	33	.545	0	0	—	10	15	.667	8	18	26	8	24	5	4
Longley	66/3	991	114	249	.458	0	0	—	53	80	.663	67	190	257	53	157	35	64
Randall (TOT)	54/0	441	68	149	.456	3	16	.188	32	43	.744	39	32	71	33	39	12	3
Randall (MIN)	39/0	374	58	127	.457	3	14	.214	26	35	.743	35	27	62	26	31	12	3
Brown	4/0	23	4	6	.667	1	3	.333	0	0	—	0	3	3	6	2	1	0
Murphy	47/3	429	39	80	.488	1	2	.500	19	34	.559	36	74	110	11	40	9	8
Garrick	15/0	112	11	33	.333	1	2	.500	6	8	.750	2	7	9	18	14	7	3
TIMBERWOLVES	82	19805	3366	7342	.458	126	394	.320	1379	1857	.743	1167	2168	3335	2025	1866	619	526
OPPONENTS	82	19805	3453	7116	.485	171	483	.354	1738	2337	.744	1311	2534	3845	2088	1675	660	574



1991-92
DAY-BY-DAY

G#	DATE	OPPONENT	WOLVES/OPP	RECORD	HIGH POINTS	HIGH REBOUNDS	ATTEND.	G#	DATE	OPPONENT	WOLVES/OPP	RECORD	HIGH POINTS	HIGH REBOUNDS	ATTEND.
1	11/1	UTAH	L 97-112	0-1	Richardson - 20	Mitchell - 9	19,006	43	1/31	@ San Antonio	L 101-103	7-36	Campbell - 20	Bailey - 8	16,057
2	11/6	DALLAS	L 94-97	0-2	West - 14	Spencer - 9	19,006	44	2/2	@ Cleveland	L 95-106	7-37	Campbell - 29	Bailey - 9	15,685
3	11/7	@ Denver	L 77-88	0-3	Campbell - 18	Corbin - 9	9,837	45	2/3	DENVER	W 114-99	8-37	Campbell - 30	Breuer - 9	18,434
4	11/9	@ Sacramento	W 84-80	1-3	Mitchell - 17	Mitchell - 10	17,014	46	2/5	ORLANDO	L 102-109	8-38	Richardson - 20	West - 8	18,408
5	11/10	@ L.A. Lakers	L 86-96	1-4	Campbell - 14	Spencer - 13	16,833	47	2/11	L.A. LAKERS	L 108-116	8-39	Richardson - 22	Mitchell/Richardson - 7	19,006
6	11/13	WASHINGTON	L 114-119 (OT)	1-5	Mitchell - 24	Mitchell/Spencer - 14	19,006	48	2/13	@ Detroit	W 96-93	9-39	Campbell - 28	Breuer - 9	21,454
7	11/15	PORTLAND	L 102-107	1-6	West - 19	Corbin - 10	19,006	49	2/15	INDIANA	L 101-117	9-40	Campbell - 21	Mitchell - 9	19,006
8	11/17	SEATTLE	L 91-101	1-7	Richardson - 17	Breuer/Mitchell - 7	19,006	50	2/17	@ Houston	W 124-122 (OT)	10-40	Campbell - 35	Mitchell - 9	13,605
9	11/20	@ San Antonio	L 106-113	1-8	Corbin/ Richardson - 23	Mitchell - 11	16,057	51	2/19	@ San Antonio	L 103-113	10-41	Campbell/West - 21	Breuer/Mitchell - 6	16,057
10	11/21	@ Houston	L 102-106	1-9	West - 24	Mitchell - 9	12,902	52	2/21	@ Dallas	L 94-109	10-42	Richardson - 17	Mitchell - 10	16,009
11	11/23	HOUSTON	W 102-89	2-9	Breuer - 18	Corbin/Mitchell - 11	19,006	53	2/22	@ Chicago	L 90-105	10-43	Campbell - 20	Bailey - 11	18,676
12	11/27	DENVER	W 101-92	3-9	Glass/Mitchell - 22	Glass - 10	19,006	54	2/24	SEATTLE	L 91-106	10-44	Longley - 19	Bailey/Longley/ Richardson - 5	18,082
13	11/30	@ Dallas	L 78-79	3-10	Glass - 23	Bailey/Glass - 7	16,155	55	2/26	DALLAS	W 106-105	11-44	Glass - 31	Campbell - 8	18,173
14	12/3	PHOENIX	L 95-101	3-11	Campbell - 27	Glass - 13	18,582	56	2/29	@ New York	L 87-103	11-45	Campbell - 20	Bailey - 8	17,368
15	12/6	@ Seattle	L 94-96	3-12	Glass - 27	Longley - 11	9,796	57	3/3	SAN ANTONIO	L 102-103	11-46	Richardson - 27	Glass - 10	18,707
16	12/7	@ L.A. Clippers	L 87-101	3-13	Campbell/ Richardson - 21	Bailey/Longley - 7	9,788	58	3/5	CHICAGO	L 100-113	11-47	Richardson - 22	Longley - 9	19,006
17	12/11	SAN ANTONIO	L 85-98	3-14	Glass - 21	Richardson - 9	18,247	59	3/7	@ Indiana	L 97-108	11-48	Campbell - 19	Longley - 6	13,716
18	12/13	PHILADELPHIA	L 95-104	3-15	Campbell - 21	Mitchell - 10	18,632	60	3/10	@ Charlotte	L 96-105	11-49	West - 23	Bailey/Campbell/ Longley - 8	23,698
19	12/14	@ Milwaukee	L 92-103	3-16	Mitchell - 21	West - 10	14,911	61	3/11	PORTLAND	L 113-124	11-50	West - 25	Spencer - 10	18,479
20	12/16	@ Portland	L 104-119	3-17	Campbell - 25	Breuer/Murphy/West - 7	12,888	62	3/13	@ Washington	L 115-118	11-51	Richardson - 22	Bailey - 7	8,715
21	12/17	@ Golden State	L 105-119	3-18	West - 28	Mitchell - 9	15,025	63	3/15	PHOENIX	L 113-118	11-52	Brooks - 21	Bailey - 6	19,006
22	12/19	L.A. LAKERS	W 93-85	4-18	Campbell - 23	Mitchell - 10	18,402	64	3/17	@ Portland	L 91-111	11-53	Campbell - 16	Spencer - 9	12,888
23	12/21	L.A. CLIPPERS	L 87-100	4-19	Richardson - 21	Spencer - 10	18,391	65	3/18	@ Golden State	L 120-123	11-54	Campbell - 30	Glass - 10	15,025
24	12/23	NEW YORK	L 91-97	4-20	Brooks - 18	Breuer - 10	19,006	66	3/20	@ L.A. Lakers	L 121-131	11-55	Glass - 21	Bailey - 12	16,291
25	12/27	GOLDEN STATE	L 102-106 (OT)	4-21	Richardson - 22	Mitchell - 17	19,006	67	3/21	@ Phoenix	L 105-121	11-56	Richardson - 23	Spencer - 11	14,496
26	12/28	@ Atlanta	L 122-125 (OT)	4-22	Campbell - 36	Mitchell - 8	12,209	68	3/23	DENVER	L 95-100	11-57	West - 20	Breuer - 12	19,006
27	12/30	SACRAMENTO	L 109-117	4-23	Richardson - 23	Spencer - 10	19,006	69	3/25	MIAMI	L 97-105	11-58	Brooks - 19	Longley - 9	18,818
28	1/2	MILWAUKEE	L 91-92	4-24	Campbell - 24	Mitchell/Spencer - 8	19,006	70	3/27	ATLANTA	L 103-105	11-59	West - 22	Bailey - 9	19,006
29	1/4	BOSTON	W 100-96	5-24	Campbell - 34	Spencer - 11	19,006	71	3/29	SACRAMENTO	L 86-112	11-60	Bailey - 21	Spencer - 10	19,006
30	1/7	CLEVELAND	L 98-113	5-25	Richardson - 18	Bailey - 10	18,388	72	3/31	@ Denver	W 121-114	12-60	Richardson - 27	Bailey - 11	12,335
31	1/8	@ New Jersey	L 97-103	5-26	Campbell - 22	Richardson - 9	7,113	73	4/3	@ Dallas	W 104-95	13-60	Richardson - 22	Bailey/Spencer - 9	15,795
32	1/10	@ Boston	W 104-94	6-26	Glass - 22	Spencer - 11	14,890	74	4/5	UTAH	W 93-91	14-60	Campbell - 22	Spencer - 16	19,006
33	1/11	UTAH	W 101-96	7-26	Campbell - 21	Spencer - 11	19,006	75	4/7	L.A. CLIPPERS	L 108-115	14-61	Richardson - 23	Spencer - 6	18,096
34	1/13	@ Phoenix	L 111-131	7-27	Richardson - 14	Spencer - 8	14,496	76	4/9	HOUSTON	L 102-117	14-62	Bailey/ Richardson - 21	Spencer - 10	18,167
35	1/14	@ Utah	L 110-116	7-28	Richardson - 27	Bailey - 11	19,911	77	4/11	@ Sacramento	L 94-114	14-63	Richardson - 21	Spencer - 7	17,014
36	1/16	SAN ANTONIO	L 111-125	7-29	Glass - 16	Spencer - 7	18,674	78	4/12	@ Seattle	L 116-126	14-64	Richardson - 25	West - 8	11,391
37	1/18	NEW JERSEY	L 100-112	7-30	West - 22	Spencer - 9	19,006	79	4/14	GOLDEN STATE	L 100-122	14-65	Richardson - 22	Spencer - 10	18,410
38	1/20	@ Miami	L 106-121	7-31	Campbell - 21	Bailey/Spencer - 7	15,008	80	4/16	@ L.A. Clippers	L 93-96	14-66	Glass - 16	Bailey - 6	14,025
39	1/21	@ Orlando	L 92-105	7-32	West - 26	Longley - 9	15,151	81	4/17	@ Utah	L 106-120	14-67	Richardson - 23	Spencer - 9	19,911
40	1/23	DETROIT	L 100-111	7-33	Richardson - 23	Mitchell - 10	18,807	82	4/19	CHARLOTTE	W 130-107	15-67	Campbell - 23	Spencer - 10	19,006
41	1/24	@ Philadelphia	L 86-119	7-34	Mitchell - 19	Bailey - 10	14,271								
42	1/28	@ Houston	L 102-111	7-35	Richardson - 21	Bailey - 7	13,338								



1990-91
RECORD: 29-53



BACK ROW (L-R): Dr. Sheldon Burns, Dr. David Fischer, Director of Player Personnel Billy McKinney, Owner Harvey Ratner, Owner Marv Wolfenson, President Bob Stein, Strength and Conditioning Coordinator Sol Brandys, Scout Walt Perrin, Assistant Coach Dave Pritchett, Assistant Coach Eric Musselman

MIDDLE ROW (L-R): Trainer Jay Jensen, Pooh Richardson, Jim Thomas, Gerald Glass, Sam Mitchell, Tony Campbell, Scott Brooks, Head Coach Bill Musselman, Equipment Manager Greg Bittner

FRONT ROW (L-R): Assistant Coach Tom Thibodeau, Tod Murphy, Tyrone Corbin, Felton Spencer, Randy Breuer, Doug West, Richard Coffey, Scout Jim Brewer

PLAYER	G/GS	MIN	FIELD GOALS			3-POINT FG			FREE THROWS			REBOUNDS			AST	PF	STL	BLK	PTS	AVG
			FG	FGA	PCT	FG	FGA	PCT	FT	FTA	PCT	OFF	DEF	TOT						
Campbell	77/71	2893	652	1502	.434	16	61	.262	358	446	.803	161	185	346	214	204	121	48	1678	21.8
Corbin	82/82	3196	587	1311	.448	2	10	.200	296	371	.798	185	404	589	347	257	162	53	1472	18.0
Richardson	82/82	3154	635	1350	.470	42	128	.328	89	165	.539	82	204	286	734	114	131	13	1401	17.1
Mitchell	82/60	3121	445	1010	.441	0	9	.000	307	396	.775	188	332	520	133	338	66	57	1197	14.6
Spencer	81/46	2099	195	381	.512	0	1	.000	182	252	.722	272	369	641	25	337	48	121	572	7.1
Glass	51/3	606	149	340	.438	2	17	.118	52	76	.684	54	48	102	42	76	28	9	352	6.9
Breuer	73/44	1505	197	435	.453	0	0	----	35	79	.443	114	231	345	73	132	35	80	429	5.9
Brooks	80/0	980	159	370	.430	45	135	.333	61	72	.847	28	44	72	204	122	53	5	424	5.3
Murphy	52/19	1063	90	227	.396	1	17	.059	70	105	.667	92	163	255	60	101	25	20	251	4.8
West	75/1	824	118	246	.480	0	1	.000	58	84	.690	56	80	136	48	115	35	23	294	3.9
Thornton	12/1	110	4	13	.308	0	0	----	8	10	.800	1	14	15	1	18	0	3	16	1.3
Coffey	52/1	320	28	75	.373	0	1	.000	12	22	.545	42	37	79	3	45	6	4	68	1.3
Godfread	10/0	20	5	12	.417	0	1	.000	3	4	.750	0	2	2	0	5	1	4	13	1.3
Thomas	3/0	14	1	4	.250	0	0	----	0	0	----	0	0	0	1	0	1	0	2	0.7
TIMBERWOLVES	82	19905	3265	7276	.449	108	381	.283	1531	2082	.735	1275	2113	3388	1885	1864	712	440	8169	99.6
OPPONENTS	82	19905	3320	6778	.490	171	505	.339	1680	2219	.757	1094	2379	3473	2142	1692	512	511	8491	103.5



1990-91

DAY-BY-DAY

G#	DATE	OPPONENT	WOLVES/OPP	RECORD	HIGH POINTS	HIGH REBOUNDS	ATTEND.	G#	DATE	OPPONENT	WOLVES/OPP	RECORD	HIGH POINTS	HIGH REBOUNDS	ATTEND.
1	11/2	DALLAS	W 98-85	1-0	Campbell - 24	Corbin - 9	19,006	42	2/2	@ Cleveland	L 110-113 (OT)	14-28	Campbell/ Mitchell - 28	Mitchell - 11	16,002
2	11/3	@ Milwaukee	L 93-111	1-1	Campbell - 30	Murphy - 9	15,102	43	2/3	PHILADELPHIA	W 110-102 (2OT)	15-28	Mitchell - 37	Corbin - 13	19,006
3	11/6	@ Indiana	L 96-98	1-2	Corbin - 23	Breuer - 12	8,473	44	2/5	UTAH	W 94-93	16-28	Mitchell - 22	Murphy - 15	19,006
4	11/7	CHICAGO	L 91-96	1-3	Campbell - 26	Spencer - 9	19,006	45	2/7	@ Orlando	L 103-108	16-29	Richardson - 30	Murphy - 9	15,077
5	11/9	CHARLOTTE	W 106-77	2-3	Campbell - 26	Corbin - 13	19,006	46	2/12	@ Golden State	L 105-126	16-30	Corbin - 31	Corbin - 15	15,025
6	11/11	ORLANDO	W 108-81	3-3	Campbell - 24	Spencer - 9	19,006	47	2/13	@ L.A. Lakers	L 106-120	16-31	Richardson - 31	Mitchell - 8	16,662
7	11/13	@ Houston	L 88-90	3-4	Corbin - 19	Murphy - 10	13,234	48	2/15	@ L.A. Clippers	L 107-124	16-32	Corbin - 25	Corbin - 10	12,168
8	11/15	@ Denver	L 108-121	3-5	Campbell/Corbin - 24	Corbin - 14	6,663	49	2/16	@ Utah	L 107-115	16-33	Campbell - 25	Campbell/Murphy - 7	12,616
9	11/18	UTAH	L 94-103	3-6	Campbell/Corbin - 24	Corbin/Mitchell - 6	19,006	50	2/18	DENVER	W 128-114	17-33	Campbell - 25	Murphy - 11	19,006
10	11/20	@ Dallas	W 92-91 (OT)	4-6	Campbell - 28	Corbin - 16	15,975	51	2/20	GOLDEN STATE	L 105-108	17-34	Mitchell - 29	Murphy - 12	19,006
11	11/21	@ San Antonio	L 100-114	4-7	Mitchell - 18	Corbin - 11	15,908	52	2/22	ORLANDO	L 101-103	17-35	Campbell - 33	Spencer - 14	19,006
12	11/25	HOUSTON	L 91-107	4-8	Richardson - 22	Mitchell - 7	19,118	53	2/24	HOUSTON	L 91-100	17-36	Richardson - 21	Spencer - 10	19,006
13	11/27	@ Sacramento	W 89-80	5-8	Corbin - 17	Spencer - 13	17,014	54	2/26	DALLAS	W 100-94	18-36	Corbin - 31	Corbin - 11	19,006
14	11/29	@ Portland	L 92-107	5-9	Corbin - 26	Spencer - 9	12,884	55	2/27	@ Boston	L 111-116	18-37	Campbell - 33	Spencer - 16	14,890
15	11/30	@ Utah	L 79-96	5-10	Richardson - 22	Campbell - 13	12,616	56	3/2	L.A. CLIPPERS	L 102-104	18-38	Corbin - 20	Corbin - 11	19,006
16	12/2	@ L.A. Clippers	L 77-102	5-11	Campbell - 20	Breuer - 8	10,409	57	3/5	L.A. LAKERS	W 94-85	19-38	Campbell - 25	Mitchell - 14	19,006
17	12/4	INDIANA	W 83-81	6-11	Breuer/ Richardson - 20	Spencer - 8	19,118	58	3/7	SEATTLE	L 86-91	19-39	Corbin/ Richardson - 16	Spencer - 11	19,006
18	12/6	L.A. LAKERS	L 73-83	6-12	Campbell - 23	Spencer - 11	19,006	59	3/10	PHOENIX	L 109-123	19-40	Campbell - 27	Spencer - 14	19,006
19	12/11	L.A. CLIPPERS	W 101-95	7-12	Campbell - 30	Spencer - 16	19,006	60	3/12	@ Chicago	L 99-131	19-41	Richardson - 18	Breuer/Corbin/ Spencer/West - 6	18,268
20	12/13	NEW YORK	L 76-87	7-13	Richardson - 22	Mitchell - 6	19,006	61	3/14	@ Denver	L 105-112	19-42	Campbell - 32	Spencer - 13	7,308
21	12/15	SAN ANTONIO	L 74-90	7-14	Richardson - 16	Spencer - 11	19,006	62	3/15	@ Seattle	W 100-96 (OT)	20-42	Campbell - 26	Mitchell - 9	11,947
22	12/18	@ Sacramento	L 99-108	7-15	Campbell - 28	Corbin - 11	17,014	63	3/17	MIAMI	W 90-87	21-42	Campbell - 24	Breuer - 14	19,006
23	12/19	@ Phoenix	L 96-112	7-16	Glass - 27	Mitchell/Spencer - 7	14,487	64	3/19	HOUSTON	L 85-98	21-43	Campbell - 32	Mitchell - 14	19,006
24	12/22	@ Golden State	L 102-115	7-17	Glass - 24	Corbin - 10	15,025	65	3/20	@ New Jersey	L 111-118 (OT)	21-44	Campbell - 29	Spencer - 13	8,209
25	12/23	@ L.A. Lakers	L 94-118	7-18	Glass - 32	Spencer - 19	16,115	66	3/22	CLEVELAND	W 110-105	22-44	Campbell - 30	Corbin - 8	19,006
26	12/28	DETROIT	L 85-97	7-19	Campbell - 26	Spencer - 14	19,006	67	3/23	@ Utah	L 89-95	22-45	Richardson - 25	Mitchell/Spencer - 6	12,616
27	12/30	SEATTLE	W 126-106	8-19	Mitchell - 26	Spencer - 12	19,006	68	3/26	@ Phoenix	L 95-117	22-46	Mitchell - 19	Corbin - 12	14,487
28	1/2	DALLAS	W 115-95	9-19	Campbell - 32	Spencer - 16	19,006	69	3/29	@ Seattle	L 107-117	22-47	Campbell - 30	Campbell - 8	12,968
29	1/4	WASHINGTON	L 100-111	9-20	Corbin - 26	Spencer - 11	19,006	70	3/30	@ Portland	L 91-121	22-48	Campbell - 26	Breuer - 10	12,881
30	1/5	@ Atlanta	L 112-117 (OT)	9-21	Campbell - 34	Corbin - 11	10,998	71	4/2	PORTLAND	L 93-104	22-49	Campbell - 22	Mitchell - 8	19,006
31	1/7	PHOENIX	L 106-119	9-22	Campbell - 29	Mitchell - 9	19,006	72	4/4	DENVER	W 134-122	23-49	Corbin - 26	Breuer - 12	19,006
32	1/9	@ Orlando	W 111-103	10-22	Richardson - 30	Spencer - 14	15,077	73	4/5	@ Detroit	L 82-101	23-50	Campbell - 22	Mitchell - 7	21,454
33	1/11	@ Miami	W 108-107	11-22	Campbell - 29	Spencer - 12	15,008	74	4/7	SAN ANTONIO	L 87-92	23-51	Campbell - 22	Richardson - 9	19,006
34	1/15	PORTLAND	L 117-132	11-23	Mitchell - 29	Spencer - 9	19,006	75	4/9	NEW JERSEY	W 109-89	24-51	Campbell - 24	Spencer - 13	19,006
35	1/16	@ New York	W 93-89	12-23	Corbin - 22	Corbin - 12	14,345	76	4/11	ATLANTA	W 112-98	25-51	Campbell - 27	Breuer - 13	19,006
36	1/19	GOLDEN STATE	W 121-113	13-23	Richardson - 35	Corbin - 11	19,006	77	4/12	@ Charlotte	L 110-111 (2OT)	25-52	Campbell - 34	Mitchell - 10	23,901
37	1/21	@ Denver	L 110-115	13-24	Mitchell - 26	Breuer - 16	7,292	78	4/14	@ Philadelphia	W 96-88	26-52	Campbell - 23	Breuer - 13	14,164
38	1/24	@ Houston	L 94-118	13-25	Richardson - 23	Spencer - 8	13,535	79	4/15	SACRAMENTO	W 112-94	27-52	Corbin - 19	Corbin/Spencer - 11	19,006
39	1/26	@ San Antonio	L 105-112	13-26	Richardson - 25	Spencer - 8	15,908	80	4/17	@ Dallas	L 100-102	27-53	Campbell - 27	Spencer - 12	16,224
40	1/28	BOSTON	L 87-108	13-27	Corbin/ Richardson - 18	Corbin - 13	19,006	81	4/19	MILWAUKEE	W 109-91	28-53	Campbell - 28	Spencer - 13	19,006
41	1/30	SACRAMENTO	W 95-86	14-27	Corbin - 27	Corbin/Mitchell - 7	19,006	82	4/21	@ Washington	W 89-87	29-53	Campbell - 22	Spencer - 9	12,084



1989-90

RECORD: 22-60



BACK ROW (L-R): Dr. Sheldon Burns, Director of Player Personnel Billy McKinney, Owner Harvey Ratner, Owner Mary Wolfenson, President Bob Stein, David Fischer, Strength and Conditioning Coordinator Sol Brandys, Assistant Trainer Howard Rappaport

MIDDLE ROW (L-R): Trainer Jay Jensen, Pooh Richardson, Sam Mitchell, Tony Campbell, Adrian Branch, Donald Royal, Sidney Lowe, Head Coach Bill Musselman

FRONT ROW (L-R): Assistant Coach Tom Thibodeau, Scott Roth, Tyrone Corbin, Tod Murphy, Brad Lohaus, Doug West, Gary Leonard, Assistant Coach Bob Zuffelato

PLAYER	G/GS	MIN	FIELD GOALS			3-POINT FG			FREE THROWS			REBOUNDS			AST	PF	STL	BLK	PTS	AVG
			FG	FGA	PCT	FG	FGA	PCT	FT	FTA	PCT	OFF	DEF	TOT						
Campbell	82/81	3164	723	1581	.457	9	54	.167	448	569	.787	209	242	451	213	260	111	31	1903	23.2
Corbin	82/80	3011	521	1083	.481	0	11	.000	161	209	.770	219	385	604	216	288	175	41	1203	14.7
Mitchell	80/30	2414	372	834	.446	0	9	.000	268	349	.768	180	282	462	89	301	66	54	1012	12.7
Richardson	82/48	2581	426	925	.461	23	83	.277	63	107	.589	55	162	217	554	143	133	25	938	11.4
Breuer (TOT)	81/55	1879	298	696	.428	0	1	.000	126	193	.653	154	263	417	97	196	42	108	722	8.9
Breuer (MIN)	51/47	1325	212	510	.416	0	1	.000	94	142	.662	111	179	290	84	133	33	75	518	10.2
Murphy	82/59	2493	260	552	.471	16	43	.372	144	203	.709	207	357	564	106	229	76	60	680	8.3
Lohaus	28/24	590	94	202	.465	1	16	.063	21	26	.808	21	89	110	62	66	14	22	210	7.5
Roth	71/3	1061	159	420	.379	18	52	.346	150	201	.746	34	78	112	115	144	51	6	486	6.8
Branch	11/0	91	25	61	.410	1	1	1.000	14	22	.636	8	12	20	4	14	6	0	65	5.9
Royal	66/0	746	117	255	.459	0	1	.000	153	197	.777	69	68	137	43	107	32	8	387	5.9
Sellers (TOT)	59/0	700	103	254	.406	0	5	.000	58	73	.795	39	50	89	33	74	17	22	264	4.5
Sellers (MIN)	14/0	113	19	56	.339	0	2	.000	9	12	.750	8	11	19	1	11	6	3	47	3.4
West	52/0	378	53	135	.393	3	11	.273	26	32	.813	24	46	70	18	61	10	6	135	2.6
Lowe	80/38	1744	73	229	.319	2	9	.222	39	54	.722	41	122	163	337	114	73	4	187	2.3
Leonard	22/0	127	13	31	.419	0	1	.000	6	14	.429	10	17	27	1	26	3	9	32	1.5
Johnson	4/0	17	0	2	.000	0	0	----	0	0	----	0	3	3	1	4	0	0	0	0.0
TIMBERWOLVES	82	19855	3067	6876	.446	73	294	.248	1596	2137	.747	1196	2053	3249	1844	1901	789	344	7803	95.2
OPPONENTS	82	19855	3081	6391	.482	129	391	.330	1859	2420	.768	1050	2322	3372	1880	1748	578	489	8150	99.4



1989-90

DAY-BY-DAY

G#	DATE	OPPONENT	WOLVES/OPP	RECORD	HIGH POINTS	HIGH REBOUNDS	ATTEND.	G#	DATE	OPPONENT	WOLVES/OPP	RECORD	HIGH POINTS	HIGH REBOUNDS	ATTEND.
1	11/3	@ Seattle	L 94-106	0-1	Corbin - 20	Corbin - 8	13,805	43	2/2	BOSTON	W 116-105	10-33	Campbell - 44	Campbell - 14	35,713
2	11/5	@ Portland	L 83-93	0-2	Campbell - 20	Corbin - 12	12,884	44	2/4	GOLDEN STATE	L 95-105	10-34	Breuer - 40	Corbin - 13	29,434
3	11/8	CHICAGO	L 84-96	0-3	Campbell - 31	Murphy/Corbin - 10	35,427	45	2/6	@ Houston	L 101-108	10-35	Royal - 21	Mitchell - 10	14,505
4	11/10	PHILADELPHIA	W 125-118 (OT)	1-3	Campbell - 38	Corbin - 13	29,117	46	2/8	@ Dallas	L 77-90	10-36	Campbell/ Murphy - 17	Murphy - 10	17,007
5	11/12	SEATTLE	L 97-108	1-4	Mitchell - 31	Mitchell - 10	21,702								
6	11/14	GOLDEN STATE	W 101-98	2-4	Campbell - 26	Corbin - 11	24,961	47	2/13	@ Utah	L 104-110 (OT)	10-37	Campbell - 29	Campbell - 10	12,616
7	11/15	SAN ANTONIO	L 76-86	2-5	Campbell/Mitchell	Mitchell - 10	20,382	48	2/14	CHARLOTTE	W 95-86	11-37	Campbell - 33	Mitchell - 11	17,391
8	11/17	@ Boston	L 99-116	2-6	Mitchell - 22	Corbin - 9	14,890	49	2/16	INDIANA	W 111-105	12-37	Mitchell/ Richardson - 24	Corbin - 11	25,395
9	11/18	@ New York	L 96-111	2-7	Campbell/ Mitchell - 29	Mitchell - 10	17,614								
10	11/21	UTAH	L 101-103 (OT)	2-8	Corbin - 26	Corbin/Mitchell - 8	20,179	50	2/18	ATLANTA	W 108-98	13-37	Campbell/ Corbin - 26	Corbin - 12	28,514
11	11/22	DENVER	L 93-96	2-9	Campbell - 21	Lohaus - 10	22,025	51	2/20	HOUSTON	W 97-92	14-37	Campbell - 30	Corbin - 12	19,325
12	11/24	@ Dallas	L 89-99	2-10	Campbell - 24	Mitchell - 12	17,007	52	2/21	@ New Jersey	L 93-95	14-38	Campbell - 26	Mitchell - 8	8,219
13	11/25	@ Charlotte	L 73-81	2-11	Campbell - 24	Lohaus - 11	23,901	53	2/23	@ San Antonio	L 95-105	14-39	Campbell - 20	Murphy/Royal - 11	15,910
14	11/29	@ Miami	W 105-100	3-11	Campbell - 31	Corbin - 8	15,008	54	2/25	DALLAS	L 82-87	14-40	Murphy - 16	Murphy - 13	24,141
15	11/30	@ Orlando	L 96-103	3-12	Corbin - 25	Lohaus - 11	15,077	55	2/27	WASHINGTON	W 104-88	15-40	Campbell - 29	Murphy - 14	18,456
16	12/2	@ Cleveland	W 101-74	4-12	Campbell - 24	Corbin - 10	14,995	56	3/2	@ Seattle	L 83-99	15-41	Richardson - 19	Mitchell - 9	11,272
17	12/5	NEW JERSEY	W 92-90	5-12	Campbell - 26	Mitchell - 8	18,918	57	3/4	@ L.A. Lakers	L 96-115	15-42	Breuer/Corbin - 18	Campbell - 8	17,505
18	12/9	@ Atlanta	L 91-104	5-13	West - 23	Lohaus - 7	11,876	58	3/7	DENVER	L 73-86	15-43	Richardson - 19	Murphy - 15	18,947
19	12/12	@ Indiana	L 112-113 (OT)	5-14	Corbin - 27	Mitchell - 12	8,754	59	3/8	L.A. CLIPPERS	W 111-94	16-43	Campbell - 30	Corbin - 14	21,632
20	12/13	DALLAS	L 87-90	5-15	Campbell/ Lohaus - 19	Mitchell - 11	21,087	60	3/10	PHOENIX	L 98-101 (OT)	16-44	Campbell - 27	Corbin - 14	30,158
21	12/15	MIAMI	L 84-95	5-16	Campbell - 23	Mitchell - 11	21,899	61	3/12	SAN ANTONIO	L 88-92	16-45	Breuer - 21	Breuer - 12	19,834
22	12/17	UTAH	L 112-122	5-17	Campbell - 34	Murphy - 8	23,262	62	3/15	NEW YORK	W 102-82	17-45	Campbell - 27	Murphy - 17	25,870
23	12/19	@ Washington	L 99-112	5-18	Campbell, Mitchell - 28	Corbin - 13	6,703	63	3/17	L.A. LAKERS	L 99-101	17-46	Campbell/ Murphy - 24	Campbell - 11	43,606
24	12/20	L.A. LAKERS	L 97-106 (OT)	5-19	Campbell - 26	Murphy - 9	25,689	64	3/18	@ Denver	L 98-103	17-47	Campbell - 22	Murphy - 13	11,864
25	12/23	MILWAUKEE	L 90-94	5-20	Campbell - 23	Corbin - 14	23,249	65	3/20	@ Golden State	L 101-105	17-48	Campbell - 34	Corbin/Murphy - 10	15,025
26	12/26	@ Chicago	L 99-112	5-21	Campbell - 20	Mitchell - 8	18,676	66	3/21	@ Sacramento	L 84-90	17-49	Campbell/Corbin/Murphy - 11	Murphy - 20	17,014
27	12/27	HOUSTON	W 108-91	6-21	Lowe - 22	Murphy - 11	27,661	67	3/23	@ Phoenix	L 99-120	17-50	Campbell - 28	Corbin - 6	14,487
28	12/29	PHOENIX	L 101-118	6-22	Richardson/ Campbell - 22	Richardson - 6	25,699	68	3/25	@ Portland	W 110-105	18-50	Corbin/ Richardson - 20	Murphy - 10	12,884
29	12/30	@ Milwaukee	L 99-109	6-23	Mitchell - 28	Murphy - 12	17,924	69	3/26	@ L.A. Clippers	L 96-101 (OT)	18-51	Campbell - 27	Corbin - 11	9,529
30	1/2	L.A. CLIPPERS	L 79-87	6-24	Campbell - 31	Murphy - 20	23,980	70	3/28	SACRAMENTO	W 93-88	19-51	Campbell - 32	Breuer - 11	22,713
31	1/4	CHARLOTTE	W 100-98	7-24	Campbell - 25	Murphy - 13	23,415	71	3/30	@ Dallas	W 84-82	20-51	Campbell - 23	Corbin - 9	17,007
32	1/6	@ San Antonio	L 96-109	7-25	Roth - 24	Corbin/Mitchell - 9	15,881	72	3/31	@ Houston	L 98-106	20-52	Corbin - 22	Corbin - 8	16,155
33	1/9	@ Sacramento	L 70-84	7-26	Campbell - 20	Campbell - 9	17,014	73	4/3	@ San Antonio	W 92-90	21-52	Campbell - 27	Corbin/Mitchell - 8	12,568
34	1/11	PORTLAND	L 80-82	7-27	Campbell - 26	Breuer - 11	22,672	74	4/6	@ Charlotte	L 93-108	21-53	Campbell/ Corbin - 22	Mitchell - 15	23,901
35	1/12	@ Detroit	L 86-97	7-28	Campbell - 28	Campbell - 7	21,454	75	4/10	PORTLAND	L 94-106	21-54	Richardson - 21	Corbin - 9	29,303
36	1/18	@ Phoenix	L 96-113	7-29	Mitchell - 22	Murphy - 14	14,070	76	4/12	@ Philadelphia	L 77-110	21-55	Corbin - 12	Breuer - 6	15,835
37	1/20	@ L.A. Clippers	L 95-97	7-30	Campbell - 27	Breuer - 13	12,030	77	4/13	ORLANDO	W 117-102	22-55	Corbin - 36	Corbin - 19	45,458
38	1/23	@ Golden State	L 102-109	7-31	Campbell - 25	Corbin - 11	15,025	78	4/15	UTAH	L 90-103	22-56	Campbell - 33	Corbin - 10	40,415
39	1/26	CLEVELAND	L 84-85	7-32	Campbell - 34	Murphy - 9	24,933	79	4/17	DENVER	L 89-99	22-57	Corbin - 25	Corbin - 13	49,551
40	1/27	DETROIT	L 83-85	7-33	Royal - 23	Murphy - 11	29,056	80	4/19	@ L.A. Lakers	L 89-113	22-58	Campbell - 25	Corbin - 12	17,505
41	1/29	SACRAMENTO	W 109-91	8-33	Campbell - 25	Murphy - 9	17,250	81	4/20	@ Utah	L 89-97	22-59	Campbell - 23	Murphy - 13	12,616
42	1/31	SEATTLE	W 110-82	9-33	Campbell - 20	Breuer - 10	24,153	82	4/22	@ Denver	L 107-115	22-60	Mitchell - 27	Corbin - 11	14,303



FORMER PLAYER STATS

Statistics include those games in a Timberwolves uniform only through the 2016-17 season

ADRIEN, JEFF					COLLEGE: CONNECTICUT '09				NO: 12		POS: F		HT: 6-7		BIRTHDATE: FEBRUARY 10, 1986				
--------------	--	--	--	--	--------------------------	--	--	--	--------	--	--------	--	---------	--	------------------------------	--	--	--	--

ACQUIRED: Signed as a free agent on November 29, 2014.

DEPARTED: Waived on January 7, 2015.

YEAR	G-GS	MIN	FG	FGA	PCT	FT	FTA	PCT	OR	DR	TOT	A	PF-D	STL	TO	BLK	PTS	AVG
14-15	17-0	215	19	44	.432	22	38	.579	23	54	77	15	30-0	4	9	9	60	3.5

AGER, MAURICE					COLLEGE: MICHIGAN STATE '06				NO: 15		POS: G		HT: 6-5		BIRTHDATE: FEBRUARY 9, 1984				
---------------	--	--	--	--	-----------------------------	--	--	--	--------	--	--------	--	---------	--	-----------------------------	--	--	--	--

ACQUIRED: Signed as a free agent on September 24, 2010.

DEPARTED: Waived on November 11, 2010.

YEAR	G-GS	MIN	FG	FGA	PCT	FT	FTA	PCT	OR	DR	TOT	A	PF-D	STL	TO	BLK	PTS	AVG
10-11	4-0	29	6	11	.545	0	0	---	0	2	2	1	4-0	1	4	0	15	3.8

Three-point FG: 3-4 (.750)

ALLEN, JEROME					COLLEGE: PENNSYLVANIA '95				NO: 53		POS: G		HT: 6-4		BIRTHDATE: JANUARY 28, 1973				
---------------	--	--	--	--	---------------------------	--	--	--	--------	--	--------	--	---------	--	-----------------------------	--	--	--	--

ACQUIRED: 1995 NBA Draft (2nd Round/49th overall).

DEPARTED: Unrestricted free agent on July 11, 1996.

YEAR	G-GS	MIN	FG	FGA	PCT	FT	FTA	PCT	OR	DR	TOT	A	PF-D	STL	TO	BLK	PTS	AVG
95-96	41-0	362	36	105	.343	26	36	.722	5	20	25	49	42-0	21	34	5	108	2.6

Three-point FG: 10-33 (.303)

AMUNDSON, LOU					COLLEGE: UNLV '06				NO: 17		POS: F/C		HT: 6-9		BIRTHDATE: DECEMBER 7, 1982				
---------------	--	--	--	--	-------------------	--	--	--	--------	--	----------	--	---------	--	-----------------------------	--	--	--	--

ACQUIRED: Signed as a free agent on September 25, 2012.

DEPARTED: Waived on February 8, 2013.

YEAR	G-GS	MIN	FG	FGA	PCT	FT	FTA	PCT	OR	DR	TOT	A	PF-D	STL	TO	BLK	PTS	AVG
12-13	20-0	161	14	38	.368	4	20	.200	23	24	47	3	26	7	11	6	32	1.6

AVERY, WILL					COLLEGE: DUKE '99				NO: 5		POS: G		HT: 6-2		BIRTHDATE: AUGUST 8, 1979				
-------------	--	--	--	--	-------------------	--	--	--	-------	--	--------	--	---------	--	---------------------------	--	--	--	--

ACQUIRED: 1999 NBA Draft (1st Round/14th overall).

DEPARTED: Unrestricted free agent on July 1, 2002.

YEAR	G-GS	MIN	FG	FGA	PCT	FT	FTA	PCT	OR	DR	TOT	A	PF-D	STL	TO	BLK	PTS	AVG
99-00	59-1	484	56	181	.309	24	36	.667	8	32	40	88	60-0	14	42	2	154	2.6
00-01	55-0	463	55	144	.382	28	36	.778	5	24	29	75	48-0	13	45	4	154	2.8
01-02	28-0	258	26	90	.289	13	19	.684	4	20	24	36	17-0	7	19	0	71	2.5
TOTAL	142-1	1205	137	415	.330	65	91	.714	17	76	93	199	125-0	34	106	6	379	2.6

Three-point FG: 99-00, 18-63 (.286); 00-01, 16-59 (.271); 01-02, 6-35 (.171). Total, 40-157 (.255)

PLAYOFFS

YEAR	G-GS	MIN	FG	FGA	PCT	FT	FTA	PCT	OR	DR	TOT	A	PF-D	STL	TO	BLK	PTS	AVG
00-01	2-0	12	3	6	.500	0	0	---	0	1	1	2	0-0	0	0	1	7	3.5

Three-point FG: 1-2 (.500)

BAILEY, THURL					COLLEGE: NORTH CAROLINA STATE '83				NO: 41		POS: F		HT: 6-11		BIRTHDATE: APRIL 7, 1961				
---------------	--	--	--	--	-----------------------------------	--	--	--	--------	--	--------	--	----------	--	--------------------------	--	--	--	--

ACQUIRED: From Utah with a 1992 second-round draft pick for Tyrone Corbin on November 25, 1991.

DEPARTED: Unrestricted free agent on July 1, 1994.

YEAR	G-GS	MIN	FG	FGA	PCT	FT	FTA	PCT	OR	DR	TOT	A	PF-D	STL	TO	BLK	PTS	AVG
91-92	71-18	1777	329	735	.448	171	215	.795	99	308	407	59	129-1	30	87	102	829	11.7
92-93	70-3	1276	203	446	.455	119	142	.838	53	162	215	61	88-0	20	60	47	525	7.5
93-94	79-3	1297	232	455	.510	119	149	.799	66	149	215	54	93-0	20	58	58	583	7.4
TOTAL	222-24	4350	764	1636	.467	409	506	.808	218	619	837	174	310-1	70	205	207	1937	8.7

Three-point FG: 91-92, 0-1 (.000); 93-94, 0-2 (.000). Total, 0-3 (.000)



FORMER PLAYER STATS

BANKS, MARCUS			COLLEGE: UNLV '03			NO: 3			POS: G			HT: 6-2			BIRTHDATE: NOVEMBER 19, 1981		
---------------	--	--	-------------------	--	--	-------	--	--	--------	--	--	---------	--	--	------------------------------	--	--

ACQUIRED: From Boston with Mark Blount, Ricky Davis and Justin Reed and two future second-round picks for Wally Szczerbiak, Michael Olowokandi and Dwayne Jones and a future first-round pick on January 26, 2006
DEPARTED: Unrestricted free agent on July 1, 2006

YEAR	G-GS	MIN	FG	FGA	PCT	FT	FTA	PCT	OR	DR	TOT	A	PF-D	STL	TO	BLK	PTS	AVG
05-06	40-28	1228	186	388	.479	91	117	.778	19	97	116	188	124-0	47	96	11	479	12.0

Three-point FG: 16-44 (.364)

BAREA, J.J.			COLLEGE: NORTHEASTERN '06			NO: 11			POS: G			HT: 6-0			BIRTHDATE: JUNE 26, 1984		
-------------	--	--	---------------------------	--	--	--------	--	--	--------	--	--	---------	--	--	--------------------------	--	--

ACQUIRED: Signed as a free agent on December 14, 2011
DEPARTED: Waived on October 27, 2014

YEAR	G-GS	MIN	FG	FGA	PCT	FT	FTA	PCT	OR	DR	TOT	A	PF-D	STL	TO	BLK	PTS	AVG
11-12	41-11	1032	167	418	.400	76	98	.776	14	100	114	232	61-	21	103	0	463	11.3
12-13	74-2	1713	316	758	.417	105	134	.784	34	173	207	294	131-	32	145	0	834	11.3
13-14	79-1	1471	254	656	.387	79	100	.790	16	138	154	303	129-	26	125	0	660	8.4
TOTAL	194-14	4216	737	1832	.402	260	332	.783	64	411	475	829	321-	79	373	0	1957	10.1

Three-point FG: 11-12, 53-143 (.371); 12-13, 97-280 (.346); 13-14, 73-231 (.316). Total, 223-654 (.341)

BEASLEY, MICHAEL			COLLEGE: KANSAS STATE '08			NO: 8			POS: F			HT: 6-9			BIRTHDATE: JANUARY 9, 1989		
------------------	--	--	---------------------------	--	--	-------	--	--	--------	--	--	---------	--	--	----------------------------	--	--

ACQUIRED: Via trade from Miami on July 12, 2010
DEPARTED: Unrestricted free agent on July 1, 2012

YEAR	G-GS	MIN	FG	FGA	PCT	FT	FTA	PCT	OR	DR	TOT	A	PF-D	STL	TO	BLK	PTS	AVG
10-11	73-73	2361	561	1246	.450	219	291	.753	118	291	409	158	222-3	54	195	52	1401	19.2
11-12	47-7	1087	221	497	.445	61	95	.642	39	168	207	45	83-0	18	80	19	541	11.5
TOTAL	120-80	3448	782	1743	.449	280	386	.725	157	459	616	203	305-3	72	275	71	1942	16.18

Three-point FG: 10-11, 60-164 (.366); 11-12, 38-101 (.376). Total, 98-265 (.370)

BENNETT, ANTHONY			COLLEGE: UNLV '14			NO: 24			POS: F			HT: 6-8			BIRTHDATE: MARCH 14, 1993		
------------------	--	--	-------------------	--	--	--------	--	--	--------	--	--	---------	--	--	---------------------------	--	--

ACQUIRED: Acquired in a three-team trade from Cleveland along with Andrew Wiggins and Thaddeus Young to Minnesota, Kevin Love to Cleveland and Luc Mbah a Moute and Alexey Shved to Philadelphia on August 23, 2014.
DEPARTED: Waived on September 23, 2015.

YEAR	G-GS	MIN	FG	FGA	PCT	FT	FTA	PCT	OR	DR	TOT	A	PF-D	STL	TO	BLK	PTS	AVG
14-15	57-3	894	125	297	.421	41	64	.641	52	164	216	48	87-0	27	36	16	298	5.2
TOTAL	57-3	894	125	297	.421	41	64	.641	52	164	216	48	87-0	27	36	16	298	5.2

Three-point FG: 14-15, 7-23 (.304).

BILLUPS, CHAUNCEY			COLLEGE: COLORADO '97			NO: 4			POS: G			HT: 6-3			BIRTHDATE: NOVEMBER 25, 1976		
-------------------	--	--	-----------------------	--	--	-------	--	--	--------	--	--	---------	--	--	------------------------------	--	--

ACQUIRED: Signed as a free agent on August 8, 2000.
DEPARTED: Unrestricted free agent on July 1, 2002.

YEAR	G-GS	MIN	FG	FGA	PCT	FT	FTA	PCT	OR	DR	TOT	A	PF-D	STL	TO	BLK	PTS	AVG
00-01	77-33	1790	248	587	.422	144	171	.842	32	126	158	260	178-2	51	111	11	713	9.3
01-02	82-54	2355	348	823	.423	207	234	.885	35	191	226	450	169-1	66	138	17	1027	12.5
TOTAL	159-87	4145	596	1410	.423	351	405	.867	67	317	384	710	347-3	117	249	28	1740	10.9

Three-point FG: 00-01, 73-194 (.376); 01-02, 124-315 (.394). Total, 197-509 (.387)

PLAYOFFS

YEAR	G-GS	MIN	FG	FGA	PCT	FT	FTA	PCT	OR	DR	TOT	A	PF-D	STL	TO	BLK	PTS	AVG
00-01	3-0	26	1	6	.167	1	1	1.000	1	4	5	2	5-0	0	1	0	3	1.0
01-02	3-3	134	23	51	.451	14	20	.700	1	14	15	17	14-1	3	9	1	66	22.0
TOTAL	6-3	160	24	57	.421	15	21	.714	2	18	20	19	19-1	3	10	1	69	11.5

Three-point FG: 00-01, 0-1 (.000); 01-02, 6-15 (.400). Total, 6-16 (.375)

BLANKS, LANCE			COLLEGE: TEXAS '90			NO: 21			POS: G			HT: 6-4			BIRTHDATE: SEPTEMBER 9, 1966		
---------------	--	--	--------------------	--	--	--------	--	--	--------	--	--	---------	--	--	------------------------------	--	--

ACQUIRED: From Detroit with Brad Sellers and a future second-round pick for Gerald Glass and Mark Randall on November 15, 1992.
DEPARTED: Released on July 7, 1993.

YEAR	G-GS	MIN	FG	FGA	PCT	FT	FTA	PCT	OR	DR	TOT	A	PF-D	STL	TO	BLK	PTS	AVG
92-93	61-2	642	65	150	.433	20	32	.625	18	50	68	72	61-1	16	31	5	161	2.6

Three-point FG: 11-43 (.256)



FORMER PLAYER STATS

BLOUNT, MARK				COLLEGE: PITTSBURGH '97				NO: 30		POS: C		HT: 7-0		BIRTHDATE: NOVEMBER 30, 1975				
--------------	--	--	--	-------------------------	--	--	--	--------	--	--------	--	---------	--	------------------------------	--	--	--	--

ACQUIRED: From Boston with Marcus Banks, Ricky Davis, Justin Reed and two future second-round picks for Wally Szczerbiak, Michael Olowokandi, Dwayne Jones and a future first-round pick on Jan. 26, 2006
DEPARTED: Traded to Miami along with Ricky Davis in exchange for Antoine Walker, Michael Doleac, Wayne Simien, a future first-round pick and cash considerations on Oct. 24, 2007

YEAR	G-GS	MIN	FG	FGA	PCT	FT	FTA	PCT	OR	DR	TOT	A	PF-D	STL	TO	BLK	PTS	AVG
05-06	42-30	1157	179	354	.506	71	95	.747	60	143	203	33	147-3	25	74	40	429	10.2
06-07	82-81	2544	427	839	.509	147	195	.754	136	369	505	67	239-2	43	159	58	1010	12.3
TOTAL	124-111	3701	606	1193	.508	218	290	.752	196	512	708	100	386-5	68	233	98	1439	11.6

Three-point FG: 06-07, 9-31 (.290)

BOOTH, CALVIN				COLLEGE: PENN STATE '99				NO: 52		POS: C		HT: 6-11		BIRTHDATE: MAY 7, 1976				
---------------	--	--	--	-------------------------	--	--	--	--------	--	--------	--	----------	--	------------------------	--	--	--	--

ACQUIRED: From Philadelphia with Rodney Carney and a future first-round pick for a conditional second-round pick on July 9, 2008.
DEPARTED: Traded to Sacramento with Rashad McCants for Bobby Brown and Shelden Williams on Feb. 19, 2009.

YEAR	G-GS	MIN	FG	FGA	PCT	FT	FTA	PCT	OR	DR	TOT	A	PF-D	STL	TO	BLK	PTS	AVG
08-09	1-0	1	0	0	---	0	0	---	1	0	1	0	0-0	0	0	0	0	0.0

BRAGG, MARQUES				COLLEGE: PROVIDENCE '92				NO: 33		POS: F		HT: 6-8		BIRTHDATE: MARCH 24, 1970				
----------------	--	--	--	-------------------------	--	--	--	--------	--	--------	--	---------	--	---------------------------	--	--	--	--

ACQUIRED: Signed as a free agent on Oct. 6, 1995.
DEPARTED: Unrestricted free agent on July 11, 1996.

YEAR	G-GS	MIN	FG	FGA	PCT	FT	FTA	PCT	OR	DR	TOT	A	PF-D	STL	TO	BLK	PTS	AVG
95-96	53-0	369	54	120	.450	23	41	.561	38	41	79	8	71-0	17	26	8	131	2.5

BRANCH, ADRIAN				COLLEGE: MARYLAND '85				NO: 1		POS: G/F		HT: 6-7		BIRTHDATE: NOVEMBER 17, 1963				
----------------	--	--	--	-----------------------	--	--	--	-------	--	----------	--	---------	--	------------------------------	--	--	--	--

ACQUIRED: Signed as a free agent on Oct. 20, 1989.
DEPARTED: Released on Dec. 23, 1989.

YEAR	G-GS	MIN	FG	FGA	PCT	FT	FTA	PCT	OR	DR	TOT	A	PF-D	STL	TO	BLK	PTS	AVG
98-90	11-0	91	25	61	.410	14	22	.636	8	12	20	4	14-0	6	8	0	65	5.9

Three-point FG: 1-1 (1.000)

BRANDON, TERRELL				COLLEGE: OREGON '91				NO: 7		POS: G		HT: 5-11		BIRTHDATE: MAY 20, 1970				
------------------	--	--	--	---------------------	--	--	--	-------	--	--------	--	----------	--	-------------------------	--	--	--	--

ACQUIRED: From Milwaukee with Brian Evans (from New Jersey) in a three-team trade for Stephon Marbury, Chris Carr, Bill Curley (to New Jersey) and Paul Grant (to Milwaukee) on March 11, 1999.
DEPARTED: Traded to Atlanta with Marc Jackson (to Philadelphia) in a four-team trade for Latrell Sprewell (from New York) on July 23, 2003.

YEAR	G-GS	MIN	FG	FGA	PCT	FT	FTA	PCT	OR	DR	TOT	A	PF-D	STL	TO	BLK	PTS	AVG
98-99	21-20	712	127	299	.425	39	47	.837	16	65	81	205	57-0	39	38	7	298	14.2
99-00	71-71	2587	486	1042	.466	187	208	.899	44	194	238	629	158-1	134	184	30	1212	17.1
00-01	78-78	2821	511	1134	.451	195	224	.871	60	238	298	583	138-1	161	155	21	1250	16.0
01-02	32-28	962	155	365	.425	83	84	.988	17	76	93	264	49-1	52	43	6	397	12.4
02-03				Did not play - injured														
TOTAL	202-197	7082	1279	2840	.457	504	563	.895	137	573	710	1681	402-3	386	420	64	3157	15.6

Three-point FG: 98-99, 5-19 (.263); 00-01, 73-194 (.376); 99-00, 53-132 (.402); 00-01, 33-91 (.363); 01-02, 4-23 (.174). Total, 168-459 (.366)

PLAYOFFS

YEAR	G-GS	MIN	FG	FGA	PCT	FT	FTA	PCT	OR	DR	TOT	A	PF-D	STL	TO	BLK	PTS	AVG
98-99	4-4	161	31	69	.449	12	13	.923	2	28	30	28	11-0	9	14	2	77	19.3
99-00	4-4	162	32	63	.508	10	11	.909	4	19	23	34	11-0	3	8	0	78	19.5
00-01	4-4	153	27	62	.435	3	3	1.000	2	15	17	25	10-0	4	8	2	61	15.3
TOTAL	12-12	476	90	194	.464	25	27	.926	8	62	70	87	32-0	16	30	4	216	18.0

Three-point FG: 98-99, 3-5 (.600); 99-00, 4-11 (.364); 00-01, 4-9 (.444). Total, 11-25 (.440)



FORMER PLAYER STATS

BREWER, COREY			COLLEGE: FLORIDA '07			NO: 22 / 13			POS: G / F			HT: 6-9			BIRTHDATE: MARCH 5, 1986				
---------------	--	--	----------------------	--	--	-------------	--	--	------------	--	--	---------	--	--	--------------------------	--	--	--	--

ACQUIRED: 2007 NBA Draft (1st round/7th overall); Signed as a free agent on July 12, 2013.
DEPARTED: Traded to New York in a three-team trade with Eddy Curry, Anthony Randolph (both from New York) and a second-round draft pick from Denver on Feb. 22, 2011; Traded to Houston in a three-team trade for Troy Daniels and two second-round picks.

YEAR	G-GS	MIN	FG	FGA	PCT	FT	FTA	PCT	OR	DR	TOT	A	PF-D	STL	TO	BLK	PTS	AVG
07-08	79-35	1803	182	486	.374	88	110	.800	82	210	292	111	188-2	76	89	25	459	5.8
08-09	15-8	307	37	90	.411	14	19	.737	18	31	49	25	37-0	15	13	3	93	6.2
09-10	82-82	2482	409	949	.431	166	256	.648	70	209	279	193	224-4	117	164	29	1066	13.0
10-11	56-22	1362	168	437	.384	121	171	.708	45	107	152	77	134-1	89	77	14	483	8.6
13-14	81-81	2609	388	807	.481	163	227	.718	63	144	207	135	210-1	151	105	30	998	12.3
14-15	24-16	680	94	225	.418	55	78	.705	32	62	94	78	62-0	54	50	4	251	10.5
TOTAL	337-244	9243	1278	2994	.427	607	861	.705	310	763	1073	619	855-8	502	498	105	3350	9.9

Three-point FG: 07-08, 7-36 (.194); 08-09, 5-12 (.417); 09-10, 82-237 (.346); 10-11, 26-99 (.263); 13-14, 59-211 (.280); 14-15, 8-41 (.195). Total, 187-636 (.294).

BREUER, RANDY			COLLEGE: MINNESOTA '83			NO: 45			POS: C			HT: 7-3			BIRTHDATE: OCTOBER 11, 1960				
---------------	--	--	------------------------	--	--	--------	--	--	--------	--	--	---------	--	--	-----------------------------	--	--	--	--

ACQUIRED: From Milwaukee for Brad Lohaus and a conditional one-time exchange of second-round picks in 1991 or 1992 on Jan. 4, 1990.
DEPARTED: Unrestricted free agent on July 1, 1992.

YEAR	G-GS	MIN	FG	FGA	PCT	FT	FTA	PCT	OR	DR	TOT	A	PF-D	STL	TO	BLK	PTS	AVG
89-90	51-47	1325	212	510	.416	94	142	.662	111	179	290	84	133-2	33	68	75	518	10.2
90-91	73-44	1505	197	435	.453	35	79	.443	114	231	345	73	132-1	35	69	80	429	5.9
91-92	67-25	1176	161	344	.468	41	77	.532	98	183	281	89	117-0	27	41	99	363	5.4
TOTAL	191-116	4006	570	1289	.442	170	298	.570	323	593	916	246	382-3	95	178	254	1310	6.9

Three-point FG: 89-90, 0-1 (.000); 91-92, 0-1 (.000). Total, 0-2 (.000)

BROOKS, SCOTT			COLLEGE: UC IRVINE '87			NO: 1			POS: G			HT: 5-11			BIRTHDATE: JULY 31, 1965				
---------------	--	--	------------------------	--	--	-------	--	--	--------	--	--	----------	--	--	--------------------------	--	--	--	--

ACQUIRED: From Philadelphia for a 1990 second-round draft pick on June 26, 1990.
DEPARTED: Traded to Houston for future considerations on Sept. 25, 1992.

YEAR	G-GS	MIN	FG	FGA	PCT	FT	FTA	PCT	OR	DR	TOT	A	PF-D	STL	TO	BLK	PTS	AVG
90-91	80-0	980	159	370	.430	61	72	.847	28	44	72	204	122-1	53	51	5	424	5.3
91-92	82-0	1082	167	374	.447	51	63	.810	27	72	99	205	82-0	66	51	7	417	5.1
TOTAL	162-0	2062	326	744	.438	112	135	.830	55	116	171	409	204-1	119	102	12	841	5.2

Three-point FG: 90-91, 45-135 (.333); 91-92, 32-90 (.356). Total, 77-225 (.342)

BROWN, BOBBY			COLLEGE: CAL STATE-FULLERTON '07			NO: 1			POS: G			HT: 6-2			BIRTHDATE: SEPTEMBER 24, 1984				
--------------	--	--	----------------------------------	--	--	-------	--	--	--------	--	--	---------	--	--	-------------------------------	--	--	--	--

ACQUIRED: From Sacramento with Shelden Williams for Calvin Booth and Rashad McCants on Feb. 19, 2009.
DEPARTED: To New Orleans with Darius Songaila for Antonio Daniels on Sept. 9, 2009.

YEAR	G-GS	MIN	FG	FGA	PCT	FT	FTA	PCT	OR	DR	TOT	A	PF-D	STL	TO	BLK	PTS	AVG
08-09	21-1	256	47	113	.416	8	9	.889	6	10	16	30	21-0	6	16	2	116	5.5

Three-point FG: 08-09, 14-36 (.389)

BROWN, MIKE			COLLEGE: GEORGE WASHINGTON '85			NO: 40			POS: C			HT: 6-10			BIRTHDATE: JULY 19, 1963				
-------------	--	--	--------------------------------	--	--	--------	--	--	--------	--	--	----------	--	--	--------------------------	--	--	--	--

ACQUIRED: From Utah for Felton Spencer on June 30, 1993.
DEPARTED: Unrestricted free agent on July 1, 1995.

YEAR	G-GS	MIN	FG	FGA	PCT	FT	FTA	PCT	OR	DR	TOT	A	PF-D	STL	TO	BLK	PTS	AVG
93-94	82-40	1921	111	260	.427	77	118	.653	119	328	447	72	218-4	51	75	29	299	3.6
94-95	27-0	213	10	40	.250	15	27	.556	9	36	45	10	35-0	7	16	0	35	1.3
TOTAL	109-40	2134	121	300	.403	89	145	.614	128	364	492	82	253-4	58	91	29	334	3.1

Three-point FG: 93-94, 0-2 (.000); 94-95, 0-1 (.000). Total, 0-3 (.000)

BROWN, MYRON			COLLEGE: SLIPPERY ROCK '91			NO: 34			POS: G			HT: 6-3			BIRTHDATE: NOVEMBER 3, 1969				
--------------	--	--	----------------------------	--	--	--------	--	--	--------	--	--	---------	--	--	-----------------------------	--	--	--	--

ACQUIRED: 1991 NBA Draft (2nd Round/34th overall).
DEPARTED: Released on Dec. 18, 1991.

YEAR	G-GS	MIN	FG	FGA	PCT	FT	FTA	PCT	OR	DR	TOT	A	PF-D	STL	TO	BLK	PTS	AVG
91-92	4-0	23	4	6	.667	0	0	.000	0	3	3	6	2-0	1	4	0	9	2.3

Three-point FG: 1-3 (.333)



FORMER PLAYER STATS

BUCKNER, GREG			COLLEGE: CLEMSON '98			NO: 7		POS: G		HT: 6-4		BIRTHDATE: SEPTEMBER 16, 1976				
---------------	--	--	----------------------	--	--	-------	--	--------	--	---------	--	-------------------------------	--	--	--	--

ACQUIRED: From Dallas for Trenton Hassell on Sept. 28, 2007.

DEPARTED: Traded to Memphis with Marko Jaric, Antoine Walker and the draft rights to O.J. Mayo for Brian Cardinal, Jason Collins, Mike Miller and the draft rights to Kevin Love on June 26, 2008.

YEAR	G-GS	MIN	FG	FGA	PCT	FT	FTA	PCT	OR	DR	TOT	A	PF-D	STL	TO	BLK	PTS	AVG
07-08	31-4	520	45	117	.385	19	22	.864	10	55	65	39	63-0	21	29	2	124	4.0
Three-point FG: 15-50 (.300)																		

BUDINGER, CHASE			COLLEGE: ARIZONA '09			NO: 10		POS: G/F		HT: 6-7		BIRTHDATE: MAY 22, 1988				
-----------------	--	--	----------------------	--	--	--------	--	----------	--	---------	--	-------------------------	--	--	--	--

ACQUIRED: Signed as a free agent on July 12, 2013.

DEPARTED: Traded to Indiana for Damjan Rudez on July 11, 2015.

YEAR	G-GS	MIN	FG	FGA	PCT	FT	FTA	PCT	OR	DR	TOT	A	PF-D	STL	TO	BLK	PTS	AVG
12-13	23-1	508	79	191	.414	32	42	.762	15	56	71	25	29-0	14	23	7	216	9.4
13-14	41-8	751	100	254	.394	32	39	.821	19	84	103	31	58-0	19	24	2	274	6.7
14-15	67-4	1286	169	390	.433	67	81	.827	33	165	198	64	72-0	44	49	10	457	6.8
Three-point FG: 12-13, 26-81 (.321); 13-14, 42-120 (.350); 14-15, 52-143 (.364). Total, 120-344 (.349).																		

CAMPBELL, TONY			COLLEGE: OHIO STATE '84			NO: 19		POS: G		HT: 6-7		BIRTHDATE: MAY 7, 1962				
----------------	--	--	-------------------------	--	--	--------	--	--------	--	---------	--	------------------------	--	--	--	--

ACQUIRED: Signed as a free agent on Sept. 13, 1989.

DEPARTED: Traded to New York for future considerations on Sept. 14, 1992.

YEAR	G-GS	MIN	FG	FGA	PCT	FT	FTA	PCT	OR	DR	TOT	A	PF-D	STL	TO	BLK	PTS	AVG
89-90	82-81	3164	723	1581	.457	448	569	.787	209	242	451	213	260-7	111	251	31	1903	23.2
90-91	77-71	2893	652	1502	.434	358	446	.803	161	185	346	214	204-0	121	190	48	1678	21.8
91-92	78-41	2441	527	1137	.464	240	299	.803	141	145	286	229	206-1	84	165	31	1307	16.8
TOTAL	237-193	8498	1902	4220	.451	1046	1314	.796	511	572	1083	656	670-8	316	606	110	4888	20.6

Three-point FG: 89-90, 9-54 (.167); 90-91, 16-61 (.262); 91-92, 13-37 (.351). Total, 38-152 (.250)

CARDINAL, BRIAN			COLLEGE: PURDUE '00			NO: 14		POS: F		HT: 6-8		BIRTHDATE: MAY 2, 1977				
-----------------	--	--	---------------------	--	--	--------	--	--------	--	---------	--	------------------------	--	--	--	--

ACQUIRED: From Memphis with Jason Collins, Mike Miller and the draft rights to Kevin Love for Greg Buckner, Marko Jaric, Antoine Walker and the draft rights to O.J. Mayo on June 26, 2008 ; Signed as a free agent on Mar. 23, 2010.

DEPARTED: Traded to New York for Darko Milicic on Feb. 17, 2010 ; Unrestricted free agent on July 1, 2010.

YEAR	G-GS	MIN	FG	FGA	PCT	FT	FTA	PCT	OR	DR	TOT	A	PF-D	STL	TO	BLK	PTS	AVG
08-09	64-4	909	65	169	.385	30	35	.857	39	103	142	76	135-0	37	48	13	190	3.0
09-10	29-0	267	14	36	.389	17	18	.944	7	22	29	24	56-1	9	7	3	48	1.7
TOTAL	93-4	1176	79	205	.385	47	53	.887	46	125	171	100	191-1	46	55	16	238	2.6

Three-point FG: 08-09, 30-92 (.326); 09-10, 3-9 (.333). Total, 33-101 (.327)

CARNEY, RODNEY			COLLEGE: MEMPHIS '06			NO: 10		POS: F		HT: 6-7		BIRTHDATE: APRIL 5, 1984				
----------------	--	--	----------------------	--	--	--------	--	--------	--	---------	--	--------------------------	--	--	--	--

ACQUIRED: From Philadelphia with Calvin Booth and a future first-round pick for a conditional second-round pick on July 9, 2008.

DEPARTED: Unrestricted free agent on July 1, 2009.

YEAR	G-GS	MIN	FG	FGA	PCT	FT	FTA	PCT	OR	DR	TOT	A	PF-D	STL	TO	BLK	PTS	AVG
08-09	67-6	1199	176	423	.416	50	66	.758	36	90	126	26	94-0	45	43	29	481	7.2

Three-Point FG: 79-226 (.350)

CARR, CHRIS			COLLEGE: SOUTHERN ILLINOIS '95			NO: 43		POS: G		HT: 6-6		BIRTHDATE: MARCH 12, 1974				
-------------	--	--	--------------------------------	--	--	--------	--	--------	--	---------	--	---------------------------	--	--	--	--

ACQUIRED: Signed as a free agent on July 19, 1996.

DEPARTED: Traded to New Jersey in a three-team trade with Stephon Marbury and Bill Curley and Paul Grant (to Milwaukee) for Terrell Brandon and Brian Evans on March 11, 1999.

YEAR	G-GS	MIN	FG	FGA	PCT	FT	FTA	PCT	OR	DR	TOT	A	PF-D	STL	TO	BLK	PTS	AVG
96-97	55-10	830	125	271	.461	56	73	.767	31	82	113	48	93-0	24	40	10	337	6.1
97-98	51-40	1165	190	452	.420	84	99	.848	43	112	155	85	129-1	17	37	11	504	9.9
98-99	11-2	81	9	26	.346	2	4	.500	0	12	12	7	9-0	1	4	1	23	2.1
TOTAL	117-52	2076	324	749	.433	142	176	.807	74	206	280	140	231-1	42	81	22	864	7.4

Three-point FG: 96-97, 31-88 (.352); 97-98, 40-127 (.315); 98-99, 3-9 (.333). Total, 74-224 (.330)

PLAYOFFS

YEAR	G-GS	MIN	FG	FGA	PCT	FT	FTA	PCT	OR	DR	TOT	A	PF-D	STL	TO	BLK	PTS	AVG
96-97	1-0	8	0	2	.000	0	0	----	0	2	2	1	6-0	2	1	0	0	0.0



FORMER PLAYER STATS

CARTER, ANTHONY			COLLEGE: HAWAII '98			NO: 7		POS: G		HT: 6-2		BIRTHDATE: JUNE 16, 1975				
-----------------	--	--	---------------------	--	--	-------	--	--------	--	---------	--	--------------------------	--	--	--	--

ACQUIRED: Signed as a free agent on Oct. 4, 2004.
DEPARTED: Unrestricted free agent on July 1, 2006.

YEAR	G-GS	MIN	FG	FGA	PCT	FT	FTA	PCT	OR	DR	TOT	A	PF-D	STL	TO	BLK	PTS	AVG
04-05	66-12	742	72	177	.407	35	51	.686	12	57	69	161	88-2	35	62	18	181	2.7
05-06	45-8	589	53	137	.387	40	55	.727	9	53	62	101	71-0	24	40	9	150	3.3
TOTAL	111-20	1331	125	314	.398	75	106	.708	21	110	131	262	159-2	59	102	27	331	3.0

Three-point FG: 04-05, 2-17 (.118); 05-06, 4-15 (.267). Total, 6-32 (.188)

CASSELL, SAM			COLLEGE: FLORIDA STATE '93			NO: 19		POS: G		HT: 6-3		BIRTHDATE: NOVEMBER 18, 1969				
--------------	--	--	----------------------------	--	--	--------	--	--------	--	---------	--	------------------------------	--	--	--	--

ACQUIRED: From Milwaukee with Ervin Johnson for Joe Smith and Anthony Peeler on June 27, 2003.
DEPARTED: Traded to Los Angeles Clippers with a conditional first-round draft pick for Lionel Chalmers and Marko Jaric on Aug. 12, 2005.

YEAR	G-GS	MIN	FG	FGA	PCT	FT	FTA	PCT	OR	DR	TOT	A	PF-D	STL	TO	BLK	PTS	AVG
03-04	81-81	2838	620	1270	.488	289	331	.873	44	227	271	592	247-2	102	220	18	1603	19.8
04-05	59-38	1522	319	687	.464	134	155	.865	25	132	157	301	160-2	36	109	14	799	13.5
TOTAL	140-119	4360	939	1957	.480	423	486	.870	69	359	428	893	407-4	138	329	32	2402	17.2

Three-point FG: 03-04, 74-186 (.398); 04-05, 27-103 (.262). Total, 101-289 (.349)

PLAYOFFS

YEAR	G-GS	MIN	FG	FGA	PCT	FT	FTA	PCT	OR	DR	TOT	A	PF-D	STL	TO	BLK	PTS	AVG
03-04	16-15	497	94	202	.465	52	61	.852	3	37	40	70	53-2	12	43	3	265	16.6

Three-point FG: 25-60 (.417)

CASSPI, OMRI			COUNTRY: ISRAEL '09			NO: 18		POS: F		HT: 6-9		BIRTHDATE: JUNE 22, 1988				
--------------	--	--	---------------------	--	--	--------	--	--------	--	---------	--	--------------------------	--	--	--	--

ACQUIRED: Signed as a free agent on March 20, 2017.
DEPARTED: Unrestricted free agent on July 1, 2017.

YEAR	G-GS	MIN	FG	FGA	PCT	FT	FTA	PCT	OR	DR	TOT	A	PF-D	STL	TO	BLK	PTS	AVG
16-17	13-0	222	19	38	.500	5	8	.625	6	14	20	11	24-0	13	10	2	45	3.5

Three-point FG: 2-10 (.200)

COFFEY, RICHARD			COLLEGE: MINNESOTA '90			NO: 33		POS: F		HT: 6-6		BIRTHDATE: SEPTEMBER 2, 1965				
-----------------	--	--	------------------------	--	--	--------	--	--------	--	---------	--	------------------------------	--	--	--	--

ACQUIRED: Signed as a free agent on Oct. 7, 1990.
DEPARTED: Released on June 20, 1991.

YEAR	G-GS	MIN	FG	FGA	PCT	FT	FTA	PCT	OR	DR	TOT	A	PF-D	STL	TO	BLK	PTS	AVG
90-91	52-1	320	28	75	.373	12	22	.545	42	37	79	3	45-0	6	5	4	68	1.3

Three-point FG: 0-1 (.000)

COLLINS, JASON			COLLEGE: STANFORD '01			NO: 34		POS: C		HT: 7-0		BIRTHDATE: DECEMBER 2, 1978				
----------------	--	--	-----------------------	--	--	--------	--	--------	--	---------	--	-----------------------------	--	--	--	--

ACQUIRED: From Memphis with Brian Cardinal, Mike Miller and the draft rights to Kevin Love for Greg Buckner, Marko Jaric, Antoine Walker and the draft rights to O.J. Mayo on June 26, 2008.
DEPARTED: Unrestricted free agent on July 1, 2009.

YEAR	G-GS	MIN	FG	FGA	PCT	FT	FTA	PCT	OR	DR	TOT	A	PF-D	STL	TO	BLK	PTS	AVG
08-09	31-22	422	22	70	.314	13	28	.464	28	42	70	11	73-0	9	12	13	57	1.8

CONROY, WILL			COLLEGE: WASHINGTON '05			NO: 5		POS: G		HT: 6-2		BIRTHDATE: DECEMBER 8, 1982				
--------------	--	--	-------------------------	--	--	-------	--	--------	--	---------	--	-----------------------------	--	--	--	--

ACQUIRED: Signed as a free agent on Sept. 28, 2012.
DEPARTED: Waived on Nov. 15, 2012.

YEAR	G-GS	MIN	FG	FGA	PCT	FT	FTA	PCT	OR	DR	TOT	A	PF-D	STL	TO	BLK	PTS	AVG
12-13	4-0	20	0	9	.000	1	2	.500	1	0	1	0	1-0	0	0	0	0	0.0



FORMER PLAYER STATS

CORBIN, TYRONE			COLLEGE: DEPAUL '85			NO: 23			POS: F			HT: 6-6			BIRTHDATE: DECEMBER 31, 1962				
----------------	--	--	---------------------	--	--	--------	--	--	--------	--	--	---------	--	--	------------------------------	--	--	--	--

ACQUIRED: Selected in Expansion Draft from Phoenix on June 15, 1989.

DEPARTED: Traded to Utah for Thurl Bailey and a 1992 second-round draft pick on Nov. 25, 1991.

YEAR	G-GS	MIN	FG	FGA	PCT	FT	FTA	PCT	OR	DR	TOT	A	PF-D	STL	TO	BLK	PTS	AVG
89-90	82-80	3011	521	1083	.481	161	209	.770	219	385	604	216	288-5	175	143	41	1203	14.7
90-91	82-82	3196	587	1311	.448	296	371	.798	185	404	589	347	257-3	162	209	53	1472	18.0
91-92	11-8	344	57	142	.401	44	53	.830	24	45	69	33	31-0	12	26	6	158	14.4
TOTAL	175-170	6551	1165	2536	.459	501	633	.791	428	834	1262	596	576-8	349	352	100	2833	16.2

Three-point FG: 89-90, 0-11 (.000); 90-91, 2-10 (.200); 91-92, 0-1 (.000). Total, 2-22 (.091)

CURLEY, BILL			COLLEGE: BOSTON COLLEGE '94			NO: 15			POS: F			HT: 6-9			BIRTHDATE: MAY 29, 1972				
--------------	--	--	-----------------------------	--	--	--------	--	--	--------	--	--	---------	--	--	-------------------------	--	--	--	--

ACQUIRED: From Portland with James Robinson and a first-round draft pick in 1997 or 1998 for Isaiah Rider on July 23, 1996 ; Signed as a free agent on March 17, 1999.

DEPARTED: Traded to New Jersey in a three-team trade with Stephon Marbury and Chris Carr and Paul Grant (to Milwaukee) for Terrell Brandon and Brian Evans from Milwaukee on March 11, 1999 ; Unrestricted free agent on July 1, 1999.

YEAR	G-GS	MIN	FG	FGA	PCT	FT	FTA	PCT	OR	DR	TOT	A	PF-D	STL	TO	BLK	PTS	AVG
96-97					Did not play - injured													
97-98	11-1	146	16	33	.485	2	3	.667	11	17	28	4	28-1	3	3	1	34	3.1
98-99	35-2	372	29	72	.403	19	22	.864	20	31	51	14	83-1	17	10	19	78	2.2
TOTAL	46-3	518	45	105	.429	21	25	.840	31	48	79	18	111-2	20	13	20	112	2.4

Three-point FG: 97-98, 0-1 (.000); 98-99, 1-5 (.200). Total, 1-6 (.167)

PLAYOFFS

YEAR	G-GS	MIN	FG	FGA	PCT	FT	FTA	PCT	OR	DR	TOT	A	PF-D	STL	TO	BLK	PTS	AVG
97-98	2-0	7	0	0	----	0	0	----	0	0	0	0	0-0	0	0	0	0	0.0

CUNNINGHAM, DANTE			COLLEGE: VILLANOVA '09			NO: 33			POS: F			HT: 6-8			BIRTHDATE: APRIL 22, 1987				
-------------------	--	--	------------------------	--	--	--------	--	--	--------	--	--	---------	--	--	---------------------------	--	--	--	--

ACQUIRED: From Memphis for Wayne Ellington on July 24, 2012.

DEPARTED: Unrestricted free agent on July 1, 2014.

YEAR	G-GS	MIN	FG	FGA	PCT	FT	FTA	PCT	OR	DR	TOT	A	PF-D	STL	TO	BLK	PTS	AVG
12-13	80-9	2010	314	671	.468	67	103	.650	142	266	408	67	153-0	84	56	38	695	8.7
13-14	81-7	1635	236	509	.464	38	67	.567	112	218	330	83	146-0	62	42	58	510	6.3
TOTAL	161-16	3645	550	1180	.466	105	170	.618	254	484	738	150	299-0	146	98	96	1205	7.5

Three-point FG: 12-13, 0-6 (.000); 13-14, 0-5 (.000). Total, 0-11 (.000)

DANIELS, TROY			COLLEGE: VCU '13			NO: 30			POS: G			HT: 6-4			BIRTHDATE: JULY 15, 1991				
---------------	--	--	------------------	--	--	--------	--	--	--------	--	--	---------	--	--	--------------------------	--	--	--	--

ACQUIRED: From Houston in a three-team with two second round picks for Corey Brewer and Ronny Turiaf (to Philadelphia) on Dec. 19, 2014.

DEPARTED: To Charlotte with Mo Williams for Gary Neal and a second-round draft pick on Feb. 10, 2015.

YEAR	G-GS	MIN	FG	FGA	PCT	FT	FTA	PCT	OR	DR	TOT	A	PF-D	STL	TO	BLK	PTS	AVG
14-15	19-0	154	19	59	.322	2	2	1.000	6	13	19	13	14-0	3	8	0	53	2.8

Three-point FG: 14-15, 13-39 (.333).

DAVIS, BRIAN			COLLEGE: DUKE '92			NO: 23			POS: G/F			HT: 6-7			BIRTHDATE: JUNE 21, 1970				
--------------	--	--	-------------------	--	--	--------	--	--	----------	--	--	---------	--	--	--------------------------	--	--	--	--

ACQUIRED: Signed as a free agent on Aug. 2, 1993.

DEPARTED: Unrestricted free agent on July 1, 1994.

YEAR	G-GS	MIN	FG	FGA	PCT	FT	FTA	PCT	OR	DR	TOT	A	PF-D	STL	TO	BLK	PTS	AVG
93-94	68-3	374	40	126	.317	50	68	.735	21	34	55	22	34-0	16	19	4	131	1.9

Three-point FG: 1-3 (.333)

DAVIS, MARK			COLLEGE: TEXAS TECH '95			NO: 7			POS: G/F			HT: 6-6			BIRTHDATE: APRIL 26, 1973				
-------------	--	--	-------------------------	--	--	-------	--	--	----------	--	--	---------	--	--	---------------------------	--	--	--	--

ACQUIRED: 1995 NBA Draft (2nd Round/48th overall).

DEPARTED: Unrestricted free agent on July 11, 1996.

YEAR	G-GS	MIN	FG	FGA	PCT	FT	FTA	PCT	OR	DR	TOT	A	PF-D	STL	TO	BLK	PTS	AVG
95-96	57-0	571	55	149	.369	74	116	.638	56	69	125	47	92-1	40	68	22	188	3.3

Three-point FG: 4-13 (.308)



FORMER PLAYER STATS

DAVIS, RICKY				COLLEGE: IOWA '98				NO: 31		POS: G		HT: 6-7		BIRTHDATE: SEPTEMBER 23, 1979				
--------------	--	--	--	-------------------	--	--	--	--------	--	--------	--	---------	--	-------------------------------	--	--	--	--

ACQUIRED: From Boston with Marcus Banks, Mark Blount, Justin Reed and two future second-round picks for Wally Szczerbiak, Michael Olowokandi, Dwayne Jones and a future first-round pick on Jan. 26, 2006.
DEPARTED: Traded to Miami along with Mark Blount in exchange for Antoine Walker, Michael Doleac, Wayne Simien, a future first-round pick and cash considerations on Oct. 24, 2007.

YEAR	G-GS	MIN	FG	FGA	PCT	FT	FTA	PCT	OR	DR	TOT	A	PF-D	STL	TO	BLK	PTS	AVG
05-06	36-36	1460	255	595	.429	146	181	.807	25	139	164	173	99-1	42	98	8	689	19.1
06-07	81-81	3022	506	1089	.465	239	285	.839	54	261	315	385	189-1	80	210	23	1374	17.0

Three-point FG: 05-06, 33-117 (.282); 06-07, 123-310 (.397). Total, 156-427 (.365)

DAY, TODD				COLLEGE: ARKANSAS '92				NO: 11		POS: G/F		HT: 6-7		BIRTHDATE: JANUARY 7, 1970				
-----------	--	--	--	-----------------------	--	--	--	--------	--	----------	--	---------	--	----------------------------	--	--	--	--

ACQUIRED: Signed as a free agent on Oct. 3, 2000.
DEPARTED: Released on Feb. 27, 2001.

YEAR	G-GS	MIN	FG	FGA	PCT	FT	FTA	PCT	OR	DR	TOT	A	PF-D	STL	TO	BLK	PTS	AVG
00-01	31-0	345	44	118	.373	18	23	.783	10	27	37	28	52-0	10	24	7	132	4.3

Three-point FG: 26-69 (.377)

DOLEAC, MICHAEL				COLLEGE: UTAH '98				NO: 51		POS: C		HT: 6-11		BIRTHDATE: JUNE 15, 1977				
-----------------	--	--	--	-------------------	--	--	--	--------	--	--------	--	----------	--	--------------------------	--	--	--	--

ACQUIRED: From Miami with Antoine Walker, Wayne Simien, a future first-round draft pick and cash considerations for Mark Blount and Ricky Davis on Oct. 24, 2007.
DEPARTED: Unrestricted free agent on July. 1, 2008.

YEAR	G-GS	MIN	FG	FGA	PCT	FT	FTA	PCT	OR	DR	TOT	A	PF-D	STL	TO	BLK	PTS	AVG
07-08	24-8	257	28	63	.444	1	2	.500	16	33	49	7	44-0	10	12	10	57	2.4

DURHAM, PAT				COLLEGE: COLORADO STATE '89				NO: 30		POS: G/F		HT: 6-7		BIRTHDATE: MARCH 10, 1967				
-------------	--	--	--	-----------------------------	--	--	--	--------	--	----------	--	---------	--	---------------------------	--	--	--	--

ACQUIRED: Signed as a free agent on Nov. 24, 1994.
DEPARTED: Unrestricted free agent on July 1, 1995.

YEAR	G-GS	MIN	FG	FGA	PCT	FT	FTA	PCT	OR	DR	TOT	A	PF-D	STL	TO	BLK	PTS	AVG
94-95	59-2	852	117	237	.494	63	96	.656	37	57	94	53	114-0	36	45	32	302	5.3

Three-point FG: 5-26 (.192)

DUPREE, RONALD				COLLEGE: LOUISIANA STATE '03				NO: 12		POS: F		HT: 6-7		BIRTHDATE: JANUARY 26, 1981				
----------------	--	--	--	------------------------------	--	--	--	--------	--	--------	--	---------	--	-----------------------------	--	--	--	--

ACQUIRED: From Detroit for a future second-round pick on Oct. 31, 2005.
DEPARTED: Unrestricted free agent on July 1, 2006.

YEAR	G-GS	MIN	FG	FGA	PCT	FT	FTA	PCT	OR	DR	TOT	A	PF-D	STL	TO	BLK	PTS	AVG
05-06	36-0	265	33	63	.524	14	41	.341	21	28	49	14	44-1	12	14	0	80	2.2

Three-point FG: 0-1 (.000)

DUNN, KRIS				COLLEGE: PROVIDENCE COLLEGE '16				NO: 3		POS: G		HT: 6-4		BIRTHDATE: MARCH 18, 1994				
------------	--	--	--	---------------------------------	--	--	--	-------	--	--------	--	---------	--	---------------------------	--	--	--	--

ACQUIRED: 2016 NBA Draft (1st round/5th overall)
DEPARTED: Traded to Chicago along with Zach LaVine and the draft rights to Lauri Markkanen in exchange for Jimmy Butler and the draft rights to Justin Patton on June 22, 2017.

YEAR	G-GS	MIN	FG	FGA	PCT	FT	FTA	PCT	OR	DR	TOT	A	PF-D	STL	TO	BLK	PTS	AVG
16-17	78-7	1333	118	313	.377	36	59	.610	24	142	166	188	178-2	78	89	36	293	3.8

Three-point FG: 21-73 (.288)

EBI, NDUDI				HIGH SCHOOL: WESTBURY CHRISTIAN				NO: 44		POS: F		HT: 6-9		BIRTHDATE: JUNE 18, 1984				
------------	--	--	--	---------------------------------	--	--	--	--------	--	--------	--	---------	--	--------------------------	--	--	--	--

ACQUIRED: 2003 NBA Draft (1st Round/26th overall).
DEPARTED: Released on Oct. 31, 2005.

YEAR	G-GS	MIN	FG	FGA	PCT	FT	FTA	PCT	OR	DR	TOT	A	PF-D	STL	TO	BLK	PTS	AVG
03-04	17-0	32	6	14	.429	1	4	.250	2	1	3	3	6-0	0	3	4	13	0.8
04-05	2-0	54	11	21	.524	5	9	.556	6	10	16	1	7-0	1	3	1	27	13.5
TOTAL	19-0	86	17	35	.486	6	13	.462	8	11	19	4	13-0	1	6	5	40	2.1

Three-point FG: 04-05, 0-1 (.000). Total, 0-1 (.000)



FORMER PLAYER STATS

EISLEY, HOWARD				COLLEGE: BOSTON COLLEGE '94				NO: 10		POS: G		HT: 6-3		BIRTHDATE: DECEMBER 4, 1972				
----------------	--	--	--	-----------------------------	--	--	--	--------	--	--------	--	---------	--	-----------------------------	--	--	--	--

ACQUIRED: 1994 NBA Draft (2nd Round/30th overall).

DEPARTED: Released on Feb. 13, 1995.

YEAR	G-GS	MIN	FG	FGA	PCT	FT	FTA	PCT	OR	DR	TOT	A	PF-D	STL	TO	BLK	PTS	AVG
94-95	34-4	496	37	105	.352	31	40	.775	10	32	42	77	78-0	18	42	5	113	3.3

Three-point FG: 8-32 (.250)

ELLINGTON, WAYNE				COLLEGE: NORTH CAROLINA '09				NO: 22		POS: G		HT: 6-4		BIRTHDATE: NOVEMBER 29, 1987				
------------------	--	--	--	-----------------------------	--	--	--	--------	--	--------	--	---------	--	------------------------------	--	--	--	--

ACQUIRED: 2009 NBA Draft.

DEPARTED: Traded to the Memphis Grizzlies on July 24, 2012 in exchange for Dante Cunningham

YEAR	G-GS	MIN	FG	FGA	PCT	FT	FTA	PCT	OR	DR	TOT	A	PF-D	STL	TO	BLK	PTS	AVG
09-10	76-1	1384	190	448	.424	61	70	.871	33	126	159	74	72-1	20	74	5	505	6.6
10-11	62-8	1181	160	397	.403	42	53	.792	26	82	108	72	85-1	28	53	3	410	6.6
11-12	51-4	973	122	302	.404	32	40	.800	14	85	99	33	56-0	26	26	10	311	6.1
TOTAL	189-13	3538	472	1147	.412	135	163	.828	73	293	366	179	213-2	74	153	18	1226	6.5

Three-point FG: 09-10, 64-162 (.395); 10-11, 48-121 (.397); 11-12, 35-108 (.324). Total: 147-391 (.376)

ELLIS, LAPHONSO				COLLEGE: NOTRE DAME '92				NO: 3		POS: F		HT: 6-8		BIRTHDATE: MAY 5, 1970				
-----------------	--	--	--	-------------------------	--	--	--	-------	--	--------	--	---------	--	------------------------	--	--	--	--

ACQUIRED: Signed as a free agent on Oct. 4, 2000.

DEPARTED: Unrestricted free agent on July 1, 2001.

YEAR	G-GS	MIN	FG	FGA	PCT	FT	FTA	PCT	OR	DR	TOT	A	PF-D	STL	TO	BLK	PTS	AVG
00-01	82-5	1948	298	642	.464	169	214	.790	199	295	494	93	290-7	67	108	74	772	9.4

Three-point FG: 7-22 (.318)

PLAYOFFS

YEAR	G-GS	MIN	FG	FGA	PCT	FT	FTA	PCT	OR	DR	TOT	A	PF-D	STL	TO	BLK	PTS	AVG
00-01	4-0	77	9	23	.391	6	8	.750	7	7	14	0	13-0	1	5	3	24	6.0

Three-point FG: 0-1 (.000)

EVANS, BRIAN				COLLEGE: INDIANA '92				NO: 11		POS: F		HT: 6-8		BIRTHDATE: SEPTEMBER 13, 1973				
--------------	--	--	--	----------------------	--	--	--	--------	--	--------	--	---------	--	-------------------------------	--	--	--	--

ACQUIRED: From New Jersey with Terrell Brandon (from Milwaukee) in a three-team trade for Stephon Marbury, Chris Carr, Bill Curley (to New Jersey) and Paul Grant (to Milwaukee) on March 11, 1999.

DEPARTED: Released on March 26, 1999.

YEAR	G-GS	MIN	FG	FGA	PCT	FT	FTA	PCT	OR	DR	TOT	A	PF-D	STL	TO	BLK	PTS	AVG
98-99	5-0	24	2	10	.200	0	0	---	2	0	2	1	1-0	2	0	0	4	0.8

Three-point FG: 0-1 (.000)

EVANS, MAURICE				COLLEGE: TEXAS '01				NO: 1		POS: G		HT: 6-5		BIRTHDATE: NOVEMBER 8, 1978				
----------------	--	--	--	--------------------	--	--	--	-------	--	--------	--	---------	--	-----------------------------	--	--	--	--

ACQUIRED: Signed as a free agent on July 23, 2001.

DEPARTED: Released on Oct. 24, 2002.

YEAR	G-GS	MIN	FG	FGA	PCT	FT	FTA	PCT	OR	DR	TOT	A	PF-D	STL	TO	BLK	PTS	AVG
01-02	10-0	45	9	19	.474	3	4	.750	3	1	4	4	9-0	0	2	0	21	2.1

Three-point FG: 0-3 (.000)

FLYNN, JONNY				COLLEGE: SYRACUSE '09				NO: 10		POS: G		HT: 6-0		BIRTHDATE: FEBRUARY 6, 1989				
--------------	--	--	--	-----------------------	--	--	--	--------	--	--------	--	---------	--	-----------------------------	--	--	--	--

ACQUIRED: 2009 NBA Draft (1st Round/6th overall).

DEPARTED: Traded to Houston with the draft rights to Donatas Motiejunas and a future second-round pick for Brad Miller, the draft rights to Nikola Mirotic and Chandler Parsons and a future first-round pick on June 24, 2011.

YEAR	G-GS	MIN	FG	FGA	PCT	FT	FTA	PCT	OR	DR	TOT	A	PF-D	STL	TO	BLK	PTS	AVG
09-10	81-81	2339	397	952	.417	223	270	.826	24	167	191	356	98-0	82	233	2	1094	13.5
10-11	53-8	983	108	296	.365	32	42	.762	12	65	77	182	58-0	34	113	3	279	5.3
TOTAL	134-89	3322	505	1248	.405	255	312	.817	36	232	268	538	156-0	116	346	5	1373	10.2

Three-point FG: 09-10, 77-215 (.346), 10-11, 31-100 (.310). Total, 108-315 (.343)



FORMER PLAYER STATS

FOSTER, GREG

COLLEGE: TEXAS-EL PASO '90

NO: 44

POS: F

HT: 6-11

BIRTHDATE: OCTOBER 3, 1968

ACQUIRED: Signed as a free agent on Dec. 16, 1994.
DEPARTED: Unrestricted free agent on July 1, 1995.

YEAR	G-GS	MIN	FG	FGA	PCT	FT	FTA	PCT	OR	DR	TOT	A	PF-D	STL	TO	BLK	PTS	AVG
94-95	61-0	845	109	232	.470	56	80	.700	67	138	205	23	129-0	13	54	20	281	4.6

Three-point FG: 7-23 (.304)

FOYE, RANDY

COLLEGE: VILLANOVA '06

NO: 4

POS: G

HT: 6-4

BIRTHDATE: SEPTEMBER 24, 1983

ACQUIRED: From Portland in exchange for the draft rights to Brandon Roy on June 28, 2006.

DEPARTED: Traded to Washington with Mike Miller for Oleksiy Pecherov, Darius Songaila and Etan Thomas on June 24, 2009.

YEAR	G-GS	MIN	FG	FGA	PCT	FT	FTA	PCT	OR	DR	TOT	A	PF-D	STL	TO	BLK	PTS	AVG
06-07	82-12	1879	300	691	.434	164	192	.854	49	169	218	232	184-1	53	152	21	832	10.1
07-08	39-31	1259	198	462	.429	53	65	.815	13	115	128	164	102-1	36	79	3	510	13.1
08-09	70-61	2494	399	981	.407	230	272	.846	34	180	214	303	201-3	72	150	26	1139	16.3
TOTAL	191-104	5632	897	2134	.420	447	529	.845	96	464	560	699	487-5	161	381	50	2481	13.0

Three-point FG: 06-07, 68-185 (.368); 07-08, 61-148 (.412); 08-09, 111-308 (.360). Total, 240-641 (.374)

FRAHM, RICHIE

COLLEGE: GONZAGA '00

NO: 24

POS: G

HT: 6-3

BIRTHDATE: AUGUST 14, 1977

ACQUIRED: Signed as a free agent on Sept. 25, 2005.

DEPARTED: Released on March 16, 2006.

YEAR	G-GS	MIN	FG	FGA	PCT	FT	FTA	PCT	OR	DR	TOT	A	PF-D	STL	TO	BLK	PTS	AVG
05-06	25-0	225	24	65	.369	3	5	.600	3	20	23	15	22-0	3	4	2	66	2.6

Three-point FG: 15-48 (.313)

FRANK, TELLIS

COLLEGE: WESTERN KENTUCKY '87

NO: 32/30

POS: F

HT: 6-10

BIRTHDATE: APRIL 26, 1965

ACQUIRED: Signed as a free agent on Oct. 4, 1991 ; Signed as a free agent on Aug. 30, 1993.

DEPARTED: Released on Nov. 29, 1991 ; Unrestricted free agent on July 1, 1994.

YEAR	G-GS	MIN	FG	FGA	PCT	FT	FTA	PCT	OR	DR	TOT	A	PF-D	STL	TO	BLK	PTS	AVG
91-92	10-0	140	18	33	.545	10	15	.667	8	18	26	8	24-0	5	5	4	46	4.6
93-94	67-11	959	67	167	.419	54	76	.711	83	157	240	57	163-1	35	49	35	188	2.8
TOTAL	77-11	1099	85	200	.425	64	91	.703	91	175	266	65	187-1	40	54	39	234	3.0

Three-point FG: 93-94, 0-2 (.000)

GAINES, SUNDIATA

COLLEGE: GEORGIA '08

NO: 1

POS: G

HT: 6-1

BIRTHDATE: APRIL 18, 1986

ACQUIRED: Signed as a free agent on Nov. 12, 2010.

DEPARTED: Waived on Jan. 4, 2011.

YEAR	G-GS	MIN	FG	FGA	PCT	FT	FTA	PCT	OR	DR	TOT	A	PF-D	STL	TO	BLK	PTS	AVG
10-11	8-0	65	7	22	.318	5	10	.500	1	5	6	6	4-0	3	6	0	21	2.6

Three-point FG: 2-6 (.333)



FORMER PLAYER STATS

GARNETT, KEVIN	HIGH SCHOOL: FARRAGUT ACADEMY '95				NO: 21	POS: F	HT: 6-11	BIRTHDATE: MAY 19, 1976			
-----------------------	--	--	--	--	---------------	---------------	-----------------	--------------------------------	--	--	--

ACQUIRED: 1995 NBA Draft (1st Round/5th overall); From Brooklyn for Thaddeus Young on Feb. 19, 2015.

DEPARTED: Traded to Boston for Al Jefferson, Ryan Gomes, Gerald Green, Theo Ratliff, Sebastian Telfair and two first round picks in the 2009 NBA Draft on July 31, 2007; Announced his retirement on Sept. 23, 2016.

YEAR	G-GS	MIN	FG	FGA	PCT	FT	FTA	PCT	OR	DR	TOT	A	PF-D	STL	TO	BLK	PTS	AVG
95-96	80-43	2293	361	735	.491	105	149	.705	175	326	501	145	189-2	86	110	131	835	10.4
96-97	77-77	2995	549	1100	.499	205	272	.754	190	428	618	236	199-2	105	175	163	1309	17.0
97-98	82-82	3222	635	1293	.491	245	332	.738	222	564	786	348	224-1	139	192	150	1518	18.5
98-99	47-47	1780	414	900	.460	145	206	.704	166	323	489	202	152-5	78	135	83	977	20.8
99-00	81-81	3243	759	1526	.497	309	404	.765	223	733	956	401	205-1	120	268	126	1857	22.9
00-01	81-81	3202	704	1475	.477	357	467	.764	219	702	921	401	204-0	111	230	145	1784	22.0
01-02	81-81	3175	659	1401	.470	359	448	.801	243	738	981	422	184-0	96	229	126	1714	21.2
02-03	82-82	3321	743	1481	.502	377	502	.751	244	858	1102	495	199-0	113	229	129	1883	23.0
03-04	82-82	3231	804	1611	.499	368	465	.791	245	894	1139	409	202-1	120	212	178	1987	24.2
04-05	82-82	3121	683	1360	.502	445	549	.811	247	861	1108	466	207-0	121	222	112	1817	22.2
05-06	76-76	2957	626	1191	.526	396	489	.810	214	752	966	308	206-3	104	180	107	1656	21.8
06-07	76-76	2995	638	1341	.476	416	498	.835	183	792	975	313	184-2	89	205	126	1704	22.4
14-15	5-5	98	18	31	.581	2	4	.500	2	24	26	8	13-0	5	1	4	38	7.6
15-16	38-38	556	54	115	.470	14	21	.667	15	135	150	62	70-0	28	16	10	122	3.2
TOTALS	970-933	36189	7647	15560	.491	3743	4806	.779	2588	8130	10718	4216	3561-17	1315	2404	1590	19201	19.8

Three-point FG: 95-96, 8-28 (.286); 96-97, 6-21 (.286); 97-98, 3-16 (.188); 98-99, 4-14 (.286); 99-00, 30-81 (.370); 00-01, 19-66 (.288); 01-02, 37-116 (.319); 02-03, 20-71 (.282); 03-04, 11-43 (.256); 04-05, 6-25 (.240); 05-06, 8-30 (.267); 06-07, 12-56 (.214); 14-15, 0-1 (.000); 15-16, 0-1 (.000); Total, 164-569 (.288).

PLAYOFFS

YEAR	G-GS	MIN	FG	FGA	PCT	FT	FTA	PCT	OR	DR	TOT	A	PF-D	STL	TO	BLK	PTS	AVG
96-97	3-3	125	24	51	.471	3	3	1.000	14	14	28	11	6-0	4	4	3	52	17.3
97-98	5-5	194	36	75	.480	7	9	.778	17	31	48	20	17-0	4	22	12	79	15.8
98-99	4-4	170	35	79	.443	17	23	.739	16	32	48	15	10-0	7	13	8	87	21.8
99-00	4-4	171	30	78	.385	13	16	.813	13	30	43	35	12-0	5	11	3	75	18.8
00-01	4-4	165	27	58	.466	30	36	.833	10	38	48	17	13-0	4	6	6	84	21.0
01-02	3-3	130	24	56	.429	23	32	.719	16	40	56	15	11-0	5	12	5	72	24.0
02-03	6-6	265	71	138	.514	17	28	.607	11	83	94	31	23-1	10	18	10	162	27.0
03-04	18-18	783	168	372	.452	97	125	.776	39	224	263	92	57-2	24	75	41	438	24.3
TOTAL	47-47	2003	415	907	.458	207	272	.761	136	492	628	236	149-3	63	161	88	1049	22.3

Three-point FG: 96-97, 1-1 (1.000); 97-98, 0-0; 98-99, 0-2 (.000); 99-00, 2-3 (.667); 00-01, 0-3 (.000); 01-02, 1-2 (.500); 02-03, 3-9 (.333); 03-04, 5-16 (.313); Total, 12-36 (.333).

GARLAND, WINSTON	COLLEGE: SW MISSOURI STATE '87				NO: 22	POS: G	HT: 6-3	BIRTHDATE: DECEMBER 19, 1964			
-------------------------	---------------------------------------	--	--	--	---------------	---------------	----------------	-------------------------------------	--	--	--

ACQUIRED: Signed as a free agent on Nov. 11, 1994.

DEPARTED: Unrestricted free agent on July 1, 1995.

YEAR	G-GS	MIN	FG	FGA	PCT	FT	FTA	PCT	OR	DR	TOT	A	PF-D	STL	TO	BLK	PTS	AVG
94-95	73-58	1931	170	410	.415	89	112	.795	48	120	168	318	184-1	71	105	13	448	6.1

Three-point FG: 19-75 (.253)

GARRETT, DEAN	COLLEGE: INDIANA '88				NO: 22	POS: C	HT: 6-11	BIRTHDATE: NOVEMBER 27, 1966			
----------------------	-----------------------------	--	--	--	---------------	---------------	-----------------	-------------------------------------	--	--	--

ACQUIRED: From Denver with Bobby Jackson in a three-team trade that also included Toronto. Sent Micheal Williams, the rights to Zeljko Rebraca, and a future first round pick to the Raptors on Jan. 21, 1999.

DEPARTED: Traded to Golden State with a second-round pick in the 2007 NBA Draft for Marc Jackson on Feb. 21, 2002.

YEAR	G-GS	MIN	FG	FGA	PCT	FT	FTA	PCT	OR	DR	TOT	A	PF-D	STL	TO	BLK	PTS	AVG
96-97	68-47	1665	223	389	.573	96	138	.696	149	346	495	38	158-1	40	34	95	542	8.0
98-99	49-37	1054	116	231	.502	38	51	.745	99	158	257	28	113-0	30	29	45	270	5.5
99-00	56-23	604	48	108	.444	18	26	.692	41	99	140	19	94-1	8	21	40	114	2.0
00-01	70-21	831	75	156	.481	27	39	.692	65	152	217	24	93-0	26	25	49	177	2.5
01-02	29-0	152	14	40	.350	0	3	.000	13	34	47	4	26-0	5	7	9	28	1.0
TOTAL	272-128	4306	476	924	.515	179	257	.696	367	789	1156	113	484-2	109	116	238	1131	4.2

PLAYOFFS

YEAR	G-GS	MIN	FG	FGA	PCT	FT	FTA	PCT	OR	DR	TOT	A	PF-D	STL	TO	BLK	PTS	AVG
96-97	3-3	118	15	29	.517	8	10	.800	19	16	35	4	11-0	2	1	3	38	12.7
98-99	4-3	92	10	18	.556	2	5	.400	9	7	16	5	16-1	2	2	3	22	5.5
99-00	3-0	16	1	2	.500	1	2	.500	1	1	2	0	2-0	0	0	1	3	1.0
00-01	3-2	41	4	12	.333	5	6	.833	2	7	9	0	6-0	1	0	1	13	4.3
TOTAL	13-8	267	30	61	.492	16	23	.696	31	31	62	9	35-1	5	3	8	76	5.8



FORMER PLAYER STATS

GARRICK, TOM			COLLEGE: RHODE ISLAND '88					NO: 22		POS: G		HT: 6-2		BIRTHDATE: JULY 7, 1966				
--------------	--	--	---------------------------	--	--	--	--	--------	--	--------	--	---------	--	-------------------------	--	--	--	--

ACQUIRED: Signed as a free agent on Dec. 16, 1991.

DEPARTED: Released on March 6, 1992.

YEAR	G-GS	MIN	FG	FGA	PCT	FT	FTA	PCT	OR	DR	TOT	A	PF-D	STL	TO	BLK	PTS	AVG
91-92	15-0	112	11	33	.333	6	8	.750	2	7	9	18	14-0	7	10	3	29	1.9

Three-point FG: 1-2 (.500)

GELABALE, MICKAEL			COLLEGE: FRANCE '05					NO: 15		POS: F		HT: 6-7		BIRTHDATE: MAY 22, 1983				
-------------------	--	--	---------------------	--	--	--	--	--------	--	--------	--	---------	--	-------------------------	--	--	--	--

ACQUIRED: Signed as a free agent on Jan. 19, 2013

DEPARTED: Waived on July 7, 2013.

YEAR	G-GS	MIN	FG	FGA	PCT	FT	FTA	PCT	OR	DR	TOT	A	PF-D	STL	TO	BLK	PTS	AVG
12-13	36-13	644	72	139	.518	21	24	.875	32	67	99	26	47	16	16	4	181	5.0

Three-point FG: 16-52 (.308)

GILL, KENDALL			COLLEGE: ILLINOIS '90					NO: 9		POS: F/G		HT: 6-5		BIRTHDATE: MAY 25, 1968				
---------------	--	--	-----------------------	--	--	--	--	-------	--	----------	--	---------	--	-------------------------	--	--	--	--

ACQUIRED: Signed as a free agent on Sept. 25, 2002.

DEPARTED: Unrestricted free agent on July 1, 2003.

YEAR	G-GS	MIN	FG	FGA	PCT	FT	FTA	PCT	OR	DR	TOT	A	PF-D	STL	TO	BLK	PTS	AVG
02-03	82-34	2068	286	677	.422	123	161	.764	51	197	248	156	176-2	78	108	15	714	8.7

Three-point FG: 19-59 (.322)

PLAYOFFS

YEAR	G-GS	MIN	FG	FGA	PCT	FT	FTA	PCT	OR	DR	TOT	A	PF-D	STL	TO	BLK	PTS	AVG
02-03	6-0	118	10	27	.370	9	14	.643	6	7	13	7	12-1	4	4	1	31	5.2

Three-point FG: 2-4 (.500)

GLASS, GERALD			COLLEGE: MISSISSIPPI '90					NO: 22 / 4		POS: G/F		HT: 6-6		BIRTHDATE: NOVEMBER 12, 1967				
---------------	--	--	--------------------------	--	--	--	--	------------	--	----------	--	---------	--	------------------------------	--	--	--	--

ACQUIRED: 1990 NBA Draft (1st Round/20th overall).

DEPARTED: Traded to Detroit with Mark Randall for Lance Blanks, Brad Sellers and a future second-round draft pick on Nov. 15, 1992.

YEAR	G-GS	MIN	FG	FGA	PCT	FT	FTA	PCT	OR	DR	TOT	A	PF-D	STL	TO	BLK	PTS	AVG
90-91	51-3	606	149	340	.438	52	76	.684	54	48	102	42	76-2	28	41	9	352	6.9
91-92	75-41	1822	383	871	.440	77	125	.616	107	153	260	175	171-0	66	103	30	859	11.5
92-93	4-0	71	8	27	.296	4	6	.667	1	2	3	9	6-0	3	5	0	20	5.0
TOTAL	130-44	2499	540	1238	.436	133	207	.643	162	203	365	226	253-2	97	149	39	1231	9.5

Three-point FG: 90-91, 2-17 (.118); 91-92, 16-54 (.296); 92-93, 0-2 (.000). Total, 18-73 (.247)

GODFREAD, DAN			COLLEGE: EVANSVILLE '90					NO: 52		POS: F		HT: 6-10		BIRTHDATE: JUNE 14, 1967				
---------------	--	--	-------------------------	--	--	--	--	--------	--	--------	--	----------	--	--------------------------	--	--	--	--

ACQUIRED: Signed as a free agent on Dec. 29, 1990.

DEPARTED: Released on Oct. 28, 1991.

YEAR	G-GS	MIN	FG	FGA	PCT	FT	FTA	PCT	OR	DR	TOT	A	PF-D	STL	TO	BLK	PTS	AVG
90-91	10-0	20	5	12	.417	3	4	.750	0	2	2	0	5-0	1	0	4	13	1.3

Three-point FG: 0-1 (.000)

GOLDWIRE, ANTHONY			COLLEGE: HOUSTON '94					NO: 5		POS: G		HT: 6-1		BIRTHDATE: SEPTEMBER 6, 1971				
-------------------	--	--	----------------------	--	--	--	--	-------	--	--------	--	---------	--	------------------------------	--	--	--	--

ACQUIRED: Signed as a free agent on Jan. 7, 2004.

DEPARTED: Waived on Jan. 26, 2004.

YEAR	G-GS	MIN	FG	FGA	PCT	FT	FTA	PCT	OR	DR	TOT	A	PF-D	STL	TO	BLK	PTS	AVG
03-04	5-0	66	5	14	.357	1	1	1.000	1	5	6	10	5-0	3	2	0	13	2.6

Three-point FG: 2-6 (.333)



FORMER PLAYER STATS

GOMES, RYAN			COLLEGE: PROVIDENCE '05			NO: 8			POS: F			HT: 6-7			BIRTHDATE: SEPTEMBER 1, 1982				
-------------	--	--	-------------------------	--	--	-------	--	--	--------	--	--	---------	--	--	------------------------------	--	--	--	--

ACQUIRED: From Boston with Gerald Green, Al Jefferson, Theo Ratliff, Sebastian Telfair and two future first-round picks for Kevin Garnett on July 31, 2007.
DEPARTED: Traded to Portland with the draft rights to Luke Babbitt for Martell Webster on June 24, 2010.

YEAR	G-GS	MIN	FG	FGA	PCT	FT	FTA	PCT	OR	DR	TOT	A	PF-D	STL	TO	BLK	PTS	AVG
07-08	82-74	2434	392	857	.457	190	229	.830	133	342	475	145	154-0	65	96	10	1033	12.6
08-09	82-76	2614	420	974	.431	146	181	.807	106	286	392	135	183-1	63	128	22	1092	13.3
09-10	76-64	2210	327	732	.447	104	126	.825	76	272	348	124	155-0	62	95	16	832	10.9
TOTAL	240-214	7258	1139	2563	.444	440	536	.821	315	900	1215	404	492-1	190	319	48	2957	12.3

Three-point FG: 07-08, 59-179 (.330); 08-09, 106-285 (.372); 09-10, 74-199 (.372). Total 239-663, (.360)

GRANT, PAUL			COLLEGE: WISCONSIN '97			NO: 40			POS: C			HT: 7-0			BIRTHDATE: JANUARY 6, 1974				
-------------	--	--	------------------------	--	--	--------	--	--	--------	--	--	---------	--	--	----------------------------	--	--	--	--

ACQUIRED: 1997 NBA Draft (1st Round/20th overall).
DEPARTED: Traded to Milwaukee in a three-team trade with Stephon Marbury, Chris Carr and Bill Curley (to New Jersey) for Terrell Brandon and Brian Evans on March 11, 1999.

YEAR	G-GS	MIN	FG	FGA	PCT	FT	FTA	PCT	OR	DR	TOT	A	PF-D	STL	TO	BLK	PTS	AVG
98-99	4-0	8	1	4	.250	0	0	---	1	0	1	0	4-0	0	1	0	2	0.5

GREEN, GERALD			HIGH SCHOOL: GULF SHORES ACADEMY			NO: 15			POS: F			HT: 6-8			BIRTHDATE: JANUARY 26, 1986				
---------------	--	--	----------------------------------	--	--	--------	--	--	--------	--	--	---------	--	--	-----------------------------	--	--	--	--

ACQUIRED: From Boston with Al Jefferson, Ryan Gomes, Theo Ratliff, Sebastian Telfair and two future first-round picks for Kevin Garnett on July 31, 2007.
DEPARTED: Traded to Houston for Kirk Snyder, a future second-round pick and cash considerations on Feb. 21, 2008.

YEAR	G-GS	MIN	FG	FGA	PCT	FT	FTA	PCT	OR	DR	TOT	A	PF-D	STL	TO	BLK	PTS	AVG
07-08	29-0	358	49	148	.331	34	41	.829	11	51	62	29	43-0	8	32	4	147	5.1

Three-point FG: 15-39 (.385)

GRIFFIN, EDDIE			COLLEGE: SETON HALL '01			NO: 41			POS: F			HT: 6-10			BIRTHDATE: MAY 30, 1982				
----------------	--	--	-------------------------	--	--	--------	--	--	--------	--	--	----------	--	--	-------------------------	--	--	--	--

ACQUIRED: Signed as a free agent on October 5, 2004.
DEPARTED: Released on March 13, 2007.

YEAR	G-GS	MIN	FG	FGA	PCT	FT	FTA	PCT	OR	DR	TOT	A	PF-D	STL	TO	BLK	PTS	AVG
04-05	70-0	1492	202	522	.387	56	78	.718	128	325	453	53	120-1	23	55	118	527	7.5
05-06	70-27	1359	130	370	.351	44	74	.595	107	282	389	40	125-0	13	43	148	320	4.6
06-07	13-0	92	7	27	.259	4	5	.800	7	18	25	4	8-0	0	6	7	18	1.4
TOTAL	153-27	2943	339	919	.369	104	157	.662	242	625	867	97	253-1	36	104	273	865	5.7

Three-point FG: 04-05, 67-204 (.328); 05-06, 16-82 (.195); 06-07, 0-1 (.000). TOTAL, 83-287 (.289)

GUGLIOTTA, TOM			COLLEGE: NORTH CAROLINA STATE '92			NO: 24			POS: F			HT: 6-10			BIRTHDATE: DECEMBER 19, 1969				
----------------	--	--	-----------------------------------	--	--	--------	--	--	--------	--	--	----------	--	--	------------------------------	--	--	--	--

ACQUIRED: From Golden State for Donyell Marshall on Feb. 18, 1995.
DEPARTED: Unrestricted free agent on July 1, 1998.

YEAR	G-GS	MIN	FG	FGA	PCT	FT	FTA	PCT	OR	DR	TOT	A	PF-D	STL	TO	BLK	PTS	AVG
94-95	31-17	1018	162	357	.454	93	122	.762	49	173	222	139	86-0	61	81	28	445	14.4
95-96	78-78	2835	473	1004	.471	289	374	.773	176	514	690	238	265-1	139	234	96	1261	16.2
96-97	81-81	3131	592	1339	.442	464	566	.820	187	515	702	335	237-3	130	293	89	1672	20.6
97-98	41-41	1582	319	635	.502	183	223	.821	106	250	356	167	102-0	61	109	22	823	20.1
TOTAL	231-217	8566	1546	3335	.464	1029	1285	.801	518	1452	1970	879	690-4	391	717	235	4201	18.2

Three-point FG: 94-95, 28-88 (.318); 95-96, 26-86 (.302); 96-97, 24-93 (.258); 97-98, 2-17 (.118). Total, 80-284 (.282)

PLAYOFFS

YEAR	G-GS	MIN	FG	FGA	PCT	FT	FTA	PCT	OR	DR	TOT	A	PF-D	STL	TO	BLK	PTS	AVG
96-97	3-3	121	23	52	.442	6	10	.600	2	14	16	13	13-0	7	6	2	55	18.3

Three-point FG: 3-4 (.750)



FORMER PLAYER STATS

GUIBERT, ANDRES	HIGH SCHOOL: MANUEL FAJARDO (CUBA)	NO: 51	POS: F	HT: 6-10	BIRTHDATE: OCTOBER 28, 1968
------------------------	---	---------------	---------------	-----------------	------------------------------------

ACQUIRED: Signed as a free agent on April 13, 1994.

DEPARTED: Selected in 1995 Expansion Draft by Toronto on June 24, 1995.

YEAR	G-GS	MIN	FG	FGA	PCT	FT	FTA	PCT	OR	DR	TOT	A	PF-D	STL	TO	BLK	PTS	AVG
93-94	5-0	33	6	20	.300	3	6	.500	10	6	16	2	6-0	0	6	1	15	3.0
94-95	17-0	167	16	47	.340	13	19	.684	16	29	45	10	29-0	8	12	1	45	2.6
TOTAL	22-0	200	22	67	.328	16	25	.640	26	35	61	12	35-0	8	18	2	60	2.7

Three-point FG: 94-95, 0-4 (.000). Total, 0-4 (.000)

HAMILTON, JUSTIN	COLLEGE: LSU '12	NO: 41	POS: C	HT: 7-0	BIRTHDATE: APRIL 1, 1990
-------------------------	-------------------------	---------------	---------------	----------------	---------------------------------

ACQUIRED: Claimed on waivers from the New Orleans Pelicans on Mar. 5, 2015.

DEPARTED: Unrestricted free agent on July 1, 2015.

YEAR	G-GS	MIN	FG	FGA	PCT	FT	FTA	PCT	OR	DR	TOT	A	PF-D	STL	TO	BLK	PTS	AVG
14-15	17-9	423	58	113	.513	33	40	.825	33	53	86	24	37-0	19	18	25	153	9.0

Three-point FG: 14-15, 4-12 (.333).

HAMMONDS, TOM	COLLEGE: GEORGIA TECH '89	NO: 20	POS: F	HT: 6-9	BIRTHDATE: MARCH 27, 1967
----------------------	----------------------------------	---------------	---------------	----------------	----------------------------------

ACQUIRED: Signed as a free agent on Nov. 25, 1997.

DEPARTED: Retired on Oct. 2, 2001.

YEAR	G-GS	MIN	FG	FGA	PCT	FT	FTA	PCT	OR	DR	TOT	A	PF-D	STL	TO	BLK	PTS	AVG
97-98	57-2	1140	127	246	.516	92	132	.697	100	171	271	36	127-1	15	48	17	346	6.1
98-99	49-0	716	82	179	.458	48	75	.640	54	82	136	20	88-1	8	32	7	212	4.3
99-00	56-0	372	42	97	.433	33	56	.589	34	67	101	10	55-0	8	21	3	117	2.1
00-01	7-0	30	3	10	.300	1	2	.500	2	2	4	1	8-1	0	3	0	7	1.0
TOTAL	169-2	2258	254	532	.477	174	265	.657	186	322	508	67	278-3	31	104	27	682	4.0

Three-point FG: 97-98, 0-1 (.000)

PLAYOFFS

YEAR	G-GS	MIN	FG	FGA	PCT	FT	FTA	PCT	OR	DR	TOT	A	PF-D	STL	TO	BLK	PTS	AVG
97-98	5-1	113	12	28	.429	12	16	.750	10	12	22	2	18-0	0	4	1	36	7.2
98-99	4-0	18	0	0	----	4	4	1.000	0	2	2	0	4-0	0	4	0	4	1.0
99-00	1-0	2	0	0	----	0	0	----	0	0	0	0	0-0	0	0	0	0	0.0
TOTAL	10-1	133	12	28	.429	16	20	.800	10	20	24	2	22-0	2	8	1	40	4.0

HART, JASON	COLLEGE: SYRACUSE '00	NO: 6	POS: G	HT: 6-3	BIRTHDATE: APRIL 29, 1978
--------------------	------------------------------	--------------	---------------	----------------	----------------------------------

ACQUIRED: Signed as a free agent on Sept. 28, 2009.

DEPARTED: Traded to Phoenix for Alando Tucker, a future second-round pick and cash considerations on Dec. 29, 2009.

YEAR	G-GS	MIN	FG	FGA	PCT	FT	FTA	PCT	OR	DR	TOT	A	PF-D	STL	TO	BLK	PTS	AVG
09-10	1-0	5	0	1	.000	0	0	---	0	0	0	1	0-0	1	0	0	0	0.0

HASSELL, TRENTON	COLLEGE: AUSTIN PEAY '01	NO: 23	POS: G	HT: 6-5	BIRTHDATE: MARCH 4, 1979
-------------------------	---------------------------------	---------------	---------------	----------------	---------------------------------

ACQUIRED: Signed as a free agent on Oct. 29, 2003.

DEPARTED: Traded to Dallas in exchange for Greg Buckner on Sept. 28, 2007.

YEAR	G-GS	MIN	FG	FGA	PCT	FT	FTA	PCT	OR	DR	TOT	A	PF-D	STL	TO	BLK	PTS	AVG
03-04	81-74	2264	177	381	.465	48	61	.787	68	189	257	133	200-1	36	46	54	406	5.0
04-05	82-51	2068	225	475	.474	90	114	.789	80	139	219	128	200-1	30	64	30	541	6.6
05-06	77-67	2514	286	616	.464	131	176	.744	82	134	216	203	201-3	43	124	29	710	9.2
06-07	76-68	2223	217	443	.490	72	92	.783	83	160	243	203	144-1	22	80	26	512	6.7
TOTAL	316-260	9069	905	1915	.473	341	443	.770	313	622	935	667	745-6	131	314	139	2169	6.9

Three-point FG: 03-04, 4-13 (.308); 04-05, 1-11 (.091); 05-06, 7-23 (.304); 06-07, 6-25 (.240). Total, 18-72 (.250)

PLAYOFFS

YEAR	G-GS	MIN	FG	FGA	PCT	FT	FTA	PCT	OR	DR	TOT	A	PF-D	STL	TO	BLK	PTS	AVG
03-04	18-18	472	62	119	.521	13	16	.813	21	23	44	27	42-0	10	16	7	138	7.7

Three-point FG: 1-2 (.500)



FORMER PLAYER STATS

HAYWARD, LAZAR				COLLEGE: MARQUETTE				NO: 32		POS: F		HT: 6-6		BIRTHDATE: NOVEMBER 26, 1986					
----------------	--	--	--	--------------------	--	--	--	--------	--	--------	--	---------	--	------------------------------	--	--	--	--	--

ACQUIRED: Via trade on June 24, 2010 from Washington ; Signed as a free agent on Jan. 8, 2013

DEPARTED: Traded to Oklahoma City on Dec. 13 ; Waived on Jan. 18, 2013

YEAR	G-GS	MIN	FG	FGA	PCT	FT	FTA	PCT	OR	DR	TOT	A	PF-D	STL	TO	BLK	PTS	AVG
10-11	42-0	419	55	154	.357	33	42	.786	23	47	70	28	44-0	12	19	7	160	3.8
12-13	4-0	31	2	10	.200	6	6	1.000	0	4	4	3	3-0	2	0	0	10	2.5
TOTAL	46-0	450	57	164	.348	39	48	.813	23	51	74	31	44-0	14	19	7	170	3.7

Three-point FG: 10-11, 17-60 (.283); 12-13, 0-4 (.000). Total, 17-64 (.266)

HEAL, SHANE				HIGH SCHOOL: UPPER YARRA (AUSTRALIA)				NO: 10		POS: G		HT: 6-0		BIRTHDATE: SEPTEMBER 6, 1970					
-------------	--	--	--	--------------------------------------	--	--	--	--------	--	--------	--	---------	--	------------------------------	--	--	--	--	--

ACQUIRED: Signed as a free agent on Sept. 18, 1996.

DEPARTED: Released on Oct. 30, 1997.

YEAR	G-GS	MIN	FG	FGA	PCT	FT	FTA	PCT	OR	DR	TOT	A	PF-D	STL	TO	BLK	PTS	AVG
96-97	43-0	236	26	97	.268	3	5	.600	2	16	18	33	20-0	3	17	3	75	1.7

Three-point FG: 20-65 (.308)

PLAYOFFS

YEAR	G-GS	MIN	FG	FGA	PCT	FT	FTA	PCT	OR	DR	TOT	A	PF-D	STL	TO	BLK	PTS	AVG
96-97	2-0	3	2	2	1.000	0	0	----	0	0	0	1	0-0	0	0	0	2	3.0

Three-point FG: 2-2 (1.000)

HILL, JORDAN				COLLEGE: ARIZONA '09				NO: 27		POS: F/C		HT: 6-10		BIRTHDATE: JULY 27, 1987					
--------------	--	--	--	----------------------	--	--	--	--------	--	----------	--	----------	--	--------------------------	--	--	--	--	--

ACQUIRED: Signed as a free agent on July 20, 2016.

DEPARTED: Waived on June 26, 2017.

YEAR	G-GS	MIN	FG	FGA	PCT	FT	FTA	PCT	OR	DR	TOT	A	PF-D	STL	TO	BLK	PTS	AVG
16-17	7-0	47	5	13	.385	2	2	1.000	8	6	14	0	9-0	1	4	0	12	1.7

HOIBERG, FRED				COLLEGE: IOWA STATE '95				NO: 32		POS: G		HT: 6-5		BIRTHDATE: OCTOBER 15, 1972					
---------------	--	--	--	-------------------------	--	--	--	--------	--	--------	--	---------	--	-----------------------------	--	--	--	--	--

ACQUIRED: Signed as a free agent on July 28, 2003.

DEPARTED: Released on Aug. 15, 2005.

YEAR	G-GS	MIN	FG	FGA	PCT	FT	FTA	PCT	OR	DR	TOT	A	PF-D	STL	TO	BLK	PTS	AVG
03-04	79-3	1804	178	383	.465	98	116	.845	21	247	268	109	136-0	66	44	10	530	6.7
04-05	76-0	1272	139	284	.489	89	102	.873	32	149	181	85	105-0	50	20	15	437	5.8
TOTAL	155-3	3076	317	667	.475	187	218	.858	53	396	449	194	141-0	116	64	25	967	6.2

Three-point FG: 03-04, 76-172 (.442); 04-05, 70-145 (.483). Total, 146-317 (.461)

PLAYOFFS

YEAR	G-GS	MIN	FG	FGA	PCT	FT	FTA	PCT	OR	DR	TOT	A	PF-D	STL	TO	BLK	PTS	AVG
03-04	18-0	438	39	86	.453	15	16	.938	9	57	66	23	29-0	16	8	0	115	6.4

Three-point FG: 22-48 (.458)

HOLLINS, RYAN				COLLEGE: UCLA '06				NO: 1		POS: C		HT: 7-0		BIRTHDATE: OCTOBER 10, 1984					
---------------	--	--	--	-------------------	--	--	--	-------	--	--------	--	---------	--	-----------------------------	--	--	--	--	--

ACQUIRED: Signed as a free agent on Aug. 10, 2009.

DEPARTED: Traded to Cleveland with Ramon Sessions and a future second-round pick for Sebastian Telfair and Delonte West on July 26, 2010.

YEAR	G-GS	MIN	FG	FGA	PCT	FT	FTA	PCT	OR	DR	TOT	A	PF-D	STL	TO	BLK	PTS	AVG
09-10	73-27	1223	169	303	.558	109	158	.690	79	128	207	51	199-3	19	95	38	447	6.1

Three-point 0-1 (.000)



FORMER PLAYER STATS

HOWARD, JOSH			COLLEGE: WAKE FORREST '03				NO: 5		POS: F/G		HT: 6-7		BIRTHDATE: APRIL 28, 1980					
--------------	--	--	---------------------------	--	--	--	-------	--	----------	--	---------	--	---------------------------	--	--	--	--	--

ACQUIRED: Signed as a free agent on Nov. 16, 2012.
DEPARTED: Waived on Dec. 20, 2012.

YEAR	G-GS	MIN	FG	FGA	PCT	FT	FTA	PCT	OR	DR	TOT	A	PF-D	STL	TO	BLK	PTS	AVG
12-13	11-4	207	31	77	.403	7	12	.583	9	27	36	4	18-0	10	10	3	74	6.7
Three-point 5-16 (.313)																		

HUDSON, TROY			COLLEGE: SOUTHERN ILLINOIS '97				NO: 16		POS: G		HT: 6-1		BIRTHDATE: MARCH 13, 1976					
--------------	--	--	--------------------------------	--	--	--	--------	--	--------	--	---------	--	---------------------------	--	--	--	--	--

ACQUIRED: Signed as a free agent on Aug. 26, 2002.
DEPARTED: Released on Aug. 3, 2007.

YEAR	G-GS	MIN	FG	FGA	PCT	FT	FTA	PCT	OR	DR	TOT	A	PF-D	STL	TO	BLK	PTS	AVG
02-03	79-74	2600	409	956	.428	208	231	.900	42	141	183	452	160-1	60	182	7	1123	14.2
03-04	29-1	503	80	207	.386	27	33	.818	4	31	35	70	32-0	7	34	0	218	7.5
04-05	79-32	1729	266	664	.401	70	90	.778	19	86	105	283	121-0	27	113	6	691	8.7
05-06	36-0	800	127	333	.381	48	52	.923	8	36	44	106	55-0	12	40	4	342	9.5
06-07	34-6	554	74	195	.379	26	32	.813	8	40	48	73	23-0	14	40	2	202	5.9
TOTAL	257-113	6186	956	2355	.406	379	438	.865	81	334	415	984	391-1	120	409	19	2576	10.0

Three-point FG: 02-03, 97-266 (.365); 03-04, 31-77 (.403); 04-05, 89-258 (.345); 05-06, 40-101 (.396); 06-07, 28-80 (.350). Total, 285-782 (.365)

PLAYOFFS																		
YEAR	G-GS	MIN	FG	FGA	PCT	FT	FTA	PCT	OR	DR	TOT	A	PF-D	STL	TO	BLK	PTS	AVG
02-03	6-6	221	44	106	.415	36	38	.947	1	11	12	33	5-0	8	16	0	141	23.5
Three-point FG: 17-39 (.436)																		

HUMMEL, ROBBIE			COLLEGE: PURDUE '12				NO: 6/4		POS: F		HT: 6-8		BIRTHDATE: MARCH 8, 1989					
----------------	--	--	---------------------	--	--	--	---------	--	--------	--	---------	--	--------------------------	--	--	--	--	--

ACQUIRED: 2012 NBA Draft (2nd round/58th overall).
DEPARTED: Unrestricted free agent on July 1, 2015.

YEAR	G-GS	MIN	FG	FGA	PCT	FT	FTA	PCT	OR	DR	TOT	A	PF-D	STL	TO	BLK	PTS	AVG
13-14	53-5	655	67	177	.379	15	16	.938	35	97	132	23	57-0	16	10	2	181	3.4
14-15	45-4	742	79	172	.459	24	29	.828	31	103	134	27	86-0	16	18	9	198	4.4
TOTAL	98-9	1397	146	349	.418	39	45	.867	66	200	266	50	143-0	32	28	11	379	3.9

Three-point FG: 13-14, 32-89 (.360); 14-15, 16-51 (.314). Total, 48-140 (.343)

JACKSON, BOBBY			COLLEGE: MINNESOTA '97				NO: 24		POS: G		HT: 6-1		BIRTHDATE: MARCH 13, 1973					
----------------	--	--	------------------------	--	--	--	--------	--	--------	--	---------	--	---------------------------	--	--	--	--	--

ACQUIRED: Acquired: From Denver with Dean Garrett in a three-team trade that also included Toronto. Sent Micheal Williams, the rights to Zeljko Rebraca, and a future first round pick to the Raptors on Jan. 21, 1999.
DEPARTED: Unrestricted free agent on July 1, 2000.

YEAR	G-GS	MIN	FG	FGA	PCT	FT	FTA	PCT	OR	DR	TOT	A	PF-D	STL	TO	BLK	PTS	AVG
98-99	50-0	941	310	791	.392	149	183	.259	78	224	302	317	75-0	39	75	3	353	7.1
99-00	73-10	1034	140	346	.405	76	98	.776	50	103	153	172	114-0	48	58	7	369	5.1
TOTAL	123-10	1975	450	1137	.396	225	281	.800	128	327	455	489	189	87	133	10	722	5.8

Three-point FG: 98-99, 10-27 (.370); 99-00, 13-46 (.283). Total, 23-73 (.315)

PLAYOFFS																		
YEAR	G-GS	MIN	FG	FGA	PCT	FT	FTA	PCT	OR	DR	TOT	A	PF-D	STL	TO	BLK	PTS	AVG
98-99	4-0	27	2	10	.200	0	0	----	1	3	4	2	3-0	0	2	0	4	1.0
99-00	3-0	30	4	8	.500	6	6	1.000	0	5	5	4	4-0	2	2	1	15	5.0
TOTAL	7-0	57	6	18	.333	6	6	1.000	1	8	9	6	7-0	2	4	1	19	2.7T

Three-point FG: 98-99, 0-3 (.000); 99-00, 1-3 (.333). Total, 1-6 (.167)



FORMER PLAYER STATS

JACKSON, MARC			COLLEGE: TEMPLE '97			NO: 25			POS: F/C			HT: 6-10			BIRTHDATE: JANUARY 16, 1975				
---------------	--	--	---------------------	--	--	--------	--	--	----------	--	--	----------	--	--	-----------------------------	--	--	--	--

ACQUIRED: From Golden State for Dean Garrett and a second-round pick in the 2007 NBA Draft on Feb. 21, 2002.
DEPARTED: Traded to Philadelphia with Terrell Brandon (to Atlanta) in a four-team trade for Latrell Sprewell on July 23, 2003.

YEAR	G-GS	MIN	FG	FGA	PCT	FT	FTA	PCT	OR	DR	TOT	A	PF-D	STL	TO	BLK	PTS	AVG
01-02	22-0	326	38	99	.384	26	32	.813	31	54	85	7	44-0	6	18	3	102	4.6
02-03	77-0	1041	153	349	.438	114	149	.765	86	139	225	37	137-0	24	59	30	421	5.5
TOTAL	99-0	1367	191	448	.426	140	181	.773	117	193	310	44	181-0	30	77	33	523	5.3

Three-point FG: 01-02, 0-1 (.000); 02-03, 1-1 (1.000). Total, 1-2 (.500)

PLAYOFFS

YEAR	G-GS	MIN	FG	FGA	PCT	FT	FTA	PCT	OR	DR	TOT	A	PF-D	STL	TO	BLK	PTS	AVG
01-02	1-0	1	0	0	---	0	0	---	0	0	0	0	1-0	0	0	0	0	0.0
02-03	6-0	110	17	32	.531	16	19	.842	10	23	33	8	19-0	2	9	1	50	8.3
TOTAL	7-0	111	17	32	.531	16	19	.842	10	23	33	8	20-0	2	9	1	50	7.1

Three-point FG: 02-03, 0-1 (.000)

JACKSON, STANLEY			COLLEGE: ALABAMA-BIRMINGHAM '93			NO: 7			POS: G			HT: 6-3			BIRTHDATE: OCTOBER 14, 1970				
------------------	--	--	---------------------------------	--	--	-------	--	--	--------	--	--	---------	--	--	-----------------------------	--	--	--	--

ACQUIRED: Signed as a free agent on Aug. 30, 1993.
DEPARTED: Unrestricted free agent on July 1, 1994.

YEAR	G-GS	MIN	FG	FGA	PCT	FT	FTA	PCT	OR	DR	TOT	A	PF-D	STL	TO	BLK	PTS	AVG
93-94	17-0	92	17	33	.515	3	3	1.000	12	15	27	16	13-0	5	10	0	38	2.2

Three-point FG: 1-5 (.200)

JACOBSON, SAM			COLLEGE: MINNESOTA '98			NO: 9			POS: G/F			HT: 6-4			BIRTHDATE: JULY 22, 1975				
---------------	--	--	------------------------	--	--	-------	--	--	----------	--	--	---------	--	--	--------------------------	--	--	--	--

ACQUIRED: Signed as a free agent on Oct. 17, 2000.
DEPARTED: Unrestricted free agent on July 1, 2001.

YEAR	G-GS	MIN	FG	FGA	PCT	FT	FTA	PCT	OR	DR	TOT	A	PF-D	STL	TO	BLK	PTS	AVG
00-01	14-0	59	9	18	.500	2	3	.667	3	3	6	4	19-0	3	0	0	20	1.4

JAMES, MIKE			COLLEGE: DUQUESNE '98			NO: 13			POS: G			HT: 6-2			BIRTHDATE: JUNE 23, 1975				
-------------	--	--	-----------------------	--	--	--------	--	--	--------	--	--	---------	--	--	--------------------------	--	--	--	--

ACQUIRED: Signed as a free agent on July 13, 2006.
DEPARTED: Traded to Houston with Justin Reed for Juwan Howard on June 14, 2007.

YEAR	G-GS	MIN	FG	FGA	PCT	FT	FTA	PCT	OR	DR	TOT	A	PF-D	STL	TO	BLK	PTS	AVG
06-07	82-65	2069	297	703	.422	154	184	.837	25	138	163	297	171-1	55	129	7	828	10.1

Three-point FG: 80-215 (.372)

JARIC, MARKO			COLLEGE: SERBIA			NO: 55			POS: G			HT: 6-7			BIRTHDATE: OCTOBER 12, 1978				
--------------	--	--	-----------------	--	--	--------	--	--	--------	--	--	---------	--	--	-----------------------------	--	--	--	--

ACQUIRED: From the Los Angeles Clippers with Lionel Chalmers for Sam Cassell and a conditional first-round draft pick on Aug. 12, 2005.
DEPARTED: Traded to Memphis with Greg Buckner, Antoine Walker and the draft rights to O.J. Mayo for Brian Cardinal, Jason Collins, Mike Miller and the draft rights to Kevin Love on June 26, 2008.

YEAR	G-GS	MIN	FG	FGA	PCT	FT	FTA	PCT	OR	DR	TOT	A	PF-D	STL	TO	BLK	PTS	AVG
05-06	75-49	2102	226	566	.399	95	138	.688	60	173	233	293	189-3	108	127	21	587	7.8
06-07	70-13	1555	136	325	.418	67	88	.761	54	130	184	145	172-1	75	88	16	371	5.3
07-08	75-56	2189	227	528	.430	121	163	.742	38	184	222	311	180-1	97	128	32	621	8.3
TOTAL	220-118	5846	589	1419	.415	283	389	.728	152	487	639	749	541-5	280	343	69	1579	7.2

Three-point FG: 05-06, 40-133 (.301); 06-07, 32-85 (.376); 07-08, 46-127 (.362). Total 118-345, (.342)

JAWAI, NATHAN			COLLEGE: AUSTRALIA			NO: 15			POS: F			HT: 6-10			BIRTHDATE: OCT. 10, 1986				
---------------	--	--	--------------------	--	--	--------	--	--	--------	--	--	----------	--	--	--------------------------	--	--	--	--

ACQUIRED: From Dallas for a future second-round pick on Oct. 20, 2009.
DEPARTED: Unrestricted free agent on July 1, 2010.

YEAR	G-GS	MIN	FG	FGA	PCT	FT	FTA	PCT	OR	DR	TOT	A	PF-D	STL	TO	BLK	PTS	AVG
09-10	39-2	412	49	111	.441	26	38	.684	49	55	104	24	58-0	10	27	9	124	3.2

Three-point FG: 0-1 (.000)



FORMER PLAYER STATS

JEFFERS, OTHYUS			COLLEGE: ROBERT MORRIS UNIVERSITY '08					NO: 0		POS: G		HT: 6-5		BIRTHDATE: AUGUST 5, 1985				
-----------------	--	--	---------------------------------------	--	--	--	--	-------	--	--------	--	---------	--	---------------------------	--	--	--	--

ACQUIRED: Signed as a free agent on Apr. 8, 2014.
DEPARTED: Unrestricted free agent on July 1, 2014.

YEAR	G-GS	MIN	FG	FGA	PCT	FT	FTA	PCT	OR	DR	TOT	A	PF-D	STL	TO	BLK	PTS	AVG
13-14	2-0	13	0	1	.000	2	2	1.000	0	3	3	0	1-0	0	1	0	2	1.0

Three-point FG: 0-1 (.000)

JEFFERSON, AL			HIGH SCHOOL: PRENTISS HIGH SCHOOL '04					NO: 25		POS: F		HT: 6-10		BIRTHDATE: JANUARY 4, 1985				
---------------	--	--	---------------------------------------	--	--	--	--	--------	--	--------	--	----------	--	----------------------------	--	--	--	--

ACQUIRED: From Boston with Ryan Gomes, Gerald Green, Theo Ratliff, Sebastian Telfair and two future first-round picks for Kevin Garnett on July 31, 2007.
DEPARTED: Traded to Utah for two future first-round picks and Kosta Koufos on July 14, 2010.

YEAR	G-GS	MIN	FG	FGA	PCT	FT	FTA	PCT	OR	DR	TOT	A	PF-D	STL	TO	BLK	PTS	AVG
07-08	82-82	2919	721	1441	.500	284	394	.721	308	603	911	117	222-0	74	167	119	1726	21.0
08-09	50-50	1836	485	975	.497	186	252	.738	172	376	548	79	141-2	39	92	83	1156	23.1
09-10	76-76	2463	560	1125	.498	181	266	.680	180	523	703	137	205-1	63	136	98	1301	17.1
TOTAL	208-208	7218	1766	3541	.499	651	912	.714	660	1502	2162	333	568	176	395	300	4183	20.1

Three-point FG: 07-08, 0-5 (.000); 08-09, 0-4 (.000); 09-10, 0-4 (.000). Total 0-13, (.000)

JOHNSON, CHRIS			COLLEGE: LSU '09					NO: 20		POS: C		HT: 6-11		BIRTHDATE: JULY 15, 1985				
----------------	--	--	------------------	--	--	--	--	--------	--	--------	--	----------	--	--------------------------	--	--	--	--

ACQUIRED: Signed a 10-day contract on January 19, 2013. Signed a second 10-day contract on January 29, 2013. Signed for the remainder of the season on February 8, 2013.
DEPARTED: Waived on October 26, 2013.

YEAR	G-GS	MIN	FG	FGA	PCT	FT	FTA	PCT	OR	DR	TOT	A	PF-D	STL	TO	BLK	PTS	AVG
12-13	30-0	284	48	75	.640	21	34	.618	20	40	60	8	49-0	7	13	28	117	3.9

JOHNSON, ERVIN			COLLEGE: NEW ORLEANS '93					NO: 40		POS: C		HT: 6-11		BIRTHDATE: DECEMBER 21, 1967				
----------------	--	--	--------------------------	--	--	--	--	--------	--	--------	--	----------	--	------------------------------	--	--	--	--

ACQUIRED: From Milwaukee with Sam Cassell for Joe Smith and Anthony Peeler on June 27, 2003.
DEPARTED: Unrestricted free agent on July 1, 2005.

YEAR	G-GS	MIN	FG	FGA	PCT	FT	FTA	PCT	OR	DR	TOT	A	PF-D	STL	TO	BLK	PTS	AVG
03-04	66-47	965	55	103	.534	17	28	.607	61	171	232	24	156-1	27	30	43	127	1.9
04-05	46-23	410	28	54	.519	16	25	.640	43	70	113	6	86-0	7	18	13	73	1.6
TOTAL	112-70	1375	83	157	.529	33	53	.623	104	241	345	30	242-1	34	48	56	200	1.8

Three-point FG: 03-04, 0-1 (.000); 04-05, 1-1 (1.000). Total 1-2, (.500)

PLAYOFFS

YEAR	G-GS	MIN	FG	FGA	PCT	FT	FTA	PCT	OR	DR	TOT	A	PF-D	STL	TO	BLK	PTS	AVG
03-04	18-16	356	19	38	.500	10	16	.625	27	57	84	13	56-0	11	6	10	48	2.7

JOHNSON, STEVE			COLLEGE: OREGON STATE '81					NO: 33		POS: C		HT: 6-10		BIRTHDATE: NOVEMBER 3, 1957				
----------------	--	--	---------------------------	--	--	--	--	--------	--	--------	--	----------	--	-----------------------------	--	--	--	--

ACQUIRED: Selected in Expansion Draft from Portland on June 15, 1989.
DEPARTED: Traded to Seattle with a conditional 1991 second-round draft pick for Brad Sellers on Feb. 22, 1990.

YEAR	G-GS	MIN	FG	FGA	PCT	FT	FTA	PCT	OR	DR	TOT	A	PF-D	STL	TO	BLK	PTS	AVG
89-90	4-0	17	0	2	.000	0	0	----	0	3	1	0	4-0	0	6	0	0	0.0

JOHNSON, WES			COLLEGE: SYRACUSE '10					NO: 4		POS: F		HT: 6-7		BIRTHDATE: JULY 11, 1987				
--------------	--	--	-----------------------	--	--	--	--	-------	--	--------	--	---------	--	--------------------------	--	--	--	--

ACQUIRED: 2010 NBA Draft (1st Round/4th Overall).
DEPARTED: Traded to Phoenix as part of a three team trade on July 27, 2012.

YEAR	G-GS	MIN	FG	FGA	PCT	FT	FTA	PCT	OR	DR	TOT	A	PF-D	STL	TO	BLK	PTS	AVG
10-11	79-63	2069	271	682	.397	64	92	.696	51	189	240	148	163-3	58	95	54	709	9.0
11-12	65-64	1469	158	397	.398	24	34	.706	24	153	177	59	115-0	35	60	48	393	6.0
TOTAL	144-127	3538	429	1079	.398	88	126	.698	75	342	417	207	278-3	93	155	102	1102	7.7

Three-point FG: 10-11, 103-289 (.356); 11-12, 53-169 (.314). Total, 156-458 (.341)



FORMER PLAYER STATS

JONES, ASKIA				COLLEGE: KANSAS STATE '94				NO: 2		POS: G		HT: 6-5		BIRTHDATE: DECEMBER 3, 1971				
--------------	--	--	--	---------------------------	--	--	--	-------	--	--------	--	---------	--	-----------------------------	--	--	--	--

ACQUIRED: Signed as a free agent on Sept. 19, 1994.
DEPARTED: Released on Nov. 24, 1994.

YEAR	G-GS	MIN	FG	FGA	PCT	FT	FTA	PCT	OR	DR	TOT	A	PF-D	STL	TO	BLK	PTS	AVG
94-95	11-0	139	15	44	.341	13	16	.813	6	5	11	16	19-0	6	9	0	45	4.1

Three-point FG: 2-12 (.167)

JORDAN, REGGIE				COLLEGE: NEW MEXICO STATE '94				NO: 31		POS: G		HT: 6-4		BIRTHDATE: JANUARY 26, 1968				
----------------	--	--	--	-------------------------------	--	--	--	--------	--	--------	--	---------	--	-----------------------------	--	--	--	--

ACQUIRED: Signed as a free agent on March 19, 1997.
DEPARTED: Unrestricted free agent on July 1, 1999.

YEAR	G-GS	MIN	FG	FGA	PCT	FT	FTA	PCT	OR	DR	TOT	A	PF-D	STL	TO	BLK	PTS	AVG
96-97	10-0	31	8	10	.800	4	7	.571	0	4	4	1	2-0	2	2	0	20	2.0
97-98	57-1	487	54	113	.478	41	72	.569	50	40	97	50	63-0	35	30	9	149	2.6
98-99	27-1	296	15	54	.278	21	38	.553	27	32	59	41	38-0	12	14	5	51	1.9
TOTAL	94-2	814	77	177	.435	66	117	.564	77	76	153	92	103-0	49	46	14	220	2.3

Three-point FG: 97-98, 0-1 (.000)

PLAYOFFS

YEAR	G-GS	MIN	FG	FGA	PCT	FT	FTA	PCT	OR	DR	TOT	A	PF-D	STL	TO	BLK	PTS	AVG
97-98	2-0	29	5	8	.625	1	2	.500	3	6	9	3	5-0	1	0	0	12	6.0

Three-point FG: 97-98, 0-1 (.000)

KILPATRICK, SEAN				COLLEGE: CINCINNATI '14				NO: 1		POS: G		HT: 6-4		BIRTHDATE: JANUARY 6, 1990				
------------------	--	--	--	-------------------------	--	--	--	-------	--	--------	--	---------	--	----------------------------	--	--	--	--

ACQUIRED: Signed to a 10-day contract on Mar. 19, 2015.
DEPARTED: Unrestricted free agent on Mar. 30, 2015.

YEAR	G-GS	MIN	FG	FGA	PCT	FT	FTA	PCT	OR	DR	TOT	A	PF-D	STL	TO	BLK	PTS	AVG
14-15	4-0	72	7	20	.350	4	4	1.000	1	5	6	4	3-0	3	2	0	22	5.5

Three-point FG: 14-15, 4-13 (.308).

KING, STACEY				COLLEGE: OKLAHOMA '89				NO: 21		POS: F/C		HT: 6-11		BIRTHDATE: JANUARY 29, 1967				
--------------	--	--	--	-----------------------	--	--	--	--------	--	----------	--	----------	--	-----------------------------	--	--	--	--

ACQUIRED: From Chicago for Luc Longley on Feb. 23, 1994.
DEPARTED: Unrestricted free agent on July 1, 1995.

YEAR	G-GS	MIN	FG	FGA	PCT	FT	FTA	PCT	OR	DR	TOT	A	PF-D	STL	TO	BLK	PTS	AVG
93-94	18-15	516	78	170	.458	57	83	.687	40	69	109	19	57-0	13	40	33	48	4.5
94-95	50-10	792	99	212	.467	68	102	.667	54	111	165	26	126-1	24	64	20	266	5.3
TOTAL	68-24	1308	177	382	.463	125	185	.676	94	178	274	45	183-1	37	104	53	314	4.6

Three-point FG: 94-95, 0-1 (.000). Total, 0-1 (.000)

KIRILENKO, ANDREI				COLLEGE: RUSSIA '99				NO: 47		POS: F		HT: 6-9		BIRTHDATE: FEBRUARY 18, 1981				
-------------------	--	--	--	---------------------	--	--	--	--------	--	--------	--	---------	--	------------------------------	--	--	--	--

ACQUIRED: Signed as a free agent on July 27, 2012.
DEPARTED: Unrestricted free agent on July 1, 2013.

YEAR	G-GS	MIN	FG	FGA	PCT	FT	FTA	PCT	OR	DR	TOT	A	PF-D	STL	TO	BLK	PTS	AVG
12-13	64-64	2034	284	560	.507	188	250	.752	102	260	362	177	82-2	96	119	62	791	12.4

Three-point FG: 35-120 (.292)

KOUFOS, KOSTA				COLLEGE: OHIO STATE '08				NO: 41		POS: C		HT: 7-0		BIRTHDATE: FEBRUARY 24, 1989				
---------------	--	--	--	-------------------------	--	--	--	--------	--	--------	--	---------	--	------------------------------	--	--	--	--

ACQUIRED: From Utah along with two future first-round picks for Al Jefferson on July 13, 2010.

DEPARTED: Traded to Denver with Corey Brewer (to New York) in a three-team trade for Anthony Randolph, Eddy Curry, and cash considerations (from New York), as well as a future second-round pick (from Denver), on Feb. 22, 2011.

YEAR	G-GS	MIN	FG	FGA	PCT	FT	FTA	PCT	OR	DR	TOT	A	PF-D	STL	TO	BLK	PTS	AVG
10-11	39-1	336	47	108	.435	12	24	.500	42	55	97	7	50-0	8	25	20	106	2.7

Three-point FG: 0-2 (.000)



FORMER PLAYER STATS

LAETTNER, CHRISTIAN			COLLEGE: DUKE '92			NO: 32			POS: F/C			HT: 6-11			BIRTHDATE: AUGUST 17, 1969				
---------------------	--	--	-------------------	--	--	--------	--	--	----------	--	--	----------	--	--	----------------------------	--	--	--	--

ACQUIRED: 1992 NBA Draft (1st Round/3rd overall).

DEPARTED: Traded to Atlanta with Sean Rooks for Andrew Lang and Anthony "Spud" Webb on Feb. 22, 1996.

YEAR	G-GS	MIN	FG	FGA	PCT	FT	FTA	PCT	OR	DR	TOT	A	PF-D	STL	TO	BLK	PTS	AVG
92-93	81-81	2823	503	1061	.474	462	553	.835	171	537	708	223	290-4	105	275	83	1472	18.2
93-94	70-67	2428	396	883	.448	375	479	.783	160	442	602	307	264-6	87	259	86	1173	16.8
94-95	81-80	2770	450	920	.489	409	500	.818	164	449	613	234	302-4	101	225	87	1322	16.3
95-96	44-44	1518	283	582	.486	217	266	.816	98	204	302	129	157-4	40	112	43	792	18.8
TOTAL	276-272	9539	1632	3446	.474	1463	1798	.832	593	1632	2225	893	1013-18	333	871	299	4759	17.2

Three-point FG: 92-93, 4-40 (.100); 93-94, 6-25 (.240); 94-95, 13-40 (.325); 95-96, 9-31 (.290). Total, 32-136 (.235)

LANG, ANDREW			COLLEGE: ARKANSAS '88			NO: 28			POS: C			HT: 6-11			BIRTHDATE: JUNE 28, 1966				
--------------	--	--	-----------------------	--	--	--------	--	--	--------	--	--	----------	--	--	--------------------------	--	--	--	--

ACQUIRED: From Atlanta with Anthony "Spud" Webb for Christian Laettner and Sean Rooks on Feb. 22, 1996.

DEPARTED: Traded to Milwaukee to reacquire the first-round pick sent to the Bucks in the June 26, 1996 Stephon Marbury trade on July 11, 1996.

YEAR	G-GS	MIN	FG	FGA	PCT	FT	FTA	PCT	OR	DR	TOT	A	PF-D	STL	TO	BLK	PTS	AVG
95-96	20-18	550	72	171	.421	30	38	.789	42	79	121	3	63-0	7	30	41	175	8.8

Three-point FG: 1-2 (.500)

LAVINE, ZACH			COLLEGE: UCLA '14			NO: 8			POS: G			HT: 6-5			BIRTHDATE: MARCH 10, 1995				
--------------	--	--	-------------------	--	--	-------	--	--	--------	--	--	---------	--	--	---------------------------	--	--	--	--

ACQUIRED: 2014 NBA Draft (1st round/13th overall).

DEPARTED: Traded to Chicago along with Kris Dunn and the draft rights to Lauri Markkanen in exchange for Jimmy Butler and the draft rights to Justin Patton on June 22, 2017.

YEAR	G-GS	MIN	FG	FGA	PCT	FT	FTA	PCT	OR	DR	TOT	A	PF-D	STL	TO	BLK	PTS	AVG
14-15	77-40	1902	286	677	.422	149	177	.842	27	187	214	276	158-0	54	193	10	778	10.1
15-16	82-33	2294	433	959	.452	161	203	.793	27	201	228	251	193-1	69	155	17	1150	14.0
16-17	47-47	1749	326	710	.459	117	140	.836	19	141	160	139	104-0	41	85	10	889	18.9
TOTAL	206-120	5945	1045	2346	.445	427	520	.821	73	529	602	666	455-1	164	433	37	2817	13.7

Three-point FG: 14-15, 57-167 (.341); 15-16, 123-316 (.389); 16-17, 120-310 (.387). Total, 300-793 (.378)

LEE, MALCOLM			COLLEGE: UCLA '11			NO: 8			POS: G			HT: 6-5			BIRTHDATE: MAY 22, 1990				
--------------	--	--	-------------------	--	--	-------	--	--	--------	--	--	---------	--	--	-------------------------	--	--	--	--

ACQUIRED: Via trade from Chicago on June 23, 2011.

DEPARTED: Traded to Golden State along with the draft rights to Andre Roberson in exchange for a 2014 2nd-round pick and cash considerations on June 27, 2013.

YEAR	G-GS	MIN	FG	FGA	PCT	FT	FTA	PCT	OR	DR	TOT	A	PF-D	STL	TO	BLK	PTS	AVG
11-12	19-0	243	23	59	.390	14	17	.824	9	17	26	31	22-0	8	17	4	62	3.3
12-13	16-12	289	29	76	.382	12	20	.600	15	24	39	20	30-1	12	10	6	78	4.9
TOTAL	35-12	532	52	135	.385	26	37	.703	24	41	65	51	52-1	20	2	10	140	4.0

Three-point FG: 11-12, 2-10 (.200); 12-13, 8-24 (.333). Total, 10-34 (.294)

LEONARD, GARY			COLLEGE: MISSOURI '89			NO: 52			POS: C			HT: 7-1			BIRTHDATE: FEBRUARY 16, 1967				
---------------	--	--	-----------------------	--	--	--------	--	--	--------	--	--	---------	--	--	------------------------------	--	--	--	--

ACQUIRED: 1989 NBA Draft (2nd Round/34th overall).

DEPARTED: Released on Oct. 31, 1990.

YEAR	G-GS	MIN	FG	FGA	PCT	FT	FTA	PCT	OR	DR	TOT	A	PF-D	STL	TO	BLK	PTS	AVG
89-90	22-0	127	13	31	.419	6	14	.429	10	17	27	1	26-0	3	8	9	32	1.5

Three-point FG: 0-1 (.000)

LEWIS, QUINCY			COLLEGE: MINNESOTA '99			NO: 24			POS: F			HT: 6-7			BIRTHDATE: JUNE 26, 1977				
---------------	--	--	------------------------	--	--	--------	--	--	--------	--	--	---------	--	--	--------------------------	--	--	--	--

ACQUIRED: Signed as a free agent on Sept. 26, 2003.

DEPARTED: Released on Dec. 20, 2003.

YEAR	G-GS	MIN	FG	FGA	PCT	FT	FTA	PCT	OR	DR	TOT	A	PF-D	STL	TO	BLK	PTS	AVG
03-04	14-0	65	7	20	.350	0	0	---	1	6	7	2	10-0	2	3	2	16	1.1

Three-point FG: 2-5 (.400)



FORMER PLAYER STATS

LOHAUS, BRAD			COLLEGE: IOWA '87			NO: 54			POS: C			HT: 6-11			BIRTHDATE: SEPTEMBER 29, 1964				
--------------	--	--	-------------------	--	--	--------	--	--	--------	--	--	----------	--	--	-------------------------------	--	--	--	--

ACQUIRED: Selected in Expansion Draft from Sacramento on June 15, 1989.
DEPARTED: Traded to Milwaukee for Randy Breuer and a conditional one-time exchange of second round draft picks in 1991 or 1992 on Jan. 4, 1990.

YEAR	G-GS	MIN	FG	FGA	PCT	FT	FTA	PCT	OR	DR	TOT	A	PF-D	STL	TO	BLK	PTS	AVG
89-90	28-24	590	94	202	.465	21	26	.808	21	89	110	62	66-1	14	45	22	210	7.5

Three-point FG: 1-16 (.063)

LONGBLEY, LUC			COLLEGE: NEW MEXICO '91			NO: 13			POS: C			HT: 7-2			BIRTHDATE: JANUARY 19, 1969				
---------------	--	--	-------------------------	--	--	--------	--	--	--------	--	--	---------	--	--	-----------------------------	--	--	--	--

ACQUIRED: 1991 NBA Draft (1st Round/7th overall).
DEPARTED: Traded to Chicago for Stacey King on Feb. 23, 1994.

YEAR	G-GS	MIN	FG	FGA	PCT	FT	FTA	PCT	OR	DR	TOT	A	PF-D	STL	TO	BLK	PTS	AVG
91-92	66-3	991	114	249	.458	53	80	.663	67	190	257	58	157-0	35	83	64	281	4.3
92-93	55-25	1045	133	292	.455	53	74	.716	71	169	240	51	169-4	47	88	77	319	5.8
93-94	49-29	989	134	289	.464	56	80	.700	87	208	295	46	131-1	35	79	58	324	6.6
TOTAL	170-57	3025	381	830	.459	162	234	.692	225	567	792	155	457-5	117	250	199	924	5.4

Three-point FG: 93-94, 0-1 (.000)

LOPEZ, FELIPE			COLLEGE: ST. JOHN'S '98			NO: 13			POS: G/F			HT: 6-5			BIRTHDATE: DECEMBER 19, 1974				
---------------	--	--	-------------------------	--	--	--------	--	--	----------	--	--	---------	--	--	------------------------------	--	--	--	--

ACQUIRED: Signed as a free agent on Feb. 28, 2001.
DEPARTED: Unrestricted free agent on July 1, 2003.

YEAR	G-GS	MIN	FG	FGA	PCT	FT	FTA	PCT	OR	DR	TOT	A	PF-D	STL	TO	BLK	PTS	AVG
00-01	23-10	457	69	152	.454	19	33	.576	25	49	74	34	46-0	21	27	12	170	7.4
01-02	67-0	581	59	156	.378	37	55	.673	29	51	80	39	73-0	18	36	1	169	2.5
02-03				Did not play - injured														
TOTAL	90-10	1038	128	308	.416	56	88	.636	54	100	154	73	119-0	39	63	13	339	3.8

Three-point FG: 00-01, 13-23 (.565); 01-02, 14-33 (.424). Total, 27-56 (.482)

PLAYOFFS

YEAR	G-GS	MIN	FG	FGA	PCT	FT	FTA	PCT	OR	DR	TOT	A	PF-D	STL	TO	BLK	PTS	AVG
00-01	4-0	55	7	22	.318	2	3	.667	4	7	11	5	5-0	4	2	0	17	4.3
01-02	3-0	30	1	4	.250	1	2	.500	1	0	1	1	6-0	1	1	0	4	1.3
TOTAL	7-0	85	8	26	.308	3	5	.600	5	7	12	6	11-0	5	3	0	21	3.0

Three-point FG: 00-01, 1-5 (.200); 01-02, 1-2 (.500). Total, 2-7 (.286)

LOVE, KEVIN			COLLEGE: UCLA '08			NO: 42			POS: F			HT: 6-10			BIRTHDATE: SEPTEMBER 7, 1988				
-------------	--	--	-------------------	--	--	--------	--	--	--------	--	--	----------	--	--	------------------------------	--	--	--	--

ACQUIRED: From Memphis with Brian Cardinal and Jason Collins for the draft rights to O.J. Mayo, Marko Jaric, Greg Buckner and Antoine Walker on June 26, 2008.
DEPARTED: Traded to Cleveland in a three-time trade in exchange for Andrew Wiggins, Anthony Bennett and Thaddeus Young on Aug. 23, 2014.

YEAR	G-GS	MIN	FG	FGA	PCT	FT	FTA	PCT	OR	DR	TOT	A	PF-D	STL	TO	BLK	PTS	AVG
08-09	81-37	2048	316	688	.459	265	336	.789	274	460	734	84	205-	35	118	50	899	11.1
09-10	60-22	1714	291	646	.450	225	276	.815	227	431	658	136	136-	43	117	23	842	14.0
10-11	73-73	2611	482	1026	.470	424	499	.850	330	782	1112	184	148	45	155	28	1476	20.2
11-12	55-55	2145	474	1059	.448	379	460	.824	226	508	734	111	152-	47	128	28	1432	26.0
12-13	18-18	618	105	298	.352	100	142	.704	64	188	252	42	34-	13	39	9	330	18.3
13-14	77-77	2797	650	1421	.457	520	633	.821	224	739	963	341	136-	59	196	35	2010	26.1
TOTAL	364-282	11933	2318	5138	.451	1913	2346	.815	1345	3108	4453	898	811-	242	753	173	6989	19.2

Three-point FG: 08-09, 2-19 (.105); 09-10, 35-106 (.330); 10-11, 88-211 (.417); 11-12, 105-282 (.372); 12-13, 20-92 (.217); 13-14, 190-505 (.376). Total, 440-1215 (.362)

LOWE, SIDNEY			COLLEGE: NORTH CAROLINA STATE '83			NO: 35			POS: G			HT: 6-0			BIRTHDATE: JANUARY 21, 1960				
--------------	--	--	-----------------------------------	--	--	--------	--	--	--------	--	--	---------	--	--	-----------------------------	--	--	--	--

ACQUIRED: Signed as a free agent on Aug. 3, 1989.
DEPARTED: Retired on Sept. 27, 1990.

YEAR	G-GS	MIN	FG	FGA	PCT	FT	FTA	PCT	OR	DR	TOT	A	PF-D	STL	TO	BLK	PTS	AVG
89-90	80-38	1744	73	229	.319	39	54	.722	41	122	163	337	114-0	73	63	4	187	2.3

Three-point FG: 2-9 (.222)



FORMER PLAYER STATS

LUCAS III, JOHN			COLLEGE: OKLAHOMA STATE '05					NO: 11		POS: G		HT: 5-11		BIRTHDATE: NOVEMBER 21, 1982				
-----------------	--	--	-----------------------------	--	--	--	--	--------	--	--------	--	----------	--	------------------------------	--	--	--	--

ACQUIRED: Signed as a free agent on Aug. 24, 2016.

DEPARTED: Waived on Jan. 7, 2017.

YEAR	G-GS	MIN	FG	FGA	PCT	FT	FTA	PCT	OR	DR	TOT	A	PF-D	STL	TO	BLK	PTS	AVG
16-17	5-0	11	1	4	.250	0	0	---	0	0	0	1	0-0	2	0	0	2	0.4

Three-point FG: 0-1 (.000)

MADSEN, MARK			COLLEGE: STANFORD '00					NO: 35		POS: F		HT: 6-9		BIRTHDATE: JANUARY 28, 1976				
--------------	--	--	-----------------------	--	--	--	--	--------	--	--------	--	---------	--	-----------------------------	--	--	--	--

ACQUIRED: Signed as a free agent on July 28, 2003.

DEPARTED: Traded to the L.A. Clippers with Craig Smith and Sebastian Telfair for Quentin Richardson on July 20, 2009.

YEAR	G-GS	MIN	FG	FGA	PCT	FT	FTA	PCT	OR	DR	TOT	A	PF-D	STL	TO	BLK	PTS	AVG
03-04	72-12	1246	101	204	.495	57	118	.483	134	138	272	28	175-2	33	47	18	259	3.6
04-05	41-14	601	34	66	.515	20	40	.500	63	65	128	18	103-1	7	24	14	88	2.1
05-06	62-7	676	27	66	.409	20	47	.426	50	91	141	11	114-2	23	26	17	74	1.2
06-07	56-0	473	23	43	.535	15	29	.517	35	52	87	10	100-0	10	21	10	61	1.1
07-08	20-6	151	3	19	.158	3	12	.250	18	20	38	4	25-0	3	9	2	9	0.5
08-09	19-1	116	3	14	.214	0	4	.000	10	8	18	4	18-0	1	3	1	6	0.3
TOTAL	270-40	3263	191	412	.464	115	250	.460	310	374	684	75	535-5	77	130	62	497	1.8

Three-point FG: 03-04, 0-6 (.000); 05-06, 0-7 (.000). Total, 0-13 (.000)

PLAYOFFS

YEAR	G-GS	MIN	FG	FGA	PCT	FT	FTA	PCT	OR	DR	TOT	A	PF-D	STL	TO	BLK	PTS	AVG
03-04	17-0	222	17	32	.531	13	29	.448	28	30	58	2	43-0	5	7	4	47	2.8

MARBURY, STEPHON			COLLEGE: GEORGIA TECH '96					NO: 3		POS: G		HT: 6-2		BIRTHDATE: FEBRUARY 20, 1977				
------------------	--	--	---------------------------	--	--	--	--	-------	--	--------	--	---------	--	------------------------------	--	--	--	--

ACQUIRED: From Milwaukee for Ray Allen and a future first-round draft pick on June 26, 1996.

DEPARTED: Traded to New Jersey with Chris Carr and Bill Curley and Paul Grant (to Milwaukee) in a three-team trade for Terrell Brandon (from Milwaukee) and Brian Evans (from New Jersey) on March 11, 1999.

YEAR	G-GS	MIN	FG	FGA	PCT	FT	FTA	PCT	OR	DR	TOT	A	PF-D	STL	TO	BLK	PTS	AVG
96-97	67-64	2324	355	871	.408	245	337	.727	54	130	184	522	159-2	67	210	19	1057	15.8
97-98	82-81	3112	513	1237	.415	329	450	.731	58	172	230	704	222-0	104	256	7	1450	17.7
98-99	18-18	661	124	304	.408	63	87	.724	17	45	62	167	44-0	29	55	5	319	17.7
TOTAL	167-163	6097	992	2412	.411	637	874	.729	129	347	476	1393	425-2	200	521	31	2826	16.9

Three-point FG: 96-97, 102-288 (.354); 97-98, 95-304 (.313); 98-99, 8-39 (.205). Total, 205-631 (.325)

PLAYOFFS

YEAR	G-GS	MIN	FG	FGA	PCT	FT	FTA	PCT	OR	DR	TOT	A	PF-D	STL	TO	BLK	PTS	AVG
96-97	3-3	117	26	65	.400	6	10	.600	2	10	12	23	9-0	2	9	0	64	21.3
97-98	5-5	209	22	72	.306	18	23	.783	5	11	16	38	16-0	12	18	0	69	13.8
TOTAL	8-8	326	48	137	.350	24	33	.727	7	21	28	61	25-0	14	27	0	133	16.6

Three-point FG: 1996-97, 6-20 (.300); 1997-98, 7-25 (.280). Total, 13-45 (.289)

MARSHALL, DONYELL			COLLEGE: CONNECTICUT '94					NO: 42		POS: F		HT: 6-9		BIRTHDATE: MAY 18, 1973				
-------------------	--	--	--------------------------	--	--	--	--	--------	--	--------	--	---------	--	-------------------------	--	--	--	--

ACQUIRED: 1994 NBA Draft (1st Round/4th overall).

DEPARTED: Traded to Golden State for Tom Gugliotta on Feb. 18, 1995.

YEAR	G-GS	MIN	FG	FGA	PCT	FT	FTA	PCT	OR	DR	TOT	A	PF-D	STL	TO	BLK	PTS	AVG
94-95	40-8	1036	158	423	.374	83	122	.680	64	132	196	57	63-0	25	58	50	431	10.2

Three-point FG: 32-106 (.302)



FORMER PLAYER STATS

MARTIN, DARRICK			COLLEGE: UCLA '93			NO: 15		POS: G		HT: 5-11		BIRTHDATE: MARCH 6, 1971				
-----------------	--	--	-------------------	--	--	--------	--	--------	--	----------	--	--------------------------	--	--	--	--

ACQUIRED: Signed as a free agent on Feb. 13, 1995 ; From Vancouver for a 1996 second-round draft pick on Jan. 12, 1996 ; Signed as a free agent on Jan. 30, 2004
DEPARTED: Released on Nov. 1, 1995 ; Unrestricted free agent on July 1, 1996 ; Unrestricted free agent on July 1, 2004

YEAR	G-GS	MIN	FG	FGA	PCT	FT	FTA	PCT	OR	DR	TOT	A	PF-D	STL	TO	BLK	PTS	AVG
94-95	34-9	803	95	233	.408	57	65	.877	14	50	64	133	88-0	34	62	0	254	7.5
95-96	35-16	747	88	231	.381	63	74	.851	3	41	44	156	76-0	26	70	2	254	7.3
03-04	16-0	172	20	67	.299	9	9	1.000	2	5	7	23	23-0	2	7	1	55	3.4
TOTAL	85-27	1722	203	531	.382	129	148	.872	19	96	115	312	187-0	62	139	3	563	6.6

Three-point FG: 94-95, 1-5 (.200); 95-96, 15-47 (.319). 03-04, 6-26 (.231). Total, 22-78 (.282)

PLAYOFFS

YEAR	G-GS	MIN	FG	FGA	PCT	FT	FTA	PCT	OR	DR	TOT	A	PF-D	STL	TO	BLK	PTS	AVG
03-04	16-3	182	14	51	.275	16	20	.800	5	9	14	23	17-0	4	8	0	50	3.1

Three-point FG: Total, 6-20 (.300)

MARTIN, KEVIN			COLLEGE: WESTERN CAROLINA '04			NO: 23		POS: G		HT: 6-7		BIRTHDATE: FEBRUARY 1, 1983				
---------------	--	--	-------------------------------	--	--	--------	--	--------	--	---------	--	-----------------------------	--	--	--	--

ACQUIRED: Acquired from Oklahoma City in a three-team trade with Milwaukee for Luke Ridnour and a 2014 second-round pick.
DEPARTED: Released on Mar. 1, 2016.

YEAR	G-GS	MIN	FG	FGA	PCT	FT	FTA	PCT	OR	DR	TOT	A	PF-D	STL	TO	BLK	PTS	AVG
13-14	68-68	2177	440	1023	.430	303	340	.891	34	169	203	121	123-2	66	106	6	1298	19.1
14-15	39-36	1302	267	625	.427	170	193	.881	19	123	142	89	76-0	33	76	1	779	20.0
15-16	39-12	834	126	334	.377	125	142	.880	10	71	81	46	68-0	17	41	1	415	10.6
TOTAL	146-116	4313	833	1982	.420	598	675	.886	63	363	426	256	267-2	116	223	8	2492	17.1

Three-point FG: 13-14, 115-297 (.387); 14-15, 75-191 (.393); 15-16, 49-136 (.360). Total, 228-591 (.386)

MAXEY, MARLON			COLLEGE: TEXAS-EL PASO '92			NO: 25		POS: F		HT: 6-8		BIRTHDATE: FEBRUARY 19, 1969				
---------------	--	--	----------------------------	--	--	--------	--	--------	--	---------	--	------------------------------	--	--	--	--

ACQUIRED: 1992 NBA Draft (2nd Round/28th overall).
DEPARTED: Released on Nov. 2, 1994.

YEAR	G-GS	MIN	FG	FGA	PCT	FT	FTA	PCT	OR	DR	TOT	A	PF-D	STL	TO	BLK	PTS	AVG
92-93	43-4	520	93	169	.550	45	70	.643	66	98	164	12	75-0	11	38	18	231	5.4
93-94	55-2	626	89	167	.533	70	98	.714	75	124	199	10	113-1	16	40	33	48	4.5
TOTAL	98-6	1146	182	336	.542	115	168	.685	141	222	363	22	188-1	26	78	51	279	2.8

Three-point FG: 92-93, 0-1 (.000); 93-94, 0-2 (.000). Total: 0-3 (.000)

MBAH A MOUTE, LUC RICHARD			COLLEGE: UCLA '08			NO: 12		POS: F		HT: 6-8		BIRTHDATE: SEPTEMBER 9, 1986				
---------------------------	--	--	-------------------	--	--	--------	--	--------	--	---------	--	------------------------------	--	--	--	--

ACQUIRED: From Sacramento for Derrick Williams on Nov. 26, 2013.
DEPARTED: Traded to Philadelphia with Alexey Shved and Miami's 2015 first-round pick in a three-team trade for Andrew Wiggins, Anthony Bennett and Thaddeus Young on Aug. 23, 2013.

YEAR	G-GS	MIN	FG	FGA	PCT	FT	FTA	PCT	OR	DR	TOT	A	PF-D	STL	TO	BLK	PTS	AVG
13-14	55-2	807	72	161	.447	37	54	.685	47	72	119	21	50-0	21	36	9	184	3.3

Three-point FG: 3-14 (.214)

MCCANN, BOB			COLLEGE: MOREHEAD STATE '87			NO: 30		POS: F		HT: 6-7		BIRTHDATE: APRIL 22, 1964				
-------------	--	--	-----------------------------	--	--	--------	--	--------	--	---------	--	---------------------------	--	--	--	--

ACQUIRED: Signed as a free agent on Aug. 5, 1992.
DEPARTED: Released on July 7, 1993.

YEAR	G-GS	MIN	FG	FGA	PCT	FT	FTA	PCT	OR	DR	TOT	A	PF-D	STL	TO	BLK	PTS	AVG
92-93	79-7	1536	200	410	.488	95	152	.625	92	190	282	68	202-2	51	79	58	495	6.3

Three-point FG: 0-2 (.000)



FORMER PLAYER STATS

MCCANTS, RASHAD			COLLEGE: NORTH CAROLINA '05			NO: 1		POS: G		HT: 6-4		BIRTHDATE: SEPTEMBER 25, 1984					
------------------------	--	--	------------------------------------	--	--	--------------	--	---------------	--	----------------	--	--------------------------------------	--	--	--	--	--

ACQUIRED: 2005 NBA Draft (1st Round/14th overall).

DEPARTED: Traded to Sacramento with Calvin Booth for Bobby Brown and Shelden Williams on Feb. 19, 2009.

YEAR	G-GS	MIN	FG	FGA	PCT	FT	FTA	PCT	OR	DR	TOT	A	PF-D	STL	TO	BLK	PTS	AVG
05-06	79-12	1362	241	535	.450	78	106	.736	29	114	143	63	176-1	44	86	22	627	7.9
06-07	37-0	554	62	177	.350	40	58	.690	14	33	47	38	71-1	26	40	7	184	5.0
07-08	75-24	2020	428	944	.453	116	155	.748	50	156	206	162	234-3	66	172	18	1114	14.9
08-09	34-2	636	105	292	.360	60	81	.741	11	52	63	32	63-0	27	45	6	308	9.1
TOTAL	225-38	4572	836	1948	.429	294	400	.735	104	355	459	295	544-5	163	343	53	2233	9.9

Three-point FG: 05-06, 67-180 (.372); 06-07, 20-75 (.267); 07-08, 142-349 (.407); 08-09, 38-119 (.319). Total: 267-723 (.369)

MCLEOD, KEITH			COLLEGE: BOWLING GREEN '02			NO: 4		POS: G		HT: 6-2		BIRTHDATE: NOVEMBER 5, 1979					
----------------------	--	--	-----------------------------------	--	--	--------------	--	---------------	--	----------------	--	------------------------------------	--	--	--	--	--

ACQUIRED: Signed as a free agent on Sept. 26, 2003 and Oct. 25, 2003.

DEPARTED: Released on Oct. 21, 2003 and Jan. 7, 2004.

YEAR	G-GS	MIN	FG	FGA	PCT	FT	FTA	PCT	OR	DR	TOT	A	PF-D	STL	TO	BLK	PTS	AVG
03-04	33-0	391	27	82	.329	33	43	.767	5	29	34	59	39-0	16	29	1	88	2.7

Three-point FG: 1-10 (.100)

MILICIC, DARKO			FROM: SERBIA			NO: 31		POS: C		HT: 7-0		BIRTHDATE: JUNE 20, 1985					
-----------------------	--	--	---------------------	--	--	---------------	--	---------------	--	----------------	--	---------------------------------	--	--	--	--	--

ACQUIRED: Via trade from New York on February 17, 2010.

DEPARTED: Waived on July 12, 2012.

YEAR	G-GS	MIN	FG	FGA	PCT	FT	FTA	PCT	OR	DR	TOT	A	PF-D	STL	TO	BLK	PTS	AVG
09-10	24-18	614	92	187	.492	15	28	.536	42	91	133	43	75-1	18	33	33	199	8.3
10-11	69-69	1686	271	578	.469	64	115	.557	133	227	360	104	229-4	54	151	140	606	8.8
11-12	29-23	472	59	130	.469	16	37	.432	35	62	97	17	59-2	9	32	25	134	4.6
TOTAL	122-110	2772	422	895	.472	95	180	.528	210	380	590	164	363-7	81	206	198	939	7.7

Three-point FG: 0-1 (.000)

MILLER, ANDRE			COLLEGE: UTAH '99			NO: 24		POS: G		HT: 6-3		BIRTHDATE: MARCH 19, 1976					
----------------------	--	--	--------------------------	--	--	---------------	--	---------------	--	----------------	--	----------------------------------	--	--	--	--	--

ACQUIRED: Signed as a free agent on Aug. 3, 2015.

DEPARTED: Released on Feb. 25, 2015.

YEAR	G-GS	MIN	FG	FGA	PCT	FT	FTA	PCT	OR	DR	TOT	A	PF-D	STL	TO	BLK	PTS	AVG
15-16	26-0	280	36	58	.621	15	19	.789	6	18	24	58	32-0	9	25	0	88	3.4

Three-point FG: 1-4 (.250)

MILLER, BRAD			COLLEGE: PURDUE '99			NO: 52		POS: C/F		HT: 6-11		BIRTHDATE: APRIL 12, 1976					
---------------------	--	--	----------------------------	--	--	---------------	--	-----------------	--	-----------------	--	----------------------------------	--	--	--	--	--

ACQUIRED: From Houston with draft rights to Nikola Mirotic and a future first round pick in exchange for Jonny Flynn, the draft rights to Donatas Motiejunas and a futue second round pick on June 24, 2011.

DEPARTED: Traded to New Orleans along with two second round picks for a conditional second round selection on July 13, 2012.

YEAR	G-GS	MIN	FG	FGA	PCT	FT	FTA	PCT	OR	DR	TOT	A	PF-D	STL	TO	BLK	PTS	AVG
11-12	15-1	146	9	27	.333	10	12	.833	4	15	19	24	10-0	4	12	2	35	2.3

Three-point FG: 7-15 (.467)

MILLER, MIKE			COLLEGE: FLORIDA '00			NO: 33		POS: G/F		HT: 6-8		BIRTHDATE: FEBRUARY 19, 1980					
---------------------	--	--	-----------------------------	--	--	---------------	--	-----------------	--	----------------	--	-------------------------------------	--	--	--	--	--

ACQUIRED: From Memphis with Brian Cardinal, Jason Collins and the draft rights to Kevin Love for Greg Buckner, Marko Jaric, Antoine Walker and the draft rights to O.J. Mayo on June 26, 2008.

DEPARTED: Traded to Washington with Randy Foye for Oleksiy Pecherov, Darius Songaila and Etan Thomas on June 24, 2009.

YEAR	G-GS	MIN	FG	FGA	PCT	FT	FTA	PCT	OR	DR	TOT	A	PF-D	STL	TO	BLK	PTS	AVG
08-09	73-47	2356	264	548	.482	109	149	.732	73	410	483	326	139-0	30	145	31	722	9.9

Three-point FG: 85-225 (.378)



FORMER PLAYER STATS

MILLER, OLIVER

COLLEGE: ARKANSAS '92

NO: 3

POS: C

HT: 6-9

BIRTHDATE: APRIL 6, 1964

ACQUIRED: Signed as a free agent on Dec. 13, 2003.
DEPARTED: Unrestricted free agent on July 1, 2004.

YEAR	G-GS	MIN	FG	FGA	PCT	FT	FTA	PCT	OR	DR	TOT	A	PF-D	STL	TO	BLK	PTS	AVG
03-04	48-1	506	53	100	.530	15	23	.652	46	84	130	36	91-0	19	33	26	121	2.5

Three-point FG: 0-1 (.000)

PLAYOFFS

YEAR	G-GS	MIN	FG	FGA	PCT	FT	FTA	PCT	OR	DR	TOT	A	PF-D	STL	TO	BLK	PTS	AVG
03-04	8-0	31	1	4	.250	1	2	.500	0	5	5	1	13-0	0	3	3	3	0.4

MITCHELL, SAM

COLLEGE: MERCER '85

NO: 42

POS: F

HT: 6-7

BIRTHDATE: SEPTEMBER 2, 1963

ACQUIRED: Signed as a free agent on July 23, 1989 ; Signed as a free agent on Sept. 29, 1995.
DEPARTED: Traded to Indiana with Pooh Richardson for Chuck Person and Micheal Williams on Sept. 8, 1992 ; Unrestricted free agent on July 1, 2002.

YEAR	G-GS	MIN	FG	FGA	PCT	FT	FTA	PCT	OR	DR	TOT	A	PF-D	STL	TO	BLK	PTS	AVG
89-90	80-30	2414	372	834	.446	268	349	.768	180	282	462	89	301-7	66	96	54	1012	12.7
90-91	82-60	3121	445	1010	.441	307	396	.775	188	332	520	133	338-13	66	104	57	1197	14.6
91-92	82-63	2151	307	725	.423	209	266	.786	158	315	473	94	230-3	53	97	39	825	10.1
95-96	78-42	2145	303	618	.490	237	291	.814	107	232	339	74	220-3	49	87	26	844	10.8
96-97	82-5	2044	269	603	.446	224	295	.759	112	214	326	79	232-1	51	93	20	766	9.3
97-98	81-33	2239	371	800	.464	243	292	.832	118	267	385	107	200-0	64	66	22	1000	12.3
98-99	50-20	1344	213	522	.408	126	165	.764	55	127	182	98	111-1	35	34	16	561	11.2
99-00	66-24	1227	168	376	.447	81	92	.880	28	110	138	111	116-0	27	44	14	427	6.5
00-01	82-4	983	118	289	.408	40	55	.727	28	95	123	57	117-0	26	36	10	285	3.5
01-02	74-10	726	98	227	.432	38	49	.776	18	64	82	45	79-0	12	26	4	244	3.3
TOTAL	757-291	18394	2664	6004	.444	1773	2250	.788	992	2038	3030	887	1944-28	449	683	262	7161	9.5

Three-point FG: 89-90, 0-9 (.000); 90-91, 0-9 (.000); 91-92, 2-11 (.182); 95-96, 1-18 (.056); 96-97, 4-25 (.160); 97-98, 15-43 (.349); 98-99, 9-38 (.237); 99-00, 10-23 (.435); 00-01, 9-43 (.209); 01-02, 10-35 (.286). Total, 60-254 (.236)

PLAYOFFS

YEAR	G-GS	MIN	FG	FGA	PCT	FT	FTA	PCT	OR	DR	TOT	A	PF-D	STL	TO	BLK	PTS	AVG
96-97	3-0	47	6	13	.462	5	8	.625	2	5	7	1	9-0	1	1	1	17	5.7
97-98	5-5	177	26	58	.448	17	19	.895	7	20	27	8	18-0	1	5	1	72	14.4
98-99	4-1	131	15	40	.375	9	12	.750	5	9	14	6	13-0	1	8	2	40	10.0
99-00	4-0	68	9	18	.500	3	3	1.000	2	5	7	2	5-0	0	4	1	23	5.8
00-01	4-0	50	2	10	.200	2	2	1.000	1	6	7	3	5-0	1	1	0	6	1.5
01-02	3-2	34	3	9	.333	2	2	1.000	0	2	2	3	5-0	1	0	1	8	2.7
TOTAL	23-8	507	61	148	.412	38	46	.826	17	47	64	23	55-0	5	19	6	166	7.2

Three-point FG: 97-98, 3-14 (.214); 98-99, 1-6 (.167); 99-00, 2-5 (.400); 00-01, 0-1 (.000). Total, 6-26 (.231)

MURPHY, TOD

COLLEGE: UC IRVINE '86

NO: 4/9

POS: F

HT: 6-10

BIRTHDATE: DECEMBER 24, 1963

ACQUIRED: Signed as a free agent on Aug. 16, 1989.
DEPARTED: Released on June 16, 1992.

YEAR	G-GS	MIN	FG	FGA	PCT	FT	FTA	PCT	OR	DR	TOT	A	PF-D	STL	TO	BLK	PTS	AVG
89-90	82-59	2493	260	552	.471	144	203	.709	207	357	564	106	229-2	76	61	60	680	8.3
90-91	52-19	1063	90	227	.396	70	105	.667	92	163	255	60	101-1	25	32	20	251	4.8
91-92	47-3	429	39	80	.488	19	34	.559	36	74	110	11	40-0	9	18	8	98	2.1
TOTAL	181-81	3985	389	859	.453	233	342	.681	335	594	929	177	370-3	110	111	88	1029	5.7

Three-point FG: 89-90, 16-43 (.372); 90-91, 1-17 (.059); 91-92, 1-2 (.500). Total: 18-62 (.290)

NEAL, GARY

COLLEGE: TOWSON '07

NO: 12

POS: G

HT: 6-4

BIRTHDATE: OCTOBER 3, 1984

ACQUIRED: From Charlotte with a second-round pick for Troy Daniels and Mo Williams.
DEPARTED: Unrestricted free agent on July 1, 2015.

YEAR	G-GS	MIN	FG	FGA	PCT	FT	FTA	PCT	OR	DR	TOT	A	PF-D	STL	TO	BLK	PTS	AVG
14-15	11-1	262	45	105	.429	29	33	.879	0	35	35	20	18-0	7	10	0	130	11.8

Three-point FG: 14-15, 11-31 (.355).



FORMER PLAYER STATS

NESTEROVIC, RASHO			COLLEGE: SLOVENIA '98			NO: 8			POS: C			HT: 7-0			BIRTHDATE: MAY 30, 1976				
-------------------	--	--	-----------------------	--	--	-------	--	--	--------	--	--	---------	--	--	-------------------------	--	--	--	--

ACQUIRED: 1998 NBA Draft (1st Round/17th overall).
DEPARTED: Unrestricted free agent on July 1, 2003.

YEAR	G-GS	MIN	FG	FGA	PCT	FT	FTA	PCT	OR	DR	TOT	A	PF-D	STL	TO	BLK	PTS	AVG
98-99	2-0	30	3	12	.250	2	2	1.000	3	5	8	1	5-0	0	1	0	8	4.0
99-00	82-55	1723	206	433	.476	59	103	.573	135	244	379	93	262-9	21	71	85	471	5.7
00-01	73-39	1233	147	319	.461	34	65	.523	99	187	286	45	189-3	25	55	63	328	4.5
01-02	82-82	2218	324	657	.493	39	71	.549	200	334	534	75	262-3	45	94	109	687	8.4
02-03	77-77	2337	400	762	.525	61	95	.642	146	358	504	114	256-9	39	99	116	861	11.2
TOTAL	316-253	7541	1080	2183	.495	195	336	.580	583	1128	1711	328	974-24	130	320	373	2355	7.5

Three-point FG: 99-00, 0-2 (.000); 00-01, 0-1 (.000); 01-02, 0-1 (.000); 02-03, 0-2 (.000). Total, 0-6 (.000)

PLAYOFFS

YEAR	G-GS	MIN	FG	FGA	PCT	FT	FTA	PCT	OR	DR	TOT	A	PF-D	STL	TO	BLK	PTS	AVG
98-99	3-0	29	4	8	.500	0	0	---	4	3	7	3	4-0	0	1	0	8	2.7
99-00	4-4	126	11	25	.440	3	6	.500	5	8	13	6	20-1	3	4	7	25	6.3
00-01	4-2	49	5	13	.385	0	0	---	5	7	12	3	9-0	1	3	3	10	2.5
01-02	3-3	92	15	31	.484	4	9	.444	6	14	20	3	10-0	1	4	0	34	11.3
02-03	6-6	169	19	38	.500	4	6	.667	9	21	30	4	28-0	1	5	4	42	7.0
TOTAL	20-15	465	54	115	.470	11	21	.524	29	53	82	19	71-1	6	17	14	119	6.0

OLLIE, KEVIN			COLLEGE: CONNECTICUT '97			NO: 12			POS: G			HT: 6-2			BIRTHDATE: DECEMBER 12, 1972				
--------------	--	--	--------------------------	--	--	--------	--	--	--------	--	--	---------	--	--	------------------------------	--	--	--	--

ACQUIRED: Signed as a free agent on Oct. 1, 2008.
DEPARTED: Unrestricted free agent on July 1, 2009.

YEAR	G-GS	MIN	FG	FGA	PCT	FT	FTA	PCT	OR	DR	TOT	A	PF-D	STL	TO	BLK	PTS	AVG
08-09	50-21	850	61	150	.407	80	96	.833	13	62	75	117	79-0	19	34	4	202	4.0

Three-point FG: 0-1 (.000)

OLWOKANDI, MICHAEL			COLLEGE: UNIVERSITY OF PACIFIC '98			NO: 34			POS: C			HT: 7-0			BIRTHDATE: APRIL 3, 1975				
--------------------	--	--	------------------------------------	--	--	--------	--	--	--------	--	--	---------	--	--	--------------------------	--	--	--	--

ACQUIRED: Signed as a free agent on July 16, 2003.
DEPARTED: Traded to Boston along with Wally Szczerbiak, Dwayne Jones and a future first-round draft pick in exchange for Ricky Davis, Marcus Banks, Justin Reed and two conditional second-round draft picks (2006 and 2008) on Jan. 26, 2006.

YEAR	G-GS	MIN	FG	FGA	PCT	FT	FTA	PCT	OR	DR	TOT	A	PF-D	STL	TO	BLK	PTS	AVG
03-04	43-25	925	121	285	.425	36	61	.590	78	167	245	24	137-3	16	54	68	278	6.5
04-05	62-34	1215	161	353	.456	46	69	.667	106	218	324	29	193-3	15	68	56	368	5.9
05-06	32-24	752	87	195	.446	19	39	.487	45	134	179	17	100-2	19	41	27	193	6.0
TOTAL	137-83	2892	369	833	.443	101	169	.598	229	519	748	70	430-8	50	163	151	839	6.1

PLAYOFFS

YEAR	G-GS	MIN	FG	FGA	PCT	FT	FTA	PCT	OR	DR	TOT	A	PF-D	STL	TO	BLK	PTS	AVG
03-04	15-2	224	12	37	.324	7	8	.875	16	36	52	2	50-0	2	17	11	31	2.1

ONUAKU, ARINZE			COLLEGE: SYRACUSE '10			NO: 50			POS: F			HT: 6-9			BIRTHDATE: JULY 13, 1987				
----------------	--	--	-----------------------	--	--	--------	--	--	--------	--	--	---------	--	--	--------------------------	--	--	--	--

ACQUIRED: Signed as a free agent on Apr. 7, 2015.
DEPARTED: Unrestricted free agent on July 1, 2015.

YEAR	G-GS	MIN	FG	FGA	PCT	FT	FTA	PCT	OR	DR	TOT	A	PF-D	STL	TO	BLK	PTS	AVG
14-15	6-1	68	12	14	.857	3	8	.375	7	14	21	4	6-0	1	2	3	27	4.5

PACK, ROBERT			COLLEGE: SOUTHERN CALIFORNIA '91			NO: 14			POS: G			HT: 6-2			BIRTHDATE: FEBRUARY 3, 1969				
--------------	--	--	----------------------------------	--	--	--------	--	--	--------	--	--	---------	--	--	-----------------------------	--	--	--	--

ACQUIRED: Signed as a free agent on March 11, 2002.
DEPARTED: Unrestricted free agent on July 1, 2002.

YEAR	G-GS	MIN	FG	FGA	PCT	FT	FTA	PCT	OR	DR	TOT	A	PF-D	STL	TO	BLK	PTS	AVG
01-02	16-0	252	25	68	.368	11	15	.733	7	16	23	49	32-0	13	20	0	62	3.9

Three-point FG: 1-4 (.250)

PLAYOFFS

YEAR	G-GS	MIN	FG	FGA	PCT	FT	FTA	PCT	OR	DR	TOT	A	PF-D	STL	TO	BLK	PTS	AVG
01-02	3-0	10	1	5	.200	1	1	1.000	0	0	0	0	5-0	0	1	0	3	1.0

Three-point FG: 0-1 (.000)



FORMER PLAYER STATS

PARKS, CHEROKEE				COLLEGE: DUKE '95				NO: 44		POS: F/C		HT: 6-11		BIRTHDATE: OCTOBER 11, 1972				
-----------------	--	--	--	-------------------	--	--	--	--------	--	----------	--	----------	--	-----------------------------	--	--	--	--

ACQUIRED: From Dallas on June 29, 1996 for restructuring the conditions of the first-round pick owed to Dallas from the Nov. 1, 1994 Sean Rooks trade. Dallas received Minnesota's first-round pick in 1997.
DEPARTED: Unrestricted free agent on July 1, 1998.

YEAR	G-GS	MIN	FG	FGA	PCT	FT	FTA	PCT	OR	DR	TOT	A	PF-D	STL	TO	BLK	PTS	AVG
96-97	76-0	961	103	202	.510	46	76	.605	83	112	195	34	150-2	41	32	48	252	3.3
97-98	79-43	1703	224	449	.499	110	169	.651	140	297	437	53	237-4	36	66	86	558	7.1
TOTAL	155-43	2664	327	651	.502	156	245	.637	223	409	632	87	387-6	77	98	134	810	5.2

Three-point FG: 96-97, 0-1 (.000); 97-98, 0-1 (.000). Total, 0-2 (.000)

PLAYOFFS

YEAR	G-GS	MIN	FG	FGA	PCT	FT	FTA	PCT	OR	DR	TOT	A	PF-D	STL	TO	BLK	PTS	AVG
96-97	1-0	11	2	3	.667	0	0	----	0	5	5	0	5-0	1	0	0	4	4.0
97-98	1-0	1	0	0	----	0	0	----	0	0	0	0	0-0	0	0	0	0	0.0
TOTAL	2-0	12	2	3	.667	0	0	----	0	5	5	0	5-0	1	0	0	4	2.0

PATTERSON, ANDRAE				COLLEGE: INDIANA '98				NO: 45/33		POS: F		HT: 6-9		BIRTHDATE: NOVEMBER 12, 1975				
-------------------	--	--	--	----------------------	--	--	--	-----------	--	--------	--	---------	--	------------------------------	--	--	--	--

ACQUIRED: 1998 NBA Draft (2nd Round/46th overall).
DEPARTED: Unrestricted free agent on July 1, 2001.

YEAR	G-GS	MIN	FG	FGA	PCT	FT	FTA	PCT	OR	DR	TOT	A	PF-D	STL	TO	BLK	PTS	AVG
98-99	35-0	284	43	97	.443	28	36	.778	30	35	65	15	62-1	19	22	7	114	3.3
99-00	5-0	20	3	4	.750	0	0	----	1	1	2	1	4-0	1	1	0	6	1.2
00-01	Did not play - injured																	
TOTAL	40-0	304	46	101	.455	28	36	.778	31	36	67	16	66-1	20	23	7	120	3.0

Three-point FG: 98-99, 0-5 (.000). Total, 0-5 (.000)

PLAYOFFS

YEAR	G-GS	MIN	FG	FGA	PCT	FT	FTA	PCT	OR	DR	TOT	A	PF-D	STL	TO	BLK	PTS	AVG
98-99	2-0	7	0	0	----	0	0	----	1	3	4	2	1-0	0	1	0	0	0.0

PAVLOVIC, SASHA				COLLEGE: MONTENEGRO				NO: 11		POS: G/F		HT: 6-7		BIRTHDATE: NOVEMBER 15, 1983				
-----------------	--	--	--	---------------------	--	--	--	--------	--	----------	--	---------	--	------------------------------	--	--	--	--

ACQUIRED: Signed as a free agent on Sept. 17, 2009.
DEPARTED: Unrestricted free agent on July 1, 2010.

YEAR	G-GS	MIN	FG	FGA	PCT	FT	FTA	PCT	OR	DR	TOT	A	PF-D	STL	TO	BLK	PTS	AVG
09-10	71-0	877	109	300	.363	10	26	.385	12	105	117	58	84-1	23	53	6	263	3.7

Three-point FG: 35-118 (.297)

PAYNE, ADREIAN				COLLEGE: MICHIGAN STATE '14				NO: 33		POS: F		HT: 6-10		BIRTHDATE: FEBRUARY 19, 1991				
----------------	--	--	--	-----------------------------	--	--	--	--------	--	--------	--	----------	--	------------------------------	--	--	--	--

ACQUIRED: From Atlanta for a protected future first round pick on Feb. 10, 2015.
DEPARTED: Unrestricted free agent on July 1, 2017.

YEAR	G-GS	MIN	FG	FGA	PCT	FT	FTA	PCT	OR	DR	TOT	A	PF-D	STL	TO	BLK	PTS	AVG
14-15	29-22	720	89	213	.418	29	44	.659	47	111	158	30	84-0	18	44	9	208	7.2
15-16	52-2	486	53	145	.366	17	26	.654	20	91	111	29	77-1	16	36	11	132	2.5
16-17	18-0	135	23	54	.426	14	19	.737	9	24	33	7	32-0	8	8	7	63	3.5
TOTAL	102-24	1360	167	419	.399	61	91	.670	77	229	306	66	197-1	43	88	27	408	4.0

Three-point FG: 14-15, 1-8 (.125); 15-16, 9-32 (.281); 16-17, 3-15 (.200). Total, 13-56 (.232)

PECHEROV, OLEKSIY				COLLEGE: UKRAINE				NO: 4		POS: C		HT: 7-0		BIRTHDATE: DECEMBER 8, 1985				
-------------------	--	--	--	------------------	--	--	--	-------	--	--------	--	---------	--	-----------------------------	--	--	--	--

ACQUIRED: From Washington with Darius Songaila, Etan Thomas and a future first-round pick for Randy Foye and Mike Miller on June 24, 2009.
DEPARTED: Unrestricted free agent on July 1, 2010.

YEAR	G-GS	MIN	FG	FGA	PCT	FT	FTA	PCT	OR	DR	TOT	A	PF-D	STL	TO	BLK	PTS	AVG
09-10	44-5	447	77	188	.410	29	32	.906	32	92	124	11	55-0	9	32	14	197	4.5

Three-point FG: 14-52 (.269)



FORMER PLAYER STATS

PEELER, ANTHONY	COLLEGE: MISSOURI '92	NO: 1 / 44	POS: G	HT: 6-4	BIRTHDATE: NOVEMBER 25, 1969
-----------------	-----------------------	------------	--------	---------	------------------------------

ACQUIRED: From Vancouver for Doug West on Feb. 18, 1998.

DEPARTED: Traded to Milwaukee with Joe Smith for Sam Cassell and Ervin Johnson on June 27, 2003.

YEAR	G-GS	MIN	FG	FGA	PCT	FT	FTA	PCT	OR	DR	TOT	A	PF-D	STL	TO	BLK	PTS	AVG
97-98	30-24	991	155	348	.445	32	41	.780	31	72	103	114	81-0	52	45	6	390	13.0
98-99	28-28	810	103	272	.379	30	41	.732	30	54	84	78	60-0	35	38	6	270	9.6
99-00	82-22	2073	316	725	.436	87	109	.798	58	174	232	195	171-1	62	85	10	804	9.8
00-01	75-41	2126	308	732	.421	75	87	.862	44	148	192	192	166-1	91	105	18	791	10.5
01-02	82-0	2060	288	684	.421	50	58	.862	37	169	206	177	137-0	61	76	11	737	9.0
02-03	82-39	2245	252	609	.414	39	50	.780	40	201	241	244	161-0	72	82	13	630	7.7
TOTAL	379-154	10305	1422	3373	.422	313	386	.811	240	818	1058	1000	776-2	373	431	64	3622	9.6

Three-point FG: 97-98, 48-106 (.453); 98-99, 34-114 (.298); 99-00, 85-255 (.333); 00-01, 100-256 (.391); 01-02, 111-283 (.392); 02-03, 87-212 (.410). Total, 465-1226 (.379)

PLAYOFFS

YEAR	G-GS	MIN	FG	FGA	PCT	FT	FTA	PCT	OR	DR	TOT	A	PF-D	STL	TO	BLK	PTS	AVG
97-98	5-5	213	31	77	.403	4	4	1.000	16	22	38	18	15-0	10	8	3	81	16.2
98-99	4-4	125	11	35	.314	0	0	---	7	9	16	6	12-1	4	4	0	27	6.8
99-00	4-0	90	11	24	.458	6	8	.750	2	7	9	5	9-0	3	1	1	30	7.5
00-01	4-4	137	14	53	.264	0	0	---	3	11	14	7	10-0	7	6	1	34	8.5
01-02	3-0	67	9	20	.450	4	6	.667	1	12	13	2	5-0	4	6	0	27	9.0
02-03	6-5	166	13	38	.342	1	2	.500	5	16	21	18	14-0	4	4	1	29	4.8
TOTAL	26-18	798	89	247	.360	15	20	.750	34	77	111	48	65-1	32	29	6	228	8.8

Three-point FG: 97-98, 15-31 (.484); 98-99, 5-13 (.385); 99-00, 2-10 (.200); 00-01, 6-17 (.253); 01-02, 5-9 (.556); 02-03, 2-16 (.125). Total, 35-96 (.365)

PERSON, CHUCK	COLLEGE: AUBURN '86	NO: 45	POS: F	HT: 6-8	BIRTHDATE: JUNE 27, 1964
---------------	---------------------	--------	--------	---------	--------------------------

ACQUIRED: From Indiana with Micheal Williams for Sam Mitchell and Pooh Richardson on Sept. 8, 1992.

DEPARTED: Unrestricted free agent on July 1, 1994.

YEAR	G-GS	MIN	FG	FGA	PCT	FT	FTA	PCT	OR	DR	TOT	A	PF-D	STL	TO	BLK	PTS	AVG
92-93	78-75	2985	541	1248	.433	109	168	.649	98	335	433	343	198-2	67	219	30	1309	16.8
93-94	77-37	2029	356	843	.422	82	108	.759	55	198	253	185	164-0	45	121	12	894	11.6
TOTAL	155-112	5014	897	2091	.429	191	276	.692	153	533	686	528	362-2	112	340	42	2203	14.2

Three-point FG: 92-93, 118-332 (.355); 93-94, 100-272 (.368). Total, 218-604 (.361)

PORTER, TERRY	COLLEGE: WISCONSIN-STEVENS POINT '85	NO: 30	POS: G	HT: 6-3	BIRTHDATE: APRIL 8, 1963
---------------	--------------------------------------	--------	--------	---------	--------------------------

ACQUIRED: Signed as a free agent on Oct. 16, 1995.

DEPARTED: Unrestricted free agent on July 1, 1998.

YEAR	G-GS	MIN	FG	FGA	PCT	FT	FTA	PCT	OR	DR	TOT	A	PF-D	STL	TO	BLK	PTS	AVG
95-96	82-40	2072	269	608	.442	164	209	.785	36	176	212	452	154-0	89	173	15	773	9.4
96-97	82-20	1568	187	449	.416	127	166	.765	31	145	176	295	104-0	54	128	11	568	6.9
97-98	82-8	1786	259	577	.449	167	195	.856	37	131	168	271	103-0	63	104	16	777	9.5
TOTAL	246-68	5426	715	1634	.438	458	570	.804	104	452	556	915	361-0	206	405	42	2118	8.6

Three-point FG: 95-96, 71-226 (.314); 96-97, 67-200 (.335); 97-98, 92-223 (.395). Total, 230-649 (.354)

PLAYOFFS

YEAR	G-GS	MIN	FG	FGA	PCT	FT	FTA	PCT	OR	DR	TOT	A	PF-D	STL	TO	BLK	PTS	AVG
96-97	3-0	46	5	13	.385	3	4	.750	1	2	3	9	2-0	2	2	2	16	5.3
97-98	5-4	188	27	63	.429	15	18	.833	7	18	25	16	10-0	5	4	0	79	15.8
TOTAL	8-4	234	32	76	.421	18	22	.818	8	20	28	25	12-0	7	6	2	95	11.9

Three-point FG: 1996-97, 3-9 (.333); 1997-98, 10-25 (.400). Total, 13-34 (.382)

PRICE, A.J.	COLLEGE: CONNECTICUT '09	NO: 22	POS: G	HT: 6-2	BIRTHDATE: OCTOBER 7, 1986
-------------	--------------------------	--------	--------	---------	----------------------------

ACQUIRED: Signed as a free agent on Sept. 27, 2013.

DEPARTED: Waived on Apr. 3, 2014.

YEAR	G-GS	MIN	FG	FGA	PCT	FT	FTA	PCT	OR	DR	TOT	A	PF-D	STL	TO	BLK	PTS	AVG
13-14	28-0	99	19	46	.413	0	2	.000	1	9	10	13	5-0	1	7	0	44	1.6

Three-point FG: 13-14, 6-22 (.273)



FORMER PLAYER STATS

PRINCE, TAYSHAUN			COLLEGE: KENTUCKY '02			NO: 12			POS: F			HT: 6-9			BIRTHDATE: FEBRUARY 28, 1980				
------------------	--	--	-----------------------	--	--	--------	--	--	--------	--	--	---------	--	--	------------------------------	--	--	--	--

ACQUIRED: Signed as a free agent on Aug. 20, 2015.
DEPARTED: Unrestricted free agent on July 1, 2016.

YEAR	G-GS	MIN	FG	FGA	PCT	FT	FTA	PCT	OR	DR	TOT	A	PF-D	STL	TO	BLK	PTS	AVG
15-16	77-44	1462	102	229	.445	13	19	.684	32	115	147	73	62-0	36	27	13	221	2.9

Three-point FG: 4-23 (.174)

RADULJICA, MIROSLAV			COUNTRY: SERBIA			NO: 13			POS: C			HT: 7-0			BIRTHDATE: JANUARY 5, 1988				
---------------------	--	--	-----------------	--	--	--------	--	--	--------	--	--	---------	--	--	----------------------------	--	--	--	--

ACQUIRED: Signed to a 10-day contract on Jan. 8, 2015.
DEPARTED: Waived on Jan. 27, 2015.

YEAR	G-GS	MIN	FG	FGA	PCT	FT	FTA	PCT	OR	DR	TOT	A	PF-D	STL	TO	BLK	PTS	AVG
14-15	5-0	23	3	8	.375	2	2	1.000	2	3	5	0	8-0	1	2	0	8	1.6

RAKOCEVIC, IGOR			COLLEGE: YUGOSLAVIA '00			NO: 36			POS: G			HT: 6-3			BIRTHDATE: MARCH 29, 1978				
-----------------	--	--	-------------------------	--	--	--------	--	--	--------	--	--	---------	--	--	---------------------------	--	--	--	--

ACQUIRED: 2000 NBA Draft (2nd Round/51st overall).
DEPARTED: Released on May 6, 2003.

YEAR	G-GS	MIN	FG	FGA	PCT	FT	FTA	PCT	OR	DR	TOT	A	PF-D	STL	TO	BLK	PTS	AVG
02-03	42-0	244	22	58	.379	29	36	.806	4	13	17	33	25-0	4	23	0	78	1.9

Three-point FG: 02-03, 5-12 (.417)

RANDALL, MARK			COLLEGE: KANSAS '91			NO: 52			POS: F			HT: 6-9			BIRTHDATE: SEPTEMBER 30, 1967				
---------------	--	--	---------------------	--	--	--------	--	--	--------	--	--	---------	--	--	-------------------------------	--	--	--	--

ACQUIRED: Claimed off waivers on Jan. 2, 1992.
DEPARTED: Traded to Detroit with Gerald Glass for Lance Blanks, Brad Sellers and a future second-round pick on Nov. 15, 1992.

YEAR	G-GS	MIN	FG	FGA	PCT	FT	FTA	PCT	OR	DR	TOT	A	PF-D	STL	TO	BLK	PTS	AVG
91-92	39-0	374	58	127	.457	26	35	.743	35	27	62	26	31-0	12	19	3	145	3.7
92-93	2-0	8	0	1	.000	0	0	.000	0	0	0	1	1-0	0	1	0	0	0.0
TOTAL	41-0	382	58	128	.453	26	35	.743	35	27	62	27	32-0	12	20	3	145	3.7

Three-point FG: 91-92, 3-14 (.214); 92-93, 0-1 (.000). Total, 3-15 (.200)

RANDOLPH, ANTHONY			COLLEGE: LSU '08			NO: 15			POS: F			HT: 6-11			BIRTHDATE: JULY 15, 1989				
-------------------	--	--	------------------	--	--	--------	--	--	--------	--	--	----------	--	--	--------------------------	--	--	--	--

ACQUIRED: From New York, along with Eddie Curry, cash considerations and a future second round pick from Denver, in a three-team, 13-player trade that sent Corey Brewer to New York and Kosta Koufos to Denver.
DEPARTED: Not extended qualifying offer - June 30, 2012.

YEAR	G-GS	MIN	FG	FGA	PCT	FT	FTA	PCT	OR	DR	TOT	A	PF-D	STL	TO	BLK	PTS	AVG
10-11	23-3	463	109	219	.498	52	74	.703	32	88	120	26	47-0	18	43	16	270	11.7
11-12	34-5	517	94	200	.470	64	84	.762	42	81	123	19	56-1	13	40	35	252	7.4
TOTAL	57-8	980	203	419	.484	116	158	.734	74	169	243	45	103-1	31	83	51	522	9.2

Three-point FG: 0-1 (.000)

RATLIFF, THEO			COLLEGE: WYOMING '95			NO: 42			POS: C			HT: 6-10			BIRTHDATE: APRIL 17, 1973				
---------------	--	--	----------------------	--	--	--------	--	--	--------	--	--	----------	--	--	---------------------------	--	--	--	--

ACQUIRED: From Boston with Al Jefferson, Gerald Green, Ryan Gomes, Sebastian Telfair and two future first-round picks for Kevin Garnett on July 31, 2007.
DEPARTED: Waived on Feb. 29, 2008

YEAR	G-GS	MIN	FG	FGA	PCT	FT	FTA	PCT	OR	DR	TOT	A	PF-D	STL	TO	BLK	PTS	AVG
07-08	10-6	214	23	45	.511	17	25	.680	13	26	39	7	30-1	3	12	19	63	6.3

Three-point FG: 0-1 (.000)

REED, JUSTIN			COLLEGE: MISSISSIPPI '04			NO: 9			POS: F			HT: 6-8			BIRTHDATE: JANUARY 16, 1982				
--------------	--	--	--------------------------	--	--	-------	--	--	--------	--	--	---------	--	--	-----------------------------	--	--	--	--

ACQUIRED: From Boston with Mark Blount, Ricky Davis and Marcus Banks and two future second-round picks for Wally Szczerbiak, Michael Olowokandi and Dwayne Jones and a future first-round pick on Jan. 26, 2006.
DEPARTED: Traded to Houston with Mike James for Juwan Howard on June 14, 2007.

YEAR	G-GS	MIN	FG	FGA	PCT	FT	FTA	PCT	OR	DR	TOT	A	PF-D	STL	TO	BLK	PTS	AVG
05-06	40-6	706	94	221	.425	62	80	.775	40	55	95	34	118-1	18	37	11	250	6.3
06-07	41-3	318	40	107	.374	26	30	.867	15	31	46	17	44-0	5	22	3	106	2.6
TOTAL	81-9	1014	134	328	.409	88	110	.800	55	86	141	51	162-1	23	59	14	356	4.4

Three-point FG: 05-06, 0-1 (.000); 06-07, 0-0 (---). Total, 0-1 (.000)



FORMER PLAYER STATS

RICHARD, CHRIS	COLLEGE: FLORIDA '07	NO: 32	POS: F	HT: 6-9	BIRTHDATE: DECEMBER 25, 1984
-----------------------	-----------------------------	---------------	---------------	----------------	-------------------------------------

ACQUIRED: 2007 NBA Draft (2nd Round/41st overall).
DEPARTED: Released on Oct. 23, 2008.

YEAR	G-GS	MIN	FG	FGA	PCT	FT	FTA	PCT	OR	DR	TOT	A	PF-D	STL	TO	BLK	PTS	AVG
07-08	52-3	556	41	87	.471	16	27	.593	52	83	135	18	83-0	10	23	12	98	1.9

RICHARDSON, POOH	COLLEGE: UCLA '89	NO: 24	POS: G	HT: 6-1	BIRTHDATE: MAY 14, 1966
-------------------------	--------------------------	---------------	---------------	----------------	--------------------------------

ACQUIRED: 1989 NBA Draft (1st Round/10th overall).
DEPARTED: Traded to Indiana with Sam Mitchell for Chuck Person and Micheal Williams on Sept. 8, 1992.

YEAR	G-GS	MIN	FG	FGA	PCT	FT	FTA	PCT	OR	DR	TOT	A	PF-D	STL	TO	BLK	PTS	AVG
89-90	82-48	2581	426	925	.461	63	107	.589	55	162	217	554	143-0	133	141	25	938	11.4
90-91	82-82	3154	635	1350	.470	89	165	.539	82	204	286	734	114-0	131	174	13	1401	17.1
91-92	82-82	2922	587	1261	.466	123	178	.691	91	210	301	685	152-0	119	204	25	1350	16.5
TOTAL	246-212	8657	1648	3536	.466	275	450	.611	228	576	804	1973	409-0	383	519	63	3689	15.0

Three-point FG: 89-90, 23-83 (.277); 90-91, 42-128 (.328); 91-92, 53-155 (.342). Total, 118-366 (.322)

RIDER, ISAIAH	COLLEGE: UNLV '93	NO: 34	POS: G	HT: 6-5	BIRTHDATE: MARCH 12, 1971
----------------------	--------------------------	---------------	---------------	----------------	----------------------------------

ACQUIRED: 1993 NBA Draft (1st Round/5th overall).
DEPARTED: Traded to Portland for James Robinson, Bill Curley and a first-round draft pick in 1997 or 1998 on July 23, 1996.

YEAR	G-GS	MIN	FG	FGA	PCT	FT	FTA	PCT	OR	DR	TOT	A	PF-D	STL	TO	BLK	PTS	AVG
93-94	79-60	2415	522	1115	.468	215	265	.811	118	197	315	202	194-0	54	218	28	1313	16.6
94-95	75-67	2645	558	1249	.447	277	339	.817	90	159	249	245	194-3	69	232	23	1532	20.4
95-96	75-68	2594	560	1206	.464	248	296	.838	99	210	309	213	204-2	48	201	23	1470	19.6
TOTAL	229-195	7654	1640	3570	.459	740	900	.822	307	566	873	760	592-5	171	651	74	4315	18.8

Three-point FG: 93-94, 54-150 (.360); 94-95, 139-396 (.351); 95-96, 102-275 (.371). Total, 295-821 (.359)

RIDNOUR, LUKE	COLLEGE: OREGON '03	NO: 13	POS: G	HT: 6-2	BIRTHDATE: FEBRUARY 13, 1981
----------------------	----------------------------	---------------	---------------	----------------	-------------------------------------

ACQUIRED: Signed as a free agent on July 21, 2010.
DEPARTED: Traded to Milwaukee along with a 2014 2nd-round pick in a three-team deal in which the Wolves acquired Kevin Martin (sign-and-trade) and cash considerations from Oklahoma City on July 11, 2013.

YEAR	G-GS	MIN	FG	FGA	PCT	FT	FTA	PCT	OR	DR	TOT	A	PF-D	STL	TO	BLK	PTS	AVG
10-11	71-66	2159	319	681	.468	121	137	.883	37	162	199	384	146-1	89	158	10	840	11.8
11-12	53-53	1750	242	550	.440	106	119	.891	19	122	141	252	136-1	56	96	16	639	12.1
12-13	82-82	2474	367	811	.453	139	164	.848	41	165	206	311	187-1	82	130	15	939	11.5
TOTAL	206-201	6383	928	2042	.454	366	420	.871	97	449	546	947	469-3	227	384	41	2418	11.7

Three-point FG: 10-11, 81-184 (.440); 11-12, 49-152 (.322); 12-13, 66-212 (.311). Total, 196-548 (.358)

RILEY, ERIC	COLLEGE: MICHIGAN '93	NO: 40	POS: C	HT: 7-0	BIRTHDATE: JUNE 2, 1970
--------------------	------------------------------	---------------	---------------	----------------	--------------------------------

ACQUIRED: Signed as a free agent on Oct. 14, 1995.
DEPARTED: Unrestricted free agent on July 1, 1996.

YEAR	G-GS	MIN	FG	FGA	PCT	FT	FTA	PCT	OR	DR	TOT	A	PF-D	STL	TO	BLK	PTS	AVG
95-96	25-10	310	35	74	.473	22	28	.786	32	44	76	5	42-0	8	17	16	92	3.7

Three-point FG: 0-1 (.000)

ROBERTS, STANLEY	COLLEGE: LSU '91	NO: 53	POS: C	HT: 7-0	BIRTHDATE: FEBRUARY 7, 1970
-------------------------	-------------------------	---------------	---------------	----------------	------------------------------------

ACQUIRED: From the L.A. Clippers for Stojko Vrankovic on June 25, 1997.
DEPARTED: Unrestricted free agent on June 15, 1998.

YEAR	G-GS	MIN	FG	FGA	PCT	FT	FTA	PCT	OR	DR	TOT	A	PF-D	STL	TO	BLK	PTS	AVG
97-98	74-4	1328	191	386	.495	75	156	.481	109	254	363	27	226-5	24	70	72	457	6.2

PLAYOFFS

YEAR	G-GS	MIN	FG	FGA	PCT	FT	FTA	PCT	OR	DR	TOT	A	PF-D	STL	TO	BLK	PTS	AVG
97-98	1-0	8	0	1	.000	1	2	.500	1	1	2	0	0-0	0	1	0	1	1.0



FORMER PLAYER STATS

ROBINSON III, GLENN			COLLEGE: MICHIGAN '14			NO: 1			POS: G/F			HT: 6-7			BIRTHDATE: JANUARY 8, 1994		
---------------------	--	--	-----------------------	--	--	-------	--	--	----------	--	--	---------	--	--	----------------------------	--	--

ACQUIRED: 2014 NBA Draft (2nd round/40th overall).
DEPARTED: Waived on March 5, 2015.

YEAR	G-GS	MIN	FG	FGA	PCT	FT	FTA	PCT	OR	DR	TOT	A	PF-D	STL	TO	BLK	PTS	AVG
14-15	25-0	108	8	24	.333	12	16	.750	4	10	14	3	5-0	3	3	0	29	1.2

Three-point FG: 14-15, 1-6 (.167).

ROBINSON, JAMES			COLLEGE: ALABAMA '93			NO: 26			POS: G			HT: 6-2			BIRTHDATE: AUGUST 31, 1970		
-----------------	--	--	----------------------	--	--	--------	--	--	--------	--	--	---------	--	--	----------------------------	--	--

ACQUIRED: Signed as a free agent on March 26, 1999.
DEPARTED: Unrestricted free agent on July 1, 1999.

YEAR	G-GS	MIN	FG	FGA	PCT	FT	FTA	PCT	OR	DR	TOT	A	PF-D	STL	TO	BLK	PTS	AVG
96-97	69-5	1309	196	482	.407	78	114	.684	24	88	112	126	125-1	30	69	8	572	8.3
98-99	17-0	226	28	87	.322	8	14	.571	8	27	35	38	31-0	8	28	5	77	4.5
TOTAL	86-5	1535	224	569	.394	86	128	.672	32	115	147	164	156-1	38	97	13	649	7.5

Three-point FG: 96-97, 102-267 (.382); 98-99, 13-44 (.295). Total, 115-311 (.370)

PLAYOFFS

YEAR	G-GS	MIN	FG	FGA	PCT	FT	FTA	PCT	OR	DR	TOT	A	PF-D	STL	TO	BLK	PTS	AVG
96-97	2-0	31	5	12	.417	0	0	----	1	2	3	3	4-0	2	1	0	14	7.0
98-99	4-0	10	1	4	.250	0	0	----	0	1	1	0	3-0	0	3	0	3	0.8
TOTAL	6-0	41	6	16	.385	0	0	----	1	3	4	3	7-0	2	4	0	17	2.8

Three-point FG: 1997, 4-10 (.400); 1999, 1-3 (.333). Total, 5-13 (.385)

ROOKS, SEAN			COLLEGE: ARIZONA '92			NO: 45			POS: C			HT: 6-10			BIRTHDATE: SEPTEMBER 9, 1969		
-------------	--	--	----------------------	--	--	--------	--	--	--------	--	--	----------	--	--	------------------------------	--	--

ACQUIRED: From Dallas for a conditional 1996, 1997 or 1998 first-round draft pick on Nov. 1, 1994.
DEPARTED: Traded to Atlanta with Christian Laettner for Andrew Lang and Anthony "Spud" Webb on Feb. 22, 1996.

YEAR	G-GS	MIN	FG	FGA	PCT	FT	FTA	PCT	OR	DR	TOT	A	PF-D	STL	TO	BLK	PTS	AVG
94-95	80-70	2405	289	615	.470	290	381	.761	165	321	486	97	208-1	29	142	71	868	10.9
95-96	49-7	902	112	227	.493	106	159	.667	60	144	204	38	106-0	19	49	28	331	6.8
TOTAL	129-77	3307	401	842	.476	396	540	.733	225	465	690	135	314-1	48	191	99	1199	9.3

Three-point FG: 94-95, 0-5 (.000); 95-96, 1-6 (.167). Total, 1-11 (.091)

ROTH, SCOTT			COLLEGE: WISCONSIN '85			NO: 3			POS: F			HT: 6-6			BIRTHDATE: JUNE 3, 1963		
-------------	--	--	------------------------	--	--	-------	--	--	--------	--	--	---------	--	--	-------------------------	--	--

ACQUIRED: Selected in Expansion Draft from San Antonio on June 15, 1989.
DEPARTED: Released on July 6, 1990.

YEAR	G-GS	MIN	FG	FGA	PCT	FT	FTA	PCT	OR	DR	TOT	A	PF-D	STL	TO	BLK	PTS	AVG
89-90	71-3	1061	159	420	.379	150	201	.746	34	78	112	115	144-1	51	85	6	486	6.8

Three-point FG: 18-52 (.346)

ROY, BRANDON			COLLEGE: WASHINGTON '04			NO: 3			POS: G			HT: 6-6			BIRTHDATE: JULY 23, 1984		
--------------	--	--	-------------------------	--	--	-------	--	--	--------	--	--	---------	--	--	--------------------------	--	--

ACQUIRED: Signed as a free agent on Aug. 31, 2012.
DEPARTED: Waived on May 10, 2013.

YEAR	G-GS	MIN	FG	FGA	PCT	FT	FTA	PCT	OR	DR	TOT	A	PF-D	STL	TO	BLK	PTS	AVG
12-13	5-5	122	11	35	.314	7	10	.700	3	11	14	23	5-0	3	7	0	29	5.8

Three-point FG: 0-9 (.000)

ROYAL, DONALD			COLLEGE: NOTRE DAME '87			NO: 15			POS: F			HT: 6-7			BIRTHDATE: MAY 2, 1966		
---------------	--	--	-------------------------	--	--	--------	--	--	--------	--	--	---------	--	--	------------------------	--	--

ACQUIRED: Signed as a free agent on Sept. 12, 1989.
DEPARTED: Opted to play in Israel after 1989-90 season.

YEAR	G-GS	MIN	FG	FGA	PCT	FT	FTA	PCT	OR	DR	TOT	A	PF-D	STL	TO	BLK	PTS	AVG
89-90	66-0	746	117	255	.459	153	197	.777	69	68	137	43	107-0	32	81	8	387	5.9

Three-point FG: 0-1 (.000)



FORMER PLAYER STATS

ROZIER, CLIFFORD

COLLEGE: LOUISVILLE '94

NO: 22

POS: C

HT: 6-11

BIRTHDATE: OCTOBER 31, 1972

ACQUIRED: Signed as a free agent on Oct. 1, 1997.
DEPARTED: Released on Nov. 25, 1997.

YEAR	G-GS	MIN	FG	FGA	PCT	FT	FTA	PCT	OR	DR	TOT	A	PF-D	STL	TO	BLK	PTS	AVG
97-98	6-0	30	3	6	.500	0	1	.000	3	3	6	0	7-0	0	4	0	6	1.0

RUDEZ, DAMJAN

COUNTRY: CROATIA

NO: 10

POS: F

HT: 6-10

BIRTHDATE: JUNE 17, 1986

ACQUIRED: From Indiana for Chase Budinger on July 11, 2015.
DEPARTED: Not extended qualifying offer - June 30, 2016.

YEAR	G-GS	MIN	FG	FGA	PCT	FT	FTA	PCT	OR	DR	TOT	A	PF-D	STL	TO	BLK	PTS	AVG
15-16	33-0	277	25	62	.403	8	8	1.000	5	15	20	11	33-0	3	13	1	75	2.3

Three-point FG: 17-50 (.340)

RUBIO, RICKY

COUNTRY: SPAIN

NO: 9

POS: G

HT: 6-4

BIRTHDATE: OCTOBER 21, 1990

ACQUIRED: 2009 NBA Draft (1st round/5th overall).
DEPARTED: To Utah in exchange for a future first round pick on June 30, 2017.

YEAR	G-GS	MIN	FG	FGA	PCT	FT	FTA	PCT	OR	DR	TOT	A	PF-D	STL	TO	BLK	PTS	AVG
11-12	41-31	1404	139	389	.357	126	157	.803	21	150	171	336	97-0	91	131	8	436	10.6
12-13	57-47	1691	185	514	.360	211	264	.799	44	185	229	418	143-0	137	172	5	608	10.7
13-14	82-82	2638	255	670	.381	227	283	.802	61	281	342	704	218-2	191	221	11	781	9.5
14-15	22-22	692	78	219	.356	57	71	.803	19	106	125	193	59-1	38	64	1	226	10.3
15-16	76-76	2323	219	586	.374	266	314	.847	40	286	326	658	201-1	162	193	10	766	10.1
16-17	75-75	2469	261	650	.402	254	285	.891	68	237	305	682	202-1	128	195	10	836	11.1
TOTAL	353-333	11217	1137	3028	.375	1141	1374	.830	253	1245	1498	2991	920-5	747	976	45	3653	10.3

Three-point FG: 11-12, 32-94 (.340); 12-13, 27-92 (.293); 13-14, 44-133 (.331); 14-15 13-51 (.255); 15-16, 62-190 (.326); 16-17, 60-196 (.306). Total, 238-756 (.315)

RUSH, BRANDON

COLLEGE: KANSAS '08

NO: 4

POS: G/F

HT: 6-6

BIRTHDATE: JULY 7, 1985

ACQUIRED: Signed as a free agent on July 8, 2016.
DEPARTED: Unrestricted free agent on July 1, 2017.

YEAR	G-GS	MIN	FG	FGA	PCT	FT	FTA	PCT	OR	DR	TOT	A	PF-D	STL	TO	BLK	PTS	AVG
16-17	47-33	1030	70	187	.374	13	18	.722	16	83	99	45	42-0	22	28	23	197	4.2

Three-point FG: 44-114 (.386)

SCOTT, DENNIS

COLLEGE: GEORGIA TECH '91

NO: 3

POS: G/F

HT: 6-8

BIRTHDATE: SEPTEMBER 5, 1968

ACQUIRED: Signed as a free agent on March 17, 1999.
DEPARTED: Unrestricted free agent on July 1, 1999.

YEAR	G-GS	MIN	FG	FGA	PCT	FT	FTA	PCT	OR	DR	TOT	A	PF-D	STL	TO	BLK	PTS	AVG
98-99	21-9	532	70	157	.446	22	27	.815	5	33	38	32	32-0	12	14	2	191	9.1

Three-point FG: 29-68 (.426)

SEALY, MALIK

COLLEGE: ST. JOHN'S '92

NO: 2

POS: G/F

HT: 6-8

BIRTHDATE: FEBRUARY 1, 1970

ACQUIRED: Signed as a free agent on Jan. 22, 1999.
DEPARTED: Died May 20, 2000.

YEAR	G-GS	MIN	FG	FGA	PCT	FT	FTA	PCT	OR	DR	TOT	A	PF-D	STL	TO	BLK	PTS	AVG
98-99	31-7	731	95	231	.411	55	61	.902	23	69	92	36	68-0	30	33	5	251	8.1
99-00	82-61	2392	371	780	.476	177	218	.812	119	233	352	197	197-0	76	110	19	929	11.3
TOTAL	113-68	3123	466	1011	.461	232	279	.832	142	302	444	233	265-0	106	143	24	1180	10.4

Three-point FG: 98-99, 6-23 (.261); 99-00, 10-35 (.286). Total, 16-58 (.276)

PLAYOFFS

YEAR	G-GS	MIN	FG	FGA	PCT	FT	FTA	PCT	OR	DR	TOT	A	PF-D	STL	TO	BLK	PTS	AVG
98-99	4-0	70	8	23	.348	4	5	.800	2	4	6	3	4-0	1	2	1	20	5.0
99-00	4-4	122	19	41	.463	11	16	.688	5	13	18	5	10-0	2	0	0	50	12.5
TOTAL	8-4	192	27	64	.422	15	21	.714	7	17	24	8	14-0	3	2	1	70	8.6

Three-point FG: 99-00, 1-3 (.333)



FORMER PLAYER STATS

SELLERS, BRAD		COLLEGE: OHIO STATE '86		NO: 2/4		POS: F		HT: 7-0		BIRTHDATE: DECEMBER 17, 1962	
---------------	--	-------------------------	--	---------	--	--------	--	---------	--	------------------------------	--

ACQUIRED: From Seattle for Steve Johnson and a conditional second-round draft pick on Feb. 22, 1990 ; From Detroit with Lance Blanks and a future second-round pick for Gerald Glass and Mark Randall on Nov. 15, 1992.
DEPARTED: Released on June 27, 1990 ; Released on July 7, 1993

YEAR	G-GS	MIN	FG	FGA	PCT	FT	FTA	PCT	OR	DR	TOT	A	PF-D	STL	TO	BLK	PTS	AVG
89-90	14-0	113	19	56	.339	9	12	.750	8	11	19	1	11-0	6	12	3	47	3.4
92-93	54-4	533	49	130	.377	37	39	.949	27	56	83	46	40-0	6	27	11	135	2.5
TOTAL	68-4	646	68	186	.366	46	51	.902	35	67	102	47	51-0	12	39	14	182	2.7

Three-point FG: 89-90, 0-2 (.000); 92-93, 0-1 (.000). Total, 0-3, (.000)

SESSIONS, RAMON		COLLEGE: NEVADA '07		NO: 7		POS: G		HT: 6-3		BIRTHDATE: APRIL 11, 1986	
-----------------	--	---------------------	--	-------	--	--------	--	---------	--	---------------------------	--

ACQUIRED: Signed as a free agent on Sept. 11, 2009.
DEPARTED: Traded to Cleveland with Ryan Hollins and a future second-round pick for Sebastian Telfair and Delonte West on July 26, 2010.

YEAR	G-GS	MIN	FG	FGA	PCT	FT	FTA	PCT	OR	DR	TOT	A	PF-D	STL	TO	BLK	PTS	AVG
09-10	82-1	1732	253	555	.456	167	233	.717	58	156	214	258	137-0	55	137	5	674	8.2

Three-point 1-15 (.067)

SHACKLEFORD, CHARLES		COLLEGE: NORTH CAROLINA STATE '88		NO: 17		POS: C		HT: 6-11		BIRTHDATE: APRIL 22, 1966	
----------------------	--	-----------------------------------	--	--------	--	--------	--	----------	--	---------------------------	--

ACQUIRED: Signed as a free agent on Sept. 29, 1994.
DEPARTED: Released on Feb. 27, 1995.

YEAR	G-GS	MIN	FG	FGA	PCT	FT	FTA	PCT	OR	DR	TOT	A	PF-D	STL	TO	BLK	PTS	AVG
94-95	21-2	239	39	65	.600	16	20	.800	16	51	65	8	47-0	8	8	6	94	4.5

SHVED, ALEXEY		COUNTRY: RUSSIA		NO: 1		POS: G		HT: 6-6		BIRTHDATE: DECEMBER 16, 1988	
---------------	--	-----------------	--	-------	--	--------	--	---------	--	------------------------------	--

ACQUIRED: Signed as a free agent on July 25, 2012.
DEPARTED: Traded to Philadelphia with Luc Richard Mbah a Moute and Miami's 2015 first-round pick in a three-team trade for Andrew Wiggins, Anthony Bennett and Thaddeus Young.

YEAR	G-GS	MIN	FG	FGA	PCT	FT	FTA	PCT	OR	DR	TOT	A	PF-D	STL	TO	BLK	PTS	AVG
12-13	77-16	1840	236	635	.372	108	150	.720	41	134	175	286	117-0	54	147	27	665	8.6
13-14	63-0	664	76	237	.321	68	90	.756	21	60	81	68	36-0	26	48	16	250	4.0
TOTAL	140-16	2504	312	872	.358	176	240	.733	62	194	256	354	153-0	80	195	43	915	6.5

Three-point FG: 12-13, 85-288 (.295); 13-14, 30-102 (.294). Total, 115-390, (.295)

SLATER, REGGIE		COLLEGE: WYOMING '92		NO: 35		POS: F		HT: 6-7		BIRTHDATE: AUGUST 27, 1970	
----------------	--	----------------------	--	--------	--	--------	--	---------	--	----------------------------	--

ACQUIRED: Signed as a free agent on Oct. 3, 2000, Oct. 1, 2002 and Oct. 7, 2003.
DEPARTED: Unrestricted free agent on July 1, 2001. Released on Jan. 6, 2003 and Oct. 23, 2003.

YEAR	G-GS	MIN	FG	FGA	PCT	FT	FTA	PCT	OR	DR	TOT	A	PF-D	STL	TO	BLK	PTS	AVG
00-01	55-16	686	90	175	.514	74	110	.673	78	108	186	26	126-1	18	43	9	254	4.6
02-03	26-0	141	27	50	.540	27	45	.600	18	13	31	4	31-0	6	9	1	81	3.1
TOTAL	81-16	827	117	225	.520	101	155	.652	96	121	217	30	157-1	24	52	10	335	4.1

PLAYOFFS

YEAR	G-GS	MIN	FG	FGA	PCT	FT	FTA	PCT	OR	DR	TOT	A	PF-D	STL	TO	BLK	PTS	AVG
00-01	4-0	52	6	16	.375	1	2	.500	5	9	14	0	15-1	2	3	3	13	3.3

SMITH, CHARLES		COLLEGE: GEORGETOWN '89		NO: 31		POS: G		HT: 6-2		BIRTHDATE: NOVEMBER 29, 1967	
----------------	--	-------------------------	--	--------	--	--------	--	---------	--	------------------------------	--

ACQUIRED: Signed as a free agent on Dec. 5, 1995.
DEPARTED: Released on Jan. 4, 1996.

YEAR	G-GS	MIN	FG	FGA	PCT	FT	FTA	PCT	OR	DR	TOT	A	PF-D	STL	TO	BLK	PTS	AVG
95-96	8-0	39	3	10	.300	0	2	.000	0	5	5	6	7-0	1	5	0	6	0.8

Three-point FG: 0-3 (.000)



FORMER PLAYER STATS

SMITH, CHRIS	COLLEGE: CONNECTICUT '92	NO: 3	POS: G	HT: 6-3	BIRTHDATE: MAY 17, 1970
--------------	--------------------------	-------	--------	---------	-------------------------

ACQUIRED: 1992 NBA Draft (2nd Round/34th overall).
DEPARTED: Unrestricted free agent on July 1, 1995.

YEAR	G-GS	MIN	FG	FGA	PCT	FT	FTA	PCT	OR	DR	TOT	A	PF-D	STL	TO	BLK	PTS	AVG
92-93	80-6	1266	125	289	.433	95	120	.792	32	64	96	196	96-1	48	68	16	347	4.3
93-94	80-16	1617	184	423	.435	95	141	.674	15	107	122	285	131-1	38	101	18	473	5.9
94-95	64-17	1073	116	264	.439	41	63	.651	14	59	73	146	119-0	32	50	22	320	5.0
TOTAL	224-39	3956	425	976	.435	231	324	.713	61	230	291	627	346-2	118	219	56	1140	5.1

Three-point FG: 92-93, 2-14 (.143); 93-94, 10-39 (.256); 94-95, 47-108 (.435). Total, 59-161 (.366)

SMITH, CRAIG	COLLEGE: BOSTON COLLEGE '06	NO: 5	POS: F	HT: 6-7	BIRTHDATE: NOVEMBER 10, 1983
--------------	-----------------------------	-------	--------	---------	------------------------------

ACQUIRED: 2006 NBA Draft (2nd Round/36th overall).
DEPARTED: Traded to the L.A. Clippers with Mark Madsen and Sebastian Telfair for Quentin Richardson on July 20, 2009.

YEAR	G-GS	MIN	FG	FGA	PCT	FT	FTA	PCT	OR	DR	TOT	A	PF-D	STL	TO	BLK	PTS	AVG
06-07	82-5	1537	246	463	.531	116	186	.624	149	267	416	49	223-2	51	74	18	608	7.4
07-08	77-11	1547	297	528	.563	133	200	.665	123	230	353	60	217-0	36	89	17	727	9.4
08-09	74-31	1460	289	514	.562	168	248	.677	98	186	284	79	184-4	31	105	19	746	10.1
TOTAL	233-47	4543	832	1505	.553	417	634	.658	370	683	1053	188	624-6	118	268	54	2081	8.9

Three-point FG: 06-07, 0-6 (.000); 07-08, 0-9 (.000); 08-09, 0-1 (.000). Total, 0-16 (.000)

SMITH, GREG	COLLEGE: CAL STATE-FRESNO '11	NO: 4	POS: F/C	HT: 6-10	BIRTHDATE: JANUARY 8, 1991
-------------	-------------------------------	-------	----------	----------	----------------------------

ACQUIRED: Signed a 10-day contract on Mar. 2, 2016
DEPARTED: Released on June 30, 2016.

YEAR	G-GS	MIN	FG	FGA	PCT	FT	FTA	PCT	OR	DR	TOT	A	PF-D	STL	TO	BLK	PTS	AVG
15-16	18-0	192	18	32	.563	7	17	.412	12	30	42	6	28-1	4	7	1	28	2.4

SMITH, JOE	COLLEGE: MARYLAND '95	NO: 32	POS: F	HT: 6-10	BIRTHDATE: JULY 26, 1975
------------	-----------------------	--------	--------	----------	--------------------------

ACQUIRED: Signed as a free agent on Jan. 22, 1999 ; Signed as a free agent on June 30, 2001.
DEPARTED: Contract voided by NBA on Oct. 25, 2000 ; Traded to Milwaukee with Anthony Peeler for Sam Cassell and Ervin Johnson on June 27, 2003.

YEAR	G-GS	MIN	FG	FGA	PCT	FT	FTA	PCT	OR	DR	TOT	A	PF-D	STL	TO	BLK	PTS	AVG
98-99	43-42	1418	223	522	.427	142	188	.755	154	200	354	68	147-3	32	66	66	588	13.7
99-00	78-9	1975	289	623	.464	195	258	.756	186	298	484	88	302-8	45	119	85	774	9.9
01-02	72-63	1922	297	581	.511	171	206	.830	152	301	453	82	250-2	39	86	59	767	10.7
02-03	54-21	1117	151	328	.460	102	131	.779	111	159	270	38	171-2	14	43	55	404	7.5
TOTAL	247-135	6432	960	2054	.467	610	783	.779	603	958	1561	276	870-16	130	314	265	2533	10.3

Three-point FG: 98-99, 0-3 (.000); 99-00, 1-1 (1.000); 01-02, 2-3 (.667); 02-03, 0-2 (.000). Total, 3-9 (.333)

PLAYOFFS

YEAR	G-GS	MIN	FG	FGA	PCT	FT	FTA	PCT	OR	DR	TOT	A	PF-D	STL	TO	BLK	PTS	AVG
98-99	4-4	120	11	37	.297	8	11	.727	10	16	26	5	15-0	2	5	8	30	7.5
99-00	4-0	79	8	17	.471	2	2	1.000	7	5	12	1	15-0	3	4	1	18	4.5
01-02	3-1	43	3	7	.429	7	8	.875	4	7	11	0	8-0	0	1	1	13	4.3
02-03	5-1	40	4	6	.667	6	6	1.000	0	6	6	0	14-0	1	3	1	14	2.8
TOTAL	16-6	282	26	67	.388	23	27	.852	21	34	55	6	52-0	6	13	11	75	4.7

Three-point FG: 99-00, 0-1 (.000)

SNYDER, KIRK	COLLEGE: NEVADA '04	NO: 30	POS: G	HT: 6-6	BIRTHDATE: JUNE 5, 1983
--------------	---------------------	--------	--------	---------	-------------------------

ACQUIRED: From Houston along with a future second-round pick and cash considerations for Gerald Green on Feb. 21, 2008.
DEPARTED: Unrestricted free agent on July 1, 2008.

YEAR	G-GS	MIN	FG	FGA	PCT	FT	FTA	PCT	OR	DR	TOT	A	PF-D	STL	TO	BLK	PTS	AVG
07-08	27-18	680	83	161	.516	58	77	.753	25	89	114	56	49-0	19	48	14	227	8.4

Three-point FG: 3-14 (.214)



FORMER PLAYER STATS

SPENCER, FELTON			COLLEGE: LOUISVILLE '90			NO: 50		POS: C		HT: 7-0		BIRTHDATE: JANUARY 5, 1968				
-----------------	--	--	-------------------------	--	--	--------	--	--------	--	---------	--	----------------------------	--	--	--	--

ACQUIRED: 1990 NBA Draft (1st Round/6th overall).
DEPARTED: Traded to Utah for Mike Brown on June 30, 1993.

YEAR	G-GS	MIN	FG	FGA	PCT	FT	FTA	PCT	OR	DR	TOT	A	PF-D	STL	TO	BLK	PTS	AVG
90-91	81-46	2099	195	381	.512	182	252	.722	272	369	641	25	337-14	48	77	121	572	7.1
91-92	61-54	1481	141	331	.426	123	178	.691	167	268	435	53	241-7	27	70	79	405	6.6
92-93	71-48	1296	105	226	.465	83	127	.654	134	190	324	17	243-10	23	70	66	293	4.1
TOTAL	213-148	4876	441	938	.470	388	557	.697	573	827	1400	95	821-31	98	217	266	1270	6.0

Three-point FG: 90-91, 0-1 (.000)

SPREWELL, LATRELL			COLLEGE: ALABAMA '92			NO: 8		POS: G/F		HT: 6-5		BIRTHDATE: SEPTEMBER 8, 1970				
-------------------	--	--	----------------------	--	--	-------	--	----------	--	---------	--	------------------------------	--	--	--	--

ACQUIRED: From New York in a four-team trade that sent Terrell Brandon to Atlanta and Marc Jackson to Philadelphia on July 23, 2003.
DEPARTED: Unrestricted free agent on July 1, 2005.

YEAR	G-GS	MIN	FG	FGA	PCT	FT	FTA	PCT	OR	DR	TOT	A	PF-D	STL	TO	BLK	PTS	AVG
03-04	82-82	3100	518	1266	.409	240	295	.814	56	254	310	286	101-0	88	158	21	1375	16.8
04-05	80-79	2450	398	961	.414	156	188	.830	65	189	254	179	124-0	53	127	21	1021	12.8
TOTAL	162-161	5550	916	2227	.412	396	483	.820	121	443	564	465	225-0	141	285	42	2396	14.8

Three-point FG: 03-04, 99-299 (.331); 04-05, 69-211 (.327). Total 168-510, (.329)

PLAYOFFS

YEAR	G-GS	MIN	FG	FGA	PCT	FT	FTA	PCT	OR	DR	TOT	A	PF-D	STL	TO	BLK	PTS	AVG
03-04	18-16	771	130	309	.421	60	77	.779	11	68	79	72	35-0	29	47	12	357	19.8

Three-point FG: 03-04, 37-96 (.385)

STEPHENSON, LANCE			COLLEGE: CINCINNATI '10			NO: 7		POS: G/F		HT: 6-5		BIRTHDATE: SEPTEMBER 5, 1990				
-------------------	--	--	-------------------------	--	--	-------	--	----------	--	---------	--	------------------------------	--	--	--	--

ACQUIRED: Signed to a first 10-day contract on Feb. 8, 2017.
DEPARTED: 10-day contract expired on Mar. 18, 2017.

YEAR	G-GS	MIN	FG	FGA	PCT	FT	FTA	PCT	OR	DR	TOT	A	PF-D	STL	TO	BLK	PTS	AVG
16-17	6-0	67	10	21	.476	1	2	.500	0	10	10	5	2-0	0	4	0	21	3.5

Three-point FG: 0-2 (.000)

STIEMSMA, GREG			COLLEGE: WISCONSIN '08			NO: 34		POS: C		HT: 6-11		BIRTHDATE: SEPTEMBER 26, 1985				
----------------	--	--	------------------------	--	--	--------	--	--------	--	----------	--	-------------------------------	--	--	--	--

ACQUIRED: Signed as a free agent on Aug. 2, 2012.
DEPARTED: Waived on July 7, 2013.

YEAR	G-GS	MIN	FG	FGA	PCT	FT	FTA	PCT	OR	DR	TOT	A	PF-D	STL	TO	BLK	PTS	AVG
12-13	76-19	1209	127	278	.457	53	69	.768	61	200	261	30	184-3	44	59	90	307	4.0

STRICKLAND, ROD			COLLEGE: DEPAUL '88			NO: 1		POS: G		HT: 6-3		BIRTHDATE: JULY 11, 1966				
-----------------	--	--	---------------------	--	--	-------	--	--------	--	---------	--	--------------------------	--	--	--	--

ACQUIRED: Signed as a free agent on Oct. 27, 2002.
DEPARTED: Unrestricted free agent on July 1, 2003.

YEAR	G-GS	MIN	FG	FGA	PCT	FT	FTA	PCT	OR	DR	TOT	A	PF-D	STL	TO	BLK	PTS	AVG
02-03	47-8	956	120	278	.432	79	107	.738	20	75	95	215	55-0	46	76	6	320	6.8

Three-point FG: 02-03, 1-11 (.091)

PLAYOFFS

YEAR	G-GS	MIN	FG	FGA	PCT	FT	FTA	PCT	OR	DR	TOT	A	PF-D	STL	TO	BLK	PTS	AVG
02-03	6-0	73	11	21	.524	6	6	1.000	0	6	6	17	5-0	4	8	2	28	4.7



FORMER PLAYER STATS

SZCZERBIAK, WALLY		COLLEGE: MIAMI (OHIO) '99		NO: 10	POS: F	HT: 6-7	BIRTHDATE: MARCH 5, 1977				
--------------------------	--	----------------------------------	--	---------------	---------------	----------------	---------------------------------	--	--	--	--

ACQUIRED: 1999 NBA Draft (1st Round/6th overall).

DEPARTED: Traded to Boston along with Michael Olowokandi, Dwayne Jones and a future first-round draft pick in exchange for Ricky Davis, Marcus Banks, Justin Reed and two conditional second-round draft picks (2006 and 2008) on Jan. 26, 2006.

YEAR	G-GS	MIN	FG	FGA	PCT	FT	FTA	PCT	OR	DR	TOT	A	PF-D	STL	TO	BLK	PTS	AVG
99-00	73-53	2171	342	669	.511	133	161	.826	89	183	272	201	175-3	58	83	23	845	11.6
00-01	82-82	2856	469	920	.510	181	208	.870	133	314	447	260	226-4	59	138	33	1145	14.0
01-02	82-82	3117	609	1200	.508	226	272	.831	120	271	391	257	188-1	66	181	21	1531	18.7
02-03	52-42	1836	351	729	.481	150	173	.867	53	188	241	136	123-0	44	87	22	913	17.6
03-04	28-0	622	106	236	.449	53	64	.828	24	64	88	33	42-0	12	42	1	285	10.2
04-05	81-37	2558	465	919	.506	260	304	.855	82	221	303	191	178-0	40	132	16	1253	15.5
05-06	40-40	1555	292	590	.495	163	182	.896	36	154	190	112	90-0	21	86	15	805	20.1
TOTAL	438-336	14715	2634	5263	.501	1166	1364	.855	537	1395	1932	1391	1022-8	300	749	131	6777	15.5

Three-point FG: 99-00, 28-78 (.359); 00-01, 26-77 (.338); 01-02, 87-191 (.455); 02-03, 61-145 (.421); 03-04, 20-46 (.435); 04-05, 63-169 (.373); 05-06, 58-143 (.406) Total, 343-849 (.404)

PLAYOFFS

YEAR	G-GS	MIN	FG	FGA	PCT	FT	FTA	PCT	OR	DR	TOT	A	PF-D	STL	TO	BLK	PTS	AVG
99-00	4-4	94	12	30	.400	0	0	---	2	6	8	2	7-0	3	1	1	24	6.0
00-01	4-4	143	18	37	.486	20	25	.800	4	14	18	10	6-0	5	12	3	56	14.0
01-02	3-3	131	21	44	.477	16	18	.889	9	12	21	6	8-0	2	8	0	60	20.0
02-03	6-6	252	29	61	.475	26	30	.867	6	24	30	13	19-0	6	18	1	87	14.5
03-04	12-0	298	47	112	.420	38	41	.927	9	30	39	20	31-0	6	24	2	142	11.8
TOTAL	29-17	918	127	284	.447	100	114	.877	30	86	116	51	71-0	22	63	7	369	12.7

Three-point FG: 99-00, 0-3 (.000); 00-01, 0-1 (.000); 01-02, 2-9 (.222); 02-03, 3-14 (.214); 03-04, 10-29 (.345) Total, 15-56 (.268)

TELFAIR, SEBASTIAN		HIGH SCHOOL: ABRAHAM LINCOLN '04		NO: 3	POS: G	HT: 6-0	BIRTHDATE: JUNE 9, 1985				
---------------------------	--	---	--	--------------	---------------	----------------	--------------------------------	--	--	--	--

ACQUIRED: From Boston with Al Jefferson, Gerald Green, Ryan Gomes, Theo Ratliff and two future first-round picks for Kevin Garnett on July 31, 2007 ; From Cleveland with Delonte West for Ryan Hollins, Ramon Sessions and a future second-round pick on July 26, 2010.

DEPARTED: Traded to the L.A. Clippers with Mark Madsen and Craig Smith for Quentin Richardson on July 20, 2009 ; Unrestricted free agent on July 1, 2011

YEAR	G-GS	MIN	FG	FGA	PCT	FT	FTA	PCT	OR	DR	TOT	A	PF-D	STL	TO	BLK	PTS	AVG
07-08	60-51	1933	223	556	.401	78	105	.743	16	119	135	355	171-1	59	111	11	556	9.3
08-09	75-43	2095	267	697	.383	131	160	.819	32	95	127	343	184-3	73	146	12	738	9.8
10-11	37-8	711	97	241	.402	44	60	.733	17	37	54	111	64-1	25	64	3	266	7.2
TOTAL	172-102	4739	587	1494	.393	253	325	.778	65	251	316	809	419-5	157	321	26	1560	9.1

Three-point FG: 07-08, 32-114 (.281); 08-09, 73-211 (.346); 10-11, 28-78 (.359) Total, 133-403 (.330)

THOMAS, JIM		COLLEGE: INDIANA '83		NO: 20	POS: G	HT: 6-2	BIRTHDATE: OCTOBER 19, 1960				
--------------------	--	-----------------------------	--	---------------	---------------	----------------	------------------------------------	--	--	--	--

ACQUIRED: Signed as a free agent on Oct. 30, 1990.

DEPARTED: Released on Nov. 10, 1990.

YEAR	G-GS	MIN	FG	FGA	PCT	FT	FTA	PCT	OR	DR	TOT	A	PF-D	STL	TO	BLK	PTS	AVG
90-91	3-0	14	1	4	.250	0	0	.000	0	0	0	1	0-0	1	1	0	2	0.7

THOMAS, JOHN		COLLEGE: MINNESOTA '97		NO: 12	POS: F	HT: 6-9	BIRTHDATE: SEPTEMBER 8, 1975				
---------------------	--	-------------------------------	--	---------------	---------------	----------------	-------------------------------------	--	--	--	--

ACQUIRED: Signed as a free agent on Oct. 4, 2004 ; Signed as a free agent on Jan. 10, 2005.

DEPARTED: Released on Nov. 1, 2004 ; Unrestricted free agent on July 1, 2005.

YEAR	G-GS	MIN	FG	FGA	PCT	FT	FTA	PCT	OR	DR	TOT	A	PF-D	STL	TO	BLK	PTS	AVG
04-05	44-8	521	42	86	.488	27	46	.587	39	58	97	17	82-1	15	18	13	111	2.5

THORNTON, BOB		COLLEGE: UC IRVINE '84		NO: 25	POS: F	HT: 6-10	BIRTHDATE: JULY 10, 1962				
----------------------	--	-------------------------------	--	---------------	---------------	-----------------	---------------------------------	--	--	--	--

ACQUIRED: From Philadelphia for a 1991 second-round draft pick on Nov. 10, 1990.

DEPARTED: Unrestricted free agent on July 1, 1991.

YEAR	G-GS	MIN	FG	FGA	PCT	FT	FTA	PCT	OR	DR	TOT	A	PF-D	STL	TO	BLK	PTS	AVG
90-91	12-1	110	4	13	.308	8	10	.800	1	14	15	1	18-0	0	9	3	16	1.3



FORMER PLAYER STATS

TOLLIVER, ANTHONY	COLLEGE: CREIGHTON '07	NO: 44	POS: F	HT: 6-8	BIRTHDATE: JUNE 1, 1985
--------------------------	-------------------------------	---------------	---------------	----------------	--------------------------------

ACQUIRED: Signed as a free agent on on August 9, 2010.

DEPARTED: Unrestricted free agent on July 1, 2012.

YEAR	G-GS	MIN	FG	FGA	PCT	FT	FTA	PCT	OR	DR	TOT	A	PF-D	STL	TO	BLK	PTS	AVG
10-11	65-4	1362	141	313	.450	105	131	.802	92	203	295	82	145-1	28	49	28	434	6.7
11-12	51-0	882	71	182	.390	41	55	.745	50	103	153	22	86-1	18	35	19	208	4.1
TOTAL	116-4	2224	212	495	.428	146	186	.785	142	306	448	104	231-2	46	84	47	642	5.5

Three-point FG: 10-11, 47-115 (.409); 11-12, 25-101 (.248). Total, 72-216 (.333)

TRENT, GARY	COLLEGE: OHIO '95	NO: 20	POS: F	HT: 6-8	BIRTHDATE: SEPTEMBER 22, 1974
--------------------	--------------------------	---------------	---------------	----------------	--------------------------------------

ACQUIRED: Signed as a free agent on Oct. 2, 2001.

DEPARTED: Unrestricted free agent on July 1, 2004.

YEAR	G-GS	MIN	FG	FGA	PCT	FT	FTA	PCT	OR	DR	TOT	A	PF-D	STL	TO	BLK	PTS	AVG
01-02	64-10	1140	193	381	.507	92	144	.639	104	166	270	60	160-0	21	58	27	478	7.5
02-03	80-22	1221	208	389	.535	60	101	.594	106	185	291	77	142-0	32	59	23	476	6.0
03-04	68-2	1025	155	328	.473	69	91	.758	83	133	216	49	129-2	12	54	17	379	5.6
TOTAL	212-34	3386	556	1098	.506	221	336	.658	293	484	777	186	431-2	65	171	67	1333	6.3

Three-point FG: 01-02, 0-2 (.000); 02-03, 0-2 (.000); 03-04, 0-6 (.000). Total, 0-10 (.000)

PLAYOFFS

YEAR	G-GS	MIN	FG	FGA	PCT	FT	FTA	PCT	OR	DR	TOT	A	PF-D	STL	TO	BLK	PTS	AVG
01-02	3-0	48	8	16	.500	3	6	.500	5	4	9	1	8-0	0	3	0	19	6.3
02-03	6-0	42	5	14	.357	4	6	.667	4	3	7	1	6-0	1	4	0	14	2.3
03-04	13-0	70	8	25	.320	5	8	.625	6	6	12	2	11-0	0	3	0	21	1.6
TOTAL	22-0	160	21	55	.382	12	20	.600	15	13	28	4	25-0	1	10	0	54	2.5

Three-point FG: 03-04, 0-2 (.000)

TSKITISHVILI, NIKOLOZ	COLLEGE: GEORGIA (EUROPE)	NO: 17	POS: F	HT: 7-0	BIRTHDATE: APRIL 14, 1983
------------------------------	----------------------------------	---------------	---------------	----------------	----------------------------------

ACQUIRED: Signed as a free agent on Aug. 9, 2005.

DEPARTED: Traded to Phoenix for for a 2006 second-round draft pick on Jan. 26, 2006.

YEAR	G-GS	MIN	FG	FGA	PCT	FT	FTA	PCT	OR	DR	TOT	A	PF-D	STL	TO	BLK	PTS	AVG
05-06	5-0	13	1	4	.250	1	2	.500	0	2	2	0	0-0	0	2	0	3	0.6

TUCKER, ALANDO	COLLEGE: WISCONSIN '07	NO: 29	POS: F	HT: 6-6	BIRTHDATE: FEBRUARY 11, 1984
-----------------------	-------------------------------	---------------	---------------	----------------	-------------------------------------

ACQUIRED: From Phoenix with a future second-round pick and cash considerations for Jason Hart on Dec. 29, 2009.

DEPARTED: Waived on March 22, 2010.

YEAR	G-GS	MIN	FG	FGA	PCT	FT	FTA	PCT	OR	DR	TOT	A	PF-D	STL	TO	BLK	PTS	AVG
09-10	4-0	25	4	9	.444	0	0	---	1	2	3	1	1-0	0	1	0	8	2.0

TURIAF, RONNY	COLLEGE: GONZAGA '05	NO: 32	POS: C	HT: 6-10	BIRTHDATE: JANUARY 13, 1983
----------------------	-----------------------------	---------------	---------------	-----------------	------------------------------------

ACQUIRED: Signed as a free agent on July 18, 2013.

DEPARTED: Traded in a three-team to Philadelphia that sent Corey Brewer to Houston and brought Troy Daniels and two second round picks back to Minnesota on Dec. 19, 2014.

YEAR	G-GS	MIN	FG	FGA	PCT	FT	FTA	PCT	OR	DR	TOT	A	PF-D	STL	TO	BLK	PTS	AVG
13-14	31-10	606	64	107	.598	21	50	.420	55	119	174	24	65-1	8	24	50	149	4.8
14-15	2-0	19	0	0	0	0	0	0	0	1	1	2	0-0	0	0	0	0	0

VETRA, GUNDARS	COLLEGE: LATVIA '92	NO: 2	POS: G/F	HT: 6-6	BIRTHDATE: MAY 22, 1967
-----------------------	----------------------------	--------------	-----------------	----------------	--------------------------------

ACQUIRED: Signed as a free agent on July 2, 1992.

DEPARTED: Unrestricted free agent on July 1, 1993.

YEAR	G-GS	MIN	FG	FGA	PCT	FT	FTA	PCT	OR	DR	TOT	A	PF-D	STL	TO	BLK	PTS	AVG
92-93	13-0	89	19	40	.475	4	6	.667	4	4	8	6	12-0	2	2	0	45	3.5

Three-point FG: 3-3 (1.000)



FORMER PLAYER STATS

VRANKOVIC, STOJKO				COUNTRY: CROATIA				NO: 11		POS: C		HT: 7-2		BIRTHDATE: JANUARY 22, 1964				
-------------------	--	--	--	------------------	--	--	--	--------	--	--------	--	---------	--	-----------------------------	--	--	--	--

ACQUIRED: Signed as a free agent on Sept. 6, 1996.
DEPARTED: Traded to L.A. Clippers for Stanley Roberts on June 25, 1997.

YEAR	G-GS	MIN	FG	FGA	PCT	FT	FTA	PCT	OR	DR	TOT	A	PF-D	STL	TO	BLK	PTS	AVG
96-97	53-35	766	78	139	.561	25	37	.676	57	111	168	14	121-0	10	52	67	181	3.4

PLAYOFFS

YEAR	G-GS	MIN	FG	FGA	PCT	FT	FTA	PCT	OR	DR	TOT	A	PF-D	STL	TO	BLK	PTS	AVG
96-97	1-0	6	0	2	.000	0	0	---	1	0	1	3	0-0	0	0	0	0	0.0

WALKER, ANTOINE				COLLEGE: KENTUCKY '96				NO: 24		POS: F		HT: 6-9		BIRTHDATE: AUGUST 12, 1976				
-----------------	--	--	--	-----------------------	--	--	--	--------	--	--------	--	---------	--	----------------------------	--	--	--	--

ACQUIRED: From Miami with Michael Doleac, Wayne Simien, a future first-round draft pick and cash considerations for Mark Blount and Ricky Davis on Oct. 24, 2007.
DEPARTED: Traded to Memphis with Greg Buckner, Marko Jaric and the draft rights to O.J. Mayo for Brian Cardinal, Jason Collins, Mike Miller and the draft rights to Kevin Love on June 26, 2008.

YEAR	G-GS	MIN	FG	FGA	PCT	FT	FTA	PCT	OR	DR	TOT	A	PF-D	STL	TO	BLK	PTS	AVG
07-08	46-1	892	136	375	.363	35	66	.530	56	112	168	45	80-0	33	46	8	368	8.0

Three-point FG: 61-188 (.324)

WEBB, SPUD				COLLEGE: NORTH CAROLINA STATE '85				NO: 4		POS: G		HT: 5-7		BIRTHDATE: JULY 13, 1963				
------------	--	--	--	-----------------------------------	--	--	--	-------	--	--------	--	---------	--	--------------------------	--	--	--	--

ACQUIRED: From Atlanta with Andrew Lang for Christian Laettner and Sean Rooks on Feb. 22, 1996.
DEPARTED: Unrestricted free agent July 11, 1996

YEAR	G-GS	MIN	FG	FGA	PCT	FT	FTA	PCT	OR	DR	TOT	A	PF-D	STL	TO	BLK	PTS	AVG
95-96	26-21	645	82	208	.394	51	58	.879	7	33	40	154	41-0	25	59	5	244	9.4

Three-point FG: 29-72 (.403)

WEBSTER, MARTELL				HIGH SCHOOL: SEATTLE PREP HS (SEATTLE, WA)				NO: 5		POS: G/F		HT: 6-7		BIRTHDATE: DECEMBER 4, 1986				
------------------	--	--	--	--	--	--	--	-------	--	----------	--	---------	--	-----------------------------	--	--	--	--

ACQUIRED: From Portland in exchange for the draft rights to Luke Babbitt and Ryan Gomes on June 24, 2010.
DEPARTED: Waived on July 13, 2012.

YEAR	G-GS	MIN	FG	FGA	PCT	FT	FTA	PCT	OR	DR	TOT	A	PF-D	STL	TO	BLK	PTS	AVG
10-11	46-1	1094	152	340	.447	94	122	.770	36	111	147	53	101	28	58	9	453	9.8
11-12	47-26	1140	115	272	.423	57	72	.792	42	126	168	40	86	31	46	17	324	6.9
TOTAL	93-27	2234	267	612	.436	151	194	.778	78	237	315	93	187	59	104	26	777	8.4

Three-point FG: 10-11, 55-132 (.417); 11-12, 37-109 (.339). Total, 92-241 (.382)

WEST, DOUG				COLLEGE: VILLANOVA '89				NO: 5		POS: G/F		HT: 6-6		BIRTHDATE: MAY 27, 1967				
------------	--	--	--	------------------------	--	--	--	-------	--	----------	--	---------	--	-------------------------	--	--	--	--

ACQUIRED: 1989 NBA Draft (2nd Round/38th overall).
DEPARTED: Traded to Vancouver for Anthony Peeler on Feb. 18, 1998.

YEAR	G-GS	MIN	FG	FGA	PCT	FT	FTA	PCT	OR	DR	TOT	A	PF-D	STL	TO	BLK	PTS	AVG
89-90	52-0	378	53	135	.393	26	32	.813	24	46	70	18	61-0	10	31	6	135	2.6
90-91	75-1	824	118	246	.480	58	84	.690	56	80	136	48	115-0	35	41	23	294	3.9
91-92	80-72	2540	463	894	.518	186	231	.805	107	150	257	281	239-1	66	120	26	1116	14.0
92-93	80-80	3104	646	1249	.517	249	296	.841	89	158	247	235	279-1	85	165	21	1543	19.3
93-94	72-61	2182	434	891	.487	187	231	.810	61	170	231	172	236-3	65	137	24	1056	14.7
94-95	71-65	2328	351	762	.461	206	246	.837	60	167	227	185	250-4	65	126	24	919	12.9
95-96	73-16	1639	175	393	.445	114	144	.792	48	113	161	119	228-2	30	81	17	465	6.4
96-97	68-66	1920	226	484	.467	64	94	.681	37	111	148	113	218-3	61	66	24	531	7.8
97-98	38-10	688	64	171	.374	29	40	.725	23	59	82	45	97-1	11	21	5	157	4.1
TOTAL	609-371	15603	2530	5225	.484	1119	1398	.800	505	1417	1922	1216	1723-15	428	788	170	6216	10.2

Three-point FG: 89-90, 3-11 (.273); 90-91, 0-1 (.000); 91-92, 4-23 (.174); 92-93, 2-23 (.087); 93-94, 1-8 (.125); 94-95, 11-61 (.180); 95-96, 1-13 (.077); 96-97, 15-45 (.333); 97-98, 0-2 (.000). Total, 37-187 (.198)

PLAYOFFS

YEAR	G-GS	MIN	FG	FGA	PCT	FT	FTA	PCT	OR	DR	TOT	A	PF-D	STL	TO	BLK	PTS	AVG
96-97	3-3	87	12	22	.545	9	9	1.000	0	4	4	6	11-0	2	1	1	3311.0	

Three-point FG: 0-2 (.000)



FORMER PLAYER STATS

WHEAT, DEJUAN	COLLEGE: LOUISVILLE '97	NO: 32	POS: G	HT: 6-0	BIRTHDATE: OCTOBER 14, 1973
---------------	-------------------------	--------	--------	---------	-----------------------------

ACQUIRED: Signed as a free agent on Oct. 23, 1997.
DEPARTED: Unrestricted free agent on July 1, 1998.

YEAR	G-GS	MIN	FG	FGA	PCT	FT	FTA	PCT	OR	DR	TOT	A	PF-D	STL	TO	BLK	PTS	AVG
97-98	34-0	150	20	50	.400	9	15	.600	3	8	11	25	12-0	6	9	1	57	1.7

Three-point FG: 8-17 (.471)

PLAYOFFS

YEAR	G-GS	MIN	FG	FGA	PCT	FT	FTA	PCT	OR	DR	TOT	A	PF-D	STL	TO	BLK	PTS	AVG
97-98	1-0	3	1	2	.500	0	0	---	0	1	1	0	0-0	1	0	0	2	2.0

WILLIAMS, MO	COLLEGE: ALABAMA '03	NO: 25	POS: G	HT: 6-1	BIRTHDATE: DECEMBER 19, 1982
--------------	----------------------	--------	--------	---------	------------------------------

ACQUIRED: Signed as a free agent on July 30, 2014.
DEPARTED: Traded to Charlotte with Troy Daniels in exchange for Gary Neal and a second-round pick on Feb. 10, 2015.

YEAR	G-GS	MIN	FG	FGA	PCT	FT	FTA	PCT	OR	DR	TOT	A	PF-D	STL	TO	BLK	PTS	AVG
14-15	41-19	1149	180	447	.403	80	94	.851	13	85	98	261	103-0	30	102	8	499	12.2

Three-point FG: 14-15, 59-170 (.347)

WILKINS, DAMIEN	COLLEGE: GEORGIA '04	NO: 3	POS: F	HT: 6-6	BIRTHDATE: JANUARY 11, 1980
-----------------	----------------------	-------	--------	---------	-----------------------------

ACQUIRED: From Oklahoma City with Chucky Atkins for Etan Thomas and two future second-round picks on July 27, 2009.
DEPARTED: Unrestricted free agent on July 1, 2010.

YEAR	G-GS	MIN	FG	FGA	PCT	FT	FTA	PCT	OR	DR	TOT	A	PF-D	STL	TO	BLK	PTS	AVG
09-10	80-31	1585	165	381	.433	103	129	.798	72	177	249	135	144-0	66	76	25	451	5.6

Three-point FG: 18-61 (.295)

WILKS, MIKE	COLLEGE: RICE '02	NO: 29	POS: G	HT: 5-10	BIRTHDATE: MAY 7, 1979
-------------	-------------------	--------	--------	----------	------------------------

ACQUIRED: Signed as a free agent on Feb. 12, 2003.
DEPARTED: Qualifying offer rescinded on Sept. 2, 2003.

YEAR	G-GS	MIN	FG	FGA	PCT	FT	FTA	PCT	OR	DR	TOT	A	PF-D	STL	TO	BLK	PTS	AVG
02-03	31-0	324	21	67	.313	16	18	.889	11	19	30	50	31-0	11	12	3	62	2.0

Three-point FG: 02-03, 4-18 (.222)

PLAYOFFS

YEAR	G-GS	MIN	FG	FGA	PCT	FT	FTA	PCT	OR	DR	TOT	A	PF-D	STL	TO	BLK	PTS	AVG
02-03	4-0	7	1	2	.500	0	0	---	0	0	0	0	3-0	0	0	0	3	0.8

Three-point FG: 1-1 (1.000)

WILLIAMS, COREY	COLLEGE: OKLAHOMA STATE '92	NO: 12	POS: G	HT: 6-2	BIRTHDATE: APRIL 24, 1970
-----------------	-----------------------------	--------	--------	---------	---------------------------

ACQUIRED: Signed as a free agent on Feb. 21, 1994.
DEPARTED: Released on Feb. 28, 1994.

YEAR	G-GS	MIN	FG	FGA	PCT	FT	FTA	PCT	OR	DR	TOT	A	PF-D	STL	TO	BLK	PTS	AVG
93-94	4-0	46	5	13	.385	1	1	1.000	1	5	6	6	6-0	2	2	0	11	2.8

Three-point FG: 0-1 (.000)

WILLIAMS, DERRICK	COLLEGE: ARIZONA '11	NO: 7	POS: F	HT: 6-8	BIRTHDATE: MAY 25, 1991
-------------------	----------------------	-------	--------	---------	-------------------------

ACQUIRED: 2011 NBA Draft (1st Round/2nd overall).
DEPARTED: Traded to Sacramento in exchange for Luc Richard Mbah a Moute on Nov. 26, 2013.

YEAR	G-GS	MIN	FG	FGA	PCT	FT	FTA	PCT	OR	DR	TOT	A	PF-D	STL	TO	BLK	PTS	AVG
11-12	66-15	1418	205	498	.412	136	195	.697	77	234	311	38	95-0	30	77	31	583	8.8
12-13	78-56	1916	338	786	.430	192	272	.706	96	334	430	46	127-0	44	101	37	933	12.0
13-14	11-0	162	19	54	.352	14	16	.875	3	23	26	1	9-0	4	6	4	54	4.9
TOTAL	155-71	3496	562	1338	.420	342	483	.708	176	591	767	85	231-0	78	184	72	1570	10.1

Three-point FG: 11-12, 37-138 (.268); 12-13, 65-196 (.332); 13-14, 2-15 (.133). Total, 104-349 (.298)



FORMER PLAYER STATS

WILLIAMS, MICHEAL				COLLEGE: BAYLOR '88				NO: 24/4		POS: G		HT: 6-2		BIRTHDATE: JULY 23, 1966				
-------------------	--	--	--	---------------------	--	--	--	----------	--	--------	--	---------	--	--------------------------	--	--	--	--

ACQUIRED: From Indiana with Chuck Person for Sam Mitchell and Pooh Richardson on Sept. 8, 1992.
DEPARTED: Traded to Toronto for the rights to Zeljko Rebraca and a future first-round pick on Jan. 21, 1999.

YEAR	G-GS	MIN	FG	FGA	PCT	FT	FTA	PCT	OR	DR	TOT	A	PF-D	STL	TO	BLK	PTS	AVG
92-93	76-76	2661	353	791	.446	419	462	.907	84	189	273	661	268-7	118	227	23	1151	15.1
93-94	71-66	2206	314	687	.457	333	397	.839	67	154	221	512	193-3	193	203	24	971	13.7
94-95	1-1	28	1	4	.250	4	5	.800	0	1	1	3	3-0	3	3	0	6	6.0
95-96	9-7	189	13	40	.325	28	33	.848	3	20	23	31	37-0	5	23	3	55	6.1
96-97					Did not play - injured													
97-98	25-0	161	16	48	.333	32	33	.970	2	12	14	32	24-0	9	16	2	64	2.6
TOTAL	182-150	5245	697	1570	.444	816	930	.877	156	376	532	1239	525-10	328	452	52	2247	12.3

Three-point FG: 92-93, 26-107 (.243); 93-94, 10-45 (.222); 95-96, 1-3 (.333); 97-98, 0-4 (.000). Total, 37-159 (.233)

PLAYOFFS Three-point FG: 1-2 (.500)

YEAR	G-GS	MIN	FG	FGA	PCT	FT	FTA	PCT	OR	DR	TOT	A	PF-D	STL	TO	BLK	PTS	AVG
97-98	4-0	58	6	15	.400	7	9	.778	2	7	9	11	14-0	3	3	1	20	5.0

WILLIAMS, SHelden				COLLEGE: DUKE '06				NO: 23		POS: F		HT: 6-9		BIRTHDATE: OCTOBER 21, 1983				
-------------------	--	--	--	-------------------	--	--	--	--------	--	--------	--	---------	--	-----------------------------	--	--	--	--

ACQUIRED: From Sacramento with Bobby Brown for Calvin Booth and Rashad McCants on Feb. 19, 2009.
DEPARTED: Unrestricted free agent on July 1, 2009.

YEAR	G-GS	MIN	FG	FGA	PCT	FT	FTA	PCT	OR	DR	TOT	A	PF-D	STL	TO	BLK	PTS	AVG
08-09	15-0	207	30	68	.441	14	21	.667	24	51	75	4	28-0	10	8	8	74	4.9

WINTER, TREVOR				COLLEGE: MINNESOTA '97				NO: 50		POS: C		HT: 7-0		BIRTHDATE: JANUARY 7, 1974				
----------------	--	--	--	------------------------	--	--	--	--------	--	--------	--	---------	--	----------------------------	--	--	--	--

ACQUIRED: Signed as a free agent on Jan. 3, 1999.
DEPARTED: Released on May 4, 1999.

YEAR	G-GS	MIN	FG	FGA	PCT	FT	FTA	PCT	OR	DR	TOT	A	PF-D	STL	TO	BLK	PTS	AVG
98-99	1-0	5	0	0	---	0	0	---	1	2	3	0	5-0	0	0	0	0	0.0

WOODS, LOREN				COLLEGE: ARIZONA '01				NO: 3		POS: C		HT: 7-1		BIRTHDATE: JUNE 21, 1978				
--------------	--	--	--	----------------------	--	--	--	-------	--	--------	--	---------	--	--------------------------	--	--	--	--

ACQUIRED: 2001 NBA Draft (2nd Round/46th overall).
DEPARTED: Unrestricted free agent on July 1, 2003.

YEAR	G-GS	MIN	FG	FGA	PCT	FT	FTA	PCT	OR	DR	TOT	A	PF-D	STL	TO	BLK	PTS	AVG
01-02	60-0	516	33	96	.344	44	60	.733	46	76	122	22	60-0	17	36	34	110	1.8
02-03	38-11	353	29	76	.382	21	27	.778	27	68	95	19	37-0	10	23	13	80	2.1
TOTAL	98-11	869	62	172	.360	65	87	.747	73	144	217	41	97-0	27	59	47	190	1.9

Three-point FG: 01-02, 0-2 (.000); 02-03, 1-5 (.200). Total, 1-7 (.143)

PLAYOFFS

YEAR	G-GS	MIN	FG	FGA	PCT	FT	FTA	PCT	OR	DR	TOT	A	PF-D	STL	TO	BLK	PTS	AVG
02-03	2-0	2	1	3	.333	0	0	---	1	0	1	0	0-0	0	0	0	1	1.0



FORMER PLAYER STATS

WRIGHT, BRACEY			COLLEGE: INDIANA '05			NO: 6			POS: G			HT: 6-3			BIRTHDATE: JULY 1, 1984			
----------------	--	--	----------------------	--	--	-------	--	--	--------	--	--	---------	--	--	-------------------------	--	--	--

ACQUIRED: 2005 NBA Draft (2nd Round/47th overall).
DEPARTED: Unrestricted free agent on July 1, 2007.

YEAR	G-GS	MIN	FG	FGA	PCT	FT	FTA	PCT	OR	DR	TOT	A	PF-D	STL	TO	BLK	PTS	AVG
05-06	7-0	135	21	51	.412	14	16	.875	3	15	18	5	8-0	1	8	0	62	8.9
06-07	19-0	190	24	60	.400	13	18	.722	7	14	21	15	6-0	9	6	1	67	3.5
TOTAL	26-0	325	45	111	.405	27	34	.794	10	29	39	20	14	10	14	1	129	5.0

Three-point FG: 01-02, 0-2 (.000); 02-03, 1-5 (.200). Total, 1-7 (.143)

YOUNG, THADDEUS			COLLEGE: GEORGIA TECH '07			NO: 33			POS: F			HT: 6-8			BIRTHDATE: JUNE 21, 1988			
-----------------	--	--	---------------------------	--	--	--------	--	--	--------	--	--	---------	--	--	--------------------------	--	--	--

ACQUIRED: Acquired in a three-team trade from Philadelphia along with Anthony Bennett and Andrew Wiggins to Minnesota, Kevin Love to Cleveland and Luc Mbah a Moute and Alexey Shved to Philadelphia on Aug. 23, 2014.
DEPARTED: Traded to Brooklyn for Kevin Garnett on Feb. 19, 2015.

YEAR	G-GS	MIN	FG	FGA	PCT	FT	FTA	PCT	OR	DR	TOT	A	PF-D	STL	TO	BLK	PTS	AVG
14-15	48-48	1605	289	641	.451	88	129	.682	75	170	245	135	115-0	86	75	17	685	14.3

Three-point FG: 14-15, 19-65 (.292)



ALL-TIME JERSEY NUMBERS

Sorted by first regular season game in a Timberwolves uniform and includes players who have appeared in a game through the 2016-17 season

0

Othys Jeffers

1

Adrian Branch
Scott Brooks
Anthony Peeler
Maurice Evans
Rod Strickland
Rashad McCants
Bobby Brown
Ryan Hollins
Sundiata Gaines
Alexey Shved
Glenn Robinson III
Sean Kilpatrick
Tyus Jones

2

Brad Sellers
Gundars Vetra
Askia Jones
Malik Sealy

3

Scott Roth
Chris Smith
Stephon Marbury
Dennis Scott
LaPhonso Ellis
Loren Woods
Oliver Miller
Marcus Banks
Sebastian Telfair
Damien Wilkins
Malcolm Lee
Brandon Roy
Andreian Payne
Kris Dunn

4

Tod Murphy
Gerald Glass
Brad Sellers
Micheal Williams
Spud Webb
Chauncey Billups
Keith McCleod
Randy Foye
Oleksiy Pecherov
Wes Johnson
Robbie Hummel
Greg Smith
Brandon Rush

5

Doug West
Will Avery
Anthony Goldwire
Craig Smith
Martell Webster

Will Conroy
Josh Howard
Gorgui Dieng

6

Bracey Wright
Jason Hart
Robbie Hummel

7

Stanley Jackson
Mark Davis
Terrell Brandon
Anthony Carter
Greg Buckner
Ramon Sessions
Derrick Williams
Lorenzo Brown
Lance Stephenson

8

Rasho Nesterovic
Latrell Sprewell
Ryan Gomes
Michael Beasley
Malcolm Lee
Zach LaVine

9

Tod Murphy
Sam Jacobson
Kendall Gill
Justin Reed
Ricky Rubio

10

Howard Easley
Shane Heal
Wally Szczerbiak
Rodney Carney
Jonny Flynn
Chase Budinger
Damjan Rudez

11

Stojko Vrankovic
Brian Evans
Todd Day
Sasha Pavlovic
Jose Juan Barea
John Lucas III

12

Corey Williams
John Thomas
Ronald Dupree
Kevin Ollie
Luc Richard Mbah a Moute
Jeff Adrien

Gary Neal
Tayshaun Prince

13

Luc Longley
Felipe Lopez
Mike James
Luke Ridnour
Corey Brewer
Miroslav Raduljica

14

Robert Pack
Brian Cardinal
Nikola Pekovic

15

Donald Royal
Darrick Martin
Bill Curley
Gerald Green
Nathan Jawai
Maurice Ager
Anthony Randolph
Mickael Gelabale
Shabazz Muhammad

16

Troy Hudson

17

Charles Shackleford
Nikoloz Tskitishvili
Lou Amundson

18

Omri Casspi

19

Tony Campbell
Sam Cassell
Wayne Ellington

20

Jim Thomas
Tom Hammonds
Gary Trent
Chris Johnson

21

Lance Blanks
Stacey King
Kevin Garnett

22

Gerald Glass
Tom Garrick
Winston Garland

Dean Garrett
Clifford Rozier
Corey Brewer
A.J. Price
Andrew Wiggins

23

Tyrone Corbin
Brian Davis
Trenton Hassell
Shelden Williams
Kevin Martin

24

Pooh Richardson
Michael Williams
Tom Gugliotta
Bobby Jackson
Quincy Lewis
Richie Frahm
Antoine Walker
Anthony Bennett
Andre Miller

25

Bob Thornton
Marlon Maxey
Marc Jackson
Al Jefferson
Mo Williams

26

James Robinson

27

Jordan Hill

28

Andrew Lang

29

Mike Wilks
Alando Tucker

30

Bob McCann
Tellis Frank
Pat Durham
Terry Porter
Mark Blount
Kirk Snyder
Troy Daniels

31

Charles Smith
Reggie Jordan
Ricky Davis
Darko Milicic

32

Tellis Frank
Christian Laettner
DeJuan Wheat
Joe Smith
Fred Hoiberg
Chris Richard
Lazar Hayward
Ronny Turiaf
Karl-Anthony Towns

33

Steve Johnson
Richard Coffey
Marques Bragg
Andrae Patterson
Mike Miller
Dante Cunningham
Thaddeus Young
Adreian Payne

34

Myron Brown
Isaiah Rider
Michael Olowokandi
Jason Collins
Greg Stiemsma

35

Sidney Lowe
Reggie Slater
Mark Madsen

36

Igor Rakocevic

40

Mike Brown
Eric Riley
Paul Grant
Ervin Johnson

41

Thurl Bailey
Eddie Griffin
Kosta Koufos
Justin Hamilton

42

Sam Mitchell
Donyell Marshall
Theo Ratliff
Kevin Love

43

Chris Carr

44

Greg Foster
Cherokee Parks
Anthony Peeler
Ndudi Ebi
Anthony Tolliver

45

Randy Breuer
Chuck Person
Sean Rooks
Andrae Patterson
Cole Aldrich

47

Andrei Kirilenko

50

Felton Spencer
Trevor Winter
Arinze Onuaku

51

Andres Guibert
Michael Doleac

52

Gary Leonard
Dan Godfred
Mark Randall
Calvin Booth
Brad Miller

53

Jerome Allen
Stanley Roberts

54

Brad Lohaus

55


Marko Jaric

88

Nemanja Bjelica



RETIRED NUMBERS



Malik Sealy was tragically killed in an automobile accident on May 20, 2000, cutting short the life of a young man beloved in the Twin Cities and across the country for far more than his on-court skills.

A true professional in every sense of the word, Sealy was actively involved in a wide variety of charitable organizations, including serving on the boards of Wheelchair Charities, Inc., and the Bronx Police Athletic League. He was a regular visitor to the Ronald McDonald House in Minneapolis and took on an active role in various school programs. He also ran basketball clinics in conjunction with the Refugee Project at the Camp Hill Summer Program in North Carolina.

A self-described "Renaissance Man," Sealy was much more than a basketball player. He started a men's accessories company, Malik Sealy XXI, Inc., designing and selling neckties. He also opened Baseline Recording Studios in Manhattan in the Spring of 2000 and enjoyed acting, having a significant role in the movie "Eddie" as well as making guest appearances on television's "The Sentinel" and "Diagnosis Murder."

A member of the Minnesota Timberwolves during the 1998-99 and 1999-00 seasons, Sealy's last season with the Wolves was perhaps the finest of his eight-year NBA career. He played in all 82 games, the last 60 as a starter, averaging 11.3 points per game and helping the Timberwolves to their first 50-win season. The photo of Sealy lying on his back after hitting a three at the buzzer to beat Indiana on Jan. 17, 2000 remains one of the most iconic images in Timberwolves history.

Prior to the Wolves home opener vs. Sacramento on Nov. 4, 2000, the Timberwolves raised Sealy's No. 2 jersey to the rafters in memory of a great person, player and teammate. It remains the only retired jersey in Timberwolves history.



ALL-TIME COLLEGE ROSTER

Sorted by first regular season game in a Timberwolves uniform and includes players who have appeared in a game through the 2016-17 season

ALABAMA

James Robinson
Latrell Sprewell
Mo Williams

ALABAMA-BIRMINGHAM

Stanley Jackson

ARIZONA

Sean Rooks
Loren Woods
Derrick Williams
Chase Budinger
Jordan Hill

ARKANSAS

Andrew Lang
Todd Day
Oliver Miller

AUBURN

Chuck Person

AUSTIN PEAY

Trenton Hassell

BAYLOR

Michael Williams

BOSTON COLLEGE

Howard Easley
Bill Curley
Craig Smith

BOWLING GREEN

Keith McLeod

CAL STATE-FULLERTON

Bobby Brown

CINCINNATI

Sean Kilpatrick
Lance Stephenson

CLEMSON

Greg Buckner

COLORADO

Chauncey Billups

COLORADO STATE

Pat Durham

CONNECTICUT

Chris Smith
Donyell Marshall
Kevin Ollie
A.J. Price
Jeff Adrien

CREIGHTON

Anthony Tolliver

DEPAUL

Tyrone Corbin
Rod Strickland

DUKE

Christian Laettner
Brian Davis
Cherokee Parks
Will Avery
Shelden Williams
Tyus Jones

DUQUESNE

Mike James

EVANSVILLE

Dan Godfread

FLORIDA

Corey Brewer
Chris Richard
Mike Miller

FLORIDA STATE

Sam Cassell

FRESNO STATE

Greg Smith

GEORGETOWN

Charles Smith

GEORGE WASHINGTON

Mike Brown

GEORGIA

Damien Wilkins
Sundiata Gaines

GEORGIA TECH

Stephon Marbury
Tom Hammonds
Dennis Scott
Thaddeus Young

GONZAGA

Richie Frahm
Ronny Turiaf

HAWAII

Anthony Carter

HOUSTON

Anthony Goldwire

ILLINOIS

Kendall Gill

INDIANA

Jim Thomas
Dean Garrett
Andrae Patterson
Brian Evans
Bracey Wright

IOWA

Brad Lohaus
Ricky Davis

IOWA STATE

Fred Hoiberg

KANSAS

Mark Randall
Andrew Wiggins
Cole Aldrich
Brandon Rush

KANSAS STATE

Askia Jones
Michael Beasley

KENTUCKY

Antoine Walker
Tayshaun Prince
Karl-Anthony Towns

LOUISIANA STATE

Stanley Roberts
Ronald Dupree
Anthony Randolph
Chris Johnson
Justin Hamilton

LOUISVILLE

Felton Spencer
DeJuan Wheat
Clifford Rozier
Gorgui Dieng

MARQUETTE

Lazar Hayward

MARYLAND

Adrian Branch
Joe Smith

MEMPHIS

Rodney Carney

MERCER

Sam Mitchell

MIAMI (OH)

Wally Szczerbiak

MICHIGAN

Eric Riley
Glenn Robinson III

MICHIGAN STATE

Maurice Ager
Adreian Payne

MINNESOTA

Randy Breuer
Richard Coffey
Bobby Jackson
Trevor Winter
Sam Jacobson

MINNESOTA (CONT.)

Quincy Lewis
John Thomas

MISSISSIPPI

Gerald Glass
Justin Reed

MISSOURI

Gary Leonard
Anthony Peeler

MOREHEAD STATE

Bob McCann

NEVADA

Kirk Snyder
Ramon Sessions

NEW MEXICO

Luc Longley

NEW MEXICO STATE

Reggie Jordan

NEW ORLEANS

Ervin Johnson

NORTH CAROLINA

Rashad McCants
Wayne Ellington

NORTH CAROLINA STATE

Sidney Lowe
Thurl Bailey
Charles Shackleford
Tom Gugliotta
Spud Webb
Lorenzo Brown

NORTHEASTERN

Jose Juan Barea

NOTRE DAME

Donald Royal
LaPhonso Ellis

OHIO

Gary Trent

OHIO STATE

Tony Campbell
Brad Sellers
Kosta Koufos

OKLAHOMA

Stacey King

OKLAHOMA STATE

Corey Williams
John Lucas III

OREGON

Terrell Brandon
Luke Ridnour

OREGON STATE

Steve Johnson

PACIFIC

Michael Olowokandi

PENN STATE

Calvin Booth

PENNSYLVANIA

Jerome Allen

PITTSBURGH

Mark Blount

PROVIDENCE

Marques Bragg
Ryan Gomes
Kris Dunn

PURDUE

Brian Cardinal
Brad Miller
Robbie Hummel

RHODE ISLAND

Tom Garrick

RICE

Mike Wilks



ALL-TIME COLLEGE ROSTER

Sorted by first regular season game in a Timberwolves uniform and includes players who have appeared in a game through the 2016-17 season

ROBERT MORRIS UNIVERSITY

Othyus Jeffers

SETON HALL

Eddie Griffin

SLIPPERY ROCK

Myron Brown

SOUTHERN CALIFORNIA

Robert Pack

SOUTHERN ILLINOIS

Chris Carr

Troy Hudson

SW MISSOURI STATE

Winston Garland

ST. JOHN'S

Felipe Lopez

Malik Sealy

STANFORD

Mark Madsen

Jason Collins

SYRACUSE

Jonny Flynn

Jason Hart

Wes Johnson

Arinze Onuaku

TEMPLE

Marc Jackson

TEXAS

Lance Blanks

Maurice Evans

TEXAS-EL PASO

Marlon Maxey

Greg Foster

TEXAS TECH

Mark Davis

TOWSON

Gary Neal

UC-IRVINE

Tod Murphy

Scott Brooks

Bob Thornton

UCLA

Pooh Richardson

Darrick Martin

Kevin Love

Ryan Hollins

Malcolm Lee

Shabazz Muhammad

Luc Richard Mbah a Moute

Zach LaVine

UNLV

Isaiah Rider

Marcus Banks

Lou Amundson

Anthony Bennett

UTAH

Michael Doleac

Andre Miller

VILLANOVA

Doug West

Randy Foye

Dante Cunningham

VIRGINIA COMMONWEALTH

Troy Daniels

WAKE FOREST

Josh Howard

WASHINGTON

Brandon Roy

Will Conroy

WESTERN CAROLINA

Kevin Martin

WESTERN KENTUCKY

Frank Tellis

WISCONSIN

Scott Roth

Paul Grant

Alando Tucker

Greg Stiemsma

WISCONSIN-STEVEN'S POINT

Terry Porter

WYOMING

Reggie Slater

Theo Ratliff

NO COLLEGE

Gundars Vetra

Andres Guibert

Kevin Garnett

Shane Heal

Stojko Vrankovic

Rasho Nesterovic

Igor Rakocevic

Ndudi Ebi

Marko Jaric

Nikoloz Tskitishvili

Al Jefferson

Sebastian Telfair

Gerald Green

Sasha Pavlovic

Oleksiy Pecherov

Nathan Jawai

Darko Milicic

Nikola Pekovic

Martell Webster

Ricky Rubio

Andrei Kirilenko

Alexey Shved

Mickael Gelabale

Miroslav Raduljica

Nemanja Bjelica

Damjan Rudez

Omri Casspi



WOLVES DRAFT HISTORY

** indicates player was traded on draft night*

1989 DRAFT

Jerome "Pooh" Richardson, UCLA
(1st round - 10th overall)

Gary Leonard, Missouri
(2nd round - 34th overall)

Doug West, Villanova
(2nd round - 38th overall)

1990 DRAFT

Felton Spencer, Louisville
(1st round - 6th overall)

Gerald Glass, Mississippi
(1st round - 20th overall)

1991 DRAFT

Luc Longley, New Mexico
(1st round - 7th overall)

Myron Brown, Slippery Rock
(2nd round - 34th overall)

1992 DRAFT

Christian Laettner, Duke
(1st round - 3rd overall)

Marlon Maxey, Texas-El Paso
(2nd round - 28th overall)

Chris Smith, Connecticut
(2nd round - 34th overall)

Tim Burroughs, Jacksonville
(2nd round - 51st overall)

1993 DRAFT

Isaiah Rider, Nevada-Las Vegas
(1st round - 5th overall)

Sherron Mills, Va. Commonwealth
(2nd round - 29th overall)

1994 DRAFT

Donyell Marshall, Connecticut
(1st round - 4th overall)

Howard Easley, Boston College
(2nd round - 30th overall)

1995 DRAFT

Kevin Garnett, Farragut Academy HS
(1st round - 5th overall)

Mark Davis, Texas Tech
(2nd round - 48th overall)

Jerome Allen, Pennsylvania
(2nd round - 49th overall)

1996 DRAFT

Ray Allen, Connecticut*
(1st round - 5th overall)

1997 DRAFT

Paul Grant, Wisconsin
(1st round - 20th overall)

Gordon Malone, West Virginia
(2nd round - 44th overall)

1998 DRAFT

Rasho Nesterovic, Kinder Bologna
(1st round - 17th overall)

Andrae Patterson, Indiana
(2nd round - 46th overall)

1999 DRAFT

Wally Szczerbiak, Miami of Ohio
(1st round - 6th overall)

William Avery, Duke
(1st round - 14th overall)

Louis Bullock Jr., Michigan*
(2nd round - 42nd overall)

2000 DRAFT

Igor Rakocevic, Red Star Belgrade
(2nd round - 51st overall)

2001 DRAFT

Loren Woods, Arizona
(2nd round - 46th overall)

2002 DRAFT

Marcus Taylor, Michigan State
(2nd round - 52nd overall)

2003 DRAFT

Ndudi Ebi, Westbury Christian HS
(1st round - 26th overall)

Rick Rickert, Minnesota
(2nd round - 55th overall)

2004 DRAFT

Blake Stepp, Gonzaga
(2nd round - 58th overall)

2005 DRAFT

Rashad McCants, North Carolina
(1st round - 14th overall)

Bracey Wright, Indiana
(2nd round - 47th overall)

2006 DRAFT

Brandon Roy, Washington*
(1st round - 6th overall)

Craig Smith, Boston College
(2nd round - 36th overall)

Bobby Jones, Washington*
(2nd round - 37th overall)

Loukas Mavrokefalidis, Greece
(2nd round - 57th overall)

2007 DRAFT

Corey Brewer, Florida
(1st round - 7th overall)

Chris Richard, Florida
(2nd round - 41st overall)

2008 DRAFT

O.J. Mayo, USC*
(1st round - 3rd overall)

Nikola Pekovic, Montenegro
(2nd round - 31st overall)

Mario Chalmers, Kansas*
(2nd round - 34th overall)

2009 DRAFT

Ricky Rubio, Spain
(1st round - 5th overall)

Jonny Flynn, Syracuse
(1st round - 6th overall)

Ty Lawson, North Carolina*
(1st round - 18th overall)

Wayne Ellington, North Carolina
(1st round - 28th overall)

Nick Calathes, Florida*
(2nd round - 45th overall)

Henk Norel, Netherlands
(2nd round - 47th overall)

2010 DRAFT

Wesley Johnson, Syracuse
(1st round - 4th overall)

Luke Babbitt, Nevada*
(1st round - 16th overall)

Trevor Booker, Clemson*
(1st round - 23th overall)

Paulo Prestes, Brazil
(2nd round - 45th overall)

Hamady Ndiaye, Rutgers*
(2nd round - 56th overall)

2011 DRAFT

Derrick Williams, Arizona
(1st round - 2nd overall)

Donatas Motiejunas, Lithuania*
(1st round - 20th overall)

2012 DRAFT

Robbie Hummel, Purdue
(2nd round - 58th overall)

2013 DRAFT

Trey Burke, Michigan*
(1st round - 9th overall)

Anthony Roberson, Florida*
(1st round, 26th overall)

Lorenzo Brown, North Carolina State
(2nd round, 52nd overall)

Bojan Dubljevic, Montenegro
(2nd round, 59th overall)

2014 DRAFT

Zach LaVine, UCLA
(1st round - 13th overall)

Glenn Robinson III, Michigan
(2nd round - 40th overall)

Markel Brown, Oklahoma State*
(2nd round - 44th overall)

Alessandro Gentile, Italy*
(2nd round - 53rd overall)

2015 DRAFT

Karl-Anthony Towns, Kentucky
(1st round - 1st overall)

Cedi Osman, Turkey*
(2nd round - 31st overall)

Rakeem Christmas, Syracuse*
(2nd round - 36th overall)

2016 DRAFT

Kris Dunn, Providence
(1st round - 5th overall)

2017 DRAFT

Lauri Markkanen, Arizona*
(1st round - 7th overall)



WOLVES TRANSACTIONS

1988

JULY 21

Named Billy McKinney director of player personnel.

AUGUST 23

Named Bill Musselman head coach.

1989

JUNE 12

Lost NBA Expansion coin flip with the Orlando Magic in Los Angeles. The Magic elected to take the first selection in the 1989 NBA Expansion Draft, giving the Timberwolves the 10th pick overall in the 1989 NBA College Draft.

JUNE 15

Acquired the Milwaukee Bucks' second-round selection (34th overall) in the 1989 NBA College Draft for agreeing to select Mark Davis in the 1989 NBA Expansion Draft. Selected 11 players in the 1989 NBA Expansion Draft: Rick Mahorn, 6-10 forward from Detroit Pistons; Tyrone Corbin, 6-6 forward from Phoenix Suns; Steve Johnson, 6-10 center from Portland Trail Blazers; Brad Lohaus, 7-0 forward from Sacramento Kings; David Rivers, 6-0 guard from Los Angeles Lakers; Mark Davis, 6-5 guard from Milwaukee Bucks; Scott Roth, 6-8 forward from San Antonio Spurs; Shelton Jones, 6-9 forward from Philadelphia 76ers; Eric White, 6-8 forward from Los Angeles Clippers; Maurice Martin, 6-6 guard from Denver Nuggets; Gunther Behnke, 7-4 center from Cleveland Cavaliers.

JUNE 27

Selected UCLA guard Jerome "Pooh" Richardson with the 10th pick in the first round of the 1989 NBA College Draft. The Wolves also selected Missouri center Gary Leonard (second round, 34th overall) and Villanova guard/forward Doug West (second round, 38th overall).

JULY 26

Signed free agent forward Sam Mitchell to a two-year contract.

AUGUST 3

Signed restricted free agent guard Sidney Lowe to a two-year contract.

AUGUST 16

Signed free agent forward Tod Murphy to a two-year contract.

AUGUST 21

Signed second-round draft pick center Gary Leonard to a three-year contract. Named Tom Thibodeau assistant coach.

AUGUST 31

Signed first-round draft pick guard Pooh Richardson to a four-year contract and second-round draft pick guard Doug West to a three-year contract.

SEPTEMBER 12

Signed free agent guard Conner Henry and free-agent forward Donald Royal to contracts.

SEPTEMBER 13

Signed free agent guard Tony Campbell to a four-year contract.

SEPTEMBER 18

Named Bob Zuffelato assistant coach.

OCTOBER 6

Placed hold-out center Steve Johnson on the suspended list.

OCTOBER 20

Signed free agent guard/forward Adrian Branch to a two-year contract.

OCTOBER 27

Traded forward Rick Mahorn to the Philadelphia 76ers for 1990 first-and second-round draft picks, a 1991 second-round draft pick and a conditional 1992 second-round pick.

DECEMBER 13

Activated center Steve Johnson and placed forward Scott Roth (broken nose) on the injured list.

DECEMBER 23

Activated forward Scott Roth from the injured list and waived guard/forward Adrian Branch.

1990

JANUARY 4

Traded forward Brad Lohaus to the Milwaukee Bucks for center Randy Breuer and a conditional one-time exchange of second-round draft picks in 1991 or 1992.

JANUARY 11

Placed center Steve Johnson (stomach ulcer) on the injured list.

FEBRUARY 15

Activated center Steve Johnson from the injured list.

FEBRUARY 22

Traded center Steve Johnson and a conditional 1991 second-round draft pick to the Seattle SuperSonics for forward Brad Sellers.

JUNE 26

Acquired guard Scott Brooks from the Philadelphia 76ers for a 1990 second-round draft pick (32nd overall).

JUNE 27

Waived forward Brad Sellers.

JUNE 28

Selected Louisville center Felton Spencer with the sixth pick and Mississippi guard Gerald Glass with the 20th pick in the first round of the 1990 NBA Draft.

JULY 6

Waived forward Scott Roth.

SEPTEMBER 27

Announced that guard Sidney Lowe retired to become the club's television broadcast analyst.

OCTOBER 2

Signed free agent forward Richard Coffey to a two-year contract.

OCTOBER 3

Signed first-round draft pick center Felton Spencer to a five-year contract.

OCTOBER 9

Signed first-round draft pick guard Gerald Glass to a four-year contract.

OCTOBER 31

Waived center Gary Leonard. Signed free agent guard Jim Thomas.

NOVEMBER 10

Waived guard Jim Thomas. Acquired forward/center Bob Thornton from the Philadelphia 76ers in exchange for a 1991 second-round draft pick.

NOVEMBER 29

Announced Billy McKinney resigned his position as director of player personnel.

DECEMBER 4

Promoted Jim Brewer to director of player personnel.

DECEMBER 6

Placed forward Bob Thornton (broken wrist) on the injured list.

DECEMBER 29

Signed free agent forward Dan Godfred to a 10-day contract.

1991

JANUARY 7

Signed forward Dan Godfred to a second 10-day contract.

JANUARY 18

Signed forward Dan Godfred to a contract for the remainder of the season.

APRIL 22

Relieved head coach Bill Musselman and assistant coach Tom Thibodeau of their duties.

APRIL 24

Signed guard Scott Brooks to a four-year contract.

MAY 5

Relieved assistant coach Eric Musselman of his duties.

JUNE 19

Named Jimmy Rodgers head coach.

JUNE 20

Released forward Richard Coffey.

JUNE 26

Selected New Mexico center Luc Longley with the seventh pick in the first round of the 1991 NBA Draft. The Wolves also selected Slippery Rock guard Myron Brown (second round, 34th overall).

JULY 18

Named Jim Brewer and Sidney Lowe assistant coaches.

AUGUST 17

Renounced the rights to forward Donald Royal.

OCTOBER 4

Signed second-round draft pick guard Myron Brown to a two-year contract.

NOVEMBER 19

Signed first-round draft pick center Luc Longley to a four-year contract and placed him on the suspended list to start the season.

NOVEMBER 25

Acquired forward Thurl Bailey and a 1992 second-round draft pick from the Utah Jazz for forward Tyrone Corbin.



WOLVES TRANSACTIONS

NOVEMBER 29

Activated center Luc Longley from the suspended list and released forward Tellis Frank.

DECEMBER 5

Placed center Felton Spencer (fracture to the ethmoid bone of the right eye) on the injured list.

DECEMBER 18

Waived guard Myron Brown and activated center Felton Spencer from the injured list.

DECEMBER 30

Placed forward Tod Murphy (sprained left foot) on the injured list.

1992

JANUARY 2

Claimed forward Mark Randall off waivers from the Chicago Bulls.

FEBRUARY 10

Placed center Felton Spencer (sprained ankle) on the injured list.

MARCH 6

Activated center Felton Spencer from the injured list.

APRIL 6

Signed guard/forward Doug West to a four-year contract extension.

JUNE 1

Named Jack McCloskey general manager.

JUNE 16

Announced the club did not exercise the option on forward Tod Murphy's contract for the 1992-93 season.

JUNE 24

Selected Duke center Christian Laettner with the third pick in the first round of the 1992 NBA Draft. The Wolves also selected UTEP forward Marlon Maxey (second round, 28th overall), Connecticut guard Chris Smith (second round, 34th overall), and Jacksonville forward Tim Burroughs (second round, 51st overall).

JULY 2

Signed guard/forward Gundars Vetra from Unified (Russia) National Team to a multi-year contract.

JULY 10

Named Stan Novak scout.

JULY 20

Signed second-round draft pick forward Marlon Maxey to a four-year contract.

JULY 23

Promoted Jim Brewer to assistant to the general manager and named Chuck Davisson assistant coach.

AUGUST 5

Signed free agent forward Bob McCann to a one-year contract.

AUGUST 28

Signed second-round draft pick guard Chris Smith to a multi-year contract.

SEPTEMBER 2

Named Rob Babcock full-time scout.

SEPTEMBER 8

Acquired forward Chuck Person and guard Micheal Williams from the Indiana Pacers for forward Sam Mitchell and guard Pooh Richardson.

SEPTEMBER 4

Traded guard Tony Campbell to the New York Knicks for future considerations.

SEPTEMBER 25

Traded guard Scott Brooks to the Houston Rockets for future considerations.

OCTOBER 14

Signed first-round draft pick forward Christian Laettner to a six-year contract.

NOVEMBER 5

Placed forward Marlon Maxey (synovitis of the left knee) on the injured list.

NOVEMBER 15

Acquired guard Lance Blanks, forward Brad Sellers and a future second-round draft pick from the Detroit Pistons for guard/forward Gerald Glass and forward Mark Randall.

DECEMBER 3

Placed guard/forward Gundars Vetra (lower back strain) on the injured list and activated forward Marlon Maxey from the injured list.

1993

JANUARY 2

Placed guard Lance Blanks (cartilage damage in right knee) on the injured list and activated guard/forward Gundars Vetra from the injured list.

JANUARY 11

Relieved head coach Jimmy Rodgers of his duties and named Sidney Lowe interim head coach.

JANUARY 30

Placed guard/forward Gundars Vetra (cartilage damage in right knee) on the injured list and activated guard Lance Blanks from the injured list.

MARCH 15

Placed forward Thurl Bailey (dislocated toe) on the injured list and activated guard/forward Gundars Vetra from the injured list.

MARCH 24

Promoted Sidney Lowe from interim head coach to head coach. Placed center Luc Longley (sprained right foot) on the injured list and activated forward Thurl Bailey from the injured list.

JUNE 21

Named Kevin McHale broadcast television analyst and special assistant coach. Named Bob Weinbauer assistant coach.

JUNE 30

Acquired forward/center Mike Brown from the Utah Jazz for center Felton Spencer. Selected UNLV guard/forward Isaiah (J.R.) Rider with the fifth pick in the first round of the 1993 NBA Draft. The Wolves also selected Virginia Commonwealth forward Sherron Mills (second round, 29th overall).

JULY 7

Renounced the rights to forwards Brad Sellers and Bob McCann and waived guard Lance Blanks.

AUGUST 2

Signed free agent guard/forward Brian Davis to a multi-year contract.

AUGUST 20

Acquired the rights to forward Conrad McRae from the Washington Bullets for forward Tim Burroughs.

AUGUST 30

Signed free agent guards Jo Jo English and Stanley Jackson and forward Tellis Frank.

OCTOBER 27

Signed first-round draft pick guard/forward Isaiah Rider to a seven-year contract.

NOVEMBER 4

Traded guard Jo Jo English to the Chicago Bulls for future considerations. Placed guard Stanley Jackson (sprained left wrist) on the injured list.

DECEMBER 1

Placed forward Marlon Maxey (bruised right hand) on the injured list and activated guard Stanley Jackson from the injured list.

DECEMBER 10

Placed guard/forward Doug West (rib separation) on the injured list and activated forward Marlon Maxey from the injured list.

DECEMBER 20

Placed guard Stanley Jackson (sprained left wrist) on the injured list and activated guard/forward Doug West from the injured list.

1994

FEBRUARY 18

Placed guard Micheal Williams (sprained right wrist) on the injured list.

FEBRUARY 21

Signed guard Corey Williams to a 10-day contract.

FEBRUARY 23

Acquired center Stacey King from the Chicago Bulls for center Luc Longley.

FEBRUARY 28

Waived guard Corey Williams and activated guard Micheal Williams from the injured list.

MARCH 2

Placed guard Micheal Williams (sprained right wrist) on the injured list and activated guard Stanley Jackson from the injured list.

MARCH 10

Placed guard Stanley Jackson (sprained left wrist) on the injured list and activated guard Micheal Williams from the injured list.

APRIL 6

Placed forward/center Stacey King (chondral fracture, right knee) on the injured list and activated guard Stanley Jackson from the injured list.



WOLVES TRANSACTIONS

APRIL 13

Placed forward Tellis Frank (strained arch, left foot) on the injured list and signed and activated forward/center Andres Guibert.

APRIL 29

Announced assistant coach Bob Weinbauer accepted the position of Vice President of Basketball Pperations with the Houston Rockets.

JUNE 29

Selected Connecticut forward Donyell Marshall with the fourth pick in the first round of the 1994 NBA Draft. The Wolves also selected Boston College guard Howard Easley (second round, 30th overall). Acquired the rights to center Zeljko Rebraca from the Seattle SuperSonics for a 1996 second-round draft pick.

JULY 1

Exercised the option on forward Chuck Person's contract, making him an unrestricted free agent.

AUGUST 17

Relieved head coach Sidney Lowe, assistant to the general manager/assistant coach Jim Brewer and assistant coach Chuck Davison of their duties.

AUGUST 18

Named Kevin McHale assistant general manager and Chris Palmer trainer. Promoted Rob Babcock to director of player personnel and Stan Novak to director of scouting.

AUGUST 29

Named Bill Blair head coach.

SEPTEMBER 6

Named Mike Schuler assistant coach.

SEPTEMBER 9

Named Randy Wittman assistant coach.

SEPTEMBER 19

Signed free agent forward Andres Guibert and free agent guard Askia Jones.

SEPTEMBER 26

Signed first-round draft pick forward Donyell Marshall to a nine-year contract.

SEPTEMBER 28

Named Greg Ballard assistant coach.

SEPTEMBER 29

Signed free agent center Charles Shackleford.

OCTOBER 3

Signed free agent guard Dave Jamerson and free agent forward Pat Durham.

OCTOBER 5

Signed second-round draft pick guard Howard Easley to a one-year contract.

NOVEMBER 1

Acquired center Sean Rooks from the Dallas Mavericks for a conditional 1996, 1997 or 1998 first-round draft pick. Waived guard Dave Jamerson and forward Pat Durham.

NOVEMBER 2

Waived forward Marlon Maxey.

NOVEMBER 3

Placed center Melvin Robinson (tendinitis, left ankle) and center Charles Shackleford (strained lower back) on the injured list.

NOVEMBER 11

Placed guard Micheal Williams (torn plantar fascia, left heel) on the injured list and signed free agent guard Winston Garland.

NOVEMBER 24

Waived guard Askia Jones and signed free agent forward Pat Durham.

DECEMBER 16

Placed center Stacey King (sprained left ankle) on the injured list and signed free agent forward Greg Foster.

DECEMBER 30

Placed forward Andres Guibert (strained lower back) on the injured list and activated center Stacey King from the injured list.

1995

JANUARY 11

Placed center Stacey King (sprained left ankle) on the injured list and activated center Charles Shackleford from the injured list.

FEBRUARY 1

Placed guard Chris Smith (Achilles' tendinitis, right foot) on the injured list and activated center Stacey King from the injured list.

FEBRUARY 13

Waived guard Howard Easley and signed free agent guard Darrick Martin to a 10-day contract.

FEBRUARY 14

Placed center Stacey King (sprained left ankle) on the injured list and activated guard Chris Smith.

FEBRUARY 18

Acquired forward Tom Gugliotta from the Golden State Warriors for forward Donyell Marshall.

FEBRUARY 25

Signed guard Darrick Martin to a second 10-day contract.

FEBRUARY 26

Placed center Charles Shackleford (strained lower back) on the injured list and activated center Stacey King from the injured list.

FEBRUARY 27

Waived center Charles Shackleford.

FEBRUARY 28

Announced the retirement of general manager Jack McCloskey, effective at the conclusion of the 1995 NBA Draft.

MARCH 3

Placed forward Pat Durham (sprained right ankle) on the injured list and activated forward Andres Guibert from the injured list.

MARCH 7

Signed guard Darrick Martin to a contract for the remainder of the season.

MARCH 12

Placed forward Andres Guibert (strained lower back) on the injured list and activated forward Pat Durham from the injured list.

MAY 11

Promoted Kevin McHale to vice president of basketball operations. Named Phil "Flip" Saunders general manager and Jerry Sichting director of scouting and player development.

JUNE 24

Forward Andres Guibert is taken with the fifth overall pick by the Toronto Raptors in the 1995 Expansion Draft.

JUNE 28

Selected Farragut Academy H.S. (Chicago) forward Kevin Garnett with the fifth pick in the first round of the 1995 NBA Draft. The Wolves also selected Texas Tech guard Mark Davis (second round, 48th overall) and Pennsylvania guard Jerome Allen (second round, 49th overall).

SEPTEMBER 29

Signed free agent forward Sam Mitchell to a multi-year contract.

OCTOBER 2

Signed first-round draft pick forward Kevin Garnett to a three-year contract.

OCTOBER 5

Signed guard/forward Doug West to a contract extension.

OCTOBER 6

Signed second-round draft picks guard/forward Mark Davis and guard Jerome Allen, and free agents guard Darrick Martin and forward Marques Bragg.

OCTOBER 10

Signed center Sean Rooks to a one-year contract.

OCTOBER 14

Signed free agent center Eric Riley.

OCTOBER 16

Signed forward Tom Gugliotta and free agent guard Terry Porter to multi-year contracts.

NOVEMBER 1

Waived guard Darrick Martin.

NOVEMBER 2

Placed center Eric Riley (supra patella bursitis, right knee) on the injured list.

NOVEMBER 14

Placed center Christian Laettner (sprained left ankle) on the injured list and activated center Eric Riley from the injured list.

NOVEMBER 25

Placed center Eric Riley (quadriceps tendinitis, right knee) on the injured list and activated center Christian Laettner from the injured list.

DECEMBER 5

Placed guard Micheal Williams (plantar fascia strain, left heel) on the injured list. Signed guard Charles Smith.



WOLVES TRANSACTIONS

DECEMBER 18

Relieved head coach Bill Blair of his duties. Named general manager Flip Saunders head coach, and director of scouting and player development Jerry Sichting assistant coach.

1996

JANUARY 4

Waived guard Charles Smith.

JANUARY 12

Acquired guard Darrick Martin from the Vancouver Grizzlies for a 1996 second-round draft pick.

FEBRUARY 22

Acquired center Andrew Lang and guard Anthony "Spud" Webb from the Atlanta Hawks for center Christian Laettner and center Sean Rooks.

FEBRUARY 23

Placed guard Jerome Allen (bursitis, right knee) on the injured list and activated center Eric Riley from the injured list.

MARCH 6

Placed forward Sam Mitchell (sprained right ankle) on the injured list.

MARCH 13

Activated forward Sam Mitchell from the injured list.

MARCH 20

Placed center Andrew Lang (slight tear, left calf muscle) on the injured list.

MARCH 22

Placed guard/forward Doug West (plantar fascia, right foot) on the injured list and activated guard Jerome Allen from the injured list.

APRIL 2

Placed guard Darrick Martin (tendinitis, right shoulder) on the injured list and activated center Andrew Lang and guard/forward Doug West from the injured list.

JUNE 26

Selected Connecticut guard Ray Allen with the fifth pick in the first round of the 1996 NBA Draft. Acquired guard Stephon Marbury (the fourth pick in the first round of the 1996 NBA Draft) from the Milwaukee Bucks for Ray Allen and a future first-round draft pick.

JUNE 29

Acquired center Cherokee Parks from the Dallas Mavericks for restructuring the conditions of the first-round pick owed to Dallas from the Nov. 1, 1994 Sean Rooks trade. Dallas received Minnesota's first-round pick in 1997.

JULY 11

Reacquired the future first-round pick sent to Milwaukee in the June 26, 1996 Stephon Marbury trade for center Andrew Lang.

JULY 18

Signed guard Stephon Marbury to a three-year contract.

JULY 19

Signed free agent guard Chris Carr to a multi-year contract.

JULY 23

Acquired guard James Robinson, forward Bill Curley and a first-round draft pick in 1997 or 1998 from the Portland Trail Blazers for guard/forward Isaiah Rider.

SEPTEMBER 6

Signed center Stojko Vrankovic to a multi-year contract.

SEPTEMBER 18

Signed free agent guard Shane Heal, forward Dean Garrett and forward Virginus Praskevicius.

OCTOBER 31

Placed guard Micheal Williams (plantar fascia strain, left heel), forward Bill Curley (right ankle surgery) and forward Virginus Praskevicius (strained left ankle) on the injured list.

1997

FEBRUARY 17

Waived forward Virginus Praskevicius.

MARCH 18

Placed guard Chris Carr (bursitis, left ankle) on the injured list.

MARCH 19

Signed free agent guard Reggie Jordan to a 10-day contract.

MARCH 29

Signed guard Reggie Jordan to a second 10-day contract.

APRIL 8

Signed guard Reggie Jordan to a contract for the remainder of the season.

APRIL 21

Activated guard Chris Carr from the injured list and placed him on the playoff roster. Removed guard Reggie Jordan from the playoff roster.

JUNE 23

Received the 20th pick in the first round of the 1997 NBA Draft from the Portland Trail Blazers to complete the July 23, 1996 Isaiah Rider trade.

JUNE 25

Selected Wisconsin center Paul Grant with the 20th pick in the first round of the 1997 NBA Draft. The Wolves also selected West Virginia forward Gordan Malone (second round, 44th overall). Acquired center Stanley Roberts from the Los Angeles Clippers for center Stojko Vrankovic.

JULY 10

Named Ed Prohovsky special assistant to the vice president of basketball operations.

JULY 15

Signed general manager/head coach Flip Saunders to a five-year contract extension.

SEPTEMBER 12

Signed first-round draft pick center Paul Grant to a three-year contract.

OCTOBER 1

Signed forward Kevin Garnett to a multi-year contract extension. Signed free agent center Clifford Rozier.

OCTOBER 10

Signed free agent guard Reggie Jordan.

OCTOBER 23

Signed free agent guard DeJuan Wheat.

OCTOBER 30

Waived guard Shane Heal. Placed forward Bill Curley (right thigh stress reaction), center Paul Grant (sprained right foot), and guard Micheal Williams (sore right hamstring) on the injured list.

NOVEMBER 25

Waived center Clifford Rozier and signed free agent forward Tom Hammonds.

DECEMBER 22

Placed guard DeJuan Wheat (bursitis of the right knee) on the injured list and activated guard Micheal Williams from the injured list.

1998

JANUARY 30

Placed guard Chris Carr (sprained left ankle) on the injured list and activated guard DeJuan Wheat from the injured list.

FEBRUARY 18

Acquired guard Anthony Peeler from the Vancouver Grizzlies for guard Doug West.

FEBRUARY 4

Placed forward Tom Gugliotta (sore right ankle) on the injured list and activated guard Chris Carr from the injured list.

MARCH 16

Placed guard Chris Carr (sprained left ankle) on the injured list and activated forward Bill Curley from the injured list.

JUNE 25

Selected Virtus Kinder Bologna (Italy) center Rasho Nesterovic with the 17th pick in the first round of the 1998 NBA Draft. The Wolves also selected Indiana forward Andrae Patterson (second round, 46th overall).

1999

JANUARY 21

Acquired guard Bobby Jackson and center Dean Garrett from the Denver Nuggets in a three-team trade that also included the Toronto Raptors. Sent guard Micheal Williams, the rights to center Zeljko Rebraca, and a future first-round draft pick to the Raptors. Re-signed free-agent forward Sam Mitchell.

JANUARY 22

Signed free agent guard/forward Malik Sealy and free agent guard Troy Hudson, and re-signed free agent guard Reggie Jordan.

JANUARY 23

Signed free agent forward Joe Smith and re-signed free agent forward Tom Hammonds.

JANUARY 30

Signed free agent center Trevor Winter.

FEBRUARY 3

Waived guard Troy Hudson.

FEBRUARY 4

Placed center Trevor Winter (left knee tendinitis) on the injured list.

FEBRUARY 19

Placed center Paul Grant (right knee tendinitis) and guard Reggie Jordan (lower back spasms) on the injured list.



WOLVES TRANSACTIONS

MARCH 11

Acquired guard Terrell Brandon from the Milwaukee Bucks and forward Brian Evans and future considerations from the New Jersey Nets in a three-team trade. Sent guard Stephon Marbury, guard Chris Carr and forward Bill Curley to the Nets, and center Paul Grant to the Bucks. Activated guard Reggie Jordan from the injured list.

MARCH 12

Placed guard/forward Malik Sealy (left ankle injury) on the injured list.

MARCH 16

Placed guard Anthony Peeler (strained left calf) on the injured list and activated center Trevor Winter from the injured list.

MARCH 17

Signed forward Bill Curley for the remainder of the season, after he was waived by New Jersey on March 13. Signed free agent guard/forward Dennis Scott to a 10-day contract. Placed center Trevor Winter (sore lower back) on the injured list.

MARCH 26

Signed free agent guard James Robinson to a 10-day contract. Waived forward Brian Evans.

MARCH 27

Signed guard/forward Dennis Scott for the remainder of the season.

APRIL 7

Placed guard Terrell Brandon (right thigh contusion) on the injured list. Activated guard/forward Malik Sealy from the injured list. Signed guard James Robinson to a second 10-day contract.

APRIL 17

Signed guard James Robinson for the remainder of the season.

APRIL 21

Placed guard/forward Malik Sealy (sprained left ankle) and guard Reggie Jordan (sprained right ankle) on the injured list. Activated guards Terrell Brandon and Anthony Peeler from the injured list.

MAY 1

Placed guard/forward Dennis Scott (right knee tendinitis) on the injured list. Activated guard/forward Malik Sealy from the injured list.

MAY 4

Placed forward Bill Curley (sprained right wrist) on the injured list. Waived center Trevor Winter. Signed center Rasho Nesterovic to a multi-year contract and placed him on the active roster.

JUNE 30

Selected Miami of Ohio forward Wally Szczerbiak with the sixth pick and Duke guard William Avery with the 14th pick in the first round of the 1999 NBA Draft. The Wolves also selected Michigan guard Louis Bullock (second round, 42nd overall). Traded the rights to Louis Bullock to the Orlando Magic for cash considerations.

JULY 7

Announced assistant coach Randy Wittman accepted the position of head coach with the Cleveland Cavaliers.

JULY 29

Signed general manager/head coach Flip Saunders to a multi-year contract extension.

AUGUST 2

Signed first-round draft pick forward Wally Szczerbiak to a multi-year contract.

AUGUST 5

Named Sidney Lowe assistant coach.

AUGUST 17

Re-signed free agent forwards Joe Smith and Tom Hammonds.

AUGUST 19

Signed first-round draft pick guard William Avery to a multi-year contract.

AUGUST 24

Re-signed free agent guard Terrell Brandon.

AUGUST 26

Re-signed free agent forward Andrae Patterson.

DECEMBER 3

Waived forward Lou Roe and center Danny Schayes.

DECEMBER 17

Placed center Dean Garrett (synovitis, left knee) on the injured list. Activated forward Andrae Patterson.

DECEMBER 30

Placed forward Wally Szczerbiak (inflammation, right knee) and guard Bobby Jackson (bruised and strained right knee) on the injured list.

2000

JANUARY 2

Signed free agent center Eric Riley to a 10-day contract.

JANUARY 6

Activated center Dean Garrett.

JANUARY 7

Activated guard Bobby Jackson. Placed forward Andrae Patterson (further rehabilitation on surgically-repaired right knee) on the injured list. Re-signed center Eric Riley to a second 10-day contract.

JANUARY 11

Waived center Eric Riley. Activated forward Wally Szczerbiak from the injured list.

MAY 31

Announced assistant coach Sidney Lowe accepted the position of head coach with the Vancouver Grizzlies.

JUNE 28

Selected guard Igor Rakocevic (second round, 51st overall) from Belgrade, Yugoslavia, in the 2000 NBA Draft.

JULY 11

Named Jimmy Williams and Don Zierden assistant coaches and Brent Haskins video coordinator.

AUGUST 8

Re-signed forward Joe Smith to a one-year contract and signed free agent forward Chauncey Billups to a multi-year contract.

OCTOBER 3

Signed free agent guards Corey Beck, Todd Day, and Steve Hart, free agent forwards Damian Owens and Reggie Slater, and free agent center John Coker.

OCTOBER 4

Signed free agent forward LaPhonso Ellis to a one-year contract.

OCTOBER 7

Signed free agent center Sharone Wright to a one-year contract.

OCTOBER 8

Waived center John Coker.

OCTOBER 13

Waived guard Steve Hart and forward Damian Owens.

OCTOBER 17

Signed free agent guard Sam Jacobson to a one-year contract. Exercised the 2001-02 option on the contract of center Rasho Nesterovic.

OCTOBER 25

Contract of Joe Smith voided by the NBA.

OCTOBER 26

Waived guard Corey Beck.

OCTOBER 28

Waived center Sharone Wright.

OCTOBER 30

Placed guard Todd Day (hyperextended left knee), forward Tom Hammonds (sore ankles) and forward Andrae Patterson (sore right knee) on the injured list.

NOVEMBER 17

Placed guard Sam Jacobson (patella tendinitis, left knee) on the injured list and activated guard Todd Day from the injured list.

DECEMBER 1

Placed forward Reggie Slater (patella tendinitis, right knee) on the injured list and activated forward Tom Hammonds from the injured list.

DECEMBER 15

Placed guard Todd Day (hyperextended left knee) on the injured list and activated guard Sam Jacobson from the injured list.

DECEMBER 19

Placed forward Tom Hammonds (bilateral synovitis, ankles) on the injured list and activated forward Reggie Slater from the injured list.

2001

JANUARY 7

Placed guard Sam Jacobson (patella tendinitis, right knee) on the injured list and activated guard Todd Day from the injured list.

FEBRUARY 27

Waived guard Todd Day.

FEBRUARY 28

Signed free agent guard Felipe Lopez for the remainder of the season.



WOLVES TRANSACTIONS

MARCH 25

Placed guard Anthony Peeler (sprained left ankle) on the injured list and activated guard Sam Jacobson from the injured list.

APRIL 6

Placed guard Sam Jacobson (patella tendinitis, right knee) on the injured list and activated guard Anthony Peeler from the injured list.

APRIL 18

Placed forward Kevin Garnett (left calf contusion) on the injured list and activated forward Tom Hammonds from the injured list.

JUNE 20

Signed head coach Flip Saunders to a multi-year contract extension.

JUNE 27

Selected Arizona center Loren Woods (second round, 46th overall) in the 2001 NBA Draft.

JULY 23

Signed rookie free agent guard Maurice Evans to a multi-year contract.

JULY 27

Signed second-round draft pick center Loren Woods to a one-year contract.

JULY 30

Signed free agent forward Joe Smith to a multi-year contract.

AUGUST 2

Re-signed free agent guard Felipe Lopez to a one-year contract.

AUGUST 7

Re-signed free agent forward Sam Mitchell to a one-year contract.

AUGUST 31

Named Randy Wittman assistant coach.

SEPTEMBER 30

Signed free agent guard Steve Hart and free agent forward Bill Curley.

OCTOBER 2

Signed free agent forward Gary Trent to a one-year contract.

OCTOBER 4

Exercised the 2002-03 option on the contract of forward Wally Szczerbiak.

OCTOBER 9

Waived guard Steve Hart.

OCTOBER 25

Waived forward Bill Curley.

OCTOBER 25

Placed guard William Avery (patellar tendinitis, right knee), guard Maurice Evans (posterior tibialis tendinitis, left knee) and forward Tom Hammonds (bilateral synovitis, ankles) on the injured list.

NOVEMBER 19

Announced the retirement of forward Tom Hammonds.

DECEMBER 12

Placed guard Felipe Lopez (bruised left hip) on the injured list and activated guard William Avery from the injured list.

DECEMBER 18

Placed guard Terrell Brandon (synovitis, left knee) on the injured list and activated guard Maurice Evans from the injured list.

DECEMBER 30

Placed guard Maurice Evans (posterior tibialis tendinitis, left knee) on the injured list and activated guard Felipe Lopez from the injured list.

2002

JANUARY 12

Placed forward Gary Trent (sprained left ankle) on the injured list and activated guard Maurice Evans from the injured list.

JANUARY 19

Placed guard William Avery (patellar tendinitis, right knee) on the injured list and activated guard Terrell Brandon from the injured list.

FEBRUARY 1

Placed guard Maurice Evans (posterior tibialis tendinitis, left knee) on the injured list and activated forward Gary Trent from the injured list.

FEBRUARY 13

Placed guard Terrell Brandon (cartilage fracture, left femur) on the injured list and activated guard William Avery from the injured list.

FEBRUARY 21

Acquired center Marc Jackson from the Golden State Warriors in exchange for center Dean Garrett and Minnesota's second-round pick in the 2007 NBA Draft.

MARCH 18

Signed free agent guard Robert Pack to a 10-day contract. Placed guard William Avery (patellar tendinitis, right knee) on the injured list.

MARCH 28

Signed guard Robert Pack for the remainder of the season.

JUNE 26

Selected Michigan State guard Marcus Taylor (second round, 52nd overall) in the 2002 NBA Draft.

AUGUST 20

Announced the retirement of forward Sam Mitchell.

AUGUST 26

Signed free agent guard Troy Hudson to a multi-year contract.

SEPTEMBER 10

Signed 2000 second-round draft pick guard Igor Rakocevic to a multi-year contract. Re-signed free agent center Rasho Nesterovic to a one-year contract.

SEPTEMBER 24

Promoted Rob Babcock from director of player personnel to vice president of player personnel.

SEPTEMBER 25

Re-signed free agent forward Gary Trent to a one-year contract. Signed free agent forward/guard Kendall Gill to a one-year contract.

OCTOBER 1

Re-signed free agent center Loren Woods to a one-year contract. Signed second-round draft pick guard Marcus Taylor to a contract. Signed free agent guard Randy Livingston and free agent forward Reggie Slater.

OCTOBER 24

Waived guards Maurice Evans and Marcus Taylor.

OCTOBER 27

Signed free agent guard Rod Strickland to a one-year contract.

OCTOBER 28

Placed forward Joe Smith (strained left groin) and guards Terrell Brandon (cartilage fracture, left femur) and Felipe Lopez (torn anterior cruciate and medial collateral ligaments, left knee) on the injured list. Waived guard Randy Livingston.

OCTOBER 28

Signed guard Wally Szczerbiak to a six-year contract extension.

NOVEMBER 19

Placed guard Wally Szczerbiak (dislocated fifth metatarsal, left foot) on the injured list and activated forward Joe Smith from the injured list.

NOVEMBER 19

Suspended center Loren Woods indefinitely for conduct detrimental to the team.

2003

JANUARY 6

Waived forward Reggie Slater and activated guard Wally Szczerbiak.

JANUARY 8

Reinstated center Loren Woods.

FEBRUARY 2

Placed guard Rod Strickland (strained left groin) on the injured list. Signed free agent guard Mike Wilks to a 10-day contract.

FEBRUARY 22

Signed guard Mike Wilks for the remainder of the season.

MARCH 18

Placed guard Igor Rakocevic (synovitis, right ankle) on the injured list and activated guard Rod Strickland from the injured list.

MAY 6

Waived guard Igor Rakocevic.

JUNE 26

Selected Westbury Christian H.S. (Houston) forward Ndudi Ebi with the 26th pick in the first round of the 2003 NBA Draft. The Wolves also selected Minnesota forward Rick Rickert (second round, 55th overall).



WOLVES TRANSACTIONS

JUNE 27

Acquired guard Sam Cassell and center Ervin Johnson from the Milwaukee Bucks for forward Joe Smith and guard Anthony Peeler.

JUNE 30

Made qualifying offer to guard Mike Wilks.

JULY 5

Signed 2003 first-round draft pick Ndudi Ebi to a multi-year contract.

JULY 16

Signed free agent center Michael Olowokandi to a multi-year contract.

JULY 23

Acquired guard/forward Latrell Sprewell from the New York Knicks in a four-team trade. Sent guard Terrell Brandon to the Atlanta Hawks and center Marc Jackson to the Philadelphia 76ers.

JULY 28

Signed free agent guard Fred Hoiberg and free-agent center Mark Madsen to contracts.

AUGUST 13

Named Sidney Lowe assistant coach.

AUGUST 22

Signed free agent guard Kirk Penney to a contract.

SEPTEMBER 2

Rescinded qualifying offer to guard Mike Wilks.

SEPTEMBER 3

Made qualifying offer to forward Rick Rickert.

SEPTEMBER 26

Agreed to terms with free agent center Jason Collier, free agent forward/center Brandon Kurtz, free agent forward Quincy Lewis and free agent guard Keith McLeod.

SEPTEMBER 30

Re-signed free agent forward Gary Trent to a one-year contract.

OCTOBER 1

Signed forward Kevin Garnett to a multi-year contract extension.

OCTOBER 7

Signed free agent forward Reggie Slater to a contract.

OCTOBER 21

Waived forward/center Brandon Kurtz and guard Keith McLeod.

OCTOBER 23

Waived center Jason Collier, guard Kirk Penney, and forward Reggie Slater.

OCTOBER 25

Re-signed guard Keith McLeod to a one-year contract.

OCTOBER 27

Placed guard Troy Hudson (sprained right ankle) on the injured list.

OCTOBER 29

Placed forward Wally Szczerbiak (strained plantar fascia, left foot) on the injured list. Signed free agent guard Trenton Hassell to a one-year contract.

DECEMBER 13

Placed center Michael Olowokandi (right knee surgery) on the injured list. Signed free agent center Oliver Miller to a one-year contract.

DECEMBER 20

Waived forward Quincy Lewis. Activated guard Troy Hudson from the injured list.

2004

JANUARY 7

Waived guard Keith McLeod. Signed free agent guard Anthony Goldwire to a 10-day contract.

JANUARY 17

Signed guard Anthony Goldwire to a second 10-day contract.

JANUARY 26

Waived guard Anthony Goldwire.

JANUARY 30

Signed free agent guard Darrick Martin to a 10-day contract.

FEBRUARY 10

Signed guard Darrick Martin to a second 10-day contract.

FEBRUARY 19

Placed forward Ndudi Ebi (patellar tendinitis, right knee) on the injured list and activated guard Wally Szczerbiak from the injured list.

FEBRUARY 20

Activated center Michael Olowokandi from the injured list.

MARCH 31

Placed guard Troy Hudson (sprained left ankle) on the injured list and signed guard Darrick Martin for the remainder of the season.

JUNE 24

Selected Gonzaga guard Blake Stepp (second round, 58th overall) in the 2004 NBA Draft.

JULY 9

Named Jim Stack general manager.

JULY 23

Re-signed free agent guard Fred Hoiberg to a multi-year contract.

AUGUST 4

Matched Portland Trail Blazers contract offer to free agent guard/forward Trenton Hassell.

AUGUST 9

Re-signed free agent guard Troy Hudson to a multi-year contract.

OCTOBER 4

Signed free agent guards Anthony Carter and Anthony Goldwire and free agent forwards Jackie Butler, Kasib Powell and John Thomas to contracts.

OCTOBER 4

Signed 2003 second-round draft pick Rick Rickert and 2004 second-round draft pick Blake Stepp to contracts.

OCTOBER 5

Signed free agent forward Eddie Griffin to a contract.

OCTOBER 25

Waived guard Blake Stepp and forwards Jackie Butler and Rick Rickert.

OCTOBER 28

Waived guard Anthony Carter and forward Kasib Powell.

NOVEMBER 1

Waived forward John Thomas and placed forward Ndudi Ebi (patellar tendinitis, left knee) on the injured list.

NOVEMBER 25

Suspended center Michael Olowokandi.

NOVEMBER 27

Reinstated center Michael Olowokandi.

2005

JANUARY 10

Placed forward Mark Madsen (fractured left thumb) on the injured list and signed free agent forward John Thomas to a 10-day contract.

JANUARY 15

NBA Suspended center Michael Olowokandi for four games after an incident in the Jan. 14 game at Denver.

JANUARY 20

Signed John Thomas to a second 10-day contract.

JANUARY 29

Signed John Thomas for the remainder of the season.

FEBRUARY 12

Relieved head coach Flip Saunders of his duties and named Kevin McHale interim head coach.

FEBRUARY 25

Placed forward Eddie Griffin (fractured second metacarpal, left hand) on the injured list and activated forward Mark Madsen from the injured list.

MARCH 14

Placed center Ervin Johnson (patellar tendinitis, right knee) on the injured list and activated forward Eddie Griffin from the injured list.

MARCH 25

Placed forward Mark Madsen (ruptured ligament, right wrist) on the injured list and activated center Ervin Johnson from the injured list.



WOLVES TRANSACTIONS

APRIL 18

Placed guard Troy Hudson (sore right groin) on the injured list and activated forward Ndudi Ebi from the injured list.

JUNE 17

Named Dwane Casey head coach.

JUNE 28

Selected North Carolina guard Rashad McCants (first round, 14th overall) and Indiana guard Bracey Wright (second round, 47th overall) in the 2005 NBA Draft.

JULY 1

Signed general manager Jim Stack to a contract extension.

JULY 8

Signed 2005 first-round draft pick Rashad McCants to a multi-year contract.

JULY 23

Named Johnny Davis assistant coach.

AUGUST 9

Re-signed free agent forward Mark Madsen to a multi-year contract and signed free agent forward Nikoloz Tskitishvili to a contract.

AUGUST 12

Acquired guards Lionel Chalmers and Marko Jaric from the Los Angeles Clippers for guard Sam Cassell and a 2006 conditional NBA first-round draft pick.

AUGUST 15

Waived guard Fred Hoiberg.

AUGUST 18

Signed Seattle SuperSonics restricted free agent guard/forward Damien Wilkins to an offer sheet.

AUGUST 22

Re-signed free agent forward Eddie Griffin to a multi-year contract.

AUGUST 24

Seattle SuperSonics matched Timberwolves contract offer to restricted free agent guard/forward Damien Wilkins.

AUGUST 26

Signed free agent forward/center Dwayne Jones.

SEPTEMBER 9

Re-signed free agent guard Anthony Carter.

SEPTEMBER 12

Signed 2005 second-round draft pick Bracey Wright to a contract.

SEPTEMBER 15

Named Bob Thornton, Rex Kalamian, Vince Taylor and Aleksandar Dzikić assistant coaches. Promoted Brent Haskins to assistant coach/NBA advance scout.

SEPTEMBER 26

Signed free agent guard Richie Frahm.

OCTOBER 3

Signed forward Ryan Humphrey and guards John Lucas and Marlon Parmer.

OCTOBER 13

Waived guard Marlon Parmer.

OCTOBER 19

Promoted Zarko Durisic to director of player personnel. Named Pete Philo international scout.

OCTOBER 27

Waived guard Lionel Chalmers, forward Ryan Humphrey and guard John Lucas.

OCTOBER 31

Acquired forward Ronald Dupree from Detroit for a future second-round draft choice. Waived forward Ndudi Ebi.

NOVEMBER 3

Assigned center Dwayne Jones and guard Bracey Wright to the Florida Flame (D-League).

DECEMBER 28

Recalled center Dwayne Jones from Florida (D-League).

2006

JANUARY 3

Re-assigned center Dwayne Jones to the Florida Flame (D-League).

JANUARY 10

Recalled guard Bracey Wright from Florida (D-League).

JANUARY 26

Acquired a second-round selection in the 2006 NBA Draft from Phoenix in exchange for forward Nikoloz Tskitishvili. Also acquired guards Ricky Davis and Marcus Banks, center Mark Blount, forward Justin Reed and two conditional second-round draft picks (2006 and 2008) from Boston in exchange for forward Wally Szczerbiak, centers Michael Olowokandi and Dwayne Jones and a future first-round draft choice.

JANUARY 31

Re-assigned guard Bracey Wright to Florida Flame (D-League).

MARCH 16

Waived guard Richie Frahm.

APRIL 10

Recalled guard Bracey Wright from the Florida Flame (D-League).

APRIL 17

Fred Hoiberg announced his retirement from the NBA.

MAY 22

Named Randy Wittman assistant coach.

JUNE 28

Selected Washington guard Brandon Roy (first round, 6th overall) then traded his rights to the Portland Trail Blazers for the draft rights to Randy Foye (first round, 7th overall) and cash considerations. Also selected Boston College forward Craig Smith (second round, 36th overall), Washington guard Bobby Jones (second round, 37th overall) and Greek center Loukas Mavrokefalidis (second round, 57th overall). Traded draft rights to Bobby Jones to the Philadelphia 76ers for a future second-round draft pick and cash considerations.

JUNE 28

Exercised contract option on guard Bracey Wright. Made qualifying offer to free agent forward Justin Reed.

JULY 5

Signed 2006 first-round draft pick Randy Foye to a multi-year contract.

JULY 13

Signed free agent guard Mike James to a multi-year contract.

AUGUST 2

Re-signed free agent forward Justin Reed to a multi-year contract.

AUGUST 31

Signed 2006 second-round draft pick Craig Smith to a multi-year contract.

SEPTEMBER 14

Named Fred Hoiberg and Rob Babcock assistant general managers. Named Bob Ociepka assistant coach and Dave Vitel strength and conditioning coach.

OCTOBER 2

Signed free agent guard Tyrone Ellis and free agent forwards Vin Baker and Paul Shirley.

OCTOBER 22

Waived guard Tyrone Ellis and forward Paul Shirley.

OCTOBER 24

Exercised the 2007-08 contract option on guard Rashad McCants.

NOVEMBER 13

Waived forward Vin Baker.

2007

JANUARY 23

Relieved Dwane Casey of his head coaching duties; promoted assistant coach Randy Wittman to head coach for the remainder of the season.

MARCH 13

Waived forward Eddie Griffin.

MAY 23

Reached multi-year contract agreement with head coach Randy Wittman.

JUNE 8

Named Jerry Sichting assistant coach.



WOLVES TRANSACTIONS

JUNE 14

Acquired forward Juwan Howard from Houston in exchange for guard Mike James and forward Justin Reed.

JUNE 19

Named John-Blair Bickerstaff assistant coach.

JUNE 28

Selected Florida forward Corey Brewer (first round, 7th overall) and Florida forward Chris Richard (second round, 41st overall) in the 2007 NBA Draft.

JULY 10

Signed 2007 first-round draft pick Corey Brewer to a multi-year contract.

JULY 31

Acquired forwards Al Jefferson, Ryan Gomes and Gerald Green, guard Sebastian Telfair, center Theo Ratliff and two first-round draft picks in exchange for forward Kevin Garnett.

AUGUST 3

Request waivers on guard Troy Hudson after reaching a contractual buyout agreement.

SEPTEMBER 21

Named Ed Pinckney assistant coach.

SEPTEMBER 26

Signed free agent center John Edwards to a one-year contract.

SEPTEMBER 28

Acquired guard Greg Buckner from Dallas in exchange for forward Trenton Hassell.

SEPTEMBER 29

Signed rookie forward Chris Richard to a one-year contract.

OCTOBER 24

Acquired forwards Antoine Walker and Wayne Simien, center Michael Doleac, a future first-round draft pick and cash considerations from Miami in exchange for guard Ricky Davis and center Mark Blount.

OCTOBER 25

Waived center John Edwards.

OCTOBER 29

Acquired guard Beno Udrih and cash considerations from San Antonio in exchange for a conditional second-round pick in the 2008 Draft. Waived guard Beno Udrih and forwards Juwan Howard and Wayne Simien.

OCTOBER 31

Exercised the 2008-09 contract options on guards Randy Foye and Rashad McCants. Signed forward Al Jefferson to a five-year contract extension.

2008

JANUARY 28

Assigned forward Chris Richard to the Sioux Falls Skyforce (D-League).

FEBRUARY 18

Recalled forward Chris Richard from Sioux Falls (D-League).

FEBRUARY 21

Acquired guard Kirk Snyder, a second-round draft pick in the 2010 NBA Draft and cash considerations from Houston in exchange for forward Gerald Green.

FEBRUARY 29

Waived center Theo Ratliff.

JUNE 26

Selected USC guard O.J. Mayo (first round, 3rd overall) in the 2008 NBA Draft and subsequently traded his draft rights, along with guard Greg Buckner, guard Marko Jaric and forward Antoine Walker to the Memphis Grizzlies in exchange for the draft rights to forward/center Kevin Love (first round, 5th overall), forward Brian Cardinal, center Jason Collins and guard/forward Mike Miller. Also selected center Nikola Pekovic from Montenegro (second round, 31st overall) and Kansas guard Mario Chalmers (second round, 34th overall). Traded draft rights to Mario Chalmers to the Miami Heat for two future second-round draft picks and cash considerations.

JULY 9

Acquired forward Rodney Carney, center Calvin Booth, a future first-round draft pick and cash considerations from Philadelphia in exchange for a conditional second-round pick in the 2009 NBA Draft.

JULY 11

Signed 2008 first-round draft pick Kevin Love to a multi-year contract.

JULY 17

Re-signed restricted free-agent forward Craig Smith to a multi-year contract.

JULY 23

Re-signed free-agent guard Sebastian Telfair to a multi-year contract.

JULY 29

Re-signed restricted free-agent forward Ryan Gomes to a multi-year contract.

JULY 31

Named Dean Cooper assistant coach.

SEPTEMBER 30

Re-signed center Chris Richard to a one-year contract. Signed free-agent guard Blake Ahearn and free-agent center Rafael Araujo.

OCTOBER 1

Signed free-agent guard Kevin Ollie.

OCTOBER 9

Signed free-agent center David Harrison.

OCTOBER 12

Waived center Rafael Araujo.

OCTOBER 23

Waived guard Blake Ahearn, center David Harrison and forward Chris Richard.

OCTOBER 29

Exercised the 2009-10 contract options on forward Corey Brewer and guard Randy Foye.

DECEMBER 8

Relieved Randy Wittman of his head coaching duties; reassigned Kevin McHale from vice president of basketball operations to head coach.

2009

FEBRUARY 19

Acquired guard Bobby Brown and forward Shelden Williams from Sacramento in exchange for center Calvin Booth and guard Rashad McCants.

MAY 22

Named David Kahn president of basketball operations.

JUNE 17

Relieved Kevin McHale of his head coaching duties.

JUNE 24

Acquired the No. 5 pick in the 2009 NBA Draft, forwards Oleksiy Pecherov and Darius Songaila, and center Etan Thomas from Washington in exchange for guards Randy Foye and Mike Miller.

JUNE 25

Selected Spanish guard Ricky Rubio (first round, 5th overall), Syracuse guard Jonny Flynn (first round, sixth overall), North Carolina guards Ty Lawson (first round, 18th overall) and Wayne Ellington (first round, 28th overall), Florida guard Nick Calathes (second round, 45th overall) and Dutch forward Henk Norel (second round, 47th overall) in the 2009 NBA Draft. Traded the draft rights to Ty Lawson to Denver in exchange for a future first-round draft pick. Also traded the draft rights to Nick Calathes to Dallas in exchange for a future second-round draft pick.

JUNE 30

Announced that guard Bobby Brown exercised the player option on his contract to remain with the team.

JULY 10

Signed 2009 first-round draft picks Jonny Flynn and Wayne Ellington to multi-year contracts.

JULY 20

Acquired guard/forward Quentin Richardson from the L.A. Clippers in exchange for forward Mark Madsen, forward Craig Smith and guard Sebastian Telfair.

JULY 27

Acquired guard Chucky Atkins and guard/forward Damien Wilkins from Oklahoma City in exchange for center Etan Thomas and two future second-round draft picks.

AUGUST 3

Signed Dallas Mavericks restricted free-agent center Ryan Hollins to an offer sheet.

AUGUST 10

Named Kurt Rambis head coach. Signed restricted free-agent center Ryan Hollins to a multi-year contract.

AUGUST 13

Acquired center Mark Blount from Miami in exchange for guard/forward Quentin Richardson.



WOLVES TRANSACTIONS

SEPTEMBER 3

Named Dave Wohl, Reggie Theus and Bill Laimbeer assistant coaches.

SEPTEMBER 4

Signed Milwaukee Bucks restricted free-agent guard Ramon Sessions to an offer sheet.

SEPTEMBER 9

Acquired guard Antonio Daniels and a future second-round draft pick from New Orleans in exchange for guard Bobby Brown and forward Darius Songaila.

SEPTEMBER 11

Signed restricted free-agent guard Ramon Sessions to a multi-year contract.

SEPTEMBER 17

Signed free-agent guard/forward Sasha Pavlovic.

SEPTEMBER 17

Waived guard Chucky Atkins.

SEPTEMBER 26

Announced a restructuring of the basketball operations department. Named Fred Hoiberg vice president of basketball operations, Jerry Sichting director of pro player personnel, Rob Babcock director of scouting/administration, Zarko Durisic director of college and European player personnel and Amy Peterson director of team operations. Additionally, named Milton Barnes, Dean Cooper, Pete Philo, Derek Pierce, J.T. Prada and Jim Stack regional scouts.

SEPTEMBER 28

Signed free-agents Alonzo Gee, Devin Green, Jason Hart, Jack McClinton, Jared Reiner and Mustafa Shakur.

OCTOBER 6

Waived guards Alonzo Gee and Jack McClinton.

OCTOBER 19

Waived guards Devin Green and Mustafa Shakur.

OCTOBER 20

Acquired forward Nathan Jawai from Dallas in return for a conditional 2nd-round choice in the 2012 NBA Draft.

OCTOBER 21

Waived center Jared Reiner.

OCTOBER 23

Waived guard Antonio Daniels.

NOVEMBER 2

Exercised the 2010-11 contract options on forwards Corey Brewer and Kevin Love.

DECEMBER 29

Acquired forward Alando Tucker, a conditional 2nd-round choice in the 2010 NBA Draft and cash considerations from Phoenix in exchange for guard Jason Hart.

2010

FEBRUARY 17

Acquired center Darko Milicic and cash considerations from New York in exchange for forward Brian Cardinal.

FEBRUARY 19

Assigned forward Nathan Jawai to Sioux Falls (D-League).

FEBRUARY 21

Recalled forward Nathan Jawai from Sioux Falls (D-League).

MARCH 1

Waived center Mark Blount.

MARCH 22

Waived forward Alando Tucker.

MARCH 23

Signed free-agent forward Brian Cardinal.

APRIL 13

Signed free-agent center Greg Stiemsma.

MAY 17

Named Tony Ronzone Assistant General Manager/Player Personnel.

JUNE 24

Selected Syracuse forward Wesley Johnson (first round, 4th overall), Nevada forward Luke Babbitt (first round, 16th overall), Clemson forward Trevor Booker (1st round, 23rd overall), Brazilian center Paulao Prestes (2nd round, 45th overall) and Rutgers center Hamady N'diaye (second round, 56th overall) in the 2010 NBA Draft. Subsequently acquired guard/forward Martell Webster from Portland in exchange for forward Ryan Gomes and the draft rights to Luke Babbitt. Also acquired the draft rights to Marquette forward Lazar Hayward (first round, 30th overall) and Serbian forward Nemanja Bjelica (2nd round, 35th overall) from the Washington Wizards in exchange for the draft rights to Trevor Booker and Hamady N'diaye.

JULY 12

Acquired forward Michael Beasley from Miami in exchange for second-round picks in the 2011 and 2014 NBA Drafts and cash considerations. Signed 2010 first-round draft picks Wesley Johnson and Lazar Hayward to multi-year contracts. Signed free-agent center Darko Milicic to a multi-year contract.

JULY 13

Acquired two future first-round draft picks, one belonging to Utah and one belonging to Memphis, and center Kosta Koufos from the Utah Jazz in exchange for forward Al Jefferson.

JULY 21

Signed free-agent guard Luke Ridnour to a multi-year contract.

JULY 26 Acquired guards Sebastian Telfair and Delonte West from Cleveland in exchange for center Ryan Hollins, guard Ramon Sessions and a future second-round draft pick.

JULY 28

Signed 2008 second-round draft pick Nikola Pekovic to a multi-year contract.

AUGUST 3

Waived guard Delonte West.

AUGUST 9

Signed free-agent forward Anthony Tolliver.

AUGUST 17

Waived center Greg Stiemsma.

SEPTEMBER 24

Signed free-agents forward Maurice Ager, Jason Hart, DerMarr Johnson and John Thomas.

SEPTEMBER 30

Waived forward DerMarr Johnson.

OCTOBER 20

Waived guard Jason Hart and center John Thomas.

NOVEMBER 1

Exercised the 2011-12 contract options on forwards Michael Beasley and Kevin Love, center Kosta Koufos and guards Jonny Flynn and Wayne Ellington.

NOVEMBER 11

Waived guard Maurice Ager.

NOVEMBER 12

Signed free-agent guard Sundiata Gaines.

2011

JANUARY 4

Waived guard Sundiata Gaines.

FEBRUARY 22

Acquired forward Anthony Randolph, center Eddy Curry, cash considerations and a future second-round pick in a three-team trade that sent guard Corey Brewer to New York and center Kosta Koufos to Denver.

MARCH 1

Waived center Eddy Curry.

JUNE 17

Signed 2009 first-round draft pick Ricky Rubio to a multi-year contract.

JUNE 24

Selected Arizona forward Derrick Williams (first round, 2nd overall) and Lithuanian forward Donatas Motiejunas (first round, 20th overall) in the 2011 NBA Draft.

JUNE 25

Acquired Brad Miller, the draft rights to Nikola Mirotic (first round, 23rd overall) and Chandler Parsons (second round, 38th overall pick), and a future first-round pick from the Houston Rockets in exchange for Jonny Flynn, the draft rights to Donatas Motiejunas and a future second-round pick.

JUNE 25

Acquired the draft rights to Norris Cole (first round, 28th overall) and Malcolm Lee (second round, 43rd overall), and cash considerations from the Chicago Bulls in exchange for the draft rights to Nikola Mirotic.

JUNE 25

Acquired the draft rights to Bojan Bogdanovic (second round, 31st overall), a future second-round pick and cash considerations from the Miami Heat in exchange for the draft rights to Norris Cole.



WOLVES TRANSACTIONS

JUNE 25

Acquired a future second-round pick and cash considerations from the New Jersey Nets in exchange for the draft rights to Bojan Bogdanovic.

JUNE 25

Received cash considerations from the Houston Rockets in exchange for the draft rights to Chandler Parsons.

JUNE 27

Acquired the draft rights to Tanguy Ngombo (second round, 57th overall) from the Portland Trail Blazers in exchange for a future second-round pick.

JUNE 29

Exercised the 2012-13 contract options on guard Wayne Ellington and forwards Lazar Hayward and Wes Johnson.

JULY 12

Relieved Kurt Rambis of his head coaching duties.

SEPTEMBER 28

Rick Adelman named head coach.

DECEMBER 7

Announced the competition of Rick Adelman's coaching staff: Named Terry Porter, Jack Sikma, T.R. Dunn and Bill Bayno assistant coaches; David Adelman and Shawn Respert player development coaches; R.J. Adelman director of player personnel/game preparation; Pat Zipfel advance scout.

DECEMBER 9

Wolves sign Dominique Johnson, Will Conroy, Devean George and Shaun Pruitt to training camp contracts.

DECEMBER 12

Signed No. 2 overall draft pick Derrick Williams

DECEMBER 13

Traded forward Lazar Hayward to the Oklahoma City Thunder in exchange for a 2012 second-round pick, a conditional second round selection and guard Robert Vaden, who was immediately waived; Waived Dominique Johnson and Shaun Pruitt.

DECEMBER 14

Signed free-agent guard Jose Juan Barea; Waived Will Conroy and Devean George.

DECEMBER 15

Signed Malcolm Lee and Bonzi Wells.

DECEMBER 23

Waived Bonzie Wells.

2012

FEBRUARY 6

Assigned rookie guard Malcolm Lee to Sioux Falls of the NBA Developmental League.

FEBRUARY 14

Recalled rookie guard Malcolm Lee from the Sioux Falls Skyforce.

FEBRUARY 29

Re-assigned rookie guard Malcolm Lee to Sioux Falls of the NBA Developmental League.

MARCH 9

Recalled rookie guard Malcolm Lee from the Sioux Falls Skyforce.

JUNE 26

Acquired guard/forward Chase Budinger and the draft rights to Lior Eliyahu from the Houston Rockets in exchange for the 18th overall pick in the 2012 NBA Draft.

JUNE 28

Selected Robbie Hummel (Purdue) with the 58th pick (2nd round) of the 2012 NBA Draft.

JUNE 30

Did not extend qualifying offers to Michael Beasley and Anthony Randolph, thus making both players free agents.

JULY 12

Waived center Darko Milicic, designating him as the team's amnesty player.

JULY 13

Waived guard Martell Webster.

JULY 13

Traded forward/center Brad Miller, along with two second round picks, to New Orleans in exchange for a conditional second round selection.

JULY 15

Signed restricted free-agent forward Nicolas Batum to an offer sheet.

JULY 18

Portland matched Minnesota's offer sheet it had extended to forward Nicolas Batum.

JULY 24

Traded guard Wayne Ellington to Memphis in exchange for forward Dante Cunningham.

JULY 25

Signed free-agent guard Alexey Shved.

JULY 27

Traded forward Wes Johnson, along with a future first-round pick, to Phoenix in a three-team trade that also involved the New Orleans Hornets. The Wolves acquired two second-round draft picks from New Orleans and a second round pick from Phoenix. Also in the trade, Phoenix sent center Robin Lopez and forward Hakim Warrick to New Orleans and the Hornets sent guard Jerome Dyson and forward/center Brad Miller to the Suns.

JULY 27

Signed free-agent forward Andrei Kirilenko.

JULY 31

Signed free-agent guard Brandon Roy.

AUGUST 2

Signed free-agent center Greg Stiemsma.

SEPTEMBER 28

Signed free-agents Will Conroy, Mike Harris, Phil Jones, Chris Johnson, Seth Tarver and Jermaine Taylor.

OCTOBER 13

Waived Phil Jones and Seth Tarver.

OCTOBER 19

Waived Jermaine Taylor.

OCTOBER 27

Waived Mike Harris and Chris Johnson.

OCTOBER 19

Picked up the third-year options on Ricky Rubio and Derrick Williams.

NOVEMBER 16

Signed Josh Howard.

DECEMBER 20

Waived Josh Howard.

DECEMBER 31

Signed Lazar Hayward.

2013

JANUARY 6

Waived Lazar Hayward.

JANUARY 8

Signed Lazar Hayward to a 10-day contract.

JANUARY 19

Signed Chris Johnson and Mickael Gelabale to 10-day contracts.

JANUARY 29

Re-signed Chris Johnson and Mickael Gelabale to 10-day contracts.

FEBRUARY 8

Waived Lou Amundson and re-signed Chris Johnson and Mickael Gelabale for the remainder of the 2013-14 season.

MAY 2

Declined team option on David Kahn for 2013-14 season.

MAY 3

Named Phil "Flip" Saunders as President of Basketball Operations and a minority owner.

MAY 10

Waived Brandon Roy.



WOLVES TRANSACTIONS

JUNE 27

Selected Michigan guard Trey Burke (first round, 9th overall), Florida forward Anthony Roberson (first round, 26th overall), North Carolina State guard Lorenzo Brown (2nd round, 52nd overall) and Montenegrin forward Bojan Dubljić (2nd round, 59th overall) in the 2013 NBA Draft. Subsequently acquired the draft rights to Shabazz Muhammad (14th overall) and Gorgui Dieng (21st overall) from the Utah Jazz in exchange for the draft rights to Trey Burke (9th overall). Traded the draft rights to Anthony Roberson (26th overall) along with Malcolm Lee to Golden State in exchange for a 2014 second-round pick and cash considerations.

JUNE 27

Extended a qualifying offer to Nikola Peković.

JUNE 28

Exercised the one-year team option on Dante Cunningham's contract for the 2013-14 season.

JULY 7

Waived Greg Stiemsma and Mickael Gelabale.

JULY 11

In a three-team trade, acquired Kevin Martin (sign-and-trade) and cash considerations from Oklahoma City, sending Luke Ridnour and a 2014 second-round pick to Milwaukee.

JULY 12

Re-signed free agent Chase Budinger.

JULY 12

Signed free agent Corey Brewer.

JULY 13

Signed Shabazz Muhammad and Gorgui Dieng.

JULY 18

Signed free agent Ronny Turiaf.

AUGUST 14

Reached an agreement in principle on a new contract with Nikola Peković.

SEPTEMBER 26

Signed Lorenzo Brown, Robbie Hummel and Othyus Jeffers.

OCTOBER 1

Signed free agent A.J. Price.

OCTOBER 25

Waived guards Lorenzo Brown and Othyus Jeffers.

OCTOBER 26

Exercised fourth-year options on guard Ricky Rubio and forward Derrick Williams.

OCTOBER 26

Waived center Chris Johnson.

2014

JANUARY 5

Assigned forward Shabazz Muhammad to Iowa Energy of the NBA Development League.

JANUARY 13

Recalled forward Shabazz Muhammad from Iowa (D-League).

APRIL 3

Waived guard A.J. Price.

APRIL 8

Signed guard Othyus Jeffers.

APRIL 21

Head coach Rick Adelman announces his retirement from coaching.

JUNE 6

Named Flip Saunders new head coach.

JUNE 13

Named Sid Lowe an assistant coach.

JUNE 17

Named Sam Mitchell an assistant coach.

JUNE 26

Selected UCLA guard Zach LaVine (first round, 13th overall), Michigan guard/forward Glenn Robinson III (second round, 40th overall), Oklahoma State guard Markel Brown (second round, 44th overall) and Italian forward Alessandro Gentile (second round, 53rd overall) in the 2014 NBA Draft. Subsequently traded Brown and Gentile to the Brooklyn Nets and Houston Rockets respectively for cash considerations.

JUNE 30

Did not extend qualifying offers to Robbie Hummel and Othyus Jeffers, allowing both players to become unrestricted free agents on July 1.

JULY 1

Named Ryan Saunders an assistant coach.

JULY 8

Signed Zach LaVine.

JULY 22

Signed free agent Robbie Hummel.

JULY 30

Signed free agent Mo Williams.

AUGUST 23

Traded forward Kevin Love to Cleveland and guard Alexey Shved and Luc Richard Mbah a Moute to Philadelphia in a three-team trade. The Wolves acquired Andrew Wiggins, Anthony Bennett and Thaddeus Young. Cleveland received Love, while Philadelphia received Shved, Mbah a Moute and Miami's 2015 first-round pick.

SEPTEMBER 17

Signed Glenn Robinson III.

SEPTEMBER 18

Signed free agents Kyrylo Fesenko and Brady Heslip.

OCTOBER 19

Exercised the 2015-16 contract options on Gorgui Dieng, Anthony Bennett and Shabazz Muhammad.

OCTOBER 20

Waived Kyrylo Fesenko.

OCTOBER 25

Waived Brady Heslip.

OCTOBER 27

Waived J.J. Barea.

OCTOBER 31

Signed Ricky Rubio to a contract extension.

NOVEMBER 29

Signed free agent Jeff Adrien with a hardship exception.

DECEMBER 19

Acquired Troy Daniels, two second-round draft picks and cash considerations from Houston in a three-team trade that saw the Wolves send Corey Brewer to the Rockets and Ronny Turiaf to Philadelphia. The 76ers dealt Alexey Shved to Houston in exchange for a second-round pick in the 2015 NBA Draft and the rights to center Serhiy Lishchuk.

2015

JANUARY 7

Waived Jeff Adrien.

JANUARY 8

Signed free agent Miroslav Raduljica to a 10-day contract.

JANUARY 19

Signed Miroslav Raduljica to a second 10-day contract.

JANUARY 28

Waived Miroslav Raduljica. Signed free agent Lorenzo Brown to a 10-day contract.

FEBRUARY 6

Signed Lorenzo Brown to a second 10-day contract.

FEBRUARY 10

Acquired Gary Neal and a second-round pick in the 2019 NBA Draft from Charlotte in exchange for Mo Williams, Troy Daniels and cash considerations.

FEBRUARY 10

Acquired Adreian Payne from Atlanta in exchange for a conditional first-round choice in the 2017 NBA Draft.



WOLVES TRANSACTIONS

FEBRUARY 19

Acquired Kevin Garnett from Brooklyn for Thaddeus Young.

FEBRUARY 19

Signed Lorenzo Brown for the remainder of the season.

MARCH 5

Waived Glenn Robinson III. Claimed Justin Hamilton on waivers from New Orleans.

MARCH 19

Signed free agent Sean Kilpatrick to a 10-day contract with a hardship exception granted by the NBA.

APRIL 7

Signed free agent Arinze Onuaku to a 10-day contract with a hardship exception granted by the NBA.

JUNE 25

Selected Kentucky forward/center Karl-Anthony Towns (first round, 1st overall), Turkey forward Cedi Osman (2nd round, 31st overall) and Syracuse forward Rakeem Christmas (2nd round, 36th overall) in the 2015 NBA Draft. Subsequently acquired the draft rights to Tyus Jones (1st round, 24th overall) in exchange for the rights to Cedi Osman and Rakeem Christmas.

JULY 7

Signed Karl-Anthony Towns and Tyus Jones.

JULY 9

Re-signed Kevin Garnett.

JULY 12

Traded forward Chase Budinger to Indiana in exchange for forward Damjan Rudez.

JULY 14

Signed Nemanja Bjelica.

AUGUST 3

Signed Andre Miller.

AUGUST 20

Signed Tayshaun Prince.

SEPTEMBER 11

Named Sam Mitchell interim head coach.

SEPTEMBER 14

Hired Arnie Kander as Vice President of Sports Performance.

SEPTEMBER 18

Signed guard Nick Wiggins and center Kleon Penn.

SEPTEMBER 23

Waived forward Anthony Bennett.

OCTOBER 21

Exercised third-year options on Zach LaVine, Adreian Payne and Andrew Wiggins; and fourth-year options on Gorgui Dieng and Shabazz Muhammad.

OCTOBER 24

Waived guard Lorenzo Brown, center Kleon Penn and guard Nick Wiggins.

DECEMBER 5

Assigned guard Tyus Jones to Idaho (D-League).

DECEMBER 22

Recalled guard Tyus Jones from Idaho (D-League).

2016

JANUARY 25

Assigned forward Adreian Payne to Erie (D-League).

FEBRUARY 1

Recalled forward Adreian Payne from Erie (D-League).

FEBRUARY 25

Waived guard Andre Miller.

MARCH 1

Waived guard Kevin Martin.

MARCH 2

Signed free-agent forward Greg Smith to a 10-day contract.

MARCH 12

Signed forward Greg Smith to a second 10-day contract.

MARCH 23

Signed forward Greg Smith for the rest of the season.

JUNE 23

Selected Providence guard Kris Dunn (first round, 5th overall) in the 2016 NBA Draft.

JUNE 30

Waived forward Greg Smith.

JULY 7

Signed 2016 first-round draft pick Kris Dunn.

JULY 8

Signed free agent guard/forward Brandon Rush.

JULY 13

Signed free agent center Cole Aldrich.

JULY 20

Signed free agent forward/center Jordan Hill.

SEPTEMBER 23

Forward Kevin Garnett announced his retirement.

SEPTEMBER 26

Signed free agents Rasual Butler, John Lucas III and Toure' Murry.

OCTOBER 22

Waived forward Rasual Butler and guard Toure' Murry.

OCTOBER 23

Exercised the 2017-18 contract options on guards Tyus Jones and Zach LaVine, center Karl-Anthony Towns and forward Andrew Wiggins.

OCTOBER 31

Signed forward Gorgui Dieng to a multi-year contract extension.

2017

JANUARY 7

Waived guard John Lucas III.

FEBRUARY 8

Signed free-agent guard Lance Stephenson to a 10-day contract.

MARCH 8

Re-signed guard Lance Stephenson to a second 10-day contract.

MARCH 20

Signed free agent forward Omri Casspi for the remainder of theseason.

JUNE 22

Selected Arizona forward Lauri Markkanen (first round, seventh overall) in the 2017 NBA Draft. Subsequently traded Markkanen to the Chicago Bulls, along with guards Zach LaVine and Kris Dunn, in exchange for forward Jimmy Butler and the draft rights to the 16th overall pick (Justin Patton).

JUNE 26

Waived forward/center Jordan Hill.

JUNE 30

Acquired a 2018 first-round draft pick from Utah in exchange for guard Ricky Rubio.

JULY 4

Signed 2017 first-round draft pick Justin Patton.

JULY 10

Signed free agent guard Jeff Teague.

JULY 10

Signed free agent forward Taj Gibson.

JULY 19

Signed free agent guard Jamal Crawford.

AUGUST 1

Signed free agent forward Anthony Brown to two-way contract.

AUGUST 11

Signed free agent guard Marcus Georges-Hunt.

SEPTEMBER 15

Signed free agent forward Shabazz Muhammad.

SEPTEMBER 18

Signed free agent forward Amile Jefferson and guard Melo Trimble.

SEPTEMBER 21

Signed free agent guard Aaron Brooks.



WOLVES HISTORY

Important dates in the formation and development of the Minnesota Timberwolves

1987

APRIL 3

The NBA Expansion Committee recommended Minnesota be granted an NBA franchise beginning with the 1989-90 season.

APRIL 22

The Board of Governors voted unanimously to expand the NBA by four teams — Miami and Charlotte in 1988-89, Minnesota and Orlando in 1989-90. The purchase price of \$32.5 million is announced.

1988

JULY 12

A site dedication ceremony for the Wolves' new arena took place in downtown Minneapolis.

JULY 21

Named Billy McKinney director of player personnel.

AUGUST 23

Named Bill Musselman head coach.

SEPTEMBER 17

Unveiled logo at a news conference. Earlier, the nickname "Timberwolves" was selected by a 2-to-1 margin over "Polars" in a vote of 842 City Councils throughout the state.

OCTOBER 4

Announced the contribution of \$45,425.96 to the United Way bureaus in Minneapolis and St. Paul, reflecting interest earned on more than 12,000 Timberwolves season-ticket deposits.

DECEMBER 31

Eclipsed the NBA's expansion requirements, selling 11,300 season tickets more than 10 months prior to the 1989-90 season.

1989

JUNE 15

Selected 11 players in the NBA Expansion Draft.

OCTOBER 6

Opened first training camp at the 98th Street Racquet, Swim & Health Club in Bloomington, Minnesota.

OCTOBER 18

Began a six-game preseason schedule with a contest vs. the Los Angeles Lakers. A Metrodome crowd in excess of 20,000 watched the Lakers post a 100-90 victory.

NOVEMBER 3

Played inaugural regular-season game, falling to the Seattle SuperSonics 106-94 at the Seattle Coliseum. Sam Mitchell scored the first points in club history, a pair of free throws at 11:15 of the first quarter.

NOVEMBER 8

Played inaugural regular-season home contest, losing to the Chicago Bulls, 96-84. Michael Jordan scored a game-high 45 points to lead the Bulls over the Wolves in front of 35,427 at the Metrodome.

NOVEMBER 10

Recorded first victory, defeating the Philadelphia 76ers, 125-118, in overtime before 29,117 at the Metrodome.

NOVEMBER 29

Earned first road victory, 105-100, at Miami Arena.

1990

APRIL 17

The third-largest crowd in NBA history, 49,551, came to the Metrodome for Fan Appreciation Night, enabling the Timberwolves to become the NBA's all-time single-season attendance champions. The season total of 1,072,572 was an average of 26,160 per game and topped Detroit's previous 1987-88 league record by 6,067.

AUGUST 7

Along with Target Stores, announced an extension of their promotional agreement by naming the Timberwolves' new downtown arena "Target Center."

OCTOBER 13

Target Center officially opened with a ceremonial "jump ball." All proceeds from the event benefited the American Cancer Society.

OCTOBER 16

In the inaugural game played in Target Center, the Wolves lost 102-96 in an exhibition contest with the Philadelphia 76ers.

NOVEMBER 2

In the first regular-season game at Target Center, the Timberwolves opened the 1990-91 season with a 98-85 win over Dallas before a sellout crowd of 19,006.

1991

APRIL 22

Relieved head coach Bill Musselman and assistant coach Tom Thibodeau of their duties.

MAY 16

Center Felton Spencer was named to the NBA All-Rookie Second Team.

JUNE 19

Named Jimmy Rodgers head coach.

NOVEMBER 1

Opened the 1991-92 season before a crowd of only 6,973 as the game was played during the largest snowfall in Minnesota history (24 inches in 24 hours). The Timberwolves lost 112-97 to the Utah Jazz.

NOVEMBER 30

Center Luc Longley became the first native Australian to play in an NBA game (at Dallas).

1992

JANUARY 15

Announced that guard/forward Doug West was chosen to compete in the ninth annual Gatorade Slam-Dunk Championship on All-Star Saturday at the Orlando Arena.

MARCH 23

NBA Commissioner David Stern, during a press conference at Target Center, announced that the Timberwolves had been selected to play host to the 1994 NBA All-Star Weekend, scheduled for Friday, Feb. 11 through Sunday, Feb. 13, 1994.

JUNE 1

Named Jack McCloskey general manager.

1993

JANUARY 11

Relieved head coach Jimmy Rodgers of his duties and named Sidney Lowe interim head coach.

MARCH 24

Promoted Sidney Lowe to head coach.

APRIL 25

Guard Micheal Williams broke Calvin Murphy's all-time NBA record for consecutive free throws when he hit his 79th straight in the final home game of the season. Williams continued adding to his mark, making five more in the contest to end the season at 84.

MAY 19

Along with the NBA, unveiled the official logo for the 1994 All-Star Weekend, scheduled for Feb. 11-13 at Target Center.

MAY 20

Forward/center Christian Laettner was named to the NBA All-Rookie First Team.

JUNE 21

Named Kevin McHale television broadcast analyst and special assistant coach and Bob Weinbauer assistant coach.

NOVEMBER 9

Guard Micheal Williams' NBA-record consecutive free-throw streak came to an end at 97 with a second-quarter miss at San Antonio.

1994

JANUARY 8

Announced that guard Isaiah Rider was chosen to compete in the 11th annual Gatorade Slam-Dunk Championship during All-Star Saturday, Feb. 12, at Target Center. Rider was also one of 16 first-year NBA players selected to participate in the inaugural Schick Rookie Game, scheduled prior to the slam-dunk championship.

FEBRUARY 11-13

Along with the NBA, played host to All-Star Weekend at Target Center, featuring All-Star Saturday and the 44th annual All-Star Game.

FEBRUARY 12

Guard Isaiah Rider won the 11th annual Gatorade Slam Dunk Championship during All-Star Saturday at Target Center. Rider finished his winning performance with a between-the-legs, one-handed dunk he called the "East Bay Funk."

APRIL 15

Forward/center Andres Guibert became the first native Cuban to play in an NBA game (vs. Indiana).

MAY 5

Guard Isaiah Rider was named to the NBA All-Rookie First Team.

MAY 23

Announced the sale of the Timberwolves from Marv Wolfenson and Harvey Ratner to Top Rank of Louisiana, pending NBA approval.

JUNE 15

The NBA Relocation Committee unanimously recommended (6-0) that the NBA Board of Governors disapprove the sale of the Timberwolves to Top Rank of Louisiana.

JUNE 21

The NBA Board of Governors voted 25-1, with one abstention, to disapprove the sale of the Timberwolves to Top Rank of Louisiana.

AUGUST 5

Announced the sale of the Timberwolves from Marv Wolfenson and Harvey Ratner to a group led by businessman and former Minnesota state senator Glen Taylor, pending NBA approval.

AUGUST 17

Relieved head coach Sidney Lowe, assistant to the general manager/assistant coach Jim Brewer and assistant coach Chuck Davisson of their duties.



WOLVES HISTORY

AUGUST 18

Named Kevin McHale assistant general manager.

AUGUST 29

Named Bill Blair head coach.

SEPTEMBER 30

Announced that Marv Wolfenson, Harvey Ratner and Glen Taylor had completed and signed a purchase agreement for the sale of the franchise.

OCTOBER 5

The NBA Board of Governors voted to approve the sale of the Timberwolves to Glen Taylor.

1995

MARCH 23

Announced the finalization of the franchise's sale to Glen Taylor.

MAY 11

Promoted Kevin McHale to vice president of basketball operations. Named Flip Saunders general manager and Jerry Sichting director of scouting and player development.

DECEMBER 18

Relieved Bill Blair of his head coaching duties. Named Flip Saunders head coach and Jerry Sichting assistant coach.

1996

JANUARY 9

Rookie forward Kevin Garnett started his first NBA game. At 19 years, 7 months and 20 days, he was, at the time, the third-youngest player in NBA history to start a game.

MAY 16

Forward Kevin Garnett was named to the NBA All-Rookie Second Team.

MAY 18

Unveiled new logo and uniforms in a ceremony in the Mall of America rotunda.

1997

JANUARY 28

Forward Tom Gugliotta was named to the Western Conference team for the 1997 NBA All-Star Game on Feb. 9 in Cleveland, becoming the first player in team history selected to play in an All-Star Game.

FEBRUARY 1

Guard Stephon Marbury was named NBA Rookie of the Month for January. He was the first Timberwolves player to receive league rookie of the month honors. He averaged 16.9 ppg, 8.1 apg and 2.1 spg while leading the Timberwolves to a 9-6 January record.

FEBRUARY 5

Forward Kevin Garnett was named to the Western Conference team for the 1997 NBA All-Star Game on Feb. 9 in Cleveland.

FEBRUARY 8

Guard Chris Carr finished second in the Gatorade Slam Dunk Contest during All-Star Weekend.

FEBRUARY 9

Forward Tom Gugliotta scored nine points and grabbed eight rebounds in 19 minutes for the Western Conference All-Stars in the 1997 NBA All-Star Game. Kevin Garnett added six points and nine rebounds in 18 minutes for the Western Conference All-Stars.

APRIL 25

The Timberwolves participated in the first playoff game in franchise history. They fell to the Houston Rockets, 112-97, at The Summit in Houston.

MAY 6

Guard Stephon Marbury was named to the NBA All-Rookie First Team.

JULY 15

Signed general manager/head coach Flip Saunders to a five-year contract extension.

OCTOBER 1

Signed forward Kevin Garnett to a multi-year contract extension.

1998

JANUARY 25

Forward Kevin Garnett was named a starter for the Western Conference in the 1998 NBA All-Star Game on Feb. 8 in New York, becoming the first player in team history selected to start in an All-Star Game.

FEBRUARY 8

Forward Kevin Garnett scored 12 points and grabbed four rebounds in 21 minutes for the Western Conference All-Stars in the 1998 NBA All-Star Game.

APRIL 26

The Timberwolves won their first playoff game in franchise history, defeating the Seattle SuperSonics, 98-93, at KeyArena in Seattle.

1999

FEBRUARY 22

Guard Stephon Marbury was named NBA Player of the Week for the week of Feb. 15-21. Marbury averaged 24.3 ppg, 11.8 apg, 2.0 rpg and 1.5 spg. In the Feb. 17 game vs. the Houston Rockets, Marbury scored 40 points, handed out 12 assists and had no turnovers, becoming only the fifth player in NBA history to record 40+ points, 10+ assists and no turnovers in a game.

MARCH 18

The NBA announced the Wolves would face the San Antonio Spurs (later changed to the Sacramento Kings) at the Tokyo Dome in Tokyo, Japan on Nov. 5 and Nov. 6.

APRIL 5

Forward Kevin Garnett was named NBA Player of the Week for the week of March 29-April 4. Garnett averaged 24.7 ppg, 8.6 rpg and 6.3 apg, while shooting 66.1% (37-56) from the field.

APRIL 20

Forward Kevin Garnett was selected by a five-member panel of former NBA players as the Midwest Division winner for the 1998-99 NBA Sportsmanship Award.

JUNE 8

Forward Kevin Garnett was named to the All-NBA Third Team.

JUNE 24

The NBA announced the Minnesota Timberwolves were selected to play host to the 2000 Draft at Target Center on June 28, 2000.

JULY 29

Signed general manager/head coach Flip Saunders to a multi-year contract extension.

AUGUST 2

Signed first-round draft pick forward Wally Szczerbiak to a multi-year contract.

NOVEMBER 5

Wolves opened the season in Tokyo, Japan vs. the Sacramento Kings. The Kings won 100-95 at the Tokyo Dome.

NOVEMBER 15

Forward Kevin Garnett was named NBA Player of the Week for the week of Nov. 8-14. He averaged 25.5 ppg and 13 rpg.

DECEMBER 27

Forward Kevin Garnett was named NBA Player of the Week for the week of Dec. 20-26. He averaged 23.0 ppg and 41.0 mpg.

2000

JANUARY 29

Forward Kevin Garnett was named a starter for the Western Conference in the 2000 NBA All-Star Game on Feb. 13 in Oakland.

FEBRUARY 2

Forward Kevin Garnett was named NBA Player of the Month for January. He averaged 25.7 ppg and 10.5 rpg, scoring more than 30 points four times that month.

FEBRUARY 2

Flip Saunders was named NBA Coach of the Month for January. He guided the Wolves to a franchise-record 12-3 (.800) mark. The club posted a 6-1 record on the road, and was 8-3 against .500+ opponents.

FEBRUARY 2

Forward Wally Szczerbiak scored 13 points and grabbed three rebounds in the Schick Rookie Challenge at the NBA All-Star Weekend in Oakland.

FEBRUARY 13

Forward Kevin Garnett started in the NBA All-Star Game in Oakland, recording 24 points, 10 rebounds and five assists.

MARCH 27

Forward Kevin Garnett was named NBA Player of the Week for the week of March 20-26. He averaged 35.3 ppg and 10 rpg. In the March 22 game against Boston, he scored 40 points and grabbed eight rebounds.

MAY 18

Forward Wally Szczerbiak was named to the 1999-2000 Schick All-Rookie First Team.

MAY 20

Guard/forward Malik Sealy killed in a car accident.

MAY 31

Forward Kevin Garnett was named to the 1999-2000 All-NBA First Team.

JUNE 28

Wolves played host to 2000 NBA Draft at Target Center.

NOVEMBER 5

Retired the jersey Malik Sealy prior to the home opener vs. Sacramento.

NOVEMBER 20

Forward Kevin Garnett was named NBA Player of the Week for the week of Nov. 13-19. He averaged 27.0 ppg, 11.0 rpg, and 4.0 apg, while shooting 64.7% from the field.

DECEMBER 23

Minnesota played its 1,000th game in franchise history, at home against Utah.



WOLVES HISTORY

2001

FEBRUARY 2

Flip Saunders was named NBA Coach of the Month for January. He guided the Wolves to a franchise-record 12-4 (.750) mark, matching the club record for most wins in a calendar month (January 2000, March 2000).

FEBRUARY 9

Forward Wally Szczerbiak scored 27 points as a sophomore in the Schick Rookie Challenge at the 2001 All-Star Game in Washington and was named the game's MVP.

FEBRUARY 10

Forward Kevin Garnett scored 14 points in the 2001 All-Star Game in Washington. He was named an All-Star starter for the third time in four appearances.

MARCH 21

Flip Saunders was selected to coach USA Basketball's entry in the 2001 Goodwill Games held Sept. 3-9 in Brisbane, Australia.

APRIL 7

The Timberwolves organization dedicated the Malik Sealy Gym of Dreams at the Episcopal Church of Gethsemane in Minneapolis.

APRIL 8

The Timberwolves organization honored former Minneapolis Lakers star George Mikan in a halftime ceremony of their game vs. the L.A. Lakers.

MAY 2

Forward Kevin Garnett was named to the 2000-01 NBA All-Defensive First Team.

MAY 21

Forward Wally Szczerbiak was named to USA Basketball's team for the 2001 Goodwill Games held Sept. 3-9 in Brisbane, Australia.

MAY 22

Forward Kevin Garnett was named to the 2000-01 NBA All-Interview First Team.

MAY 31

Forward Kevin Garnett was named to the 2000-01 All-NBA Second Team.

JUNE 20

Signed head coach Flip Saunders to a multi-year contract extension.

SEPTEMBER 9

Flip Saunders and forward Wally Szczerbiak helped lead the United States men's basketball team to a 5-0 mark in winning the gold medal at the 2001 Goodwill Games in Brisbane, Australia.

NOVEMBER 19

Forward Kevin Garnett was named NBA Western Conference Player of the Week for games played Nov. 12-18.

2002

JANUARY 14

Forward Kevin Garnett was named NBA Western Conference Player of the Week for games played Jan. 7-13.

JANUARY 26

Forward Kevin Garnett was named a starter for the Western Conference in the 2002 NBA All-Star Game on Feb. 10 in Philadelphia.

JANUARY 29

Guard Wally Szczerbiak was selected as a Western Conference reserve for the 2002 NBA All-Star Game on Feb. 10 in Philadelphia.

FEBRUARY 10

Guard Wally Szczerbiak made his first All-Star Game appearance, scoring 12 points with three assists in 12 minutes on Feb. 10 in Philadelphia. Forward Kevin Garnett made his fifth straight All-Star Game appearance, finishing with 14 points and 12 rebounds.

MARCH 1

Forward Kevin Garnett was named NBA Western Conference Player of the Month for games played in February, the second such honor of his career.

MARCH 11

Forward Kevin Garnett was selected to receive the NBA Community Assist Award for his community outreach during the month of February.

MARCH 24

Center Marc Jackson scored the 100,000th point in club history in the fourth quarter at New York.

APRIL 30

Forward Kevin Garnett was named to the NBA All-Defensive First Team.

MAY 1

Forward Kevin Garnett was named to the NBA All-League Second Team.

NOVEMBER 25

Forward Kevin Garnett was named NBA Western Conference Player of the Week for games played Nov. 18-24.

2003

JANUARY 23

Forward Kevin Garnett was named a starter for the Western Conference in the 2003 NBA All-Star Game on Feb. 9 in Atlanta.

FEBRUARY 9

Forward Kevin Garnett made his sixth straight All-Star game appearance and was named Most Valuable Player of the 52nd annual contest; He finished with 37 points, nine rebounds and five steals in the West's 155-145 double-overtime win at Philips Arena in Atlanta.

MARCH 3

Forward Kevin Garnett was named NBA Western Conference Player of the Month for games played in February, the third such honor of his career.

MARCH 3

Flip Saunders was named NBA Coach of the Month for February, the third such honor of his career.

APRIL 17

Forward Kevin Garnett was named NBA Western Conference Player of the Month for games played in April, the fourth such honor of his career.

MAY 6

Forward Kevin Garnett was named to the NBA All-League First Team.

MAY 8

Forward Kevin Garnett was named to the NBA All-Defensive First Team.

OCTOBER 1

Signed forward Kevin Garnett to a multi-year contract extension.

NOVEMBER 18

Donnie Satori of Waseca, Minn., became the 10 millionth fan to pass through the gates in franchise history.

NOVEMBER 24

Forward Kevin Garnett was named NBA Western Conference Player of the Week for games played Nov. 17-23.

DECEMBER 22

Forward Kevin Garnett was named NBA Western Conference Player of the Week for games played Dec. 15-21.

DECEMBER 29

Guard Sam Cassell was named NBA Western Conference Player of the Week for games played Dec. 22-28.

2004

JANUARY 5

Forward Kevin Garnett was named NBA Western Conference Player of the Month for games played in December, the fifth such honor of his career.

JANUARY 26

Timberwolves Head Coach Flip Saunders was named to coach the Western Conference All-Stars for the February 15 game at STAPLES Center.

JANUARY 26

Forward Kevin Garnett was named NBA Western Conference Player of the Week for games played Jan. 19-25.

JANUARY 29

Forward Kevin Garnett was named a starter for the Western Conference in the 2004 NBA All-Star Game on Feb. 15 in Los Angeles.

FEBRUARY 2

Forward Kevin Garnett was named NBA Western Conference Player of the Month for games played in January, the sixth such honor of his career.

FEBRUARY 2

Forward Kevin Garnett was named NBA Western Conference Player of the Week for games played Jan. 26-Feb. 1.

FEBRUARY 3

Guard Sam Cassell was named a reserve for the Western Conference in the 2004 NBA All-Star Game on Feb. 15 in Los Angeles.

FEBRUARY 15

Timberwolves Head Coach Flip Saunders led the Western Conference All-Stars to a 136-132 win over the East at STAPLES Center. Kevin Garnett recorded 12 points with seven rebounds and six assists. Sam Cassell added four points and a team-high seven assists.

MARCH 1

Forward Kevin Garnett was named NBA Western Conference Player of the Month for games played in February, the seventh such honor of his career. It marked the first time in NBA history that a player won the award in three consecutive months.

MARCH 12

The Timberwolves set a franchise single-game Target Center attendance record with a standing-room-only crowd of 20,391 during a 96-86 win over the Los Angeles Lakers.

APRIL 15

Forward Kevin Garnett was named NBA Western Conference Player of the Month for games played in April, the eighth such honor of his career.

APRIL 15

Timberwolves Head Coach Flip Saunders was named NBA Western Conference Coach of the Month for games played in April, the fourth such honor of his career.



WOLVES HISTORY

APRIL 25

Forward Kevin Garnett was named to the NBA All-League First Team. Guard Sam Cassell was named to the NBA All-League Second Team.

APRIL 26

Forward Kevin Garnett was named to the NBA All-Defensive First Team.

APRIL 30

Timberwolves claim a 102-91 Game 5 first round victory at Target Center to defeat the Denver Nuggets, 4-1, and advance to the Western Conference Semifinals.

MAY 3

Forward Kevin Garnett was named the NBA's Most Valuable Player. He tallied 1,219 points in MVP balloting, including 120 of a possible 123 first place votes from the media.

MAY 19

Timberwolves post an 83-80 Game 7 semifinals victory at Target Center to defeat the Sacramento Kings, 4-3, and advance to the Western Conference Finals.

MAY 31

Timberwolves fall to the Los Angeles Lakers, 96-90 in Game 6 of the Western Conference Finals and are eliminated from the series, 4-2.

JULY 9

Named Jim Stack general manager.

NOVEMBER 8

Forward Kevin Garnett was named NBA Western Conference Player of the Week for games played Nov. 1-7.

2005

FEBRUARY 3

Forward Kevin Garnett was named a starter for the Western Conference in the 2005 NBA All-Star Game on Feb. 20 in Denver.

FEBRUARY 12

Relieved head coach Flip Saunders of his duties and named Kevin McHale interim head coach.

FEBRUARY 20

Forward Kevin Garnett tallied 10 points in 16 minutes for the Western Conference in the 2005 NBA All-Star Game in Denver.

APRIL 1

Forward Kevin Garnett was named NBA Western Conference Player of the Month for games played in March, the ninth such honor of his career.

MAY 12

Forward Kevin Garnett was named to the NBA All-Defensive First Team.

MAY 18

Forward Kevin Garnett was named to the NBA All-League Second Team.

JUNE 17

Named Dwane Casey head coach.

DECEMBER 5

Kevin Garnett was awarded the NBA's community assist award for the month of November, for his Katrina relief efforts and his donation of the 4XL Technology Center at Washburn High School in Minneapolis.

2006

JANUARY 17

Kevin Garnett was named Western Conference Player of the Week for his play in three games between Jan. 9 and 15. It was the 14th such honor for Garnett in his career.

FEBRUARY 9

Kevin Garnett was named to the 2006 Western Conference All-Star Team for the ninth consecutive season.

FEBRUARY 19

Kevin Garnett played in his ninth consecutive NBA All-Star Game, logging 16 minutes, grabbing nine rebounds and dishing four assists.

APRIL 17

Fred Holberg announced his retirement from the NBA due to the risks of playing with a pacemaker. He also announced that he would be joining the front office staff of the organization.

APRIL 27

The NBA announced that Kevin Garnett was the 2006 recipient of the J. Walter Kennedy Citizenship award presented annually by the Professional Basketball Writers Association.

APRIL 28

Original Timberwolves co-owner Harvey Ratner passes away at age 79.

MAY 11

Forward Kevin Garnett was named to the NBA All-Defensive Second Team.

NOVEMBER 3

Craig Smith scores 20 points in 16 minutes of playing time at Denver to become the first Timberwolves player to tally 20 or more points in less than 20 minutes since Chauncey Billups on April 18, 2001.

NOVEMBER 6

Kevin Garnett records 15 points and 10 rebounds at Sacramento for his 37th consecutive point/rebound double-double. The streak would end the following day at Los Angeles Lakers, but his string was the NBA's longest in 23 years since Moses Malone had 44 consecutive point/rebound double-doubles.

DECEMBER 3

Kevin Garnett scores the 18,000th point of his career against New York.

DECEMBER 29

Kevin Garnett records block number 1,500 in his career against Seattle.

2007

JANUARY 2

Randy Foye was named the NBA Western Conference Rookie of the Month for December.

JANUARY 7

Kevin Garnett was named the NBA Western Conference Player of the Week.

JANUARY 7

Kevin Garnett broke his own franchise record of consecutive double-figure scoring games to 339, the eighth-longest streak in NBA history.

JANUARY 7

Minnesota tied an NBA record for most consecutive overtime games with three on Jan. 3, 5 and 7.

JANUARY 13

Kevin Garnett hauled in the 10,000th rebound of his career against New Jersey. He becomes the 32nd player in NBA history to reach that mark.

JANUARY 22

Ricky Davis scored 30 of his 32 points in the second half at Utah. His 30 points in a half ties a franchise record shared by Tony Campbell and Chauncey Billups.

JANUARY 23

Relieved Dwane Casey of his head coaching duties; promoted assistant coach Randy Wittman to head coach for the remainder of the season.

JANUARY 24

Minnesota set an NBA record for most overtime games in a calendar month with a total of six in January.

FEBRUARY 16

Randy Foye played in the Rookie Challenge at All-Star Weekend in Las Vegas and produces 14 points and seven assists.

FEBRUARY 18

Kevin Garnett started for the Western Conference All-Star Team and collects seven points, six rebounds and four assists. It was his 10th straight All-Star appearance and eighth start.

APRIL 1

Minnesota set a franchise record with its 10th overtime contest of the season in a 105-104 win at Orlando.

APRIL 6

Kevin Garnett scored the 19,000th point of his career at New York.

APRIL 9

Kevin Garnett scored 17 points against Toronto. It was his 398th consecutive game scoring in double-figures (in his final game of the season). His streak is the longest in franchise history and the eighth-longest in NBA history.

APRIL 30

Kevin Garnett named to All-Defensive Team for the eighth time in his career (All-Second Team in 2007).

MAY 19

Kevin Garnett named to All-NBA Third Team. His seventh career All-NBA selection.

MAY 8

Randy Foye and Craig Smith named to the first and second NBA All-Rookie teams.

JULY 31

Acquired forwards Al Jefferson, Ryan Gomes and Gerald Green, guard Sebastian Telfair, center Theo Ratliff and two first-round draft picks in exchange for forward Kevin Garnett.

DECEMBER 6

Corey Brewer pulled down 18 rebounds at Atlanta, the most by a Timberwolves rookie since Dean Garrett grabbed 20 on Jan. 31, 1997.

DECEMBER 8

Al Jefferson posted 32 points and 20 rebounds in a 100-93 win over Phoenix, joining Kevin Garnett as the only players in Wolves history with 30/20 games.

DECEMBER 21

The Wolves posted a 131-118 win over Indiana to record the second-highest single-game scoring total in franchise history.

2008

JANUARY 27

Al Jefferson poured in a career-high 40 points in a 98-95 win over New Jersey, becoming the eighth player in franchise history to surpass the 40-point plateau.



WOLVES HISTORY

JANUARY 28

Al Jefferson was named Western Conference Player of the Week, the second such honor of his career.

FEBRUARY 16

Gerald Green competed in the Sprite Slam Dunk competition at All-Star Weekend in New Orleans, finishing as the runner-up to Orlando's Dwight Howard.

MARCH 19

Al Jefferson grabbed his 273rd offensive rebound of the season, surpassing the previous club record of 272 set by Felton Spencer during the 1990-91 season.

APRIL 15

Rashad McCants hit his 140th three-pointer of the season, surpassing the previous team record of 139 set by Isaiah Rider during the 1994-95 season.

JUNE 26

Unveiled a re-designed logo and new secondary logo in anticipation of the team's 20th NBA season. The new secondary logo made its public debut in front of a national audience as it adorned the hat worn by the Wolves' selection in that night's 2008 NBA Draft.

AUGUST 18

Introduced new uniforms for the franchise's 20th season in a public ceremony at the IDS Center's Crystal Court. The event marked the first change in the Timberwolves uniforms in 12 seasons.

SEPTEMBER 18

Tipped off the franchises 20th season with a press conference at Target Center. The Wolves honored all season ticket holders who remain from the inaugural season and staged a ceremonial "opening tip" to the season between rookie center Kevin Love and inaugural season center Randy Breuer.

DECEMBER 8

Relieved Randy Wittman of his head coaching duties; reassigned Kevin McHale from vice president of basketball operations to head coach.

2009

JANUARY 5

Al Jefferson was named Western Conference Player of the Week, the third such honor of his career.

FEBRUARY 2

Kevin McHale was named Western Conference Coach of the Month after guiding the Wolves to a 10-4 mark in January.

APRIL 3

Kevin Love was named named Western Conference Rookie of the Month for March.

APRIL 15

Kevin Love tallied his 29th double-double, passing Christian Laettner for most by a Timberwolves rookie.

MAY 22

Named David Kahn president of basketball operations.

JUNE 17

Relieved Kevin McHale of his head coaching duties.

AUGUST 10

Named Kurt Rambis head coach.

2010

JANUARY 13

Al Jefferson hauled in a franchise-record 26 rebounds in the Wolves' triple-OT loss at Houston. The game also marked the first triple-overtime game in club history.

FEBRUARY 23

Corey Brewer's three-pointer in the second quarter at Miami extended his streak to 22 consecutive games with at least one trey, breaking the previous franchise record of 21 held by Isaiah Rider.

APRIL 30

Jonny Flynn was named to the NBA All-Rookie Second Team.

NOVEMBER 10

Michael Beasley scored a career-best 42 points to lead the Wolves to a 98-89 win over Sacramento, becoming the youngest Timberwolf in franchise history to score 40 points (age 21).

NOVEMBER 12

Kevin Love scored 31 points and grabbed 31 rebounds to help the Wolves erase a 21-point third quarter deficit en route to a 112-103 win over the Knicks. Love became the first player since Moses Malone in 1981-82 to accomplish a 30/30 game.

NOVEMBER 27

Kevin Love posted 21 points and 22 rebounds, his fourth 20/20 game of November, becoming the first player to have four 20/20 games in a month since Kevin Willis did so twice during the 1991-92 season.

DECEMBER 4

The Timberwolves made a franchise-record 18 three-pointers vs. Cleveland, including five from Kevin Love (who had a game-high 28 points), en route to the team's biggest margin of victory of the season (34 points).

2011

FEBRUARY 16

Kevin Love scored 18 points and grabbed 18 rebounds for his 51st double-double before the All-Star break, the most in NBA history and joining George Mikan (50 in 1950) as the only players with 50+ double-doubles before the break.

FEBRUARY 18

Wes Johnson scored 25 points at the T-Mobile Rookie Challenge, the most by a Timberwolf since Wally Szczerbiak had 27 in 2001.

FEBRUARY 20

Kevin Love scored two points and grabbed four rebounds in 12 minutes during the Western Conference's 148-143 victory in the 2011 All-Star Game.

MARCH 13

Kevin Love (6 points, 12 rebounds) had his 53-game double-double streak snapped against Golden State. The streak was a franchise record, and the longest in the NBA since Elvin Hayes had a 55-game streak during the 1973-74 season.

APRIL 21

Kevin Love received the 2010-11 Kia NBA Most Improved Player Award.

MAY 11

Wes Johnson was named to the NBA All-Rookie Second Team.

MAY 18

Awarded the second overall pick in the 2011 NBA Draft.

JUNE 23

Selected forward Derrick Williams with the second overall pick of the 2011 NBA Draft.

JULY 12

Relieved Kurt Rambis of his coaching duties.

SEPTEMBER 13

Reached an agreement in principle with Rick Adelman to become the team's next head coach.

DECEMBER 30

In just his third NBA game, Ricky Rubio recorded 12 points, 12 assists and six rebounds vs. Miami - the first Wolves player to record such line since Sam Cassell (Jan. 21, 2004 at Toronto).

2012

JANUARY 18

Ricky Rubio registered nine points, eight rebounds, seven assists and six steals - the first such stat line in NBA history - in a 93-85 win over Detroit.

JANUARY 20

Kevin Love's three-pointer as time expired gave the Wolves a 101-98 win over the Los Angeles Clippers. Love record his 15th straight double-double (17 points, 14 rebounds) to start the season, the longest such streak since Moses Malone had 16 in 1981-82.

FEBRUARY 1

Ricky Rubio named the Western Conference Rookie of the Month for January, the first such honor of his career.

FEBRUARY 7

Playing without Kevin Love, the Wolves defeated the Sacramento Kings 86-84 to move one game over .500 at 13-12. The record represented the Wolves best mark after 25 games since they began the 2004-05 season 15-10.

FEBRUARY 8

Ricky Rubio and Derrick Williams selected to represent Wolves in 2012 BBVA Rising Stars Challenge.

FEBRUARY 9

Kevin Love named to Western Conference All-Star Team.

FEBRUARY 11

Drew an announced crowd of 20,232 vs. New York, the Wolves' largest home crowd since the 2003-04 season and the 4th-largest crowd in Target Center history. Kevin Love tallied his sixth career 30-point/20-rebound game, registering 32 points and 21 rebounds as the Wolves fell to the Knicks, 100-98.

FEBRUARY 24

Representing the Timberwolves at the BBVA Rising Stars Challenge, Ricky Rubio scored 12 points and dished out seven assists, while Derrick Williams scored two points.

FEBRUARY 25

Kevin Love outlasted Kevin Durant to win the 2012 Foot Locker Three-Point Contest.

FEBRUARY 26

In his second NBA All-Star Game, Kevin Love scored 17 points in just over 18 minutes as the Western Conference defeated the Eastern Conference, 152-149.

MARCH 3

Put a halt to a 16-game losing streak to Portland, defeating the Trail Blazers 122-110. In the win, Kevin Love erupted for a season-best 42 points, triggering a five-game binge that saw him average 34.2 ppg. Ricky Rubio tied a Wolves record by handing out 10 first-quarter assists. It was the Wolves' first win at the Rose Garden since Dec. 7, 2005.



WOLVES HISTORY

MARCH 10

Announced Ricky Rubio would undergo season-ending surgery to repair a torn ACL (anterior cruciate ligament) in his left knee suffered March 9 vs. the L.A. Lakers.

MARCH 23

In the highest scoring NBA game in nearly four years, the Wolves fell to the Oklahoma City Thunder 149-140 in double-OT. Kevin Love scored a club-record 51 points, including a career-high seven three-pointers, while J.J. Barea became the 7th Wolves player in team history to record a triple-double with 25 points, 10 rebounds and a career-high-tying 14 assists. In the loss, Minnesota set team records for points scored (140) and three-point field goals attempted (36). The Wolves also set two-team records for points (289) and field goals made (109).

MARCH 25

Kevin Love registered his 7th career 30-point/20-rebound game with 30 points and 21 rebounds as the Wolves defeated the Denver Nuggets, 117-100. Love's seven 30-point/20-rebound games are the most among all active NBA players.

MARCH 28

Kevin Love scored 40 points while grabbing 19 rebounds in Minnesota's 88-83 win over Charlotte. Love's 40-point game was the third of his career, tying him with Kevin Garnett for the most in a Wolves uniform.

MAY 12

Kevin Love finished 6th in the 2012 KIA Most Valuable Player balloting, totaling 58 points.

MAY 15

Ricky Rubio finished 2nd in the 2012 KIA Rookie of the Year balloting.

MAY 22

Ricky Rubio named to the 2012 NBA All-Rookie Team; Derrick Williams named to 2012 NBA All-Rookie Second Team.

MAY 24

Kevin Love named to All-NBA Second Team.

NOVEMBER 13

Announced that Chase Budinger underwent successful surgery to repair a lateral meniscus tear in his left knee.

DECEMBER 15

Ricky Rubio made his season debut after missing the first 20 games recovering from surgery to repair the acl and lcl in his right knee. He tallied eight points, nine assists, four rebounds and three steals in 18 minutes as the Wolves defeated the Dallas Mavericks 114-106 in overtime.

2013

JANUARY 11

Andrei Kirilenko became the 15th player in NBA history to collect 2000+ assists, 1000+ steals and 1000+ blocks in a career.

JANUARY 15

Announced that Kevin Love underwent successful surgery to repair a fractured third metacarpal in his right hand.

FEBRUARY 2

Dante Cunningham went a perfect 9-of-9 from the floor in a win over New Orleans. In doing so, Cunningham set a new single-game franchise record for field goal accuracy.

FEBRUARY 15

Ricky Rubio and Alexey Shved represented the Wolves in the BBVA Rising Stars Challenge in Houston, with Rubio totaling five points and 10 assists while Shved netted 12 points and four assists.

FEBRUARY 24

Ricky Rubio tallied his second straight 10x5x5 game with 16 points, 11 assists, eight rebounds and six steals vs. Golden State, becoming the third player in Wolves history with back-to-back 10x5x5 games and first since Terrell Brandon in 2001.

MARCH 12

Ricky Rubio recorded his first career triple-double (29th in team history) with 21 points, 12 assists and a career-high 13 rebounds in a 107-83 win over San Antonio, which equalled the Wolves' largest victory over the Spurs.

APRIL 6

Rick Adelman became the eighth coach in NBA history to record 1,000 career victories with the Wolves' 107-101 victory over Detroit.

APRIL 8

Nikola Pekovic was named Western Conference Player of the Week for games played Apr. 1-7. The honor was the first in his career and the Wolves' first since Al Jefferson earned the nod on Jan. 5, 2009.

MAY 2

Declined team option on David Kahn for 2013-14 season.

MAY 3

Named Phil "Flip" Saunders as President of Basketball Operations and a minority owner.

JULY 11

In a three-team trade, acquired Kevin Martin (sign-and-trade) and cash considerations from Oklahoma City, sending Luke Ridnour and a 2014 second-round pick to Milwaukee.

NOVEMBER 4

Kevin Love was named the Western Conference Player of the Week for games played Oct. 29 - Nov. 3, the first such honor of his career.

NOVEMBER 10

Minnesota outscored the Lakers 47-23 in the first quarter, the highest-scoring quarter in club history.

DECEMBER 13

Kevin Love connected on a career-high eight three-pointers, matching Stephon Marbury's club record for most threes in a game.

2014

JANUARY 23

Kevin Love was voted as a Western Conference All-Star Starter, his third All-Star appearance and first start. Love became the first Wolves player to start in an All-Star game since Garnett in 2007.

FEBRUARY 4

Announced a plan to open Mayo Clinic Square, a new practice facility across the street from Target Center in the former Block E.

FEBRUARY 16

Kevin Love participated in the 2014 Foot Locker Three-Point Contest as part of NBA All-Star Saturday Night, his second time participating in the event.

FEBRUARY 19

Ricky Rubio matched a franchise record with a career-high 17 assists vs. Indiana, joining six other Wolves players to dish out 17 in a game (most recently Chauncey Billups in 2002).

FEBRUARY 28

Kevin Love finished the month of February averaging league-highs in both points (34.0) and rebounds (14.1), numbers which hadn't been averaged in a month since Moses Malone in March 1982.

MARCH 16

Making his first career NBA start, Gorgui Dieng tallied 12 points, 11 rebounds and 5 blocked shots. Dieng became the first player since Elden Campbell in 1991 to record 10p/10r/5b in their first NBA start.

MARCH 20

Gorgui Dieng recorded new career highs in both points (22) and rebounds (21), becoming the fifth player in team history to post a 20/20 game and 6th since 1970 to record a 20/20 game within their first three starts. He is just the fourth rookie in the past 20 years to accomplish the feat.

MARCH 28

Minnesota set franchise records for points scored (143) and field goal percentage (67.1%) in its 143-107 win over the Lakers.

MARCH 30

Ricky Rubio broke Tyrone Corbin's (175, 1989-90) franchise single-season steals record.

MARCH 31

Kevin Love moved past Tom Gugliotta (464, 1996-97) atop the franchise single-season chart for FTs made.

APRIL 1

Gorgui Dieng was named the KIA Western Conference Rookie of the Month for March.

APRIL 11

Corey Brewer scored a career-high and franchise-record-tying 51 points and grabbed a career-high-matching six steals vs. Houston, the most points in a regulation game in franchise history. Brewer became the fourth player in NBA history to score 50+ points and grab 6+ steals, joining Allen Iverson, Michael Jordan and Ricky Berry.

APRIL 16

Minnesota closed out the season setting a number of franchise records, including most points (8768), rebounds (3669) and three-pointers (600).

APRIL 16

Kevin Love finishes the season averaging 26.2 points, 12.4 rebounds and 4.4 assists per game, the first player to average 26+ points, 12+ rebounds and 4+ assists per game since Kareem Abdul-Jabbar and Bob McAdoo in 1975-76.

APRIL 21

Head coach Rick Adelman announced his retirement from coaching.

JUNE 6

Named Flip Saunders new head coach.

AUGUST 23

Traded forward Kevin Love to Cleveland and guard Alexey Shved and Luc Richard Mbah a Moute to Philadelphia in a three-team trade. The Wolves acquired Andrew Wiggins, Anthony Bennett and Thaddeus Young. Cleveland received Love, while Philadelphia received Shved, Mbah a Moute and Miami's 2015 first-round pick.

AUGUST 26

Andrew Wiggins, Anthony Bennett, Thaddeus Young and Zach LaVine introduced to fans and media at Minnesota State Fair.

SEPTEMBER 17

Signed rookie guard Glenn Robinson III (2nd round, 40th overall).

OCTOBER 29

Andrew Wiggins became youngest player in franchise history to start a game.

OCTOBER 31

Signed guard Ricky Rubio to multi-year extension.



WOLVES HISTORY

NOVEMBER 1

Ricky Rubio matched a career-high 17 assists in 106-105 loss to Chicago.

DECEMBER 3

Andrew Wiggins named KIA Western Conference Rookie of the Month for November.

DECEMBER 6

Zach LaVine became 2nd youngest player (19 years, 271 days) to record 20-point/10-assist game with 22 points and 10 assists in 123-101 loss at San Antonio.

DECEMBER 10

Andrew Wiggins recorded first career double-double with 23 points and season-high 10 rebounds in 90-82 win against Portland.

DECEMBER 19

Acquired guard Troy Daniels and two second round picks from Houston in three-team trade with the Houston Rockets and Philadelphia 76ers. The Wolves also sent Ronny Turiaf to Philadelphia as part of the deal.

DECEMBER 27

Zach LaVine became youngest player in NBA history (19 years, 292 days) to record a 14-assist game in 110-97 loss at Golden State.

2015

JANUARY 5

Andrew Wiggins named KIA Western Conference Rookie of the Month for December.

JANUARY 9

Andrew Wiggins set a franchise-rookie-record with six consecutive games of 20+ points.

JANUARY 13

Mo Williams scored a franchise-record 52 points in 110-101 win at Indiana.

JANUARY 19

Mo Williams named Western Conference Player of the Week for games played January 12-18.

JANUARY 28

Gorgui Dieng, Zach LaVine, Shabazz Muhammad and Andrew Wiggins named to BBVA Rising Stars Challenge, marking the first time ever that four players from one team were named to the event.

FEBRUARY 4

Andrew Wiggins named KIA Western Conference Rookie of the Month for January.

FEBRUARY 10

Acquired guard Gary Neal and a second round pick from the Charlotte Hornets in exchange for guards Mo Williams and Troy Daniels.

FEBRUARY 10

Acquired forward Andrean Payne from the Atlanta Hawks in exchange for a protected future first round pick.

FEBRUARY 13

Andrew Wiggins put up 22 points and 6 rebounds and was named MVP of the BBVA Rising Stars Challenge at NBA All-Star Weekend in Brooklyn.

FEBRUARY 14

Zach LaVine won Sprite Slam Dunk Contest at NBA All-Star Weekend in Brooklyn, becoming just the second Wolves player in history to win the award (Isaiah Rider, 1994).

FEBRUARY 19

Acquired forward Kevin Garnett from the Brooklyn Nets in exchange for forward Thaddeus Young.

FEBRUARY 25

Kevin Garnett played first game in return to the Timberwolves, scoring 5 points and grabbing 8 rebounds in front of a sellout crowd in a 97-77 win against Washington.

MARCH 2

Ricky Rubio tallies his fourth career triple-double, marking the second-most triple-doubles in franchise history, trailing only Kevin Garnett's 16.

MARCH 4

Andrew Wiggins named KIA Western Conference Rookie of the Month for February.

MARCH 5

Waived guard Glenn Robinson III and claimed center Justin Hamilton off waivers.

MARCH 7

Ricky Rubio registered his 5th straight point/assist double-double with 13 points and 15 assists in 121-113 victory against Portland. Only Micheal Williams (6 from Jan. 18-29, 1993) has put together a longer such streak in franchise history.

MARCH 9

Andrean Payne became the first NBA rookie in 2014-15 – and seventh rookie in Wolves history – to record a 15-point/15-rebound game with 16 points and 15 boards in 89-76 loss at L.A. Clippers.

MARCH 23

Wolves starting lineup of Lorenzo Brown, Zach LaVine, Andrew Wiggins, Andrean Payne and Gorgui Dieng marked a franchise-record-tying 26th different starting lineup for the season.

APRIL 7

Chase Budinger scored 10+ points in 13th consecutive game off the bench in 116-111 loss at Sacramento, breaking franchise record for a reserve set by Wally Szczerbiak (12 in 2004-05).

APRIL 8

Nikola Pekovic underwent season-ending surgery to repair right Achilles ailment.

APRIL 11

Zach LaVine scored a franchise rookie-record 37 points on 13-of-21 shooting in 110-101 loss at Golden State.

APRIL 30

Andrew Wiggins named the recipient of the Eddie Gottlieb trophy as the winner of the Kia NBA Rookie of the Year award, the first Wolves player to win the award in franchise history. Wiggins received 110 of 130 first-place votes from a panel of sportswriters and broadcasters throughout the United States and Canada.

JUNE 17

Hosted the grand opening for Mayo Clinic Square, the team's brand new training center and corporate headquarters. The grand opening guest speakers included NBA commissioner Adam Silver and WNBA President Laurel Richie.

MAY 18

Andrew Wiggins named a unanimous selection to the NBA All-Rookie First Team, while Zach LaVine was named to the NBA All-Rookie Second Team.

MAY 19

Secured the No. 1 overall pick for the first time in franchise history in the 2015 NBA Draft.

JUNE 25

Selected Kentucky forward/center Karl-Anthony Towns (first round, 1st overall), Turkey forward Cedi Osman (2nd round, 31st overall) and Syracuse forward Rakeem Christmas (2nd round, 36th overall) in the 2015 NBA Draft. Subsequently acquired the draft rights to Tyus Jones (1st round, 24th overall) in exchange for the rights to Cedi Osman and Rakeem Christmas.

AUGUST 11

Timberwolves announced Flip Saunders has been diagnosed with Hodgkin's Lymphoma.

SEPTEMBER 11

Timberwolves announced Sam Mitchell will serve as interim head coach for 2015-16 season as Flip Saunders takes a leave of absence from duties.

SEPTEMBER 14

Hired Arnie Kander as Vice President of Sports Performance.

OCTOBER 13

Alongside the City of Minneapolis, AEG, the Timberwolves/Lynx announced an update on the renovation schedule for Target Center as well as an extension with Target for the naming rights of the building. The new timeline for renovation begins with three phases, beginning in Summer 2016.

OCTOBER 18

Announced a new multi-year agreement with WCCO-AM as the team's flagship radio station.

OCTOBER 25

Phil "Flip" Saunders passed away at age 60.

OCTOBER 28

Ricky Rubio scored a career-high 28 points against the L.A. Lakers in Minnesota's 112-111 season-opening win.

OCTOBER 30

Karl-Anthony Towns recorded 28 points and 14 rebounds against Denver, the youngest player in NBA history to notch a double-double in each of the first two games of his career.

NOVEMBER 15

Kevin Garnett surpassed the 50,000-minute mark against Memphis, becoming just the fifth player in NBA history to reach the mark.

DECEMBER 3

Kevin Garnett moved past Jason Kidd (50,110) for third place on the NBA's career-minutes list.

DECEMBER 3

Karl-Anthony Towns named Western Conference Rookie of the Month for November.

DECEMBER 5

Kevin Garnett scored the 26,000th point of his career against Portland.

DECEMBER 11

Kevin Garnett surpassed Karl Malone to become the NBA's all-time defensive rebound leader against Denver.

DECEMBER 28

Andrew Wiggins scored his 2000th career point against San Antonio.

2016

JANUARY 4

Karl-Anthony Towns named Western Conference Rookie of the Month for December.

JANUARY 8

Andrew Wiggins recorded a career-high 35 points against Cleveland.

JANUARY 23

Ricky Rubio moved past Pooh Richardson (1973) for second place on the Wolves' all-time assist chart against Memphis.



WOLVES HISTORY

FEBRUARY 2

Karl-Anthony Towns named Western Conference Rookie of the Month for January.

FEBRUARY 4

Zach LaVine, Karl-Anthony Towns and Andrew Wiggins named to BBVA Rising Stars Challenge.

FEBRUARY 4

Karl-Anthony Towns named as a participant for the 2016 Taco Bell Skills Challenge, becoming the first Timberwolves player to participate in the NBA All-Star Skills Challenge.

FEBRUARY 4

Zach LaVine named as a participant for the 2016 Verizon Slam Dunk Contest as a part of NBA All-Star Saturday Night.

FEBRUARY 10

Karl-Anthony Towns recorded his 30th double-double of the season, surpassing Kevin Love (29 in 2008-09) for the most double-doubles in a season by a Wolves rookie. Towns also set a new team-high for rookie 20p/10r performances (15) in the same night.

FEBRUARY 13

Zach LaVine notched 30 points and is named MVP of the BBVA Rising Stars Challenge at NBA All-Star Weekend in Toronto.

FEBRUARY 14

Karl-Anthony Towns won the Taco Bell Skills Challenge trophy, becoming the first big man in league history to win the contest.

FEBRUARY 14

Zach LaVine won the Verizon Slam Dunk Contest at NBA All-Star Weekend in Toronto, becoming the first player in Wolves history to win the award in consecutive years (fourth in NBA history).

MARCH 3

Karl-Anthony Towns named Western Conference Rookie of the Month for February. The Timberwolves become the first team to have two players win conference Rookie of the Month awards at least four times in consecutive seasons.

MARCH 5

Minnesota shot a franchise record 68.4% (52-of-76) from the floor. It marked the highest FG% by any NBA team since the Clippers shot 69.3% vs. Toronto on Mar. 13, 1998.

MARCH 25

Karl-Anthony Towns moved past Kevin Love (734) for first place on the Wolves rookie rebound chart.

APRIL 3

Karl-Anthony Towns became the first rookie to collect at least 21 rebounds and nine assists in the same game since Elgin Baylor (Feb. 9, 1959) against Dallas. His 18 defensive rebounds marked a new club rookie record (previously Laettner, 17).

APRIL 5

Karl-Anthony Towns overtook Kevin Garnett (131) for first place on the Wolves rookie block chart against Golden State.

APRIL 5

Karl-Anthony Towns named Western Conference Rookie of the Month for March, becoming the first player in Wolves history to earn Kia NBA Rookie of the Month honors in five consecutive months.

APRIL 7

Andrew Wiggins scored his 3000th career point at Sacramento.

APRIL 11

Karl-Anthony Towns moved past Christian Laettner (1,475) for club rookie scoring record.

APRIL 11

Karl-Anthony Towns named NBA Western Conference Player of the Week for the week of April 4-10, becoming the first rookie in the league to be named Player of the Week since Michael Carter-Williams in 2013-14.

APRIL 13

Ricky Rubio named the winner of the first annual Flip Saunders Legacy Fund, an award which recognizes excellence in community service.

APRIL 13

Minnesota set a new franchise single-game scoring record with 144 points against New Orleans (previously 143 vs. L.A. Lakers on Mar. 28, 2014). Minnesota's 80 points in the paint were the team's most in the last 20 years.

APRIL 13

Karl-Anthony Towns finished the season as the seventh rookie in NBA history to average 18+ points, 10+ rebounds and 1.5+ blocks and shoot 50% or better from the field.

APRIL 13

Following the final game of the season, the Timberwolves announced Sam Mitchell had been relieved of his interim head coaching duties and the team was initiating a search for both a new head coach and new head of basketball operations.

APRIL 15

Karl-Anthony Towns named Western Conference Rookie of the Month, making him the eighth player since the award's inception in the 1981-82 season to win six consecutive Rookie of the Month honors.

APRIL 20

Announced the team has agreed to terms with Tom Thibodeau as President of Basketball Operations/Head Coach, and Scott Layden as General Manager.

MAY 9

Zach LaVine named NBA Cares Community Assist Award winner for the month of April. LaVine donated the \$10,000 award to the Flip Saunders Legacy Fund.

MAY 16

Karl-Anthony Towns named the recipient of the Eddie Gottlieb trophy as the winner of the Kia NBA Rookie of the Year award. Towns became just the fifth unanimous NBA Rookie of the Year in the last 32 years, joining Damian Lillard (2012-13), Blake Griffin (2010-11), David Robinson (1989-90) and Ralph Sampson (1983-84).

MAY 19

Karl-Anthony Towns named to the NBA All-Rookie First Team, receiving a unanimous 130 First Team votes.

JUNE 7

Zach LaVine named to the 2016 USA Men's Select Team.

JUNE 8

A ceremonial event to officially tip off the Target Center renovations took place and included remarks from Mayor Betsy Hodges, Timberwolves CEO Rob Moor, Target Center general manager Steve Mattson and council member Lisa Goodman.

JUNE 17

Rob Moor stepped down as Timberwolves and Lynx CEO.

JUNE 23

Selected Providence guard Kris Dunn (first round, 5th overall) in the 2016 NBA Draft.

JUNE 29

Announced new minority team owners and limited partners in Lizhang (John) Jiang, founder and chairman of Shanghai Double-Edged Sports Company in China, and Meyer Orbach, chairman of the Orbach Group in New York City. Mr. Jiang became the first Chinese citizen to have an ownership stake in an NBA team.

JULY 11

Ethan Casson named Chief Executive Officer of the Minnesota Timberwolves and Lynx.

SEPTEMBER 23

Forward Kevin Garnett announced his retirement after 21 seasons in the NBA, including 13+ seasons with the Timberwolves. Garnett retired as the Wolves' all-time leader in numerous categories, including games played (970), minutes (36,189), points (19,201), rebounds (10,718), blocked shots (1,590), assists (4,216), steals (1,315), double-doubles (607) and triple-doubles (16).

SEPTEMBER 25

Announced center Nikola Peković will be sidelined for the entire 2016-17 season due to recurring pain in his right ankle.

OCTOBER 23

Exercised the 2017-18 contract options on guards Tyus Jones and Zach LaVine, center Karl-Anthony Towns and forward Andrew Wiggins.

NOVEMBER 13

Andrew Wiggins finished with a career-high 47 points against the Los Angeles Lakers. The scoring total was his first 40+ point effort in his career.

DECEMBER 11

Karl-Anthony Towns scored his 2000th point vs. Golden State.

DECEMBER 28

Ricky Rubio scored his 3000th point and dealt his 2500th assist at Denver.

2017

JANUARY 22

Andrew Wiggins tallied his 4000th point and finished with 24 points vs. Denver.

JANUARY 23

Timberwolves owner Glen Taylor and the NBA G League announced a letter of intent from Taylor to purchase majority ownership in the NBA G League's Iowa Energy.

JANUARY 26

Karl-Anthony Towns named to BBVA Rising Stars Challenge.

FEBRUARY 4

Announced guard Zach LaVine would be sidelined for the remainder of the 2016-17 season due to a torn ACL (anterior cruciate ligament).

FEBRUARY 14

Andrew Wiggins led all scorers with 40 points in the victory at Denver, becoming just the second player in Wolves history to tally 40+ in consecutive games (Kevin Love, Apr. 13-14, 2014).

MARCH 4

Ricky Rubio registered his fifth career triple-double at San Antonio; the 13 rebounds equaled his career best.

MARCH 8

Karl-Anthony Towns collected his 100th career double-double vs. the L.A. Clippers, becoming the 2nd-youngest player in NBA history to reach 100 (Dwight Howard).

MARCH 10

The Timberwolves set a Target Center attendance record vs. Golden State (20,412), surpassing the previous high (20,391 vs. LAL, 3/12/04).



WOLVES HISTORY

MARCH 15

Karl-Anthony Towns saw his run of scoring 20+ in 21 consecutive games, the longest such streak in club history end at Boston.

MARCH 15

Ricky Rubio finished with 23 points at Boston, becoming the first Wolves point guard to net 20+ points in four straight games since Sam Cassell in Feb. 2004.

MARCH 20

The NBA announced that the NBA Global Games China 2017 will include two preseason games between the Minnesota Timberwolves and the Golden State Warriors.

MARCH 30

Andrew Wiggins passed Christian Laettner (4759) for 7th on the Wolves' all-time scoring list vs. the L.A. Lakers.

APRIL 11

The Minnesota Timberwolves unveiled the team's new logo in a halftime ceremony at the season finale vs. Oklahoma City.

APRIL 12

Karl-Antony Towns became the first player in NBA history to record 2000 points, 1000 rebounds and 100 made three-pointers in a season.

MAY 3

The Timberwolves announced the final sale of majority ownership in the Iowa Energy to Glen Taylor.

MAY 30

The Minnesota Timberwolves today unveiled the new name and identity for their recently acquired NBA G League Affiliate in Des Moines. The team, formerly the Iowa Energy, has been renamed the Iowa Wolves.

JUNE 20

The Timberwolves announced a multi-year partnership with Fitbit, naming the company the "Official Wearable" and "Official Sleep Tracker" of the Minnesota Timberwolves, Minnesota Lynx and Iowa Wolves in a partnership that extends to the court, arena, back-office and fans. Fitbit's logo will appear on Timberwolves player uniforms beginning with the 2017-18 season as the team's jersey patch partner, as well as on the Iowa Wolves jerseys.

JUNE 22

Timberwolves acquire three-time NBA All-Star and 2016-17 All-NBA Third Team Selection Jimmy Butler, along with the draft rights to Justin Patton, from the Chicago Bulls in exchange for guards Zach LaVine, Kris Dunn and the draft rights to Lauri Markkanen.

JUNE 29

Timberwolves introduce Jimmy Butler to Minnesota with a press conference at the Mall of America Rotunda.

JULY 14

Rod Johnson, the in-arena voice of the Minnesota Timberwolves for the past 21 years, announced he has stepped down as their public address announcer.

SEPTEMBER 18

Chris Wright was named CEO of the Minnesota United FC, stepping down as President of the Timberwolves and Lynx after 26 years in a variety of executive roles.



TEAM NAME & LOGO HISTORY

HOW MINNESOTA'S TEAM BECAME THE TIMBERWOLVES

Minnesota's expansion team was officially dubbed the "Timberwolves" in December of 1986, nearly three years before the first game would be played on Nov. 3, 1989, and four months before the NBA officially granted Minnesota a team. After original owners Harvey Ratner and Marv Wolfenson submitted a formal expansion proposal to the NBA Board of Governors in October of 1986, they held a "Name the Team" contest that drew 6,076 entries from across the state featuring 1,284 different proposed nicknames. The two most common submissions, Timberwolves and Polars, were deemed finalists and the 842 city councils in Minnesota were asked to submit their vote for the winner. "Timberwolves" was selected by a 2-to-1 margin. Timberwolves was a fitting name for Minnesota's new team, as the state is home to the largest wolf population in the U.S. and the International Wolf Center, a comprehensive wolf research facility, is located in Ely, Minnesota.



1989-90 THROUGH 1995-96 SEASONS

Similar to the naming contest, the Timberwolves held a public contest to select the team's first logo. After receiving over 2,600 submissions, some coming from as far away as Alaska and Norway, the team settled on a design submitted by Mark Thompson of Austin, Minn. Original Team President Bob Stein described the winning submission as "aggressive, but not sinister." The logo was first unveiled to the public on an oversized \$20,000 check that the team donated to the United Way on Sept. 17, 1987.

primary



secondary



1996-97 THROUGH 2007-08 SEASONS

Amid a display of lasers and smoke at the Mall of America's main rotunda, the Wolves turned the page on the franchise's expansion days by unveiling this new look on May 18, 1996. Owner Glen Taylor described the new logo, designed by L.A.-based Mednick Design Group, as "a step towards being more competitive, more aggressive." The new design featured a metallic color scheme and a more ferocious, intimidating wolf.

primary



secondary



2008-09 THROUGH 2015-16 SEASONS

In honor of the Timberwolves' 20th season of play, the team's logo underwent a facelift to usher in a new era of Wolves basketball. Designed with assistance from adidas, the new version features a white accent on the face of the wolf along with a sleeker look for the tree line and text. Beginning with the 2008-09 season, the Wolves also feature a new secondary logo depicting a wolf howling at the moon with a basketball in the background. The inclusion of the basketball pays homage to the original Wolves logo, which also featured a basketball background.

Global



Primary



A NEW ERA

On April 11th, 2017, the Timberwolves unveiled their new logo – just the second major overhaul of brand identity in franchise history. Created by Mississippi-based design expert Rodney Richardson of RARE Designs, the new logo features a howling wolf facing forward, the iconic North Star and the new Timberwolves wordmark featuring the Team Rune "A." The logo's color scheme reflects a sense of place, with each color in the palette tied to a part of the Minnesota landscape. Colors include Midnight Blue, Aurora Green, Frost White, Moonlight Grey and Lake Blue.

RECORDS



WOLVES INDIVIDUAL RECORDS

MOST POINTS

Career:	19,291	Kevin Garnett	1995-2007, 2014-16
Season:	2,061	Karl-Anthony Towns	2016-17
Game:	52	Mo Williams	@ Indiana, 1/13/15
Half:	37	Mo Williams	@ Indiana (2nd), 1/13/15
Quarter:	24	Chauncey Billups	@ Dallas (3rd), 2/19/02
Overtime:	10	Randy Foye	vs. Milwaukee, 4/16/08;
		J.J. Barea	@ Oklahoma City (2nd), 3/23/12

MOST FIELD GOALS MADE

Career:	7,647	Kevin Garnett	1995-2007, 2014-16
Season:	804	Kevin Garnett	2003-04
Game:	19	Most recently: Mo Williams	@ Indiana, 1/13/15
Half:	13	Kevin Garnett	vs. Sacramento (1st), 2/7/01
Quarter:	9	Most recently: Thaddeus Young	@ Washington (3rd), 12/16/14
Overtime:	4	Most recently: J.J. Barea	@ Oklahoma City (2nd), 3/23/12

MOST CONSECUTIVE FIELD GOALS MADE

13	Felton Spencer	11/7/90 to 11/13/90;
	Kevin Garnett	12/3/97 to 12/5/97;
	Kevin Garnett	2/3/06 to 2/4/06

MOST FIELD GOALS ATTEMPTED

Career:	15,560	Kevin Garnett	1995-2007, 2014-16
Season:	1,611	Kevin Garnett	2003-04
Game:	33	Kevin Garnett	vs. New Jersey, 2/20/00;
		Mo Williams	@ Indiana, 1/13/15
Half:	21	Mo Williams	@ Indiana (2nd), 1/13/15
Quarter:	13	Rasho Nesterovic	vs. San Antonio (1st), 11/24/01;
		Kevin Love	vs. Golden State (1st), 4/4/12

HIGHEST FIELD-GOAL PERCENTAGE

Career:	.553	(832-1,505) Craig Smith	2006-09
Season:	.564	(256-454) Nikola Pekovic	2011-12
Game:	.923	(12-13) Kevin Garnett	@ Portland, 2/3/06
Half:	1.000	(9-9) Kevin Garnett	vs. Dallas (1st), 3/21/01
Quarter:	1.000	(8-8) Al Jefferson	@ Charlotte (3rd), 4/8/08;
		(8-8) Al Jefferson	vs. Memphis (4th), 2/6/10;
		(8-8) Karl-Anthony Towns	vs. New York (1st), 11/30/16

MOST THREE-POINT FIELD GOALS MADE

Career:	465	Anthony Peeler	1998-2003
Season:	190	Kevin Love	2013-14
Game:	8	Stephon Marbury	@ Seattle, 12/23/97;
		Kevin Love	@ San Antonio, 12/13/13
Half:	6	Most recently: Mo Williams	@ Indiana (2nd), 1/13/15
Quarter:	6	James Robinson	@ Cleveland (4th), 12/30/96
Overtime:	2	Most recently: Zach LaVine	@ Washington (1st), 3/25/16

MOST CONSECUTIVE THREE-POINT FIELD GOALS MADE

9	Martell Webster	4/2/11 to 4/9/11
---	-----------------	------------------

MOST CONSECUTIVE GAMES WITH A THREE-POINT FIELD GOAL

33	Corey Brewer	1/8/10 to 3/17/10
----	--------------	-------------------

MOST THREE-POINT FIELD GOALS ATTEMPTED

Career:	1,226	Anthony Peeler	1998-2003
Season:	505	Kevin Love	2013-14
Game:	15	Eddie Griffin	@ Philadelphia, 12/8/04
Half:	11	Eddie Griffin	@ Philadelphia (1st), 12/8/04
Quarter:	9	Shane Heal	vs. Seattle (4th), 11/27/96

HIGHEST THREE-POINT FIELD-GOAL PERCENTAGE

Career:	.461	(146-317) Fred Hoiberg	2003-05
Season:	.483	(70-145) Fred Hoiberg	2004-05
Game:	1.000	(6-6) Chuck Person	vs. Miami, 2/10/93

MOST FREE THROWS MADE

Career:	3,743	Kevin Garnett	1995-2007, 2014-16
Season:	520	Kevin Love	2013-14
Game:	19	Kevin Love	@ Milwaukee, 12/27/11
Half:	15	Tony Campbell	vs. L.A. Clippers (2nd), 3/8/90
Quarter:	13	Kevin Love	@ Milwaukee (1st), 12/27/11
Overtime:	6	Kevin Ollie	vs. Memphis, 12/29/08

MOST CONSECUTIVE FREE THROWS MADE

97	Micheal Williams	3/24/93 to 11/9/93
----	------------------	--------------------

MOST FREE THROWS ATTEMPTED

Career:	4,806	Kevin Garnett	1995-2007, 2014-16
Season:	633	Kevin Love	2013-14
Game:	24	Kevin Love	@ Milwaukee, 12/27/11
Half:	22	Tony Campbell	vs. L.A. Clippers (2nd), 3/8/90
Quarter:	15	Ricky Davis	vs. Memphis (4th), 2/26/06;
		Kevin Love	@ Milwaukee (1st), 12/27/11;
		Andrew Wiggins	vs. L.A. Lakers (4th), 11/13/16
Overtime:	6	Most recently: Andrew Wiggins	@ Golden State, 4/5/16

HIGHEST FREE-THROW PERCENTAGE

Career:	.895	(504-563) Terrell Brandon	1999-2002
Season:	.907	(419-462) Micheal Williams	1992-93
Game:	1.000	(16-16) Tony Campbell	vs. Utah, 12/17/89;
		(16-16) Micheal Williams	vs. Indiana, 4/7/93

MOST REBOUNDS

Career:	10,718	Kevin Garnett	1995-2007, 2014-16
Season:	1,139	Kevin Garnett	2003-04
Game:	31	Kevin Love	vs. New York, 11/12/10
Half:	22	Kevin Love	vs. New York (2nd), 11/12/10
Quarter:	15	Kevin Love	vs. New York (3rd), 11/12/10
Overtime:	5	Most recently: Karl-Anthony Towns	@ Chicago, 11/7/15

MOST OFFENSIVE REBOUNDS

Career:	2,588	Kevin Garnett	1995-2007, 2014-16
Season:	330	Kevin Love	2010-11
Game:	12	Al Jefferson	vs. Phoenix, 11/26/08;
		Kevin Love	vs. New York, 11/12/10
Half:	9	Kevin Love	vs. New York (2nd), 11/12/10
Quarter:	6	Most recently: Nikola Pekovic	vs. Portland (1st), 3/7/15



WOLVES INDIVIDUAL RECORDS

MOST DEFENSIVE REBOUNDS

Career:	8,130	Kevin Garnett	1995-2007, 2014-16
Season:	894	Kevin Garnett	2003-04
Game:	23	Kevin Garnett	@ Sacramento, 12/5/03 (OT); vs. Orlando, 1/12/05;
		Kevin Garnett	@ Houston, 1/13/10 (3OT)
Half:	14	Kevin Garnett	vs. Orlando (2nd), 1/12/05
Quarter:	10	Kevin Garnett	vs. Sacramento (1st), 2/19/04;
		Kevin Love	vs. New York (3rd), 11/12/10

MOST ASSISTS

Career:	4,216	Kevin Garnett	1995-2007, 2014-16
Season:	734	Pooh Richardson	1990-91
Game:	19	Ricky Rubio	vs. Washington, 3/13/17
Half:	14	Pooh Richardson	@ Washington (1st), 3/13/92
Quarter:	10	Most recently: Ricky Rubio	vs. Washington (1st), 3/13/17
Overtime:	4	Malik Sealy	vs. Toronto, 3/26/00;
		Kevin Garnett	vs. Atlanta, 4/4/00

MOST BLOCKED SHOTS

Career:	1,590	Kevin Garnett	1995-2007, 2014-16
Season:	178	Kevin Garnett	2003-04
Game:	9	Randy Breuer	vs. Orlando, 4/13/90;
		Rasho Nesterovic	@ Dallas, 3/10/03
Half:	7	Rasho Nesterovic	vs. Sacramento (1st), 2/7/01
Quarter:	6	Rasho Nesterovic	vs. Sacramento (1st), 2/7/01
Overtime:	3	Kevin Garnett	@ New Jersey, 3/24/00

MOST STEALS

Career:	1,315	Kevin Garnett	1995-2007, 2014-16
Season:	190	Ricky Rubio	2013-14
Game:	8	Most recently: Ricky Rubio	@ New York, 12/16/15
Half:	7	Tom Gugliotta	@ Portland (1st), 2/21/95
Quarter:	7	Tom Gugliotta	@ Portland (2nd), 2/21/95
Overtime:	2	Terry Porter	@ Houston, 1/16/98;
		Ricky Davis	vs. Denver, 2/24/06

MOST PERSONAL FOULS

Career:	2,437	Kevin Garnett	1995-2007, 2014-16
Season:	338	Sam Mitchell	1990-91
Game:	6	Several times	
Half:	6	Most recently: Gorgui Dieng	vs. San Antonio (2nd), 3/21/17
Quarter:	6	Gerald Glass	@ Phoenix (4th), 12/19/90;
		Doug West	@ Washington (4th), 2/17/94;
		Andrae Patterson	@ Seattle (4th), 4/21/99
Overtime:	5	Sam Mitchell	@ Golden State, 1/5/96

MOST DISQUALIFICATIONS (6 FOULS)

Career:	31	Felton Spencer	1990-93
Season:	14	Felton Spencer	1990-91

MOST TURNOVERS

Career:	2,404	Kevin Garnett	1995-2007, 2014-16
Season:	293	Tom Gugliotta	1996-97
Game:	10	Christian Laettner	@ Phoenix, 4/14/93;
		Christian Laettner	vs. Golden State, 2/27/94
Half:	8	Chuck Person	@ Denver (1st), 1/25/93
Quarter:	6	Most recently: Micheal Williams	@ Atlanta (1st), 3/19/93
Overtime:	3	Tyrone Corbin	@ New Jersey, 3/20/91

MOST GAMES PLAYED

Career:	970	Kevin Garnett	1995-2007, 2014-16
Season:	82	Most recently: Gorgui Dieng	2016-17
		Karl-Anthony Towns	2016-17
		Andrew Wiggins	2016-17
Consecutive:	351	Kevin Garnett	2/21/02 thru 4/7/06

MOST GAMES STARTED

Career:	933	Kevin Garnett	1995-2007, 2014-16
Season:	82	Tyrone Corbin	1990-91;
		Pooh Richardson	1990-91 and 1991-92;
		Kevin Garnett	1997-98, 2002-03, 2003-04 and 2004-05;
		Wally Szczerbiak	2000-01 and 2001-02;
		Rasho Nesterovic	2001-02;
		Latrell Sprewell	2003-04;
		Al Jefferson	2007-08;
		Corey Brewer	2009-10;
		Luke Ridnour	2012-13;
		Ricky Rubio	2013-14;
		Andrew Wiggins	2014-15 and 2016-17;
		Karl-Anthony Towns	2015-16 and 2016-17;
		Gorgui Dieng	2016-17
Consecutive:	351	Kevin Garnett	2/21/02 thru 4/7/06

MOST MINUTES PLAYED

Career:	36,190	Kevin Garnett	1995-2007, 2014-16
Season:	3,321	Kevin Garnett	2002-03
Game (Reg.):	48	Most recently: J.J. Barea	vs. Golden State, 4/22/12
Game (OT):	58	Sam Mitchell	vs. Philadelphia, 2/3/91 (2OT)
Consecutive:	181	Tyrone Corbin	4/13/90 to 4/20/90
			(From start of 3rd quarter 4/13 vs. Orlando
			until 10:48 of 2nd quarter 4/20 @ Utah)



WOLVES TEAM HIGHS

MOST POINTS

Season:	8,768	2013-14	
Game:	144	vs. New Orleans	4/13/16
1st Half:	77	@ Golden State	4/1/95
2nd Half:	74	@ Utah	11/24/97
1st Quarter:	47	@ L.A. Lakers	11/10/13
2nd Quarter:	46	vs. Charlotte	4/19/92
3rd Quarter:	42	@ Houston	1/30/12
4th Quarter:	46	vs. New Jersey	12/26/97
Overtime:	19	Most recently: @ Charlotte	12/3/16

MOST FIELD GOALS MADE

Season:	3,366	1991-92	
Game:	56	vs. New Orleans	4/13/16
Half:	31	vs. Denver (1st)	4/4/91
Quarter:	19	vs. Charlotte (2nd)	4/19/92
Overtime:	7	Most recently: @ Charlotte	12/3/16

MOST FIELD GOALS ATTEMPTED

Season:	7,342	1991-92	
Game:	112	vs. Philadelphia	12/13/91
Half:	62	@ San Antonio (2nd)	2/6/99
Quarter:	35	vs. Philadelphia (4th)	12/13/91
Overtime:	16	vs. Sacramento	11/5/03

HIGHEST FIELD-GOAL PERCENTAGE

Season:	.467	(3,235-6,922) 2016-17	
Game:	.684	(52-76) vs. Brooklyn	3/5/16
Half:	.743	(26-35) vs. L.A. Lakers (1st)	12/20/89
Quarter:	.857	(12-14) vs. Phoenix (2nd)	12/13/97
Overtime:	1.000	(5-5) vs. Toronto	3/26/00

MOST THREE-POINT FIELD GOALS MADE

Season:	601	2016-17	
Game:	18	vs. Cleveland	12/4/10
Half:	12	@ Detroit (2nd)	3/26/13
Quarter:	8	@ Cleveland (4th)	12/30/96;
		@ Portland (1st)	3/3/12
Overtime:	3	@ Detroit	1/15/07

MOST THREE-POINT FIELD GOALS ATTEMPTED

Season:	1,757	2013-14	
Game:	36	@ Oklahoma City	3/23/12 (2OT);
		vs. Brooklyn	11/22/13
Half:	20	@ Detroit (2nd)	3/26/13;
		vs. Brooklyn (2nd)	11/22/13

HIGHEST THREE-POINT FIELD-GOAL PERCENTAGE

Season:	.378	(396-1,047) 2001-02	
Game:	1.000	(2-2) Most recently: @ Milwaukee	12/14/91

MOST FREE THROWS MADE

Season:	1,824	1994-95	
Game:	52	@ Denver	3/3/14
Half:	32	vs. Boston (2nd)	1/21/98
Quarter:	23	vs. Utah (4th)	4/12/04
Overtime:	13	vs. Memphis	12/29/08

MOST FREE THROWS ATTEMPTED

Season:	2,355	1994-95	
Game:	64	@ Denver	3/3/14
Half:	38	vs. Dallas (2nd)	11/12/93
Quarter:	28	vs. Utah (4th)	4/12/04
Overtime:	13	vs. Memphis	12/29/08;
		@ Golden State	4/5/16

HIGHEST FREE-THROW PERCENTAGE

Season:	.799	(1,586-1,986) 2016-17	
Game:	1.000	(31-31) @ Memphis	2/19/16

MOST REBOUNDS

Season:	3,669	2013-14	
Game:	66	vs. Indiana	3/9/11
Half:	42	@ Phoenix (1st)	4/1/05

MOST OFFENSIVE REBOUNDS

Season:	1,275	1990-91	
Game:	28	@ L.A. Clippers	2/15/91;
		vs. L.A. Lakers	3/16/99
Half:	19	@ Denver (2nd)	1/21/91

MOST DEFENSIVE REBOUNDS

Season:	2,645	2003-04	
Game:	50	vs. Indiana	3/9/11
Half:	28	@ Phoenix (1st)	4/1/05;
		vs. Indiana (1st)	3/9/11

MOST ASSISTS

Season:	2,205	1999-2000	
Game:	43	vs. Chicago	4/13/03
Half:	25	vs. Chicago (2nd)	4/13/03
Quarter:	15	Most recently: vs. Chicago (3rd)	4/13/03
Overtime:	6	vs. Atlanta	4/4/00

MOST BLOCKED SHOTS

Season:	557	1996-97	
Game:	16	vs. Philadelphia	12/13/91
Half:	11	vs. Sacramento (1st)	2/7/01
Quarter:	8	vs. Sacramento (1st)	2/7/01
Overtime:	4	@ Denver	2/20/12

MOST STEALS

Season:	789	1989-90	
Game:	17	Most recently: vs. Atlanta	3/26/14
Half:	13	vs. New Jersey (2nd)	10/28/09
Quarter:	8	Most recently: vs. L.A. Clippers (3rd)	11/12/16
Overtime:	3	Most recently: vs. Utah (2nd)	4/16/14

MOST PERSONAL FOULS

Season:	2,074	1994-95	
Game:	37	@ Utah	11/24/97 (OT)
	36	vs. San Antonio	3/24/95;
		@ Utah	3/2/02
Half:	25	@ Phoenix (2nd)	3/14/00
Quarter:	18	@ Cleveland (4th)	12/30/96
Overtime:	8	@ Atlanta	12/28/91;
		@ Utah	11/24/97

MOST DISQUALIFICATIONS (6 FOULS)

Season:	35	1990-91	
Game:	4	@ Detroit	1/8/00

MOST TURNOVERS

Season:	1,478	1993-94	
Game:	29	@ New Jersey	11/4/02;
		@ Memphis	10/30/10
Half:	19	@ Vancouver (2nd)	4/3/96
Quarter:	11	Most recently: @ Utah (3rd)	1/28/11
Overtime:	5	@ New Jersey	3/20/91



WOLVES TEAM LOWS

FEWEST POINTS

Season:	7,522	2005-06	
Game:	61	@ New Jersey	10/31/03
1st Half:	26	@ Houston	1/17/04
2nd Half:	21	vs. Golden State	12/11/99
1st Quarter:	8	Most recently: vs. Phoenix	4/11/09
2nd Quarter:	8	Most recently: vs. Memphis	12/29/08
3rd Quarter:	7	vs. Golden State	12/11/99
4th Quarter:	7	vs. L.A. Lakers	12/20/06
Overtime:	2	vs. Sacramento	12/23/92;
		vs. Denver (2nd)	1/3/95

FEWEST FIELD GOALS MADE

Season:	2,792	1994-95	
Game:	22	vs. Atlanta	4/12/97
Half:	7	vs. Philadelphia (2nd)	2/20/13
Quarter:	1	Most recently: vs. L.A. Clippers (4th)	3/2/15
Overtime:	1	Most recently: @ Orlando	11/7/14

FEWEST FIELD GOALS ATTEMPTED

Season:	6,219	1994-95	
Game:	59	@ Utah	12/1/94
Half:	24	vs. Utah (2nd)	4/12/04
Quarter:	9	vs. Utah (4th)	4/12/04
Overtime:	4	Most recently: vs. Memphis	12/29/08

LOWEST FIELD-GOAL PERCENTAGE

Season:	.425	(1,838-4,327) 1998-99	
Game:	.293	(24-82) vs. Miami	12/7/13
Half:	.190	(8-42) vs. Atlanta (2nd)	2/25/96
Quarter:	.063	(1-16) vs. Memphis (2nd)	12/29/08
Overtime:	.100	(1-10) vs. Washington	11/13/91

FEWEST THREE-POINT FIELD GOALS MADE

Season:	73	1989-90	
Game:	0	Most recently: @ Houston	1/11/08

FEWEST THREE-POINT FIELD GOALS ATTEMPTED

Season:	294	1989-90	
Game:	0	Most recently: @ Dallas	1/12/94

LOWEST THREE-POINT FIELD-GOAL PERCENTAGE

Season:	.248	(73-294) 1989-90	
Game:	.000	Most attempted without a make: 12, vs. Indiana	2/17/95

FEWEST FREE THROWS MADE

Season:	1,246	2007-08	
Game:	2	vs. Portland	2/7/96;
		vs. Phoenix	2/2/05
Half:	0	Most recently: @ Orlando (2nd)	12/17/12

FEWEST FREE THROWS ATTEMPTED

Season:	1,693	2007-08	
Game:	5	vs. Portland	2/7/96;
		vs. Phoenix	2/2/05
Half:	0	Most recently: @ Orlando (2nd)	12/17/12

LOWEST FREE-THROW PERCENTAGE

Season:	.735	(1,531-2,082) 1990-91	
Game:	.308	(4-13) vs. Houston	11/25/90

FEWEST REBOUNDS

Season:	2,973	1994-95	
Game:	22	Most recently: @ L.A. Lakers	12/2/05
Half:	8	Most recently: @ L.A. Lakers (1st)	12/2/05

FEWEST OFFENSIVE REBOUNDS

Season:	811	2005-06	
Game:	3	Most recently: vs. Orlando	4/3/15
Half:	0	Most recently: vs. Sacramento (1st)	4/1/17

FEWEST DEFENSIVE REBOUNDS

Season:	2,053	1989-90	
Game:	15	Most recently: vs. Cleveland	12/15/95
Half:	4	Most recently: @ L.A. Lakers (1st)	12/2/05

FEWEST ASSISTS

Season:	1,290	2011-12	
Game:	6	@ L.A. Clippers	12/10/96
Half:	1	@ Portland (2nd)	4/4/95
Quarter:	0	Most recently: @ Portland (4th)	4/6/17

FEWEST BLOCKED SHOTS

Season:	296	2013-14	
Game:	0	Most recently: vs. New Orleans	2/10/17

FEWEST STEALS

Season:	460	2004-05	
Game:	0	@ San Antonio	3/18/04;
		vs. Boston	2/6/05;
		vs. New Orleans	2/8/16

FEWEST PERSONAL FOULS

Season:	1,504	2013-14	
Game:	9	@ Dallas	11/30/13
Half:	2	@ San Antonio (1st)	12/13/06
Quarter:	0	Most recently: vs. Chicago (1st)	2/6/16

FEWEST TURNS

Season:	1,043	2003-04	
Game:	4	Most recently: vs. L.A. Lakers	1/29/12
Half:	0	@ Portland (1st)	2/27/05



WOLVES ROOKIE RECORDS

MOST POINTS

Season: 1,503 Karl-Anthony Towns
Game: 37 Zach LaVine
2015-16
@ Golden State, 4/11/15

MOST FIELD GOALS MADE

Season: 625 Karl-Anthony Towns
Game: 15 Isaiah Rider
2015-16
@ L.A. Clippers, 12/17/93

MOST FIELD GOALS ATTEMPTED

Season: 1,153 Karl-Anthony Towns
Game: 27 Isaiah Rider
2015-16
vs. L.A. Lakers, 3/13/94

HIGHEST FIELD-GOAL PERCENTAGE

Season: .542 (625-1,153) Karl-Anthony Towns
2015-16

MOST THREE-POINT FIELD GOALS MADE

Season: 103 Wes Johnson
Game: 6 Stephon Marbury
Wes Johnson
Zach LaVine
2010-11
vs. New Jersey, 4/2/97;
vs. New Orleans, 12/27/10;
@ Golden State, 4/11/15

MOST THREE-POINT FIELD GOALS ATTEMPTED

Season: 289 Wes Johnson
Game: 12 Rashad McCants
2010-11
@ Toronto, 3/24/06

MOST FREE THROWS MADE

Season: 462 Christian Laettner
Game: 18 Christian Laettner
1992-93
vs. Sacramento, 2/18/93

MOST FREE THROWS ATTEMPTED

Season: 553 Christian Laettner
Game: 20 Christian Laettner
1992-93
vs. Sacramento, 2/18/93

HIGHEST FREE-THROW PERCENTAGE

Season: .854 (164-192) Randy Foye
2006-07

MOST REBOUNDS

Season: 857 Karl-Anthony Towns
Game: 21 Gorgui Dieng
Karl-Anthony Towns
2015-16
@ Houston, 3/20/14;
vs. Dallas, 4/3/16

MOST OFFENSIVE REBOUNDS

Season: 274 Kevin Love
Game: 11 Felton Spencer
2008-09
vs. L.A. Clippers, 12/11/90

MOST DEFENSIVE REBOUNDS

Season: 629 Karl-Anthony Towns
Game: 18 Karl-Anthony Towns
2015-16
vs. Dallas, 4/3/16

MOST ASSISTS

Season: 554 Pooh Richardson
Game: 17 Stephon Marbury
1989-90
vs. Milwaukee, 4/18/97

MOST STEALS

Season: 133 Pooh Richardson
Game: 6 Most recently: Ricky Rubio
1989-90
@ New Jersey, 2/3/12

MOST PERSONAL FOULS

Season: 337 Felton Spencer
1990-91

MOST DISQUALIFICATIONS (6 FOULS)

Season: 14 Felton Spencer
1990-91

MOST TURNOVERS

Season: 275 Christian Laettner
Game: 10 Christian Laettner
1992-93
@ Phoenix, 4/14/93

MOST BLOCKED SHOTS

Season: 138 Karl-Anthony Towns
Game: 7 Kevin Garnett
Dean Garrett
2015-16
vs. Dallas, 2/5/96;
vs. Boston, 3/16/97

MOST MINUTES PLAYED

Season: 2,969 Andrew Wiggins
Game (Reg.): 48 Most recently: Pooh Richardson
Game (OT): 54 Wally Szczerbiak
2014-15
vs. Denver, 4/17/90
@ Vancouver, 4/14/00 (2OT)

MOST GAMES

Season: 82 Pooh Richardson
Randy Foye
Craig Smith
Andrew Wiggins
Karl-Anthony Towns
1989-90;
2006-07;
2006-07;
2014-15;
2015-16

MOST STARTS

Season: 82 Andrew Wiggins
Karl-Anthony Towns
2014-15;
2015-16



OPPONENT INDIVIDUAL RECORDS

MOST POINTS

Season:	181	Karl Malone, Utah (5 games)
Game:	55	Tony Parker
(2OT)		
Half:	53	Shaquille O'Neal
Quarter:	36	Carmelo Anthony
Overtime:	33	Carmelo Anthony
	11	Ray Allen

MOST FIELD GOALS MADE

Season:	67	David Robinson, San Antonio (6 games)
Game:	22	Hakeem Olajuwon, Houston (5 games)
		Shaquille O'Neal
(2OT)		Tony Parker

MOST FIELD GOALS ATTEMPTED

Season:	118	Hakeem Olajuwon, Houston (5 games)
Game:	36	Tony Parker
(2OT)		
	35	Allen Iverson
		Kobe Bryant

HIGHEST FIELD-GOAL PERCENTAGE

Season:	.938	(15-16) Dikembe Mutombo, Atlanta (2 games)
Game:	1.000	(11-11) Dikembe Mutombo

MOST THREE-POINT FIELD GOALS MADE

Season:	22	Manu Ginobili, San Antonio (4 games)
		Ryan Anderson, Houston (4 games)
Game:	10	Joe Dumars
		Ty Lawson

MOST THREE-POINT FIELD GOALS ATTEMPTED

Season:	58	Ryan Anderson, Houston (4 games)
Game:	18	Joe Dumars

MOST FREE THROWS MADE

Season:	62	Karl Malone, Utah (5 games)
Game:	22	Kevin Martin

MOST FREE THROWS ATTEMPTED

Season:	77	Karl Malone, Utah (5 games)
Game:	24	Karl Malone
		Kevin Martin

HIGHEST FREE-THROW PERCENTAGE

Season:	1.000	(29-29) Kevin Durant, Oklahoma City (4 games)
Game:	1.000	(17-17) Grant Hill

MOST REBOUNDS

Season:	94	Dennis Rodman, San Antonio (5 games)
Game:	29	Dennis Rodman
		Dikembe Mutombo

1989-90
vs. San Antonio, 11/5/08

@ Orlando, 4/20/94
@ Denver (2nd), 12/10/08
@ Denver (3rd), 12/10/08
@ Seattle, 11/4/05

1991-92;
1993-94
@ Orlando, 4/20/94;
vs. San Antonio, 11/5/08

1993-94
vs. San Antonio, 11/5/08

@ Philadelphia, 1/9/00;
@ L.A. Lakers, 3/18/07

1999-00
@ Atlanta, 12/14/99

2007-08;
2016-17
@ Detroit, 11/8/94;
@ Denver, 4/9/11

2016-17
@ Detroit, 11/8/94

1989-90
@ Sacramento, 3/7/08

1989-90
vs. Utah, 12/17/89;
@ Sacramento, 3/7/08

2012-13
vs. Orlando, 11/1/02

1993-94
@ San Antonio, 11/9/93;
@ Atlanta, 12/14/99

MOST OFFENSIVE REBOUNDS

Season:	33	Dennis Rodman, San Antonio (5 games)
Game:	15	Jayson Williams

MOST DEFENSIVE REBOUNDS

Season:	61	Dennis Rodman, San Antonio (5 games)
Game:	20	Dennis Rodman

MOST ASSISTS

Season:	78	John Stockton, Utah (5 games)
Game:	23	John Stockton

MOST BLOCKED SHOTS

Season:	34	Dikembe Mutombo, Denver (6 games)
Game:	12	David Robinson

MOST STEALS

Season:	21	John Stockton, Utah (5 games)
Game:	8	Most recently: Paul Millsap

MOST PERSONAL FOULS

Season:	24	Brian Williams, Denver (5 games)
---------	----	----------------------------------

MOST DISQUALIFICATIONS (6 FOULS)

Season:	2	on 14 occasions
---------	---	-----------------

MOST TURNOVERS

Season:	24	Karl Malone, Utah (5 games)
		Hakeem Olajuwon, Houston (6 games)
		James Harden, Houston (4 games)
Game:	10	Jason Kidd
		Russell Westbrook

MOST MINUTES PLAYED

Season:	258	Hakeem Olajuwon, Houston (6 games)
Game (Reg.):	48:00	Most recently: Charles Jenkins
Game (OT):	59:25	Aaron Brooks

1993-94
@ New Jersey, 1/9/97

1993-94
vs. Detroit, 11/28/92

1991-92
@ Utah, 4/17/92

1994-95
@ San Antonio, 2/23/90

1992-93
@ Utah, 3/15/12 (OT)

1994-95

1991-92;
1992-93;
2016-17
@ Phoenix, 1/7/01;
vs. Oklahoma City, 1/13/17

1992-93
vs. Golden State, 4/22/12
@ Houston, 1/13/10 (3OT)



OPPONENT TEAM HIGHS

MOST POINTS

Game:	152	@ Phoenix	3/16/10
1st Half:	80	@ New Orleans	11/14/14
2nd Half:	79	@ Denver	3/3/14
1st Quarter:	47	Oklahoma City @ Minnesota	4/15/15
2nd Quarter:	44	Phoenix @ Minnesota	1/27/93
3rd Quarter:	47	@ Seattle	2/22/95
4th Quarter:	45	@ Denver	3/3/14
Overtime:	21	@ L.A. Lakers	3/24/17

MOST FIELD GOALS MADE

Game:	60	@ Golden State	4/1/94;
		@ Oklahoma City	3/23/12 (2OT)

MOST FIELD GOALS ATTEMPTED

Game:	115	Washington @ Minnesota	11/13/91 (OT)
	108	Dallas @ Minnesota	3/3/04

HIGHEST FIELD-GOAL PERCENTAGE

Game:	.667	(46-69) @ Detroit	11/8/94;
		(56-84) @ New Orleans	11/14/14

MOST THREE-POINT FIELD GOALS MADE

Game:	22	@ Houston	2/25/17
-------	----	-----------	---------

MOST THREE-POINT FIELD GOALS ATTEMPTED

Game:	58	@ Houston	2/25/17
-------	----	-----------	---------

HIGHEST THREE-POINT FIELD-GOAL PERCENTAGE

Game:	1.000	(6-6) Utah @ Minnesota	3/15/99
-------	-------	------------------------	---------

MOST FREE THROWS MADE

Game:	51	Utah @ Minnesota	12/17/89
-------	----	------------------	----------

MOST FREE THROWS ATTEMPTED

Game:	58	Utah @ Minnesota	12/17/89
-------	----	------------------	----------

HIGHEST FREE-THROW PERCENTAGE

Game:	1.000	(22-22) @ Oklahoma City	2/22/13;
		(22-22) @ San Antonio	4/17/13

MOST REBOUNDS

Game:	64	@ Golden State	12/19/92 (OT);
		@ San Antonio	2/6/99;
		@ Denver	2/5/00 (OT)

MOST OFFENSIVE REBOUNDS

Game:	30	@ Dallas	3/22/96;
		@ Dallas	3/10/03

MOST DEFENSIVE REBOUNDS

Game:	49	@ San Antonio	2/6/99
-------	----	---------------	--------

MOST ASSISTS

Game:	45	@ Golden State	4/1/94
-------	----	----------------	--------

MOST BLOCKED SHOTS

Game:	16	Philadelphia @ Minnesota	2/3/91 (2 OT);
		San Antonio @ Minnesota	12/11/91

MOST STEALS

Game:	22	@ Golden State	11/9/09;
		@ Memphis	10/30/10

MOST PERSONAL FOULS

Game:	39	@ Utah	11/24/97 (OT)
	37	@ Denver	3/3/14

MOST DISQUALIFICATIONS (6 FOULS)

Game:	3	@ Denver	11/21/92;
		@ Cleveland	2/2/98;
		@ Denver	2/5/00 (OT)

MOST TURNOVERS

Game:	29	@ Detroit	11/8/94;
		Denver @ Minnesota	1/3/95 (2OT)



OPPONENT TEAM LOWS

FEWEST POINTS

Game:	56	Toronto @ Minnesota	11/1/03
1st Half:	23	Utah @ Minnesota	1/18/14
2nd Half:	21	@ Indiana	12/23/06
1st Quarter:	8	Utah @ Minnesota	4/6/05
2nd Quarter:	6	Atlanta @ Minnesota	11/23/94
3rd Quarter:	7	@ Vancouver	2/19/97
4th Quarter:	8	@ Atlanta	3/1/94
Overtime:	0	@ Chicago	11/7/16

FEWEST FIELD GOALS MADE

Game:	19	Toronto @ Minnesota	11/1/03
-------	----	---------------------	---------

FEWEST FIELD GOALS ATTEMPTED

Game:	58	Utah @ Minnesota	12/17/89
-------	----	------------------	----------

LOWEST FIELD-GOAL PERCENTAGE

Game:	.275	(19-69) Toronto @ Minnesota	11/1/03
-------	------	-----------------------------	---------

LOWEST THREE-POINT FIELD-GOAL PERCENTAGE

Game:	.000	Most attempted without a make: 14, @ Golden State 14, @ L.A. Clippers	4/9/04; 12/31/07
-------	------	---	---------------------

FEWEST FREE THROWS MADE

Game:	1	New Jersey @ Minnesota	2/25/04
-------	---	------------------------	---------

FEWEST FREE THROWS ATTEMPTED

Game:	4	@ Phoenix Portland @ Minnesota	3/20/07; 3/7/12
-------	---	-----------------------------------	--------------------

LOWEST FREE-THROW PERCENTAGE

Game:	.200	(1-5) New Jersey @ Minnesota	2/25/04
-------	------	------------------------------	---------

FEWEST REBOUNDS

Game:	23	Detroit @ Minnesota Houston @ Minnesota	12/28/90; 2/21/96
-------	----	--	----------------------

FEWEST OFFENSIVE REBOUNDS

Game:	2	San Antonio @ Minnesota Memphis @ Minnesota	1/27/12; 2/6/15
-------	---	--	--------------------

FEWEST DEFENSIVE REBOUNDS

Game:	12	L.A. Lakers @ Minnesota	3/28/14
-------	----	-------------------------	---------

FEWEST ASSISTS

Game:	7	Indiana @ Minnesota Brooklyn @ Minnesota	3/9/11; 11/22/13
-------	---	---	---------------------

FEWEST BLOCKED SHOTS

Game:	0	Most recently: New Orleans @ Minnesota	4/13/16
-------	---	--	---------

FEWEST STEALS

Game:	0	Most recently: Oklahoma City @ Minnesota	1/27/16
-------	---	--	---------

FEWEST PERSONAL FOULS

Game:	7	@ Dallas	12/30/08
-------	---	----------	----------

FEWEST TURNSOVERS

Game:	4	Most recently: New Orleans @ Minnesota	2/8/16
-------	---	--	--------



TARGET CENTER RECORDS

INDIVIDUAL RECORDS

MOST POINTS

Game:	55	Tony Parker, San Antonio	11/5/08 (2OT)
	51	Corey Brewer, Minnesota vs. Houston	4/11/14
Half:	34	Russell Westbrook, Oklahoma City (1st)	4/15/15
Quarter:	23	Baron Davis, L.A. Clippers (3rd)	1/29/10;
		Kevin Durant, Oklahoma City (4th)	1/4/14;
		Russell Westbrook, Oklahoma City (1st)	4/15/15
Overtime:	10	Randy Foye, Minnesota vs. Milwaukee	4/16/08;
		James Harden, Houston	12/17/16

MOST FIELD GOALS MADE

Game:	22	Tony Parker, San Antonio	11/5/08 (2OT)
	19	Wally Szczerbiak, Minnesota vs. Chicago	4/13/03;
		Kevin Garnett, Minnesota vs. Phoenix	1/4/05;
		Corey Brewer, Minnesota vs. Houston	4/11/14

MOST FIELD GOALS ATTEMPTED

Game:	36	Tony Parker, San Antonio	11/5/08 (2OT)
	34	Michael Jordan, Washington	1/21/02;
		LeBron James, Cleveland	2/8/06

HIGHEST FIELD-GOAL PERCENTAGE

Game:	.923	(12-13) Hassan Whiteside, Miami	2/4/15
-------	------	---------------------------------	--------

MOST THREE-POINT FIELD GOALS MADE

Game:	9	Dan Majerle, Miami	1/11/00;
		Antoine Walker, Boston	11/9/02;
		Dorell Wright, Golden State	11/27/10

MOST THREE-POINT FIELD GOALS ATTEMPTED

Game:	17	Gary Payton, Seattle	12/23/99;
		Quentin Richardson, Phoenix	1/4/05

MOST FREE THROWS MADE

Game:	18	Christian Laettner, Minnesota vs. Sacramento	2/18/93;
		Kevin Love, Minnesota vs. Golden State	2/27/11

MOST FREE THROWS ATTEMPTED

Game:	23	Kevin Love, Minnesota vs. Golden State	2/27/11
-------	----	--	---------

HIGHEST FREE-THROW PERCENTAGE

Game:	1.000	(17-17) Grant Hill, Orlando	11/1/02
-------	-------	-----------------------------	---------

MOST REBOUNDS

Game:	31	Kevin Love, Minnesota vs. New York	11/12/10
-------	----	------------------------------------	----------

MOST OFFENSIVE REBOUNDS

Game:	13	Dikembe Mutombo, Denver	2/3/92
-------	----	-------------------------	--------

MOST DEFENSIVE REBOUNDS

Game:	23	Kevin Garnett, Minnesota vs. Orlando	1/12/05
-------	----	--------------------------------------	---------

MOST ASSISTS

Game:	19	Rod Strickland, San Antonio	3/3/92;
		Ricky Rubio, Minnesota vs. Washington	3/13/17

MOST BLOCKED SHOTS

Game:	10	Larry Sanders, Milwaukee	11/30/12
-------	----	--------------------------	----------

MOST STEALS

Game:	7	Most recently: Ricky Rubio, Minnesota vs. Denver	2/12/14
-------	---	--	---------

MOST TURNOVERS

Game:	10	Christian Laettner, Minnesota vs. Golden State	2/27/94
-------	----	--	---------

MOST MINUTES PLAYED

Game (Reg.):	48:00	Most recently: J.J. Barea, Minnesota vs. Golden State	4/22/12
		Charles Jenkins, Golden State	4/22/12
Game (OT):	58	Sam Mitchell, Minnesota vs. Philadelphia	2/3/91 (2OT)



TARGET CENTER RECORDS

TEAM HIGHS

MOST POINTS

Game:	144	Minnesota vs. New Orleans	4/13/16
Half:	76	Oklahoma City (1st)	4/15/15
Quarter:	47	Oklahoma City (1st)	4/15/15
Overtime:	19	Most recently: Minnesota vs. Memphis	12/29/08

MOST FIELD GOALS MADE

Game:	56	Denver	4/26/12;
		Minnesota vs. New Orleans	4/13/16

MOST FIELD GOALS ATTEMPTED

Game:	115	Washington	11/13/91 (OT)
	112	Minnesota vs. Philadelphia	12/13/91

HIGHEST FIELD-GOAL PERCENTAGE

Game:	.684	(52-76) Minnesota vs. Brooklyn	3/5/16
-------	------	--------------------------------	--------

MOST THREE-POINT FIELD GOALS MADE

Game:	18	Minnesota vs. Cleveland	12/4/10;
		Golden State	11/12/15

MOST THREE-POINT FIELD GOALS ATTEMPTED

Game:	51	Houston	12/17/16 (OT)
	42	Houston	1/11/17

MOST FREE THROWS MADE

Game:	43	Minnesota vs. Toronto	2/10/16
-------	----	-----------------------	---------

MOST FREE THROWS ATTEMPTED

Game:	55	San Antonio	3/24/95
-------	----	-------------	---------

HIGHEST FREE-THROW PERCENTAGE

Game:	1.000	(26-26) Minnesota vs. San Antonio	1/10/15
-------	-------	-----------------------------------	---------

MOST REBOUNDS

Game:	66	Minnesota vs. Indiana	3/9/11
-------	----	-----------------------	--------

MOST OFFENSIVE REBOUNDS

Game:	29	Denver	2/3/92;
		Dallas	3/22/95

MOST DEFENSIVE REBOUNDS

Game:	50	Minnesota vs. Indiana	3/9/11
-------	----	-----------------------	--------

MOST ASSISTS

Game:	43	Minnesota vs. Chicago	4/13/03
-------	----	-----------------------	---------

MOST BLOCKED SHOTS

Game:	16	Most recently: Minnesota vs. Philadelphia	12/13/91
-------	----	---	----------

MOST STEALS

Game:	20	Seattle	3/17/94
-------	----	---------	---------

MOST TURNOVERS

Game:	29	Denver	1/3/95 (2OT)
	28	Most recently: Phoenix	4/13/13

MOST PERSONAL FOULS

Game:	36	Minnesota vs. San Antonio	3/24/95
-------	----	---------------------------	---------

TEAM LOWS

FEWEST POINTS

Game:	56	Toronto	11/1/03
Half:	21	Minnesota vs. Golden State (2nd)	12/11/99
Quarter:	6	Atlanta (2nd)	11/23/94
Overtime:	2	Most recently: L.A. Lakers (2nd)	3/6/07

FEWEST FIELD GOALS MADE

Game:	19	Toronto	11/1/03
-------	----	---------	---------

FEWEST FIELD GOALS ATTEMPTED

Game:	61	Houston	2/17/99
-------	----	---------	---------

LOWEST FIELD-GOAL PERCENTAGE

Game:	.275	(19-69) Toronto	11/1/03
-------	------	-----------------	---------

FEWEST FREE THROWS MADE

Game:	1	New Jersey	2/25/04
-------	---	------------	---------

FEWEST FREE THROWS ATTEMPTED

Game:	4	Portland	3/7/12
-------	---	----------	--------

LOWEST FREE-THROW PERCENTAGE

Game:	.200	(1-5) New Jersey	2/25/04
-------	------	------------------	---------

FEWEST REBOUNDS

Game:	22	Minnesota vs. New York	3/24/94
-------	----	------------------------	---------

FEWEST OFFENSIVE REBOUNDS

Game:	2	San Antonio	1/27/12;
		Memphis	2/6/15

FEWEST DEFENSIVE REBOUNDS

Game:	12	L.A. Lakers	3/28/14
-------	----	-------------	---------

FEWEST ASSISTS

Game:	7	Indiana	3/9/11;
		Brooklyn	11/22/13

FEWEST BLOCKED SHOTS

Game:	0	Most recently: Minnesota vs. New Orleans	2/10/17
-------	---	--	---------

FEWEST STEALS

Game:	0	Most recently: Minnesota vs. New Orleans	2/8/16
-------	---	--	--------

FEWEST TURNOVERS

Game:	4	Most recently: New Orleans	2/8/16
-------	---	----------------------------	--------

FEWEST PERSONAL FOULS

Game:	8	Houston	2/4/00;
		Portland	3/11/08



TWO-TEAM RECORDS

TWO-TEAM SINGLE-GAME HIGHS

MOST POINTS

Game:	289	Minnesota (140) @ Oklahoma City (149)	3/23/12 (2OT)
	272	Minnesota (130) @ Houston (142)	2/25/17
Half:	148	Minnesota (72) @ Houston (76), 2nd half	2/25/17
Quarter:	83	Minnesota (38) @ Denver (45), 3rd quarter	11/4/94
Overtime:	33	Most recently: Minnesota (19) @ Charlotte (14)	12/3/16

MOST FIELD GOALS MADE

Game:	109	Minnesota (49) @ Oklahoma City (60)	3/23/12 (2OT)
	105	Minnesota (53) @ L.A. Lakers (52)	3/20/92

MOST FIELD GOALS ATTEMPTED

Game:	218	Washington (115) @ Minnesota (103)	11/13/91 (OT)
	207	Minnesota (108) @ Denver (99)	1/21/91

HIGHEST FIELD-GOAL PERCENTAGE

Game:	.583 (105-180)	Minnesota (53-99, .535) @ L.A. Lakers (52-81, .642)	3/20/92
-------	----------------	---	---------

MOST THREE-POINT FIELD GOALS MADE

Game:	31	Minnesota (9) @ Houston (22)	2/25/17
-------	----	------------------------------	---------

MOST THREE-POINT FIELD GOALS ATTEMPTED

Game:	84	Minnesota (26) @ Houston (58)	2/25/17
-------	----	-------------------------------	---------

MOST FREE THROWS MADE

Game:	91	Utah (51) @ Minnesota (40)	12/17/89
-------	----	----------------------------	----------

MOST FREE THROWS ATTEMPTED

Game:	107	Utah (58) @ Minnesota (49)	12/17/89
-------	-----	----------------------------	----------

HIGHEST FREE-THROW PERCENTAGE

Game:	.977 (43-44)	Minnesota (24-24, 1.000) @ Phoenix (19-20, .950)	4/5/03
-------	--------------	--	--------

MOST REBOUNDS

Game:	123	Minnesota (65) @ Houston (58)	1/13/10 (3OT)
	120	Minnesota (56) @ San Antonio (64)	2/6/99

MOST OFFENSIVE REBOUNDS

Game:	51	Washington (24) @ Minnesota (27)	11/13/91 (OT)
	48	Minnesota (18) @ Dallas (30)	3/22/96

MOST DEFENSIVE REBOUNDS

Game:	89	Indiana (39) @ Minnesota (50)	3/9/11
-------	----	-------------------------------	--------

MOST ASSISTS

Game:	75	Minnesota (37) @ L.A. Lakers (38)	3/20/92
-------	----	-----------------------------------	---------

MOST BLOCKED SHOTS

Game:	27	Philadelphia (11) @ Minnesota (16)	12/13/91
-------	----	------------------------------------	----------

MOST STEALS

Game:	31	Minnesota (9) @ Memphis (22)	10/30/10
-------	----	------------------------------	----------

MOST PERSONAL FOULS

Game:	76	Minnesota (37) @ Utah (39)	11/24/97 (OT)
	70	Minnesota (36) @ Utah (34)	3/2/02

MOST DISQUALIFICATIONS (6 FOULS)

Game:	4	Minnesota (1) @ Denver (3)	11/21/92;
		Minnesota (4) @ Detroit (0)	1/8/00

MOST TURNOVERS

Game:	53	Minnesota (24) @ Detroit (29)	11/8/94
-------	----	-------------------------------	---------

TWO-TEAM SINGLE-GAME LOWS

FEWEST POINTS

Game:	129	Toronto (56) @ Minnesota (73)	11/1/03
Half:	56	Toronto (24) @ Minnesota (32), 2nd half	11/1/03
Quarter:	21	Denver (12) @ Minnesota (9), 4th quarter	1/6/16
Overtime:	8	Minnesota (4) @ Charlotte (4), 1st overtime	4/12/91

FEWEST FIELD GOALS MADE

Game:	45	Atlanta (23) @ Minnesota (22)	4/12/97
-------	----	-------------------------------	---------

FEWEST FIELD GOALS ATTEMPTED

Game:	127	Minnesota (65) @ Cleveland (62)	12/19/95
-------	-----	---------------------------------	----------

LOWEST FIELD-GOAL PERCENTAGE

Game:	.302 (45-149)	Atlanta (23-76, .303) @ Minnesota (22-73, .301)	4/12/97
-------	---------------	---	---------

FEWEST FREE THROWS MADE

Game:	11	Portland (5) @ Minnesota (6)	12/14/04;
		Phoenix (9) @ Minnesota (2)	2/2/05

FEWEST FREE THROWS ATTEMPTED

Game:	19	Seattle (9) @ Minnesota (10)	1/22/03
-------	----	------------------------------	---------

LOWEST FREE-THROW PERCENTAGE

Game:	.478 (11-23)	Phoenix (9-18, .500) @ Minnesota (2-5, .400)	2/2/05
-------	--------------	--	--------

FEWEST REBOUNDS

Game:	53	Minnesota (25) @ Utah (28)	12/1/94
-------	----	----------------------------	---------

FEWEST OFFENSIVE REBOUNDS

Game:	6	Utah (3) @ Minnesota (3)	4/15/13
-------	---	--------------------------	---------

FEWEST DEFENSIVE REBOUNDS

Game:	34	Minnesota (15) @ L.A. Lakers (19)	12/20/94
-------	----	-----------------------------------	----------

FEWEST ASSISTS

Game:	20	Minnesota (6) @ L.A. Clippers (14)	11/10/96
-------	----	------------------------------------	----------

FEWEST BLOCKED SHOTS

Game:	0	Dallas (0) @ Minnesota (0)	4/11/07
-------	---	----------------------------	---------

FEWEST STEALS

Game:	4	Most recently: Portland (2) @ Minnesota (2)	1/2/08
-------	---	---	--------

FEWEST PERSONAL FOULS

Game:	22	Minnesota (15) @ Dallas (7)	12/30/08
-------	----	-----------------------------	----------

FEWEST TURNOVERS

Game:	12	Houston (7) @ Minnesota (5)	2/4/05 (OT)
-------	----	-----------------------------	-------------



WOLVES HONOR ROLL

NBA MOST VALUABLE PLAYER (MAURICE PODOLOFF TROPHY)

2003-04 Kevin Garnett

NBA ROOKIE OF THE YEAR (EDDIE GOTTlieb TROPHY)

2015-16 Karl-Anthony Towns

2014-15 Andrew Wiggins

NBA MOST IMPROVED PLAYER

2010-11 Kevin Love

J. WALTER KENNEDY CITIZENSHIP AWARD

2005-06 Kevin Garnett

ALL-NBA TEAM

2013-14 Kevin Love (2nd)
2011-12 Kevin Love (2nd)
2006-07 Kevin Garnett (3rd)
2004-05 Kevin Garnett (2nd)
2003-04 Kevin Garnett (1st)
Sam Cassell (2nd)
2002-03 Kevin Garnett (1st)
2001-02 Kevin Garnett (2nd)
2000-01 Kevin Garnett (2nd)
1999-00 Kevin Garnett (1st)
1998-99 Kevin Garnett (3rd)

ALL-DEFENSIVE TEAM

2006-07 Kevin Garnett (2nd)
2005-06 Kevin Garnett (2nd)
2004-05 Kevin Garnett (1st)
2003-04 Kevin Garnett (1st)
2002-03 Kevin Garnett (1st)
2001-02 Kevin Garnett (1st)
2000-01 Kevin Garnett (1st)
1999-00 Kevin Garnett (1st)

ALL-ROOKIE TEAM

2015-16 Karl-Anthony Towns (1st)
2014-15 Andrew Wiggins (1st)
Zach LaVine (2nd)
2013-14 Gorgui Dieng (2nd)
2011-12 Ricky Rubio (1st)
Derrick Williams (2nd)
2010-11 Wes Johnson (2nd)
2009-10 Jonny Flynn (2nd)
2008-09 Kevin Love (2nd)
2006-07 Randy Foye (1st)
2006-07 Craig Smith (2nd)
1999-00 Wally Szczerbiak (1st)
1996-97 Stephon Marbury (1st)
1995-96 Kevin Garnett (2nd)
1993-94 Isaiah Rider (1st)
1992-93 Christian Laettner (1st)
1990-91 Felton Spencer (2nd)
1989-90 Pooh Richardson (1st)

PLAYER OF THE MONTH

2004-05 Kevin Garnett (March)
2003-04 Kevin Garnett (April)
2003-04 Kevin Garnett (February)
2003-04 Kevin Garnett (January)
2003-04 Kevin Garnett (December)
2002-03 Kevin Garnett (April)
2002-03 Kevin Garnett (February)
2001-02 Kevin Garnett (February)
1999-00 Kevin Garnett (January)

ROOKIE OF THE MONTH

2015-16 Karl-Anthony Towns (April)
2015-16 Karl-Anthony Towns (March)
2015-16 Karl-Anthony Towns (February)
2015-16 Karl-Anthony Towns (January)
2015-16 Karl-Anthony Towns (December)
2015-16 Karl-Anthony Towns (November)
2014-15 Andrew Wiggins (February)
2014-15 Andrew Wiggins (January)
2014-15 Andrew Wiggins (December)
2014-15 Andrew Wiggins (November)
2013-14 Gorgui Dieng (March)
2011-12 Ricky Rubio (January)
2008-09 Kevin Love (March)
2006-07 Randy Foye (December)
1996-97 Stephon Marbury (January)

PLAYER OF THE WEEK

2016-17 Karl-Anthony Towns (Mar. 13)
2015-16 Karl-Anthony Towns (Apr. 11)
2014-15 Mo Williams (Jan. 19)
2013-14 Kevin Love (Feb. 24)
2013-14 Kevin Love (Nov. 4)
2012-13 Nikola Pekovic (Apr. 8)
2008-09 Al Jefferson (Jan. 5)
2007-08 Al Jefferson (Jan. 28)
2006-07 Kevin Garnett (Jan. 8)
2005-06 Kevin Garnett (Jan. 16)
2004-05 Kevin Garnett (Nov. 7)
2003-04 Kevin Garnett (Feb. 1)
2003-04 Kevin Garnett (Jan. 25)
2003-04 Sam Cassell (Dec. 28)
2003-04 Kevin Garnett (Dec. 21)
2003-04 Kevin Garnett (Nov. 23)
2002-03 Kevin Garnett (Nov. 24)
2001-02 Kevin Garnett (Jan. 13)
2001-02 Kevin Garnett (Nov. 18)
2000-01 Kevin Garnett (Nov. 19)
1999-00 Kevin Garnett (Mar. 26)
1999-00 Kevin Garnett (Dec. 26)
1999-00 Kevin Garnett (Nov. 14)
1998-99 Kevin Garnett (Apr. 4)
1998-99 Stephon Marbury (Feb. 21)

COACH OF THE MONTH

2008-09 Kevin McHale (January)
2003-04 Flip Saunders (April)
2002-03 Flip Saunders (February)
2000-01 Flip Saunders (January)
1999-00 Flip Saunders (January)

ALL-STAR GAME (*Starter)

2013-14 Kevin Love*
2011-12 Kevin Love
2010-11 Kevin Love
2006-07 Kevin Garnett*
2005-06 Kevin Garnett
2004-05 Kevin Garnett*
2003-04 Kevin Garnett*
Sam Cassell
Flip Saunders (Coach)
2002-03 Kevin Garnett* (MVP)
2001-02 Kevin Garnett*
Wally Szczerbiak
Kevin Garnett*
2000-01 Kevin Garnett*
1999-00 Kevin Garnett*
1997-98 Kevin Garnett*
1996-97 Kevin Garnett
Tom Gugliotta

OLYMPIC GAMES

2016 Ricky Rubio (Spain)
2012 Andrei Kirilenko (Russia)
2012 Kevin Love (USA)
2012 Alexey Shved (Russia)
2000 Kevin Garnett (USA)
1992 Christian Laettner (USA)
1992 Luc Longley (Australia)
1992 Gundars Vetra (Unified Team)



WOLVES AMONG LEAGUE LEADERS

1989-90

Tony Campbell 14th scoring (23.2)
Tyrone Corbin 6th steals (2.13)

1990-91

Tony Campbell 15th scoring (21.8)
Pooh Richardson 7th assists (9.0)

1991-92

Pooh Richardson 7th assists (8.4)

1992-93

Micheal Williams 4th FT pct. (.907),
6th assists (8.7),
8th steals (2.17)

1993-94

Micheal Williams 10th assists (7.2)

1994-95

Isaiah Rider 19th scoring (20.4)

1995-96

Tom Gugliotta 10th steals (1.78)

1996-97

Kevin Garnett 9th blocks (2.12)
Tom Gugliotta 16th scoring (20.6)
Stephon Marbury 10th assists (7.8)

1997-98

Kevin Garnett 10th rebounds (9.6)
Stephon Marbury 4th assists (8.6)

1998-99

Terrell Brandon 5th assists (8.6)
Kevin Garnett 11th scoring (20.8),
9th rebounds (10.4)

1999-00

Terrell Brandon 4th FT pct. (.899),
5th assists (8.9),
7th steals (1.89)
Kevin Garnett 10th scoring (22.9),
4th rebounds (11.8)
Wally Szczerbiak 7th FG pct. (.511)

2000-01

Terrell Brandon 6th steals (2.06),
10th assists (7.5),
10th FT pct. (.871)
Kevin Garnett 16th scoring (22.0),
6th rebounds (11.4)
Wally Szczerbiak 5th FG pct. (.510)

2001-02

Chauncey Billups 6th FT pct. (.885)
Kevin Garnett 17th scoring (21.2),
3rd rebounds (12.1)
Wally Szczerbiak 4th 3FG pct. (.455)

2002-03

Kevin Garnett 9th scoring (23.0),
2nd rebounds (13.4)
Troy Hudson 4th FT pct. (.900)
Rasho Nesterovic 5th FG pct. (.525)
Anthony Peeler 8th 3FG pct. (.410)
Wally Szczerbiak 5th 3FG pct. (.421)

2003-04

Sam Cassell 18th scoring (19.8),
5th assists (7.3)
Kevin Garnett 3rd scoring (24.2),
1st rebounds (13.9)
Fred Hoiberg 4th 3FG pct. (.442)

2004-05

Kevin Garnett 14th scoring (22.2),
1st rebounds (13.5)
Fred Hoiberg 1st 3FG pct. (.483)

2005-06

Kevin Garnett 16th scoring (21.8),
1st rebounds (12.7),
9th FG pct. (.526)
Eddie Griffin 10th blocks (2.11)

2006-07

Kevin Garnett 14th scoring (22.4),
1st rebounds (12.8)

2007-08

Al Jefferson 20th scoring (21.0),
5th rebounds (11.1)

2008-09

Kevin Love 9th rebounds (9.1)

2010-11

Michael Beasley 20th scoring (19.2)
Kevin Love 18th scoring (20.2),
1st rebounds (15.2)
Darko Milicic 5th blocks (2.03)
Luke Ridnour 4th 3FG pct. (.440)

2011-12

Kevin Love 4th scoring (26.0),
2nd rebounds (13.3),
2nd minutes (39.0)
Nikola Pekovic 3rd FG pct. (.564)
Luke Ridnour 6th FT pct. (.891)
Ricky Rubio 6th assists (8.2)

2012-13

Ricky Rubio 2nd steals (2.40),
10th assists (7.3)

2013-14

Corey Brewer 7th steals (1.85)
Kevin Love 3rd rebounds (12.5),
4th scoring (26.1)
Kevin Martin 4th FT pct. (.891)
Ricky Rubio 2nd steals (2.32),
4th assists (8.6)

2014-15

Kevin Martin 10th FT pct. (.881)
Andrew Wiggins 4th minutes (36.2)

2015-16

Gorgui Dieng 10th FG pct. (.532)
Ricky Rubio 2nd steals (2.13),
5th assists (8.6)
Karl-Anthony Towns 8th rebounds (10.5),
8th FG pct. (.542),
10th blocks (1.68)
Andrew Wiggins 19th scoring (20.7)

2016-17

Ricky Rubio 5th assists (9.1),
9th steals (1.71)
Karl-Anthony Towns 5th minutes (37.0),
6th rebounds (12.3),
12th scoring (25.1)
Andrew Wiggins 3rd minutes (37.2),
16th scoring (23.6)



MISCELLANEOUS RECORDS

WOLVES YEAR-BY-YEAR FINISH

YEAR	HEAD COACH	RECORD	DIV.	GB	CONF.	HOME	ROAD	ATTND.
1989-90	Bill Musselman	22-60	6th	34	13th	17-24	5-36	26,160
1990-91	Bill Musselman	29-53	5th	26	11th	21-20	8-33	19,011
1991-92	Jimmy Rodgers	15-67	6th	40	13th	9-32	6-35	18,757
1992-93	Rodgers/Lowe	19-63	5th	36	12th	11-30	8-33	18,405
1993-94	Sidney Lowe	20-62	5th	38	12th	13-28	7-34	17,888
1994-95	Bill Blair	21-61	6th	41	12th	13-28	8-33	14,720
1995-96	Blair/Saunders	26-56	5th	33	12th	17-24	9-32	14,285
1996-97	Flip Saunders	40-42	3rd	24	6th	25-16	15-26	17,018
1997-98	Flip Saunders	45-37	3rd	17	7th	26-15	19-22	18,014
1998-99	Flip Saunders	25-25	4th	12	8th	18-7	7-18	17,119
1999-00	Flip Saunders	50-32	3rd	5	6th	26-15	24-17	16,400
2000-01	Flip Saunders	47-35	4th	11	8th	30-11	17-24	17,497
2001-02	Flip Saunders	50-32	3rd	8	5th	29-12	21-20	17,846
2002-03	Flip Saunders	51-31	3rd	9	4th	33-8	18-23	15,700
2003-04	Flip Saunders	58-24	1st	—	1st	31-10	27-14	17,636
2004-05	Saunders/McHale	44-38	3rd	8	9th	24-17	20-21	17,181
2005-06	Dwane Casey	33-49	4th	11	14th	24-17	9-32	16,150
2006-07	Casey/Wittman	32-50	3rd	19	12th	20-21	12-29	15,999
2007-08	Randy Wittman	22-60	4th	32	13th	15-26	7-34	14,477
2008-09	Wittman/McHale	24-58	4th	30	11th	11-30	13-28	14,506
2009-10	Kurt Rambis	15-67	5th	38	15th	10-31	5-36	15,102
2010-11	Kurt Rambis	17-65	5th	38	15th	12-29	5-36	15,243
2011-12	Rick Adelman	26-40	5th	21	12th	13-20	13-20	17,491
2012-13	Rick Adelman	31-51	5th	29	12th	20-21	11-30	16,341
2013-14	Rick Adelman	40-42	3rd	19	10th	24-17	16-25	14,565
2014-15	Flip Saunders	16-66	5th	35	15th	9-32	7-34	14,528
2015-16	Sam Mitchell	29-53	5th	26	13th	14-27	15-26	14,175
2016-17	Tom Thibodeau	31-51	5th	20	13th	20-21	11-30	14,810
TOTALS		878-1370				535-589	343-781	

RECORDS AT ALL-STAR BREAK AND AT THE HALFWAY POINT

YEAR	ALL-STAR GAME	RECORD BEFORE	RECORD AFTER	FIRST 41 GAMES	LAST 41 GAMES	OVERALL RECORD
1989-90	Feb. 11	10-36	12-24	8-33	14-27	22-60
1990-91	Feb. 10	16-29	13-24	14-27	15-26	29-53
1991-92	Feb. 9	8-38	7-29	7-34	8-33	15-67
1992-93	Feb. 21	12-35	7-28	10-31	9-32	19-63
1993-94	Feb. 13	14-32	6-30	14-27	6-35	20-62
1994-95	Feb. 12	11-36	10-25	10-31	11-30	21-61
1995-96	Feb. 11	13-32	13-24	11-30	15-26	26-56
1996-97	Feb. 9	23-25	17-17	19-22	21-20	40-42
1997-98	Feb. 8	26-20	19-17	24-17	21-20	45-37
1998-99	None	-	-	14-11	11-14	25-25
1999-00	Feb. 13	27-20	23-12	24-17	26-15	50-32
2000-01	Feb. 11	32-18	15-17	23-18	24-17	47-35
2001-02	Feb. 10	33-16	17-16	30-11	20-21	50-32
2002-03	Feb. 9	29-20	22-11	23-18	28-13	51-31
2003-04	Feb. 15	37-15	21-9	29-12	29-12	58-24
2004-05	Feb. 20	27-27	17-11	22-19	22-19	44-38
2005-06	Feb. 19	23-29	10-20	20-21	13-28	33-49
2006-07	Feb. 18	25-27	7-23	20-21	12-29	32-50
2007-08	Feb. 17	10-41	12-19	7-34	15-26	22-60
2008-09	Feb. 15	17-34	7-24	14-27	10-31	24-58
2009-10	Feb. 14	13-40	2-27	8-33	7-34	15-67
2010-11	Feb. 20	13-43	4-22	10-31	7-34	17-65
2011-12	Feb. 26	17-17	9-23	16-17	10-23	26-40
2012-13	Feb. 17	19-31	12-20	17-24	14-27	31-51
2013-14	Feb. 16	25-28	15-14	20-21	20-21	40-42
2014-15	Feb. 15	11-42	5-24	7-34	9-32	16-66
2015-16	Feb. 14	17-37	12-16	12-29	17-24	29-53
2016-17	Feb. 19	22-35	9-16	14-27	17-24	31-51

ALL-TIME WOLVES RECORD BY MONTH

YEAR	OCT/NOV	DECEMBER	JANUARY	FEBRUARY	MARCH	APR/MAY	OVERALL
1989-90	3-12	3-11	3-10	6-7	5-12	2-8	22-60
1990-91	5-10	3-9	6-8	4-10	4-11	7-5	29-53
1991-92	3-10	1-13	3-13	4-9	1-15	3-7	15-67
1992-93	4-7	1-12	3-11	5-8	5-13	1-12	19-63
1993-94	3-8	5-12	6-7	2-10	3-13	1-12	20-62
1994-95	1-13	5-7	4-12	4-9	5-11	2-9	21-61
1995-96	3-9	4-11	4-10	5-9	8-8	2-9	26-56
1996-97	7-8	5-10	9-6	8-3	6-10	5-5	40-42
1997-98	7-8	8-6	10-4	5-8	8-8	7-3	45-37
1998-99	—	—	—	8-5	9-8	8-12	25-25
1999-00	7-5	6-9	12-3	7-7	12-4	6-4	50-32
2000-01	8-7	9-7	12-4	5-6	8-6	5-5	47-35
2001-02	10-4	10-5	11-5	8-4	6-10	5-4	50-32
2002-03	9-8	8-6	10-6	12-1	7-8	5-2	51-31
2003-04	9-8	11-2	12-3	11-4	9-7	6-0	58-24
2004-05	8-5	8-6	8-9	4-9	10-5	6-4	44-38
2005-06	7-6	7-7	7-9	3-10	6-10	3-7	33-49
2006-07	6-8	7-7	9-8	4-8	4-11	2-8	32-50
2007-08	2-12	2-14	5-10	3-9	7-8	3-7	22-60
2008-09	4-11	2-14	10-4	2-11	3-14	3-4	24-58
2009-10	2-15	5-11	4-12	3-9	1-13	0-7	15-67
2010-11	4-13	4-12	3-11	3-10	3-12	0-7	17-65
2011-12	—	0-3	10-8	8-7	7-10	1-12	26-40
2012-13	7-8	7-5	3-12	3-10	6-11	5-5	31-51
2013-14	9-9	6-7	8-7	5-6	8-8	4-5	40-42
2014-15	4-11	1-14	3-14	5-6	3-13	0-8	16-66
2015-16	8-9	4-12	2-14	5-6	6-9	4-3	29-53
2016-17	5-13	6-9	8-7	5-7	6-8	1-7	31-51
TOTALS	145-237	138-241	185-227	147-208	166-276	97-181	878-1370

ALL-TIME WOLVES RECORD BY DIVISION/CONFERENCE

YEAR	ATLANTIC	CENTRAL	EAST	MIDWEST	PACIFIC	WEST	OVERALL		
1989-90	6-6	4-10	10-16	6-22	6-22	12-44	22-60		
1990-91	7-5	5-9	12-14	9-19	8-20	17-39	29-53		
1991-92	2-12	2-12	4-24	9-17	2-26	11-43	15-67		
1992-93	2-12	3-11	5-23	10-16	4-24	14-40	19-63		
1993-94	5-9	2-12	7-21	5-21	8-20	13-41	20-62		
1994-95	5-9	4-10	9-19	4-22	8-20	12-42	21-61		
1995-96	3-11	6-10	9-21	10-14	7-21	17-35	26-56		
1996-97	9-5	3-13	12-18	16-8	12-16	28-24	40-42		
1997-98	7-7	8-8	15-15	14-10	16-12	30-22	45-37		
1998-99	2-1	1-2	3-3	11-9	11-13	22-22	25-25		
1999-00	6-8	12-4	18-12	18-6	14-14	32-20	50-32		
2000-01	6-8	14-2	20-10	11-13	16-12	27-25	47-35		
2001-02	10-4	11-5	21-9	15-9	14-14	29-23	50-32		
2002-03	7-7	11-5	18-12	15-9	18-10	33-19	51-31		
2003-04	10-4	14-2	24-6	14-10	20-8	34-18	58-24		
	ATL	CENT	SE	EAST	NW	SW	PAC	WEST	OVERALL
2004-05	6-4	3-7	5-5	14-16	10-6	10-8	10-8	30-22	44-38
2005-06	4-6	4-6	5-5	13-17	6-10	5-13	9-9	20-32	33-49
2006-07	6-4	5-5	3-7	14-16	6-10	5-13	7-11	18-34	32-50
2007-08	3-7	3-7	2-8	8-22	3-13	3-15	8-10	14-38	22-60
2008-09	3-7	6-4	2-8	11-19	3-13	4-14	6-12	13-39	24-58
2009-10	4-6	1-9	2-8	7-23	3-13	2-16	3-15	8-44	15-67
2010-11	3-7	6-4	1-9	10-20	1-15	3-15	3-15	7-45	17-65
2011-12	2-3	2-5	3-3	7-11	4-9	8-9	7-11	19-29	26-40
2012-13	4-6	7-3	3-7	14-16	8-10	5-13	4-12	17-35	31-51
2013-14	5-5	7-3	5-5	17-13	7-9	9-9	7-11	23-29	40-42
2014-15	4-6	3-7	2-8	9-21	4-12	1-17	2-16	7-45	16-66
2015-16	5-5	2-8	4-6	11-19	4-12	4-14	10-8	18-34	29-53
2016-17	3-7	4-6	6-4	13-17	5-11	4-14	9-9	18-34	31-51



MISCELLANEOUS RECORDS

ALL-TIME HOME OPENER RESULTS (19-9)

DATE	SCORE	SITE	ATTENDANCE
11/8/89	Chicago 96, Minnesota 84	Metrodome	35,427
11/2/90	Minnesota 98, Dallas 85	Target Center	19,006
11/1/91	Utah 112, Minnesota 97	Target Center	19,006
11/7/92	Golden State 121, Minnesota 119 (OT)	Target Center	19,006
11/6/93	Utah 105, Minnesota 95	Target Center	18,827
11/5/94	Houston 115, Minnesota 85	Target Center	16,578
11/7/95	Minnesota 93, L.A. Lakers 92	Target Center	14,756
11/1/96	Minnesota 82, San Antonio 78	Target Center	18,109
10/31/97	Minnesota 129, Golden State 113	Target Center	16,784
2/9/99	Minnesota 74, San Antonio 70	Target Center	16,422
11/11/99	Minnesota 93, New York 90	Target Center	18,397
11/4/00	Minnesota 99, Sacramento 91	Target Center	19,006
10/30/01	Minnesota 83, Philadelphia 74	Target Center	18,697
10/30/02	Minnesota 83, Denver 77	Target Center	16,113
10/29/03	Minnesota 95, Milwaukee 89	Target Center	17,784
11/3/04	Minnesota 99, New York 93	Target Center	17,295
11/2/05	Minnesota 90, Portland 86	Target Center	16,799
11/1/06	Minnesota 92, Sacramento 83	Target Center	19,356
11/2/07	Denver 99, Minnesota 91	Target Center	19,443
10/29/08	Minnesota 98, Sacramento 96	Target Center	17,820
10/28/09	Minnesota 95, New Jersey 93	Target Center	18,358
10/27/10	Sacramento 117, Minnesota 116	Target Center	17,067
12/26/11	Oklahoma City 104, Minnesota 100	Target Center	19,406
11/2/12	Minnesota 92, Sacramento 80	Target Center	19,356
10/30/13	Minnesota 120, Orlando 115 (OT)	Target Center	17,988
10/30/14	Minnesota 97, Detroit 91	Target Center	18,296
11/2/15	Portland 106, Minnesota 101	Target Center	18,903
11/1/16	Minnesota 116, Memphis 80	Target Center	14,774

ALL-TIME OPENING GAME RESULTS (16-12)

DATE	SCORE	SITE	ATTENDANCE
11/3/89	Seattle 106, Minnesota 94	Seattle Coliseum	13,805
11/2/90	Minnesota 98, Dallas 85	Target Center	19,006
11/1/91	Utah 112, Minnesota 97	Target Center	19,006
11/6/92	Boston 113, Minnesota 92	Boston Garden	14,890
11/5/93	Detroit 104, Minnesota 99	The Palace	21,454
11/4/94	Denver 130, Minnesota 108	McNichols Arena	17,171
11/3/95	Sacramento 95, Minnesota 86	ARCO Arena	17,319
11/1/96	Minnesota 82, San Antonio 78	Target Center	18,109
10/31/97	Minnesota 129, Golden State 113	Target Center	16,784
2/5/99	Minnesota 110, Denver 92	McNichols Arena	17,171
11/5/99	Sacramento 100, Minnesota 95	Tokyo Dome	32,623
10/31/00	Minnesota 106, Houston 98	Compaq Center	11,327
10/30/01	Minnesota 83, Philadelphia 74	Target Center	18,697
10/30/02	Minnesota 83, Denver 77	Target Center	16,113
10/29/03	Minnesota 95, Milwaukee 89	Target Center	17,784
11/3/04	Minnesota 99, New York 93	Target Center	17,295
11/2/05	Minnesota 90, Portland 86	Target Center	16,799
11/1/06	Minnesota 92, Sacramento 83	Target Center	19,356
11/2/07	Denver 99, Minnesota 91	Target Center	19,443
10/29/08	Minnesota 98, Sacramento 96	Target Center	17,820
10/28/09	Minnesota 95, New Jersey 93	Target Center	18,358
10/27/10	Sacramento 117, Minnesota 116	Target Center	17,067
12/26/11	Oklahoma City 104, Minnesota 100	Target Center	19,406
11/2/12	Minnesota 92, Sacramento 80	Target Center	19,356
10/30/13	Minnesota 120, Orlando 115 (OT)	Target Center	17,988
10/29/14	Memphis 105, Minnesota 101	FedExForum	17,731
10/28/15	Minnesota 112, L.A. Lakers 111	Staples Center	18,997
10/26/16	Memphis 102, Minnesota 98	FedExForum	18,119

GAMES WITH LARGEST MARGINS

BIGGEST WINS

MARGIN	OPPONENT	SCORE	DATE	SITE
53	Chicago	127-74	11/8/01	Target Center
42	Oklahoma City	129-87	1/7/09	Target Center
39	Golden State	122-83	2/23/01	Target Center
36	L.A. Lakers	143-107	3/28/14	Target Center
36	Memphis	116-80	11/1/16	Target Center
35	Philadelphia	119-84	12/8/04	Wachovia Center
35	Washington	109-74	12/26/04	Target Center
35	New Orleans	144-109	4/13/16	Target Center
34	Cleveland	129-95	12/4/10	Target Center
32	Dallas	103-71	1/2/93	Target Center
32	Houston	122-90	3/30/00	Target Center
32	Toronto	112-80	3/19/02	Target Center
31	Vancouver	113-82	11/27/99	Target Center
31	L.A. Clippers	95-64	1/15/03	Staples Center
31	Phoenix	117-86	3/22/13	US Airways Center
31	Philadelphia	126-95	1/6/14	Wells Fargo Center
30	Brooklyn	111-81	11/22/13	Target Center
30	Phoenix	117-87	1/17/16	Target Center

BIGGEST ROAD WINS

MARGIN	OPPONENT	SCORE	DATE	SITE
35	Philadelphia	119-84	12/8/04	Wachovia Center
31	L.A. Clippers	95-64	1/15/03	Staples Center
31	Phoenix	117-86	3/22/13	US Airways Center
31	Philadelphia	126-95	1/6/14	Wells Fargo Center
29	Golden State	113-84	3/11/98	New Arena in Oakland
29	Orlando	100-71	11/7/03	TD Waterhouse Centre

BIGGEST LOSSES

MARGIN	OPPONENT	SCORE	DATE	SITE
48	New Orleans	91-139	11/14/14	Smoothie King Center
42	Orlando	86-128	11/3/10	Amway Center
41	Miami	72-113	3/5/96	Miami Arena
41	Golden State	105-146	11/9/09	Oracle Arena
39	Indiana	75-114	4/16/95	Market Square Arena
38	Philadelphia	71-109	11/25/94	Target Center
38	San Antonio	84-122	12/30/95	Alamodome
38	Phoenix	114-152	3/16/10	US Airways Center
37	Seattle	87-124	12/5/92	Seattle Center Coliseum
37	Golden State	109-146	4/1/94	Oakland Coliseum
37	Seattle	93-130	2/14/96	KeyArena
35	Utah	80-115	1/30/95	Delta Center

BIGGEST HOME LOSSES

MARGIN	OPPONENT	SCORE	DATE	SITE
38	Philadelphia	71-109	11/25/94	Target Center
32	Indiana	78-110	2/17/95	Target Center
32	New Orleans	90-122	4/9/08	Target Center
32	Sacramento	95-127	3/20/11	Target Center
30	Houston	85-115	11/5/94	Target Center



MISCELLANEOUS RECORDS

ALL-TIME COMEBACKS

DEFICIT	SCORE/TIME	VS./@ OPPONENT	FINAL SCORE	DATE
25	16-41 10:14, 2nd	vs. Charlotte	105-101	3/1/96
24	55-79 6:02, 3rd	@ Houston	124-122 (OT)	2/17/92
24	50-74 5:53, 3rd	@ Dallas	113-110 (OT)	1/17/98
22	49-71 9:36, 3rd	@ Brooklyn	107-96	11/5/12
21	24-45 10:09, 2nd	vs. Indiana	131-118	12/21/07
21	57-78 9:02, 3rd	vs. New York	112-103	11/12/10
21	30-51 6:37, 2nd	@ Chicago	99-94	12/13/16
20	44-64 5:29, 3rd	@ Seattle	100-96 (OT)	3/15/91
20	16-36 0:26, 1st	@ Washington	89-87	4/21/91
20	33-53 4:40, 2nd	@ Charlotte	102-96	1/1/07
20	31-51 3:04, 2nd	vs. Philadelphia	108-103 (OT)	1/18/10

LEADS THAT GOT AWAY

LEAD	SCORE/TIME	VS./@ OPPONENT	FINAL SCORE	DATE
29	70-41 10:26, 3rd	@ Dallas	100-107	12/30/08
25	88-63 5:56, 3rd	vs. Seattle	106-114	3/27/07
22	80-58 5:43, 3rd	vs. Dallas	103-107	12/18/01
22	51-29 9:19, 2nd	vs. Phoenix	120-127	3/23/14
21	75-54 4:29, 3rd	vs. Portland	102-107	11/15/91
21	46-25 9:11, 2nd	vs. Phoenix	116-117 (OT)	1/27/93
21	63-42 0:24, 2nd	vs. Atlanta	87-94	11/24/07
21	43-22 6:50, 2nd	vs. Detroit	90-94	4/1/08
21	64-43 9:00, 3rd	vs. San Antonio	109-113 (OT)	11/24/10
21	55-34 0:58, 2nd	vs. Golden State	88-93	4/22/12
20	36-16 0:46, 1st	@ Orlando	86-90	11/21/96
20	43-23 9:04, 2nd	vs. Golden State	76-104	12/11/99
20	49-29 1:53, 2nd	vs. Golden State	94-97	4/4/12
20	59-39 11:41, 3rd	@ Houston	100-108	3/15/13

TOP SCORING GAMES OFF THE BENCH

PTS	PLAYER	OPPONENT	DATE
35	Zach LaVine	Oklahoma City	1/27/16
35	Shabazz Muhammad	@ Golden State	4/5/16 (OT)
34	Wally Szczerbiak	@ Seattle	1/21/05
34	Rashad McCants	Denver	1/4/08
34	Michael Beasley	@ Houston	1/30/12
32	Gerald Glass	@ L.A. Lakers	12/23/90
30	Isaiah Rider	vs. Miami	3/3/96

TOP SCORING GAMES OFF THE BENCH VS. MINNESOTA

PTS	PLAYER	OPPONENT	DATE
41	Todd Day	@ Boston	12/22/95
34	Danny Ainge	Phoenix	1/7/94
33	Cuttino Mobley	@ Houston	10/31/00
31	Clifford Robinson	Portland	12/8/93
31	Johnny Newman	@ Denver	11/28/97
31	Ben Gordon	@ Chicago	12/11/04
31	Manu Ginobili	San Antonio	11/30/07
31	Al Harrington	@ Denver	2/20/12 (OT)
30	Dell Curry	@ Charlotte	2/4/97
30	Cuttino Mobley	Houston	1/1/01
30	Flip Murray	@ Atlanta	3/23/09

LONGEST WINNING STREAKS

11	1/17/01-2/7/01
10	3/26/04-11/3/04
9	12/30/01-1/15/02
7	1/9/98-1/21/98
7	2/19/03-3/2/03

LONGEST HOME WINNING STREAKS

17	1/8/03-3/2/03
14	12/16/03-2/6/04
12	3/20/98-2/22/99
10	2/23/01-4/6/01
9	12/21/01-1/26/02

LONGEST ROAD WINNING STREAKS

6	1/8/00-1/25/00
6	12/3/03-12/23/03
5	2/25/00-3/11/00
5	1/17/01-2/3/01
5	3/26/04-4/14/04
5	11/28/04-12/8/04
5	11/26/05-12/7/05

LONGEST LOSING STREAKS

18	3/13/11-12/30/11
16	2/29/92-3/29/92
16	4/8/94-11/12/94
16	2/24/10-3/28/10
15	10/30/09-11/27/09
15	12/12/14-1/10/15

LONGEST HOME LOSING STREAKS

14	4/9/94-12/14/94
14	3/16/15-11/20/15
11	1/28/09-3/9/09
10	3/27/07-11/6/07
10	2/10/10-3/28/10
10	12/12/14-1/23/15

LONGEST ROAD LOSING STREAKS

22	12/9/89-3/23/90
17	2/24/10-11/9/10
16	11/28/07-1/19/08
14	1/17/94-3/8/94
14	2/21/06-4/11/06

YEARLY STATISTICAL RANKINGS

YEAR	-----PTS-----			-----FG%-----			FT%	REB	AST	STL	TO	BLK
	OFF	DEF	OFF	DEF	DEF	FT%						
1989-90	27	2	26	18	19	21	24	6	2	22		
1990-91	26	9	25	23	23	17	21	13	1	11		
1991-92	23	19	22	23	20	26	14	24	4	7		
1992-93	27	15	18	24	2	25	18	18	24	11		
1993-94	26	16	19	17	2	16	17	26	27	12		
1994-95	26	17	21	19	3	27	21	24	25	14		
1995-96	19	23	18	18	1	19	14	13	26	7		
1996-97	17	17	13	13	9	24	9	24	9	2		
1997-98	2	25	8	15	15	18	3	22	1	13		
1998-99	11	16	23	16	9	15	2	13	1	10		
1999-00	13	11	2	10	7	8	1	17	4	11		
2000-01	7	14	6	22	4	15	2	6	4	10		
2001-02	5	16	5	14	2	1	2	28	4	16		
2002-03	7	18	2	10	10	9	2	29	6	15		
2003-04	10	7	2	4	5	9	6	26	2	7		
2004-05	16	9	4	7	1	9	4	30	2	10		
2005-06	28	8	11	9	11	24	12	19	17	5		
2006-07	20	19	13	16	3	20	7	28	21	24		
2007-08	26	21	18	27	21	13	26	12	17	29		
2008-09	21	22	29	26	15	3	17	28	17	28		
2009-10	20	29	25	25	22	19	24	13	30	28		
2010-11	10	30	27	23	13	3	25	17	30	10		
2011-12	10	25	27	22	10	15	24	26	21	24		
2012-13	20	15	24	24	21	10	16	5	20	19		
2013-14	3	26	23	29	9	10	5	3	8	30		
2014-15	23	30	24	30	6	24	16	9	23	27		
2015-16	15	23	7	28	4	21	8	14	23	19		
2016-17	13	18	8	28	5	5	9	12	19	19		



MISCELLANEOUS RECORDS

ALL-TIME OVERTIME RECORD

YEAR	GAMES	HOME W-L	ROAD W-L	TOTAL W-L
1989-90	7	1-3	0-3	1-6
1990-91	7	1-0	2-4	3-4
1991-92	5	0-2	2-1	2-3
1992-93	6	0-4	0-2	0-6
1993-94	2	0-1	0-1	0-2
1994-95	3	1-1	0-1	1-2
1995-96	4	0-1	0-3	0-4
1996-97	3	1-0	1-1	2-1
1997-98	9	3-2	2-2	5-4
1998-99	1	0-0	0-1	0-1
1999-00	8	4-1	3-0	7-1
2000-01	6	3-0	1-2	4-2
2001-02	4	0-0	2-2	2-2
2002-03	5	2-1	1-1	3-2
2003-04	3	0-1	2-0	2-1
2004-05	3	0-1	1-1	1-2
2005-06	6	1-2	0-3	1-5
2006-07	10	4-1	2-3	6-4
2007-08	2	1-1	0-0	1-1
2008-09	4	2-1	0-1	2-2
2009-10	2	1-0	0-1	1-1
2010-11	4	0-3	0-1	0-4
2011-12	3	0-0	0-3	0-3
2012-13	2	1-0	0-1	1-1
2013-14	5	1-1	2-1	3-2
2014-15	5	0-2	2-1	2-3
2015-16	7	1-0	3-3	4-3
2016-17	5	1-1	1-2	2-3
TOTALS	131	29-30	27-45	56-75

OVERTIME SUMMARY

ATLANTA (1-3)

1/5/91	The Omni	L	112-117
12/28/91	The Omni	L	122-125
12/13/94	The Omni	L	83-85
4/4/00	Target Center	W	86-76

BOSTON (1-2)

12/15/92	Target Center	L	119-124 (2OT)
2/1/02	FleetCenter	W	98-95
3/4/07	TD Banknorth Garden	L	117-124(2OT)

BROOKLYN (1-3)

3/20/91	Brendan Byrne Arena	L	111-118
1/20/96	Continental Air Arena	L	97-103
3/24/00	Continental Air Arena	W	116-115
12/19/01	Continental Air Arena	L	112-117

CHARLOTTE (1-2)

4/12/91	Charlotte Coliseum	L	110-111 (2OT)
1/5/11	Target Center	L	105-108
12/3/16	Spectrum Center	W	125-120

CHICAGO (3-0)

11/13/03	United Center	W	92-89
1/25/09	Target Center	W	109-108
11/7/15	United Center	W	102-93

CLEVELAND (1-1)

2/2/91	Richfield Coliseum	L	110-113
3/21/00	Target Center	W	111-107

DALLAS (6-2)

11/20/90	Reunion Arena	W	92-91
2/8/94	Reunion Arena	L	105-108
2/27/97	Reunion Arena	W	107-105 (2OT)
1/17/98	Reunion Arena	W	113-110
2/15/98	Target Center	W	105-99
12/15/12	Target Center	W	114-106

3/19/14	American Airlines Center	W	123-122
1/20/16	American Airlines Center	L	94-106

DENVER (3-7)

3/31/92	McNichols Arena	W	121-114
1/3/95	Target Center	L	99-108 (2OT)
12/28/96	Target Center	W	103-96
2/5/00	Pepsi Center	W	105-97
2/15/00	Target Center	L	104-107
11/8/00	Pepsi Center	L	107-109
11/4/04	Pepsi Center	L	92-94
2/24/06	Target Center	L	101-102
2/20/12	Pepsi Center	L	101-103
12/11/15	Pepsi Center	L	108-111

DETROIT (2-1)

3/1/98	Target Center	W	115-113 (2OT)
1/15/07	The Palace	W	94-90
1/19/07	Target Center	L	98-104 (2OT)

GOLDEN STATE (2-5)

12/27/91	Target Center	L	102-106
11/7/92	Target Center	L	119-121
12/19/92	Oakland Coliseum	L	116-122
1/5/96	Oakland Coliseum	L	119-122
4/2/06	Target Center	W	106-104
11/11/08	Oracle Arena	L	110-113
4/5/16	Oracle Arena	W	124-117

HOUSTON (4-5)

2/17/92	The Summit	W	124-122
4/22/93	The Summit	L	110-112
1/16/98	The Summit	W	116-115
2/20/98	Target Center	W	100-95
2/4/05	Target Center	L	113-119
1/7/07	Target Center	W	103-99
1/13/10	Toyota Center	L	114-120 (3OT)
12/5/14	Target Center	L	112-114
12/17/16	Target Center	L	109-111

INDIANA (2-1)

12/12/89	Market Square Arena	L	112-113
12/16/00	Target Center	W	113-110
11/16/01	Conseco Fieldhouse	W	120-113 (2OT)

L.A. CLIPPERS (1-3)

3/26/90	L.A. Sports Arena	L	96-101
12/4/04	Staples Center	W	107-100
11/5/05	Staples Center	L	99-100
12/22/13	Staples Center	L	116-120

L.A. LAKERS (2-3)

12/20/89	Metrodome	L	97-106
3/6/07	Target Center	W	117-107 (2OT)
3/26/15	Target Center	L	99-101
12/9/15	Target Center	W	123-122
3/24/17	Staples Center	L	119-130

MEMPHIS (3-3)

11/5/95	General Motors Place	L	98-100
4/14/00	General Motors Place	W	104-94 (2OT)
11/19/02	Target Center	W	110-106
4/19/06	Target Center	L	92-102 (2OT)
2/9/07	FedExForum	L	97-105
12/29/08	Target Center	W	108-98

MIAMI (1-1)

3/2/94	Target Center	L	100-108
4/4/14	American Airlines Arena	W	122-121 (2OT)

MILWAUKEE (2-1)

4/14/95	Target Center	W	104-100
12/27/95	Target Center	L	93-99
4/16/08	Target Center	W	110-101

NEW ORLEANS (0-0)

NEW YORK (1-1)

2/25/99	Madison Sq. Garden	L	113-115
3/19/15	Madison Sq. Garden	W	95-92

OKLAHOMA CITY (3-5)

3/15/91	Seattle Ctr. Coliseum	W	100-96
3/8/98	Target Center	L	98-99
3/5/00	Target Center	W	105-100
3/4/01	Target Center	W	119-111
11/4/05	KeyArena	L	102-107
3/2/08	Target Center	L	108-111
1/26/11	Target Center	L	117-118
3/23/12	Ches. Energy Arena	L	140-149 (2OT)

ORLANDO (3-2)

4/1/07	Amway Arena	W	105-104
10/30/13	Target Center	W	120-115
11/7/14	Amway Center	L	103-112
11/18/15	Amway Center	L	101-104
1/30/17	Target Center	W	111-105

PHILADELPHIA (5-1)

11/10/89	Metrodome	W	125-118
2/3/91	Target Center	W	110-102 (2OT)
12/11/00	First Union Center	W	96-91
12/12/05	Wachovia Center	L	89-90
1/5/07	Target Center	W	104-102
1/18/10	Target Center	W	108-103

PHOENIX (0-5)

3/10/90	Metrodome	L	98-101
1/27/93	Target Center	L	116-117
1/18/02	America West Arena	L	100-103
4/11/11	US Airways Center	L	127-135
2/26/13	US Airways Center	L	83-84

PORTLAND (0-3)

11/7/96	Rose Garden	L	94-95
12/14/02	Target Center	L	92-98
1/24/07	Rose Garden	L	98-101

SACRAMENTO (2-3)

12/23/92	Target Center	L	96-102
1/10/03	Target Center	W	115-109
3/5/03	ARCO Arena	L	95-96
11/5/03	Target Center	L	121-125
12/5/03	ARCO Arena	W	112-109

SAN ANTONIO (3-4)

11/17/00	Target Center	W	99-94
3/14/01	Alamodome	L	100-106
3/21/03	SBC Center	W	101-94
1/3/07	Target Center	W	103-101
11/5/08	Target Center	L	125-129 (2OT)
11/24/10	Target Center	L	109-113
3/4/17	AT&T Center	L	90-97

TORONTO (1-1)

1/24/98	SkyDome	L	107-113
3/26/00	Target Center	W	106-101

UTAH (1-5)

11/21/89	Metrodome	L	101-103
2/13/90	Salt Palace	L	104-110
11/24/97	Delta Center	L	124-133
3/15/12	EnergySolutions Arena	L	105-111
4/16/14	Target Center	L	130-136 (2OT)
3/23/15	EnergySolutions Arena	W	106-104

WASHINGTON (1-2)

11/13/91	Target Center	L	114-119
11/13/97	Target Center	L	88-91
3/25/16	Verizon Center	W	132-129 (2OT)



MISCELLANEOUS RECORDS

TRIPLE-DOUBLES

PLAYER	OPPONENT	DATE
Tyrone Corbin	Dallas	1/2/91
Micheal Williams	Boston	12/15/92
Micheal Williams	@ Golden State	12/19/92
Kevin Garnett	Denver	1/3/98
Kevin Garnett	@ Atlanta	12/14/99
Terrell Brandon	@ Philadelphia	1/9/00
Bobby Jackson	Sacramento	1/31/00
Kevin Garnett	@ Portland*	4/23/00
Kevin Garnett	Portland*	4/30/00
Kevin Garnett	@ Detroit	12/15/00
Terrell Brandon	Golden State	2/23/01
Kevin Garnett	Detroit	2/28/01
Chauncey Billups	Memphis	4/3/02
Kevin Garnett	Orlando	11/1/02
Kevin Garnett	Sacramento	11/27/02
Kevin Garnett	@ Chicago	12/27/02
Kevin Garnett	@ Phoenix	3/9/03
Kevin Garnett	Portland	3/16/03
Kevin Garnett	@ Portland	4/6/03
Kevin Garnett	Dallas	12/18/03
Kevin Garnett	@ Golden State	1/28/04
Sam Cassell	San Antonio	3/23/04
Kevin Garnett	Denver*	4/21/04
Kevin Garnett	Golden State	4/13/05
Kevin Garnett	Golden State	2/7/07
Kevin Garnett	Boston	2/11/07
Kevin Garnett	@ Boston	3/4/07
J.J. Barea	@ Oklahoma City	3/23/12
Ricky Rubio	San Antonio	3/12/13
Ricky Rubio	@ L.A. Lakers	11/10/13
Kevin Love	@ Utah	2/22/14
Ricky Rubio	@ Dallas	3/19/14
Kevin Love	L.A. Lakers	3/28/14
Kevin Love	Memphis	4/2/14
Ricky Rubio	L.A. Clippers	3/2/15
Karl-Anthony Towns	@ Denver	12/28/16
Ricky Rubio	@ San Antonio	3/4/17

(*Playoff game)

OPPONENTS TRIPLE-DOUBLES

PLAYER	TEAM	DATE	STATISTICS
David Robinson	@ San Antonio	2/23/90	24 Pts, 12 Reb, 12 Blk
Kevin Johnson	@ Phoenix	3/23/90	13 Pts, 10 Reb, 18 Ast
Clyde Drexler	Portland	1/15/91	32 Pts, 10 Reb, 11 Ast
Larry Johnson	@ Charlotte	3/18/93	11 Pts, 12 Reb, 10 Ast
David Robinson	@ San Antonio	11/9/93	43 Pts, 11 Reb, 10 Blk
David Robinson	@ San Antonio	1/11/94	27 Pts, 12 Reb, 10 Ast
Oliver Miller	@ Phoenix	2/9/94	14 Pts, 15 Reb, 11 Ast
Billy Owens	@ Miami	1/5/95	19 Pts, 10 Reb, 10 Ast
Larry Johnson	@ Charlotte	1/11/95	23 Pts, 10 Reb, 10 Ast
Jason Kidd	@ Dallas	4/7/95	11 Pts, 10 Reb, 13 Ast
Dikembe Mutombo	@ Denver	12/2/95	22 Pts, 16 Reb, 10 Blk
Grant Hill	@ Detroit	3/21/97	22 Pts, 11 Reb, 10 Ast
Jason Kidd	@ Phoenix	4/8/97	15 Pts, 10 Reb, 13 Ast
Antoine Walker	Boston	1/15/01	20 Pts, 12 Reb, 12 Ast
Jason Kidd	@ Phoenix	2/14/01	19 Pts, 10 Reb, 12 Ast
Jamaal Tinsley	Indiana	3/15/02	11 Pts, 10 Reb, 10 Ast
Jason Kidd	@ New Jersey	10/31/03	21 Pts, 11 Reb, 14 Ast
Andre Miller	@ Denver	1/26/04	24 Pts, 10 Reb, 10 Ast
Chauncey Billups	@ Detroit	2/20/04	20 Pts, 10 Reb, 11 Ast
Lamar Odom	L.A. Lakers	2/13/08	10 Pts, 16 Reb, 10 Ast
Russell Westbrook	Oklahoma City	2/21/10	22 Pts, 10 Reb, 14 Ast
Andre Iguodala	@ Philadelphia	3/4/11	22 Pts, 10 Reb, 13 Ast
Goran Dragic	Houston	4/13/11	11 Pts, 11 Reb, 11 Ast
Kyle Lowry	Houston	1/23/12	16 Pts, 10 Reb, 10 Ast
Larry Sanders	Milwaukee	11/30/12	10 Pts, 12 Reb, 10 Blk
Kevin Durant	@ Oklahoma City	12/1/13	32 Pts, 10 Reb, 12 Ast
Kyle Lowry	Toronto	3/9/14	20 Pts, 12 Reb, 11 Ast
Joakim Noah	Chicago	4/9/14	15 Pts, 13 Reb, 10 Ast
Michael Carter-Williams	@ Philadelphia	1/30/15	17 Pts, 10 Reb, 10 Ast
James Harden	@ Houston	2/23/15	31 Pts, 10 Reb, 10 Ast
Russell Westbrook	@ Oklahoma City	3/13/15	29 Pts, 10 Reb, 12 Ast
Hassan Whiteside	@ Miami	11/17/15	22 Pts, 14 Reb, 10 Blk
Russell Westbrook	@ Oklahoma City	1/15/16	12 Pts, 11 Reb, 10 Ast
Russell Westbrook	Oklahoma City	1/13/17	21 Pts, 11 Reb, 12 Ast
James Harden	@ Houston	4/12/17	27 Pts, 10 Reb, 12 Ast



MISCELLANEOUS RECORDS

SINGLE GAME

LONGEST GAME (REGULATION):	2:40	vs. Philadelphia, 2/1/04; @ L.A. Clippers, 1/20/12
LONGEST GAME (OVERTIME):	3:10	vs. Detroit, 3/1/98 (2OT); vs. L.A. Lakers, 3/6/07 (2OT); @ Houston, 1/13/10 (3OT)
SHORTEST GAME:	1:46	@ Houston, 1/24/91
MOST POINTS SCORED BY MINNESOTA IN A LOSS:	140	@ Oklahoma City (149), 3/23/12 (2OT)
	130	@ Houston (142), 2/25/17
FEWEST POINTS SCORED BY MINNESOTA IN A VICTORY:	73	vs. Toronto (56), 11/1/03
MOST CONSECUTIVE POINTS SCORED, TEAM:	21	vs. Seattle, 3rd & 4th quarters, 1/31/90
MOST CONSECUTIVE POINTS SCORED TO OPEN GAME, TEAM:	16	@ Miami, 4/14/97
MOST CONSECUTIVE POINTS ALLOWED, TEAM:	23	@ Sacramento, 2nd & 3rd quarters, 3/14/10
MOST CONSECUTIVE POINTS ALLOWED TO OPEN GAME, TEAM:	15	@ New York, 1/26/10
MOST PLAYERS SCORING IN DOUBLE FIGURES:	8	Most recently: vs. Utah, 4/16/14 (2OT) (Martin 36, Love 19, Rubio 14, Cunningham 13, Turiaf 12, Brewer 11, Shved 11, Hummel 10)
MOST PLAYERS SCORING 20 OR MORE POINTS:	4	Most recently: vs. New Orleans, 4/13/16 (Muhammad 28, Towns 28, Wiggins 21, Dieng 20)
MOST POINTS OFF THE BENCH:	74	vs. Sacramento, 4/15/09
QUICKEST DISQUALIFICATION ON PERSONAL FOULS:	6 minutes	Sam Mitchell, vs. L.A. Lakers, 3/17/90
EARLIEST DISQUALIFICATION ON PERSONAL FOULS:	6:54, 3rd quarter	Tod Murphy, @ San Antonio, 1/6/90
MOST TECHNICAL FOULS, TEAM:	6	Most recently: vs. Portland, 12/23/05 Kevin Garnett, Michael Olowokandi 2, 3 Defensive Three Seconds. (Referees: McCutchen, Grillo, Zielinski.)
MOST TECHNICAL FOULS, BOTH TEAMS:	10	Most recently: vs. Portland, 12/23/05 MIN: Kevin Garnett, Michael Olowokandi 2, 3 Defensive Three Seconds; POR: Nate McMillan 2, Joel Przybilla, 1 Defensive Three Seconds. (Referees: McCutchen, Grillo, Zielinski.)

SEASON - INDIVIDUAL

MOST GAMES WITH 40 OR MORE POINTS:	6	Kevin Love, 2013-14
MOST GAMES WITH 30 OR MORE POINTS:	25	Kevin Love, 2013-14
MOST GAMES WITH 20 OR MORE POINTS:	67	Kevin Garnett, 2003-04
MOST GAMES WITH 10 OR MORE POINTS:	82	Tony Campbell, 1989-90; Kevin Garnett, 97-98, 02-03, 03-04, 04-05
MOST GAMES WITH 10 OR MORE POINTS AND REBOUNDS:	71	Kevin Garnett, 2003-04
MOST CONSECUTIVE GAMES WITH 30 OR MORE POINTS:	6	Kevin Love (2/10/14 thru 2/25/14)
MOST CONSECUTIVE GAMES WITH 20 OR MORE POINTS:	21	Karl-Anthony Towns (1/26/17 thru 3/13/17)
MOST CONSECUTIVE GAMES WITH 10 OR MORE POINTS:	398	Kevin Garnett (10/30/02 thru 4/9/07)
MOST CONSECUTIVE GAMES WITH 10 OR MORE POINTS AND REBOUNDS:	53	Kevin Love (11/22/10 thru 3/11/11)
MOST TIMES LED OR SHARED SCORING LEAD:	60	Kevin Garnett, 2002-03

SEASON - TEAM

MOST 100-POINT GAMES:	59	2013-14
MOST CONSECUTIVE 100-POINT GAMES:	11	1/10/98 thru 2/1/98
MOST GAMES UNDER 100 POINTS:	64	2005-06
MOST CONSECUTIVE GAMES UNDER 100 POINTS:	16	12/6/94 thru 1/11/95; 3/10/04 thru 4/9/04
MOST 100-POINT GAMES ALLOWED:	65	2014-15
MOST CONSECUTIVE 100-POINT GAMES ALLOWED:	24	2/15/92 thru 3/31/92
MOST GAMES HOLDING THE OPPONENT UNDER 100 POINTS:	71	2003-04
MOST CONSECUTIVE GAMES HOLDING THE OPPONENT UNDER 100:	13	Most recently: 1/6/04 thru 1/30/04
MOST GAMES TO SHOOT .500+:	31	1999-00
MOST CONSECUTIVE GAMES TO SHOOT .500+:	5	1/6/00 thru 1/13/00
MOST CONSECUTIVE GAMES TO SHOOT UNDER .500:	24	11/30/14 thru 1/16/15; 11/17/15 thru 1/2/16
MOST GAMES FOR THE OPPONENT TO SHOOT .500+:	41	1992-93
MOST CONSECUTIVE GAMES FOR THE OPPONENT TO SHOOT .500+:	6	12/18/90 thru 12/30/90
MOST CONSECUTIVE GAMES FOR THE OPPONENT TO SHOOT UNDER .500:	24	1/13/00 thru 2/29/00



YEAR-BY-YEAR LEADERS

TOTAL POINTS

16-17	Karl-Anthony Towns	2,061
15-16	Andrew Wiggins	1,675
14-15	Andrew Wiggins	1,387
13-14	Kevin Love	2,010
12-13	Nikola Pekovic	1,011
11-12	Kevin Love	1,432
10-11	Kevin Love	1,476
09-10	Al Jefferson	1,301
08-09	Al Jefferson	1,156
07-08	Al Jefferson	1,726
06-07	Kevin Garnett	1,704
05-06	Kevin Garnett	1,656
04-05	Kevin Garnett	1,817
03-04	Kevin Garnett	1,987
02-03	Kevin Garnett	1,883
01-02	Kevin Garnett	1,714
00-01	Kevin Garnett	1,784
99-00	Kevin Garnett	1,857
98-99	Kevin Garnett	977
97-98	Kevin Garnett	1,518
96-97	Tom Gugliotta	1,672
95-96	Isaiah Rider	1,470
94-95	Isaiah Rider	1,532
93-94	Isaiah Rider	1,313
92-93	Doug West	1,543
91-92	Pooh Richardson	1,350
90-91	Tony Campbell	1,678
89-90	Tony Campbell	1,903

SCORING AVERAGE

16-17	Karl-Anthony Towns	25.1
15-16	Andrew Wiggins	20.7
14-15	Andrew Wiggins	16.9
13-14	Kevin Love	26.1
12-13	Derrick Williams	12.0
11-12	Kevin Love	26.0
10-11	Kevin Love	20.2
09-10	Al Jefferson	17.1
08-09	Randy Foye	16.3
07-08	Al Jefferson	21.0
06-07	Kevin Garnett	22.4
05-06	Kevin Garnett	21.8
04-05	Kevin Garnett	22.2
03-04	Kevin Garnett	24.2
02-03	Kevin Garnett	23.0
01-02	Kevin Garnett	21.2
00-01	Kevin Garnett	22.0
99-00	Kevin Garnett	22.9
98-99	Kevin Garnett	20.8
97-98	Kevin Garnett	18.5
96-97	Tom Gugliotta	20.6
95-96	Isaiah Rider	19.6
94-95	Isaiah Rider	20.4
93-94	Christian Laettner	16.8
92-93	Doug West	19.3
91-92	Tony Campbell	16.8
90-91	Tony Campbell	21.8
89-90	Tony Campbell	23.2

FIELD GOALS MADE

16-17	Karl-Anthony Towns	802
15-16	Karl-Anthony Towns	625
14-15	Andrew Wiggins	497
13-14	Kevin Love	650
12-13	Nikola Pekovic	385
11-12	Kevin Love	474
10-11	Michael Beasley	561
09-10	Al Jefferson	560
08-09	Al Jefferson	485
07-08	Al Jefferson	721
06-07	Kevin Garnett	638
05-06	Kevin Garnett	626
04-05	Kevin Garnett	683
03-04	Kevin Garnett	804
02-03	Kevin Garnett	743
01-02	Kevin Garnett	659
00-01	Kevin Garnett	704
99-00	Kevin Garnett	759
98-99	Kevin Garnett	414
97-98	Kevin Garnett	635
96-97	Tom Gugliotta	592
95-96	Isaiah Rider	560
94-95	Isaiah Rider	558
93-94	Isaiah Rider	522
92-93	Doug West	646
91-92	Pooh Richardson	587
90-91	Tony Campbell	652
89-90	Tony Campbell	723

FIELD GOALS ATTEMPTED

16-17	Andrew Wiggins	1,570
15-16	Andrew Wiggins	1,294
14-15	Andrew Wiggins	1,137
13-14	Kevin Love	1,422
12-13	Luke Ridnour	811
11-12	Kevin Love	1,059
10-11	Michael Beasley	1,246
09-10	Al Jefferson	1,125
08-09	Randy Foye	981
07-08	Al Jefferson	1,441
06-07	Kevin Garnett	1,341
05-06	Kevin Garnett	1,191
04-05	Kevin Garnett	1,360
03-04	Kevin Garnett	1,611
02-03	Kevin Garnett	1,481
01-02	Kevin Garnett	1,401
00-01	Kevin Garnett	1,475
99-00	Kevin Garnett	1,526
98-99	Kevin Garnett	900
97-98	Kevin Garnett	1,293
96-97	Tom Gugliotta	1,339
95-96	Isaiah Rider	1,206
94-95	Isaiah Rider	1,249
93-94	Isaiah Rider	1,115
92-93	Doug West	1,249
91-92	Pooh Richardson	1,261
90-91	Tony Campbell	1,502
89-90	Tony Campbell	1,581

FIELD-GOAL PCT. (MIN. 300 FGM)

16-17	Karl-Anthony Towns	(802-1,480) .542
15-16	Karl-Anthony Towns	(625-1,153) .542
14-15	Andrew Wiggins	(497-1,137) .437
13-14	Nikola Pekovic	(378-700) .540
12-13	Nikola Pekovic	(385-741) .520
11-12	Nikola Pekovic	(256-454) .564
10-11	Kevin Love	(482-1,026) .470
09-10	Al Jefferson	(560-1,125) .498
08-09	Al Jefferson	(485-975) .497
07-08	Al Jefferson	(721-1,441) .500
06-07	Mark Blount	(427-839) .509
05-06	Kevin Garnett	(626-1,191) .526
04-05	Wally Szczerbiak	(465-919) .506
03-04	Kevin Garnett	(804-1,611) .499
02-03	Rasho Nesterovic	(400-762) .525
01-02	Wally Szczerbiak	(609-1,200) .508
00-01	Wally Szczerbiak	(469-920) .510
99-00	Wally Szczerbiak	(342-669) .511
98-99	Kevin Garnett	(414-900) .460
97-98	Tom Gugliotta	(319-635) .502
96-97	Kevin Garnett	(549-1,100) .499
95-96	Kevin Garnett	(361-735) .491
94-95	Christian Laettner	(450-920) .489
93-94	Doug West	(434-891) .487
92-93	Doug West	(646-1,249) .517
91-92	Doug West	(463-894) .518
90-91	Pooh Richardson	(635-1,350) .470
89-90	Tyrone Corbin	(521-1,083) .481

FREE THROWS MADE

16-17	Andrew Wiggins	412
15-16	Andrew Wiggins	430
14-15	Andrew Wiggins	354
13-14	Kevin Love	520
12-13	Nikola Pekovic	241
11-12	Kevin Love	379
10-11	Kevin Love	424
09-10	Kevin Love	225
08-09	Kevin Love	265
07-08	Al Jefferson	284
06-07	Kevin Garnett	416
05-06	Kevin Garnett	396
04-05	Kevin Garnett	445
03-04	Kevin Garnett	368
02-03	Kevin Garnett	377
01-02	Kevin Garnett	359
00-01	Kevin Garnett	357
99-00	Kevin Garnett	309
98-99	Kevin Garnett	145
97-98	Stephon Marbury	329
96-97	Tom Gugliotta	464
95-96	Tom Gugliotta	289
94-95	Christian Laettner	409
93-94	Christian Laettner	375
92-93	Christian Laettner	462
91-92	Tony Campbell	240
90-91	Tony Campbell	358
89-90	Tony Campbell	448

FREE THROWS ATTEMPTED

16-17	Andrew Wiggins	542
15-16	Andrew Wiggins	565
14-15	Andrew Wiggins	466
13-14	Kevin Love	633
12-13	Nikola Pekovic	324
11-12	Kevin Love	460
10-11	Kevin Love	499
09-10	Kevin Love	276
08-09	Kevin Love	336
07-08	Al Jefferson	394
06-07	Kevin Garnett	498
05-06	Kevin Garnett	489
04-05	Kevin Garnett	549
03-04	Kevin Garnett	465
02-03	Kevin Garnett	502
01-02	Kevin Garnett	448
00-01	Kevin Garnett	467
99-00	Kevin Garnett	404
98-99	Kevin Garnett	206
97-98	Stephon Marbury	450
96-97	Tom Gugliotta	566
95-96	Tom Gugliotta	374
94-95	Christian Laettner	500
93-94	Christian Laettner	479
92-93	Christian Laettner	553
91-92	Tony Campbell	299
90-91	Tony Campbell	446
89-90	Tony Campbell	569

FREE-THROW PCT. (MIN. 125 FTM)

16-17	Ricky Rubio	(254-285) .891
15-16	Kevin Martin	(125-142) .880
14-15	Kevin Martin	(170-193) .881
13-14	Kevin Martin	(303-340) .891
12-13	Luke Ridnour	(139-164) .848
11-12	Luke Ridnour	(106-119) .891
10-11	Kevin Love	(424-499) .850
09-10	Jonny Flynn	(223-270) .826
08-09	Randy Foye	(230-272) .846
07-08	Ryan Gomes	(190-229) .830
06-07	Randy Foye	(164-192) .854
05-06	Wally Szczerbiak	(163-182) .896
04-05	Sam Cassell	(134-155) .865
03-04	Sam Cassell	(289-331) .873
02-03	Troy Hudson	(208-231) .900
01-02	Chauncey Billups	(207-234) .885
00-01	Terrell Brandon	(195-224) .871
99-00	Terrell Brandon	(187-208) .899
98-99	Sam Mitchell	(126-165) .764
97-98	Terry Porter	(167-195) .856
96-97	Tom Gugliotta	(464-566) .820
95-96	Isaiah Rider	(248-296) .838
94-95	Doug West	(206-246) .837
93-94	Micheal Williams	(333-397) .839
92-93	Micheal Williams	(419-462) .907
91-92	Doug West	(186-231) .805
90-91	Tony Campbell	(358-446) .803
89-90	Tony Campbell	(448-569) .787



YEAR-BY-YEAR LEADERS

THREE-POINT FG MADE

16-17	Zach LaVine.....	120
15-16	Zach LaVine.....	123
14-15	Kevin Martin.....	75
13-14	Kevin Love.....	190
12-13	J.J. Barea.....	97
11-12	Kevin Love.....	105
10-11	Wes Johnson.....	103
09-10	Corey Brewer.....	82
08-09	Randy Foye.....	111
07-08	Rashad McCants.....	142
06-07	Ricky Davis.....	123
05-06	Rashad McCants.....	67
04-05	Troy Hudson.....	89
03-04	Latrell Sprewell.....	99
02-03	Troy Hudson.....	97
01-02	Chauncey Billups.....	124
00-01	Anthony Peeler.....	100
99-00	Anthony Peeler.....	85
98-99	Anthony Peeler.....	34
97-98	Stephon Marbury.....	95
96-97	Stephon Marbury, James Robinson.....	102
95-96	Isaiah Rider.....	102
94-95	Isaiah Rider.....	139
93-94	Chuck Person.....	100
92-93	Chuck Person.....	118
91-92	Pooh Richardson.....	53
90-91	Scott Brooks.....	45
89-90	Pooh Richardson.....	23

THREE-POINT FG ATTEMPTED

16-17	Zach LaVine.....	310
15-16	Zach LaVine.....	316
14-15	Kevin Martin.....	191
13-14	Kevin Love.....	505
12-13	Alexey Shved.....	288
11-12	Kevin Love.....	282
10-11	Wes Johnson.....	289
09-10	Corey Brewer.....	237
08-09	Randy Foye.....	308
07-08	Rashad McCants.....	349
06-07	Ricky Davis.....	310
05-06	Rashad McCants.....	180
04-05	Troy Hudson.....	258
03-04	Latrell Sprewell.....	299
02-03	Troy Hudson.....	266
01-02	Chauncey Billups.....	315
00-01	Anthony Peeler.....	256
99-00	Anthony Peeler.....	255
98-99	Anthony Peeler.....	114
97-98	Stephon Marbury.....	304
96-97	Stephon Marbury.....	288
95-96	Isaiah Rider.....	275
94-95	Isaiah Rider.....	396
93-94	Chuck Person.....	272
92-93	Chuck Person.....	332
91-92	Pooh Richardson.....	155
90-91	Scott Brooks.....	135
89-90	Pooh Richardson.....	83

THREE-POINT FG PCT. (MIN. 55 3FGM)

16-17	Zach LaVine.....	(120-310) .387
15-16	Zach LaVine.....	(123-316) .389
14-15	Kevin Martin.....	(75-191) .393
13-14	Kevin Martin.....	(115-297) .387
12-13	J.J. Barea.....	(97-280) .346
11-12	Kevin Love.....	(105-282) .372
10-11	Luke Ridnour.....	(81-184) .440
09-10	Wayne Ellington.....	(64-162) .395
08-09	Mike Miller.....	(85-225) .378
07-08	Randy Foye.....	(61-148) .412
06-07	Ricky Davis.....	(123-310) .397
05-06	Wally Szczerbiak.....	(58-143) .406
04-05	Fred Hoiberg.....	(70-145) .483
03-04	Fred Hoiberg.....	(76-172) .442
02-03	Wally Szczerbiak.....	(61-145) .421
01-02	Wally Szczerbiak.....	(87-191) .455
00-01	Anthony Peeler.....	(100-256) .391
99-00	Anthony Peeler.....	(85-255) .333
98-99	Dennis Scott.....	(29-68) .426
97-98	Anthony Peeler.....	(48-106) .453
96-97	James Robinson.....	(102-267) .382
95-96	Isaiah Rider.....	(102-275) .371
94-95	Isaiah Rider.....	(139-396) .351
93-94	Chuck Person.....	(100-272) .368
92-93	Chuck Person.....	(118-332) .355
91-92	no qualifiers	
90-91	no qualifiers	
89-90	no qualifiers	

OFFENSIVE REBOUNDS

16-17	Karl-Anthony Towns.....	296
15-16	Karl-Anthony Towns.....	229
14-15	Gorgui Dieng.....	223
13-14	Kevin Love.....	224
12-13	Nikola Pekovic.....	230
11-12	Kevin Love.....	226
10-11	Kevin Love.....	330
09-10	Kevin Love.....	227
08-09	Kevin Love.....	274
07-08	Al Jefferson.....	308
06-07	Kevin Garnett.....	183
05-06	Kevin Garnett.....	214
04-05	Kevin Garnett.....	247
03-04	Kevin Garnett.....	245
02-03	Kevin Garnett.....	244
01-02	Kevin Garnett.....	243
00-01	Kevin Garnett.....	219
99-00	Kevin Garnett.....	223
98-99	Kevin Garnett.....	166
97-98	Kevin Garnett.....	222
96-97	Kevin Garnett.....	190
95-96	Tom Gugliotta.....	176
94-95	Sean Rooks.....	165
93-94	Christian Laettner.....	160
92-93	Christian Laettner.....	171
91-92	Felton Spencer.....	167
90-91	Felton Spencer.....	272
89-90	Tyrone Corbin.....	219

DEFENSIVE REBOUNDS

16-17	Karl-Anthony Towns.....	711
15-16	Karl-Anthony Towns.....	629
14-15	Gorgui Dieng.....	386
13-14	Kevin Love.....	739
12-13	Derrick Williams.....	334
11-12	Kevin Love.....	508
10-11	Kevin Love.....	782
09-10	Al Jefferson.....	523
08-09	Kevin Love.....	460
07-08	Al Jefferson.....	603
06-07	Kevin Garnett.....	792
05-06	Kevin Garnett.....	752
04-05	Kevin Garnett.....	861
03-04	Kevin Garnett.....	894
02-03	Kevin Garnett.....	858
01-02	Kevin Garnett.....	738
00-01	Kevin Garnett.....	702
99-00	Kevin Garnett.....	733
98-99	Kevin Garnett.....	323
97-98	Kevin Garnett.....	564
96-97	Tom Gugliotta.....	515
95-96	Tom Gugliotta.....	514
94-95	Christian Laettner.....	449
93-94	Christian Laettner.....	442
92-93	Christian Laettner.....	537
91-92	Sam Mitchell.....	315
90-91	Tyrone Corbin.....	404
89-90	Tyrone Corbin.....	385

TOTAL REBOUNDS

16-17	Karl-Anthony Towns.....	1,007
15-16	Karl-Anthony Towns.....	858
14-15	Gorgui Dieng.....	609
13-14	Kevin Love.....	963
12-13	Nikola Pekovic.....	545
11-12	Kevin Love.....	734
10-11	Kevin Love.....	1,112
09-10	Al Jefferson.....	703
08-09	Kevin Love.....	734
07-08	Al Jefferson.....	911
06-07	Kevin Garnett.....	975
05-06	Kevin Garnett.....	966
04-05	Kevin Garnett.....	1,108
03-04	Kevin Garnett.....	1,139
02-03	Kevin Garnett.....	1,102
01-02	Kevin Garnett.....	981
00-01	Kevin Garnett.....	921
99-00	Kevin Garnett.....	956
98-99	Kevin Garnett.....	489
97-98	Kevin Garnett.....	786
96-97	Tom Gugliotta.....	702
95-96	Tom Gugliotta.....	690
94-95	Christian Laettner.....	613
93-94	Christian Laettner.....	602
92-93	Christian Laettner.....	708
91-92	Sam Mitchell.....	473
90-91	Felton Spencer.....	641
89-90	Tyrone Corbin.....	604

ASSISTS

16-17	Ricky Rubio.....	682
15-16	Ricky Rubio.....	658
14-15	Zach LaVine.....	276
13-14	Ricky Rubio.....	703
12-13	Ricky Rubio.....	418
11-12	Ricky Rubio.....	336
10-11	Luke Ridnour.....	384
09-10	Jonny Flynn.....	356
08-09	Sebastian Telfair.....	343
07-08	Sebastian Telfair.....	355
06-07	Ricky Davis.....	385
05-06	Kevin Garnett.....	308
04-05	Kevin Garnett.....	466
03-04	Sam Cassell.....	592
02-03	Kevin Garnett.....	495
01-02	Chauncey Billups.....	450
00-01	Terrell Brandon.....	583
99-00	Terrell Brandon.....	629
98-99	Terrell Brandon.....	205
97-98	Stephon Marbury.....	704
96-97	Stephon Marbury.....	522
95-96	Terry Porter.....	452
94-95	Winston Garland.....	318
93-94	Micheal Williams.....	512
92-93	Micheal Williams.....	661
91-92	Pooh Richardson.....	685
90-91	Pooh Richardson.....	734
89-90	Pooh Richardson.....	554

STEALS

16-17	Ricky Rubio.....	128
15-16	Ricky Rubio.....	162
14-15	Andrew Wiggins, Thaddeus Young....	86
13-14	Ricky Rubio.....	190
12-13	Ricky Rubio.....	137
11-12	Ricky Rubio.....	91
10-11	Corey Brewer, Luke Ridnour.....	89
09-10	Corey Brewer.....	117
08-09	Sebastian Telfair.....	73
07-08	Marko Jaric.....	97
06-07	Kevin Garnett.....	89
05-06	Marko Jaric.....	108
04-05	Kevin Garnett.....	121
03-04	Kevin Garnett.....	120
02-03	Kevin Garnett.....	113
01-02	Kevin Garnett.....	96
00-01	Terrell Brandon.....	161
99-00	Terrell Brandon.....	134
98-99	Kevin Garnett.....	78
97-98	Kevin Garnett.....	139
96-97	Tom Gugliotta.....	130
95-96	Tom Gugliotta.....	139
94-95	Christian Laettner.....	101
93-94	Micheal Williams.....	118
92-93	Micheal Williams.....	165
91-92	Pooh Richardson.....	119
90-91	Tyrone Corbin.....	162
89-90	Tyrone Corbin.....	175



YEAR-BY-YEAR LEADERS

BLOCKED SHOTS

16-17	Karl-Anthony Towns	103
15-16	Karl-Anthony Towns	138
14-15	Gorgui Dieng	126
13-14	Dante Cunningham	57
12-13	Greg Stiemsma	90
11-12	Wes Johnson	48
10-11	Darko Milicic	140
09-10	Al Jefferson	98
08-09	Al Jefferson	83
07-08	Al Jefferson	119
06-07	Kevin Garnett	126
05-06	Eddie Griffin	148
04-05	Eddie Griffin	118
03-04	Kevin Garnett	178
02-03	Kevin Garnett	129
01-02	Kevin Garnett	126
00-01	Kevin Garnett	145
99-00	Kevin Garnett	126
98-99	Kevin Garnett	83
97-98	Kevin Garnett	150
96-97	Kevin Garnett	163
95-96	Kevin Garnett	131
94-95	Christian Laettner	87
93-94	Christian Laettner	86
92-93	Christian Laettner	83
91-92	Thurl Bailey	102
90-91	Felton Spencer	121
89-90	Randy Breuer	75

PERSONAL FOULS

16-17	Gorgui Dieng	254
15-16	Karl-Anthony Towns	245
14-15	Andrew Wiggins	190
13-14	Ricky Rubio	218
12-13	Luke Ridnour	187
11-12	Kevin Love	152
10-11	Darko Milicic	229
09-10	Corey Brewer	224
08-09	Kevin Love	205
07-08	Rashad McCants	234
06-07	Mark Blount	239
05-06	Kevin Garnett	206
04-05	Kevin Garnett	207
03-04	Sam Cassell	247
02-03	Rasho Nesterovic	256
01-02	Rasho Nesterovic	262
00-01	LaPhonso Ellis	290
99-00	Joe Smith	302
98-99	Kevin Garnett	152
97-98	Cherokee Parks	237
96-97	Tom Gugliotta	237
95-96	Tom Gugliotta	265
94-95	Christian Laettner	302
93-94	Christian Laettner	264
92-93	Christian Laettner	290
91-92	Felton Spencer	241
90-91	Sam Mitchell	338
89-90	Sam Mitchell	301

DISQUALIFICATIONS

16-17	Dieng, Dunn, Wiggins	2
15-16	Seven players	1
14-15	Gorgui Dieng, Ricky Rubio	1
13-14	Kevin Martin, Ricky Rubio	2
12-13	Greg Stiemsma	3
11-12	Darko Milicic	2
10-11	Wes Johnson, Darko Milicic	4
09-10	Corey Brewer	4
08-09	Craig Smith	4
07-08	Rashad McCants	3
06-07	Blount, Garnett, Smith	2
05-06	Blount, Garnett, Hassell, Jaric	3
04-05	Michael Olowokandi	3
03-04	Michael Olowokandi	3
02-03	Rasho Nesterovic	9
01-02	Rasho Nesterovic	3
00-01	LaPhonso Ellis	7
99-00	Rasho Nesterovic	9
98-99	Kevin Garnett	5
97-98	Stanley Roberts	5
96-97	Tom Gugliotta, Doug West	3
95-96	Christian Laettner	4
94-95	Christian Laettner, Doug West	4
93-94	Christian Laettner	6
92-93	Felton Spencer	10
91-92	Felton Spencer	7
90-91	Felton Spencer	14
89-90	Tony Campbell, Sam Mitchell	7

TURNOVERS

16-17	Karl-Anthony Towns	212
15-16	Ricky Rubio	193
14-15	Zach LaVine	193
13-14	Ricky Rubio	222
12-13	Ricky Rubio	172
11-12	Ricky Rubio	131
10-11	Michael Beasley	195
09-10	Jonny Flynn	233
08-09	Randy Foye	150
07-08	Rashad McCants	172
06-07	Ricky Davis	210
05-06	Kevin Garnett	180
04-05	Kevin Garnett	222
03-04	Sam Cassell	220
02-03	Kevin Garnett	229
01-02	Kevin Garnett	229
00-01	Kevin Garnett	230
99-00	Kevin Garnett	268
98-99	Kevin Garnett	135
97-98	Stephon Marbury	256
96-97	Tom Gugliotta	293
95-96	Tom Gugliotta	234
94-95	Isaiah Rider	232
93-94	Christian Laettner	259
92-93	Christian Laettner	275
91-92	Pooh Richardson	204
90-91	Tyrone Corbin	209
89-90	Tony Campbell	251

GAMES PLAYED

16-17	Dieng, Towns, Wiggins	82
15-16	Dieng, LaVine, Muhammad, Towns	82
14-15	Andrew Wiggins	82
13-14	Ricky Rubio	82
12-13	Luke Ridnour	82
11-12	Derrick Williams	66
10-11	Wes Johnson	79
09-10	Corey Brewer, Ramon Sessions	82
08-09	Ryan Gomes	82
07-08	Ryan Gomes, Al Jefferson	82
06-07	Blount, Foye, James, Smith	82
05-06	Rashad McCants	79
04-05	Kevin Garnett, Trenton Hassell	82
03-04	Kevin Garnett, Latrell Sprewell	82
02-03	Garnett, Gill, Peeler	82
01-02	Billups, Nesterovic, Peeler, Szczербiak	82
00-01	Ellis, Mitchell, Szczербiak	82
99-00	Nesterovic, Peeler, Sealy	82
98-99	Bobby Jackson, Sam Mitchell	50
97-98	Garnett, Marbury, Porter	82
96-97	Sam Mitchell, Terry Porter	82
95-96	Terry Porter	82
94-95	Christian Laettner	81
93-94	Mike Brown	82
92-93	Christian Laettner	81
91-92	Brooks, Mitchell, Richardson	82
90-91	Corbin, Mitchell, Richardson	82
89-90	Campbell, Corbin, Richardson	82

MINUTES PLAYED

16-17	Andrew Wiggins	3,048
15-16	Andrew Wiggins	2,845
14-15	Andrew Wiggins	2,969
13-14	Kevin Love	2,797
12-13	Luke Ridnour	2,474
11-12	Kevin Love	2,145
10-11	Kevin Love	2,611
09-10	Corey Brewer	2,482
08-09	Ryan Gomes	2,614
07-08	Al Jefferson	2,919
06-07	Ricky Davis	3,021
05-06	Kevin Garnett	2,957
04-05	Kevin Garnett	3,121
03-04	Kevin Garnett	3,231
02-03	Kevin Garnett	3,321
01-02	Kevin Garnett	3,175
00-01	Kevin Garnett	3,202
99-00	Kevin Garnett	3,243
98-99	Kevin Garnett	1,780
97-98	Kevin Garnett	3,222
96-97	Tom Gugliotta	3,131
95-96	Tom Gugliotta	2,835
94-95	Christian Laettner	2,770
93-94	Christian Laettner	2,428
92-93	Doug West	3,104
91-92	Pooh Richardson	2,922
90-91	Tyrone Corbin	3,196
89-90	Tony Campbell	3,164



INDIVIDUAL SEASON HIGHS

TOTAL POINTS

Karl-Anthony Towns.....	2,061	16-17
Kevin Love.....	2,010	13-14
Kevin Garnett.....	1,987	03-04
Andrew Wiggins.....	1,933	16-17
Tony Campbell.....	1,903	89-90

SCORING AVERAGE

Kevin Love.....	26.1	13-14
Kevin Love.....	26.0	11-12
Karl-Anthony Towns.....	25.1	16-17
Kevin Garnett.....	24.2	03-04
Andrew Wiggins.....	23.6	16-17

FIELD GOALS MADE

Kevin Garnett.....	804	03-04
Karl-Anthony Towns.....	802	16-17
Kevin Garnett.....	759	99-00
Kevin Garnett.....	743	02-03
Tony Campbell.....	723	89-90

FIELD GOALS ATTEMPTED

Kevin Garnett.....	1,611	03-04
Tony Campbell.....	1,581	89-90
Andrew Wiggins.....	1,570	16-17
Kevin Garnett.....	1,526	99-00
Tony Campbell.....	1,502	90-91

FIELD-GOAL PCT. (MIN. 300 FGM)

Nikola Pekovic.....	564	11-12
Karl-Anthony Towns.....	542	15-16
Karl-Anthony Towns.....	542	16-17
Nikola Pekovic.....	540	13-14
Gorgui Dieng.....	532	15-16

FREE THROWS MADE

Kevin Love.....	520	13-14
Tom Gugliotta.....	464	96-97
Christian Laettner.....	462	92-93
Tony Campbell.....	448	89-90
Kevin Garnett.....	445	04-05

FREE THROWS ATTEMPTED

Kevin Love.....	633	13-14
Tony Campbell.....	569	89-90
Tom Gugliotta.....	566	96-97
Andrew Wiggins.....	565	15-16
Christian Laettner.....	553	92-93

FREE-THROW PCT. (MIN. 125 FTM)

Micheal Williams.....	907	92-93
Troy Hudson.....	900	02-03
Terrell Brandon.....	899	99-00
Wally Szczerbiak.....	896	05-06
Ricky Rubio.....	891	16-17

THREE-POINT FG MADE

Kevin Love.....	190	13-14
Rashad McCants.....	142	07-08
Isaiah Rider.....	139	94-95
Chauncey Billups.....	124	01-02
Zach LaVine.....	123	15-16
Ricky Davis.....	123	06-07

THREE-POINT FG ATTEMPTED

Kevin Love.....	505	13-14
Isaiah Rider.....	396	94-95
Rashad McCants.....	349	07-08
Chuck Person.....	332	92-93
Zach LaVine.....	316	15-16

THREE-POINT FG PCT. (MIN. 55 3FGM)

Fred Hoiberg.....	483	04-05
Wally Szczerbiak.....	455	01-02
Anthony Peeler.....	453	97-98
Fred Hoiberg.....	442	03-04
Luke Ridnour.....	440	10-11

OFFENSIVE REBOUNDS

Kevin Love.....	330	10-11
Al Jefferson.....	308	07-08
Karl-Anthony Towns.....	296	16-17
Kevin Love.....	274	08-09
Felton Spencer.....	272	90-91

DEFENSIVE REBOUNDS

Kevin Garnett.....	894	03-04
Kevin Garnett.....	861	04-05
Kevin Garnett.....	858	02-03
Kevin Garnett.....	792	06-07
Kevin Love.....	782	10-11

TOTAL REBOUNDS

Kevin Garnett.....	1,139	03-04
Kevin Love.....	1,112	10-11
Kevin Garnett.....	1,108	04-05
Kevin Garnett.....	1,102	02-03
Karl-Anthony Towns.....	1,007	16-17

REBOUNDING AVERAGE

Kevin Love.....	15.2	10-11
Kevin Garnett.....	13.9	03-04
Kevin Garnett.....	13.5	04-05
Kevin Garnett.....	13.4	02-03
Kevin Love.....	13.3	11-12

ASSISTS

Pooh Richardson.....	734	90-91
Stephon Marbury.....	704	97-98
Ricky Rubio.....	703	13-14
Pooh Richardson.....	685	91-92
Ricky Rubio.....	682	16-17

STEALS

Ricky Rubio.....	190	13-14
Tyrone Corbin.....	175	89-90
Micheal Williams.....	165	92-93
Ricky Rubio.....	162	15-16
Tyrone Corbin.....	162	90-91

BLOCKED SHOTS

Kevin Garnett.....	178	03-04
Kevin Garnett.....	163	96-97
Kevin Garnett.....	150	97-98
Eddie Griffin.....	148	05-06
Kevin Garnett.....	145	00-01

PERSONAL FOULS

Sam Mitchell.....	338	90-91
Felton Spencer.....	337	90-91
Joe Smith.....	302	99-00
Christian Laettner.....	302	94-95
Sam Mitchell.....	301	89-90

DISQUALIFICATIONS

Felton Spencer.....	14	90-91
Sam Mitchell.....	13	90-91
Felton Spencer.....	10	92-93
Rasho Nesterovic.....	9	02-03
Rasho Nesterovic.....	9	99-00

TURNOVERS

Tom Gugliotta.....	293	96-97
Christian Laettner.....	275	92-93
Kevin Garnett.....	268	99-00
Christian Laettner.....	259	93-94
Stephon Marbury.....	256	97-98

MINUTES PLAYED

Kevin Garnett.....	3,321	02-03
Kevin Garnett.....	3,243	99-00
Kevin Garnett.....	3,231	03-04
Kevin Garnett.....	3,222	97-98
Kevin Garnett.....	3,202	00-01



CAREER LEADERS

TOTAL POINTS

Kevin Garnett.....	19,201
Sam Mitchell.....	7,161
Kevin Love.....	6,989
Wally Szczerbiak.....	6,777
Doug West.....	6,216

SCORING AVERAGE (MIN. 100 GAMES)

Karl-Anthony Towns.....	21.7
Tony Campbell.....	20.6
Andrew Wiggins.....	20.4
Al Jefferson.....	20.1
Kevin Garnett.....	19.8

FIELD GOALS MADE

Kevin Garnett.....	7,647
Sam Mitchell.....	2,664
Wally Szczerbiak.....	2,634
Doug West.....	2,530
Kevin Love.....	2,318

FIELD GOALS ATTEMPTED

Kevin Garnett.....	15,560
Sam Mitchell.....	6,004
Wally Szczerbiak.....	5,263
Doug West.....	5,225
Kevin Love.....	5,139

FIELD-GOAL PCT. (MIN. 500 FGA)

Craig Smith.....	.553
Karl-Anthony Towns.....	.542
Nikola Pekovic.....	.518
Dean Garrett.....	.515
Gorgui Dieng.....	.511

FREE THROWS MADE

Kevin Garnett.....	3,743
Kevin Love.....	1,913
Sam Mitchell.....	1,773
Christian Laettner.....	1,463
Andrew Wiggins.....	1,196

FREE THROWS ATTEMPTED

Kevin Garnett.....	4,806
Kevin Love.....	2,346
Sam Mitchell.....	2,250
Christian Laettner.....	1,798
Andrew Wiggins.....	1,573

FREE-THROW PCT. (MIN. 250 FTA)

Terrell Brandon.....	.895
Kevin Martin.....	.886
Micheal Williams.....	.877
Luke Ridnour.....	.871
Sam Cassell.....	.870

THREE-POINT FG MADE

Anthony Peeler.....	465
Kevin Love.....	440
Wally Szczerbiak.....	343
Zach LaVine.....	300
Isaiah Rider.....	295

THREE-POINT FG ATTEMPTED

Anthony Peeler.....	1,226
Kevin Love.....	1,215
Wally Szczerbiak.....	849
Isaiah Rider.....	821
Zach LaVine.....	793

THREE-POINT FG PCT. (MIN. 100 3FGA)

Fred Hoiberg.....	.461
Wally Szczerbiak.....	.404
Chauncey Billups.....	.387
Kevin Martin.....	.386
Martell Webster.....	.382

OFFENSIVE REBOUNDS

Kevin Garnett.....	2,588
Kevin Love.....	1,345
Sam Mitchell.....	992
Nikola Pekovic.....	803
Gorgui Dieng.....	671

DEFENSIVE REBOUNDS

Kevin Garnett.....	8,130
Kevin Love.....	3,108
Sam Mitchell.....	2,038
Christian Laettner.....	1,632
Al Jefferson.....	1,502

TOTAL REBOUNDS

Kevin Garnett.....	10,718
Kevin Love.....	4,453
Sam Mitchell.....	3,030
Christian Laettner.....	2,225
Al Jefferson.....	2,162

REBOUNDING AVERAGE (MIN. 100 GAMES)

Kevin Love.....	12.2
Karl-Anthony Towns.....	11.4
Kevin Garnett.....	11.0
Al Jefferson.....	10.4
Tom Gugliotta.....	8.5

ASSISTS

Kevin Garnett.....	4,216
Ricky Rubio.....	2,991
Pooh Richardson.....	1,973
Terrell Brandon.....	1,681
Stephon Marbury.....	1,393

ASSIST AVERAGE (MIN. 100 GAMES)

Ricky Rubio.....	8.5
Stephon Marbury.....	8.3
Terrell Brandon.....	8.3
Pooh Richardson.....	8.0
Micheal Williams.....	6.8

STEALS

Kevin Garnett.....	1,315
Ricky Rubio.....	747
Corey Brewer.....	502
Sam Mitchell.....	449
Doug West.....	428

BLOCKED SHOTS

Kevin Garnett.....	1,590
Rasho Nesterovic.....	373
Gorgui Dieng.....	367
Al Jefferson.....	300
Christian Laettner.....	299

PERSONAL FOULS

Kevin Garnett.....	2,437
Sam Mitchell.....	1,944
Doug West.....	1,723
Wally Szczerbiak.....	1,022
Christian Laettner.....	1,013

DISQUALIFICATIONS

Felton Spencer.....	31
Sam Mitchell.....	28
Rasho Nesterovic.....	24
Christian Laettner.....	18
Kevin Garnett.....	17

TURNOVERS

Kevin Garnett.....	2,404
Ricky Rubio.....	976
Christian Laettner.....	871
Doug West.....	788
Kevin Love.....	752

GAMES PLAYED

Kevin Garnett.....	970
Sam Mitchell.....	757
Doug West.....	609
Wally Szczerbiak.....	438
Anthony Peeler.....	379

GAMES STARTED

Kevin Garnett.....	933
Doug West.....	371
Wally Szczerbiak.....	336
Ricky Rubio.....	333
Sam Mitchell.....	291

MINUTES PLAYED

Kevin Garnett.....	36,190
Sam Mitchell.....	18,394
Doug West.....	15,602
Wally Szczerbiak.....	14,713
Kevin Love.....	11,932



ALL-TIME VS. NBA

1989-2005

	1989-90	1990-91	1991-92	1992-93	1993-94	1994-95	1995-96	1996-97	1997-98	1998-99	1999-00	2000-01	2001-02	2002-03	2003-04	2004-05
Atlanta	1-1	1-1	0-2	0-2	0-2	0-2	1-1	0-2	2-0		1-1	2-0	2-0	2-0	1-1	1-1
Boston	1-1	0-2	2-0	0-2	1-1	0-2	0-2	2-0	1-1	1-0	2-0	1-1	1-1	0-2	1-1	1-1
Brooklyn ⁴	1-1	1-1	0-2	1-1	1-1	1-1	1-1	2-0	2-0		1-1	1-1	1-1	0-2	1-1	2-0
Charlotte	2-2	1-1	1-1	0-2	0-2	1-1	1-1	0-2	1-1		0-2	1-1	2-0			1-1
Chicago	0-2	0-2	0-2	0-2	0-2	0-2	0-2	0-2	1-1		2-0	2-0	2-0	2-0	2-0	0-2
Cleveland	1-1	1-1	0-2	0-2	0-2	1-1	0-2	0-2	0-2		2-0	2-0	0-2	2-0	2-0	1-1
Dallas	1-4	4-1	2-3	4-1	1-5	1-4	4-0	3-1	2-2	2-1	2-2	1-3	2-2	2-2	2-2	2-2
Denver	0-5	2-3	3-2	2-3	1-4	0-6	0-4	4-0	3-1	3-0	2-2	2-2	2-2	4-0	3-1	2-2
Detroit	0-2	0-2	1-1	1-1	0-2	1-1	1-1	0-2	2-0	1-0	2-0	2-0	1-1	1-1	2-0	1-1
Golden State	1-3	1-3	0-4	1-3	2-2	3-1	1-3	3-1	4-0	2-2	3-1	2-2	3-1	3-1	2-2	2-1
Houston	2-2	0-5	2-3	2-4	1-4	2-3	2-2	0-4	3-1	1-2	4-0	2-2	2-2	2-2	2-2	2-1
Indiana	1-1	1-1	0-2	1-1	0-2	0-2	1-1	0-2	0-2		1-1	1-1	1-1	0-2	1-1	0-2
L.A. Clippers	1-3	1-3	0-4	0-4	3-1	3-1	1-3	3-1	4-0	2-2	3-1	2-2	2-2	3-1	4-0	3-1
L.A. Lakers	0-4	1-3	1-3	1-3	1-3	1-3	1-3	1-3	0-4	1-2	0-4	1-3	2-2	2-2	3-1	1-2
Memphis ¹							2-2	4-0	4-0	3-1	4-0	3-1	4-0	4-0	3-1	1-3
Miami	1-1	2-0	0-2	0-2	0-2	1-1	1-1	1-1	1-1	1-0	0-2	1-1	2-0	1-1	2-0	1-1
Milwaukee	0-2	1-1	0-2	1-1	2-0	1-1	1-1	2-0	1-1	0-1	2-0	2-0	2-0	2-0	2-0	1-1
New Orleans ²														1-1	2-0	4-0
New York	1-1	1-1	0-2	0-2	0-2	0-2	0-2	1-1	1-1	0-1	1-1	0-2	2-0	2-0	1-1	1-1
Oklahoma City ³	1-3	2-2	0-4	0-4	0-4	0-4	0-4	0-4	1-3	2-1	2-2	3-1	2-2	2-2	3-1	1-3
Orlando	1-1	2-2	0-2	0-2	1-1	1-1	0-2	1-1	0-2		1-1	1-1	1-1	1-1	2-0	1-1
Philadelphia	1-1	2-0	0-2	0-2	2-0	1-1	1-1	1-1	2-0		1-1	1-1	1-1	1-1	1-1	2-0
Phoenix	0-4	0-4	0-4	0-4	0-4	0-4	1-3	3-1	3-1	1-2	1-3	3-1	2-2	3-1	4-0	1-3
Portland	1-3	0-4	0-4	1-3	0-4	0-4	0-4	2-2	1-3	0-3	2-2	3-1	2-2	3-1	1-3	4-0
Sacramento	2-2	3-1	1-3	1-3	2-2	1-3	3-1	0-4	3-1	3-1	3-1	2-2	1-3	2-2	3-1	3-1
San Antonio	1-4	0-4	0-6	1-4	1-4	0-5	1-3	4-0	1-3	2-2	3-1	1-3	2-2	2-2	2-2	1-2
Toronto							1-1	1-1	1-1	0-1	2-0	2-0	1-1	1-1	2-0	0-2
Utah	0-5	1-4	2-3	1-4	1-4	1-4	1-3	1-3	1-3	0-3	3-1	2-2	3-1	1-3	2-2	3-1
Washington	1-1	1-1	0-2	1-1	0-2	1-1	0-2	1-1	0-2		0-2	1-1	2-0	2-0	2-0	1-1
EASTERN	10-16	12-14	4-24	5-23	7-21	9-19	9-21	12-18	15-15	3-3	18-12	20-10	21-9	18-12	24-6	14-16
WESTERN	12-44	17-39	11-43	14-40	13-41	12-42	17-35	28-24	30-22	22-22	32-20	27-25	29-23	33-19	34-18	30-22
OVERALL	22-60	29-53	15-67	19-63	20-62	21-61	26-56	40-42	45-37	25-25	50-32	47-35	50-32	51-31	58-24	44-38

¹ Franchise based in Vancouver from 1995-96 through 2000-01.

² Franchise based in Oklahoma City from 2005-06 through 2006-07.

³ Franchise based in Seattle from 1967-68 through 2007-08.

⁴ Franchise based in New Jersey from 1976-77 through 2011-12.



ALL-TIME VS. NBA

2005-2017

													OVERALL		
	2005-06	2006-07	2007-08	2008-09	2009-10	2010-11	2011-12	2012-13	2013-14	2014-15	2015-16	2016-17	HOME	ROAD	TOTAL
Atlanta	1-1	0-2	0-2	0-2	0-2	0-2	0-1	1-1	1-1	0-2	2-0	2-0	14-12	7-20	21-32
Boston	1-1	1-1	0-2	0-2	0-2	0-2	0-1	1-1	1-1	1-1	1-1	0-2	12-15	8-19	20-34
Brooklyn ⁴	1-1	1-1	1-1	1-1	2-0	1-1	1-0	1-1	1-1	1-1	2-0	1-1	20-6	10-17	30-23
Charlotte	1-1	1-1	0-2	1-1	0-2	0-2	2-0	0-2	1-1	0-2	0-2	1-1	13-13	5-21	18-34
Chicago	1-1	2-0	1-1	2-0	0-2	0-2	0-1	0-2	1-1	0-2	2-0	2-0	12-15	10-16	22-31
Cleveland	1-1	0-2	0-2	0-2	0-2	2-0	0-1	2-0	1-1	0-2	0-2	0-2	10-17	8-18	18-35
Dallas	1-2	0-4	0-3	0-4	1-3	0-3	2-1	2-2	3-1	0-3	0-4	2-1	24-32	22-34	46-66
Denver	1-3	2-2	0-4	0-4	1-3	0-4	1-3	2-2	2-2	1-3	1-3	2-2	26-33	20-39	46-72
Detroit	0-2	1-1	0-2	1-1	0-2	2-0	2-0	2-0	2-0	2-0	0-2	0-2	16-12	12-15	28-27
Golden State	2-2	1-2	1-3	2-2	0-3	1-3	1-2	0-4	1-2	0-4	1-2	1-3	25-29	19-33	44-62
Houston	2-2	2-2	0-3	0-4	0-3	1-3	3-1	1-2	1-3	0-4	0-3	1-3	25-32	15-40	40-72
Indiana	1-1	2-0	1-1	1-1	1-1	1-1	0-2	1-1	1-1	1-1	0-2	1-1	13-14	6-21	19-35
L.A. Clippers	1-3	2-1	3-1	2-1	1-3	1-3	3-1	0-4	0-4	0-3	1-3	2-1	30-24	21-33	51-57
L.A. Lakers	3-1	1-3	0-3	0-4	0-3	0-4	0-4	0-3	3-1	1-3	2-1	2-2	20-33	9-44	29-77
Memphis ¹	1-3	1-2	2-2	3-0	1-3	0-4	0-4	0-3	2-2	1-2	2-2	1-3	26-16	20-22	46-38
Miami	1-1	0-2	1-1	1-1	1-1	0-2	0-1	0-2	1-1	1-1	1-1	0-2	13-15	9-17	22-32
Milwaukee	1-1	0-2	1-1	2-0	0-2	1-1	0-1	2-0	2-0	0-2	0-2	1-1	18-9	12-15	30-24
New Orleans ²	1-2	1-3	1-3	1-2	0-4	2-1	1-2	3-1	2-1	0-4	2-2	0-3	12-13	9-16	21-29
New York	2-0	2-0	1-1	1-1	1-1	1-1	0-1	0-2	1-1	2-0	0-2	0-2	13-14	9-18	22-32
Oklahoma City ³	2-2	1-3	1-3	2-2	0-4	0-4	0-3	2-2	1-3	0-4	1-3	1-3	20-35	10-45	30-80
Orlando	1-1	1-1	1-1	0-2	0-2	0-2	0-1	1-1	1-1	0-2	0-2	2-0	13-14	7-21	20-35
Philadelphia	0-2	2-0	1-1	1-1	1-1	0-2	1-0	2-0	2-0	0-2	1-1	1-1	18-9	11-15	29-24
Phoenix	1-2	1-3	2-2	1-2	0-4	0-3	1-2	3-1	1-2	1-3	2-2	3-0	22-29	16-38	38-67
Portland	2-2	2-2	0-4	0-4	0-4	0-4	2-1	0-4	1-3	2-2	1-3	1-3	19-35	12-44	31-79
Sacramento	2-1	2-2	2-1	1-3	2-2	1-2	2-2	2-1	2-2	0-3	4-0	1-3	33-21	21-32	54-53
San Antonio	0-4	1-2	0-4	0-4	0-3	0-4	2-1	2-2	1-2	0-4	0-3	0-4	19-37	9-47	28-84
Toronto	0-2	0-2	0-2	0-2	0-2	1-1	0-1	0-2	0-2	0-2	1-1	1-1	11-9	3-19	14-28
Utah	1-3	1-3	2-2	1-3	2-2	1-3	1-2	0-4	3-1	1-3	1-3	1-3	23-35	15-43	38-78
Washington	1-1	1-1	0-2	0-2	1-1	1-1	1-0	1-1	1-1	1-1	1-1	1-1	15-11	8-19	23-30
EASTERN	13-17	14-16	8-22	11-19	7-23	10-20	7-11	14-16	17-13	9-21	11-19	13-17	210-184	125-269	335-453
WESTERN	20-32	18-34	14-38	13-39	8-44	7-45	19-29	17-35	23-29	7-45	18-34	18-34	325-405	218-512	543-917
OVERALL	33-49	32-50	22-60	24-58	15-67	17-65	26-40	31-51	40-42	16-66	29-53	31-51	535-589	343-781	878-1370

¹ Franchise based in Vancouver from 1995-96 through 2000-01.

² Franchise based in Oklahoma City from 2005-06 through 2006-07.

³ Franchise based in Seattle from 1967-68 through 2007-08.

⁴ Franchise based in New Jersey from 1976-77 through 2011-12.



ALL-TIME TOP GAMES BY WOLVES/OPPONENTS

40-OR-MORE POINTS

52	Mo Williams, @ Indiana	1/13/15
51	Kevin Love, @ Oklahoma City (2OT)	3/23/12
51	Corey Brewer, vs. Houston	4/11/14
47	Kevin Garnett, vs. Phoenix	1/4/05
47	Andrew Wiggins, vs. L.A. Lakers	11/13/16
47	Karl-Anthony Towns, vs. New York	11/30/16
45	Kevin Love, @ L.A. Clippers (OT)	12/22/13
44	Tony Campbell, vs. Boston	2/2/90
44	Wally Szczerbiak, vs. Chicago	4/13/03
44	Kevin Garnett, vs. Phoenix	1/29/07
43	Kevin Love, @ Denver	12/18/10
43	Kevin Love, @ Atlanta	2/1/14
43	Kevin Love, @ Sacramento	4/13/14
42	Isaiah Rider, @ Golden State	4/1/95
42	Ricky Davis, @ Golden State	4/15/07
42	Michael Beasley, @ Sacramento	11/10/10
42	Kevin Love, @ Portland	3/3/12
42	Kevin Love, @ San Antonio	12/13/13
42	Kevin Love, vs. Indiana	2/19/14
41	Isaiah Rider, vs. Golden State	2/7/95
41	Karl-Anthony Towns, vs. Houston (OT)	12/17/16
41	Andrew Wiggins, @ Washington	1/6/17
41	Andrew Wiggins, vs. Cleveland	2/14/17
41	Andrew Wiggins, @ L.A. Lakers	4/9/17
40	Randy Breuer, vs. Golden State	2/4/90
40	Stephon Marbury, vs. Houston	2/17/99
40	Kevin Garnett, @ Boston	3/22/00
40	Kevin Garnett, vs. Sacramento	2/7/01
40	Al Jefferson, vs. New Jersey	1/27/08
40	Al Jefferson, @ Charlotte	4/8/08
40	Kevin Love, @ Charlotte	3/28/12
40	Kevin Love, @ Golden State	4/14/14
40	Zach LaVine, vs. Sacramento	12/23/16
40	Andrew Wiggins, @ Denver	2/15/17
40	Karl-Anthony Towns, @ L.A. Lakers	4/9/17

23-OR-MORE REBOUNDS

31	Kevin Love, vs. New York	11/12/10
26	Al Jefferson, @ Houston (3OT)	1/13/10
25	Kevin Garnett, @ Sacramento (OT)	12/5/03
25	Kevin Garnett, vs. Orlando	1/12/05
24	Kevin Garnett, vs. Sacramento	12/14/01
24	Kevin Garnett, vs. Milwaukee	11/7/02
24	Kevin Garnett, @ Sacramento (OT)	3/5/03
24	Kevin Garnett, vs. Sacramento	2/19/04
24	Kevin Love, @ L.A. Lakers	11/9/10
24	Kevin Love, @ Boston	1/3/11
24	Kevin Love, @ Sacramento	11/27/12
23	Kevin Garnett, @ Orlando	12/27/99
23	Kevin Love, vs. Golden State	2/27/11
23	Kevin Love, @ Philadelphia	3/4/11

17-OR-MORE ASSISTS

19	Ricky Rubio, vs. Washington	3/13/17
17	Sidney Lowe, @ Golden State	3/20/90
17	Pooh Richardson, @ Washington	3/13/92
17	Micheal Williams, vs. L.A. Clippers	12/10/93
17	Stephon Marbury, vs. Milwaukee	4/18/97
17	Chauncey Billups, vs. Dallas	3/28/02
17	Ricky Rubio, vs. Indiana	2/19/14
17	Ricky Rubio, vs. Chicago	11/1/14
17	Ricky Rubio, vs. Utah	12/30/15
17	Ricky Rubio, @ Phoenix	3/14/16
17	Ricky Rubio, vs. Houston	1/11/17

43-OR-MORE POINTS

55	Tony Parker, vs. San Antonio (2OT)	11/5/08
53	Shaquille O'Neal, @ Orlando	4/20/94
50	David Robinson, vs. San Antonio	2/21/94
50	Cedric Ceballos, @ L.A. Lakers	12/20/94
50	Kobe Bryant, @ L.A. Lakers	3/18/07
48	Kevin Martin, @ Sacramento	3/7/08
48	Kevin Durant, vs. Oklahoma City	1/4/14
47	Kevin Durant, vs. Oklahoma City (OT)	1/26/11
46	Hakeem Olajuwon, @ Houston	3/23/96
46	Stephen Curry, vs. Golden State	11/12/15
45	Michael Jordan, vs. Chicago	11/8/89
45	Dominique Wilkins, @ Atlanta	3/19/93
45	Latrell Sprewell, vs. Golden State	10/31/97
45	LeBron James, vs. Cleveland	11/21/07
45	Carmelo Anthony, @ Denver	12/10/08
45	Russell Westbrook, @ Oklahoma City (2OT)	3/23/12
45	Anthony Davis, @ New Orleans	11/23/16
44	Karl Malone, @ Utah	4/14/98
44	Gary Payton, vs. Seattle (OT)	3/4/01
44	Manu Ginobili, vs. San Antonio	2/21/08
43	David Robinson, @ San Antonio	11/19/93
43	Allen Iverson, vs. Philadelphia	4/10/98
43	Allen Iverson, vs. Philadelphia	3/28/00
43	Aaron Brooks, @ Houston	1/13/10
43	Kevin Durant, vs. Oklahoma City	4/14/12
43	CJ McCollum, vs. Portland	1/1/17

22-OR-MORE REBOUNDS

29	Dennis Rodman, @ San Antonio	11/9/93
29	Dikembe Mutombo, @ Atlanta	12/14/99
27	Dennis Rodman, vs. Detroit	1/23/92
25	Kenneth Faried, @ Denver	12/26/14
24	Dennis Rodman, vs. Detroit	11/28/92
24	Charles Barkley, vs. Phoenix (OT)	1/27/93
24	Dennis Rodman, @ Chicago	2/27/96
24	DeAndre Jordan, vs. L.A. Clippers	3/31/14
23	Larry Smith, @ Houston	1/24/91
23	Larry Smith, vs. Houston	2/24/91
23	Michael Cage, @ Seattle	12/6/91
23	Hakeem Olajuwon, @ Houston	1/28/92
23	Larry Johnson, @ Charlotte	3/10/92
23	Jayson Williams, @ New Jersey	1/29/97
23	Chris Kaman, @ L.A. Clippers	3/13/06
22	Dikembe Mutombo, vs. Denver	1/3/95
22	Lorenzen Wright, vs. L.A. Clippers	12/20/97
22	Marcus Camby, @ Denver	11/13/05
22	Dwight Howard, vs. Orlando	11/11/06
22	Andre Drummond, vs. Detroit	12/9/16

18-OR-MORE ASSISTS

23	John Stockton, @ Utah	4/17/92
21	Deron Williams, @ New Jersey	4/5/11
20	John Stockton, @ Utah	12/28/92
19	Rod Strickland, vs. San Antonio	3/3/92
19	Steve Nash, @ Phoenix	12/15/10
19	José Calderón, @ Toronto	2/4/11
18	John Stockton, vs. Utah (OT)	11/21/89
18	John Stockton, @ Utah (OT)	2/13/90
18	Kevin Johnson, @ Phoenix	3/23/90
18	John Stockton, @ Utah	4/20/90
18	John Stockton, vs. Utah	1/11/92
18	Steve Nash, vs. Phoenix	1/29/07
18	Steve Blake, vs. Denver	2/14/07
18	John Wall, @ Washington	1/6/17



ALL-TIME LEADERS VS. WOLVES

TOTAL POINTS		G	PTS	AVG
1	Karl Malone, Utah/L.A. Lakers	63	1,677	26.6
2	Kobe Bryant, L.A. Lakers	64	1,551	24.2
3	Dirk Nowitzki, Dallas	62	1,301	21.0
4	David Robinson, San Antonio	55	1,233	22.4
5	Shaquille O'Neal, Orl./L.A.L./Mia./Pho./Cle./Bos.	47	1,178	25.1
6	Tim Duncan, San Antonio	63	1,129	17.9
7	Hakeem Olajuwon, Houston/Toronto	47	1,106	23.5
8	Carmelo Anthony, Denver/New York	39	965	24.7
9	Gary Payton, Sea./Mil./L.A.L./Bos./Miami	57	949	16.6
10	Kevin Durant, Sea./OkC/Golden State	34	932	27.4

SCORING AVERAGE (MIN. 6 GAMES)		G	PTS	AVG
1	Michael Jordan, Chicago/Washington	18	526	29.2
2	Kevin Durant, Sea./OkC/Golden State	34	932	27.4
3	LeBron James, Cle./Mia./Cleveland	27	722	26.7
4	Karl Malone, Utah/L.A. Lakers	63	1,677	26.6
5	Allen Iverson, Phi./Den./Det./Philadelphia	24	625	26.0
6	Dwyane Wade, Miami/Chicago	20	504	25.2
7	Shaquille O'Neal, Orl./L.A.L./Mia./Pho./Cle./Bos.	47	1,178	25.1
8	Carmelo Anthony, Denver/New York	39	965	24.7
9	Anthony Davis, New Orleans	15	366	24.4
10	Kobe Bryant, L.A. Lakers	64	1,551	24.2

REBOUND AVERAGE (MIN. 6 GAMES)		G	REB	AVG
1	Dennis Rodman, Det./S.A./Chi./L.A. Lakers	20	331	16.6
2	Andre Drummond, Detroit	9	120	13.3
3	Roy Tarpley, Dallas	7	90	12.9
4	Dwight Howard, Orl./L.A.L./Hou./Atlanta	25	320	12.8
5	Shaquille O'Neal, Orl./L.A.L./Mia./Pho./Cle./Bos.	47	526	11.2
6	Tim Duncan, San Antonio	63	702	11.1
7	David Robinson, San Antonio	55	609	11.1
8	DeAndre Jordan, L.A. Clippers	31	341	11.0
9	Hakeem Olajuwon, Houston/Toronto	47	510	10.9
10	Charles Barkley, Phi./Pho./Houston	26	281	10.8

ASSIST AVERAGE (MIN. 6 GAMES)		G	AST	AVG
1	John Stockton, Utah	60	717	12.0
2	Earvin Johnson, L.A. Lakers	9	102	11.3
3	John Wall, Washington	13	137	10.5
4	Chris Paul, New Orleans/L.A. Clippers	35	356	10.2
5	Deron Williams, Utah/N.J./Bkn./Dallas	33	325	9.8
6	Russell Westbrook, Oklahoma City	31	292	9.4
7	Steve Nash, Pho./Dal./Pho./L.A. Lakers	59	540	9.2
8	Rajon Rondo, Bos./Dal./Sac./Chicago	16	143	8.9
9	Jason Kidd, Dal./Pho./N.J./Dal./N.Y.	54	476	8.8
10	Rod Strickland, N.Y./S.A./Port.Wash./Port.Mia./Orl./Hou.	39	342	8.8



HEAD COACHING RECORDS

BILL MUSSELMAN

Hired: Aug. 23, 1988

SEASON	W-L (PCT.)
89-90	22-60 (.268)
90-91	29-53 (.354)
TOTAL	51-113 (.311)

JIMMY RODGERS

Hired: June 19, 1991

SEASON	W-L (PCT.)
91-92	15-67 (.183)
92-93	6-23 (.207)
TOTAL	21-90 (.190)

SIDNEY LOWE

Hired: Jan. 11, 1993

SEASON	W-L (PCT.)
92-93	13-40 (.245)
93-94	20-62 (.244)
TOTAL	33-102 (.244)

BILL BLAIR

Hired: Aug. 29, 1994

SEASON	W-L (PCT.)
94-95	21-61 (.256)
95-96	6-14 (.300)
TOTAL	27-75 (.265)

FLIP SAUNDERS

Hired: Dec. 18, 1995

Hired: June 6, 2014

SEASON	W-L (PCT.)
95-96	20-42 (.323)
96-97	40-42 (.488)
97-98	45-37 (.549)
98-99	25-25 (.500)
99-00	50-32 (.610)
00-01	47-35 (.573)
01-02	50-32 (.610)
02-03	51-31 (.622)
03-04	58-24 (.707)
04-05	25-26 (.490)
14-15	16-66 (.195)
TOTAL	427-392 (.521)

KEVIN MCHALE

Hired: Feb. 12, 2005 (Interim)

Hired: Dec. 8, 2008

SEASON	W-L (PCT.)
04-05	19-12 (.613)
08-09	20-43 (.317)
TOTAL	39-55 (.415)

Departed: Apr. 22, 1991

FINISH/DIVISION	PLAYOFFS (PCT.)
6th/Midwest	---
5th/Midwest	---

Departed: Jan. 11, 1993

FINISH/DIVISION	PLAYOFFS (PCT.)
6th/Midwest	---
---	---

Departed: Aug. 17, 1994

FINISH/DIVISION	PLAYOFFS (PCT.)
5th/Midwest	---
5th/Midwest	---

Departed: Dec. 18, 1995

FINISH/DIVISION	PLAYOFFS (PCT.)
6th/Midwest	---
---	---

Departed: Feb. 12, 2005

Departed: Oct. 25, 2015

FINISH/DIVISION	PLAYOFFS (PCT.)
5th/Midwest	---
3rd/Midwest	0-3 (.000)
3rd/Midwest	2-3 (.400)
4th/Midwest	1-3 (.250)
3rd/Midwest	1-3 (.250)
4th/Midwest	1-3 (.250)
3rd/Midwest	0-3 (.000)
3rd/Midwest	2-4 (.333)
1st/Midwest	10-8 (.556)
---	---
5th/Northwest	---
	17-30 (.362)

Departed: June 17, 2005

Departed: June 17, 2009

FINISH/DIVISION	PLAYOFFS (PCT.)
3rd/Northwest	---
4th/Northwest	---

DWANE CASEY

Hired: June 17, 2005

SEASON	W-L (PCT.)
05-06	33-49 (.402)
06-07	20-20 (.500)
TOTAL	53-69 (.434)

RANDY WITTMAN

Hired: Jan. 23, 2007

SEASON	W-L (PCT.)
06-07	12-30 (.286)
07-08	22-60 (.268)
08-09	4-15 (.211)
TOTAL	38-105 (.266)

KURT RAMBIS

Hired: Aug. 10, 2009

SEASON	W-L (PCT.)
09-10	15-67 (.183)
10-11	17-65 (.207)
TOTAL	32-132 (.195)

RICK ADELMAN

Hired: Sept. 28, 2011

SEASON	W-L (PCT.)
11-12	26-40 (.394)
12-13	31-51 (.378)
13-14	40-42 (.488)
TOTAL	97-133 (.422)

SAM MITCHELL

Hired: Sept. 11, 2015

SEASON	W-L (PCT.)
15-16	29-53 (.354)
TOTAL	29-53 (.354)

TOM THIBODEAU

Hired: Apr. 20, 2016

SEASON	W-L (PCT.)
16-17	31-51 (.378)
TOTAL	31-51 (.378)

Departed: Jan. 23, 2007

FINISH/DIVISION	PLAYOFFS (PCT.)
4th/Northwest	---
---	---

Departed: Dec. 8, 2008

FINISH/DIVISION	PLAYOFFS (PCT.)
T3rd/Northwest	---
4th/Northwest	---
---	---

Departed: July 12, 2011

FINISH/DIVISION	PLAYOFFS (PCT.)
5th/Northwest	---
5th/Northwest	---

Departed: Apr. 21, 2014

FINISH/DIVISION	PLAYOFFS (PCT.)
5th/Northwest	---
5th/Northwest	---
3rd/Northwest	---

Departed: Apr. 13, 2016

FINISH/DIVISION	PLAYOFFS (PCT.)
5th/Northwest	---

FINISH/DIVISION	PLAYOFFS (PCT.)
5th/Northwest	---



ATTENDANCE

YEAR	TOTAL HOME ATTENDANCE	AVG. HOME ATTENDANCE	PCT. CAPACITY	NBA RANK	SELL-OUTS	AVG. ROAD ATTENDANCE
1989-90	1,072,572*	26,160*	—	1st	—	14,935
1990-91	779,470	19,011	100.0	3rd	41	13,951
1991-92	769,035	18,757	98.7	4th	23	14,824
1992-93	754,593	18,405	96.8	7th	12	15,279
1993-94	733,419	17,888	94.1	9th	4	14,849
1994-95	603,518	14,720	77.5	21st	2	15,542
1995-96	585,669	14,285	75.2	26th	3	16,202
1996-97	697,727	17,018	89.5	14th	7	16,300
1997-98	738,572	18,014	94.8	11th	12	16,640
1998-99	427,974	17,119	90.1	13th	4	16,218
1999-00	655,998	16,400	86.3	16th	9	16,762
2000-01	717,371	17,497	92.1	11th	8	16,788
2001-02	731,673	17,846	93.9	13th	15	16,962
2002-03	643,684	15,700	82.6	18th	3	16,658
2003-04	723,071	17,636	92.8	11th	15	17,862
2004-05	704,438	17,181	88.5	15th	6	17,874
2005-06	662,167	16,150	83.4	25th	1	17,421
2006-07	655,947	15,999	82.7	24th	7	17,894
2007-08	593,537	14,477	74.8	25th	5	16,690
2008-09	594,743	14,506	74.9	27th	0	16,843
2009-10	619,170	15,102	78.0	25th	2	16,113
2010-11	624,960	15,243	78.8	24th	1	16,886
2011-12	577,197	17,491	90.4	15th	11	16,311
2012-13	669,976	16,341	84.4	21st	3	16,996
2013-14	597,157	14,565	75.2	27th	1	17,606
2014-15	595,652	14,528	75.1	29th	5	18,001
2015-16	581,178	14,175	73.2	29th	1	17,832
2016-17	607,203	14,810	76.5	29th	3	18,102
TOTALS	18,717,671	16,668	—	—	204	16,592

(*NBA Record)

ATTENDANCE NOTES

Minnesota surpassed the 10-million mark in all-time home attendance on Nov. 18, 2003 vs. Denver (its 563rd home date), becoming the second-fastest franchise in league history to reach that plateau. The Wolves set an all-time NBA single-season record by drawing 1,072,572 fans (an average of 26,160) to the Metrodome in their inaugural 1989-90 campaign.

The largest attendance ever for a Timberwolves game was 49,551 on Apr. 17, 1990, for the club's final Metrodome appearance (vs. Denver). Minnesota drew a Target Center-record crowd of 20,412 for its Mar. 10, 2017 game against Golden State. The Timberwolves' smallest-ever home attendance was 9,384 for the Nov. 28, 2016 game vs. Utah.

TIMBERWOLVES ALL-TIME LARGEST HOME CROWDS

METRODOME

49,551	vs. Denver	Apr. 17, 1990
45,458	vs. Orlando	Apr. 13, 1990
43,606	vs. L.A. Lakers	Mar. 17, 1990
40,415	vs. Utah	Apr. 15, 1990
35,713	vs. Boston	Feb. 2, 1990
35,427	vs. Chicago	Nov. 8, 1989
29,434	vs. Golden State	Feb. 4, 1990
29,117	vs. Philadelphia	Nov. 10, 1989
29,056	vs. Detroit	Jan. 27, 1990
28,514	vs. Atlanta	Feb. 18, 1990

TARGET CENTER

20,412	vs. Golden State	Mar. 10, 2017
20,391	vs. L.A. Lakers	Mar. 12, 2004
20,347	vs. San Antonio	Feb. 22, 2004
20,340	vs. Houston	Dec. 26, 2012
20,320	vs. Washington	Jan. 21, 2002
20,232	vs. New York	Feb. 11, 2012
20,214	vs. Chicago	Feb. 16, 1996
20,200	vs. L.A. Lakers	Apr. 9, 2010
20,199	vs. L.A. Lakers	Mar. 14, 2003
20,197	vs. L.A. Lakers	Feb. 27, 1998



PLAYOFFS



WOLVES INDIVIDUAL PLAYOFF RECORDS

MOST POINTS

Career:	1,049	Kevin Garnett
7-Game Series:	167	Kevin Garnett
6-Game Series:	162	Kevin Garnett
5-Game Series:	129	Kevin Garnett
4-Game Series:	87	Kevin Garnett
3-Game Series:	72	Kevin Garnett
Game:	40	Sam Cassell
		Sam Cassell
Half:	30	Sam Cassell
Period:	18	Sam Cassell
Overtime:	6	Kevin Garnett

MOST FIELD GOALS MADE

Career:	415	Kevin Garnett
7-Game Series:	62	Kevin Garnett
6-Game Series:	71	Kevin Garnett
5-Game Series:	49	Kevin Garnett
4-Game Series:	35	Kevin Garnett
3-Game Series:	26	Stephon Marbury
Game:	16	Sam Cassell

MOST FIELD GOALS ATTEMPTED

Career:	907	Kevin Garnett
7-Game Series:	141	Kevin Garnett
6-Game Series:	138	Kevin Garnett
5-Game Series:	108	Kevin Garnett
4-Game Series:	79	Kevin Garnett
3-Game Series:	65	Stephon Marbury
Game:	31	Kevin Garnett
	30	Kevin Garnett

HIGHEST FIELD-GOAL PERCENTAGE

Career:	.521	(62-119) Trenton Hassell
7-Game Series:	.464	(45-97) Sam Cassell
6-Game Series:	.514	(71-138) Kevin Garnett
5-Game Series:	.480	(36-75) Kevin Garnett
		(36-75) Sam Cassell
4-Game Series:	.508	(32-63) Terrell Brandon
3-Game Series:	.545	(12-22) Doug West
Game:	.714	(15-21) Kevin Garnett

MOST THREE-POINT FIELD GOALS MADE

Career:	37	Latrell Sprewell
7-Game Series:	15	Fred Hoiberg
6-Game Series:	17	Troy Hudson
5-Game Series:	15	Anthony Peeler
4-Game Series:	6	Anthony Peeler
3-Game Series:	6	Stephon Marbury
		Chauncey Billups
Game:	7	Latrell Sprewell
		Sam Cassell

1997-2004
vs. Sacramento, 2004
vs. L.A. Lakers, 2003
vs. Denver, 2004
vs. San Antonio, 1999
vs. Dallas, 2002
vs. Denver, 4/18/04;
vs. Sacramento, 5/4/04
vs. Sacramento (2nd), 5/4/04
vs. Sacramento (3rd), 5/4/04
@ Sacramento, 5/10/04

1997-2004
vs. Sacramento, 2004
vs. L.A. Lakers, 2003
vs. Denver, 2004
vs. San Antonio, 1999
vs. Houston, 1997
vs. Denver, 4/18/04

1997-2004
vs. Sacramento, 2004
vs. L.A. Lakers, 2003
vs. Denver, 2004
vs. San Antonio, 1999
vs. Houston, 1997
@ L.A. Lakers, 4/24/03 (OT)
vs. Denver, 4/18/04

2004
vs. Sacramento, 2004
vs. L.A. Lakers, 2003
vs. Seattle, 1998;
vs. Denver, 2004
vs. Portland, 2000
vs. Houston, 1997
vs. L.A. Lakers, 4/22/03

2004
vs. Sacramento, 2004
vs. L.A. Lakers, 2003
vs. Seattle, 1998
vs. San Antonio, 2001
vs. Houston, 1997;
vs. Dallas, 2002
vs. Denver, 4/21/04;
vs. Sacramento, 5/4/04

MOST THREE-POINT FIELD GOALS ATTEMPTED

Career:	96	Anthony Peeler
		Latrell Sprewell
7-Game Series:	37	Latrell Sprewell
6-Game Series:	39	Troy Hudson
5-Game Series:	31	Anthony Peeler
4-Game Series:	17	Anthony Peeler
3-Game Series:	20	Stephon Marbury
Game:	11	Troy Hudson
		Sam Cassell

1998-2003;
2004
vs. Sacramento, 2004
vs. L.A. Lakers, 2003
vs. Seattle, 1998
vs. San Antonio, 2001
vs. Houston, 1997
@ L.A. Lakers, 4/27/03;
vs. Sacramento, 5/4/04

HIGHEST THREE-POINT FIELD-GOAL PERCENTAGE

Career:	.458	(22-48) Fred Hoiberg
7-Game Series:	.500	(15-30) Fred Hoiberg
6-Game Series:	.436	(17-39) Troy Hudson
5-Game Series:	.560	(14-25) Latrell Sprewell
4-Game Series:	.600	(3-5) Terrell Brandon
3-Game Series:	1.000	(2-2) Shane Heal
Game:	1.000	(3-3) Anthony Peeler

2004
vs. Sacramento, 2004
vs. L.A. Lakers, 2003
vs. Denver, 2004
vs. San Antonio, 1999
vs. Houston, 1997
vs. San Antonio, 4/28/01

MOST FREE THROWS MADE

Career:	207	Kevin Garnett
7-Game Series:	41	Kevin Garnett
6-Game Series:	36	Troy Hudson
5-Game Series:	31	Kevin Garnett
4-Game Series:	30	Kevin Garnett
3-Game Series:	23	Kevin Garnett
Game:	15	Troy Hudson

1997-2004
vs. Sacramento, 2004
vs. L.A. Lakers, 2003
vs. Denver, 2004
vs. San Antonio, 2001
vs. Dallas, 2002
vs. L.A. Lakers, 4/22/03

MOST FREE THROWS ATTEMPTED

Career:	272	Kevin Garnett
7-Game Series:	50	Kevin Garnett
6-Game Series:	38	Troy Hudson
5-Game Series:	43	Kevin Garnett
4-Game Series:	36	Kevin Garnett
3-Game Series:	32	Kevin Garnett
Game:	17	Kevin Garnett

1997-2004
vs. Sacramento, 2004
vs. L.A. Lakers, 2003
vs. Denver, 2004
vs. San Antonio, 2001
vs. Dallas, 2002
@ Dallas, 4/24/02

HIGHEST FREE-THROW PERCENTAGE

Career:	.947	(36-38) Troy Hudson
7-Game Series:	.820	(41-50) Kevin Garnett
6-Game Series:	.947	(36-38) Troy Hudson
5-Game Series:	.955	(21-22) Sam Cassell
4-Game Series:	.923	(12-13) Terrell Brandon
3-Game Series:	1.000	(9-9) Doug West
Game:	1.000	(12-12) Sam Cassell

2003
vs. Sacramento, 2004
vs. L.A. Lakers, 2003
vs. Denver, 2004
vs. San Antonio, 1999
vs. Houston, 1997
vs. Denver, 4/30/04

MOST REBOUNDS

Career:	628	Kevin Garnett
7-Game Series:	108	Kevin Garnett
6-Game Series:	94	Kevin Garnett
5-Game Series:	74	Kevin Garnett
4-Game Series:	48	Kevin Garnett
		Kevin Garnett
3-Game Series:	56	Kevin Garnett
Game:	22	Kevin Garnett

1997-2004
vs. Sacramento, 2004
vs. L.A. Lakers, 2003
vs. Denver, 2004
vs. San Antonio, 1999;
vs. San Antonio, 2001
vs. Dallas, 2002
vs. Denver, 4/21/04



WOLVES INDIVIDUAL PLAYOFF RECORDS

MOST OFFENSIVE REBOUNDS

Career:	136	Kevin Garnett
7-Game Series:	18	Kevin Garnett
6-Game Series:	13	Kevin Garnett
5-Game Series:	17	Kevin Garnett
4-Game Series:	16	Kevin Garnett
3-Game Series:	19	Dean Garrett
Game:	12	Dean Garrett

1997-2004
vs. Sacramento, 2004
vs. L.A. Lakers, 2004
vs. Seattle, 1998
vs. San Antonio, 1999
vs. Houston, 1997
vs. Houston, 4/29/97

MOST DEFENSIVE REBOUNDS

Career:	492	Kevin Garnett
7-Game Series:	90	Kevin Garnett
6-Game Series:	83	Kevin Garnett
5-Game Series:	66	Kevin Garnett
4-Game Series:	38	Kevin Garnett
3-Game Series:	40	Kevin Garnett
Game:	20	Kevin Garnett

1997-2004
vs. Sacramento, 2004
vs. L.A. Lakers, 2003
vs. Denver, 2004
vs. San Antonio, 2001
vs. Dallas, 2002
vs. Denver, 4/21/04;
vs. Sacramento, 5/19/04

MOST ASSISTS

Career:	236	Kevin Garnett
7-Game Series:	38	Sam Cassell
6-Game Series:	33	Troy Hudson
5-Game Series:	38	Stephon Marbury
4-Game Series:	35	Kevin Garnett
3-Game Series:	23	Stephon Marbury
Game:	13	Stephon Marbury

1997-2004
vs. Sacramento, 2004
vs. L.A. Lakers, 2003
vs. Seattle, 1998
vs. Portland, 2000
vs. Houston, 1997
vs. Houston, 4/29/97

MOST BLOCKED SHOTS

Career:	88	Kevin Garnett
7-Game Series:	24	Kevin Garnett
6-Game Series:	10	Kevin Garnett
5-Game Series:	12	Kevin Garnett
4-Game Series:	8	Kevin Garnett/Joe Smith
3-Game Series:	5	Kevin Garnett
Game:	6	Kevin Garnett

1997-2004
vs. Sacramento, 2004
vs. L.A. Lakers, 2003
vs. Seattle, 1998
vs. San Antonio, 1999
vs. Dallas, 2002
vs. Sacramento, 5/8/04

MOST STEALS

Career:	63	Kevin Garnett
7-Game Series:	12	Kevin Garnett
6-Game Series:	10	Kevin Garnett
5-Game Series:	12	Stephon Marbury
4-Game Series:	9	Terrell Brandon
3-Game Series:	7	Tom Gugliotta
Game:	5	Most recently: Latrell Sprewell

1997-2004
vs. Sacramento, 2004
vs. L.A. Lakers, 2003
vs. Seattle, 1998
vs. San Antonio, 1999
vs. Houston, 1997
@ Sacramento, 5/16/04

MOST PERSONAL FOULS

Career:	149	Kevin Garnett
7-Game Series:	33	Sam Cassell
6-Game Series:	28	Rasho Nesterovic
5-Game Series:	18	Tom Hammonds/Sam Mitchell
4-Game Series:	20	Rasho Nesterovic
3-Game Series:	14	Chauncey Billups
Game:	6	Most recently: Kevin Garnett

1997-2004
vs. Sacramento, 2004
vs. L.A. Lakers, 2003
vs. Seattle, 1998
vs. Portland, 2000
vs. Dallas, 2002
@ L.A. Lakers, 5/31/04

MOST TURNOVERS

Career:	161	Kevin Garnett
7-Game Series:	31	Kevin Garnett
6-Game Series:	22	Kevin Garnett
5-Game Series:	22	Kevin Garnett
4-Game Series:	14	Terrell Brandon
3-Game Series:	12	Kevin Garnett
Game:	10	Kevin Garnett

1997-2004
vs. Sacramento, 2004
vs. L.A. Lakers, 2004
vs. Seattle, 1998;
vs. Denver, 2004
vs. San Antonio, 1999
vs. Dallas, 2002
@ Seattle, 5/2/98

MOST MINUTES PLAYED

Career:	2,003	Kevin Garnett
7-Game Series:	311	Kevin Garnett
6-Game Series:	265	Kevin Garnett
5-Game Series:	213	Anthony Peeler
4-Game Series:	171	Kevin Garnett
3-Game Series:	134	Chauncey Billups
Game (Reg.):	48	Terrell Brandon
Game (OT):	50	Wally Szczerbiak

1997-2004
vs. Sacramento, 2004
vs. L.A. Lakers, 2003;
vs. L.A. Lakers, 2004
vs. Seattle, 1998
vs. Portland, 2000
vs. Dallas, 2002
vs. Portland, 4/30/00
@ L.A. Lakers, 4/24/03



WOLVES TEAM PLAYOFF HIGHS

MOST POINTS

Game:	120	vs. Houston	4/29/97
Half:	62	vs. L.A. Lakers (2nd)	4/22/03
Quarter:	33	@ Sacramento (3rd)	5/10/04
Overtime:	13	@ L.A. Lakers	4/24/03

MOST FIELD GOALS MADE

Game:	47	vs. Houston	4/29/97
-------	----	-------------	---------

MOST FIELD GOALS ATTEMPTED

Game:	96	vs. Houston	4/29/97
-------	----	-------------	---------

HIGHEST FIELD-GOAL PERCENTAGE

Game:	.556	(40-72) vs. L.A. Lakers	4/22/03
-------	------	-------------------------	---------

MOST THREE-POINT FIELD GOALS MADE

Game:	11	@ Seattle	5/2/98
-------	----	-----------	--------

MOST THREE-POINT FIELD GOALS ATTEMPTED

Game:	27	@ L.A. Lakers	4/27/03
-------	----	---------------	---------

HIGHEST THREE-POINT FIELD-GOAL PERCENTAGE

Game:	.636	(7-11) vs. Denver	4/30/04
-------	------	-------------------	---------

MOST FREE THROWS MADE

Game:	32	vs. L.A. Lakers	4/22/03
-------	----	-----------------	---------

MOST FREE THROWS ATTEMPTED

Game:	44	vs. Dallas	4/28/02
-------	----	------------	---------

HIGHEST FREE-THROW PERCENTAGE

Game:	.933	(14-15) vs. L.A. Lakers	5/21/04
-------	------	-------------------------	---------

MOST REBOUNDS

Game:	58	@ Dallas	4/21/02
-------	----	----------	---------

MOST OFFENSIVE REBOUNDS

Game:	20	@ Seattle	4/26/98;
		@ Dallas	4/21/02

MOST DEFENSIVE REBOUNDS

Game:	43	vs. L.A. Lakers	4/22/03
-------	----	-----------------	---------

MOST ASSISTS

Game:	30	vs. Houston	4/29/97
-------	----	-------------	---------

MOST BLOCKED SHOTS

Game:	10	vs. Sacramento	5/8/04
-------	----	----------------	--------

MOST STEALS

Game:	12	vs. San Antonio	4/28/01;
		@ L.A. Lakers	4/24/03
(OT)			

MOST PERSONAL FOULS

Game:	36	@ L.A. Lakers	5/25/04
-------	----	---------------	---------

MOST TURNOVERS

Game:	24	@ Sacramento	5/12/04
-------	----	--------------	---------

WOLVES TEAM PLAYOFF LOWS

FEWEST POINTS

Game:	69	@ San Antonio	4/23/01
Half:	28	vs. San Antonio (1st)	5/13/99
Quarter:	11	@ Seattle (2nd)	4/24/98
Overtime:	10	@ Sacramento	5/10/04

FEWEST FIELD GOALS MADE

Game:	24	@ San Antonio	4/23/01
-------	----	---------------	---------

FEWEST FIELD GOALS ATTEMPTED

Game:	66	@ Denver	4/27/04
-------	----	----------	---------

LOWEST FIELD-GOAL PERCENTAGE

Game:	.337	(31-92) @ Seattle	4/24/98
-------	------	-------------------	---------

FEWEST THREE-POINT FIELD GOALS MADE

Game:	1	Most recently: vs. L.A. Lakers	4/20/03
-------	---	--------------------------------	---------

FEWEST THREE-POINT FIELD GOALS ATTEMPTED

Game:	4	@ San Antonio	4/21/01
-------	---	---------------	---------

LOWEST THREE-POINT FIELD-GOAL PERCENTAGE

Game:	.125	(1-8) @ Portland	4/23/00
-------	------	------------------	---------

FEWEST FREE THROWS MADE

Game:	8	@ Houston	4/26/97
-------	---	-----------	---------

FEWEST FREE THROWS ATTEMPTED

Game:	12	vs. Sacramento	5/4/04
-------	----	----------------	--------

LOWEST FREE-THROW PERCENTAGE

Game:	.615	(8-13) @ Houston	4/26/97
-------	------	------------------	---------

FEWEST REBOUNDS

Game:	29	vs. Seattle	4/28/98
-------	----	-------------	---------

FEWEST OFFENSIVE REBOUNDS

Game:	3	vs. L.A. Lakers	5/21/04
-------	---	-----------------	---------

FEWEST DEFENSIVE REBOUNDS

Game:	21	vs. Seattle	4/28/98
-------	----	-------------	---------

FEWEST ASSISTS

Game:	11	@ Sacramento	5/16/04
-------	----	--------------	---------

FEWEST BLOCKED SHOTS

Game:	0	vs. Dallas	4/28/02
-------	---	------------	---------

FEWEST STEALS

Game:	2	@ San Antonio	4/23/01
-------	---	---------------	---------

FEWEST PERSONAL FOULS

Game:	14	vs. San Antonio	5/13/99
-------	----	-----------------	---------

FEWEST TURNOVERS

Game:	5	@ Houston	4/24/97
-------	---	-----------	---------



OPPONENT INDIVIDUAL PLAYOFF RECORDS

MOST POINTS

7-Game Series:	124	Chris Webber
6-Game Series:	191	Kobe Bryant
5-Game Series:	130	Gary Payton
4-Game Series:	90	Tim Duncan
3-Game Series:	100	Dirk Nowitzki
Game:	39	Dirk Nowitzki
Half:	28	Kobe Bryant
Quarter:	18	Dirk Nowitzki
Overtime:	9	Kobe Bryant
		Peja Stojakovic

MOST FIELD GOALS MADE

7-Game Series:	52	Chris Webber
6-Game Series:	68	Kobe Bryant
5-Game Series:	48	Gary Payton
4-Game Series:	34	Tim Duncan
3-Game Series:	30	Dirk Nowitzki
Game:	16	Kobe Bryant

MOST FIELD GOALS ATTEMPTED

7-Game Series:	115	Peja Stojakovic
6-Game Series:	158	Kobe Bryant
5-Game Series:	96	Gary Payton
4-Game Series:	73	Tim Duncan
3-Game Series:	57	Dirk Nowitzki
Game:	30	Kobe Bryant

HIGHEST FIELD-GOAL PERCENTAGE

7-Game Series:	.527	(29-55) Brad Miller
6-Game Series:	.569	(41-72) Shaquille O'Neal
5-Game Series:	.579	(33-57) Vin Baker
4-Game Series:	.593	(32-54) Avery Johnson
3-Game Series:	.625	(25-40) Hakeem Olajuwon
Game:	.818	(15-24) Mario Elie
		(9-11) Matt Maloney

MOST THREE-POINT FIELD GOALS MADE

7-Game Series:	13	Peja Stojakovic
6-Game Series:	21	Derek Fisher
5-Game Series:	11	Voshon Lenard
4-Game Series:	8	Most recently: Danny Ferry
3-Game Series:	12	Matt Maloney
Game:	6	Most recently: Kareem Rush

MOST THREE-POINT FIELD GOALS ATTEMPTED

7-Game Series:	38	Peja Stojakovic
6-Game Series:	34	Derek Fisher
5-Game Series:	26	Hersey Hawkins
4-Game Series:	19	Scottie Pippen
3-Game Series:	21	Matt Maloney
Game:	13	Peja Stojakovic
	11	Clyde Drexler

Sacramento, 2004
L.A. Lakers, 2003
Seattle, 1998
San Antonio, 2001
Dallas, 2002
Dallas @ Minnesota, 4/28/02;
L.A. Lakers @ Minnesota, 4/20/03
Dallas @ Minnesota (1st), 4/28/02;
L.A. Lakers @ Minnesota (1st), 4/20/03
@ L.A. Lakers (3rd), 5/27/04
@ Sacramento, 5/10/04

Sacramento, 2004
L.A. Lakers, 2003
Seattle, 1998
San Antonio, 2001
Dallas, 2002
L.A. Lakers @ Minnesota, 4/20/03

Sacramento, 2004
L.A. Lakers, 2003
Seattle, 1998
San Antonio, 2001
Dallas, 2002
L.A. Lakers @ Minnesota, 4/20/03

Sacramento, 2004
L.A. Lakers, 2004
Seattle, 1998
San Antonio, 1999
Houston, 1997;
Houston, 1997
Houston @ Minnesota, 4/29/97

Sacramento, 2004
L.A. Lakers, 2003
Denver, 2004
San Antonio, 2001
Houston, 1997
@ L.A. Lakers, 5/31/04

Sacramento, 2004
L.A. Lakers, 2003
Seattle, 1998
Portland, 2000
Houston, 1997
@ Sacramento, 5/10/04 (OT)
@ Houston, 4/26/97

HIGHEST THREE-POINT FIELD-GOAL PERCENTAGE

7-Game Series:	.438	(7-16) Doug Christie
6-Game Series:	.618	(21-34) Derek Fisher
5-Game Series:	.458	(11-24) Voshon Lenard
4-Game Series:	.571	(4-7) Terry Porter
3-Game Series:	.727	(8-11) Dirk Nowitzki
Game:	1.000	(3-3) Terry Porter
		(3-3) Dirk Nowitzki

MOST FREE THROWS MADE

7-Game Series:	28	Mike Bibby
6-Game Series:	45	Kobe Bryant
5-Game Series:	24	Gary Payton
4-Game Series:	24	David Robinson
3-Game Series:	32	Dirk Nowitzki
Game:	16	Kobe Bryant

MOST FREE THROWS ATTEMPTED

7-Game Series:	32	Mike Bibby
6-Game Series:	93	Shaquille O'Neal
5-Game Series:	27	Gary Payton
4-Game Series:	34	Tim Duncan
3-Game Series:	36	Dirk Nowitzki
Game:	22	Shaquille O'Neal

HIGHEST FREE-THROW PERCENTAGE

7-Game Series:	.875	(28-32) Mike Bibby
6-Game Series:	.865	(45-52) Kobe Bryant
5-Game Series:	.913	(21-23) Hersey Hawkins
4-Game Series:	1.000	(11-11) Steve Smith
3-Game Series:	1.000	(17-17) Steve Nash
Game:	1.000	(10-10) Steve Nash

MOST REBOUNDS

7-Game Series:	63	Brad Miller
6-Game Series:	94	Shaquille O'Neal
5-Game Series:	57	Marcus Camby
4-Game Series:	52	Tim Duncan
3-Game Series:	47	Dirk Nowitzki
Game:	23	Shaquille O'Neal

MOST OFFENSIVE REBOUNDS

7-Game Series:	19	Brad Miller
6-Game Series:	32	Shaquille O'Neal
5-Game Series:	23	Vin Baker
4-Game Series:	17	Tim Duncan
3-Game Series:	11	Charles Barkley
Game:	10	Shaquille O'Neal

MOST DEFENSIVE REBOUNDS

7-Game Series:	44	Brad Miller/Chris Webber
6-Game Series:	63	Shaquille O'Neal
5-Game Series:	43	Marcus Camby
4-Game Series:	39	David Robinson
3-Game Series:	42	Dirk Nowitzki
Game:	15	Shaquille O'Neal

Sacramento, 2004
L.A. Lakers, 2003
Denver, 2004
San Antonio, 2001
Dallas, 2002
@ San Antonio, 4/23/01;
Dallas @ Minnesota, 4/28/02

Sacramento, 2004
L.A. Lakers, 2003
Seattle, 1998
San Antonio, 2001
Dallas, 2002
@ L.A. Lakers, 4/27/03

Sacramento, 2004
L.A. Lakers, 2004
Seattle, 1998
San Antonio, 2001
Dallas, 2002
@ L.A. Lakers, 5/25/04

Sacramento, 2004
L.A. Lakers, 2003
Seattle, 1998
Portland, 2000
Dallas, 2002
Dallas @ Minnesota, 4/28/02

Sacramento, 2004
L.A. Lakers, 2004
Denver, 2004
San Antonio, 2001
Dallas, 2002
@ L.A. Lakers, 4/27/03

Sacramento, 2004
L.A. Lakers, 2004
Seattle, 1998
San Antonio, 1999
Houston, 1997
@ L.A. Lakers, 4/27/03

Sacramento, 2004
L.A. Lakers, 2003
Denver, 2004
San Antonio, 2001
Dallas, 2002
@ L.A. Lakers, 5/27/04



OPPONENT INDIVIDUAL PLAYOFF RECORDS

MOST ASSISTS

7-Game Series:	61	Mike Bibby	Sacramento, 2004
6-Game Series:	40	Kobe Bryant	L.A. Lakers, 2003
5-Game Series:	28	Gary Payton	Seattle, 1998
4-Game Series:	25	Avery Johnson	San Antonio, 1999
3-Game Series:	27	Steve Nash	Dallas, 2002
Game:	12	Mike Bibby	@ Sacramento, 5/12/04

MOST BLOCKED SHOTS

7-Game Series:	8	Brad Miller	Sacramento, 2004
6-Game Series:	18	Shaquille O'Neal	L.A. Lakers, 2004
5-Game Series:	9	Vin Baker	Seattle, 1998
4-Game Series:	12	Tim Duncan	San Antonio, 1999
3-Game Series:	9	Hakeem Olajuwon	Houston, 1997
Game:	5	Most recently: Shaquille O'Neal	@ L.A. Lakers, 4/24/03 (OT)

MOST STEALS

7-Game Series:	14	Peja Stojakovic	Sacramento, 2004
6-Game Series:	13	Derek Fisher	L.A. Lakers, 2003
5-Game Series:	10	Hersey Hawkins/Gary Payton	Seattle, 1998
4-Game Series:	8	David Robinson	San Antonio, 1999
3-Game Series:	9	Dirk Nowitzki	Dallas, 2002
Game:	4	Most recently: Mike Bibby	Sacramento @ Minnesota, 5/4/04

MOST PERSONAL FOULS

7-Game Series:	27	Brad Miller	Sacramento, 2004
6-Game Series:	23	Robert Horry	L.A. Lakers, 2003;
		Karl Malone	L.A. Lakers, 2004
5-Game Series:	22	Nenê	Denver, 2004
4-Game Series:	16	Arvydas Sabonis	Portland, 2000
3-Game Series:	15	Raef LaFrentz	Dallas, 2002
Game:	6	Most recently: Shaquille O'Neal	L.A. Lakers @ Minnesota, 5/29/04

MOST TURNOVERS

7-Game Series:	22	Mike Bibby	Sacramento, 2004
6-Game Series:	17	Kobe Bryant	L.A. Lakers, 2004
5-Game Series:	17	Carmelo Anthony	Denver, 2004
4-Game Series:	13	Derek Anderson	San Antonio, 2001
3-Game Series:	10	Charles Barkley	Houston, 1997
Game:	7	Carmelo Anthony	Denver @ Minnesota, 4/21/04

MOST MINUTES PLAYED

7-Game Series:	305	Peja Stojakovic	Sacramento, 2004
6-Game Series:	271	Kobe Bryant	L.A. Lakers, 2003
5-Game Series:	212	Gary Payton	Seattle, 1998
4-Game Series:	170	Tim Duncan	San Antonio, 1999
3-Game Series:	139	Michael Finley	Dallas, 2002
Game (Reg.):	48	Gary Payton	@ Seattle, 5/2/98;
		Michael Finley	Dallas @ Minnesota, 4/28/02
Game (OT):	51	Kobe Bryant	@ L.A. Lakers, 4/24/03



OPPONENT TEAM PLAYOFF HIGHS

MOST POINTS

Game:	125	Houston @ Minnesota	4/29/97
Half:	67	Dallas @ Minnesota (1st)	4/28/02
Quarter:	40	Dallas @ Minnesota (1st)	4/28/02
Overtime:	9	@ L.A. Lakers	4/24/03;
		@ Sacramento	5/10/04

MOST FIELD GOALS MADE

Game:	46	@ Dallas	4/24/02
-------	----	----------	---------

MOST FIELD GOALS ATTEMPTED

Game:	98	@ L.A. Lakers	4/24/03 (OT)
	95	@ Denver	4/24/04

HIGHEST FIELD-GOAL PERCENTAGE

Game:	.603	(44-73) Houston @ Minnesota	4/29/97
-------	------	-----------------------------	---------

MOST THREE-POINT FIELD GOALS MADE

Game:	15	Houston @ Minnesota	4/29/97
-------	----	---------------------	---------

MOST THREE-POINT FIELD GOALS ATTEMPTED

Game:	28	Houston @ Minnesota	4/29/97
-------	----	---------------------	---------

HIGHEST THREE-POINT FIELD-GOAL PERCENTAGE

Game:	.571	(8-14) San Antonio @ Minnesota	4/30/01
-------	------	--------------------------------	---------

MOST FREE THROWS MADE

Game:	32	San Antonio @ Minnesota	5/15/99;
		Dallas @ Minnesota	4/28/02

MOST FREE THROWS ATTEMPTED

Game:	43	@ L.A. Lakers	5/25/04
-------	----	---------------	---------

HIGHEST FREE-THROW PERCENTAGE

Game:	.944	(17-18) Portland @ Minnesota	4/30/00
-------	------	------------------------------	---------

MOST REBOUNDS

Game:	58	@ Houston	4/24/97
-------	----	-----------	---------

MOST OFFENSIVE REBOUNDS

Game:	20	@ Denver	4/24/04;
		@ Denver	4/27/04

MOST DEFENSIVE REBOUNDS

Game:	42	@ Houston	4/24/97
-------	----	-----------	---------

MOST ASSISTS

Game:	34	@ L.A. Lakers	5/1/03
-------	----	---------------	--------

MOST BLOCKED SHOTS

Game:	10	@ Dallas	4/21/02
-------	----	----------	---------

MOST STEALS

Game:	13	Most recently: Sacramento @ Minnesota	5/4/04
-------	----	---------------------------------------	--------

MOST PERSONAL FOULS

Game:	31	L.A. Lakers @ Minnesota	4/22/03
-------	----	-------------------------	---------

MOST TURNOVERS

Game:	19	Denver @ Minnesota	4/30/04
-------	----	--------------------	---------

OPPONENT TEAM PLAYOFF LOWS

FEWEST POINTS

Game:	71	@ San Antonio	5/11/99;
		L.A. Lakers @ Minnesota	5/23/04
Half:	31	@ San Antonio (1st)	5/11/99;
		Sacramento @ Minnesota (1st)	5/19/04
Quarter:	9	Denver @ Minnesota (2nd)	4/21/04
Overtime:	9	@ L.A. Lakers	4/24/03;
		@ Sacramento	5/10/04

FEWEST FIELD GOALS MADE

Game:	25	@ San Antonio	5/11/99;
		L.A. Lakers @ Minnesota	5/23/04

FEWEST FIELD GOALS ATTEMPTED

Game:	63	@ San Antonio	5/11/99
-------	----	---------------	---------

LOWEST FIELD-GOAL PERCENTAGE

Game:	.333	(27-81) Sacramento @ Minnesota	5/14/04
-------	------	--------------------------------	---------

FEWEST THREE-POINT FIELD GOALS MADE

Game:	0	@ San Antonio	5/11/99
-------	---	---------------	---------

FEWEST THREE-POINT FIELD GOALS ATTEMPTED

Game:	7	@ San Antonio	5/9/99
-------	---	---------------	--------

LOWEST THREE-POINT FIELD-GOAL PERCENTAGE

Game:	.000	(0-8) @ San Antonio	5/11/99
-------	------	---------------------	---------

FEWEST FREE THROWS MADE

Game:	6	Denver @ Minnesota	4/30/04
-------	---	--------------------	---------

FEWEST FREE THROWS ATTEMPTED

Game:	10	Denver @ Minnesota	4/30/04
-------	----	--------------------	---------

LOWEST FREE-THROW PERCENTAGE

Game:	.471	(8-17) Sacramento @ Minnesota	5/19/04
-------	------	-------------------------------	---------

FEWEST REBOUNDS

Game:	28	Portland @ Minnesota	4/30/00
-------	----	----------------------	---------

FEWEST OFFENSIVE REBOUNDS

Game:	4	Houston @ Minnesota	4/29/97;
		@ Dallas	4/21/02

FEWEST DEFENSIVE REBOUNDS

Game:	19	Portland @ Minnesota	4/30/00
-------	----	----------------------	---------

FEWEST ASSISTS

Game:	11	@ San Antonio	5/11/99
-------	----	---------------	---------

FEWEST BLOCKED SHOTS

Game:	1	Most recently: Sacramento @ Minnesota	5/19/04
-------	---	---------------------------------------	---------

FEWEST STEALS

Game:	1	@ Houston	4/24/97
-------	---	-----------	---------

FEWEST PERSONAL FOULS

Game:	14	@ San Antonio	5/11/99
-------	----	---------------	---------

FEWEST TURNOVERS

Game:	6	@ Dallas	4/24/02
-------	---	----------	---------



2004 PLAYOFFS VS. L.A. LAKERS

WESTERN CONFERENCE FINALS: Los Angeles wins series, 4-2

GAME 1 – MAY 21 AT TARGET CENTER

	1	2	3	4		FINAL	Attendance – 19,552	Time – 2:26	
L.A. Lakers	23	23	32	19	—	97	HIGH SCORER O'Neal 27	HIGH REB. O'Neal 18	HIGH ASSIST Bryant/Fisher 6
Minnesota	24	20	23	21	—	88	Sprewell 23	Olowokandi 11	Cassell 8

GAME 2 – MAY 23 AT TARGET CENTER

	1	2	3	4		FINAL	Attendance – 19,707	Time – 2:32	
L.A. Lakers	24	13	19	15	—	71	HIGH SCORER Bryant 27	HIGH REB. O'Neal 16	HIGH ASSIST Bryant 6
Minnesota	32	19	17	21	—	89	Garnett 24	Garnett 11	Sprewell 8

GAME 3 – MAY 25 AT STAPLES CENTER

	1	2	3	4		FINAL	Attendance – 18,997	Time – 2:37	
Minnesota	17	18	30	24	—	89	HIGH SCORER Garnett 22	HIGH REB. Garnett 13	HIGH ASSIST Garnett 7
L.A. Lakers	24	20	26	30	—	100	Bryant/O'Neal 22	O'Neal 17	Payton 9

GAME 4 – MAY 27 AT STAPLES CENTER

	1	2	3	4		FINAL	Attendance – 18,997	Time – 2:29	
Minnesota	24	16	20	25	—	85	HIGH SCORER Garnett 28	HIGH REB. Garnett 13	HIGH ASSIST Garnett 9
L.A. Lakers	23	22	30	17	—	92	Bryant 31	O'Neal 19	Malone 8

GAME 5 – MAY 29 AT TARGET CENTER

	1	2	3	4		FINAL	Attendance – 20,109	Time – 2:35	
L.A. Lakers	21	19	23	33	—	96	HIGH SCORER Bryant 23	HIGH REB. O'Neal 13	HIGH ASSIST Bryant 7
Minnesota	14	32	27	25	—	98	Garnett 30	Garnett 19	Sprewell 5

GAME 6 – MAY 31 AT STAPLES CENTER

	1	2	3	4		FINAL	Attendance – 18,997	Time – 2:40	
Minnesota	17	29	22	22	—	90	HIGH SCORER Sprewell 27	HIGH REB. Garnett 17	HIGH ASSIST Martin/Sprewell 5
L.A. Lakers	28	20	19	29	—	96	O'Neal 25	O'Neal 11	Payton 8



2004 PLAYOFF STATS VS. LAKERS (2-4)

PLAYER	G	GS	MIN	FG-A	PCT	3FG-A	PCT	FT-A	PCT	--REBOUNDS--			AST	PF-DQ	STL	TO	BLK	PTS	AVG
										OFF	DEF	TOT							
Garnett	6	6	265	57-123	.463	3-7	.429	25-32	.781	13	68	81	27	20-2	7	22	7	142	23.7
Sprewell	6	6	261	44-108	.407	10-34	.294	27-31	.871	4	20	24	30	10-0	9	14	0	125	20.8
Szczerbiak	6	0	182	28-68	.412	7-21	.333	26-28	.929	5	22	27	13	19-0	5	17	1	89	14.8
Cassell	4	3	64	13-30	.433	4-11	.364	7-7	1.000	0	2	2	10	7-0	1	3	1	37	9.3
Hassell	6	6	126	16-26	.615	1-1	1.000	4-4	1.000	2	1	3	7	15-0	3	1	0	37	6.2
Martin	5	3	106	9-31	.290	2-11	.182	8-8	1.000	4	4	8	14	6-0	2	1	0	28	5.6
Hoiberg	6	0	148	13-28	.464	4-10	.400	3-3	1.000	5	23	28	8	9-0	3	3	0	33	5.5
Madsen	6	0	72	8-14	.571	0-0	.000	2-4	.500	9	7	16	1	21-0	1	2	0	18	3.0
Johnson	6	4	80	5-7	.714	0-0	.000	3-6	.500	3	16	19	1	20-0	2	1	3	13	2.2
Olowokandi	6	2	102	5-16	.313	0-1	.000	3-4	.750	8	20	28	0	26-0	0	6	5	13	2.2
Trent	3	0	7	1-2	.500	0-1	.000	0-0	.000	1	0	1	0	0-0	0	0	0	2	0.7
Miller	5	0	27	1-4	.250	0-0	.000	0-0	.000	0	5	5	1	12-0	0	2	3	2	0.4
TIMBERWOLVES	6		1440	200-457	.438	31-97	.320	108-127	.850	54	188	242	112	165-2	33	77	20	539	89.8
LAKERS	6		1440	203-448	.453	38-108	.352	108-186	.581	72	180	252	152	126-1	33	66	27	552	92.0



2004 PLAYOFFS VS. SACRAMENTO KINGS

WESTERN CONFERENCE SEMIFINALS: Minnesota wins series, 4-3

GAME 1 – MAY 4 AT TARGET CENTER

	1	2	3	4		FINAL	Attendance – 18,792	Time – 2:25	
							HIGH SCORER	HIGH REB.	HIGH ASSIST
Sacramento	34	14	25	31	—	104	Bibby 33	Miller 10	Bibby 7
Minnesota	27	20	26	25	—	98	Cassell 40	Garnett 18	Garnett 7

GAME 2 – MAY 8 AT TARGET CENTER

	1	2	3	4		FINAL	Attendance – 19,599	Time – 2:33	
							HIGH SCORER	HIGH REB.	HIGH ASSIST
Sacramento	12	27	31	19	—	89	Stojakovic 26	Miller 11	Bibby 8
Minnesota	17	32	24	21	—	94	Garnett 28	Garnett/Johnson 11	Cassell 7

GAME 3 – MAY 10 AT ARCO ARENA

	1	2	3	4	OT		FINAL	Attendance – 17,317	Time – 3:08	
								HIGH SCORER	HIGH REB.	HIGH ASSIST
Minnesota	22	24	33	25	10	—	114	Garnett 30	Garnett 15	Sprewell 6
Sacramento	18	28	23	35	9	—	113	Stojakovic 29	Christie 12	Bibby 10

GAME 4 – MAY 12 AT ARCO ARENA

	1	2	3	4		FINAL	Attendance – 17,317	Time – 2:30	
							HIGH SCORER	HIGH REB.	HIGH ASSIST
Minnesota	15	16	26	24	—	81	Garnett 19	Garnett 21	Cassell/Garnett 6
Sacramento	21	21	17	28	—	87	Webber 28	Webber 8	Bibby 12

GAME 5 – MAY 14 AT TARGET CENTER

	1	2	3	4		FINAL	Attendance – 19,818	Time – 2:35	
							HIGH SCORER	HIGH REB.	HIGH ASSIST
Sacramento	18	16	23	17	—	74	Bibby 14	Miller 10	Bibby 6
Minnesota	18	20	26	22	—	86	Sprewell 34	Madsen 13	Cassell 7

GAME 6 – MAY 16 AT ARCO ARENA

	1	2	3	4		FINAL	Attendance – 17,317	Time – 2:26	
							HIGH SCORER	HIGH REB.	HIGH ASSIST
Minnesota	30	14	19	24	—	87	Sprewell 27	Garnett 10	Garnett 5
Sacramento	24	33	21	26	—	104	Stojakovic 22	Stojakovic 8	Bibby 10

GAME 7 – MAY 19 AT TARGET CENTER

	1	2	3	4		FINAL	Attendance – 19,944	Time – 2:34	
							HIGH SCORER	HIGH REB.	HIGH ASSIST
Sacramento	16	15	29	20	—	80	Christie 21	Three players 8	Bibby 8
Minnesota	22	19	21	21	—	83	Garnett 32	Garnett 21	Cassell 7



2004 PLAYOFF STATS VS. KINGS (4-3)

PLAYER	G	GS	MIN	FG-A	PCT	3FG-A	PCT	FT-A	PCT	--REBOUNDS--			AST	PF-DQ	STL	TO	BLK	PTS	AVG
										OFF	DEF	TOT							
Garnett	7	7	311	62-141	.440	2-8	.250	41-50	.820	18	90	108	30	20-0	12	31	24	167	23.9
Sprewell	7	7	308	51-123	.415	13-37	.351	18-25	.720	3	34	37	26	15-0	11	23	6	133	19.0
Cassell	7	7	249	45-97	.464	11-29	.379	24-32	.750	1	20	21	38	33-2	8	20	1	125	17.9
Hassell	7	7	203	29-63	.460	0-1	.000	6-6	1.000	8	10	18	13	15-0	0	9	6	64	9.1
Hoiberg	7	0	192	18-40	.450	15-30	.500	10-11	.909	3	26	29	11	13-0	8	4	0	61	8.7
Szczerbiak	3	0	44	8-18	.444	0-2	.000	6-6	1.000	4	2	6	4	3-0	1	2	0	22	7.3
Madsen	6	0	103	6-13	.462	0-0	.000	8-16	.500	15	14	29	1	18-0	3	4	2	20	3.3
Trent	6	0	55	6-18	.333	0-1	.000	5-8	.625	5	5	10	1	11-0	0	3	0	17	2.8
Johnson	7	7	156	9-21	.429	0-0	.000	1-1	1.000	13	27	40	8	19-0	6	1	3	19	2.7
Martin	6	0	42	2-11	.182	2-4	.500	5-6	.833	1	3	4	3	8-0	1	4	0	11	1.8
Olowokandi	4	0	42	2-9	.222	0-0	.000	0-0	.000	3	8	11	0	9-0	2	6	1	4	1.0
TIMBERWOLVES	7		1705	238-554	.430	43-112	.384	124-161	.770	74	239	313	135	164-2	52	111	43	643	91.9
KINGS	7		1705	237-574	.413	37-111	.333	140-177	.791	68	221	289	163	144-1	63	90	21	651	93.0



2004 PLAYOFFS VS. DENVER NUGGETS

FIRST ROUND: Minnesota wins series, 4-1

GAME 1 – APRIL 18 AT TARGET CENTER

	1	2	3	4		FINAL	Attendance – 18,503	Time – 2:28	
Denver	22	20	26	24	—	92	HIGH SCORER	HIGH REB.	HIGH ASSIST
Minnesota	31	20	28	27	—	106	Anthony/Camby 19	Camby 8	Boykins 5
							Cassell 40	Garnett 20	Garnett/Sprewell 4

GAME 2 – APRIL 21 AT TARGET CENTER

	1	2	3	4		FINAL	Attendance – 18,101	Time – 2:27	
Denver	27	9	18	27	—	81	HIGH SCORER	HIGH REB.	HIGH ASSIST
Minnesota	28	22	16	29	—	95	Lenard 24	Anthony 9	Anthony/Nenê 3
							Sprewell 31	Garnett 22	Garnett 10

GAME 3 – APRIL 24 AT PEPSI CENTER

	1	2	3	4		FINAL	Attendance – 19,713	Time – 2:28	
Minnesota	18	23	25	20	—	86	HIGH SCORER	HIGH REB.	HIGH ASSIST
Denver	30	24	31	22	—	107	Sprewell 25	Garnett 11	Garnett 8
							Anthony 24	Camby 16	Miller 6

GAME 4 – APRIL 27 AT PEPSI CENTER

	1	2	3	4		FINAL	Attendance – 19,694	Time – 2:41	
Minnesota	20	16	30	18	—	84	HIGH SCORER	HIGH REB.	HIGH ASSIST
Denver	20	16	27	19	—	82	Garnett 27	Garnett 14	Garnett 5
							Lenard 28	Camby 14	Camby 5

GAME 5 – APRIL 30 AT TARGET CENTER

	1	2	3	4		FINAL	Attendance – 19,890	Time – 2:34	
Denver	19	26	21	25	—	91	HIGH SCORER	HIGH REB.	HIGH ASSIST
Minnesota	28	29	17	28	—	102	Camby/Miller 21	Camby 15	Boykins/Lenard 4
							Garnett 28	Garnett/Madsen 7	Garnett 8



2004 PLAYOFF STATS VS. NUGGETS (4-1)

PLAYER	G	GS	MIN	FG-A	PCT	3FG-A	PCT	FT-A	PCT	--REBOUNDS--			AST	PF-DQ	STL	TO	BLK	PTS	AVG
										OFF	DEF	TOT							
Garnett	5	5	207	49-108	.454	0-1	.000	31-43	.721	8	66	74	35	17-0	5	22	10	129	25.8
Cassell	5	5	184	36-75	.480	10-20	.500	21-22	.955	2	15	17	22	13-0	3	20	1	103	20.6
Sprewell	5	5	202	35-78	.449	14-25	.560	15-21	.714	4	14	18	16	10-0	9	10	6	99	19.8
Szczerbiak	3	0	72	11-26	.423	3-6	.500	6-7	.857	0	6	6	3	9-0	0	5	1	31	10.3
Hassell	5	5	143	17-30	.567	0-0	.000	3-6	.500	11	12	23	7	12-0	7	6	1	37	7.4
Hoiberg	5	0	98	8-18	.444	3-8	.375	2-2	1.000	1	8	9	4	7-0	5	1	0	21	4.2
Johnson	5	5	120	5-10	.500	0-0	.000	6-9	.667	11	14	25	4	17-0	3	4	4	16	3.2
Olowokandi	5	0	80	5-12	.417	0-0	.000	4-4	1.000	5	8	13	2	15-0	0	5	5	14	2.8
Martin	5	0	34	3-9	.333	2-5	.400	3-6	.500	0	2	2	6	3-0	1	3	0	11	2.2
Madsen	5	0	47	3-5	.600	0-0	.000	3-9	.333	4	9	13	0	4-0	1	1	2	9	1.8
Trent	4	0	9	1-5	.200	0-0	.000	0-0	.000	0	1	1	1	0-0	0	0	0	2	0.5
Miller	3	0	4	0-0	.000	0-0	.000	1-2	.500	0	0	0	0	1-0	0	1	0	1	0.3
TIMBERWOLVES	5		1200	173-376	.460	32-65	.492	95-131	.725	46	155	201	100	108-0	34	82	30	473	94.6
NUGGETS	5		1200	186-436	.427	22-65	.338	59-84	.702	72	144	216	102	121-2	39	71	14	453	90.6



2003 PLAYOFFS VS. L.A. LAKERS

FIRST ROUND: Los Angeles wins series, 4-2

GAME 1 – APRIL 20 AT TARGET CENTER

	1	2	3	4		FINAL	Attendance – 17,097	Time – 2:18	HIGH ASSIST
L.A. Lakers	39	27	22	29	—	117	HIGH SCORER	HIGH REB.	Bryant/Horry 8
Minnesota	23	29	24	22	—	98	Bryant 39	O'Neal 10	Garnett 7
							Garnett 23	Garnett 14	

GAME 2 – APRIL 22 AT TARGET CENTER

	1	2	3	4		FINAL	Attendance – 17,132	Time – 2:29	HIGH ASSIST
L.A. Lakers	23	20	24	24	—	91	HIGH SCORER	HIGH REB.	Bryant 8
Minnesota	28	29	31	31	—	119	Bryant/O'Neal 27	O'Neal 14	Hudson 10
							Hudson 37	Garnett 20	

GAME 3 – APRIL 24 AT STAPLES CENTER

	1	2	3	4	OT		FINAL	Attendance – 18,997	Time – 3:15	HIGH ASSIST
Minnesota	29	23	28	21	13	—	114	HIGH SCORER	HIGH REB.	Strickland 7
L.A. Lakers	24	22	25	30	9	—	110	Garnett 33	Garnett 14	Bryant 6
								Bryant 30	O'Neal 17	

GAME 4 – APRIL 27 AT STAPLES CENTER

	1	2	3	4		FINAL	Attendance – 18,997	Time – 2:40	HIGH ASSIST
Minnesota	26	19	29	23	—	97	HIGH SCORER	HIGH REB.	Garnett 5
L.A. Lakers	25	18	28	31	—	102	Garnett/Hudson 28	Garnett 18	O'Neal 6
							O'Neal 34	O'Neal 23	

GAME 5 – APRIL 29 AT TARGET CENTER

	1	2	3	4		FINAL	Attendance – 20,098	Time – 2:21	HIGH ASSIST
L. A. Lakers	28	30	36	26	—	120	HIGH SCORER	HIGH REB.	George 6
Minnesota	25	23	25	17	—	90	Bryant 32	O'Neal 11	Hudson 7
							Garnett 25	Garnett 16	

GAME 6 – MAY 1 AT STAPLES CENTER

	1	2	3	4		FINAL	Attendance – 18,997	Time – 2:30	HIGH ASSIST
Minnesota	30	13	20	22	—	85	HIGH SCORER	HIGH REB.	Garnett/Szczerbiak 5
L.A. Lakers	25	22	22	32	—	101	Garnett/Hudson 18	Garnett 12	O'Neal 9
							Bryant 31	O'Neal 17	



2003 PLAYOFF STATS VS. LAKERS (2-4)

PLAYER	G	GS	MIN	FG-A	PCT	3FG-A	PCT	FT-A	PCT	--REBOUNDS--			AST	PF-DQ	STL	TO	BLK	PTS	AVG
										OFF	DEF	TOT							
Garnett	6	6	265	71-138	.514	3-9	.333	17-28	.607	11	83	94	31	23-1	10	18	10	162	27.0
Hudson	6	6	221	44-106	.415	17-39	.436	36-38	.947	1	11	12	33	5-0	8	16	0	141	23.5
Szczerbiak	6	6	252	29-61	.475	3-14	.214	26-30	.867	6	24	30	13	19-0	6	18	1	87	14.5
Jackson	6	0	110	17-32	.531	0-1	.000	16-19	.842	10	23	33	8	19-0	2	9	1	50	8.3
Nesterovic	6	6	169	19-38	.500	0-0	.000	4-6	.667	9	21	30	4	28-1	1	5	4	42	7.0
Gill	6	0	118	10-27	.370	2-4	.500	9-14	.643	6	7	13	7	12-0	4	4	1	31	5.2
Peeler	6	5	166	13-38	.342	2-16	.125	1-2	.500	5	16	21	18	14-0	4	4	1	29	4.8
Strickland	6	0	73	11-21	.524	0-0	.000	6-6	1.000	0	6	6	17	5-0	4	8	2	28	4.7
Smith	5	1	40	4-6	.667	0-0	.000	6-6	1.000	0	6	6	0	14-0	1	3	1	14	2.8
Trent	6	0	42	5-14	.357	0-0	.000	4-6	.667	4	3	7	1	6-0	1	4	0	14	2.3
Woods	2	0	2	1-3	.333	0-0	.000	0-0	.000	1	0	1	0	0-0	0	0	0	2	1.0
Wilks	4	0	7	1-2	.500	1-1	1.000	0-0	.000	0	0	0	0	0-0	0	0	0	3	0.8
TIMBERWOLVES	6		1465	225-486	.463	28-84	.333	125-155	.806	53	200	253	132	145-2	41	95	21	603	100.5
LAKERS	6		1465	240-531	.452	49-133	.368	112-162	.691	82	182	264	156	144-2	51	72	34	641	106.8



2002 PLAYOFFS VS. DALLAS MAVERICKS

FIRST ROUND: Dallas wins series, 3-0

GAME 1 – APRIL 21 AT AMERICAN AIRLINES CENTER

	1	2	3	4	FINAL
Minnesota	31	16	26	21	— 94
Dallas	22	28	23	28	— 101

Attendance – 20,010
HIGH SCORER
Billups 25
Nowitzki 30

Time – 2:33
HIGH REB.
Garnett 21
Nowitzki 15

HIGH ASSIST
Billups 9
Van Exel 7

GAME 2 – APRIL 24 AT AMERICAN AIRLINES CENTER

	1	2	3	4	FINAL
Minnesota	28	31	28	23	— 110
Dallas	33	30	34	25	— 122

Attendance – 20,084
HIGH SCORER
Garnett 31
Nowitzki 31

Time – 2:29
HIGH REB.
Garnett 18
Nowitzki 15

HIGH ASSIST
Billups/Garnett 4
Nash 10

GAME 3 – APRIL 28 AT TARGET CENTER

	1	2	3	4	FINAL
Dallas	40	27	30	18	— 115
Minnesota	28	29	22	23	— 102

Attendance – 18,795
HIGH SCORER
Nowitzki 39
Garnett 22

Time – 2:37
HIGH REB.
Nowitzki 17
Garnett 17

HIGH ASSIST
Nash 11
Garnett 5



2002 PLAYOFF STATS VS. MAVERICKS (0-3)

PLAYER	G	GS	MIN	FG-A	PCT	3FG-A	PCT	FT-A	PCT	--REBOUNDS--			AST	PF-DQ	STL	TO	BLK	PTS	AVG
										OFF	DEF	TOT							
Garnett	3	3	130	24-56	.429	1-2	.500	23-32	.719	16	40	56	15	11-0	5	12	5	72	24.0
Billups	3	3	134	23-51	.451	6-15	.400	14-20	.700	1	14	15	17	14-1	3	9	1	66	22.0
Szczerbiak	3	3	131	21-44	.477	2-9	.222	16-18	.889	9	12	21	6	8-0	2	8	0	60	20.0
Nesterovic	3	3	92	15-31	.484	0-0	.000	4-9	.444	6	14	20	3	10-0	1	4	0	34	11.3
Peeler	3	0	67	9-20	.450	5-9	.556	4-6	.667	1	12	13	2	5-0	4	6	0	27	9.0
Trent	3	0	48	8-16	.500	0-0	.000	3-6	.500	5	4	9	1	8-0	0	3	0	19	6.3
Smith	3	1	43	3-7	.429	0-0	.000	7-8	.875	4	7	11	0	8-0	0	1	1	13	4.3
Mitchell	3	2	34	3-9	.333	0-0	.000	2-2	1.000	0	2	2	3	5-0	1	0	1	8	2.7
Lopez	3	0	30	1-4	.250	1-2	.500	1-2	.500	1	0	1	1	6-0	1	1	0	4	1.3
Pack	3	0	10	1-5	.200	0-1	.000	1-1	1.000	0	0	0	0	5-0	0	1	0	3	1.0
Jackson	1	0	1	0-0	.000	0-0	.000	0-0	.000	0	0	0	0	1-0	0	0	0	0	0.0
TIMBERWOLVES	3		720	108-243	.444	15-38	.395	75-104	.721	43	105	148	48	81-1	17	47	8	306	102.0
MAVERICKS	3		720	118-256	.461	31-69	.449	71-81	.877	25	99	124	58	81-2	21	32	16	338	112.7



2001 PLAYOFFS VS. SAN ANTONIO SPURS

FIRST ROUND: San Antonio wins series, 3-1

GAME 1 – APRIL 21 AT THE ALAMODOME

	1	2	3	4		FINAL	Attendance – 33,983	Time – 2:29	
Minnesota	24	13	28	17	—	82	HIGH SCORER Garnett 25	HIGH REB. Garnett 13	HIGH ASSIST Brandon 8
San Antonio	25	26	12	24	—	87	Duncan 33	Duncan 15	Duncan/Ferry 4

GAME 2 – APRIL 23 AT THE ALAMODOME

	1	2	3	4		FINAL	Attendance – 31,759	Time – 2:19	
Minnesota	16	20	15	18	—	69	HIGH SCORER Garnett 18	HIGH REB. Garnett 12	HIGH ASSIST Six with 2
San Antonio	20	30	24	12	—	86	Duncan 18	Duncan/Robinson 11	Duncan/Porter 4

GAME 3 – APRIL 28 AT TARGET CENTER

	1	2	3	4		FINAL	Attendance – 17,676	Time – 2:32	
San Antonio	19	23	24	18	—	84	HIGH SCORER Robinson 22	HIGH REB. Robinson 17	HIGH ASSIST Anderson 4
Minnesota	24	23	21	25	—	93	Garnett 22	Garnett 8	Brandon 9

GAME 4 – APRIL 30 AT TARGET CENTER

	1	2	3	4		FINAL	Attendance – 16,336	Time – 2:25	
San Antonio	19	25	27	26	—	97	HIGH SCORER Duncan 24	HIGH REB. Duncan 16	HIGH ASSIST Anderson 6
Minnesota	19	24	20	21	—	84	Szczerbiak 20	Garnett 15	Brandon 6



2002 PLAYOFF STATS VS. SPURS (1-3)

PLAYER	G	GS	MIN	FG-A	PCT	3FG-A	PCT	FT-A	PCT	--REBOUNDS--			AST	PF-DQ	STL	TO	BLK	PTS	AVG
										OFF	DEF	TOT							
Garnett	4	4	165	27-58	.466	0-3	.000	30-36	.833	10	38	48	17	13-0	4	6	6	84	21.0
Brandon	4	4	153	27-62	.435	4-9	.444	3-3	1.000	2	15	17	25	10-0	4	8	2	61	15.3
Szczerbiak	4	4	143	18-37	.486	0-1	.000	20-25	.800	4	14	18	10	6-0	5	12	3	56	14.0
Peeler	4	4	137	14-53	.264	6-17	.353	0-0	.000	3	11	14	7	10-0	7	6	1	34	8.5
Ellis	4	0	77	9-23	.391	0-1	.000	6-8	.750	7	7	14	0	13-0	1	5	3	24	6.0
Garrett	3	2	41	4-12	.333	0-0	.000	5-6	.833	2	7	9	0	6-0	1	0	1	13	4.3
Lopez	4	0	55	7-22	.318	1-5	.200	2-3	.667	4	7	11	5	5-0	4	2	0	17	4.3
Avery	2	0	12	3-6	.500	1-2	.500	0-0	.000	0	1	1	2	0-0	0	0	1	7	3.5
Slater	4	0	52	6-16	.375	0-0	.000	1-2	.500	5	9	14	0	15-1	2	3	3	13	3.3
Nesterovic	4	2	49	5-13	.385	0-0	.000	0-0	.000	5	7	12	3	9-0	1	3	3	10	2.5
Mitchell	4	0	50	2-10	.200	0-1	.000	2-2	1.000	1	6	7	3	5-0	1	1	0	6	1.5
Billups	3	0	26	1-6	.167	0-1	.000	1-1	1.000	1	4	5	2	5-0	0	1	0	3	1.0
TIMBERWOLVES	4		960	123-318	.387	12-40	.300	70-86	.814	44	126	170	74	97-1	30	51	23	328	82.0
SPURS	4		960	127-296	.429	24-58	.414	76-105	.724	40	132	172	76	82-0	21	56	18	354	88.5



2000 PLAYOFFS VS. PORTLAND TRAIL BLAZERS

FIRST ROUND: Portland wins series, 3-1

GAME 1 – APRIL 23 AT THE ROSE GARDEN

	1	2	3	4		FINAL	Attendance – 20,044	Time – 2:31	
Minnesota	22	25	28	13	—	88	HIGH SCORER	HIGH REB.	HIGH ASSIST
Portland	33	15	21	22	—	91	Sealy 23	Garnett 10	Brandon 12
							Pippen 28	Pippen 9	Stoudamire 4

GAME 2 – APRIL 26 AT THE ROSE GARDEN

	1	2	3	4		FINAL	Attendance – 20,568	Time – 2:32	
Minnesota	24	17	17	24	—	82	HIGH SCORER	HIGH REB.	HIGH ASSIST
Portland	19	21	27	19	—	86	Garnett 23	Garnett 10	Brandon 6
							Pippen 21	Pippen/Wallace 7	Stoudamire 6

GAME 3 – APRIL 30 AT TARGET CENTER

	1	2	3	4		FINAL	Attendance – 19,006	Time – 2:24	
Portland	20	20	28	19	—	87	HIGH SCORER	HIGH REB.	HIGH ASSIST
Minnesota	24	23	21	26	—	94	Smith 22	Grant 7	Pippen/Stoudamire 6
							Brandon 28	Garnett 13	Brandon 12

GAME 4 – MAY 2 AT TARGET CENTER

	1	2	3	4		FINAL	Attendance – 19,006	Time – 2:26	
Portland	18	18	21	28	—	85	HIGH SCORER	HIGH REB.	HIGH ASSIST
Minnesota	22	18	24	13	—	77	Wallace/Sabonis 15	Sabonis 11	Pippen 6
							Garnett 17	Garnett 10	Garnett 9



2000 PLAYOFF STATS VS. TRAIL BLAZERS (1-3)

PLAYER	G	GS	MIN	FG-A	PCT	3FG-A	PCT	FT-A	PCT	--REBOUNDS--			AST	PF-DQ	STL	TO	BLK	PTS	AVG
										OFF	DEF	TOT							
Brandon	4	4	162	32-63	.508	4-11	.364	10-11	.909	4	19	23	34	11-0	3	8	0	78	19.5
Garnett	4	4	171	30-78	.385	2-3	.667	13-16	.813	13	30	43	35	12-0	5	11	3	75	18.8
Sealy	4	4	122	19-41	.463	1-3	.333	11-16	.688	5	13	18	5	10-0	2	8	0	50	12.5
Peeler	4	0	90	11-24	.458	2-10	.200	6-8	.750	2	7	9	5	9-0	3	1	1	30	7.5
Nesterovic	4	4	126	11-25	.440	0-0	.000	3-6	.500	5	8	13	6	20-1	3	4	7	25	6.3
Szczerbiak	4	4	94	12-30	.400	0-3	.000	0-0	.000	2	6	8	2	7-0	3	1	1	24	6.0
Mitchell	4	0	68	9-18	.500	2-5	.400	3-3	1.000	2	5	7	2	5-0	0	4	1	23	5.8
Jackson	3	0	30	4-8	.500	1-3	.333	6-6	1.000	0	5	5	4	4-0	2	2	1	15	5.0
Smith	4	0	79	8-17	.471	0-1	.000	2-2	1.000	7	5	12	1	15-0	3	4	1	18	4.5
Garrett	3	0	16	1-2	.500	0-0	.000	1-2	.500	1	1	2	0	2-0	0	0	1	3	1.0
Hammonds	1	0	2	0-0	.000	0-0	.000	0-0	.000	0	0	0	0	0-0	0	0	0	0	0.0
TIMBERWOLVES	4		960	137-306	.448	12-39	.308	55-70	.786	41	99	140	94	95-1	24	47	16	341	85.3
TRAIL BLAZERS	4		960	125-287	.436	23-62	.371	76-91	.835	35	106	141	78	84-1	21	51	15	349	87.3



1999 PLAYOFFS VS. SAN ANTONIO SPURS

FIRST ROUND: San Antonio wins series, 3-1

GAME 1 – MAY 9 AT THE ALAMODOME

	1	2	3	4		FINAL	Attendance – 22,356	Time – 2:21	
Minnesota	26	23	17	20	—	86	HIGH SCORER	HIGH REB.	HIGH ASSIST
San Antonio	26	24	23	26	—	99	Garnett 21	Garnett/Brandon 8	Brandon 11
							Duncan 26	Duncan 12	Johnson 10

GAME 2 – MAY 11 AT THE ALAMODOME

	1	2	3	4		FINAL	Attendance – 22,494	Time – 2:16	
Minnesota	19	18	23	20	—	80	HIGH SCORER	HIGH REB.	HIGH ASSIST
San Antonio	21	10	20	20	—	71	Garnett 23	Garnett 12	Brandon 9
							Duncan 18	Duncan 16	Elie 4

GAME 3 – MAY 13 AT TARGET CENTER

	1	2	3	4		FINAL	Attendance – 17,444	Time – 2:07	
San Antonio	17	27	19	22	—	85	HIGH SCORER	HIGH REB.	HIGH ASSIST
Minnesota	16	12	20	23	—	71	Johnson 24	Robinson 18	Duncan/Robinson 7
							Garnett 23	Garnett 12	Three with 2

GAME 4 – MAY 15 AT TARGET CENTER

	1	2	3	4		FINAL	Attendance – 15,898	Time – 2:31	
San Antonio	21	23	20	28	—	92	HIGH SCORER	HIGH REB.	HIGH ASSIST
Minnesota	26	16	21	22	—	85	Robinson 19	Robinson 11	Johnson 6
							Brandon 27	Garnett 16	Brandon/Garnett 8



1999 PLAYOFF STATS VS. SPURS (1-3)

PLAYER	G	GS	MIN	FG-A	PCT	3FG-A	PCT	FT-A	PCT	--REBOUNDS--			AST	PF-DQ	STL	TO	BLK	PTS	AVG
										OFF	DEF	TOT							
Garnett	4	4	170	35-79	.443	0-2	.000	17-23	.739	16	32	48	15	10-0	7	13	8	87	21.8
Brandon	4	4	161	31-69	.449	3-5	.600	12-13	.923	2	28	30	28	11-0	9	14	2	77	19.3
Mitchell	4	1	131	15-40	.375	1-6	.167	9-12	.750	5	9	14	6	13-0	1	8	2	40	10.0
Smith	4	4	120	11-37	.297	0-0	.000	8-11	.727	10	16	26	5	15-0	2	5	8	30	7.5
Peeler	4	4	125	11-35	.314	5-13	.385	0-0	.000	7	9	16	6	12-1	4	4	0	27	6.8
Garrett	4	3	92	10-18	.556	0-0	.000	2-5	.400	9	7	16	5	16-1	2	2	3	22	5.5
Sealy	4	0	70	8-23	.348	0-0	.000	4-5	.800	2	4	6	3	4-0	1	2	1	20	5.0
Nesterovic	3	0	29	4-8	.500	0-0	.000	0-0	.000	4	3	7	3	4-0	0	1	0	8	2.7
Hammonds	4	0	18	0-0	.000	0-0	.000	4-4	1.000	0	2	2	0	4-0	0	1	0	4	1.0
Jackson	4	0	27	2-10	.200	0-3	.000	0-0	.000	1	3	4	2	3-0	0	1	0	4	1.0
Robinson	4	0	10	1-4	.250	1-3	.333	0-0	.000	0	1	1	0	3-0	0	3	0	3	0.8
Patterson	2	0	7	0-0	.000	0-0	.000	0-0	.000	1	3	4	2	1-0	0	1	0	0	0.0
TIMBERWOLVES	4		960	128-323	.396	10-32	.313	56-73	.767	57	117	174	75	96-2	26	58	24	322	80.5
SPURS	4		960	128-291	.440	11-39	.282	80-109	.734	43	120	163	81	71-0	35	52	23	347	86.8



1998 PLAYOFFS VS. SEATTLE SUPERSONICS

FIRST ROUND: Seattle wins series, 3-2

GAME 1 – APRIL 24 AT KEYARENA

	1	2	3	4		FINAL	Attendance – 17,072	Time – 2:08	
Minnesota	21	11	26	25	—	83	HIGH SCORER	HIGH REB.	HIGH ASSIST
Seattle	34	19	29	26	—	108	Garnett 18 Baker 25	Garnett 18 Baker 12	Marbury 5 Payton 7

GAME 2 – APRIL 26 AT KEYARENA

	1	2	3	4		FINAL	Attendance – 17,072	Time – 2:19	
Minnesota	28	22	27	21	—	98	HIGH SCORER	HIGH REB.	HIGH ASSIST
Seattle	20	25	26	22	—	93	Marbury 25 Payton 32	Peeler 14 Schrempf 10	Marbury 7 McMillan 6

GAME 3 – APRIL 28 AT TARGET CENTER

	1	2	3	4		FINAL	Attendance – 19,006	Time – 2:16	
Seattle	28	18	26	18	—	90	HIGH SCORER	HIGH REB.	HIGH ASSIST
Minnesota	24	26	17	31	—	98	Payton 26 Peeler 20	Baker 12 Garnett 8	Three with 5 Marbury 11

GAME 4 – APRIL 30 AT TARGET CENTER

	1	2	3	4		FINAL	Attendance – 19,006	Time – 2:14	
Seattle	28	18	21	25	—	92	HIGH SCORER	HIGH REB.	HIGH ASSIST
Minnesota	21	22	20	25	—	88	Payton/Hawkins 24 Garnett 20	Baker 12 Garnett 10	Payton 8 Marbury 7

GAME 5 – MAY 2 AT KEYARENA

	1	2	3	4		FINAL	Attendance – 17,072	Time – 2:27	
Minnesota	27	20	17	20	—	84	HIGH SCORER	HIGH REB.	HIGH ASSIST
Seattle	24	20	27	26	—	97	Peeler 28 Payton 29	Jordan 8 Schrempf 11	Marbury 8 Three with 4



1998 PLAYOFF STATS VS. SUPERSONICS (2-3)

PLAYER	G	GS	MIN	FG-A	PCT	3FG-A	PCT	FT-A	PCT	--REBOUNDS--			AST	PF-DQ	STL	TO	BLK	PTS	AVG
										OFF	DEF	TOT							
Peeler	5	5	213	31-77	.403	15-31	.484	4-4	1.000	16	22	38	18	15-0	10	8	3	81	16.2
Garnett	5	5	194	36-75	.480	0-0	.000	7-9	.778	17	31	48	20	17-0	4	22	12	79	15.8
Porter	5	4	188	27-63	.429	10-25	.400	15-18	.833	7	18	25	16	10-0	5	4	0	79	15.8
Mitchell	5	5	177	26-58	.448	3-14	.214	17-19	.895	7	20	27	8	18-0	1	5	1	72	14.4
Marbury	5	5	209	22-72	.306	7-25	.280	18-23	.783	5	11	16	38	16-0	12	18	0	69	13.8
Hammonds	5	1	113	12-28	.429	0-0	.000	12-16	.750	10	12	22	2	18-0	0	4	1	36	7.2
Jordan	2	0	29	5-8	.625	1-1	1.000	1-2	.500	3	6	9	3	5-0	1	0	0	12	6.0
Williams	4	0	58	6-15	.400	1-2	.500	7-9	.778	2	7	9	11	14-0	3	3	1	20	5.0
Wheat	1	0	3	1-2	.500	0-0	.000	0-0	.000	0	1	1	0	0-0	1	0	0	2	2.0
Roberts	1	0	8	0-1	.000	0-0	.000	1-2	.500	1	1	2	0	0-0	0	1	0	1	1.0
Curley	2	0	7	0-0	.000	0-0	.000	0-0	.000	0	0	0	0	0-0	0	0	0	0	0.0
Parks	1	0	1	0-0	.000	0-0	.000	0-0	.000	0	0	0	0	0-0	0	0	0	0	0.0
TIMBERWOLVES	5		1200	166-399	.416	37-98	.378	82-102	.804	68	129	197	116	113-0	37	70	18	451	90.2
SUPERSONICS	5		1200	180-383	.470	32-106	.302	88-113	.779	57	148	205	115	112-2	42	69	19	480	96.0



1997 PLAYOFFS VS. HOUSTON ROCKETS

FIRST ROUND: Houston wins series, 3-0

GAME 1 – APRIL 24 AT THE SUMMIT

	1	2	3	4	
Minnesota	25	23	17	30	—
Houston	31	30	27	24	—

FINAL

Attendance – 16,285

HIGH SCORER
Marbury 28
Elie 21

Time – 2:10

HIGH REB.
Garrett 9
Willis 13

HIGH ASSIST
Three with 4
Drexler 8

GAME 2 – APRIL 26 AT THE SUMMIT

	1	2	3	4	
Minnesota	20	23	22	19	—
Houston	24	17	25	30	—

FINAL

Attendance – 16,285

HIGH SCORER
Marbury 22
Barkley 20

Time – 2:29

HIGH REB.
Garrett 14
Barkley 15

HIGH ASSIST
Marbury 6
Drexler 7

GAME 3 – APRIL 29 AT TARGET CENTER

	1	2	3	4	
Houston	32	27	32	34	—
Minnesota	29	30	32	29	—

FINAL

Attendance – 19,006

HIGH SCORER
Maloney 26
Gugliotta 27

Time – 2:18

HIGH REB.
Olajuwon 11
Garrett 15

HIGH ASSIST
Drexler 9
Marbury 13



1997 PLAYOFF STATS VS. ROCKETS (0-3)

PLAYER	G	GS	MIN	FG-A	PCT	3FG-A	PCT	FT-A	PCT	--REBOUNDS--			AST	PF-DQ	STL	TO	BLK	PTS	AVG
										OFF	DEF	TOT							
Marbury	3	3	117	26-65	.400	6-20	.300	6-10	.600	2	10	12	23	9-0	2	9	0	64	21.3
Gugliotta	3	3	121	23-52	.442	3-4	.750	6-10	.600	2	14	16	13	13-0	7	6	2	55	18.3
Garrett	3	3	125	24-51	.471	1-1	1.000	3-3	1.000	14	14	28	11	6-0	4	4	3	52	17.3
Garrett	3	3	118	15-29	.517	0-0	.000	8-10	.800	19	16	35	4	11-0	2	1	3	38	12.7
West	3	3	87	12-22	.545	0-2	.000	9-9	1.000	0	4	4	6	11-0	2	1	1	33	11.0
Robinson	2	0	31	5-12	.417	4-10	.400	0-0	.000	1	2	3	3	4-0	2	1	0	14	7.0
Mitchell	3	0	47	6-13	.462	0-0	.000	5-8	.625	2	5	7	1	9-0	1	1	1	17	5.7
Porter	3	0	46	5-13	.385	3-9	.333	3-4	.750	1	2	3	9	2-0	2	2	2	16	5.3
Parks	1	0	11	2-3	.667	0-0	.000	0-0	.000	0	5	5	0	5-0	1	0	0	4	4.0
Heal	2	0	3	2-2	1.000	2-2	1.000	0-0	.000	0	0	0	1	0-0	0	0	0	6	3.0
Carr	1	0	8	0-2	.000	0-2	.000	0-0	.000	0	2	2	1	0-0	0	1	0	0	0.0
Vrankovic	1	0	6	0-2	.000	0-0	.000	0-0	.000	1	0	1	0	0-0	0	0	0	0	0.0
TIMBERWOLVES	3		720	120-266	.451	19-50	.380	40-54	.741	42	74	116	72	70-0	23	28	12	299	99.7
ROCKETS	3		720	115-231	.498	35-81	.432	68-90	.756	33	100	133	87	60-0	19	43	12	333	111.0



INDIVIDUAL CAREER PLAYOFF STATS

COMPOSITE 1997-2004 (17 WINS, 30 LOSSES)

(sorted by points scored)

PLAYER	G	GS	MIN	FG-A	PCT	3FG-A	PCT	FT-A	PCT	--REBOUNDS--			AST	PF-DQ	STL	TO	BLK	PTS	AVG
										OFF	DEF	TOT							
Garnett	47	47	2003	415-907	.458	12-36	.333	207-272	.761	136	492	628	236	149-3	63	161	88	1049	22.3
Szczerbiak	29	17	918	127-284	.447	15-56	.268	100-114	.877	30	86	116	51	71-0	22	63	7	369	12.7
Sprewell	18	18	771	130-309	.421	37-96	.385	60-77	.779	11	68	79	72	35-0	29	47	12	357	19.8
Cassell	16	15	497	94-202	.465	25-60	.417	52-61	.852	3	37	40	70	53-2	12	43	3	265	16.6
Peeler	26	18	798	89-247	.360	35-96	.365	15-20	.750	34	77	111	56	65-1	32	29	6	228	8.8
Brandon	12	12	476	90-194	.464	11-25	.440	25-27	.926	8	62	70	87	32-0	16	30	4	216	18.0
Mitchell	23	8	507	61-148	.412	6-26	.231	38-46	.826	17	47	64	23	55-0	5	19	6	166	7.2
Hudson	6	6	221	44-106	.415	17-39	.436	36-38	.947	1	11	12	33	5-0	8	16	0	141	23.5
Hassell	18	18	472	62-119	.521	1-2	.500	13-16	.813	21	23	44	27	42-0	10	16	7	138	7.7
Marbury	8	8	326	48-137	.350	13-45	.289	24-33	.727	7	21	28	61	25-0	14	27	0	133	16.6
Nesterovic	20	15	465	54-115	.470	0-0	.000	11-21	.524	29	53	82	19	71-2	6	17	14	119	6.0
Holberg	18	0	438	39-86	.453	22-48	.458	15-16	.938	9	57	66	23	29-0	16	8	0	115	6.4
Porter	8	4	234	32-76	.421	13-34	.382	18-22	.818	8	20	28	25	12-0	7	6	2	95	11.9
Garrett	13	8	267	30-61	.492	0-0	.000	16-23	.696	31	31	62	9	35-1	5	3	8	76	5.8
Smith	16	6	282	26-67	.388	0-1	.000	23-27	.852	21	34	55	6	52-0	6	13	11	75	4.7
Sealy	8	4	192	27-64	.422	1-3	.333	15-21	.714	7	17	24	8	14-0	3	10	1	70	8.8
Billups	6	3	160	24-57	.421	6-16	.375	15-21	.714	2	18	20	19	19-1	3	10	1	69	11.5
Gugliotta	3	3	121	23-52	.442	3-4	.750	6-10	.600	2	14	16	13	13-0	7	6	2	55	18.3
Trent	22	0	161	21-55	.382	0-2	.000	12-20	.600	15	13	28	4	25-0	1	10	0	54	2.5
Jackson, M.	7	0	111	17-32	.531	0-1	.000	16-19	.842	10	23	33	8	20-0	2	9	1	50	7.1
Martin	16	3	182	14-51	.275	6-20	.300	16-20	.800	5	9	14	23	17-0	4	8	0	50	3.1
Johnson	18	16	356	19-38	.500	0-0	.000	10-16	.625	27	57	84	13	56-0	11	6	10	48	2.7
Madsen	17	0	222	17-32	.531	0-0	.000	13-29	.448	28	30	58	2	43-0	5	7	4	47	2.8
Hammonds	10	1	133	12-28	.429	0-0	.000	16-20	.800	10	14	24	2	22-0	0	5	1	40	4.0
West	3	3	87	12-22	.545	0-2	.000	9-9	1.000	0	4	4	6	11-0	2	1	1	33	11.0
Gill	6	0	118	10-27	.370	2-4	.500	9-14	.643	6	7	13	7	12-0	4	4	1	31	5.2
Olowokandi	15	2	224	12-37	.324	0-1	.000	7-8	.875	16	36	52	2	50-0	2	17	11	31	2.1
Strickland	6	0	73	11-21	.524	0-0	.000	6-6	1.000	0	6	6	17	5-0	4	8	2	28	4.7
Ellis	4	0	77	9-23	.391	0-1	.000	6-8	.750	7	7	14	0	13-0	1	5	3	24	6.0
Lopez	7	0	85	8-26	.308	2-7	.286	3-5	.600	5	7	12	6	11-0	5	3	0	21	3.0
Williams	4	0	58	6-15	.400	1-2	.500	7-9	.778	2	7	9	11	14-0	3	3	1	20	5.0
Jackson, B.	7	0	57	6-18	.333	1-6	.167	6-6	1.000	1	8	9	6	7-0	2	3	1	19	2.7
Robinson	6	0	41	6-16	.375	5-13	.385	0-0	.000	1	3	4	3	7-0	2	4	0	17	2.8
Slater	4	0	52	6-16	.375	0-0	.000	1-2	.500	5	9	14	0	15-1	2	3	3	13	3.3
Jordan	2	0	29	5-8	.625	1-1	1.000	1-2	.500	3	6	9	3	5-0	1	0	0	12	6.0
Avery	2	0	12	3-6	.500	1-2	.500	0-0	.000	0	1	1	2	0-0	0	0	1	7	3.5
Heal	2	0	3	2-2	1.00	2-2	1.000	0-0	.000	0	0	0	1	0-0	0	0	0	6	3.0
Parks	2	0	12	2-3	.667	0-0	.000	0-0	.000	0	5	5	0	5-0	1	0	0	4	2.0
Miller	8	0	31	1-4	.250	0-0	.000	1-2	.500	0	5	5	1	13-0	0	3	3	3	0.4
Pack	3	0	10	1-5	.200	0-1	.000	1-1	1.000	0	0	0	0	5-0	0	1	0	3	1.0
Wilks	4	0	7	1-2	.500	1-1	1.000	0-0	.000	0	0	0	0	0-0	0	0	0	3	0.8
Wheat	1	0	3	1-2	.500	0-0	.000	0-0	.000	0	1	1	0	0-0	1	0	0	2	2.0
Woods	2	0	2	1-3	.333	0-0	.000	0-0	.000	1	0	1	0	0-0	0	0	0	2	1.0
Roberts	1	0	8	0-1	.000	0-0	.000	1-2	.500	1	1	2	0	0-0	0	1	0	1	1.0
Carr	1	0	8	0-2	.000	0-2	.000	0-0	.000	0	2	2	1	0-0	0	1	0	0	0.0
Curley	2	0	7	0-0	.000	0-0	.000	0-0	.000	0	0	0	0	0-0	0	0	0	0	0.0
Patterson	2	0	7	0-0	.000	0-0	.000	0-0	.000	1	3	4	2	1-0	0	1	0	0	0.0
Vrankovic	1	0	6	0-2	.000	0-0	.000	0-0	.000	1	0	1	0	0-0	0	0	0	0	0.0
TIMBERWOLVES	47	47	11330	1618-3728	.434	239-655	.365	830-1063	.781	522	1432	1954	958	1134-11	317	666	215	4305	91.6
OPPONENTS	47	47	11330	1659-3733	.444	302-832	.363	878-1198	.733	527	1432	1959	1068	1025-11	345	602	199	4498	95.7



NBA





Dennis Schröder

Principal Owner & Chair of Board of Directors/NBA Governor: Tony Ressler

Vice Chair of Board of Directors: Grant Hill

Alternate NBA Governor: Steven Price

CEO, Atlanta Hawks Basketball Club/Philips Arena: Steve Koonin

General Manager and Head of Basketball Operations: Travis Schlenk

Head Coach: Mike Budenholzer

Assistant Coaches: Darvin Ham, Taylor Jenkins, Chris Jent, Charles Lee, Patrick St. Andrews, Ben Sullivan

Executive Director of Player Performance: Keke Lyles

Head Athletic Trainer: Scottie Parker

Director of Rehabilitation: Mike Roncarati

Senior Vice President of Public Relations: Garin Narain

Senior Director of Media Relations: Jon Steinberg

Senior Manager of Media Relations: Jason Roose

Home Court: Philips Arena (TBA; 1999)

Founded: 1949-50 - Tri-Cities Blackhawks; 1951-52 - Milwaukee Hawks; 1955-56 - St. Louis

Hawks; 1968-69 - Atlanta Hawks

NBA Titles: One (1958)

2017-18 VS. HAWKS

Mon., Jan. 29 @ ATL 6:30 p.m.
Wed., Mar. 28 @ MIN 7:00 p.m.

2016-17 WOLVES VS. HAWKS (2-0)

DATE	SITE	FINAL SCORE	WOLVES HIGH	HAWKS HIGH	ATTENDANCE
12/21/16	Atlanta	W 92-84	Wiggins 19	Schroder 21	17,578
12/26/16	Minnesota	W 104-90	Towns 22	Howard 20	15,617

SERIES FACTS

OVERALL: 21-32 • HOME: 14-12 • ROAD: 7-20 • PRESEASON: 2-4

Biggest Wolves Win: 24 (107-83 - 03/26/14, Home)

Biggest Wolves Loss: 25 (87-112 - 12/22/09, Home)

Current Overall Streak: W4 Home: W2 Road: W2

Last Wolves Win: 104-90 @ Minnesota, 12/26/16

Last Wolves Loss: 105-117 @ Minnesota, 02/09/15

GAME-BY-GAME

DATE	H/A	W/L	MIN-OPP	DATE	H/A	W/L	MIN-OPP	DATE	H/A	W/L	MIN-OPP
12/09/89	A	L	91-104	01/05/02	A	W	112-96	01/08/13	H	W	108-103
02/18/90	H	W	108-98	01/26/02	H	W	103-80	01/21/13	A	L	96-104
01/05/91	A	L	112-117*	11/20/02	A	W	103-93	02/01/14	A	L	113-120
04/11/91	H	W	112-98	12/12/02	H	W	113-95	03/26/14	H	W	107-83
12/28/91	A	L	122-125*	01/02/04	H	W	93-75	01/25/15	A	L	100-112
03/27/92	H	L	103-105	02/04/04	A	L	89-97	02/09/15	H	L	105-117
12/26/92	H	L	105-113	01/26/05	H	W	104-87	11/09/15	A	W	117-107
03/19/93	A	L	103-121	04/09/05	A	L	98-105	11/25/15	H	W	99-95
01/22/94	H	L	81-98	04/05/06	A	L	99-101	12/21/16	A	W	92-84
03/01/94	A	L	99-102	04/09/06	H	W	84-83	12/26/16	H	W	104-90
11/23/94	H	L	77-89	01/17/07	H	L	88-105				
12/13/94	A	L	83-85*	03/10/07	A	L	93-99				
12/12/95	A	W	85-78	11/24/07	H	L	87-94				
02/25/96	H	L	76-92	12/06/07	A	L	89-90				
01/14/97	A	L	93-95	02/04/09	H	L	86-94				
04/12/97	H	L	66-80	03/23/09	A	L	97-109				
01/27/98	H	W	113-96	12/22/09	H	L	87-112				
04/05/98	A	W	97-96	02/24/10	A	L	92-98				
12/14/99	A	L	94-105	11/05/10	H	L	103-113				
04/04/00	H	W	86-76*	11/14/10	A	L	105-111				
11/18/00	A	W	94-84	01/14/12	A	L	91-93				
12/28/00	H	W	88-81								



Gordon Hayward

Managing Partner, Governor & Chief Executive Officer: Wyc Grousbeck

President: Rich Gotham

President of Basketball Operations: Danny Ainge

Head Coach: Brad Stevens

Assistant Coaches: Jay Larranaga, Walter McCarty, Micah Shrewsberry, Jamie Young, Jerome Allen, Scott Morrison

Director of Performance: Art Horne

Sr. Vice President of Communications: Christian Megliola

Vice President, Media Services/Alumni Relations: Jeff Twiss

Sr. Director of Public Relations: Heather Walker

Media Services Manager: Brian Olive

Assistant Communications Manager: Brandon Chinn

Home Court: TD Garden (18,624; 1995)

Founded: 1946-47

NBA Titles: 17 (1956-57, 1958-59, 1959-60, 1960-61, 1961-62, 1962-63, 1963-64, 1964-65, 1965-66, 1967-68, 1968-69, 1973-74, 1975-76, 1980-81, 1983-84, 1985-86, 2007-08)

2017-18 VS. CELTICS

Fri., Jan. 5 @ BOS 6:30 p.m.
Thu., Mar. 8 @ MIN 7:00 p.m.

2016-17 WOLVES VS. CELTICS (0-2)

DATE	SITE	FINAL SCORE	WOLVES HIGH	CELTICS HIGH	ATTENDANCE
11/21/16	Minnesota	L 93-99	Towns 27	Thomas 29	13,167
03/15/17	Boston	L 104-117	Dieng 23	Thomas 27	18,624

SERIES FACTS

OVERALL: 20-34 • HOME: 12-15 • ROAD: 8-19 • PRESEASON: 3-5

Biggest Wolves Win: 25 (110-85 - 01/30/06, Home)

Biggest Wolves Loss: 33 (82-115 - 02/05/95, Road)

Current Overall Streak: L2 Home: L1 Road: L11

Last Wolves Win: 124-122 @ Minnesota, 02/22/16

Last Wolves Loss: 104-117 @ Boston, 03/15/17

GAME-BY-GAME

DATE	H/A	W/L	MIN-OPP	DATE	H/A	W/L	MIN-OPP	DATE	H/A	W/L	MIN-OPP
11/17/89	A	L	99-116	12/01/00	A	W	102-98	03/27/11	H	L	82-85
02/02/90	H	W	116-105	01/15/01	H	L	102-107	03/30/12	H	L	79-100
01/28/91	H	L	87-108	02/01/02	A	W	98-98*	12/05/12	A	L	94-104
02/27/91	A	L	111-116	04/15/02	H	L	90-93	04/01/13	H	W	110-100
01/04/92	H	W	100-96	11/09/02	H	L	99-105	11/16/13	H	W	106-88
01/10/92	A	W	104-94	12/20/02	A	L	99-108	12/16/13	A	L	97-101
11/06/92	A	L	92-113	12/15/03	A	W	116-95	12/19/14	A	L	98-114
12/15/92	H	L	119-124**	03/07/04	H	L	77-80	01/28/15	H	W	110-98
01/08/94	H	W	108-90	02/06/05	H	L	100-103	12/21/15	A	L	99-113
04/08/94	A	L	108-112	03/06/05	A	W	99-97	02/22/16	H	W	124-122
11/12/94	H	L	101-114	01/18/06	A	L	96-103	11/21/16	H	L	93-99
02/05/95	A	L	82-115	01/30/06	H	W	110-85	03/15/17	A	L	104-117
12/22/95	A	L	113-114	02/11/07	H	W	109-107				
03/27/96	H	L	116-121	03/04/07	A	L	117-124**				
01/03/97	A	W	94-84	01/25/08	A	L	86-87				
03/16/97	H	W	119-101	02/08/08	H	L	86-88				
01/02/98	A	L	89-93	11/21/08	H	L	78-95				
01/21/98	H	W	104-95	02/01/09	A	L	101-109				
03/24/99	A	W	87-68	11/04/09	H	L	90-92				
				12/20/09	A	L	104-122				
01/13/00	H	W	103-85								
03/22/00	A	W	109-106	01/03/11	A	L	93-96				



BROOKLYN



D'Angelo Russell

Principal Owner: Mikhail Prokhorov
Chairman of the Board of Directors: Dmitry Razumov
President, ONEXIM Sports and Entertainment Holding USA, Inc.: Maureen Hanlon
Chief Executive Officer: Brett Yormark
General Manager: Sean Marks
Assistant General Manager: Trajan Langdon
Head Coach: Kenny Atkinson
Assistant Coaches: Jacque Vaughn, Chris Fleming, Bret Brielmaier
Assistant Coach/Director of Player Development: Adam Harrington
Assistant Coach/Manager of Advance Scouting: Jordan Ott
Assistant Player Development Coach: Travon Bryant
Head Athletic Trainer/Physical Therapist: Lloyd Beckett
Senior Director of Public Relations: Aaron Harris
Senior Manager of Public Relations: Eli Pearlstein, Mitch Heckart
Public Relations Coordinator: Megan Walsh

Home Court: Barclays Center (17,732; 2012)
Founded: 1967-68 - New Jersey Americans; 1968-69 - New York Nets; entered NBA - 1976-77; 1977-78 - New Jersey Nets; 2012-13 - Brooklyn Nets
NBA Titles: One (1957-58)

2017-18 VS. NETS

Wed., Jan. 3 @ BRK 6:30 p.m.
Sat., Jan. 27 @ MIN 8:00 p.m.

2016-17 WOLVES VS. NETS (1-1)

DATE	SITE	FINAL SCORE	WOLVES HIGH	NETS HIGH	ATTENDANCE
11/08/16	Brooklyn	L 110-119	Wiggins 36	Lopez 26	13,610
01/28/17	Minnesota	W 129-109	Towns 37	Lopez 25	14,798

SERIES FACTS


OVERALL: 30-23 • HOME: 20-6 • ROAD: 10-17 • PRESEASON: 0-3

Biggest Wolves Win: 30 (111-81 - 11/22/13, Home)
Biggest Wolves Loss: 29 (84-113 - 12/05/08, Road)
Current Overall Streak: W1 Home: W2 Road: L1
Last Wolves Win: 132-118 @ Minnesota, 03/05/16
Last Wolves Loss: 106-122 @ Minnesota, 03/16/15

GAME-BY-GAME

DATE	H/A	W/L	MIN-OPP	DATE	H/A	W/L	MIN-OPP	DATE	H/A	W/L	MIN-OPP
12/05/89	H	W	92-90	12/19/01	A	L	112-117*	11/05/12	A	W	107-96
02/21/90	A	L	93-95	03/31/02	H	W	86-85	01/23/13	H	L	83-91
03/20/91	A	L	111-118*	11/04/02	A	L	82-106	11/22/13	H	W	111-81
04/09/91	H	W	109-89	11/23/02	H	L	82-96	03/30/14	A	L	99-114
01/08/92	A	L	97-103	10/31/03	A	L	61-84	11/05/14	A	W	98-91
01/18/92	H	L	100-112	02/25/04	H	W	81-68	03/16/15	H	L	106-122
11/12/92	A	W	88-84	02/15/05	H	W	82-71	12/20/15	A	W	100-85
12/30/92	H	L	92-118	03/26/05	A	W	96-75	03/05/16	H	W	132-118
11/24/93	H	W	107-106	03/01/06	H	W	100-90	11/08/16	A	L	110-119
01/19/94	A	L	91-112	03/23/06	A	L	82-86	01/28/17	H	W	129-109
12/16/94	H	W	94-93	12/30/06	A	L	92-100				
01/14/95	A	L	84-93	01/13/07	H	W	109-98				
12/06/95	H	W	108-97	01/27/08	H	W	98-95				
01/20/96	A	L	97-103*	02/12/08	A	L	88-92				
01/09/97	A	W	110-107	12/05/08	A	L	84-113				
04/02/97	H	W	94-89	03/29/09	H	W	108-99				
12/26/97	H	W	116-96	10/28/09	H	W	95-93				
01/10/98	A	W	108-101	12/23/09	A	W	103-99				
02/20/00	H	L	89-91	01/01/11	H	W	103-88				
03/24/00	A	W	116-115*	04/05/11	A	L	105-107				
12/12/00	A	L	94-116	02/03/12	A	W	108-105				
03/25/01	H	L	105-91								

* Franchise based in New Jersey from 1976-77 through 2011-12



Kemba Walker

Chairman: Michael Jordan
Vice Chairman: Curtis Polk
General Manager: Rich Cho
Assistant General Manager: Buzz Peterson
Head Coach: Steve Clifford
Assistant Coaches: Pat Delany, Steve Hetzel, Mike Batiste, Eddie Jordan, Bruce Kruetzer
Head Athletic Trainer: Steve Stricker
VP, Communications: Mike Cristaldi
Sr. Manager, Communications: Brian Travis
Director, Corporate Communications: Josh Rosen

Home Court: Spectrum Center (19,077; 2005)
Founded: 1988-89
NBA Titles: None

2017-18 VS. HORNETS

Sun., Nov. 5 @ MIN 7:00 p.m.
Mon., Nov. 20 @ CHA 6:00 p.m.

2016-17 WOLVES VS. HORNETS (1-1)

DATE	SITE	FINAL SCORE	WOLVES HIGH	HORNETS HIGH	ATTENDANCE
11/15/16	Minnesota	L 108-115	Wiggins 29	Walker 30	10,349
12/03/16	Charlotte	W 125-120 (OT)	Wiggins 29	Walker 22	16,982

SERIES FACTS

OVERALL: 18-34 • HOME: 13-13 • ROAD: 5-21 • PRESEASON: 1-1

Biggest Wolves Win: 29 (106-77 - 11/09/90, Home)
Biggest Wolves Loss: 28 (85-113 - 03/18/93, Road)
Current Overall Streak: W1 Home: L3 Road: W1
Last Wolves Win: 125-120 (OT) @ Charlotte, 12/03/16
Last Wolves Loss: 108-115 @ Minnesota, 11/15/16

GAME-BY-GAME

DATE	H/A	W/L	MIN-OPP	DATE	H/A	W/L	MIN-OPP	DATE	H/A	W/L	MIN-OPP
11/25/89	A	L	73-81	12/22/00	H	L	74-83	11/14/12	H	L	87-89
01/04/90	H	W	100-98	03/06/01	A	W	95-89	01/23/13	A	L	101-102
02/14/90	H	W	95-86								
04/06/90	A	L	93-108	12/21/01	H	W	94-89	01/10/14	H	W	119-92
				02/25/02	A	W	97-92	03/14/14	A	L	93-105
11/09/90	H	W	106-77								
04/12/91	A	L	110-111**	01/05/05	A	L	84-102	01/19/15	A	L	80-105
				03/08/05	H	W	102-97	03/22/15	H	L	98-109
03/10/92	A	L	96-105								
04/19/92	H	W	130-107	11/19/05	H	W	102-89	11/10/15	H	L	95-104
				04/04/06	A	L	92-97	03/07/16	A	L	103-108
03/18/93	A	L	85-113								
03/21/93	H	L	95-99	01/01/07	A	W	102-96	11/15/16	H	L	108-115
				02/21/07	H	L	95-100	12/03/16	A	W	125-120*
12/14/93	A	L	85-101								
03/11/94	H	L	91-97	03/04/08	H	L	89-109				
				04/08/08	A	L	119-121				
01/11/95	A	L	91-100								
01/22/95	H	W	100-83	12/01/08	A	L	90-100				
				03/14/09	H	W	108-100				
12/09/95	A	L	108-114								
03/01/96	H	W	105-101	02/10/10	H	L	92-93				
				03/24/10	A	L	95-108				
02/04/97	A	L	101-115								
03/02/97	H	L	96-108	11/15/10	A	L	110-113				
				01/05/11	H	L	105-108*				
11/01/97	H	W	106-90								
03/04/98	A	L	102-112	02/15/12	H	W	102-90				
				03/28/12	A	W	88-83				
12/15/99	A	L	98-103								
02/29/00	H	L	87-92								



Zach LaVine

Chairman: Jerry Reinsdorf
President and Chief Operating Officer: Michael Reinsdorf
Executive Vice President-Basketball Operations: John Paxson
General Manager: Gar Forman
Assistant General Manager: Brian Hagen
Head Coach: Fred Hoiberg
Associate Head Coach: Jim Boylen
Assistant Coaches: Pete Myers, Randy Brown, Mike Wilhelm, Nate Loenser
Director of Sports Performance: Chip Schaefer
Head Athletic Trainer: Jeff Tanaka
Senior Director of Public and Media Relations: Tim Hallam
Senior Manager of Public and Media Relations: Matt Yob
Manager of Public and Media Relations: Beth Grady
Manager of Public and Media Relations: Kristen Deahl

Home Court: United Center (20,917; 1994)
Founded: 1966-67
NBA Titles: Six (1990-91, 1991-92, 1992-93, 1995-96, 1996-97, 1997-98)

2017-18 VS. BULLS

Fri., Feb. 9 @ CHI 7:00 p.m.
Sat., Feb. 24 @ MIN 8:00 p.m.

2016-17 WOLVES VS. BULLS (2-0)

DATE	SITE	FINAL SCORE	WOLVES HIGH	BULLS HIGH	ATTENDANCE
12/13/16	Chicago	W 99-94	LaVine 24	Butler 27	21,146
02/12/17	Minnesota	W 117-89	Wiggins 27	McDermott/Portis 16	19,356

SERIES FACTS

OVERALL: 22-31 • HOME: 12-15 • ROAD: 10-16 • PRESEASON: 9-9

Biggest Wolves Win: 53 (127-74 - 11/08/01, Home)
Biggest Wolves Loss: 32 (99-131 - 03/12/91, Road)
Current Overall Streak: W4 Home: W2 Road: W2
Last Wolves Win: 117-89 @ Minnesota, 02/12/17
Last Wolves Loss: 89-96 @ Chicago, 02/27/15

GAME-BY-GAME

DATE	H/A	W/L	MIN-OPP	DATE	H/A	W/L	MIN-OPP	DATE	H/A	W/L	MIN-OPP
11/08/89	H	L	84-96	11/08/01	H	W	127-74	11/10/12	A	L	80-87
12/26/89	A	L	99-112	12/22/01	A	W	95-74	03/24/13	H	L	97-104
11/07/90	H	L	91-96	12/27/02	A	W	113-100	01/27/14	A	W	95-86
03/12/91	A	L	99-131	04/13/03	H	W	119-95	04/09/14	H	L	87-102
02/22/92	A	L	90-105	11/13/03	A	W	92-89*	11/01/14	H	L	105-106
03/05/92	H	L	100-113	12/30/03	H	W	98-93	02/27/15	A	L	89-96
11/17/92	H	L	103-124	12/11/04	A	L	88-89	11/07/15	A	W	102-93*
03/23/93	A	L	100-107	02/13/05	H	L	83-87	02/06/16	H	W	112-105
12/22/93	A	L	98-106	01/11/06	H	W	99-93	12/13/16	A	W	99-94
03/20/94	H	L	80-90	02/28/06	A	L	100-111	02/12/17	H	W	117-89
11/11/94	H	L	100-112	12/09/06	A	W	91-81				
01/20/95	A	L	86-93	12/26/06	H	W	100-98				
02/16/96	H	L	100-103	01/29/08	A	L	85-96				
02/27/96	A	L	99-120	01/30/08	H	W	83-67				
12/11/96	A	L	86-103	01/03/09	A	W	102-92				
01/15/97	H	L	102-112	01/25/09	H	W	109-108*				
12/30/97	H	W	99-95	01/09/10	A	L	96-110				
04/03/98	A	L	93-107	02/19/10	H	L	94-100				
12/22/99	A	W	106-86	12/11/10	A	L	82-113				
12/30/99	H	W	94-76	03/30/11	H	L	91-108				
11/28/00	A	W	96-76	01/10/12	H	L	100-111				
12/05/00	H	W	100-90								



LeBron James

Chairman: Dan Gilbert
General Manager: Koby Altman
Assistant General Manager: Mike Gansey
Head Coach: Tyronn Lue
Associate Head Coach: Larry Drew
Assistant Coaches: Jim Boylan, Mike Longabardi, James Posey, Damon Jones
Director of Player Development/Assistant Coach: Phil Handy
Head Athletic Trainer: Steve Spiro
Senior Vice President, Communications: Tad Carper
Director of Basketball Communications: B.J. Evans
Basketball Communications Senior Manager: Jeff Schaefer
Basketball Communications Coordinator: Cherome Owens
Basketball Communications Assistant: Alyssa Dombrowski
Senior Director of Corporate Communications: Phyllis Salem

Home Court: Quicken Loans Arena (20,562; 1994)
Founded: 1970-71
NBA Titles: One (2015-16)

2017-18 VS. CAVALIERS

Mon., Jan. 8 @ MIN 7:00 p.m.
Wed., Feb. 7 @ CLE 7:00 p.m.

2016-17 WOLVES VS. CAVALIERS (0-2)

DATE	SITE	FINAL SCORE	WOLVES HIGH	CAVS HIGH	ATTENDANCE
02/01/17	Cleveland	L 97-125	Towns 26	James 27	20,562
02/14/17	Minnesota	L 108-116	Wiggins 41	Irving/James 25	17,738

SERIES FACTS

OVERALL: 18-35 • HOME: 10-17 • ROAD: 8-18 • PRESEASON: 0-2

Biggest Wolves Win: 34 (129-95 - 12/04/10, Home)
Biggest Wolves Loss: 33 (81-114 - 02/22/94, Road; 79-112 - 11/22/94, Road; and 81-114 - 01/29/02, Road)
Current Overall Streak: L6 Home: L3 Road: L4
Last Wolves Win: 124-95 @ Minnesota, 11/13/13
Last Wolves Loss: 108-116 @ Minnesota, 02/14/17

GAME-BY-GAME

DATE	H/A	W/L	MIN-OPP	DATE	H/A	W/L	MIN-OPP	DATE	H/A	W/L	MIN-OPP
12/02/89	A	W	101-74	11/13/01	H	L	103-107	12/07/12	H	W	91-73
01/26/90	H	L	84-85	01/29/02	A	L	81-114	02/11/13	A	W	100-92
02/02/91	A	L	110-113*	02/12/03	A	W	102-91	11/04/13	A	L	93-92
03/22/91	H	W	110-105	02/28/03	H	W	118-95	11/13/13	H	W	124-95
01/07/92	H	L	98-113	11/21/03	A	W	97-83	12/23/14	A	L	104-125
02/02/92	A	L	95-106	02/06/04	H	W	103-92	01/31/15	H	L	90-106
01/09/93	A	L	93-116	12/21/04	A	L	97-107	01/08/16	H	L	99-125
03/04/93	H	L	95-103	02/17/05	H	W	94-88	01/25/16	A	L	107-114
02/18/94	H	L	78-85	11/26/05	A	W	89-85	02/01/17	A	L	97-125
02/22/94	A	L	81-114	02/08/06	H	L	91-97	02/14/17	H	L	108-116
11/22/94	A	L	79-112	11/17/06	A	L	76-92				
03/17/95	H	W	80-77	04/03/07	H	L	88-101				
12/15/95	H	L	88-100	11/21/07	H	L	86-97				
12/19/95	A	L	95-100	02/29/08	A	L	84-92				
12/14/96	H	L	93-101	12/17/08	H	L	70-93				
12/30/96	A	L	96-108	03/27/09	A	L	85-107				
11/21/97	H	L	80-103	10/30/09	H	L	87-104				
02/02/98	A	L	99-109	01/27/10	A	L	95-109				
12/20/99	A	W	100-94	12/04/10	H	W	129-95				
03/21/00	H	W	111-107*	12/26/10	A	W	98-97				
02/01/01	A	W	90-81	01/06/12	H	L	87-98				
03/18/01	H	W	91-76								



Dirk Nowitzki

Owner: Mark Cuban
President of Basketball Operations/General Manager: Donn Nelson
Assistant General Manager: Keith Grant
Head Coach: Rick Carlisle
Assistant Coaches: Melvin Hunt, Kaleb Canales, Jamahl Mosley, Darrell Armstrong, Larry Shyatt
Head Athletic Trainer: Casey Smith
Vice President of Basketball Communications: Sarah Melton
Director of Basketball Communications: Scott Tomlin
Basketball Communications Manager: Alan Rakowski
Director of Corporate Communications: Erin Finegold

Home Court: American Airlines Center (19,200; 2001)
Founded: 1980-81
NBA Titles: One (2010-11)

2017-18 VS. MAVERICKS

Sat., Nov. 4	@ MIN	7:00 p.m.
Fri., Nov. 17	@ DAL	7:30 p.m.
Sun., Dec. 10	@ MIN	6:00 p.m.
Fri., Mar. 30	@ DAL	7:30 p.m.

2016-17 WOLVES VS. MAVERICKS (2-1)

DATE	SITE	FINAL SCORE	WOLVES HIGH	MAVERICKS HIGH	ATTENDANCE
01/09/17	Minnesota	W 101-92	Towns 34	Barnes 30	9,625
01/15/17	Dallas	L 87-98	Dieng 21	Matthews 19	19,655
02/24/17	Minnesota	W 97-84	Wiggins 27	Curry 31	15,948

SERIES FACTS

OVERALL: 46-66 • HOME: 24-32 • ROAD: 22-34 • PLAYOFFS: 0-3 • PRESEASON: 1-0

Biggest Wolves Win: 32 (103-71 - 01/02/93, Home)
Biggest Wolves Loss: 27 (101-128 - 02/28/16, Away)
Current Overall Streak: W1 Home: W2 Road: L5
Last Wolves Win: 97-84 @ Minnesota, 02/24/17
Last Wolves Loss: 87-98 @ Dallas, 01/15/17

GAME-BY-GAME

DATE	H/A	W/L	MIN-OPP	DATE	H/A	W/L	MIN-OPP	DATE	H/A	W/L	MIN-OPP
11/24/89	A	L	89-99	01/17/98	A	W	113-110*	11/28/07	A	L	103-109
12/13/89	H	L	87-90	02/15/98	H	W	105-99*	01/06/08	H	L	78-101
02/08/90	A	L	77-90	03/03/98	H	L	99-110	02/24/08	H	L	83-99
02/25/90	H	L	82-87	03/23/98	A	L	87-91				
03/30/90	A	W	84-82					11/01/08	H	L	85-95
				03/30/99	H	W	98-78	12/30/08	A	L	100-107
11/02/90	H	W	98-85	04/05/99	H	W	100-93	03/31/09	H	L	88-108
11/20/90	A	W	92-91*	04/15/99	A	L	95-101	04/13/09	A	L	94-96
01/02/91	H	W	115-95								
02/26/91	H	W	100-94	12/04/99	H	L	84-103	11/13/09	H	L	77-89
04/17/91	A	L	100-102	12/18/99	A	W	108-104	02/05/10	A	W	117-108
				03/09/00	A	W	100-79	03/03/10	A	L	109-112
11/06/91	H	L	94-97	04/19/00	H	L	107-113	03/08/10	H	L	112-125
11/30/91	A	L	78-79								
02/21/92	A	L	94-109	01/10/01	H	L	86-106	12/01/10	A	L	86-100
02/26/92	H	W	106-105	03/15/01	A	L	83-103	03/07/11	H	L	105-108
04/03/92	A	W	104-95	03/21/01	H	W	109-97	03/24/11	A	L	96-104
				04/18/01	A	L	100-120				
11/10/92	H	W	118-104					01/01/12	H	W	99-82
12/10/92	A	W	111-88	12/15/01	A	L	117-125	01/25/12	A	W	105-90
01/02/93	H	W	103-71	12/18/01	H	L	103-107	02/10/12	H	L	97-104
02/26/93	H	W	99-89	02/19/02	A	W	117-100				
04/23/93	A	L	100-103	03/28/02	H	W	113-111	11/12/12	A	W	90-82
								12/15/12	H	W	114-106*
11/12/93	H	L	99-115	01/30/03	A	L	109-112	01/14/13	A	L	98-113
12/23/93	H	L	89-93	02/11/03	H	W	100-98	03/10/13	H	L	77-100
01/12/94	A	W	103-85	03/10/03	A	W	92-83				
02/02/94	H	L	88-92	03/30/03	H	L	95-119	11/08/13	H	W	116-108
02/08/94	A	L	105-109*					11/30/13	A	W	112-106
04/24/94	A	L	102-116	11/29/03	A	L	88-92	12/30/13	H	L	98-100
				12/18/03	H	W	114-109	03/19/14	A	W	123-122*
11/29/94	A	L	83-84	01/03/04	A	L	112-119				
01/27/95	A	W	102-94	03/03/04	H	W	121-97	11/15/14	A	L	117-131
02/01/95	H	L	83-104					01/21/15	H	L	75-98
03/22/95	H	L	96-99	11/22/04	A	W	83-82	02/02/15	A	L	94-100
04/07/95	A	L	94-111	12/07/04	H	L	87-97				
				03/13/05	H	L	93-102	01/10/16	H	L	87-93
12/23/95	H	W	111-98	03/15/05	A	W	100-91	01/20/16	A	L	94-106*
02/03/96	A	W	105-96					02/28/16	A	L	101-128
02/05/96	H	W	104-92	12/18/05	A	L	95-102	04/03/16	H	L	78-88
03/22/96	A	W	110-84	01/04/06	H	W	91-78				
				01/07/06	A	L	79-83	01/09/17	H	W	101-92
11/14/96	H	W	100-90					01/15/17	A	L	87-98
01/30/97	A	W	92-82	11/27/06	A	L	87-93	02/24/17	H	W	97-84
02/27/97	A	W	107-105**	02/03/07	A	L	93-94				
04/16/97	H	L	77-92	02/27/07	H	L	65-91				
				04/11/07	H	L	88-105				



Paul Millsap

Owner: E. Stanley Kroenke
President & Governor: Josh Kroenke
President of Basketball Operations: Tim Connelly
General Manager: Arturas Karnisovas
Assistant General Manager: Calvin Booth
Head Coach: Michael Malone
Assistant Coaches: Wes Unseld Jr., David Adelman, Micah Nori, Jordi Fernandez, Bob Weiss, Ryan Bowen
Player Development: John Beckett, Stephen Graham, Ognjen Stojakovic
Head Athletic Trainer: Dan Shimensky
Director, Media Relations: Tim Gelt
Assistant Director, Media Relations: Nick O'Hayre
Coordinator, Media Relations: Cody Wise
Assistant, Media Relations: Steven Blevins

Home Court: Pepsi Center (19,520; 1999)
Founded: 1967-68 - Denver Rockets; 1974-75 - Denver Nuggets; entered NBA - 1976-77
NBA Titles: None

2017-18 VS. NUGGETS

Wed., Dec. 20	@ DEN	8:00 p.m.
Wed., Dec. 27	@ MIN	7:00 p.m.
Thu., Apr. 5	@ DEN	9:30 p.m.
Wed., Apr. 11	@ MIN	7:00 p.m.

2016-17 WOLVES VS. NUGGETS (2-2)

DATE	SITE	FINAL SCORE	WOLVES HIGH	NUGGETS HIGH	ATTENDANCE
11/03/16	Minnesota	L 99-102	Towns 32	Chandler/Gallinari 19	11,219
12/28/16	Denver	L 103-105	Wiggins 25	Gallinari 18	15,093
01/22/17	Minnesota	W 111-108	Towns 32	Harris 22	12,788
02/15/17	Denver	W 112-99	Wiggins 40	Harris 22	13,924

SERIES FACTS

OVERALL: 46-72 • HOME: 26-33 • ROAD: 20-39 • PLAYOFFS: 4-1 • PRESEASON: 3-2

Biggest Wolves Win: 27 (107-80 - 02/13/98, Road; 117-90 - 02/12/14, Home)

Biggest Wolves Loss: 29 (102-131 - 04/26/12, Home)

Current Overall Streak: W2 Home: W1 Road: W1

Last Wolves Win: 112-99 @ Denver, 02/15/17

Last Wolves Loss: 103-105 @ Denver, 12/28/16

GAME-BY-GAME

DATE	H/A	W/L	MIN-OPP	DATE	H/A	W/L	MIN-OPP	DATE	H/A	W/L	MIN-OPP
11/22/89	H	L	93-96	02/13/98	A	W	107-80	01/04/08	H	L	107-118
03/07/90	H	L	73-86	03/20/98	H	W	104-88	01/19/08	A	L	108-111
03/18/90	A	L	98-103					11/16/08	A	L	84-90
04/17/90	H	L	89-99	02/05/99	A	W	110-92	11/29/08	H	L	97-106
04/22/90	A	L	108-115	03/19/99	A	W	105-101	12/10/08	A	L	105-116
				04/02/99	H	W	107-88	04/05/09	H	L	87-110
11/15/90	A	L	108-121					11/25/09	H	L	111-124
01/21/91	A	L	110-115	11/26/99	A	L	105-114	11/29/09	A	W	106-100
02/18/91	H	W	128-114	11/30/99	H	W	109-92	01/11/10	A	L	94-105
03/14/91	A	L	105-112	02/05/00	A	W	105-97*	03/10/10	H	L	102-110
04/04/91	H	W	134-122	02/15/00	H	L	104-107*				
								12/18/10	A	L	113-115
11/07/91	A	L	77-88	11/08/00	A	L	107-109*	12/29/10	H	L	113-119
11/27/91	H	W	101-92	11/29/00	H	L	100-107	02/05/11	H	L	100-113
02/03/92	H	W	114-99	03/02/01	A	W	89-71	04/09/11	A	L	106-130
03/23/92	H	L	95-100	03/23/01	H	W	101-90				
03/31/92	A	W	121-114*					02/20/12	A	L	101-103*
				11/21/92	A	L	118-131	03/25/12	H	W	117-100
01/15/93	H	W	99-89	02/15/02	H	L	98-99	04/11/12	A	L	107-113
01/25/93	A	L	97-102	04/04/02	A	L	87-88	04/26/12	H	L	102-131
03/16/93	H	W	100-97	04/17/02	H	W	104-90				
04/04/93	A	L	94-120					11/21/12	H	L	94-101
				11/20/93	H	L	89-90	12/12/12	H	W	108-105
12/26/93	A	L	97-100	12/09/02	A	W	92-84	01/03/13	A	W	101-97
01/05/94	H	W	109-95	01/13/03	H	W	89-75	03/09/13	A	L	88-111
03/06/94	A	L	97-117	02/19/03	A	W	85-77				
04/17/94	H	L	88-99					11/15/13	A	L	113-117
				11/18/03	H	W	89-76	11/27/13	H	L	110-117
11/04/94	A	L	108-130	01/26/04	A	W	97-95	02/12/14	H	W	117-90
12/06/94	H	L	95-102	03/21/04	H	W	98-77	03/03/14	A	W	132-128
01/03/95	H	L	99-108**	03/24/04	A	L	92-101				
02/28/95	A	L	101-114					12/26/14	A	L	102-106
04/10/95	H	L	107-114	11/04/04	A	L	92-94*	10/05/15	H	L	101-110
04/19/95	A	L	81-106	01/14/05	A	W	93-83	01/17/15	A	W	113-105
				02/09/05	H	W	98-92	03/04/15	H	L	85-100
				04/08/05	H	L	104-107				
12/02/95	A	L	105-109					10/30/15	A	W	95-78
01/30/96	H	L	86-88	11/13/05	A	L	91-102	12/11/15	A	L	108-111*
04/02/96	A	L	78-86	01/13/06	H	W	103-89	12/15/15	H	L	100-112
04/14/96	H	L	91-98	02/24/06	H	L	101-102*	01/06/16	H	L	74-78
				03/31/06	A	L	94-106				
11/29/96	A	W	108-103					11/03/16	H	L	99-102
12/28/96	H	W	103-96*	11/03/06	A	W	112-109	12/28/16	A	L	103-105
03/07/97	H	W	96-83	12/01/06	H	L	92-106	01/22/17	H	W	111-108
03/26/97	A	W	102-100	02/14/07	H	W	99-94	02/15/17	A	W	112-99
				04/16/07	A	L	107-122				
11/28/97	A	L	84-95					11/02/07	H	L	91-99
01/03/98	H	W	109-87	11/23/07	A	L	93-99				



Andre Drummond

Owner: Tom Gores
Vice Chairman: Arn Tellem
President of Basketball Operations/Head Coach: Stan Van Gundy
General Manager: Jeff Bower
Associate General Manager: Pat Garrity
Assistant General Manager: Jeff Nix
Chief of Staff: Andrew Loomis
Associate Head Coach: Bob Beyer
Assistant Coaches: Malik Allen, Tim Hardaway, Charles Klask, Rex Walters, Aaron Gray
Director of Sports Medicine/Head Athletic Trainer: Jon Ishop
Vice President, Public Relations: Kevin Grigg
Sr. Director, Public Relations: Cletus Lewis
Manager, Public Relations: Michelle Fikany
Manager, Public Relations: Michael Horan

Home Court: Little Caesars Arena (20,491; 2017)
Founded: 1948-49 - Fort Wayne Pistons; 1957-58 - Detroit Pistons
NBA Titles: Three (1988-89, 1989-90, 2003-04)

2017-18 VS. PISTONS

Wed., Oct. 25 @ DET 6:00 p.m.
Sun., Nov. 19 @ MIN 6:00 p.m.

2016-17 WOLVES VS. PISTONS (0-2)

DATE	SITE	FINAL SCORE	WOLVES HIGH	PISTONS HIGH	ATTENDANCE
12/09/16	Minnesota	L 90-117	Wiggins 16	Drummond 22	14,109
02/03/17	Detroit	L 108-116	Towns 24	Morris 36	16,934

SERIES FACTS

OVERALL: 28-27 • HOME: 16-12 • ROAD: 12-15 • PRESEASON: 11-5

Biggest Wolves Win: 27 (121-94 - 12/10/13, Road)
Biggest Wolves Loss: 30 (83-113 - 02/19/96, Road)
Current Overall Streak: L4 Home: L2 Road: L2
Last Wolves Win: 112-101 @ Detroit, 02/08/15
Last Wolves Loss: 108-116 @ Detroit, 02/03/17

GAME-BY-GAME

DATE	H/A	W/L	MIN-OPP	DATE	H/A	W/L	MIN-OPP	DATE	H/A	W/L	MIN-OPP
01/12/90	A	L	86-97	12/15/00	A	W	99-90	03/02/11	A	W	116-105
01/27/90	H	L	83-85	02/28/01	H	W	111-100				
								01/18/12	H	W	93-85
12/28/90	H	L	85-97	01/07/02	H	W	109-93	04/19/12	A	W	91-80
04/05/91	A	L	82-101	01/23/02	A	L	83-104				
								03/26/13	A	W	105-82
01/23/92	H	L	100-111	12/28/02	A	L	82-106	04/06/13	H	W	107-101
02/13/92	A	W	96-93	02/21/03	H	W	103-96				
								12/10/13	A	W	121-94
11/28/92	H	W	82-80	01/23/04	H	W	80-79	03/07/14	H	W	114-101
01/29/93	A	L	103-112	02/20/04	A	W	88-87				
								10/30/14	H	W	97-91
11/05/93	A	L	99-104	11/17/04	A	L	85-93	02/08/15	A	W	112-101
12/11/93	H	L	80-92	01/24/05	H	W	86-83				
								11/20/15	H	L	86-96
11/08/94	A	L	112-126	01/24/06	H	L	83-107	12/31/15	A	L	90-115
01/13/95	H	W	104-92	02/01/06	A	L	74-90				
								12/09/16	H	L	90-117
02/19/96	A	L	83-113	01/15/07	A	W	94-90*	02/03/17	A	L	108-116
02/23/96	H	W	94-93	01/19/07	H	L	98-104**				
03/05/97	H	L	88-92	04/04/08	H	L	90-94				
03/21/97	A	L	98-112	04/15/08	A	L	103-115				
12/28/97	A	W	93-89	11/23/08	A	W	106-80				
03/01/98	H	W	115-113**	01/28/09	H	L	89-98				
04/11/99	H	W	88-79	02/16/10	A	L	85-108				
				04/14/10	H	L	98-103				
01/08/00	A	W	110-105								
04/10/00	H	W	102-100	12/10/10	H	W	109-99				



Kevin Durant

Owner & CEO: Joe Lacob

Owner: Peter Guber

President & Chief Operating Officer: Rick Welts

President, Basketball Operations/General Manager: Bob Myers

V.P. of GSW Sports Ventures/Assistant General Manager: Kirk Lacob

Director of Player Personnel/Assistant General Manager: Larry Harris

Head Coach: Steve Kerr

Assistant Coaches: Ron Adams, Mike Brown, Jarron Collins

Assistant Coaches/Player Development: Chris DeMarco, Bruce Fraser, Willie Green

Head Athletic Trainer: Drew Yoder

Vice President, Communications: Raymond Ridder

Director, Public Relations: Brett Winkler

Director, Basketball Communications: Michael Ravina

Director, Publications & Statistical Information: Darryl Arata

Assistant, Public Relations: Cole Lawrence

Home Court: Oracle Arena (19,596; 1997)

Founded: 1946-47 - Philadelphia Warriors; 1962-63 - San Francisco Warriors; 1971-72 - Golden State Warriors

NBA Titles: Five (1946-47, 1955-56, 1974-75, 2014-15, 2016-17)

2017-18 VS. WARRIORS

Wed., Nov. 8	@ GSW	9:30 p.m.
Thu., Jan. 25	@ GSW	9:30 p.m.
Sun., Mar. 11	@ MIN	2:30 p.m.

2016-17 WOLVES VS. WARRIORS (1-3)

DATE	SITE	FINAL SCORE	WOLVES HIGH	WARRIORS HIGH	ATTENDANCE
11/26/16	Golden State	L 102-115	LaVine 31	Curry 34	19,596
12/11/16	Minnesota	L 108-116	LaVine/Towns/Wiggins 25	Thompson 30	18,452
03/10/17	Minnesota	W 103-102	Wiggins 24	Thompson 30	20,412
04/04/17	Golden State	L 107-121	Muhammad/Wiggins 24	Thompson 41	19,596

SERIES FACTS

OVERALL: 44-62 • HOME: 25-29 • ROAD: 19-33 • PRESEASON: 2-0

Biggest Wolves Win: 39 (122-83 - 02/23/01, Home)

Biggest Wolves Loss: 41 (105-146 - 11/09/09, Road)

Current Overall Streak: L1 Home: W1 Road: L1

Last Wolves Win: 103-102 @ Minnesota, 03/10/17

Last Wolves Loss: 107-121 @ Golden State, 04/04/17

GAME-BY-GAME

DATE	H/A	W/L	MIN-OPP	DATE	H/A	W/L	MIN-OPP	DATE	H/A	W/L	MIN-OPP
11/14/89	H	W	101-98	02/15/99	A	L	99-101	01/15/08	H	L	98-105
01/23/90	A	L	102-109	03/02/99	H	W	89-78	01/21/08	A	W	109-108
02/04/90	H	L	95-105	03/11/99	A	L	82-89				
03/20/90	A	L	101-105	04/30/99	H	W	90-85	11/11/08	A	L	110-113*
								01/02/09	H	W	115-108
12/22/90	A	L	102-115	12/11/99	H	L	76-104	03/03/09	H	L	94-118
01/19/91	H	W	121-113	01/23/00	A	W	99-81	04/08/09	A	W	105-97
02/12/91	A	L	105-126	02/22/00	H	W	112-89				
02/20/91	H	L	105-108	04/17/00	A	W	101-96	11/09/09	A	L	105-146
								01/06/10	H	L	101-107
12/17/91	A	L	105-119	11/15/00	H	W	92-90	04/07/10	H	L	107-116
12/27/91	H	L	102-106*	11/25/00	A	L	93-114				
03/18/92	A	L	120-123	12/19/00	A	L	99-120	11/27/10	H	L	94-104
04/14/92	H	L	100-122	02/23/01	H	W	122-83	12/14/10	A	L	99-108
								02/27/11	H	W	126-123
11/07/92	H	L	119-121*	12/11/01	H	W	107-86	03/13/11	A	L	77-100
12/19/92	A	L	116-122*	01/19/02	A	W	105-102				
03/26/93	H	L	91-94	03/26/02	H	L	106-115	03/19/12	A	W	97-93
03/30/93	A	W	103-100	04/08/02	A	W	100-93	04/04/12	H	L	94-97
								04/22/12	H	L	88-93
12/02/93	A	W	103-91	12/05/02	A	W	114-98				
02/27/94	H	W	107-100	01/08/03	H	W	102-95	11/16/12	H	L	98-106
04/01/94	A	L	109-146	01/17/03	A	L	98-107	11/24/12	A	L	85-96
04/09/94	H	L	105-117	02/16/03	H	W	109-102	02/24/13	H	L	99-100
								04/09/13	A	L	89-105
11/15/94	A	W	114-112	12/09/03	H	L	95-98				
02/07/95	H	W	109-100	01/28/04	A	L	90-97	11/06/13	H	L	93-106
04/01/95	A	W	126-104	02/27/04	H	W	91-81	01/24/14	A	W	121-120
04/12/95	H	L	109-123	04/09/04	A	W	92-74	04/14/14	A	L	120-130
01/05/96	A	L	119-122*	12/01/04	A	W	107-99	12/08/14	H	L	86-102
01/17/96	H	W	98-88	03/02/05	H	L	93-99	12/27/14	A	L	97-110
04/06/96	A	L	106-111	04/13/05	H	W	116-100	02/11/15	H	L	91-94
04/17/96	H	L	103-109					04/11/15	A	L	101-110
				02/04/06	A	L	77-109				
12/18/96	A	L	96-123	03/05/06	H	W	103-90	11/12/15	H	L	116-129
01/18/97	H	W	108-93	03/16/06	A	L	97-105	03/21/16	H	L	104-109
02/21/97	H	W	101-82	04/02/06	H	W	106-104*	04/05/16	A	W	124-117*
03/30/97	A	W	113-102								
				02/07/07	H	W	121-93	11/26/16	A	L	102-115
10/31/97	H	W	129-113	03/16/07	A	L	86-106	12/11/16	H	L	108-116
11/08/97	A	W	97-90	04/15/07	A	L	108-121	03/10/17	H	W	103-102
01/12/98	H	W	103-87					04/04/17	A	L	107-121
03/11/98	A	W	113-84	12/19/07	H	L	98-111				
				12/26/07	A	L	101-105				



Chris Paul

Owner: Tillman Fertitta
Chief Executive Officer: Tad Brown
General Manager: Daryl Morey
Head Coach: Mike D'Antoni
Associate Head Coach: Jeff Bzdelik
Assistant Coaches: Roy Rogers, Brett Gunning
Senior Consultant: Carroll Dawson
Senior Vice President of Basketball Operations: Keith Jones
Head Athletic Trainer: Jason Biles
Sr. Director, Media & Player Relations: Tracey Hughes
Manager, Media Relations: Sean McCloskey
Sr. Coordinator, Media Relations: Jenny Zehentner

Home Court: Toyota Center (18,055; 2012)
Founded: 1967-68 - San Diego Rockets; 1971-72 - Houston Rockets
NBA Titles: Two (1993-94, 1994-95)

2017-18 VS. ROCKETS

Thu., Jan. 18	@ HOU	8:30 p.m.
Tue., Feb. 13	@ MIN	7:00 p.m.
Fri., Feb. 23	@ HOU	7:00 p.m.
Sun., Mar. 18	@ MIN	6:00 p.m.

2016-17 WOLVES VS. ROCKETS (1-3)

DATE	SITE	FINAL SCORE	WOLVES HIGH	ROCKETS HIGH	ATTENDANCE
12/17/16	Minnesota	L 109-111 (OT)	Towns 41	Anderson/Harden 28	14,689
01/11/17	Minnesota	W 119-105	Wiggins 28	Harden 33	13,858
02/25/17	Houston	L 130-142	Towns 37	Harden 24	18,055
04/12/17	Houston	L 118-123	Towns 28	Harden 27	18,055

SERIES FACTS

OVERALL: 40-72 • HOME: 25-32 • ROAD: 15-40 • PRESEASON: 0-3

Biggest Wolves Win: 32 (122-90 - 03/30/00, Home)
Biggest Wolves Loss: 31 (82-113 - 01/11/08, Road)
Current Overall Streak: L2 Home: W1 Road: L9
Last Wolves Win: 119-105 @ Minnesota, 01/11/17
Last Wolves Loss: 118-123 @ Houston, 04/12/17

GAME-BY-GAME

DATE	H/A	W/L	MIN-OPP	DATE	H/A	W/L	MIN-OPP	DATE	H/A	W/L	MIN-OPP
12/27/89	H	W	108-91	01/16/98	A	W	116-115*	01/11/08	A	L	82-113
02/06/90	A	L	101-108	02/20/98	H	W	100-95*	02/04/08	H	L	86-92
02/20/90	H	W	97-92	02/26/98	A	L	98-118	03/26/08	A	L	86-97
03/31/90	A	L	98-106	04/17/98	H	W	102-95				
								12/20/08	H	L	102-109
11/13/90	A	L	88-90	02/17/99	H	W	116-102	02/07/09	A	L	90-107
11/25/90	H	L	91-107	04/12/99	H	L	90-95	03/01/09	H	L	94-105
01/24/91	A	L	94-118	05/04/99	A	L	83-100	03/20/09	A	L	88-107
02/24/91	H	L	91-100								
03/19/91	H	L	85-98	01/25/00	A	W	92-84	11/18/09	H	L	84-97
				02/04/00	H	W	102-85	01/13/10	A	L	114-120***
11/21/91	A	L	102-106	03/11/00	A	W	100-86	03/06/10	H	L	98-112
11/23/91	H	W	102-89	03/30/00	H	W	122-90				
01/28/92	A	L	102-111					11/07/10	A	L	94-120
02/17/92	A	W	124-122*	10/31/00	A	W	106-98	01/24/11	H	L	125-129
04/09/92	H	L	102-117	01/01/01	H	W	106-96	02/08/11	A	W	112-108
				02/21/01	H	L	83-89	04/13/11	H	L	102-121
12/08/92	A	L	94-102	04/17/01	A	L	87-114				
12/12/92	H	L	87-104					01/23/12	H	L	92-107
02/05/93	A	W	112-105	11/03/01	A	W	90-88	01/30/12	A	W	120-108
02/13/93	H	L	88-97	12/08/01	H	W	107-97	02/04/12	H	W	100-91
03/28/93	H	W	101-100	02/21/02	A	L	83-89	02/17/12	A	W	11-98
04/23/93	A	L	110-112*	03/13/02	H	L	95-96				
								12/26/12	H	L	84-87
11/11/93	A	L	99-107	12/21/02	H	W	98-86	01/19/13	H	W	92-79
12/30/93	H	L	104-110	01/07/03	A	L	86-94	03/15/13	A	L	100-108
02/06/94	A	L	90-101	01/31/03	A	L	101-121				
03/22/94	H	W	83-81	02/04/03	H	W	103-89	11/23/13	A	L	101-112
04/12/94	A	L	89-98					02/10/14	H	L	89-107
								03/20/14	A	L	106-129
11/05/94	H	L	85-115	12/16/03	H	W	92-75	04/11/14	H	W	112-110
01/16/95	H	W	94-75	01/17/04	A	L	76-95				
01/28/95	A	L	93-114	03/05/04	H	L	109-112				
03/03/95	H	W	108-105	03/29/04	A	W	94-88	11/12/14	H	L	101-113
03/16/95	A	L	97-104					12/05/14	H	L	112-114*
				11/11/04	A	W	96-91	02/23/15	A	L	102-113
				02/04/05	H	L	113-119*	03/27/15	A	L	110-120
11/11/95	A	L	97-119	03/20/05	H	W	94-86				
01/02/96	H	L	100-105					01/13/16	A	L	104-107
02/21/96	H	W	120-101	11/15/05	H	L	89-94	03/18/16	A	L	111-116
03/23/96	A	W	108-103	01/27/06	A	W	96-92	04/11/16	H	L	105-129
				03/07/06	H	L	87-93				
11/19/96	A	L	93-122	04/12/06	A	W	82-79	12/17/16	H	L	109-111*
12/10/96	H	L	94-96					01/11/17	H	W	119-105
01/07/97	H	L	95-104	11/28/06	A	L	75-82	02/25/17	A	L	130-142
03/25/97	A	L	103-112	12/06/06	H	W	90-84	04/12/17	A	L	118-123
				01/07/07	H	W	103-99*				
				02/05/07	A	L	77-105				



Myles Turner

Owner, Chairman and Chief Executive Officer: Herbert Simon
Vice Chairman: Jim Morris
President of Basketball Operations: Kevin Pritchard
President/Chief Operating Officer: Rick Fuson
Executive Vice President/Chief Financial Officer: Kevin Bower
General Manager: Chad Buchanan
Consultants, Basketball Operations: Larry Bird, Donnie Walsh
Senior Vice President of Basketball Operations: Peter Dinwiddie
Head Coach: Nate McMillan
Assistant Coaches: Bill Bayno, Dan Burke, Popeye Jones
Senior Director of Medical Operations/Head Athletic Trainer: Josh Corbeil
Director of Media Relations: David Benner
Associate Director of Media Relations: Krissy Myers
Media Relations Assistant: Wes Kaminski

Home Court: Bankers Life Fieldhouse (17,923; 1999)
Founded: 1967-68; entered NBA - 1976-77
NBA Titles: None

2017-18 VS. PACERS

Tue., Oct. 24 @ MIN 7:00 p.m.
Sun., Dec. 31 @ IND 4:00 p.m.

2016-17 WOLVES VS. PACERS (1-1)

DATE	SITE	FINAL SCORE	WOLVES HIGH	PACERS HIGH	ATTENDANCE
01/26/17	Minnesota	L 103-109	Towns 33	George 32	14,862
03/28/17	Indiana	W 115-114	Towns 37	George 37	17,534

SERIES FACTS

OVERALL: 19-35 • HOME: 13-14 • ROAD: 6-21 • PRESEASON: 9-15

Biggest Wolves Win: 26 (101-75 - 03/09/11, Home)
Biggest Wolves Loss: 39 (75-114 - 04/16/95, Road)
Current Overall Streak: W1 Home: L3 Road: W1
Last Wolves Win: 115-114 @ Indiana, 03/28/17
Last Wolves Loss: 103-109 @ Minnesota, 01/26/17

GAME-BY-GAME

DATE	H/A	W/L	MIN-OPP	DATE	H/A	W/L	MIN-OPP	DATE	H/A	W/L	MIN-OPP
12/12/89	A	L	112-113*	11/16/01	A	W	120-113**	11/09/12	H	W	96-94
02/16/90	H	W	11-105	03/15/02	H	L	85-98	03/13/13	A	L	91-107
11/06/90	A	L	96-98	11/02/02	A	L	80-87	11/25/13	A	L	84-98
12/04/90	H	W	83-81	11/16/02	H	L	101-107	02/19/14	H	W	104-91
02/15/92	H	L	101-117	11/25/03	A	L	75-98	12/21/14	H	L	96-100
03/07/92	A	L	97-108	12/20/03	H	W	102-80	01/13/15	A	W	110-101
02/12/93	A	W	102-100	11/09/04	H	L	101-102	11/13/15	A	L	103-107
04/07/93	H	L	105-113	11/25/04	A	L	101-106	12/26/15	H	L	88-102
02/04/93	A	L	93-114	01/20/06	H	W	90-85	01/26/17	H	L	103-109
04/15/94	H	L	112-130	04/14/06	A	L	77-89	03/28/17	A	W	115-114
02/17/95	H	L	78-110	12/23/06	A	W	78-71				
04/16/95	A	L	75-114	03/13/07	H	W	86-81				
01/13/96	A	L	94-103	12/21/07	H	W	131-118				
03/29/96	H	W	93-91	03/21/08	A	L	113-124				
03/18/97	A	L	97-115	02/03/09	A	W	116-111				
04/06/97	H	L	83-94	02/20/09	H	L	105-112				
12/03/97	H	L	90-94	01/02/10	A	L	111-122				
04/02/98	A	L	108-111	01/08/10	H	W	116-109				
01/17/00	H	W	101-100	02/11/11	A	L	105-116				
03/31/00	A	L	85-109	03/09/11	H	W	101-75				
12/16/00	H	W	113-110*	02/01/12	H	L	99-109				
02/25/01	A	L	100-110	04/16/12	A	L	88-111				



Patrick Beverley

Owner: Steve Ballmer
President of Basketball Operations: Lawrence Frank
Head Coach: Glenn "Doc" Rivers
General Manager: Michael Winger
Assistant General Manager: Trent Redden, Mark Hughes
Assistant Coaches: Mike Woodson, Sam Cassell, Brendan O'Connor, Armond Hill, Patrick Sullivan, John Welch
Player Development: J.P. Clark
Director of Medical Services & Head Athletic Trainer: Jasen Powell
Chief Communications Officer: Chris Wallace
Director of Basketball Communications: Dennis Rogers
Basketball Communications Coordinator: Brandon Ehrlich

Home Court: STAPLES Center (19,060; 1999)
Founded: 1970-71 - Buffalo Braves; 1977-78 - San Diego Clippers; 1984-85 - Los Angeles Clippers
NBA Titles: None

2017-18 VS. CLIPPERS

Sun., Dec. 3	@ MIN	6:00 p.m.
Wed., Dec. 6	@ LAC	9:30 p.m.
Mon., Jan. 22	@ LAC	9:30 p.m.
Tue., Mar. 20	@ MIN	7:00 p.m.

2016-17 WOLVES VS. CLIPPERS (2-1)

DATE	SITE	FINAL SCORE	WOLVES HIGH	CLIPPERS HIGH	ATTENDANCE
11/12/16	Minnesota	L 105-119	Towns 24	Griffin 20	14,494
01/19/17	Los Angeles	W 104-101	Towns 37	Jordan 29	19,060
03/08/17	Minnesota	W 107-91	Towns 29	Jordan 20	14,933

SERIES FACTS

OVERALL: 51-57 • HOME: 30-24 • ROAD: 21-33 • PRESEASON: 0-0

Biggest Wolves Win: 31 (95-64 - 01/15/03, Road)
Biggest Wolves Loss: 26 (101-127 - 12/01/14, Road)
Current Overall Streak: W1 Home: W1 Road: W2
Last Wolves Win: 107-91 @ Minnesota, 03/08/17

GAME-BY-GAME

DATE	H/A	W/L	MIN-OPP	DATE	H/A	W/L	MIN-OPP	DATE	H/A	W/L	MIN-OPP
01/02/90	H	L	79-87	02/14/99	A	W	95-73	03/08/08	A	W	99-96
01/20/90	A	L	95-97	03/21/99	H	L	85-100	03/17/08	H	W	99-90
03/08/90	H	W	111-94	04/08/99	A	L	91-99	12/06/08	H	L	84-107
03/26/90	A	L	96-101*	05/01/99	H	W	103-93	01/19/09	A	W	94-86
12/02/90	A	L	77-102	11/17/99	H	L	85-89	04/07/09	A	W	87-77
12/11/90	H	W	101-95	01/21/00	A	W	95-89	11/02/09	A	L	90-93
02/15/91	A	L	107-124	02/24/00	H	W	116-91	11/23/09	A	L	87-91
03/02/91	H	L	102-104	04/06/00	A	W	112-90	12/16/09	H	L	95-120
12/07/91	A	L	87-101	12/09/00	H	W	85-73	01/29/10	H	W	111-97
12/21/91	H	L	87-100	12/20/00	A	L	96-103	11/17/10	H	W	113-111
04/07/92	H	L	108-115	01/12/01	H	W	95-89	12/20/10	A	L	90-113
04/16/92	A	L	93-96	04/13/01	A	L	105-111	01/19/11	A	L	111-126
12/18/92	A	L	95-103	11/28/01	A	L	75-94	02/16/11	H	L	90-98
01/18/93	H	L	93-94	01/15/02	H	W	97-83	01/20/12	A	W	101-98
03/12/93	A	L	93-117	03/11/02	H	L	99-108	02/28/12	A	W	109-97
03/14/93	H	L	107-124	04/13/02	A	W	101-98	03/05/12	H	W	95-94
12/10/93	H	W	109-108	12/07/02	A	L	88-104	04/12/12	H	L	82-95
12/17/93	A	W	105-90	01/15/03	A	W	95-64	11/28/12	A	L	95-101
01/29/94	A	L	93-103	01/24/03	H	W	88-85	01/17/13	H	L	77-90
04/06/94	H	W	110-100	04/11/03	H	W	106-90	01/30/13	H	L	90-96
12/03/94	A	W	103-95	11/22/03	H	W	103-91	04/10/13	A	L	95-111
12/26/94	H	W	82-81	12/07/03	A	W	96-94	11/11/13	A	L	107-109
03/06/95	A	L	88-101	02/10/04	H	W	96-84	11/20/13	H	L	98-102
03/19/95	H	W	96-93	03/27/04	A	W	98-82	12/22/13	A	L	116-120*
12/08/95	H	W	112-94	12/04/04	A	W	107-100*	03/31/14	H	L	104-114
01/11/96	A	L	89-109	12/17/04	H	W	113-86	12/01/14	A	L	101-127
03/20/96	A	L	96-110	02/24/05	A	L	86-92	03/02/15	H	L	105-110
03/31/96	H	L	107-110	03/27/05	H	W	89-85	03/09/15	A	L	76-89
11/10/96	A	L	70-81	11/05/05	A	L	99-100*	11/29/15	A	L	99-107
11/23/96	H	W	98-96	11/07/05	H	W	93-78	12/07/15	H	L	106-110
01/11/97	H	W	95-93	11/29/05	H	L	84-93	02/03/16	A	W	108-102
04/10/97	A	W	108-96	03/13/06	A	L	87-95	03/30/16	H	L	79-99
12/20/97	H	W	92-91	11/25/06	H	W	104-96	11/12/16	H	L	105-119
01/19/98	H	W	117-109	01/10/07	H	L	91-92	01/19/17	A	W	104-101
03/27/98	A	W	100-98	01/27/07	A	W	101-87	03/08/17	H	W	107-91
04/13/98	A	W	107-88	12/31/07	A	L	82-91				
				02/01/08	H	W	104-83				



Brook Lopez

CEO & Controlling Owner: Jeanie Buss
President, Business Operations & COO: Tim Harris
President, Basketball Operations: Earvin "Magic" Johnson
General Manager: Rob Pelinka
Head Coach: Luke Walton
Associate Head Coach: Brian Shaw
Assistant Coaches: Jesse Murmuys, Brian Keefe, Mark Madsen, Jud Buechler, Miles Simon
Head Athletic Trainer: Marco Nunez
Director, Media Relations: Alison Bogli
Senior Manager, Media Relations: Ta'Nisha Cooper
Manager, Media Relations: Will Patterson
Coordinator, Media Relations: T.C. Greene
Assistant, Media Relations: Matt Fleer

Home Court: STAPLES Center (18,997; 1999)
Founded: 1948-49 - Minneapolis Lakers; 1960-61 - Los Angeles Lakers
NBA Titles: 16 (1948-49, 1949-50, 1951-52, 1952-53, 1954-55, 1971-72, 1979-80, 1981-82, 1984-85, 1986-87, 1987-88, 1999-00, 2000-01, 2001-02, 2008-09, 2009-10)

2017-18 VS. LAKERS

Mon., Dec. 25	@ LAL	9:30 p.m.
Mon., Jan. 1	@ MIN	7:00 p.m.
Thu., Feb. 15	@ MIN	8:00 p.m.
Fri., Apr. 6	@ LAL	9:30 p.m.

2016-17 WOLVES VS. LAKERS (2-2)

DATE	SITE	FINAL SCORE	WOLVES HIGH	LAKERS HIGH	ATTENDANCE
11/13/16	Minnesota	W 125-99	Wiggins 47	Williams 17	14,432
03/24/17	Los Angeles	L 119-130 (OT)	Wiggins 36	Clarkson 35	18,997
03/30/17	Minnesota	W 119-104	Rubio 33	Clarkson 18	18,179
04/09/17	Los Angeles	L 109-110	Wiggins 41	Ennis 20	18,997

SERIES FACTS

OVERALL: 29-77 • HOME: 20-33 • ROAD: 9-44 • PLAYOFFS: 4-8 • PRESEASON: 1-2

Biggest Wolves Win: 36 (143-107 - 03/28/14, Home)

Biggest Wolves Loss: 33 (81-114 - 02/09/00, Road)


Current Overall Streak: L1 Home: W3 Road: L3

Last Wolves Win: 119-104 @ Minnesota, 03/30/17

Last Wolves Loss: 109-110 @ Los Angeles, 04/09/17

GAME-BY-GAME

DATE	H/A	W/L	MIN-OPP	DATE	H/A	W/L	MIN-OPP	DATE	H/A	W/L	MIN-OPP
12/20/89	H	L	97-106*	02/11/99	H	W	86-75	12/04/07	H	L	95-116
03/04/90	A	L	96-115	03/16/99	H	L	101-107	02/13/08	H	L	92-117
03/17/90	H	L	99-101	04/09/99	A	L	89-96				
04/19/90	A	L	89-113					12/14/08	A	L	86-97
				12/17/99	H	L	88-97	01/30/09	H	L	119-132
12/06/90	H	L	73-83	01/15/00	H	L	91-104	02/22/09	H	L	108-111
12/23/90	A	L	94-118	02/09/00	A	L	81-114	03/06/09	A	L	90-110
02/13/91	A	L	106-120	04/16/00	A	L	95-101				
03/05/91	H	W	94-85					12/11/09	A	L	92-104
				11/24/00	A	L	108-115	03/19/10	A	L	96-104
11/10/91	A	L	86-96	01/31/01	H	W	96-83	04/09/10	H	L	88-97
12/19/91	H	W	93-85	04/08/01	H	L	99-104				
02/11/92	H	L	108-116	04/12/01	A	L	102-119	11/09/10	A	L	94-99
03/20/92	A	L	121-131					11/19/10	H	L	95-112
				12/01/01	A	L	76-102	03/01/11	H	L	79-90
12/06/92	A	L	85-107	01/11/02	H	W	120-102	03/18/11	A	L	98-106
01/06/93	H	L	78-98	02/27/02	H	W	112-101				
03/31/93	A	W	126-113	04/11/02	A	L	83-96	01/29/12	H	L	101-106
04/20/93	H	L	95-107					02/29/12	A	L	85-104
				12/01/02	A	W	110-107	03/09/12	H	L	102-105
11/27/93	H	L	92-96	12/17/02	H	W	96-80	03/16/12	A	L	92-97
12/05/93	A	W	101-99	03/07/03	A	L	96-106				
03/13/94	H	L	88-90	03/14/03	H	L	99-106	02/01/13	H	L	100-111
03/29/94	A	L	89-91					02/28/13	A	L	94-116
				01/06/04	H	W	106-90	03/27/13	H	L	117-120
11/09/94	H	L	99-122	01/30/04	A	W	97-84				
12/20/94	A	L	95-108	03/12/04	H	W	96-86	11/10/13	A	W	113-90
03/05/95	A	L	102-105	03/26/04	A	L	73-90	12/20/13	A	L	91-104
03/10/95	H	W	109-103					02/04/14	H	W	109-99
				01/10/05	H	L	96-105	03/28/14	H	W	143-107
11/07/95	H	W	93-92	01/19/05	A	L	90-93				
01/09/96	A	L	104-106	03/31/05	A	W	105-96	11/28/14	A	W	120-119
04/10/96	H	L	90-111					12/14/14	H	L	94-100
04/20/96	A	L	82-106	11/09/05	H	W	88-74	03/25/15	H	L	99-101*
				12/02/05	A	W	113-108	04/10/15	A	L	98-106
11/03/96	A	L	85-91	12/10/05	H	W	95-82				
12/08/96	A	L	86-110	03/15/06	A	L	89-92	10/28/15	A	W	112-111
12/21/96	H	W	103-88					12/09/15	H	W	123-122*
02/12/97	H	L	84-100	11/07/06	A	L	88-95	02/02/16	A	L	115-119
				12/20/06	H	L	94-111				
11/19/97	A	L	93-118	03/06/07	H	W	117-107**	11/13/16	H	W	125-99
12/16/97	H	L	96-109	03/18/07	A	L	102-109	03/24/17	A	L	119-130*
01/30/98	A	L	114-121					03/30/17	H	W	119-104
02/27/98	H	L	91-104	11/09/07	A	L	93-107	04/09/17	A	L	109-110



Marc Gasol

Controlling Owner: Robert J. Pera
Director: Joseph Abadi
General Manager: Chris Wallace
Executive Vice President of Basketball Operations: John Hollinger
Executive Vice President of Player Personnel: Ed Stefanski
Head Coach: David Fizdale
Associate Head Coach: J.B. Bickerstaff
Assistant Coaches: Keith Smart, Bob Bender, Nick Van Exel, Adam Mazarei
Medical Director: Allen Gruver
Head Athletic Trainer: Jim Scholler
Director of Communications and Publications: Jason Wallace
Manager of Communications and Publications: Ross Wooden
Coordinator of Communications and Publications: Maggie Yang
Coordinator of Communications and Publications: Geoff Langham

Home Court: FedExForum (17,794; 2004)
Founded: 1995-96 - Vancouver Grizzlies; 2001-02 - Memphis Grizzlies
NBA Titles: None

2017-18 VS. GRIZZLIES

Mon., Dec. 4 @ MEM 7:00 p.m.
Mon., Mar. 26 @ MIN 7:00 p.m.
Mon., Apr. 9 @ MIN 7:00 p.m.

2016-17 WOLVES VS. GRIZZLIES (1-3)

DATE	SITE	FINAL SCORE	WOLVES HIGH	GRIZZLIES HIGH	ATTENDANCE
10/26/16	Memphis	L 98-102	Wiggins 25	Conley 24	18,119
11/01/16	Minnesota	W 116-80	LaVine 31	Davis 17	14,774
11/19/16	Memphis	L 71-93	LaVine 22	Green 19	17,112
02/04/17	Minnesota	L 99-107	Towns 27	Green 29	15,081

SERIES FACTS

OVERALL: 46-38 • HOME: 26-16 • ROAD: 20-22 • PRESEASON: 4-2

Biggest Wolves Win: 31 (113-82 - 11/27/99, Home)
Biggest Wolves Loss: 29 (80-109 - 12/01/07, Road)
Current Overall Streak: L2 Home: L1 Road: L1
Last Wolves Win: 116-80 @ Minnesota, 11/01/16
Last Wolves Loss: 99-107 @ Minnesota, 02/04/17

GAME-BY-GAME

DATE	H/A	W/L	MIN-OPP	DATE	H/A	W/L	MIN-OPP	DATE	H/A	W/L	MIN-OPP
11/05/95	A	L	98-100*	11/19/02	H	W	110-106*	10/30/10	A	L	89-109
11/28/95	H	W	121-98	03/18/03	H	W	96-80	02/02/11	H	L	84-102
03/17/96	H	W	90-85	04/16/03	A	W	95-87	02/23/11	H	L	95-104
04/03/96	A	L	103-105					04/02/11	A	L	89-106
				11/28/03	A	W	102-98				
01/23/97	A	W	95-76	02/08/04	H	L	98-99	01/04/12	A	L	86-90
02/06/97	H	W	103-86	04/04/04	H	W	90-82	02/08/12	H	L	80-85
02/19/97	A	W	84-73	04/14/04	A	W	107-90	03/27/12	H	L	86-93
03/19/97	H	W	95-72					04/17/12	A	L	84-91
				11/26/04	H	W	115-90				
11/07/97	A	W	108-97	01/01/05	H	L	95-104	02/10/13	A	L	88-105
11/29/97	H	W	106-87	02/08/05	A	L	96-108	03/18/13	A	L	77-92
01/29/98	A	W	112-106	03/18/05	A	L	83-88	03/30/13	H	L	86-99
03/21/98	H	W	102-88								
				01/25/06	A	L	87-107	12/15/13	A	W	101-93
02/19/99	H	W	115-96	02/26/06	H	W	105-99	01/31/14	H	L	90-94
03/04/99	A	W	102-93	04/11/06	A	L	76-92	03/24/14	A	L	92-109
03/18/99	A	L	81-86	04/19/06	H	L	92-102**	04/02/14	H	W	102-88
04/16/99	H	W	89-75								
				01/12/07	A	W	116-110	10/29/14	A	L	101-105
11/21/99	A	W	105-81	02/09/07	A	L	97-105*	02/06/15	H	W	90-89
11/27/99	H	W	113-82	04/18/07	H	L	94-116	02/28/15	H	L	97-101
02/18/00	H	W	103-91								
04/14/00	A	W	104-94**	12/01/07	A	L	80-109	11/15/15	H	L	106-114
				03/19/08	H	W	98-94	01/23/16	H	W	106-101
11/22/00	H	W	101-100	04/06/08	H	L	101-113	02/19/16	A	L	104-109
01/21/01	A	W	96-94	04/12/08	A	W	114-105	03/16/16	A	W	114-108
02/18/01	H	L	102-110								
04/10/01	A	W	104-91	12/29/08	H	W	108-98*	10/26/16	A	L	98-102
				01/06/09	A	W	94-87	11/01/16	H	W	116-80
11/02/01	H	W	111-102	03/11/09	H	W	104-79	11/19/16	A	L	71-93
12/06/01	A	W	105-80					02/04/17	H	L	99-107
03/21/02	A	W	95-93	11/14/09	A	L	87-97				
04/03/02	H	W	92-81	12/02/09	H	L	95-97				
				01/15/10	A	L	110-135				
11/15/02	A	W	99-95	02/06/10	H	W	109-102				

* Franchise based in Vancouver from 1995-96 through 2000-01



Goran Dragic

Managing General Partner: Micky Arison
Chief Executive Officer: Nick Arison
President: Pat Riley
Senior Vice President, Basketball Operations/General Manager: Andy Elisburg
Head Coach: Erik Spoelstra
Assistant Coaches: Dan Craig, Juwan Howard
Assistant Coach/Director of Player Development: Chris Quinn
Assistant Coach/Player Development: Octavio de la Grana
Head Athletic Trainer: Jay Sabol
Vice President, Sports Media Relations: Tim Donovan
Senior Director of Sports Media Relations: Rob Wilson
Director of Sports Media Relations: Michael Lissack
Sports Media Relations Manager: Nick Maiorana

Home Court: AmericanAirlines Arena (19,600; 2000)
Founded: 1988-89
NBA Titles: Three (2005-06, 2011-12, 2012-13)

2017-18 VS. HEAT

Mon., Oct. 30 @ MIA 6:30 p.m.
Fri., Nov. 24 @ MIN 7:00 p.m.

2016-17 WOLVES VS. HEAT (0-2)

DATE	SITE	FINAL SCORE	WOLVES HIGH	HEAT HIGH	ATTENDANCE
02/06/17	Minnesota	L 113-115	Towns 35	Dragic 33	12,502
03/17/17	Miami	L 105-123	Towns 31	Whiteside 23	19,600

SERIES FACTS

OVERALL: 22-32 • HOME: 13-15 • ROAD: 9-17 • PRESEASON: 9-2

Biggest Wolves Win: 17 (94-77 - 03/12/01, Home; 108-91 - 03/25/03, Home)

Biggest Wolves Loss: 41 (72-113 - 03/05/96, Road)

Current Overall Streak: L2 Home: L2 Road: L1

Last Wolves Win: 103-91 @ Miami, 11/17/15

Last Wolves Loss: 105-123 @ Miami, 03/17/17

GAME-BY-GAME

DATE	H/A	W/L	MIN-OPP	DATE	H/A	W/L	MIN-OPP	DATE	H/A	W/L	MIN-OPP
11/29/89	A	W	105-100	11/20/01	A	W	80-73	03/04/13	H	L	81-97
12/15/89	H	L	84-95	02/17/02	H	W	93-80				
								12/07/13	H	L	82-103
01/11/91	A	W	108-107	03/25/03	H	W	108-91	04/04/14	A	W	122-121**
03/17/91	H	W	90-87	03/28/03	A	L	84-111				
								11/08/14	A	L	92-102
01/20/92	A	L	106-121	11/08/03	A	W	88-79	02/04/15	H	W	102-101
03/25/92	H	L	97-105	01/10/04	H	W	83-77				
								11/05/15	H	L	84-96
02/10/93	H	L	90-101	11/16/04	H	W	108-97	11/17/15	A	W	103-91
02/28/93	A	L	93-105	03/10/05	A	L	90-107				
								02/06/17	H	L	113-115
03/02/94	H	L	100-108*	01/01/06	A	L	70-97	03/17/17	A	L	105-123
04/19/94	A	L	99-126	03/21/06	H	W	100-96				
01/05/95	A	L	91-114	03/09/07	A	L	91-105				
02/26/95	H	W	106-99	03/30/07	H	L	77-92				
03/03/96	H	W	89-87	12/17/07	A	L	87-91				
03/05/96	A	L	72-113	01/08/08	H	W	101-91				
03/23/97	H	L	108-113	01/13/09	H	L	96-99				
04/14/97	A	W	95-87	02/18/09	A	W	111-104				
02/17/98	A	L	84-110								
04/07/98	H	W	92-89	02/23/10	A	W	91-88				
				04/03/10	H	L	84-97				
03/26/99	H	W	100-93								
12/28/99	A	L	78-89	11/02/10	A	L	97-129				
01/11/00	H	L	106-116	04/01/11	H	L	92-111				
				12/30/11	H	L	101-103				
03/09/01	A	L	79-86								
03/12/01	H	W	94-77	12/18/12	A	L	92-103				



Giannis Antetokounmpo

Owners: Wes Edens, Marc Lasry, Jamie Dinan & Mike Fascitelli
General Manager: Jon Horst
Assistant General Manager: Milt Newton
Head Coach: Jason Kidd
Assistant Coaches: Joe Prunty, Eric Hughes, Greg Foster, Sean Sweeney, Stacey Augmon, Frank Johnson, Josh Broghamer
Head Athletic Trainer: Scott Faust
Senior Vice President of Communications and Broadcast: Barry Baum
Vice President of Communications: Dan Smyczek
Communications Assistant: Eric Kohlbeck

Home Court: BMO Harris Bradley Center (18,717, 1988)
Founded: 1968-69
NBA Titles: One (1970-71)

2017-18 VS. BUCKS

Thu., Dec. 28 @ MIL 7:00 p.m.
Thu., Feb. 1 @ MIN 7:00 p.m.

2016-17 WOLVES VS. BUCKS (1-1)

DATE	SITE	FINAL SCORE	WOLVES HIGH	BUCKS HIGH	ATTENDANCE
12/30/16	Minnesota	W 116-99	Wiggins 31	Antetokounmpo 25	17,779
03/11/17	Milwaukee	L 95-102	Towns 35	Snell 19	18,717

SERIES FACTS

OVERALL: 30-24 • HOME: 18-9 • ROAD: 12-15 • PRESEASON: 29-22

Biggest Wolves Win: 27 (109-82 - 03/19/00, Home)
Biggest Wolves Loss: 33 (94-127 - 01/23/10, Road)
Current Overall Streak: L1 Home: W1 Road: L3
Last Wolves Win: 116-99 @ Minnesota, 12/30/16
Last Wolves Loss: 95-102 @ Milwaukee, 03/11/17

GAME-BY-GAME

DATE	H/A	W/L	MIN-OPP	DATE	H/A	W/L	MIN-OPP	DATE	H/A	W/L	MIN-OPP
12/23/89	H	L	90-94	11/11/00	A	W	103-92	12/27/11	A	L	95-98
12/30/89	A	L	99-109	01/29/01	H	W	99-96				
								11/30/12	H	W	95-85
11/03/90	A	L	93-111	11/10/01	A	W	98-82	04/03/13	A	W	107-98
04/19/91	H	W	109-91	01/02/02	H	W	95-77				
								12/28/13	A	W	117-95
12/14/91	A	L	92-103	11/07/02	H	W	114-110	03/11/14	H	W	112-101
01/02/92	H	L	91-92	02/24/03	A	W	117-114				
								11/26/14	H	L	86-103
01/05/93	A	L	100-114	10/29/03	H	W	95-89	01/09/15	A	L	84-98
01/30/93	H	W	91-82	02/24/04	A	W	108-102				
								01/02/16	H	L	85-95
11/16/93	A	W	102-98	02/01/05	A	L	86-91	03/04/16	A	L	101-116
02/15/94	H	W	97-90	03/04/05	H	W	103-97				
								12/30/16	H	W	116-99
02/08/95	A	L	93-100	11/25/05	H	W	99-91	03/11/17	A	L	95-102
04/14/95	H	W	104-100*	01/10/06	A	L	92-95				
11/26/95	A	W	105-102	12/16/06	A	L	104-108				
12/27/95	H	L	93-99*	12/22/06	H	L	107-113				
01/04/97	A	W	97-91	12/15/07	A	L	92-95				
04/18/97	H	W	122-112	04/16/08	H	W	110-101*				
02/01/98	H	L	110-118	01/10/09	H	W	106-104				
04/18/98	A	W	111-109	01/26/09	A	W	90-83				
03/28/99	H	L	85-94	11/06/09	H	L	72-87				
				01/23/10	A	L	94-127				
03/04/00	A	W	91-84								
03/19/00	H	W	109-82	10/29/10	H	W	96-85				
				02/22/11	A	L	88-94				



DeMarcus Cousins

Owner: Tom Benson
Executive Officer: Gayle Benson
President: Dennis Lauscha
Executive Vice President: Mickey Loomis
General Manager: Dell Demps
Head Coach: Alvin Gentry
Associate Head Coach: Darren Erman
Assistant Coaches: Chris Finch, Fred Vinson, Kevin Hanson, Jamelle McMillan, Elvis Valcarcel
Head Athletic Trainer: Duane Brooks
Sr. VP of Communications/Broadcasting: Greg Bensel
Dir. of Basketball Communications: Matt Ryan
Basketball Communications Manager: Will McClaran
Basketball Communications & Broadcasting Coordinator: Chris Trahan
Corporate Communications Coordinator: Jordy Spitalo

Home Court: Smoothie King Center (16,867; 2002)
Founded: 2002-03 - New Orleans Hornets
NBA Titles: None

2017-18 VS. PELICANS

Wed., Nov. 1	@ NOP	7:00 p.m.
Wed., Nov. 29	@ NOP	7:00 p.m.
Sat., Jan. 6	@ MIN	8:00 p.m.
Sat., Feb. 3	@ MIN	8:00 p.m.

2016-17 WOLVES VS. PELICANS (0-3)

DATE	SITE	FINAL SCORE	WOLVES HIGH	PELICANS HIGH	ATTENDANCE
11/23/16	New Orleans	L 96-117	LaVine 26	Davis 45	15,555
02/10/17	Minnesota	L 106-122	Towns 36	Davis 42	16,093
03/19/17	New Orleans	L 109-123	Towns 33	Davis 28	16,111

SERIES FACTS

OVERALL: 21-29 • HOME: 12-13 • ROAD: 9-16 • PRESEASON: 0-0

Biggest Wolves Win: 35, (144-109 - 04/13/16, Home)

Biggest Wolves Loss: 48 (91-139 - 11/14/14, Road)

Current Overall Streak: L3 Home: L1 Road: L2


Last Wolves Win: 144-109 @ Minnesota, 04/13/16

Last Wolves Loss: 109-123 @ New Orleans, 03/19/17

GAME-BY-GAME

DATE	H/A	W/L	MIN-OPP	DATE	H/A	W/L	MIN-OPP	DATE	H/A	W/L	MIN-OPP
11/13/02	A	L	98-102	12/09/09	H	L	96-97	11/23/16	A	L	96-117
02/14/03	H	W	114-93	01/22/10	H	L	94-96	02/10/17	H	L	106-122
				04/11/10	A	L	86-114	03/19/17	A	L	109-123
01/13/04	A	W	94-89								
01/19/04	H	W	97-90	12/27/10	H	W	113-98				
				02/07/11	A	W	104-92				
11/06/04	H	W	99-92	02/25/11	H	L	81-95				
11/20/04	A	W	99-94								
03/23/05	H	W	107-102	01/13/12	A	W	87-80				
04/18/05	A	W	102-99	03/10/12	H	L	89-95				
				04/07/12	A	L	90-99				
11/23/05	A	L	80-84								
12/21/05	H	W	88-69	12/14/12	A	W	113-102				
02/11/06	H	L	94-100	01/11/13	A	L	92-104				
				02/02/13	H	W	115-86				
11/18/06	H	L	96-99	03/17/13	H	W	97-95				
11/24/06	A	W	86-79								
02/02/07	A	L	83-90	01/01/14	H	W	124-112				
04/07/07	H	L	94-96	01/29/14	H	W	88-77				
				02/07/14	A	L	91-98				
11/17/07	H	L	82-100								
11/26/07	A	W	103-94	11/14/14	A	L	91-139				
12/22/07	A	L	76-110	01/23/15	H	L	84-92				
04/09/08	H	L	90-122	03/29/15	A	L	88-110				
				04/13/15	H	L	88-100				
01/23/09	H	W	116-108								
02/08/09	A	L	97-101	01/19/16	A	L	99-114				
03/18/09	A	L	93-94	02/08/16	H	L	102-116				
				02/27/16	A	W	112-110				
12/04/09	A	L	89-98	04/13/16	H	W	144-109				

* Franchise based in Oklahoma City from 2005-06 through 2006-07



Kristaps Porzingis

Executive Chairman/Madison Square Garden: James L. Dolan
President: Steve Mills
General Manager: Scott Perry
Head Coach: Jeff Hornacek
Associate Head Coach: Kurt Rambis
Assistant Coaches: Howard Eisley, Corey Gaines, Jerry Sichting
Athletic Trainer: Roger Hinds
Vice President, Public Relations: Jonathan Supranowitz
Director, Media Relations: Gregg Schwartz

Home Court: Madison Square Garden (19,812; 1968)
Founded: 1946-47
NBA Titles: Two (1969-70, 1972-73)

2017-18 VS. KNICKS

Fri., Jan. 12 @ MIN 7:00 p.m.
Fri., Mar. 23 @ NYK 6:30 p.m.

2016-17 WOLVES VS. KNICKS (0-2)

DATE	SITE	FINAL SCORE	WOLVES HIGH	KNICKS HIGH	ATTENDANCE
11/30/16	Minnesota	L 104-106	Towns 47	Porzingis 29	13,987

SERIES FACTS

OVERALL: 22-32 • HOME: 13-14 • ROAD: 9-18 • PRESEASON: 3-1

Biggest Wolves Win: 21, 3X MR: (114-93 - 03/22/08, Home)

Biggest Wolves Loss: 27 (105-132 - 01/26/10, Road)

Current Overall Streak: L4 Home: L2 Road: L2

Last Wolves Win: 95-92* @ New York, 03/19/15

Last Wolves Loss: 114-118 @ New York, 12/02/16

GAME-BY-GAME

DATE	H/A	W/L	MIN-OPP	DATE	H/A	W/L	MIN-OPP	DATE	H/A	W/L	MIN-OPP
11/18/89	A	L	96-111	12/30/00	H	L	79-88	02/11/12	H	L	98-100
03/15/90	H	W	102-82								
12/13/90	H	L	76-87	11/06/01	H	W	104-94	12/23/12	A	L	91-94
01/16/91	A	W	93-89	03/29/02	A	W	98-77	02/08/13	H	L	94-100
12/23/91	H	L	91-97	11/24/02	A	W	106-88	11/03/13	A	W	109-100
02/29/92	A	L	87-103	03/02/03	H	W	99-90	03/05/14	H	L	106-118
11/25/92	H	L	78-99	11/26/03	H	L	92-97	11/19/14	H	W	115-99
02/23/93	A	L	91-95	12/23/03	A	W	98-92	03/19/15	A	W	95-92*
				DATE	H/A	W/L	MIN-OPP	12/16/15	A	L	102-107
01/17/94	A	L	94-106	11/03/04	H	W	99-93	02/20/16	H	L	95-103
03/24/94	H	L	106-123	12/29/04	A	L	87-100				
								11/30/16	H	L	104-106
12/30/94	H	L	81-90	01/16/06	A	W	96-90	12/02/16	A	L	114-118
01/08/95	A	L	87-102	03/26/06	H	W	98-94				
01/27/96	A	L	95-104	11/22/06	H	W	107-89				
03/13/96	H	L	82-106	04/06/07	A	W	99-94				
11/16/96	A	L	79-82	11/04/07	A	L	93-97				
12/26/96	H	W	88-80	03/22/08	H	W	114-93				
12/11/97	A	L	103-107	12/26/08	A	W	120-107				
02/04/98	H	W	95-88	03/13/09	H	L	94-102				
02/25/99	A	L	113-115*	01/26/10	A	L	105-132				
				01/31/10	H	W	112-91				
11/11/99	H	W	93-90								
02/16/00	A	L	89-93	11/12/10	H	W	112-103				
				12/06/10	A	L	114-121				
12/02/00	A	L	90-100								



Paul George

Chairman: Clayton I. Bennett
Executive Vice President and General Manager: Sam Presti
Assistant General Manager/Vice President: Troy Weaver
Head Coach: Billy Donovan
Assistant Coaches: Mark Bryant, Vin Bhavnani, Maurice Cheeks, Adrian Griffin, Royal Ivey, Darko Rajakovic
Quality Control Coach: Billy Schmidt
Director of Medical Services: Dr. Donnie Strack
Head Athletic Trainer: Joe Sharpe
Athletic Performance Specialist: Andrew Paul
Director of Team Operations: Marc St. Yves
Director of Basketball Communications: Matt Tumbleson
Manager of Basketball Communications: John Read

Home Court: Chesapeake Energy Arena (18,203)
Founded: 1967-68 - Seattle SuperSonics; 2008-09 Oklahoma City Thunder
NBA Titles: One (1978-79)

2017-18 VS. THUNDER

Sun., Oct. 22	@ OKC	6:00 p.m.
Fri., Oct. 27	@ MIN	7:00 p.m.
Fri., Dec. 1	@ OKC	7:00 p.m.
Wed., Jan. 10	@ MIN	7:00 p.m.

2016-17 WOLVES VS. THUNDER (1-3)

DATE	SITE	FINAL SCORE	WOLVES HIGH	THUNDER HIGH	ATTENDANCE
11/05/16	Oklahoma City	L 92-112	Towns 33	Westbrook 28	18,203
12/25/16	Oklahoma City	L 100-112	Towns 26	Westbrook 31	18,203
01/13/17	Minnesota	W 96-86	Towns 29	Kanter/Westbrook 21	16,644
04/11/17	Minnesota	L 98-100	Towns 26	Oladipo 20	19,356

SERIES FACTS

OVERALL: 30-80 • HOME: 20-35 • ROAD: 10-45 • PLAYOFFS: 2-3 • PRESEASON: 2-3

Biggest Wolves Win: 42 (129-87 - 01/07/09, Home)

Biggest Wolves Loss: 37 (87-124 - 12/05/92, Road; 93-130 - 02/14/96, Road)

Current Overall Streak: L1 Home: L1 Road: L2

Last Wolves Win: 96-86 @ Minnesota, 01/13/17

Last Wolves Loss: 98-100 @ Minnesota, 04/11/17

GAME-BY-GAME

DATE	H/A	W/L	MIN-OPP	DATE	H/A	W/L	MIN-OPP	DATE	H/A	W/L	MIN-OPP
11/03/89	A	L	94-106	03/09/99	H	W	85-84	03/14/08	A	W	121-116
11/12/89	H	L	97-108	04/21/99	A	L	105-119	11/02/08	A	L	85-88
01/31/90	H	W	110-82					11/28/08	A	W	105-103
03/02/90	A	L	83-99	12/08/99	A	L	94-110	01/07/09	H	W	129-87
				12/23/99	H	W	109-102	03/22/09	H	L	90-97
12/30/90	H	W	126-106	03/05/00	H	W	105-100*				
03/07/91	H	L	86-91	04/12/00	A	L	83-110	01/20/10	H	L	92-94
03/15/91	A	W	100-96*					02/21/10	H	L	107-109
03/29/91	A	L	107-117	01/04/01	H	W	105-92	02/26/10	A	L	92-109
				01/19/01	A	W	98-93	04/04/10	A	L	108-116
11/17/91	H	L	91-101	03/04/01	H	W	119-111*				
12/06/91	A	L	94-96	03/28/01	A	L	93-94	11/22/10	A	L	107-117
02/24/92	H	L	91-106					12/08/10	H	L	103-111
04/12/92	A	L	116-126	11/27/01	A	L	102-112	01/26/11	H	L	117-118*
				12/04/01	H	W	108-83	03/25/11	A	L	103-111
12/05/92	A	L	87-124	01/09/02	H	W	111-106				
01/08/93	H	L	93-98	03/05/02	A	L	83-97	12/26/11	H	L	100-104
02/24/93	H	L	77-89					03/23/12	A	L	140-149**
04/13/93	A	L	95-129	01/22/03	H	W	96-91	04/14/12	H	L	110-115
				03/04/03	A	L	83-92				
11/26/93	H	L	92-110	04/02/03	H	W	91-86	12/20/12	H	W	99-93
12/04/93	A	L	82-99	04/09/03	A	L	92-100	01/09/13	A	L	84-106
03/17/94	H	L	92-107					02/22/13	A	L	111-127
03/26/94	A	L	93-113	11/11/03	H	L	87-89	03/29/13	H	W	101-93
				12/27/03	A	W	104-86				
01/19/95	H	L	87-102	03/09/04	A	W	105-92	11/01/13	H	W	100-81
02/22/95	A	L	104-120	03/31/04	H	W	90-83	12/01/13	A	L	103-113
03/08/95	H	L	104-118					01/04/14	H	L	111-115
03/29/95	A	L	92-109	11/23/04	H	L	92-103	02/05/14	A	L	97-106
				01/21/05	A	W	112-107				
11/22/95	H	L	97-106	02/25/05	A	L	88-98	12/12/14	H	L	92-111
02/14/96	A	L	93-130	04/17/05	H	L	94-109	01/26/15	A	L	84-92
03/08/96	H	L	112-132					03/13/15	A	L	99-113
04/19/96	A	L	86-94	11/04/05	A	L	102-107*	04/15/15	H	L	113-138
				12/28/05	H	W	108-95				
11/27/96	H	L	98-106	02/15/06	H	W	102-92	01/12/16	H	L	96-101
12/05/96	A	L	86-117	03/10/06	A	L	96-107	01/15/16	A	L	93-113
03/13/97	H	L	92-108					01/27/16	H	L	123-126
03/28/97	A	L	81-92	12/29/06	H	W	101-82	03/11/16	A	W	99-96
				01/26/07	A	L	100-102				
12/09/97	H	L	99-108	03/23/07	A	L	82-85	11/05/16	A	L	92-112
12/23/97	A	W	112-103	03/27/07	H	L	106-114	12/25/16	A	L	100-112
03/08/98	H	L	98-99*					01/13/17	H	W	96-86
03/14/98	A	L	80-114	12/14/07	H	L	88-99	04/11/17	H	L	98-100
				12/29/07	A	L	90-109				
03/07/99	A	W	88-77	03/02/08	H	L	108-111*				

* Franchise based in Seattle from 1967-68 through 2007-08



Evan Fournier

Senior Chairman: Rich DeVos
Chairman/Governor: Dan DeVos
Chief Executive Officer/Alternate Governor: Alex Martins
President of Basketball Operations: Jeff Weltman
General Manager: John Hammond
Assistant General Manager/Basketball Strategy: Pete D'Alessandro
Assistant General Manager/Basketball Operations: Matt Lloyd
Head Coach: Frank Vogel
Assistant Coaches: Chad Forcier, Corliss Williamson, Jay Hernandez, Matt Hill
Athletic Trainer: Keon Weise
Chief Communications Officer: Joel Glass
Director of Communications: George Galante
Director of Corporate Communications: Trish Wingerson
Communications Manager: Melanie Curtsinger

Home Court: Amway Center (18,846; 2010)
Founded: 1989-90
NBA Titles: None

2017-18 VS. MAGIC

Wed., Nov. 22 @ MIN 7:00 p.m.
Tue., Jan. 16 @ ORL 6:00 p.m.

2016-17 WOLVES VS. MAGIC (2-0)

DATE	SITE	FINAL SCORE	WOLVES HIGH	MAGIC HIGH	ATTENDANCE
11/09/16	Orlando	W 123-107	LaVine 37	Vucevic 24	17,102
01/30/17	Minnesota	W 111-105 (OT)	Wiggins 27	Payton 21	11,124

SERIES FACTS

OVERALL: 20-35 • HOME: 13-14 • ROAD: 7-21 • PRESEASON: 1-1

Biggest Wolves Win: 29 (100-71 - 11/07/03, Road)
Biggest Wolves Loss: 42 (86-128 - 11/03/10, Road)
Current Overall Streak: W2 Home: W1 Road: W1
Last Wolves Win: 111-105 @ Minnesota, 01/30/17
Last Wolves Loss: 93-96* @ Minnesota, 12/01/15

GAME-BY-GAME

DATE	H/A	W/L	MIN-OPP	DATE	H/A	W/L	MIN-OPP	DATE	H/A	W/L	MIN-OPP
11/30/89	A	L	96-103	01/25/01	H	W	109-100	02/13/12	A	L	89-102
04/13/90	H	W	117-102	03/10/01	A	L	93-105				
								11/07/12	H	W	90-75
11/11/90	H	W	108-81	11/17/01	H	W	103-95	12/17/12	A	L	93-102
01/09/91	A	W	111-103	11/21/01	A	L	106-117				
								10/30/13	H	W	120-115*
02/07/91	A	L	103-108	11/01/02	H	W	111-105	04/05/14	A	L	92-100
02/22/91	H	L	101-103	03/27/03	A	L	107-110				
								11/07/14	A	L	103-112*
01/21/92	A	L	92-105	11/07/03	A	W	100-71	04/03/15	H	L	84-97
02/05/92	H	L	102-109	02/03/04	H	W	113-100				
								11/18/15	A	L	101-104*
03/02/93	A	L	89-108	01/12/05	H	L	80-87	12/01/15	H	L	93-96
04/09/93	H	L	92-95	03/11/05	A	W	101-96				
								11/09/16	A	W	123-107
01/14/94	H	W	96-92	12/30/05	A	L	87-107	01/30/17	H	W	111-105*
04/20/94	A	L	101-121	03/29/06	H	W	103-91				
01/06/95	A	L	99-121	11/11/06	H	L	98-109				
02/19/95	H	W	100-95	04/01/07	A	W	105-104*				
11/24/95	H	L	98-109	11/06/07	H	L	103-111				
12/20/95	A	L	100-107	04/11/08	A	W	102-101				
11/21/96	A	L	86-90	12/03/08	A	L	89-100				
02/14/97	H	W	104-100	12/27/08	H	L	94-118				
02/11/98	H	L	89-96	01/01/10	H	L	94-106				
02/18/98	A	L	102-115	03/26/10	A	L	97-106				
12/02/99	H	L	93-103	11/03/10	A	L	86-128				
12/27/99	A	W	107-105	01/15/11	H	L	99-108				



Joel Embiid

Managing General Partner: Josh Harris
Co-Managing General Partner: David Blitzer
Chief Executive Officer: Scott O'Neil
President of Basketball Operations: Bryan Colangelo
Head Coach: Brett Brown
Assistant Coaches: Jim O'Brien, Lloyd Pierce, Kevin Young, Billy Lange, John Townsend, Todd Wright
Vice President of Basketball Operations & Chief of Staff: Ned Cohen
Vice President, Player Personnel: Marc Eversley
Vice President, Analytics & Strategy: Alex Rucker
Vice President of Athlete Care: Dr. Daniel Medina
Head Athletic Trainer: Kevin Johnson
Public Relations: Dave Sholler, Patrick Rees, Lara Toscani Weems, Rob King, Zack Neiner

Home Court: Wells Fargo Center (20,328; 1996)
Founded: 1949-50 - Syracuse Nationals; 1963-64 - Philadelphia 76ers
NBA Titles: Three (1954-55, 1966-67, 1982-83)

2017-18 VS. SIXERS

Tue., Dec. 12 @ MIN 7:00 p.m.
Sat., Mar. 24 @ PHI 5:00 p.m.

2016-17 WOLVES VS. SIXERS (1-1)

DATE	SITE	FINAL SCORE	WOLVES HIGH	SIXERS HIGH	ATTENDANCE
11/17/16	Minnesota	W 110-86	Wiggins 35	Saric 16	16,866
01/03/17	Philadelphia	L 91-93	LaVine 28	Embiid 25	17,124

SERIES FACTS

OVERALL: 29-24 • HOME: 18-9 • ROAD: 11-15 • PRESEASON: 3-2

Biggest Wolves Win: 35 (119-84 - 12/08/04, Road)
Biggest Wolves Loss: 38 (71-109 - 11/25/94, Home)
Current Overall Streak: L1 Home: W2 Road: L3
Last Wolves Win: 110-86 @ Minnesota, 11/17/16
Last Wolves Loss: 91-93 @ Philadelphia, 01/03/17

GAME-BY-GAME

DATE	H/A	W/L	MIN-OPP	DATE	H/A	W/L	MIN-OPP	DATE	H/A	W/L	MIN-OPP
11/10/89	H	W	125-118*	12/18/02	A	L	94-99	12/03/14	H	L	77-85
04/12/90	A	L	77-110	02/02/03	H	W	99-91	01/30/15	A	L	94-103
02/03/91	H	W	110-102**	02/01/04	H	W	106-101	11/23/15	H	W	100-95
04/14/91	A	W	96-88	02/29/04	A	L	74-81	01/04/16	A	L	99-109
12/13/91	H	L	95-104	12/08/04	A	W	119-84	11/17/16	H	W	110-86
01/24/92	A	L	86-119	01/07/05	H	W	89-84	01/03/17	A	L	91-93
03/08/93	H	L	83-92	12/12/05	A	L	89-909*				
04/18/93	A	L	79-106	01/22/06	H	L	84-86				
03/15/94	H	W	96-87	12/03/06	A	W	95-84				
03/18/94	A	W	100-98	01/05/07	H	W	104-102*				
11/25/94	H	L	71-109	12/12/07	A	L	94-98				
02/15/95	A	W	101-97	02/19/08	H	W	104-88				
12/17/95	H	L	99-101	11/19/08	H	W	102-96				
03/06/96	A	W	103-90	03/25/09	A	L	88-96				
03/11/97	H	W	104-100								
03/14/97	A	L	95-109	01/18/10	H	W	108-103*				
				02/09/10	A	L	97-119				
12/17/97	A	W	94-90								
04/10/98	H	W	107-102	02/12/11	H	L	87-107				
				03/04/11	A	L	100-111				
01/09/00	A	W	123-112								
03/28/00	H	L	100-102	02/19/12	H	W	92-91				
11/09/00	H	L	82-84								
12/11/00	A	W	96-91*	12/04/12	A	W	105-88				
				02/20/13	H	W	94-87				
10/30/01	H	W	83-74	12/11/13	H	W	106-99				
01/30/02	A	L	91-96	01/06/14	A	W	126-95				



Devin Booker

Managing Partner: Robert Sarver
General Manager: Ryan McDonough
Vice President of Basketball Operations: James Jones
Assistant General Managers: Trevor Bukstein, Pat Connelly
Head Coach: Earl Watson
Associate Head Coach: Jay Triano
Assistant Coaches: Tyrone Corbin, Nate Bjorkgren, Marlon Garnett
Sr. Vice President of Athlete Health & Performance/Head Athletic Trainer: Aaron Nelson
Vice President, Basketball Communications: Julie Fie
Senior Manager, Basketball Communications: Cole Mickelson
Manager, Basketball Communications: DC Headley
Assistant to VP of Basketball Communications: Palmer Black
Vice President, Communications & Content: Casey Tagatz
Director, Public Relations: Carlos Manzanillo

Home Court: Talking Stick Resort Arena (18,055; 1992)
Founded: 1968-69
NBA Titles: None

2017-18 VS. SUNS

Sat. Nov. 11	@ PHX	8:00 p.m.
Sun., Nov. 26	@ MIN	2:30 p.m.
Sat., Dec. 16	@ MIN	7:00 p.m.
Sat., Dec. 23	@ PHX	8:00 p.m.

2016-17 WOLVES VS. SUNS (3-0)

DATE	SITE	FINAL SCORE	WOLVES HIGH	SUNS HIGH	ATTENDANCE
11/25/16	Phoenix	W 98-85	Wiggins 25	Bledsoe 23	16,728
12/19/16	Minnesota	W 115-108	Towns 28	Bledsoe 27	12,008
01/24/17	Phoenix	W 112-111	Wiggins 31	Booker 26	17,241

SERIES FACTS

OVERALL: 38-67 • HOME: 22-29 • ROAD: 16-38 • PRESEASON: 1-2

Biggest Wolves Win: 31 (117-86 - 03/22/13, Road)
Biggest Wolves Loss: 38 (114-152 - 03/16/10, Road)
Current Overall Streak: W4 Home: W3 Road: W2
Last Wolves Win: 112-111 @ Phoenix, 01/24/17
Last Wolves Loss: 104-107 @ Phoenix, 03/14/16

GAME-BY-GAME

DATE	H/A	W/L	MIN-OPP	DATE	H/A	W/L	MIN-OPP	DATE	H/A	W/L	MIN-OPP
12/29/89	H	L	101-118	04/07/99	A	L	82-90	12/08/07	H	W	100-93
01/18/90	A	L	96-113	04/28/99	H	W	97-92	01/18/08	A	L	95-115
03/10/90	H	L	98-101*	05/05/99	A	L	96-100	01/23/08	H	W	117-107
03/23/90	A	L	99-120					04/04/08	A	L	88-117
				11/13/99	H	W	111-100				
12/19/90	A	L	96-112	02/10/00	A	L	85-101	11/26/08	H	L	102-110
01/07/91	H	L	106-119	03/14/00	A	L	100-107	01/16/09	A	W	105-103
03/10/91	H	L	109-123	04/02/00	H	L	86-87	04/11/09	H	L	97-110
03/26/91	A	L	95-117								
				01/07/01	A	W	108-88	11/01/09	A	L	112-120
12/03/91	H	L	95-101	01/23/01	H	W	82-73	11/27/09	H	L	84-107
01/13/92	A	L	111-131	02/17/01	A	L	96-104	03/16/10	A	L	114-152
03/15/92	H	L	113-118	04/06/01	H	W	101-88	03/28/10	H	L	105-111
03/21/92	A	L	105-121								
				01/18/02	A	L	100-103*	12/15/10	A	L	122-128
11/14/92	H	L	101-108	02/13/02	H	W	107-92	04/06/11	H	L	98-108
01/27/93	H	L	116-117*	03/08/02	A	L	76-81	04/11/11	A	L	127-135*
02/03/93	A	L	102-122	04/06/02	H	W	108-104				
04/14/93	A	L	84-98					03/01/12	A	L	95-104
				12/30/02	H	W	104-98	03/12/12	A	W	127-124
01/07/94	H	L	103-110	02/23/03	H	W	99-97	04/09/12	H	L	90-114
02/09/94	A	L	106-111	03/09/03	A	W	105-98				
02/24/94	H	L	101-120	04/05/03	A	L	94-111	12/29/12	H	W	111-107
03/04/94	A	L	101-106					02/26/13	A	L	83-84*
				12/03/03	A	W	92-79	03/22/13	A	W	117-86
11/16/94	A	L	90-105	01/25/04	H	W	99-95	04/13/13	H	W	105-93
12/10/94	H	L	89-103	02/17/04	H	W	110-95				
01/24/95	H	L	85-100	03/19/04	A	W	93-90	01/08/14	H	L	103-104
03/31/95	A	L	96-106					02/25/14	A	W	110-101
				12/03/04	A	W	97-93	03/23/14	H	L	120-127
12/01/95	A	L	105-111	01/04/05	H	L	115-122				
01/04/96	A	W	98-93	02/02/05	H	L	79-108	01/07/15	H	L	111-113
01/24/96	H	L	91-101	04/01/05	A	L	98-107	01/16/15	A	L	99-110
02/28/96	H	L	93-117					02/20/15	H	W	111-109
				11/05/96	A	W	98-95	03/11/15	A	L	97-106
12/13/96	H	W	108-105	12/26/05	H	L	89-103				
02/16/97	A	W	107-96	02/06/06	A	W	103-101	12/13/15	A	L	101-108
04/08/97	A	L	107-115	03/11/06	A	L	102-110	01/17/16	H	W	117-87
								03/14/16	A	L	104-107
11/18/97	A	W	108-90	01/21/07	A	L	102-131	03/28/16	H	W	121-116
12/13/97	H	W	112-101	01/29/07	H	W	121-112				
01/07/98	H	L	77-92	02/23/07	H	L	104-116	11/25/16	A	W	98-85
03/25/98	A	W	99-97	03/20/07	A	L	90-108	12/29/16	H	W	115-108
								01/24/17	A	W	112-111



Damian Lillard

Owner: Paul Allen
President of Basketball Operations: Neil Olshey
President & CEO: Chris McGowan
Head Coach: Terry Stotts
Assistant Coaches: David Vanterpool, Nate Tibbetts, Dale Osbourne, John McCullough, Jim Moran
Director of Player Health and Performance: Jesse Elis
Head Athletic Trainer: Geoff Clark
Sports Performance Specialists: Todd Forcier, Ben Kenyon
Assistant General Managers: Bill Branch, Steve Rosenberry
Director of Player Personnel: Joe Cronin
Vice President of Basketball Communications: Jim Taylor
Basketball Communications Director: Collin Romer

Home Court: Moda Center (19,441; 1995)
Founded: 1970-71
NBA Titles: One (1976-77)

2017-18 VS. BLAZERS

Mon., Dec. 18	@ MIN	7:00 p.m.
Sun., Jan. 14	@ MIN	8:00 p.m.
Wed., Jan. 24	@ POR	9:00 p.m.
Thu., Mar. 1	@ POR	9:30 p.m.

2016-17 WOLVES VS. BLAZERS (1-3)

DATE	SITE	FINAL SCORE	WOLVES HIGH	BLAZERS HIGH	ATTENDANCE
01/01/17	Minnesota	L 89-95	Wiggins 24	McCollum 43	15,804
03/25/17	Portland	L 100-112	Wiggins 20	McCollum 32	19,580
04/03/17	Minnesota	W 110-109	Towns 34	Lillard 25	14,677
04/06/17	Portland	L 98-105	Wiggins 36	Crabbe 25	19,393

SERIES FACTS

OVERALL: 31-79 • HOME: 19-35 • ROAD: 12-44 • PLAYOFFS: 1-3 • PRESEASON: 1-1

Biggest Wolves Win: 21 (96-75 - 01/08/04, Home)

Biggest Wolves Loss: 30 (91-121 - 03/30/91, Road)

Current Overall Streak: L1 Home: W1 Road: L2

Last Wolves Win: 110-109 @ Minnesota, 04/03/17

Last Wolves Loss: 98-105 @ Portland, 04/06/17

GAME-BY-GAME

DATE	H/A	W/L	MIN-OPP	DATE	H/A	W/L	MIN-OPP	DATE	H/A	W/L	MIN-OPP
11/05/89	A	L	83-93	04/25/99	A	L	84-100	11/08/08	A	L	93-97
01/11/90	H	L	80-82					11/15/08	H	L	83-88
03/25/90	A	W	110-105	11/24/99	H	L	81-88	02/27/09	H	L	82-102
04/10/90	H	L	94-106	12/09/99	A	L	86-90	03/07/09	A	L	93-95
				01/06/00	H	W	98-96				
11/29/90	A	L	92-107	03/16/00	A	W	96-92	11/08/09	A	L	93-116
01/15/91	H	L	117-132					11/11/09	H	L	84-107
03/30/91	A	L	91-121	01/27/01	H	W	93-80	11/21/09	A	L	78-106
04/02/91	H	L	93-104	02/13/01	A	L	88-109	02/27/10	H	L	91-110
				04/01/01	A	W	99-95				
11/15/91	H	L	102-107	04/04/01	H	W	83-79	12/17/10	A	L	102-107
12/16/91	A	L	104/119					01/07/11	H	L	98-108
03/11/92	H	L	113-124	12/30/01	A	W	95-93	01/17/11	A	L	102-113
03/17/92	A	L	91-111	02/06/02	H	W	113-103	02/14/11	H	L	81-95
				03/06/02	A	L	78-85				
01/20/93	H	L	94-110	03/23/02	H	L	99-108	03/03/12	A	W	127-124
02/02/93	A	W	104-91					03/07/12	H	W	106-94
04/11/93	A	L	110-127	12/14/02	H	L	92-98*	04/01/12	A	L	106-119
04/16/93	H	L	109-117	01/18/03	A	W	104-98				
				03/16/03	H	W	111-95	11/23/12	A	L	95-103
12/08/93	H	L	111-114	04/06/03	A	W	97-78	01/05/13	H	L	97-102
12/18/93	A	L	95-105					02/04/13	H	L	98-100
01/28/94	A	L	98-109	12/26/03	A	L	92-101	03/02/13	A	L	94-109
04/22/94	H	L	103-118	01/08/04	H	W	96-75				
				03/10/04	A	L	79-92	12/18/13	H	W	120-109
02/03/95	H	L	97-112	03/14/04	H	L	83-92	01/25/14	A	L	104-115
02/21/95	A	L	86-99					02/08/14	H	L	110-117
03/12/95	H	L	88-102	12/14/04	H	W	100-89	02/23/14	A	L	97-108
04/04/95	A	L	91-95	01/15/05	H	W	92-84				
				01/22/05	A	W	92-83	11/30/14	A	L	93-107
11/10/95	H	L	102-108	02/27/05	A	W	91-83	12/10/14	H	W	90-82
01/07/96	A	L	97-113					03/07/15	H	W	121-113
02/07/96	H	L	93-103	11/02/05	H	W	90-86	04/08/15	A	L	91-116
03/19/96	A	L	78-106	12/07/05	A	W	84-74				
				12/23/05	H	L	83-91	11/02/15	H	L	101-106
11/07/96	A	L	94-95*	02/03/06	A	L	85-89	12/05/15	H	L	103-109
11/12/96	H	W	100-97					01/31/16	A	L	93-96
01/25/97	A	L	94-101	11/04/06	A	L	86-88	04/09/16	A	W	106-105
02/02/97	H	W	103-102	11/14/06	H	W	101-89				
				01/24/07	A	L	98-101*	01/01/17	H	L	89-95
11/04/97	A	L	105-122	03/25/07	H	W	94-93	03/25/17	A	L	100-112
11/26/97	H	L	90-96					04/03/17	H	W	110-109
01/09/98	H	W	96-91	12/28/07	A	L	98-109	04/06/17	A	L	98-105
03/12/98	A	L	92-95	01/02/08	H	L	79-90				
				03/11/08	H	L	96-103				
02/28/99	H	L	93-100	03/15/08	A	L	96-107				
03/05/99	A	L	85-97								



Buddy Hield

Owner: Vivek Ranadive
General Manager: Vlade Divac
Chief Operating Officer: Matina Kolokotronis
President, Business Operations: John Rinehart
VP, Player Personnel & Development: Peja Stojakovic
Assistant General Managers: Ken Catanella, Brandon D. Williams
Head Coach: Dave Joergler
Assistant Coaches: Elston Turner, Bryan Gates, Bob Thornton, Jason March, Duane Ticknor.
Player Development Coaches: Larry Lewis, Phil Ricci
Head Athletic Trainer: Manny Romero
Sr. Vice President, Communications: Joelle Terry
Director, Media Relations: Chris Clark
Media Relations Manager: Rahsaan Gethers

Home Court: Golden 1 Center (17,608; 2016)
Founded: 1948-49 - Rochester Royals; 1957-58 - Cincinnati Royals; 1972-73 - Kansas City-Omaha Kings;
1975-76 - Kansas City Kings; 1985-86 - Sacramento Kings
NBA Titles: One (1950-51)

2017-18 VS. KINGS

Thu., Dec. 14 @ MIN 7:00 p.m.
Sun., Feb. 11 @ MIN 6:00 p.m.
Mon., Feb. 26 @ SAC 9:00 p.m.

2016-17 WOLVES VS. KINGS (1-3)

DATE	SITE	FINAL SCORE	WOLVES HIGH	KINGS HIGH	ATTENDANCE
10/29/16	Sacramento	L 103-106	Wiggins 29	Cousins 29	17,608
12/23/16	Minnesota	L 105-109	LaVine 40	Cousins 32	13,288
02/27/17	Sacramento	W 102-88	Towns 29	Three players 14	17,608
04/01/17	Minnesota	L 117-123	Wiggins 32	Hield 22	18,960

SERIES FACTS

OVERALL: 54-53 • HOME: 33-21 • ROAD: 21-32 • PLAYOFFS: 4-3 • PRESEASON: 0-0

Biggest Wolves Win: 29 (117-88 - 02/07/01, Home)
Biggest Wolves Loss: 32 (95-127 - 03/20/11, Home)
Current Overall Streak: L1 Home: L2 Road: W1
Last Wolves Win: 102-88 @ Sacramento, 02/27/17
Last Wolves Loss: 117-123 @ Minnesota, 04/01/17

GAME-BY-GAME

DATE	H/A	W/L	MIN-OPP	DATE	H/A	W/L	MIN-OPP	DATE	H/A	W/L	MIN-OPP
11/09/90	A	L	70-84	02/21/99	H	W	102-90	11/10/07	A	L	93-100
01/29/90	H	W	109-91	03/12/99	A	W	101-95	11/14/07	H	W	108-103
03/21/90	A	L	84-90	04/03/99	H	W	105-96	03/07/08	A	W	111-103
03/28/90	H	W	93-88	04/23/99	A	L	97-105				
								10/29/08	H	W	98-96
11/27/90	A	W	89-80	11/05/99	A	L	95-100	11/07/08	A	L	109-121
12/18/90	A	L	99-108	11/06/99	H	W	114-101	12/15/08	A	L	103-118
01/30/91	H	L	109-117	01/31/00	H	W	105-90	04/15/09	H	L	90-97
04/15/91	H	W	112-94	04/07/00	A	W	95-92				
								12/12/09	A	L	100-120
11/09/91	A	W	84-80	11/04/00	H	W	99-91	12/18/09	H	W	112-96
12/30/91	H	L	109-117	01/08/01	A	L	97-100	03/14/10	A	L	100-114
03/29/92	H	L	86-112	02/07/01	H	W	117-88	03/31/10	H	W	108-99
04/11/92	A	L	94-114	03/30/01	A	L	98-110				
								10/27/10	H	L	116-117
12/23/92	H	L	96-102*	12/14/01	H	W	114-94	11/10/10	A	W	98-89
01/23/93	A	L	108-113	12/28/01	A	L	111-125	03/20/11	H	L	95-127
02/18/93	H	W	121-114	02/03/02	H	L	107-112				
03/11/93	A	L	95-109	04/09/02	A	L	103-122	01/16/12	H	W	99-86
								02/07/12	H	W	86-84
11/19/93	H	W	113-108	11/27/02	H	W	90-74	03/18/12	A	L	99-115
12/01/93	A	W	111-101	12/03/02	A	L	86-98	04/02/12	A	L	108-116
03/09/94	H	L	96-104	01/10/03	H	W	115-109*				
04/02/94	A	L	87-102	03/05/03	A	L	95-96*	11/02/12	H	W	92-80
								11/27/12	A	W	97-89
12/22/94	A	L	89-109	11/05/03	H	L	121-125*	03/21/13	A	L	98-101
01/10/95	H	L	85-98	12/05/03	A	W	112-109*				
03/01/95	A	W	98-87	02/19/04	H	W	92-75	01/15/14	H	L	108-111
03/26/95	H	L	98-104	04/08/04	A	W	94-86	03/01/14	A	W	108-97
								03/16/14	H	W	104-102
11/03/95	A	L	86-95	11/28/04	A	W	121-110	04/13/14	A	L	103-106
01/15/96	H	W	103-94	12/10/04	H	W	113-105				
02/13/96	A	W	94-90	01/30/05	H	L	84-94	11/22/14	H	L	101-113
03/15/96	H	W	113-87	04/03/05	A	W	112-100	01/01/15	H	L	107-110
								04/07/15	A	L	111-116
12/03/96	H	L	89-96	12/04/05	A	W	85-77				
12/19/96	A	L	105-112	12/13/05	H	L	91-93	11/27/15	A	W	101-91
01/28/97	H	L	88-91	03/19/06	H	W	95-89	12/18/15	H	W	99-95
02/18/97	A	L	84-95					03/23/16	H	W	113-104
								04/07/16	A	W	105-97
12/05/97	H	W	101-90	11/01/06	H	W	92-83				
12/22/97	A	L	79-87	11/06/06	A	L	81-93	10/29/16	A	L	103-106
02/22/98	H	W	113-95	01/31/07	H	L	98-100	12/23/16	H	L	105-109
03/29/98	A	W	104-96	03/21/07	A	W	95-89	02/27/17	A	W	102-88



Kawhi Leonard

Chairman & CEO: Julianna Hawn Holt
President of Business Operations: Rick Pych
President of Basketball Operations/Head Coach: Gregg Popovich
President of Sports Franchises/General Manager: R.C. Buford
Vice President of Basketball Operations: Monty Williams
Assistant General Manager: Brian Wright
Assistant Coaches: Ettore Messina, Ime Udoka, James Borrego, Chip Engelland, Becky Hammon, Will Hardy
Head Athletic Trainer: Will Sevensing
Senior Director of Communications: Tom James
Basketball Communications Manager: Kris Davis
Basketball Communications Coordinator: Jordan Howenstine

Home Court: AT&T Center (18,418; 2002)
Founded: 1967-68 - Dallas Chaparrals; 1970-71 - Texas Chaparrals; 1973-74 - San Antonio Spurs; entered NBA - 1976-77

2017-18 VS. SPURS

Wed., Oct. 18 @ SAS 8:30 p.m.
Wed., Nov. 15 @ MIN 7:00 p.m.
Sat., Mar. 17 @ SAS 7:30 p.m.

2016-17 WOLVES VS. SPURS (0-4)

DATE	SITE	FINAL SCORE	WOLVES HIGH	SPURS HIGH	ATTENDANCE
12/06/16	Minnesota	L 91-105	LaVine 25	Leonard 31	12,585
01/17/17	San Antonio	L 114-122	Towns 27	Leonard 34	18,418
03/04/17	San Antonio	L 90-97 (OT)	Towns 24	Leonard 34	18,418
03/21/17	Minnesota	L 93-100	Towns 25	Aldridge 26	13,742

SERIES FACTS

OVERALL: 28-84 • HOME: 19-37 • ROAD: 9-47 • PLAYOFFS: 2-6 • PRESEASON: 0-0

Biggest Wolves Win: 24, (107-83 - 03/12/13, Home; 107-83 @ Minnesota, 03/12/13)

Biggest Wolves Loss: 38 (84-122 - 12/30/95, Road)

Current Overall Streak: L11 Home: L6 Road: L7

Last Wolves Win: 110-91 @ Minnesota, 04/08/14

Last Wolves Loss: 93-100 @ Minnesota, 03/21/17

GAME-BY-GAME

DATE	H/A	W/L	MIN-OPP	DATE	H/A	W/L	MIN-OPP	DATE	H/A	W/L	MIN-OPP
11/15/89	H	L	76-86	02/24/98	A	L	99-105	02/21/08	H	L	99-100
01/06/90	A	L	96-109	03/18/98	H	L	76-92	03/28/08	A	L	84-99
02/23/90	A	L	95-105								
03/12/90	H	L	88-92	02/06/99	A	L	82-96	11/05/08	H	L	125-129**
04/03/90	A	W	92-90	02/09/99	H	W	74-70	12/12/08	H	L	86-98
				02/22/99	H	W	95-89	12/23/08	A	L	93-99
11/21/90	A	L	100-114	04/14/99	A	L	79-95	03/17/09	A	L	86-93
12/15/90	H	L	74-90								
01/26/91	A	L	105-112	01/04/00	H	W	91-88	12/29/09	A	L	99-117
04/07/91	H	L	87-92	01/27/00	A	L	80-92	03/12/10	H	L	85-103
				02/27/00	H	W	102-98	04/12/10	A	L	111-133
11/20/91	A	L	106-113	03/02/00	A	W	108-102				
12/11/91	H	L	85-98					11/24/10	H	L	109-113*
01/16/92	H	L	111-125	11/02/00	A	L	91-103	12/03/10	A	L	101-107
01/31/92	A	L	101-103	11/17/00	H	W	99-94*	01/09/11	A	L	91-94
02/19/92	A	L	103-113	02/16/01	H	L	85-91	01/11/11	H	L	96-107
03/03/92	H	L	102-103	03/14/01	A	L	100-106*				
								01/02/12	H	W	106-96
01/13/93	H	L	81-89	11/24/01	H	W	99-94	01/27/12	H	W	87-79
02/06/93	A	L	95-104	02/04/02	A	L	83-113	03/21/12	A	L	100-116
03/06/93	H	W	106-105	02/23/02	A	W	112-88				
03/24/93	H	L	92-105	03/01/02	H	L	77-85	01/13/13	A	L	88-106
04/02/93	A	L	101-108					02/06/13	H	L	94-104
				11/11/02	A	L	75-91	03/12/13	H	W	107-83
11/09/93	A	L	95-110	01/27/03	H	W	106-95	04/17/13	A	W	108-95
01/11/94	A	L	98-108	03/12/03	H	L	99-111				
01/20/94	H	W	93-83	03/21/03	A	W	101-94*	12/13/13	A	L	110-117
02/21/94	H	L	89-114					01/12/14	A	L	86-104
04/11/94	A	L	89-101	01/14/04	A	W	100-93	04/08/14	H	W	110-91
				02/22/04	H	L	92-94				
11/19/94	H	L	101-109	03/18/04	A	L	86-106	11/21/14	H	L	92-121
11/28/94	A	L	88-92	03/23/04	H	W	86-81	12/06/14	A	L	101-123
03/14/95	A	L	100-115					01/10/15	H	L	93-108
03/24/95	H	L	97-111	12/23/04	A	L	82-96	03/15/15	A	L	97-123
04/23/95	H	L	91-97	03/16/05	A	L	73-89				
				04/20/05	H	W	95-73	12/23/15	H	L	83-108
11/15/95	H	L	96-105					12/28/15	A	L	95-101
12/30/95	A	L	84-122	12/15/05	H	L	88-90	03/08/16	H	L	91-116
01/19/96	H	W	100-92	01/06/06	A	L	77-83				
02/02/96	A	L	90-101	01/28/06	A	L	88-102	12/06/16	H	L	91-105
				04/16/06	H	L	90-103	01/17/17	A	L	114-122
11/01/96	H	W	82-78					03/04/17	A	L	90-97*
01/20/97	H	W	96-83	12/13/06	A	L	82-95	03/21/17	H	L	93-100
01/31/97	A	W	97-95	01/03/07	H	W	103-101*				
02/26/97	A	W	108-89	04/13/07	H	L	91-110				
11/11/97	H	L	92-93	11/30/07	H	L	91-106				
11/15/97	A	W	105-94	01/12/08	A	L	88-105				



Kyle Lowry

Chairman of the Board & NBA Governor: Lawrence M. Tanenbaum, O.C.
President: Masai Ujiri
General Manager: Bobby Webster
Head Coach: Dwane Casey
Assistant Coach: Rex Kalamian, Nick Nurse, Jama Mahlalela, Patrick Mutombo, Jim Sann
Assistant Coach / Director of Sports Science: Alex McKechnie
Head Athletic Trainer: Scott McCullough
Strength and Conditioning Coach: Jon Lee
Director, Communications: Jennifer Quinn
Senior Manager, Basketball Communications: Roven Yau
Manager, Communications: Phil Summers

Home Court: Air Canada Centre (19,800; 1999)
Founded: 1995-96
NBA Titles: None

2017-18 VS. RAPTORS

Sat., Jan. 20 @ MIN 8:00 p.m.
Tue., Jan. 30 @ TOR 6:30 p.m.

2016-17 WOLVES VS. RAPTORS (1-1)

DATE	SITE	FINAL SCORE	WOLVES HIGH	RAPTORS HIGH	ATTENDANCE
12/08/16	Toronto	L 110-124	LaVine 29	DeRozan 27	19,800
02/08/17	Minnesota	W 112-109	Wiggins 31	DeRozan 30	13,832


SERIES FACTS

OVERALL: 14-28 • HOME: 11-9 • ROAD: 3-19 • PRESEASON: 6-6

Biggest Wolves Win: 32 (112-80 - 03/19/02, Home)
Biggest Wolves Loss: 23 (82-105 - 02/10/08, Home)
Current Overall Streak: W1 Home: W2 Road: L13
Last Wolves Win: 112-109 @ Minnesota, 02/08/17
Last Wolves Loss: 110-124 @ Toronto, 12/08/16

GAME-BY-GAME

DATE	H/A	W/L	MIN-OPP	DATE	H/A	W/L	MIN-OPP
11/17/95	A	L	96-114	02/10/08	H	L	82-105
04/08/96	H	W	115-101	02/27/08	A	L	85-107
11/30/96	H	W	79-70	02/10/09	H	L	102-110
01/21/97	A	L	106-118	02/24/09	A	L	110-118
01/24/98	A	L	107-113*	12/08/09	A	L	88-94
03/06/98	H	W	113-91	03/22/10	H	L	100-106
02/26/99	A	L	92-102	01/29/11	H	W	103-87
02/25/00	A	W	107-85	02/04/11	A	L	100-111
03/26/00	H	W	106-101*	01/09/12	A	L	87-97
12/26/00	H	W	100-97	11/04/12	A	L	86-105
02/03/01	A	W	108-105	04/05/13	H	L	93-95
01/25/02	A	L	100-107	01/17/14	A	L	89-94
03/19/02	H	W	112-80	03/09/14	H	L	104-111
01/12/03	A	L	91-105	03/18/15	A	L	100-105
01/20/03	H	W	89-81	04/01/15	H	L	99-113
11/01/03	H	W	73-56	02/10/16	H	W	117-112
01/21/04	A	W	108-97	02/24/16	A	L	105-114
12/15/04	A	L	90-96	12/08/16	A	L	110-124
01/17/05	H	L	91-100	02/08/17	H	W	112-109
02/13/06	H	L	94-88				
03/24/06	A	L	77-97				
12/27/06	A	L	97-100				
04/09/07	H	L	100-111				



Ricky Rubio

Owner: Gail Miller
President: Steve Starks
General Manager: Dennis Lindsey
Vice President of Basketball Operations: Linda Luchetti
Vice President of Player Personnel: Walt Perrin
Assistant General Managers: David Morway, Justin Zanik
Head Coach: Quin Snyder
Assistant Coaches: Igor Kokoskov, Alex Jensen, Johnnie Bryant, Zach Guthrie, Antonio Lang, Lamar Skeeter, Jeff Watkinson, Mike Wells
Director of Sports Science/Assistant Coach: Mark McKown
Head Athletic Trainer: Eric Waters
Sr. VP, Communications: Frank Zang
Vice President, Communications: Derek Garduño
Director, Communications: Lindsay Twiss
Manager, Communications: Danny Franks

Home Court: Vivint Smart Home Arena (19,911; 1991)
Founded: 1974-79 - New Orleans Jazz; 1979-present - Utah Jazz
NBA Titles: None

2017-18 VS. JAZZ

Fri., Oct. 20	@ MIN	7:00 p.m.
Mon., Nov. 13	@ UTA	8:00 p.m.
Fri., Mar. 2	@ UTA	9:30 p.m.
Sun., Apr. 1	@ MIN	6:00 p.m.

2016-17 WOLVES VS. JAZZ (1-3)

DATE	SITE	FINAL SCORE	WOLVES HIGH	JAZZ HIGH	ATTENDANCE
11/28/16	Minnesota	L 103-112	LaVine 28	Hayward/Hill 24	9,384
01/07/17	Minnesota	L 92-94	LaVine 24	Hill 19	13,945
03/01/17	Utah	W 107-80	Towns 21	Exum 15	19,127
04/07/17	Utah	L 113-120	Towns 32	Hayward 39	19,911

SERIES FACTS

OVERALL: 38-78 • HOME: 23-35 • ROAD: 15-43 • PRESEASON: 0-0

Biggest Wolves Win: 27 (107-80 - 03/01/17, Road)

Biggest Wolves Loss: 35 (80-115 - 01/30/95, Road)


Current Overall Streak: L1 Home: L3 Road: L1

Last Wolves Win: 107-80 @ Utah, 03/01/17

Last Wolves Loss: 113-120 @ Utah, 04/07/17

GAME-BY-GAME

DATE	H/A	W/L	MIN-OPP	DATE	H/A	W/L	MIN-OPP	DATE	H/A	W/L	MIN-OPP
11/21/89	H	L	101-103*	03/13/99	A	L	72-99	12/09/08	H	L	96-99
12/17/89	H	L	112-122	03/15/99	H	L	83-90	01/20/09	A	L	107-112
02/13/90	A	L	104-110*	04/18/99	H	L	76-97	02/25/09	H	L	103-120
04/15/90	H	L	90-103					04/03/09	A	W	103-102
04/20/90	A	L	89-97	11/19/99	H	W	89-84				
				11/22/99	A	L	93-108	12/05/09	H	W	108-101
11/18/90	H	L	94-103	01/19/00	A	W	91-88	12/14/09	A	W	110-108
11/30/90	A	L	79-96	01/29/00	H	W	96-94	12/30/09	H	L	103-107
02/05/91	H	W	94-93					03/17/10	A	L	100-122
02/16/91	A	L	107-115	11/06/00	A	L	92-98				
03/23/91	A	L	89-95	12/23/00	H	L	92-98	12/22/10	H	L	107-112
				01/17/01	A	W	89-81	01/28/11	A	L	100-108
11/01/91	H	L	97-112	04/15/01	H	W	107-100	03/11/11	H	W	122-101
01/11/92	H	W	101-96					03/16/11	A	L	104-119
01/14/92	A	L	110-116	12/12/01	A	W	98-87				
04/05/92	H	W	93-91	01/04/02	H	W	93-86	01/21/12	A	L	98-108
04/17/92	A	L	106-120	03/02/02	A	W	116-105	02/22/12	H	W	100-98
				03/17/02	H	L	89-96	03/15/12	A	L	105-111 (OT)
12/03/92	A	L	91-110								
12/28/92	A	L	95-114	11/29/02	A	L	77-95	01/02/13	A	L	84-106
02/15/93	H	L	91-112	01/04/03	H	L	97-105	02/13/13	H	L	93-97
03/09/93	A	L	107-116	02/17/03	A	L	97-109	04/12/13	A	L	100-107
04/25/93	H	W	113-111	02/26/03	H	W	92-85	04/15/13	H	L	80-96
11/06/93	H	L	95-105	11/03/03	A	L	88-93	01/18/14	H	W	98-72
12/15/93	H	L	95-97	11/14/03	H	L	77-85	01/21/14	A	W	112-97
12/27/93	A	L	93-97	02/11/04	A	W	77-66	02/22/14	A	W	121-104
01/26/94	H	W	100-98	04/12/04	H	W	104-90	04/16/14	H	L	130-136**
03/08/94	A	L	86-100								
12/01/94	A	W	96-94	01/28/05	H	W	93-91	12/30/14	A	L	94-100
12/14/94	H	L	95-103	02/11/05	A	L	82-100	01/03/15	H	L	89-101
01/30/95	A	L	80-115	04/06/05	H	W	111-86	03/23/15	A	W	106-104*
04/18/95	H	L	94-113	04/15/05	A	W	100-84	03/30/15	H	L	84-104
04/21/95	A	L	96-99								
				12/05/05	A	W	91-77	12/30/15	H	W	94-80
11/18/95	H	L	102-126	02/10/06	H	L	80-94	01/29/16	A	L	90-103
12/18/95	A	L	83-99	03/08/06	A	L	93-96	03/26/16	H	L	84-93
03/10/96	H	L	96-104	04/07/06	H	L	95-103	04/01/16	A	L	85-98
04/05/96	A	W	103-99								
				12/08/06	H	W	110-103	11/28/16	H	L	103-112
12/06/96	A	L	95-106	01/22/07	A	L	91-106	01/07/17	H	L	92-94
12/23/96	H	W	107-98	03/02/07	H	L	83-109	03/01/17	A	W	107-80
03/09/97	H	L	106-105	03/28/07	A	L	102-108	04/07/17	A	L	113-120
04/19/97	A	L	89-101								
11/24/97	A	L	124-133*	02/26/08	H	W	111-100				
03/16/98	H	L	96-102	03/05/08	A	L	76-105				
04/11/98	H	W	110-103	03/30/08	H	W	110-103				
04/14/98	A	L	109-126	04/02/08	A	L	100-117				



John Wall

Founder, Chairman & Majority Owner: Ted Leonsis
President of Basketball Operations: Ernie Grunfeld
Senior Vice President of Basketball Operations: Tommy Sheppard
Vice President of Player Personnel: Frank Ross
Head Coach: Scott Brooks
Assistant Coaches: Tony Brown, Sidney Lowe, Chad Iske, Mike Terpstra, Maz Trakh
Assistant Coach/Director of Player Development: David Adkins
Head Athletic Trainer: Corey Bennett
Vice President of Communications: Scott Hall
Director of Media Relations: DeAndré Phillips
Director Basketball Communications: Daren Jenkins
Director of Corporate Communications: Ketsia Colimon

Home Court: Capital One Arena (20,356; 1997)
Founded: 1961-62 - Chicago Packers; 1962-63 - Chicago Zephyrs; 1963-64 - Baltimore Bullets; 1973-74 - Capital Bullets; 1974-75 - Washington Bullets; 1997-98 - Washington Wizards
NBA Titles: One (1977-78)

2017-18 VS. WIZARDS

Tue., Nov. 28 @ MIN 7:00 p.m.
Tue., Mar. 13 @ WAS 6:00 p.m.

2016-17 WOLVES VS. WIZARDS (1-1)

DATE	SITE	FINAL SCORE	WOLVES HIGH	WIZARDS HIGH	ATTENDANCE
01/06/17	Washington	L 105-112	Wiggins 41	Beal 22	18,686
03/13/17	Minnesota	W 119-104	Towns 39	Wall 27	15,747

SERIES FACTS

OVERALL: 23-30 • HOME: 15-11 • ROAD: 8-19 • PRESEASON: 3-1

Biggest Wolves Win: 35 (109-74 - 12/26/04, Home)
Biggest Wolves Loss: 16 (89-105 - 11/16/07, Home)
Current Overall Streak: W1 Home: W1 Road: L1
Last Wolves Win: 119-104 @ Minnesota, 03/13/17
Last Wolves Loss: 105-112 @ Washington, 01/06/17

GAME-BY-GAME

DATE	H/A	W/L	MIN-OPP	DATE	H/A	W/L	MIN-OPP	DATE	H/A	W/L	MIN-OPP
12/19/89	A	L	99-112	11/05/02	H	W	90-86	12/16/14	A	L	95-109
02/27/90	H	W	104-88	01/25/03	A	W	97-89	02/25/15	H	W	97-77
01/04/91	H	L	100-111	12/12/03	A	W	110-91	03/02/16	H	L	98-104
04/21/91	A	W	89-87	04/02/04	H	W	91-73	03/25/16	A	W	132-129**
11/13/91	H	L	114-119*	12/26/04	H	W	109-74	01/06/17	A	L	105-112
03/13/92	A	L	115-118	01/08/05	A	L	114-117	03/13/17	H	W	119-104
11/20/92	H	L	100-108	11/17/05	H	W	109-98				
11/27/92	A	W	102-83	02/21/06	A	L	78-90				
12/20/93	H	L	84-99	02/20/07	A	L	100-112				
02/17/94	A	L	105-109	02/25/07	H	W	98-94				
12/17/94	A	W	96-87	11/16/07	H	L	89-105				
02/14/95	H	L	96-99	12/11/07	A	L	88-102				
02/16/96	H	L	96-108	02/17/09	A	L	103-111				
04/12/96	A	L	106-116	03/09/09	H	L	99-110				
11/25/96	A	L	98-105	12/26/09	H	W	101-89				
04/04/97	H	W	97-95	02/17/10	A	L	99-108				
11/13/97	H	L	88-91*	01/13/11	H	W	109-97				
12/06/97	A	L	103-114	03/05/11	A	L	96-103				
02/02/00	A	L	93-103	01/08/12	A	W	93-72				
03/07/00	H	L	86-90	01/25/13	A	L	101-114				
12/07/00	H	W	105-88	03/06/13	H	W	87-82				
01/02/01	A	L	108-115	11/19/13	A	L	100-104				
01/12/02	A	W	108-100	12/27/13	H	W	120-98				
01/21/02	H	W	105-101								



NBA DIRECTORY

NEW YORK OFFICES

Olympic Tower
645 Fifth Avenue
New York, NY 10022
Telephone: (212) 407-8000
Fax: (212) 832-3861

NEW JERSEY OFFICES

100 Plaza Drive
Secaucus, NJ 07094
Telephone: (201) 865-1500
Fax: (201) 974-5973

INTERNATIONAL OFFICES

EUROPE

HEADQUARTERS - NBA EMEA

Endeavour House
189 Shaftesbury Avenue
London, United Kingdom WC2H 8JR
Telephone: +44-20-7420-8900

SPAIN

Leganitos Street 6th Floor
28013 Madrid, Spain
Ignasi Castello, Communications,
Cell: +34-610-200-051

AFRICA

6th Floor GreenPark Corner, Cnr West Road
South and Lower Road
Morningside 2196
Johannesburg, South Africa
Telephone: +27-100-072-668

INDIA

Tower 1, 10th Floor
Indiabulls Finance Center
Senapati Bapat Marg Mumbai
Maharashtra 400013
Telephone: +91-22-6124-6100

CANADA

50 Bay Street
Suite 1402
Toronto, Ontario
Canada M5J 3A5
Telephone: (416) 682-2000
Fax: (416) 364-0205

LATIN AMERICA

BRAZIL

Av Borges de Medeiros, 633
Sala 301 – Leblon
Rio de Janeiro, RJ, Brazil 22430-041
Telephone: +55-21-3206-6400
Fax: +55-21-2586-6001

MEXICO

Av. Prolongacion Paseo de la Reforma 1236, Planta baja
Col. Desarrollo Santa Fe, CP. 05348
Del. Cuajimalpa de Morelos, Ciudad de Mexico Mexico 01210

ASIA/PACIFIC

HONG KONG

Room 3101, Lee Gardens One
33 Hysan Avenue
Causeway Bay, Hong Kong
Telephone: +852-2843-9600
Fax: +852-2536-4808

TAIWAN

Suite 1303, No. 88, Section 2
Chung Hsiao East Road
Taipei, Taiwan ROC 100
Telephone: +886-2-2397-8000
Fax: +886-2-2358-1098

PHILIPPINES

Unit 1701, World Plaza Building
5th Avenue corner 30th Street Bonifacio Global City
Taguig, 1634 Philippines
Jandric Lim, Communications; Cell: +63 (917) 791-9457

CHINA - BEIJING

19th Floor, Office Tower 2, China Central Place
No. 79 Jianguo Road, Chaoyang District
Beijing, China 100025
Telephone: +86-10-5200-8200
Fax: +86-10-5200-8202

CHINA - SHANGHAI

Unit 2703-2708, 27F, Tower 2 Plaza 66
1366 Nanjing West Road, Jing An District
Shanghai, China 200040
Telephone: +86-21-6137-2200
Fax: +86-21-6288-9920

NBA KEY DATES & TERMS

2017

SEPTEMBER 8-10
SEPTEMBER 22

Naismith Memorial Basketball Hall of Fame Enshrinement (Springfield, MA)
First allowable date for players participating in preseason NBA Global Games to report to their teams (no earlier than 11 a.m. local time)

SEPTEMBER 23
SEPTEMBER 25

Training Camps open for all teams participating in preseason NBA Global Games
First allowable date for all other veteran players to report to their teams (no earlier than 11 a.m. local time)

SEPTEMBER 26
SEPTEMBER 30

Training Camps open for all other teams

OCTOBER 5

NBA Preseason games begin

OCTOBER 8

NBA China Games 2017, Minnesota Timberwolves vs. Golden State Warriors (Shenzhen)

OCTOBER 13

NBA China Games 2017, Minnesota Timberwolves vs. Golden State Warriors (Shanghai)

OCTOBER 16

NBA Preseason ends

OCTOBER 17

Rosters set for NBA Opening Day

DECEMBER 7

Start of the 2017-18 NBA Regular Season (NBA Tip-Off 2017)

DECEMBER 9

NBA China Games 2017, Brooklyn Nets vs. Miami Heat (Mexico City)

NBA Mexico City Games 2017, Brooklyn Nets vs. Oklahoma City Thunder (Mexico City)

2018

JANUARY 5

10-day contracts may now be signed

JANUARY 10

All contracts are guaranteed for the remainder of the season

JANUARY 11

NBA London Game 2018, Philadelphia 76ers vs Boston Celtics (London)

JANUARY 15

Last day to sign NBA Two-Way contracts

FEBRUARY 8

NBA Trade Deadline (3 p.m. ET)

FEBRUARY 16-18

NBA All-Star 2018 (Los Angeles, CA)

MARCH 1

Playoff Eligibility Waiver Deadline

APRIL 11-14

Portsmouth Invitational Tournament (Portsmouth, VA)

APRIL 11

Regular Season ends

APRIL 13

Rosters set for NBA Playoffs 2018, 3 p.m. ET

APRIL 14

NBA Playoffs 2018 begin

APRIL 22

NBA Early Entry Eligibility Deadline (11:59 p.m. ET)

APRIL 30/MAY 1

Conference Semifinals begin (possible move up to April 28-29)

MAY 15-16

Conference Finals begin (possible move up to May 13-14)

MAY 31

NBA Finals 2017 begin

JUNE 11

NBA Draft Early Entry Entrant Withdrawal Deadline (5 p.m. ET)

JUNE 17

The Finals 2018 latest possible date

JUNE 21

NBA Draft 2018



2016-17 NBA STANDINGS/AWARD WINNERS

EASTERN CONFERENCE

ATLANTIC DIVISION

	W	L	PCT	GB	HOME	ROAD
Boston	53	29	.646	-	30-11	23-18
Toronto	51	31	.622	2	28-13	23-18
New York	31	51	.378	22	19-22	12-29
Philadelphia	28	54	.341	25	17-24	11-30
Brooklyn	20	62	.244	33	13-28	7-34

CENTRAL DIVISION

	W	L	PCT	GB	HOME	ROAD
Cleveland	51	31	.622	-	31-10	20-21
Milwaukee	42	40	.512	9	23-18	19-22
Indiana	42	40	.512	9	29-12	13-28
Chicago	41	41	.500	10	25-16	16-25
Detroit	37	45	.451	14	24-17	13-28

SOUTHEAST DIVISION

	W	L	PCT	GB	HOME	ROAD
Washington	49	33	.598	-	30-11	19-22
Atlanta	43	39	.524	6	23-18	20-21
Miami	41	41	.500	8	23-18	18-23
Charlotte	36	46	.439	13	22-19	14-27

WESTERN CONFERENCE

NORTHWEST DIVISION

	W	L	PCT	GB	HOME	ROAD
Utah	51	31	.622	-	29-12	22-19
Oklahoma City	47	35	.573	4	28-13	19-22
Portland	41	41	.500	10	25-16	16-25
Denver	40	42	.488	11	22-19	18-23
MINNESOTA	31	51	.378	20	20-21	11-30

PACIFIC DIVISION

	W	L	PCT	GB	HOME	ROAD
Golden State	67	15	.817	-	36-5	31-10
L.A. Clippers	51	31	.622	16	29-12	22-19
Sacramento	32	50	.390	35	17-24	15-26
L.A. Lakers	26	56	.317	41	17-24	9-32
Phoenix	24	58	.293	43	15-26	9-32

SOUTHWEST DIVISION

	W	L	PCT	GB	HOME	ROAD
San Antonio	61	21	.744	-	31-10	30-11
Houston	55	27	.671	6	30-11	25-16
Memphis	43	39	.524	18	24-17	19-22
New Orleans	34	48	.415	27	21-20	13-28
Dallas	33	49	.402	28	21-20	12-29

KIA NBA MOST VALUABLE PLAYER	Russell Westbrook, Oklahoma City Thunder
KIA NBA COACH OF THE YEAR	Mike D'Antoni, Houston Rockets
KIA NBA ROOKIE OF THE YEAR	Malcolm Brogdon, Milwaukee Bucks
KIA NBA MOST IMPROVED PLAYER	Giannis Antetokounmpo, Milwaukee Bucks
KIA NBA DEFENSIVE PLAYER OF THE YEAR	Draymond Green, Golden State Warriors
KIA NBA SIXTH MAN AWARD	Eric Gordon, Houston Rockets
NBA EXECUTIVE OF THE YEAR	Bob Myers, Golden State Warriors
NBA CARES COMMUNITY ASSIST AWARD	Isaiah Thomas, Boston Celtics
NBA SPORTSMANSHIP AWARD	Kemba Walker, Charlotte Hornets
TWYMAN-STOKES TEAMMATE OF THE YEAR AWARD	Dirk Nowitzki, Dallas Mavericks

2016-17 ALL-NBA TEAM

(By a global panel of 100 sportswriters and broadcasters)

FIRST TEAM

LeBron James, Cleveland
Kawhi Leonard, San Antonio
Anthony Davis, New Orleans
James Harden, Houston
Russell Westbrook, Oklahoma City

SECOND TEAM

Giannis Antetokounmpo, Milwaukee
Kevin Durant, Golden State
Rudy Gobert, Utah
Stephen Curry, Golden State
Isaiah Thomas, Boston

2016-17 ALL-DEFENSE TEAM

(By a global panel of 100 sportswriters and broadcasters)

FIRST TEAM

Draymond Green, Golden State
Rudy Gobert, Utah
Kawhi Leonard, San Antonio
Chris Paul, L.A. Clippers
Patrick Beverley, Houston

SECOND TEAM

Tony Allen, Memphis
Danny Green, San Antonio
Anthony Davis, New Orleans
Andre Roberson, Oklahoma City
Giannis Antetokounmpo, Milwaukee

2016-17 ALL-ROOKIE TEAM

(By a global panel of 100 sportswriters and broadcasters, regardless of position)

FIRST TEAM

Malcolm Brogdon, Milwaukee
Dario Saric, Philadelphia
Joel Embiid, Philadelphia
Buddy Hield, Sacramento
Willy Hernangomez, New York

SECOND TEAM

Jamal Murray, Denver
Jaylen Brown, Boston
Marquese Chriss, Phoenix
Brandon Ingram, Los Angeles Lakers
Yogi Ferrell, Dallas

THIRD TEAM

Draymond Green, Golden State
Jimmy Butler, Chicago
DeAndre Jordan, Los Angeles Clippers
John Wall, Washington
DeMar DeRozan, Toronto



2016-17 NBA LEADERS

SCORING AVERAGE

	G	FG	FT	PTS	AVG
Westbrook, OKC.	81	824	710	2558	31.6
Harden, Hou.	81	674	746	2356	29.1
Thomas, Bos.	76	682	590	2199	28.9
Davis, N.O.	75	770	519	2099	28.0
DeRozan, Tor.	74	721	545	2020	27.3
Lillard, Por.	75	661	488	2024	27.0
Cousins, Sac.-N.O.	72	647	517	1942	27.0
James, Cle.	74	736	358	1954	26.4
Leonard, S.A.	74	636	469	1888	25.5
Curry, G.S.	79	675	325	1999	25.3
Irving, Cle.	72	671	297	1816	25.2
TOWNS, MIN.	82	802	356	2061	25.1
Durant, G.S.	62	551	336	1555	25.1
Butler, Chi.	76	570	585	1816	23.9
George, Ind.	75	622	336	1775	23.7
WIGGINS, MIN.	82	709	412	1933	23.6
Walker, Cha.	79	643	304	1830	23.2
Wall, Was.	78	647	422	1805	23.1
Beal, Was.	77	637	282	1779	23.1
McCollum, Por.	80	692	268	1837	23.0

REBOUNDS PER GAME

	G	OFF	DEF	TOT	AVG
Whiteside, Mia.	77	293	795	1088	14.1
Drummond, Det.	81	345	770	1115	13.8
Jordan, LA-C	81	298	816	1114	13.8
Gobert, Utah	81	314	721	1035	12.8
Howard, Atl.	74	296	644	940	12.7
TOWNS, MIN.	82	296	711	1007	12.3
Davis, N.O.	75	172	712	884	11.8
Love, Cle.	60	148	518	666	11.1
Cousins, Sac.-N.O.	72	152	642	794	11.0
Westbrook, OKC.	81	137	727	864	10.7
Vucevic, Orl.	75	176	603	779	10.4
Gortat, Was.	82	238	611	849	10.4
Jokic, Den.	73	212	506	718	9.8
Valanciunas, Tor.	80	226	533	759	9.5
Thompson, Cle.	78	286	429	715	9.2
Antetokounmpo, Mil.	80	142	558	700	8.8
James, Cle.	74	97	542	639	8.6
Randle, LA-L	74	151	486	637	8.6
Durant, G.S.	62	39	474	513	8.3
Randolph, Mem.	73	182	416	598	8.2

ASSISTS PER GAME

	G	AST	AVG
Harden, Hou.	81	907	11.2
Wall, Was.	78	831	10.7
Westbrook, OKC.	81	840	10.4
Paul, LA-C	61	563	9.2
RUBIO, MIN.	75	682	9.1
James, Cle.	74	646	8.7
Teague, Ind.	82	639	7.8
Holiday, N.O.	67	488	7.3
Green, G.S.	76	533	7.0
Lowry, Tor.	60	417	7.0
Rondo, Chi.	69	461	6.7
Curry, G.S.	79	524	6.6
McConnell, Phi.	81	534	6.6
Payton, Orl.	82	529	6.5
Bledsoe, Pho.	66	418	6.3
Schroder, Atl.	79	499	6.3
Conley, Mem.	69	433	6.3
Batum, Cha.	77	456	5.9
Thomas, Bos.	76	448	5.9
Lillard, Por.	75	440	5.9

FIELD GOAL PCT.

	FG	FGA	PCT
Jordan, LA-C	412	577	.714
Gobert, Utah	413	625	.661
Capela, Hou.	362	563	.643
Howard, Atl.	388	613	.633
Gortat, Was.	390	674	.579
Jokic, Den.	494	854	.578
Adams, OKC.	374	655	.571
Whiteside, Mia.	542	973	.557
Valanciunas, Tor.	391	702	.557
James, Cle.	736	1344	.548
Kanter, OKC.	402	737	.545
TOWNS, MIN.	802	1480	.542
Durant, G.S.	551	1026	.537
Plumlee, Por.-Den.	334	623	.536
Monroe, Mil.	387	725	.534
Drummond, Det.	483	911	.530
T. Young, Ind.	362	687	.527
Antetokounmpo, Mil.	656	1259	.521
Booker, Bkn.	305	591	.516
Porter, Was.	414	803	.516

3-PT FIELD GOAL PCT.

	3FG	3GA	PCT
Korver, Atl.-Cle.	162	359	.451
Crabbe, Por.	134	302	.444
Ingles, Utah	123	279	.441
Porter, Was.	148	341	.434
Redick, LA-C	201	468	.429
Curry, Dal.	137	322	.425
McCollum, Por.	185	439	.421
Harris, Den.	107	255	.420
Babbitt, Mia.	87	210	.414
Thompson, G.S.	268	647	.414
Mills, S.A.	147	355	.414
Miles, Ind.	169	409	.413
Lowry, Tor.	193	468	.412
J. Johnson, Utah	106	258	.411
Curry, G.S.	324	789	.411
Paul, LA-C	124	302	.411
Frye, Cle.	137	335	.409
Conley, Mem.	171	420	.407
Snell, Mil.	144	355	.406
Dragic, Mia.	117	289	.405

FREE THROW PCT.

	FT	FTA	PCT
McCollum, Por.	268	294	.912
Thomas, Bos.	590	649	.909
Irving, Cle.	297	328	.905
Gallinari, Den.	349	387	.902
George, Ind.	336	374	.898
Curry, G.S.	325	362	.898
Lillard, Por.	488	545	.895
Bogdanovic, Bkn.-Was	217	243	.893
Belinelli, Cha.	150	168	.893
Paul, LA-C	232	260	.892
RUBIO, MIN.	254	285	.891
Redick, LA-C	180	202	.891
Leonard, S.A.	469	533	.880
L. Williams, LA-L-Ho	402	457	.880
Durant, G.S.	336	384	.875
Rose, N.Y.	221	253	.874
Williams, Cha.	131	150	.873
Love, Cle.	257	295	.871
Teague, Ind.	360	415	.867
Butler, Chi.	585	676	.865

STEALS PER GAME

	G	STL	AVG
Green, G.S.	76	154	2.03
Wall, Was.	78	157	2.01
Paul, LA-C	61	119	1.95
Covington, Phi.	67	127	1.90
Butler, Chi.	76	143	1.88
Ariza, Hou.	80	147	1.84
Curry, G.S.	79	142	1.80
Leonard, S.A.	74	133	1.80
RUBIO, MIN.	75	128	1.71
McConnell, Phi.	81	134	1.65
Antetokounmpo, Mil.	80	131	1.64
Westbrook, OKC.	81	132	1.63
Allen, Mem.	71	115	1.62
George, Ind.	75	119	1.59
Smart, Bos.	79	125	1.58
Sefolosha, Atl.	62	96	1.55
Drummond, Det.	81	124	1.53
T. Young, Ind.	74	113	1.53
Harden, Hou.	81	121	1.49
Holiday, N.O.	67	100	1.49

BLOCKS PER GAME

	G	BLK	AVG
Gobert, Utah	81	214	2.64
Davis, N.O.	75	167	2.23
Turner, Ind.	81	173	2.14
Whiteside, Mia.	77	162	2.10
Porzingis, N.Y.	66	129	1.95
Antetokounmpo, Mil.	80	151	1.89
Jordan, LA-C	81	134	1.65
Lopez, Bkn.	75	124	1.65
Durant, G.S.	62	99	1.60
Ibaka, Orl.-Tor.	79	124	1.57
Lopez, Chi.	81	117	1.44
Green, G.S.	76	106	1.39
Henson, Mil.	58	78	1.34
Gasol, Mem.	74	99	1.34
O'Quinn, N.Y.	79	104	1.32
Cousins, Sac.-N.O.	72	93	1.29
Len, Pho.	77	98	1.27
Horford, Bos.	68	86	1.26
TOWNS, MIN.	82	103	1.26
Howard, Atl.	74	92	1.24

MINUTES PER GAME

	G	MIN	AVG
James, Cle.	74	2795	37.8
Lowry, Tor.	60	2244	37.4
WIGGINS, MIN.	82	3048	37.2
Butler, Chi.	76	2809	37.0
TOWNS, MIN.	82	3031	37.0
Harden, Hou.	81	2947	36.4
Wall, Was.	78	2836	36.4
Davis, N.O.	75	2708	36.1
Lillard, Por.	75	2693	35.9
George, Ind.	75	2689	35.9
Antetokounmpo, Mil.	80	2845	35.6
Barnes, Dal.	79	2804	35.5
DeRozan, Tor.	74	2620	35.4
Irving, Cle.	72	2525	35.1
Booker, Pho.	78	2731	35.0
McCollum, Por.	80	2796	34.9
Beal, Was.	77	2684	34.9
Walker, Cha.	79	2739	34.7
Ariza, Hou.	80	2773	34.7
Westbrook, OKC.	81	2802	34.6



2017 NBA DRAFT

FIRST ROUND

TEAM	PLAYER	SCHOOL/COUNTRY
1. Philadelphia	Markelle Fultz	University of Washington
2. L.A. Lakers	Lonzo Ball	University of California, Los Angeles
3. Boston	Jayson Tatum	Duke University
4. Phoenix	Josh Jackson	University of Kansas
5. Sacramento	De'Aaron Fox	University of Kentucky
6. Orlando	Jonathan Isaac	Florida State University
7. Minnesota	Lauri Markkanen	University of Arizona
8. New York	Frank Ntilikina	Belgium
9. Dallas	Dennis Smith	North Carolina State University
10. Sacramento	Zach Collins	Gonzaga University
11. Charlotte	Malik Monk	University of Kentucky
12. Detroit	Luke Kennard	Duke University
13. Denver	Donovan Mitchell	University of Louisville
14. Miami	Bam Adebayo	University of Kentucky
15. Portland	Justin Jackson	University of North Carolina
16. Chicago	Justin Patton	Creighton University
17. Milwaukee	D.J. Wilson	University of Michigan
18. Indiana	T.J. Leaf	University of California, Los Angeles
19. Atlanta	John Collins	Wake Forest University
20. Portland	Harry Giles	Duke University
21. Oklahoma City	Terrance Ferguson	Australia
22. Brooklyn	Jarrett Allen	University of Texas at Austin
23. Toronto	OG Anunoby	Indiana University
24. Utah	Tyler Lydon	Syracuse University
25. Orlando	Anzejs Pasecniks	Latvia
26. Portland	Caleb Swanigan	Purdue University
27. Brooklyn	Kyle Kuzma	University of Utah
28. L.A. Lakers	Tony Bradley	University of North Carolina
29. San Antonio	Derrick White	University of Colorado
30. Utah	Josh Hart	Villanova University

SECOND ROUND

TEAM	PLAYER	SCHOOL/COUNTRY
31. Charlotte	Frank Jackson	Duke University
32. Phoenix	Davon Reed	University of Miami
33. Orlando	Wesley Iwundu	Kansas State University
34. Sacramento	Frank Mason	University of Kansas
35. Orlando	Ivan Rabb	University of California
36. Philadelphia	Jonah Bolden	Australia
37. Boston	Semi Ojeleye	Southern Methodist University
38. Chicago	Jordan Bell	University of Oregon
39. Philadelphia	Jawun Evans	Oklahoma State University
40. New Orleans	Dwayne Bacon	Florida State University
41. Atlanta	Tyler Dorsey	University of Oregon
42. Utah	Thomas Bryant	Indiana University
43. Houston	Isaiah Hartenstein	Germany
44. New York	Damyeon Dotson	University of Oregon
45. Houston	Dillon Brooks	University of Oregon
46. Philadelphia	Sterling Brown	Southern Methodist University
47. Indiana	Ike Anigbogu	University of California, Los Angeles
48. Milwaukee	Sindarius Thornwell	University of South Carolina
49. Denver	Vlatko Cancar	Slovenia
50. Philadelphia	Mathias Lessort	France
51. Denver	Monte Morris	Iowa State University
52. New Orleans	Edmond Sumner	Xavier University
53. Boston	Kadeem Allen	University of Arizona
54. Phoenix	Alec Peters	Valparaiso University
55. Utah	Nigel Williams-Goss	Gonzaga University
56. Boston	Jabari Bird	University of California
57. Brooklyn	Aleksandar Vezenkov	Cyprus
58. New York	Ognjen Jaramaz	Serbia
59. San Antonio	Jaron Blossomgame	Clemson University
60. Atlanta	Alpha Kaba	France



NBA G LEAGUE OFFICE

Olympic Tower, 645 5th Avenue; New York, NY 10022
Media Relations: Joanna Shapiro (jshapiro@nba.com)
Mike Perrelli (mperrelli@nba.com)

AGUA CALIENTE CLIPPERS OF ONTARIO

Tel: (909) 409-9090
Arena: Citizens Business Bank Arena
Media Relations Contact: TBD
Website: TBD
NBA Affiliation: LA Clippers

AUSTIN SPURS

13581 Pond Springs Road, Suite 108, Austin, TX 78729
Tel: (512) 236-8333; Fax: (512) 236-8444
Arena: H-E-B Center at Cedar Park
Media Relations Contact: Perri Travillion (ptravillion@attcenter.com)
Website: www.austinspurs.com
NBA Affiliation: San Antonio

CANTON CHARGE

1101 Market Avenue North; Canton, OH 44702
Tel: (866) 444-1944; Fax: (330) 489-1703
Arena: Canton Memorial Civic Center
Media Relations Contact: Sean Wyatt (swyatt@cantoncharge.com)
Website: www.cantoncharge.com
NBA Affiliation: Cleveland

DELAWARE 87ERS

300 Martin Luther King Blvd, Ste. 200; Wilmington, DE 19801
Tel: (302) 504-7587; Fax: (302) 351-5370
Arena: Bob Carpenter Center
Media Relations Contact: Amanda Janczak (amandajanczak@sevens.com)
Website: www.sevens.com
NBA Affiliation: Philadelphia

ERIE BAYHAWKS

110 East 8th Street; Erie, PA 16501
Tel: (814) 790-5600; Fax: (814) 790-5608
Arena: Erie Insurance Arena
Media Relations Contact: Billy Hartman (billy.hartman@nbaerie.com)
Website: www.nbaerie.com
NBA Affiliation: Atlanta

FORT WAYNE MAD ANTS

1910 St. Joe Center Rd, Suite 61; Fort Wayne, IN 46825
Tel: (260) 469-4667; Fax: (260) 469-4674
Arena: Allen County War Memorial Coliseum
Media Relations Contact: Ryan Stevens (rstevens@ftwaynemadants.com)
Website: www.ftwaynemadants.com
NBA Affiliation: Indiana

GRAND RAPIDS DRIVE

40 Monroe Center NW, Ste 11; Grand Rapids MI 49503
Tel: (844) 473-7483
Arena: DeltaPlex Arena
Media Relations Contact: Sarah Parfet Jbara (spj@nbagranderapids.com)
Website: www.nbagranderapids.com
NBA Affiliation: Detroit

GREENSBORO SWARM

2411 West Gate City Blvd.; Greensboro, NC 27403
Tel: (336) 907-3600
Arena: Fieldhouse at the Greensboro Coliseum Complex
Media Relations Contact: TBD
Website: www.gsoswarm.com
NBA Affiliation: Charlotte

IOWA WOLVES

730 3rd Street; Des Moines, Iowa 50309
Tel: (515) 564-8550; Fax: (515) 564-8551
Arena: Wells Fargo Arena
Media Relations Contact: Seth Nutting (seth.nutting@iawolves.com)
Website: www.iawolves.com
NBA Affiliation: Minnesota

LAKELAND MAGIC

701 West Lime Street, Lakeland, FL 33815
Tel: (863) 825-3258; Fax: (863) 825-3279
Arena: RP Funding Center
Media Relations Contact: Ashley Foss (afoss@lakelandmagic.com)
Website: www.lakelandmagic.com
NBA Affiliation: Orlando

LONG ISLAND NETS

168 39th Street, 8th Floor; Brooklyn, NY 11232
Tel: (718) 215-2299; Fax: (718) 522-3544
Arena: NYCB Live's Nassau Coliseum
Media Relations Contact: Megan Walsh (mw Walsh@brooklynynets.com)
Website: www.longislandnets.com
NBA Affiliation: Brooklyn

MAINE RED CLAWS

550 Forest Avenue; Portland, ME 04012
Tel: (207) 210-6655; Fax: (207) 210-6659
Arena: Portland Exposition Building
Media Relations Contact: Evans Boston (eboston@maineredclaws.com)
Website: www.maineredclaws.com
NBA Affiliation: Boston

MEMPHIS HUSTLE

191 Beale Street; Memphis, TN 28103
Tel: (901) 205-1234; Fax: (901) 205-1244
Arena: The Landers Center
Media Relations Contact: Geoffrey Langham (glangham@grizzlies.com)
Website: www.memphishustle.com
NBA Affiliation: Memphis

NORTHERN ARIZONA SUNS

3201 N. Main Street; Prescott Valley, AZ 86314
Tel: (928) 772-7867
Arena: Prescott Valley Event Center
Media Relations Contact: Jake Withee (jwithe@nazsuns.com)
Website: www.nazsuns.com
NBA Affiliation: Phoenix

OKLAHOMA CITY BLUE

208 Thunder Drive, Oklahoma City, OK 73102
Tel: (405) 208-4800; Fax: (405) 429-7900
Arena: Cox Convention Center
Media Relations Contact: Laila Wani (lwani@okcthunder.com)
Website: www.oklahomacityblue.com
NBA Affiliation: Oklahoma City

RAPTORS 905

5600 Rose Cherry Place; Mississauga, ON L4Z4B6
Tel: (416) 815-5600 Fax: (416) 592-9205
Arena: Hershey Centre
Media Relations Contact: Stefano Toniutti (Stefano.toniutti@mlse.com)
Website: www.raptors905.com
NBA Affiliation: Toronto

RENO BIGHORNS

50 West Liberty Street, Ste. 201; Reno, NV 89501
Tel: (775) 853-8200
Arena: Reno Event Center
Media Relations Contact: Kyle Jones (kjones@renobighorns.com)
Website: www.renobighorns.com
NBA Affiliation: Sacramento

RIO GRANDE VALLEY VIPERS

4500 North 10th Street, Suite 315; McAllen, TX 78504
Tel: (956) 972-1144; Fax: (956) 972-1150
Arena: State Farm Arena
Media Relations Contact: Anwar Chagollan (anwar@rgvfc.com)
Website: www.rgvipers.com
NBA Affiliation: Houston

SALT LAKE CITY STARS

301 West South Temple; Salt Lake City, UT 84101
Tel: (801) 325-2500
Arena: Lifetime Activities Center – Bruin Arena
Media Relations: Gina Calvert (gina.calvert@slcstars.com)
NBA Affiliation: Utah

SANTA CRUZ WARRIORS

903 Pacific Avenue, Suite 101; Santa Cruz, CA 95060
Tel: (831) 731-4396; Fax: (831) 466-3201
Arena: Kaiser Permanente Arena
Media Relations Contact: Massimo Degaudenzi (massimo@santacruzbasketball.com)
Website: www.santacruzbasketball.com
NBA Affiliation: Golden State

SIOUX FALLS SKYFORCE

2131 South Minnesota Ave; Sioux Falls, SD 57105
Tel: (605) 332-0605; Fax: (605) 332-2305
Arena: Sanford Pentagon
Media Relations Contact: Matt Dykstra (mdykstra@skyforceonline.com)
Website: www.skyforceonline.com
NBA Affiliation: Miami

SOUTH BAY LAKERS

2275 E. Mariposa Ave.; El Segundo, CA 90245
Tel: (310) 426-6000; Fax: (310) 426-6031
Arena: Toyota Sports Center
Media Relations Contact: Noah Camarena (ncamarena@sb-lakers.com)
Website: www.sblakers.com
NBA Affiliation: Los Angeles Lakers

TEXAS LEGENDS

2601 Avenue of the Stars, Suite 300; Frisco, TX 75034
Tel: (214) 469-0822; Fax: (214) 469-0823
Arena: Dr. Pepper Arena
Media Relations Contact: Britney Wynn (bwnynn@texlegends.com)
Website: www.texlegends.com
NBA Affiliation: Dallas

WESTCHESTER KNICKS

198 Central Ave.; White Plains, NY 10606
Tel: (914) 559-6888
Arena: Westchester County Center
Media Relations Contact: Katie Hatch (Katie.hatch@msg.com)
Website: www.westchesterknicks.com
NBA Affiliation: New York

WINDY CITY BULLS

5333 Prairie Stone Parkway; Hoffman Estates, IL 60192
Tel: (847) 396-7070
Arena: Sears Centre Arena
Media Relations Contact: Shannon Jones (sjones@bulls.com)
Website: www.windycitybulls.com
NBA Affiliation: Chicago

WISCONSIN HERD

549 High Avenue; Oshkosh, WI 54901
Tel: (920) 233-4374; Fax: (920) 744-0238
Arena: Oshkosh Arena
Media Relations Contact: Mallory Steinberg (msteinberg@wisconsinherd.com)
Website: www.wisconsinherd.com
NBA Affiliation: Milwaukee



2016-17 NBA G LEAGUE STANDINGS/AWARD WINNERS

EASTERN CONFERENCE

ATLANTIC DIVISION

	W	L	PCT	GB	HOME	ROAD
Maine Red Claws	29	21	.580	-	15-10	14-11
Delaware 87ers	26	24	.520	3	15-10	11-14
Westchester Knicks	19	31	.380	10	12-13	7-18
Greensboro Swarm	19	31	.380	10	13-12	6-19
Long Island Nets	17	33	.340	12	10-15	7-18
Erie Bayhawks	14	36	.280	15	9-16	5-20

CENTRAL DIVISION

	W	L	PCT	GB	HOME	ROAD
Raptors 905	39	11	.780	-	18-7	21-4
Fort Wayne Mad Ants	30	20	.600	9	16-9	14-11
Canton Charge	29	21	.580	10	17-8	12-13
Grand Rapids Drive	26	24	.520	13	15-10	11-14
Windy City Bulls	23	27	.460	16	15-10	8-17

WESTERN CONFERENCE

PACIFIC DIVISION

	W	L	PCT	GB	HOME	ROAD
Los Angeles D-Fenders	34	16	.680	-	16-9	18-7
Santa Cruz Warriors	31	19	.620	3	18-7	13-12
Northern Arizona Suns	22	28	.440	12	14-11	8-17
Beno Bighorns	21	29	.420	13	12-13	9-16
Salt Lake City Stars	14	36	.280	20	7-18	7-18

SOUTHWEST DIVISION

	W	L	PCT	GB	HOME	ROAD
Oklahoma City Blue	34	16	.680	-	19-6	15-10
Rio Grande Valley Vipers	32	18	.640	2	19-6	13-12
Sioux Falls Skyforce	29	21	.580	5	16-9	13-12
Austin Spurs	25	25	.500	9	13-12	12-13
Texas Legends	25	25	.500	9	14-11	11-14
Iowa Energy	12	38	.240	22	6-19	6-19

MOST VALUABLE PLAYER	Vander Blue, Los Angeles D-Fenders
DENNIS JOHNSON COACH OF THE YEAR	Jerry Stackhouse, Raptors 905
ROOKIE OF THE YEAR	Abdel Nader, Maine Red Claws
DEFENSIVE PLAYER OF THE YEAR	Edy Tavares, Raptors 905
IMPACT PLAYER OF THE YEAR	John Holland, Canton Charge
MOST IMPROVED PLAYER	Devondrick Walker, Delaware 87ers
EXECUTIVE OF THE YEAR	Mike Gansey, Canton Charge
JASON COLLIER SPORTSMANSHIP AWARD	Keith Wright, Westchester Knicks

2017 NBA G LEAGUE POSTSEASON RESULTS

CONFERENCE SEMIFINALS

Raptors 905 2, Canton Charge 0
April 5 - Raptors 112, Canton 107
April 8 - Raptors 108, Canton 90

Maine Red Claws 2, Fort Wayne Mad Ants 1
April 4 - Maine 110, Fort Wayne 106 (OT)
April 10 - Fort Wayne 111, Maine 110
April 12 - Maine 124, Fort Wayne 119

Oklahoma City Blue 2, Santa Cruz Warriors 1
April 5 - Santa Cruz 121, Oklahoma City 120
April 8 - Oklahoma City 131, Santa Cruz 117
April 10 - Oklahoma City 124, Santa Cruz 104

Rio Grande Valley Vipers 2, Los Angeles D-Fenders 1
April 6 - Rio Grande Valley 124, Los Angeles 116 (OT)
April 8 - Los Angeles 126, Rio Grande Valley 124
April 10 - Rio Grande Valley 140, Los Angeles 127

CONFERENCE FINALS

Raptors 905 2, Maine Red Claws 0
April 16 - Raptors 109, Maine 84
April 19 - Raptors 103, Maine 88

Rio Grande Valley Vipers 2, Oklahoma City Blue 1
April 13 - Oklahoma City 112, Rio Grande Valley 108
April 16 - Rio Grande Valley 118, Oklahoma City 105
April 19 - Rio Grande Valley 114, Oklahoma City 102

FINALS

Raptors 905 2, Rio Grande Valley Vipers 1
April 23 - Rio Grande Valley 119, Raptors 106
April 25 - Raptors 95, Rio Grande Valley 85
April 27 - Raptors 122, Rio Grande Valley 96

2016-17 ALL-NBA G LEAGUE TEAMS

FIRST TEAM

Vander Blue, Los Angeles
Keith Benson, Sioux Falls
Quinn Cook, Canton
Dakari Johnson, Oklahoma City
Edy Tavares, Raptors 905

SECOND TEAM

Shawn Long, Delaware
Alex Poythress, Fort Wayne
Briante Weber, Sioux Falls
Josh Magette, Los Angeles
Abdel Nader, Maine

THIRD TEAM

Axel Toupane, Raptors 905
Marcus Georges-Hunt, Maine
John Holland, Canton
Jalen Jones, Maine
Eric Moreland, Canton

2016-17 G LEAGUE ALL-DEFENSIVE TEAM

Briante Weber, Sioux Falls
David Nwaba, Los Angeles
Eric Moreland, Canton
Keith Benson, Sioux Falls
Edy Tavares, Raptors 905

2016-17 G LEAGUE ALL-ROOKIE TEAM


Isaiah Taylor, Rio Grande Valley
David Nwaba, Los Angeles
Abdel Nader, Maine
Jalen Jones, Maine
Alex Poythress, Fort Wayne



NBA CARES

NBA Cares is the league's global social responsibility program that builds on the NBA's mission of addressing important social issues. NBA Cares programs and participants have provided more than 4.1 million hours of hands-on service and created more than 1,115 places where kids and families can live, learn or play in communities around the world. The NBA also engages more than 18 million youth annually, inspiring play and teaching the values of the game. NBA Cares works with internationally recognized youth-serving programs that support education, youth and family development, and health-related causes, including: Thurgood Marshall College Fund, Special Olympics, YMCA of the USA, Boys & Girls Clubs of America, UNICEF, the Make-A-Wish Foundation, Share Our Strength and GLSEN.





COMMUNITY



FASTBREAK FOUNDATION

The goal of the FastBreak Foundation and community relations efforts of the Minnesota Timberwolves is to deepen the bonds between the team and the community in which we operate. We have a special affinity for supporting the elements of the community that are near and dear to our hearts, including supporting causes close to ticket holders, the basketball community and those in need. We give back to the community that gives so much to us.

The mission of the Minnesota Timberwolves FastBreak Foundation is to support organizations that make our community a great place to work, live and play.


The FastBreak Foundation will have 4 main areas of focus, including Basketball, Education, Military and Hunger. Throughout the season the Foundation works to make an impact in the community through featured events, volunteering, in-game elements and grants.

Basketball: Providing youth the opportunity to play and learn through basketball, with an emphasis on growing the game, building future leaders and developing life skills.

Education: Fostering the love of education and reading with youth.

Military: To honor and recognize military troops and their families.

Hunger: Working with the community to help eliminate hunger for children and families in Minnesota and across the world.





FOUNDATION EVENTS



NEW ERA. NEW COURTS. PROGRAM

This summer, the FastBreak Foundation traveled across the state of Minnesota to help neighborhoods take their love of basketball outdoors with the 'New Era. New Courts.' program, presented by U.S. Bank. The team selected three courts to be refurbished through Rebuilding Together and called on fans to help decide which courts to improve in Rochester, Moorhead and the Twin Cities. As each court was unveiled the community was treated to a ribbon cutting ceremony, complete with a chance to play on the restored court with Timberwolves players and assistant coaches.

READ TO ACHIEVE

The Minnesota Timberwolves FastBreak Foundation is committed to helping young people develop a life-long love of reading. For four weeks during the Fall, the Foundation challenges elementary students to pledge to read at least 500 minutes. All students who complete the program receive a Timberwolves Prize Pack and the top reader from each grade will be honored with a Read to Achieve trophy.



TICKETS FOR KIDS

Each season, the FastBreak Foundation works with players, coaches, owners and donors to purchase tickets for children who might not otherwise have the opportunity to experience a Timberwolves game in person. The Foundation works with more than 300 organizations across the state of Minnesota that provide services for economically or socially disadvantaged children and has provided tickets to over 65,000 children and their families.

BOOK MOBILE

The Minnesota Timberwolves and Lynx FastBreak Foundations are proud to foster the love of reading with Minnesota youth. The FastBreak Foundation has created the Timberwolves and Lynx Book Mobile, a traveling library, to spread the love of reading throughout Minnesota. The Book Mobile offers students an incentive to read by giving them a chance to pick out their very own book to keep, allowing them to read at school and at home. Students also receive fun prizes and meet Timberwolves mascot Crunch or Lynx mascot Prowl.



TASTE OF THE TIMBERWOLVES

Now in its 23rd year, Taste of the Timberwolves is the signature fundraising gala of the Minnesota Timberwolves FastBreak Foundation. Offering an elegant evening of food and fun, guests are invited to join Wolves players and coaches in sampling the cuisine from the finest restaurants and bid on unique memorabilia and once-in-a-lifetime experiences, all while seeing first-hand how their support is impacting the community. Over the past 22 years, Taste of the Timberwolves has raised more than \$4 million for the Foundation.

For more information on the FastBreak Foundation's programs, please visit www.timberwolves.com/community.