



MINNESOTA TIMBERWOLVES

# POWER OF THE PACK

PRESENTED BY **usbank.**



2016-17  
MEDIA GUIDE



## THE COURTS AT MAYO CLINIC SQUARE

In June 2015, the Timberwolves opened their state-of-the-art training center that features cutting-edge technology and equipment. At 107,000 sq. ft., the facility is twice the size of the average NBA training center and continues to play a significant role in recruiting free agents and giving players the ability to develop their full potential.

The facility, a \$25 million all private investment, is home to the team's training center, basketball and business operations, the Mayo Clinic Sports Medicine Center and the Timberwolves and Lynx Basketball Academy. Occupying the third and fourth floors of Mayo Clinic Square in downtown Minneapolis, the facility includes expanded training areas and two basketball courts, with the Timberwolves and Lynx each having a primary court.

The team's medical provider, the world-renowned Mayo Clinic, operates a sports medicine center directly connected to the courts, giving players convenient access to one of the most sophisticated and respected medical systems in the world.



### FACILITY BY THE NUMBERS:

107,000 total square feet. Finished spaces include:

- 52,000 sq. ft. Timberwolves and Lynx basketball operations
- 23,000 sq. ft. Timberwolves and Lynx corporate headquarters
- 20,000 sq. ft. Mayo Clinic Sports Medicine Center
- 7,500 sq. ft. Mayo Clinic and Timberwolves & Lynx shared space

### PLAYER/TEAM AMENITIES:

- Three plunge treatment pools and one therapy pool
  - Consist of more than 8,400 gallons of water
- Three steam rooms and two saunas
- Five locker rooms and two film rooms
- 9 ft. doors and 8 ft. showerheads to accommodate tall athletes
- Player lounge and nutrition center
- 24/7, 365 access to the court and training areas







## TARGET CENTER RENOVATION

Construction on the \$128.9 million renovation of Target Center is underway and will be completed prior to the start of the Minnesota Timberwolves 2017-18 season.

Major changes to date include an extensive renovation of the suite level resulting in new product offerings for Target Center with the Chairman's Suites and Theater Boxes. The Chairman's Suites are located along the sideline and include a private balcony and access to the Chairman's Club – a communal club located right at center court. These suites are meant for larger groups of at least 16. The Theater Boxes are a brand new concept for the Minneapolis market and give companies looking to entertain smaller groups the same amenities of an all-inclusive club seating experience with the prime location of the sideline view. These boxes can accommodate 4-6 guests.

All fans can now enjoy the brand new scoreboard – the largest center-hung arena scoreboard in the Upper Midwest. The new scoreboard is a vast improvement, with 7 times the total digital board space that was previously available at Target Center.

### REMAINING PROJECT TIMELINE:

Phase 2 Fall 2016-Spring 2017: Exterior work begins, loading dock improvements and marshaling yard.

Phase 3 Summer 2017 (Target Center closed for events): New lobby built, locker rooms, dressing rooms, public restrooms, concourse improvements, additional club spaces and food and beverage improvements.

Target Center is a City-owned community asset that's been heavily used for 26 years. It is the 6th busiest building in the nation and 17th busiest in the world. It hosts about 200 events annually and about a million visitors pass through its doors every year.



**TARGET CENTER**  
**RENOVATION**  
YOUR EXPERIENCE REIMAGINED



# 2016-17 SCHEDULE

## OCTOBER/NOVEMBER

SUN	MON	TUE	WED	THU	FRI	SAT
			7:00 MEM F			9:30 SAC E
		7:00 MEM F		7:00 DEN F		5:00 OKC E
		6:30 BKN F	6:00 ORL F			7:00 LAC F
6:00 LAL F		7:00 CHA F		7:00 PHI T		7:00 MEM E
	7:00 BOS F		8:30 NOP E		8:00 PHX F	9:30 GSW F
	7:00 UTA F		7:00 NYK F			

## DECEMBER

SUN	MON	TUE	WED	THU	FRI	SAT
					8:30 NYK F	6:00 CHA F
		7:00 SAS F		6:00 TOR T	7:00 DET F	
6:00 GSW F		7:00 CHI E				7:00 HOU F
	7:00 PHX F		6:30 ATL E		7:00 SAC F	
			8:00 DEN F		7:00 MIL F	
7:00 OKC E	7:00 ATL F					

## JANUARY

SUN	MON	TUE	WED	THU	FRI	SAT
6:00 POR F		6:00 PHI F			6:00 WAS F	7:00 UTA F
	7:00 DAL F		7:00 HOU F		7:00 OKC F	
3:00 DAL F		7:30 SAS F		9:30 LAC T		
6:00 DEN F		8:00 PHX F		7:00 IND F		8:00 BKN F
	7:00 ORL F					

## FEBRUARY

SUN	MON	TUE	WED	THU	FRI	SAT
			6:00 CLE F		6:30 DET F	8:00 MEM F
	7:00 MIA F		7:00 TOR F		7:00 NOP F	
2:30 CHI F		7:00 CLE F	8:00 DEN F			
2017 NBA ALL-STAR GAME					7:00 DAL F	8:00 HOU F
	9:30 SAC F					

## MARCH

SUN	MON	TUE	WED	THU	FRI	SAT
			8:00 UTA F			8:00 SAS F
	7:00 POR F		7:00 LAC F		7:00 GSW F	7:00 MIL F
	7:00 WAS F		6:30 BOS F		7:00 MIA F	
5:00 NOP F		8:30 SAS F			9:30 LAL F	9:00 POR F
		6:00 IND F		7:00 LAL F		

## APRIL

SUN	MON	TUE	WED	THU	FRI	SAT
						7:00 SAC F
		9:30 GSW F		9:30 POR T	8:00 UTA F	
8:30 LAL F		7:00 OKC F	7:00 HOU F			

**TARGET CENTER**  
\*ALL GAMES CENTRAL TIME







# 21

## THANK YOU, KG!

A member of the Minnesota Timberwolves for 13-plus seasons, Kevin Garnett holds a multitude of Wolves records. He also ranks in the Top 20 in the NBA in games played (5th), minutes (3rd), points (17th), field goals made (11th), total rebounds (9th), defensive rebounds (1st), steals (16th), and blocks (17th).

Wolves fans will long remember his **intensity, determination** and **will to win**.



## TABLE OF CONTENTS

### PLAYERS

2016-17 Roster .....	8
Cole Aldrich .....	9
Nemanja Bjelica .....	12
Gorgui Dieng .....	15
Kris Dunn .....	18
Jordan Hill .....	20
Tyus Jones .....	23
Zach LaVine .....	26
Shabazz Muhammad .....	29
Adreian Payne .....	32
Nikola Pekovic .....	35
Ricky Rubio .....	38
Brandon Rush .....	42
Karl-Anthony Towns .....	45
Andrew Wiggins .....	48
Training Camp Invites .....	51
Foreign Assets .....	52

### FRONT OFFICE

Staff Directory .....	54
Glen Taylor & Limited Partners .....	56
Ethan Casson .....	57
Chris Wright .....	57
Tom Thibodeau .....	58
Scott Layden .....	60
Assistant Coaches .....	61
Basketball Staff .....	62
Training Staff .....	64
Team Doctors .....	65
Executive Staff .....	66
Vice Presidents .....	67
Staff Headshots .....	69
Ticket Information .....	75
Target Center/AEG Directory .....	76
Crunch .....	77
Timberwolves Dancers .....	78

### MEDIA

Public Relations Staff .....	80
Media Information .....	81
Traveling Media .....	81
TV Broadcast Team .....	82
Radio Broadcast Team .....	83

### 2015-16 REVIEW

Roster/Final Statistics .....	85
Game-By-Game Results .....	86
Season Summary .....	87
Team Notes .....	88
Game-By-Game Statistics .....	89
Season Superlatives .....	90
Top Individual Performances .....	91
Individual Highs .....	92

### HISTORY

2014-15 Season Review .....	94
2013-14 Season Review .....	96
2012-13 Season Review .....	98
2011-12 Season Review .....	100
2010-11 Season Review .....	102
2009-10 Season Review .....	104
2008-09 Season Review .....	106
2007-08 Season Review .....	108
2006-07 Season Review .....	110
2005-06 Season Review .....	112
2004-05 Season Review .....	114
2003-04 Season Review .....	116
2002-03 Season Review .....	118
2001-02 Season Review .....	120
2000-01 Season Review .....	122
1999-00 Season Review .....	124
1998-99 Season Review .....	126
1997-98 Season Review .....	128
1996-97 Season Review .....	130
1995-96 Season Review .....	132
1994-95 Season Review .....	134
1993-94 Season Review .....	136
1992-93 Season Review .....	138
1991-92 Season Review .....	140
1990-91 Season Review .....	142
1989-90 Season Review .....	144
Former Player Statistics .....	146
All-Time Jersey Numbers .....	176
Retired Numbers .....	177
All-Time College Roster .....	178
Wolves Draft History .....	179
Wolves Transactions .....	180
Wolves History .....	186
Team Name & Logo History .....	191

### RECORDS

Wolves Individual Records .....	193
Wolves Team Highs .....	195
Wolves Team Lows .....	196
Wolves Rookie Records .....	197
Opponent Individual Records .....	198
Opponent Team Highs .....	199
Opponent Team Lows .....	200
Target Center Records .....	201
Two-Team Records .....	203
Wolves Honor Roll .....	204
Wolves Among League Leaders .....	205
Miscellaneous Records .....	206
Year-By-Year Leaders .....	212
Individual Season Highs .....	215
Career Leaders .....	216
All-Time vs. NBA .....	217
All-Time Games .....	219

### RECORDS (CONTINUED)

All-Time Leaders vs. Wolves .....	220
Head Coaching Records .....	221
Attendance .....	222

### PLAYOFFS

Wolves Individual Playoff Records .....	224
Wolves Team Playoff Highs/Lows .....	226
Opponent Individual Playoff Records .....	227
Opponent Team Playoff Highs/Lows .....	229
2004 Playoffs vs. Los Angeles .....	230
2004 Playoffs vs. Sacramento .....	231
2004 Playoffs vs. Denver .....	232
2003 Playoffs vs. Los Angeles .....	233
2002 Playoffs vs. Dallas .....	234
2001 Playoffs vs. San Antonio .....	235
2000 Playoffs vs. Portland .....	236
1999 Playoffs vs. San Antonio .....	237
1998 Playoffs vs. Seattle .....	238
1997 Playoffs vs. Houston .....	239
Individual Career Playoff Statistics .....	240

### NBA

Team Directories .....	242
NBA Directory/NBA Key Dates & Terms .....	271
2015-16 NBA Standings/Awards .....	272
2015-16 NBA Leaders .....	273
2016 NBA Draft Results .....	274
D-League Directory .....	275
2015-16 D-League Standings/Awards .....	276
NBA Cares .....	277

### COMMUNITY

FastBreak Foundation .....	279
Monthly Themes .....	279
Taste of the Timberwolves .....	282
Foundation Events .....	283

## 2016-17 CREDITS

### EXECUTIVE EDITOR

Alex King

### EDITORIAL CONTRIBUTORS

Aaron Seehusen  
Dan Bell  
Kirsten Wenker  
Aaron Freeman

### ART DIRECTION & DESIGN

Kim Gleffe  
Lauren Kuznia

### VP OF COMMUNICATIONS

Brad Ruiter

### VP OF MARKETING

Lindsay Milne

### SR. CREATIVE SERVICES MANAGER

Henry Moore

### CREATIVE PROJECTS MANAGER

Addie Windfaldet

### PHOTOGRAPHY

David Sherman

© 2016 Minnesota Timberwolves

All NBA and team insignia depicted in this publication are the property of NBA Properties, Inc. and the respective teams of the NBA and may not be reproduced for commercial purposes without the prior written consent of NBA Properties, Inc.

The information contained in this publication was compiled by the Minnesota Timberwolves and is provided as a courtesy to our fans and the press and may be used only for personal or editorial purposes. Any commercial use of this information is prohibited without the prior written consent of the Minnesota Timberwolves.



# ***PLAYERS***

MINNESOTA TIMBERWOLVES

**POWER  
OF  
THE PACK**





#45 Cole Aldrich

CENTER  
HEIGHT · 6-11  
WEIGHT · 250  
BIRTHDAY · 10.31.88  
PRIOR · Kansas  
YEARS · 6



#88 Nemanja Bjelica

FORWARD  
HEIGHT · 6-10  
WEIGHT · 225  
BIRTHDAY · 05.09.88  
PRIOR · Fenerbahce Ulker  
YEARS · 1



#5 Gorgui Dieng

CENTER  
HEIGHT · 6-11  
WEIGHT · 240  
BIRTHDAY · 01.18.90  
PRIOR · Louisville  
YEARS · 3



#3 Kris Dunn

GUARD  
HEIGHT · 6-4  
WEIGHT · 205  
BIRTHDAY · 03.18.94  
PRIOR · Providence  
YEARS · R



#27 Jordan Hill

FORWARD/CENTER  
HEIGHT · 6-10  
WEIGHT · 240  
BIRTHDAY · 07.27.87  
PRIOR · Arizona  
YEARS · 7



#1 Tyus Jones

GUARD  
HEIGHT · 6-2  
WEIGHT · 195  
BIRTHDAY · 05.10.96  
PRIOR · Duke  
YEARS · R



#8 Zach LaVine

GUARD  
HEIGHT · 6-5  
WEIGHT · 185  
BIRTHDAY · 03.10.95  
PRIOR · UCLA  
YEARS · 2



#15 Shabazz Muhammad

FORWARD  
HEIGHT · 6-6  
WEIGHT · 223  
BIRTHDAY · 11.13.92  
PRIOR · UCLA  
YEARS · 3



#33 Adreian Payne

FORWARD  
HEIGHT · 6-10  
WEIGHT · 237  
BIRTHDAY · 02.19.91  
PRIOR · Michigan State  
YEARS · 2



#14 Nikola Pekovic

CENTER  
HEIGHT · 6-11  
WEIGHT · 307  
BIRTHDAY · 01.03.86  
PRIOR · Panathinaikos  
YEARS · 6



#9 Ricky Rubio

GUARD  
HEIGHT · 6-4  
WEIGHT · 190  
BIRTHDAY · 10.21.90  
PRIOR · FC Barcelona  
YEARS · 5



#4 Brandon Rush

GUARD/FORWARD  
HEIGHT · 6-6  
WEIGHT · 225  
BIRTHDAY · 07.07.85  
PRIOR · Kansas  
YEARS · 8



#32 Karl-Anthony Towns

FORWARD/CENTER  
HEIGHT · 7-0  
WEIGHT · 244  
BIRTHDAY · 11.15.95  
PRIOR · Kentucky  
YEARS · 1



#22 Andrew Wiggins

FORWARD  
HEIGHT · 6-8  
WEIGHT · 199  
BIRTHDAY · 02.23.95  
PRIOR · Kansas  
YEARS · 2



Tom Thibodeau

HEAD COACH



Rick Brunson

ASSISTANT COACH



Andy Greer

ASSISTANT COACH



Ed Pinckney

ASSISTANT COACH



Ryan Saunders

ASSISTANT COACH



# COLE ALDRICH

45 | CENTER

**HEIGHT:** 6-11

**WEIGHT:** 250 lbs

**BIRTHDATE:** October 31, 1988 in Burnsville, MN


**COLLEGE:** Kansas

**HIGH SCHOOL:** Bloomington Jefferson High School  
(Bloomington, Minnesota)

**EXPERIENCE:** 6 years

**ACQUIRED:** Via free agency  
(July 13, 2016)

**DRAFTED:** 2010, 1st round (11th overall)  
by the New Orleans Hornets





### 2015-16 NBA SEASON (L.A. CLIPPERS)

Appeared in 60 games (five starts) and averaged 5.5 points, 4.8 rebounds, 0.8 assists and 1.13 blocks in 13.3 minutes per game... Posted career highs in field goal percentage (.596), blocks per game (1.13) and steals per game (0.78)... Led the Clippers in blocks 22 times, steals nine times and rebounds five times... Tallied two double-doubles... His 5.5 ppg tied his highest scoring average of any season in his career (2014-15: 5.5)... Hit a game-tying layup with three seconds remaining in regulation on April 8 at Utah, finishing the game with career highs in steals (5) and minutes (39:44) and season highs in points (21), rebounds (18) and made field goals (10)... Aldrich was the only player to tally 21+ points, 18+ rebounds and 5+ steals in a game in 2015-16... Scored a then-season-high 19 points in consecutive games (Jan. 13-16)... Blocked a season-high four shots on Mar. 19 at Memphis... Made a career-high seven free throws on Dec. 28 at Washington... Made his Clippers debut on Oct. 29, tallying two points in 6:54 off the bench... Registered 22 DNP-CDs.

### NBA CAREER NOTES

Signed by Minnesota as a free agent on July 13, 2016... Signed by the Clippers on July 13, 2015... Re-signed by New York on July 11, 2014... Signed by New York to a contract on Sept. 24, 2013... Traded by the Rockets along with Toney Douglas, Patrick Patterson to the Sacramento Kings for Francisco Garcia, Tyler Honeycutt and Thomas Robinson on Feb. 20, 2013... Traded by Oklahoma City along with Daequan Cook, James Harden and Lazar Hayward to Houston in exchange for Jeremy Lamb, Kevin Martin and three draft picks on Oct. 27, 2012... Traded by New Orleans with Morris Peterson to Oklahoma City for Craig Brackins and Quincy Pondexter... Selected by the New Orleans Hornets in the 1st round (11th overall) of the 2010 NBA Draft... **2014-15 (New York):** Appeared in 61 games (16 starts) and averaged 5.5 points, 5.5 rebounds, 1.2 assists and a team-high 1.07 blocks... Shot 47.8% from the field and 78.1% from the free throw line... Established single-season career-high in games played (61), minutes (976, after logging 1,032 in four prior NBA seasons), rebounds (338, after notching 332 in four prior seasons), points (338, after 267 in four prior seasons), rebounds per game (5.5) and points per game (5.5)... Led the team in rebounds 17 times, including grabbing a career-high 19 boards on Dec. 28 at Portland... Scored a career-high 24 points vs. Detroit on Apr. 15 in the season finale... Recorded eight double-digit rebound games... Recorded six double-doubles (including two in season's last three games), after notching five double-doubles over his prior four seasons... **2013-14 (New York):** Appeared in 46 games (two starts), averaging 2.0 points and 2.8 rebounds while shooting 54.1% (33-61) from the field in 7.2 minutes per game... Tallied three double-doubles... Made his first career NBA start on Mar. 12 at Boston, logging a double-double with 12 points and 10 rebounds... Appeared in his 100th career NBA game on Dec. 14 vs. Atlanta... **2012-13 (Houston, Sacramento):** Appeared in 45 games off the bench between Houston and Sacramento, averaging 2.2 points, 2.7 rebounds in 8.6 minutes per game... Played in 30 games for the Rockets, 15 games with the Kings... With Houston, averaged 1.7 points and 1.9 rebounds in 7.1 minutes per game... Traded midseason to Sacramento... In the final week of the season, recorded first career double-doubles in back-to-back games for Kings against his two former teams: Apr. 14 at Houston (12 points, 12 rebounds) and Apr. 15 at Oklahoma City (12 points, 13 rebounds)... **2011-12 (Oklahoma City):** Appeared in 26 games (zero starts), averaging 2.2 points and 1.8 rebounds over 6.7 minutes per game... Registered 39 DNP-CDs and missed one game for personal reasons... **2010-11 (Oklahoma City):** Appeared in 18 games for the Thunder, averaging 1.0 points and 1.9 rebounds in 7.9 minutes... Assigned to Tulsa 66ers of D-League on three occasions, appearing in 21 games (all starts), while averaging 10.3 points and 8.6 rebounds in 29.3 minutes.

### NBA PLAYOFFS NOTES

In 11 career postseason games, has averaged 3.0 points and 3.9 rebounds in 9.3 minutes per game... **2016 (L.A. Clippers):** Appeared in 6 games (zero starts) with the Clippers, averaging 3.8 points and 5.0 rebounds in 12.8 minutes per game... **2012 (Oklahoma City):** Appeared in five postseason games (zero starts), averaging 2.0 points and 2.6 rebounds in 4.0 minutes.

### COLLEGE NOTES

Appeared in 111 games (71 starts) in three seasons for Kansas, averaging 9.4 points, 7.7 rebounds and 2.3 blocks in 21.0 minutes... Named a 2009-10 Consensus All-American (2nd Team)... School single-season record 125 blocks in final (junior) season of 2009-10... Ranked second in the Big 12 in field goal percentage (59.8%) in 2008-09... Big 12 Defensive Player of the Year and All-Big 12 First Team as both a sophomore and junior... Led Big-12 in blocks per game (2.7) in 2008-09... Led Big-12 with 354 rebounds in 2009-10... A member of the Jayhawks' NCAA National

Championship team as a freshman in 2007-08.

### PERSONAL NOTES

Born October 31, 1988, in Burnsville, Minnesota... Full name is Cole David Aldrich... Son of Walter and Kathleen Aldrich... Has one brother, Grant... Four-year letter winner at Bloomington Jefferson High School... McDonald's All-American as a senior who averaged 22.9 points, 17.6 rebounds and 3.8 blocked shots as Bloomington made the state quarterfinals in 2006-07... Named state player of the year by the Minneapolis Star-Tribune and St. Paul Pioneer Press following his senior campaign... Associated Press named Aldrich the Minnesota Defensive Player of the Year his sophomore, junior and senior seasons, the first to receive the honor three straight years... Holds Jefferson single-season and career records in scoring, blocks and rebounding... Numerous awards include three-time all-state, three-time all-metro, and four-time all-conference.

### SOCIAL MEDIA

Twitter: @colea45  
Instagram: colea45  
Facebook: ColeA45





### CAREER HIGHS

Minutes	40	04/08/2016	L.A. Clippers at Utah (Twice)
Field Goals	11	04/15/2015	New York vs Detroit
Field Goal Attempts	16	04/15/2015	New York vs Detroit (Twice)
Three-Point Field Goals	0		
Three-Point Attempts	0		
Free Throws	7	12/28/2015	L.A. Clippers at Washington
Free Throw Attempts	8	12/28/2015	L.A. Clippers at Washington
Offensive Rebounds	9	12/28/2014	New York at Portland
Defensive Rebounds	14	04/08/2016	L.A. Clippers at Utah
Rebounds	19	12/28/2014	New York at Portland
Assists	5	03/19/2015	New York vs Minnesota (3 times)
Steals	5	04/08/2016	L.A. Clippers at Utah
Turnovers	5	01/05/2015	New York at Memphis
Blocked Shots	5	03/14/2015	New York at Golden State (Twice)
Points	24	04/15/2015	New York vs Detroit

### NBA REGULAR SEASON STATS

Year/Team	G	MIN	FGM	FGA	PCT	3PM	3PA	PCT	FTM	FTA	PCT	OFF	DEF	TOT	RPG	AST	APG	PF	DQ	STL	BLK	PTS	PPG
10-11/OKC	18	142	8	15	.533	0	0	---	2	4	.500	13	22	35	1.9	4	0.2	30	0	5	7	18	1.0
11-12/OKC	26	173	22	42	.524	0	0	---	13	14	.929	13	35	48	1.8	3	0.1	22	0	8	16	57	2.2
12-13/HOU-SAC	45	388	44	80	.550	0	0	---	12	20	.600	30	90	120	2.7	9	0.2	60	0	5	23	100	2.2
13-14/NYK	46	330	33	61	.541	0	0	---	26	30	.867	37	92	129	2.8	14	0.3	40	0	8	30	92	2.0
14-15/NYK	61	976	144	301	.478	0	0	---	50	64	.781	101	237	338	5.5	75	1.2	122	1	37	65	338	5.5
15-16/LAC	60	800	134	225	.596	0	0	---	60	84	.714	86	202	288	4.8	50	0.8	139	1	47	68	328	5.5
TOTALS	256	2808	385	724	.532	0	0	---	163	216	.755	280	678	958	3.7	155	0.6	413	2	110	209	933	3.6

### NBA PLAYOFFS STATS

Year/Team	G	MIN	FGM	FGA	PCT	3PM	3PA	PCT	FTM	FTA	PCT	OFF	DEF	TOT	RPG	AST	APG	PF	DQ	STL	BLK	PTS	PPG
11-12/OKC	5	25	4	9	.444	0	0	---	2	4	.500	5	8	13	2.6	0	0.0	3	0	0	0	10	2.0
15-16/LAC	6	77	10	15	.667	0	0	---	3	6	.500	8	22	30	5.0	3	0.5	11	0	6	3	23	3.8
TOTALS	11	102	14	24	.583	0	0	---	5	10	.500	13	30	43	3.9	3	0.3	14	0	6	3	33	3.0

# NEMANJA BJELICA

88 | FORWARD

**HEIGHT:** 6-10

**WEIGHT:** 225 lbs


**BIRTHDATE:** May 9, 1988 in Belgrade, Serbia

**PRIOR TO NBA:** Fenerbahçe Ülker (Turkey)

**EXPERIENCE:** 1 year

**ACQUIRED:** Via trade from Washington  
(June 24, 2010)

**DRAFTED:** 2010, 2nd round (35th overall)  
by the Washington Wizards







### 2015-16 NBA SEASON (MINNESOTA)

Finished his rookie NBA season on a strong note, averaging 10.5 ppg (on 65.9% shooting, including 13-for-20 from beyond the arc) and 6.1 rpg while logging 24.2 mpg in his final eight contests... Appeared in 60 games overall, missing 15 due to injury (Nov. 20-27, bruised left knee; Feb. 19-Mar. 8, strained right foot) and drawing seven DNP-CDs... Tallied 5.1 ppg, 3.5 rpg and 1.4 apg in 17.9 mpg, shooting 46.8% from the floor, 38.4% (48-for-125) from three-point range and 72.7% from the FT line... Led the Wolves with 18 points in the Apr. 7 victory at Sacramento, one of 14 double-figure scoring nights... Claimed a game- and season-high 14 rebounds Apr. 11 vs. Houston, part of his second straight double-double; he totaled 11 points, 10 rebounds and five assists in the Apr. 9 win at Portland... Collected three point/rebound double-doubles in total, the first a 17-point, 11-rebound effort Nov. 7 at Chicago; he also posted season highs in minutes (40:13) and assists (five) in that contest... Picked off a season-best three steals Jan. 12 vs. Oklahoma City, and had a season-high two blocks Jan. 15 at Oklahoma City.

### NBA CAREER NOTES

Signed by the Timberwolves on July 14, 2015... Acquired from Washington on June 24, 2010 along with the draft rights to Lazar Hayward in return for the rights to Trevor Booker and Hamady N'diaye... Selected by Washington in the 2nd round (35th overall) in the 2010 NBA Draft.

### INTERNATIONAL NOTES

Member of the Serbian Senior National Team since 2009... Did not compete with Serbia in the Olympic qualifying tournament in Belgrade or the Rio de Janeiro Olympics because of a right foot injury... Most recently competed with Serbia in EuroBasket 2015, averaged a team-high 13.9 points and 6.6 rebounds per game in Serbia's fourth place finish... Averaged 11.9 points and 6.9 rebounds per game as Serbia won the silver medal in the 2014 FIBA Basketball World Cup... Shot 43.2% from the floor and 81.6% from the free throw line... A member of the 2009 European Championship squad that won a silver medal, averaging 2.6 points and 5.1 rebounds in minutes per game... Also competed with the team at the 2010 FIBA World Championship, as well as the 2011 and 2013 European Championships.

### PROFESSIONAL NOTES

Before signing with Minnesota, Bjelica spent the previous two seasons with Fenerbahce in the TBL... **2014-15:** With Fenerbahce Ulker, averaged 11.5 points and 8.2 rebounds in 63 combined games between Euroleague and Turkish Basketball League (TBL) play... Shot 54.1% from the floor and 37.4% from three-point range... Named Euroleague MVP after averaging 12.1 points and 8.5 rebounds in 27.8 minutes during league play... Helped lead Fenerbahce to the Euroleague Final Four for the first time in franchise history before losing in the semi-finals to Real Madrid... Named to the 2014-15 All-Euroleague First Team and the 2014-15 Euroleague March MVP... **2013-14:** In his first season with Fenerbahce Ulker, averaged 8.5 points and 5.8 rebounds in 37 games during TBL play... Played in 24 games during Euroleague play, averaging 10.4 points and 6.1 rebounds... **2012-13:** With Caja Laboral in Spain's Liga ACB, averaged 9.8 points and 5.7 rebounds in 33 league games... In 26 Euroleague games, averaged 9.9 points and 4.8 rebounds per game... **2011-12:** With Caja Laboral, averaged 6.2 points and 3.8 rebounds in 40 ACB games... Averaged 4.8 points and 2.1 rebounds in 10 Euroleague games... **2010-11:** In his first season with Caja Laboral, averaged 3.9 points and 2.0 rebounds in 22 league games... Averaged 1.2 points and 1.7 rebounds in 13 Euroleague contests... **2009-10:** With Crvena Zvezda in Serbia's KLS league... Averaged 18.9 points and 7.4 rebounds in 16 KLS games... Played in 12 Eurocup games, averaging 8.5 points and 5.8 rebounds... **2008-09:** In his first season with Crvena Zvezda, averaged 4.6 points and 2.8 rebounds in 11 KLS games... Averaged 4.8 points and 1.8 rebounds in 12 Eurocup games... **2007-08:** Began his professional career with Traiskirchen in the Austrian Basketball League (ABL), averaging 8.5 points and 3.5 rebounds in 26 games.

### PERSONAL NOTES

Born May 9, 1988, in Belgrade, Serbia... Bjelica is the son of Milovan and Slavica Bjelica... He credits legendary Serbian and European coach Svetislav Pesic with much of his basketball development... Former NBA player Nenad Krstic was the best man at Bjelica's wedding... Name is pronounced NEH-men-yah bee-a-lihzt-ah.

### SOCIAL MEDIA

Twitter: @Bjelica88  
Instagram: beli.88  
Facebook: Bjelica88



#### CAREER HIGHS

Minutes	40	11/07/2015	Minnesota at Chicago
Field Goals	6	04/07/2016	Minnesota at Sacramento (Twice)
Field Goal Attempts	9	11/07/2015	Minnesota at Chicago
Three-Point Field Goals	4	04/07/2016	Minnesota at Sacramento
Three-Point Attempts	6	11/07/2015	Minnesota at Chicago
Free Throws	5	03/30/2016	Minnesota vs L.A. Clippers (3 times)
Free Throw Attempts	6	03/30/2016	Minnesota vs L.A. Clippers (Twice)
Offensive Rebounds	4	04/11/2016	Minnesota vs Houston
Defensive Rebounds	10	04/11/2016	Minnesota vs Houston (Twice)
Rebounds	14	04/11/2016	Minnesota vs Houston
Assists	5	11/07/2015	Minnesota at Chicago
Steals	3	04/13/2016	Minnesota vs New Orleans (Twice)
Turnovers	2	04/11/2016	Minnesota vs Houston (12 times)
Blocked Shots	2	04/05/2016	Minnesota at Golden State (3 times)
Points	18	04/07/2016	Minnesota at Sacramento

#### NBA REGULAR SEASON STATS

Year/Team	G	MIN	FGM	FGA	PCT	3PM	3PA	PCT	FTM	FTA	PCT	OFF	DEF	TOT	RPG	AST	APG	PF	DQ	STL	BLK	PTS	PPG
15-16/MIN	60	1075	110	235	.468	48	125	.384	40	55	.727	49	161	210	3.5	82	1.4	154	1	26	21	308	5.1
<b>TOTALS</b>	<b>60</b>	<b>1075</b>	<b>110</b>	<b>235</b>	<b>.468</b>	<b>48</b>	<b>125</b>	<b>.384</b>	<b>40</b>	<b>55</b>	<b>.727</b>	<b>49</b>	<b>161</b>	<b>210</b>	<b>3.5</b>	<b>82</b>	<b>1.4</b>	<b>154</b>	<b>1</b>	<b>26</b>	<b>21</b>	<b>308</b>	<b>5.1</b>



# GORGUI DIENG

5 | CENTER

**HEIGHT:** 6-11

**WEIGHT:** 240 lbs

**BIRTHDATE:** January 18, 1990 in Kebemer, Senegal

**COLLEGE:** Louisville

**HIGH SCHOOL:** Huntington St. Joseph Prep  
(Huntington, West Virginia)

**EXPERIENCE:** 3 years

**ACQUIRED:** Via trade from Utah  
(June 27, 2013)

**DRAFTED:** 2013, 1st round (21st overall)  
by the Utah Jazz





## 2015-16 NBA SEASON (MINNESOTA)

Completed his third season with the Wolves by playing in all 82 games for the first time, including 39 starts... Averaged a career-high 10.1 ppg, 7.1 rpg, 1.7 apg and a career-best 1.15 spg in 27.1 mpg... Ranked 10th in the NBA in FG accuracy (53.2%, the fourth-best percentage in franchise history) and 30th in blocked shots (1.17 bpg), and improved his FT accuracy to 82.7% (205-for-248) after shooting 78.3% a year ago and 63.4% as a rookie... Started the final 36 contests, beginning Jan. 27 vs. Oklahoma City; he averaged 12.7 ppg (55.6%), 8.0 rpg and 2.3 apg while logging 31.3 mpg in that stretch... Closed the season with 20 points and 11 rebounds vs. New Orleans on Apr. 13, his ninth career 20/10 performance (fourth this season)... Was Minnesota's leading scorer twice, tallying a career-high 25 points (highlighted by an 11-for-11 effort from the FT line) in the Mar. 11 victory at Oklahoma City... Put together a streak of four consecutive multi-steal, multi-block games from Mar. 7-14, the longest such run in the NBA this season and the second-longest in franchise history... Contributed 14 points and 12 rebounds at Memphis on Feb. 19, his career-best fifth straight double-double; the minute total (44:01) was a season high... Chipped in 24 points (with a season-high seven assists) Feb. 6 vs. Chicago, and contributed 20 points and a season-high 15 rebounds Jan. 29 at Utah, one of 15 double-doubles this year (42 career)... Tied his career high with six blocked shots Jan. 12 vs. Oklahoma City, and added five blocks Nov. 18 at Orlando.

## NBA CAREER NOTES

Had his 2016-17 contract option exercised on Oct. 21, 2015... Acquired by the Timberwolves on draft night (June 27, 2013) along with the draft rights to Shabazz Muhammad (14th overall) from the Utah Jazz in exchange for the draft rights to Trey Burke (9th overall)... Selected by the Utah Jazz with the 21st overall selection in the 2013 NBA Draft... **2014-15 (Minnesota):** Ended his second NBA campaign prematurely, missing the final nine games due to concussion-like symptoms sustained Mar. 29 at New Orleans... He'd played in each of the Wolves' 73 games to that point, including 49 starts... Raised his averages across the board from his rookie season, tallying 9.7 ppg, 8.3 rpg, 2.0 apg and 1.73 bpg in 30.0 mpg while shooting 50.6% from the field and 78.3% from the FT line... Ranked 21st in the NBA in rebounding and 12th in blocked shots; his 126 total blocks are good for 9th on the Wolves' all-time single-season list (Kevin Garnett owns six of the top eight)... Registered 18 point/rebound double-doubles and was Minnesota's top rebounder on 37 occasions... Blocked a career-high six shots Mar. 19 at New York; the minute total (48:14) is also a career best... Had five blocks on two other occasions (Feb. 9 vs. Atlanta, Dec. 26 at Denver)... Totaled 21 points and 14 rebounds Mar. 13 at Oklahoma City, his fifth career 20/10 effort and third 20+ point outing of the season... Scored 14 points with four rebounds and three assists in the BBVA Rising Stars Challenge on Feb. 13, as part of All-Star Weekend in New York... Pulled in a season-high 18 rebounds Jan. 26 at Oklahoma City, one of 26 double-digit nights... Led the Wolves with a career-high 22 points and 12 rebounds Jan. 5 vs. Denver, and posted 15 points and 16 rebounds Dec. 3 vs. Philadelphia... Dealt a career-high eight assists Nov. 28 at the L.A. Lakers, and picked off a career-high five steals Nov. 19 vs. New York... Had his 2015-16 contract option exercised on Oct. 19... **2013-14 (Minnesota):** Named Western Conference Rookie of the Month for March... Saw action in 60 games overall, including 33 of the final 35; he averaged 4.8 ppg and 5.0 rpg (in 13.6 mpg) while shooting 49.8% from the floor and 63.4% from the FT line... Started 15 of the final 18 contests, averaging 12.0 ppg and 11.3 rpg in 30.2 mpg and hitting 52.8% (84-for-159) from the floor in those 18 while collecting nine double-doubles... Hit the game-winning shot with :04.6 left Apr. 11 vs. Houston, capping a 12-point, 20-rebound performance... Became the fifth player in Wolves history to record a 20-point/20-rebound game Mar. 20 at Houston (22 pts/21 reb), joining Kevin Garnett, Tom Gugliotta, Al Jefferson and Kevin Love... He's also just the fourth NBA rookie in the past 20 years to accomplish that feat (Joe Smith, Tim Duncan, DeJuan Blair)... Also dealt a season-high four assists in the Mar. 20 game at Houston... Made his first start Mar. 16 vs. Sacramento; the five blocks tied a team season best.

## INTERNATIONAL NOTES

Averaged tournament-highs in both points (22.9 ppg) and rebounds (14.9 rpg) for Senegal during AfroBasket 2015... Helped Senegal reach the knockout stage of the 2014 FIBA World Cup where they were eliminated by host nation Spain... Averaged a team-high 16 points and 10.7 rebounds per game... Recorded three double-doubles in five group stage games, including a 27-point outburst against Croatia... Totaled 16 points, 11 rebounds and five steals and hit a game-winning three-pointer at the buzzer in leading Senegal to a 66-65 victory over Team USA Midwest in the 2009 Nike Global Challenge in Oregon on Aug. 8, 2009.

## COLLEGE NOTES

**2012-13:** BIG EAST Defensive Player of the Year and an All-BIG EAST first team selection... Averaged 8.7 points, 7.3 rebounds and 2.5 blocked shots in six NCAA Tournament games... Narrowly missed a triple-double in the BIG EAST Championship title game vs. Syracuse with nine points, nine rebounds and a career-high eight assists... Scored a career-high 23 points against Seton Hall (10-of-11 FG), adding eight rebounds and three blocked shots (2/23/13)... In league games only, he led in the BIG EAST Conference in rebounding (10.8 rpg) and was second in blocked shots (2.8 bpg)... In overall statistics, he ranked second in the BIG EAST Conference and 29th nationally in rebounding (9.4 rpg), and third in the league and 24th nationally in blocked shots (2.5)... **2011-12:** Led the BIG EAST and was eighth nationally in blocked shots (3.2 per game), was third in the league in rebounding (9.1; 45th in the nation) and seventh in field goal percentage (.525)... His 128 blocked shots as a sophomore were a new UoFL single season record... He swatted six shots three times (vs. Memphis, Kentucky, Seton Hall) and seven on three occasions (vs. St. John's, Rutgers, Michigan St.)... Had 11 double-doubles as a sophomore, the latest being 11 points, 13 rebounds and four steals at Cincinnati... His 11 double-doubles were third in the BIG EAST... Named to the BIG EAST All-Tournament team after averaging 8.8 points, 9.0 rebounds and 3.3 blocked shots while shooting 68.2 percent from the field in the four games... **2010-11:** Ranked third in the BIG EAST and 53rd nationally in blocks (1.9)... Blocked a shot in 24 of his 29 games as a freshman, with multiple swats in 13 games... Blocked at least four shots in five games, including rejecting five against Seton Hall and at USF in his first two BIG EAST games... Produced his first career double-double with 13 points and a career-high 12 rebounds against Connecticut (2/18/11).

## PERSONAL NOTES

Born on Jan. 18, 1990, in Kebemer, Senegal... Son of Momar Dieng and Seynabou Diagne... One of eight children in his family... Majored in communication at Louisville... Speaks five languages (Spanish, French, Italian, English and his native Wolof)... Honored at The White House on June 23, 2013 as President Obama welcomed the 2013 NCAA Champion Louisville Cardinals for a celebration... Averaged 15.4 points, 12.6 rebounds and 7.2 blocked shots as a senior at Huntington St. Joseph Prep in Huntington, West Virginia... Enjoys playing video games in his spare time.

## SOCIAL MEDIA

Twitter: @GorguiDieng  
Instagram: gorguidieng  
Facebook: Gorgui Dieng





**CAREER HIGHS**

Minutes	48	03/19/2015	Minnesota at New York
Field Goals	10	02/06/2016	Minnesota vs Chicago (Twice)
Field Goal Attempts	16	03/20/2014	Minnesota at Houston
Three-Point Field Goals	2	04/13/2016	Minnesota vs New Orleans
Three-Point Attempts	2	04/13/2016	Minnesota vs New Orleans (5 times)
Free Throws	11	03/11/2016	Minnesota at Oklahoma City
Free Throw Attempts	11	03/11/2016	Minnesota at Oklahoma City (Twice)
Offensive Rebounds	10	04/11/2014	Minnesota vs Houston
Defensive Rebounds	14	12/03/2014	Minnesota vs Philadelphia
Rebounds	21	03/20/2014	Minnesota at Houston
Assists	8	11/28/2014	Minnesota at L.A. Lakers
Steals	5	11/19/2014	Minnesota vs New York
Turnovers	6	12/26/2015	Minnesota vs Indiana (3 times)
Blocked Shots	6	01/12/2016	Minnesota vs Oklahoma City (Twice)
Points	25	03/11/2016	Minnesota at Oklahoma City

**NBA REGULAR SEASON STATS**

Year/Team	G	MIN	FGM	FGA	PCT	3PM	3PA	PCT	FTM	FTA	PCT	OFF	DEF	TOT	RPG	AST	APG	PF	DQ	STL	BLK	PTS	PPG
13-14/MIN	60	818	113	227	.498	1	1	1.000	59	93	.634	103	197	300	5.0	39	0.7	108	0	30	50	286	4.8
14-15/MIN	73	2193	259	512	.506	1	6	.167	191	244	.783	223	386	609	8.3	146	2.0	188	1	71	126	710	9.7
15-16/MIN	82	2220	308	579	.532	6	20	.300	205	248	.827	157	428	585	7.1	143	1.7	219	0	94	96	827	10.1
<b>TOTALS</b>	<b>215</b>	<b>5231</b>	<b>680</b>	<b>1318</b>	<b>.516</b>	<b>8</b>	<b>27</b>	<b>.296</b>	<b>455</b>	<b>585</b>	<b>.778</b>	<b>483</b>	<b>1011</b>	<b>1494</b>	<b>6.9</b>	<b>328</b>	<b>1.5</b>	<b>515</b>	<b>1</b>	<b>195</b>	<b>272</b>	<b>1823</b>	<b>8.5</b>

# KRIS DUNN

3 | GUARD

**HEIGHT:** 6-4

**WEIGHT:** 205 lbs

**BIRTHDATE:** March 18, 1994 in New London, CT


**COLLEGE:** Providence College

**HIGH SCHOOL:** New London High School  
(New London, Connecticut)

**EXPERIENCE:** Rookie

**ACQUIRED:** 2016 NBA Draft

**DRAFTED:** 2016, 1st round (5th overall)  
by the Minnesota Timberwolves







### NBA CAREER NOTES

Signed by Minnesota to a contract on July 5, 2016... Selected by Minnesota in the 1st round (5th overall) of the 2016 NBA Draft.

### COLLEGE NOTES

Played 95 games (83 starts) over four seasons at Providence College, averaging 12.8 points, 5.8 assists, 5.1 rebounds in 31.5 minutes per game... Joined Georgetown's Patrick Ewing as the only Big East players to earn both Player of the Year and Defensive Player of the Year twice... Just the sixth player in the 37-year history of the Big East to earn Player of the Year twice... The only guard in league history to earn Player of the Year and Defensive Player of the Year in the same season... The first Friar to register 1,000 points, 500 assists, 400 boards and 200 steals... As a junior in 2015-16, was named an All-America Second Team honoree by AP, NABC, Sports Illustrated, USBWA and Sporting News, and Third Team by ESPN.com and USA Today... A candidate for the Oscar Robertson, Wooden and Naismith Player of the Year awards as well as the Bob Cousy Award and the NABC Defensive Player of the Year... As a redshirt sophomore in 2014-15, led the league in assists (7.5 apg – 3rd nationally) and steals (2.7 spg – 5th) in conference games only and all games, the first time a Big East player has done so.

### HIGH SCHOOL NOTES

Attended New London High School in New London, Connecticut... Led his team to a 23-3 record, averaging 31.4 points and 10.1 rebounds per game his senior year... Scored 32 points, grabbed 14 rebounds, dished out 11 assists and had 10 steals in a game versus Stonington... Earned All-State honors three times... Helped lead his team to a 27-0 season and state title, averaging 26.5 points, 10 rebounds and five assists during his junior year... Named New Haven Register's State Player of the Year in 2011... Named McDonald's All-American, Jordan All-American, Parade All-American and Gatorade State Player of the Year... Earned 2012 SLAM High School All-American Honorable Mention... Invited to the 2012 USA Basketball Men's U18 training camp... Ranked No. 2 point guard and No. 23 overall by ESPN.com... Listed as the No. 1 point guard and No. 16 overall prospect by Rivals.com... Scout.com ranked him No. 1 point guard and No. 23 overall prospect... Played for the Connecticut Basketball Club AAU team.

### PERSONAL NOTES

Born Mar. 18, 1994 in New London, Connecticut... Full name is Kristofer Michael Dunn... Son of John and Audra Seldon... Has two brothers, John Dunn and Rashad Pauley, and two sisters, Ashley Seldon and Ariana Seldon... Lists his favorite athlete as Rajon Rondo, favorite movie as All About the Benjamins and his favorite food as chicken wings.

### SOCIAL MEDIA

Twitter: @KrisDunn3  
Instagram: krisdunn3  
Facebook: KrisDunnOfficial

# JORDAN HILL

27 | FORWARD/CENTER

**HEIGHT:** 6-10

**WEIGHT:** 240 lbs

**BIRTHDATE:** July 27, 1987 in Newberry, SC


**COLLEGE:** Arizona

**HIGH SCHOOL:** The Patterson School  
(Patterson, North Carolina)

**EXPERIENCE:** 7 years

**ACQUIRED:** Via free agency  
(July 20, 2016)

**DRAFTED:** 2009, 1st round (8th overall)  
by the New York Knicks







## 2015-16 NBA SEASON (INDIANA)

Set a new career high as he appeared in 73 regular season games, and made 11 starts in his first season with the Pacers... Averaged 8.8 points, 6.2 rebounds and 1.2 assists per game... Shot 50.6 percent from the field – his second-highest field goal percentage in a season in his NBA career – and 71.2 percent from the free throw line... Ranked 28th in the NBA among qualified players in offensive rebounds per game (2.1)... Scored in double figures 20 times, including a season high of 20 points three times... He pulled down 10 or more rebounds 13 times during the regular season with nine double-doubles... The Pacers went 3-0 when Hill scored 20 points and 6-3 when he posted a double-double... Averaged 10.7 points, 7.1 rebounds and 1.0 blocks in 28.3 minutes per game while shooting 50.0 percent from the field in 11 starts this season... Averaged 8.5 points, 6.0 rebounds and 1.1 assists in 19.4 minutes per game while shooting 50.6 percent from the field in 62 games off the bench... Finished with 20 points for the third time this season and set a new career high with six blocked shots in the team's overtime victory over Denver on Jan. 30... Matched season highs with 20 points and 13 rebounds in the win over Toronto on Dec. 14... Shot 9-for-10 from the field on his way to a 20-point, 10-rebound outing in the win over Milwaukee on Nov. 21... Averaged 11.1 points per game and shot 57.3 percent from the field during the month of December (14 games)... Set a new single-season career high in steals (36)... Tallied a career best with four steals in the win over Detroit on Feb. 6... Pulled down his 2,000th career rebound at Chicago on Nov. 16... Passed the 3,000-point mark in the win at Brooklyn on Feb. 3... Recorded six DNP-CD's... Missed one game (Nov. 27) with a sore lower back and two games (Dec. 30-31) due to dental surgery.

## NBA CAREER NOTES

Signed a contract with the Pacers on July 14, 2015... Re-signed with the Lakers on July 23, 2014... Acquired by the Lakers from Houston in exchange for Derek Fisher and a first round pick on March 15, 2012... Traded to Houston from New York as part of a three-team trade on Feb. 18, 2010... Drafted by the New York Knicks in the 1st round (8th overall) in the 2009 NBA Draft... **2014-15 (L.A. Lakers):** Appeared in 70 games, made a career-high 57 starts and averaged career-bests with 12.0 points, 7.9 rebounds and 1.5 assists in 26.8 minutes per game... Scored in double figures in 50 games, including seven games with 20+... Totaled 27 games of 10+ rebounds... Recorded a career-high 22 double-doubles, matching the number of double-doubles he had in his first five NBA seasons (259 games) combined... Finished tied for 18th in the NBA in point/rebound double-doubles on the year... Had a career-long streak of six double-doubles from Nov. 14-23... Posted his sixth straight double-double with 11 points and 14 rebounds (career-high 13 defensive) in a career-high 42 minutes against Denver on Nov. 23... Posted his 22nd double-double of the year with 22 points and a season-high 16 rebounds at Brooklyn on Mar. 29... Missed five games with a hip flexor strain (Feb. 4-11)... Registered a DNP-CD seven times... **2013-14 (L.A. Lakers):** Appeared in 72 games (32 starts), averaging 9.7 points and 7.4 rebounds in 20.8 minutes per game... Tallied 15 double-doubles... Had 34 games with 10+ points... Recorded seven 20+ point games... Registered 10+ rebounds 21 times... Posted a career-high 17 rebounds vs. Detroit on Nov. 17... Set a Lakers season-high for rebounds by a player off the bench with 14 vs. Washington on Mar. 21... Set a career-high with nine made free throws en route to a career-high tying 28 points vs. Orlando on Mar. 23... Tied his scoring standard again with 28 points to go with 16 rebounds at Milwaukee on Mar. 27; also set a new career-high with nine offensive boards against the Bucks... Became just the seventh Laker in the past 20 years to have 18 points/15 rebounds/4 blocks in the same game (joining S. O'Neal – 48; P. Gasol – 7; D. Howard – 5; V. Divac – 3; L. Odom – 2 and C. Mihm – 1) on Apr. 2 at Sacramento... Missed seven total games due to injury: one game with a cervical strain (Feb. 5) and six games with a sore right knee (Mar. 6-19)... **2012-13 (L.A. Lakers):** Appeared in 29 games (one start), averaging 6.7 points and 5.7 rebounds in 15.8 minutes... Scored 10+ points eight times... Grabbed 10+ rebounds twice... Grabbed a season-high 12 rebounds at Utah on Nov. 7... Totaled season-highs with 17 points and four blocks vs. Utah on Dec. 9... Missed two games due to back spasms (Dec. 14-16) and 49 games with a torn labrum in his left hip (Jan. 8-Apr. 17)... **2011-12 (Houston/L.A. Lakers):** Appeared in 39 games (eight starts), averaging 5.0 points and 4.8 rebounds in 14.1 minutes per game... Recorded five double-doubles... Scored 10+ points seven times... Grabbed 10+ rebounds five times... Finished with 11 points (5-8 FG) and a season-high 15 rebounds vs. Atlanta on Dec. 31... Posted a season-high-tying 14 points and 15 rebounds vs. Oklahoma City on Apr. 22... With Houston, missed two games due to the flu (Jan. 19 and Mar. 13) and nine games (Feb. 19-Mar. 7) with a sprained right MCL... With the Lakers, he missed 15 games (Mar. 25-Apr. 15) with a sprained right MCL... **2010-11 (Houston):** Averaged 5.6 points and 4.3 rebounds in 72 games (11 starts) with Houston... Recorded 18 double-figure scoring games and two double-doubles... Posted the first double-double of his career with 14 points (7-8 FG) and a season-high 10 rebounds vs. Phoenix on Nov. 22... Posted a season-high 16 points (8-12 FG) and eight boards at Atlanta on Jan. 15... Notched his second double-double with 10 points and 10 rebounds vs. Milwaukee on Jan. 17... Did not dress for one game (Feb. 2) and on the inactive list for two games (Feb. 5-7) due to a sprained left ankle... **2009-10 (New York/Houston):** In his rookie season, averaged 5.2 points and 3.7 rebounds in 47 games with New York and Houston... Averaged 4.0 points and 2.5 rebounds in 24 games with the Knicks... Acquired

by Houston from New York in a three-team trade on Feb. 18... Averaged 6.4 points and 5.0 rebounds in 23 games with the Rockets... Reached double digits in scoring on eight occasions, including seven times with the Rockets... Made his NBA debut with New York on Oct. 28 at Miami... Made his Houston debut vs. Orlando on Feb. 24... Led the Rockets with a season-high nine rebounds vs. Memphis on Mar. 17... Recorded 11 points (5-11 FG), seven rebounds and a career-high five blocks vs. Boston on Mar. 19... Posted a season-high 15 points on a perfect 7-of-7 shooting from the field at Indiana on Apr. 4... DND for two games (Mar. 24-25) due to a sprained left ankle.

## NBA PLAYOFFS NOTES

Has appeared in 20 playoff games off the bench with averages of 3.4 points and 4.7 rebounds in 13.2 minutes per game... Has shot 42.4 percent from the field and 68.8 percent from the foul line... **2016 (Indiana):** Appeared in five games off the bench in Indiana's first round series against Toronto, totaling six rebounds and two assists in 3.0 minutes per game... Pulled down four rebounds and dished out two assists in the final three minutes of the Pacers' Game 4 win over the Raptors... **2013 (L.A. Lakers):** Played in three games in the Lakers' first round series against the Spurs, averaging 3.3 points and 3.7 rebounds per game... Shot 50 percent from the field (5-10 FG) during the series... **2012 (L.A. Lakers):** Played in all 12 games off the bench as the Lakers reached the Western Conference Semifinals, averaging 4.8 points, and 6.3 rebounds in 18.1 minutes per game... Pulled down 10 or more rebounds, including two double-doubles, in three of the first four games of the team's first round series against Denver... Recorded postseason career highs with 12 points and 11 rebounds in L.A.'s Game 4 win at Denver on May 6... Pulled down at least five rebounds in nine of the 12 playoff games.

## COLLEGE NOTES

Finished his three-year career at Arizona ranked among the school's career leaders in points (27th with 1,208), rebounds (10th with 763), blocked shots (sixth with 140) and field goal percentage (fifth with .578)... Overall, averaged 12.5 points (.578, 494-855 FG) and 7.9 rebounds over 97 games (79 starts) with the Wildcats... Had 32 career double-doubles... Notched .600 or better from the field in each of his first two seasons (Pac-10 leader with .620 FG% in 2007-08)... Of his 763 career rebounds, 273 (35.8%) came off the offensive glass... Started just 12 of 29 games as a freshman, then started 67 of his 68 games over final two college seasons... Earned Honorable Mention All-America from The Associated Press and Third-Team All-America honors from The Sporting News as a junior, recording career highs of 18.3 points and 11.0 rebounds in 34 games (34 starts)... Was also First-Team All-Pac-10 and garnered All-Defensive Team honors over his final collegiate season... Was the first Wildcats player to notch double figures in both scoring (18.3) and rebounding (11.0) in the same season since Larry Demic (1978-79)... Grabbed a school single season record 375 total rebounds in 2008-09, adding 20 double-doubles (led Pac-10)... As a sophomore, averaged 13.2 points and 7.9 rebounds in 34 games (33 starts), while leading the Pac-10 with a career-high .620 (184-297 FG) field goal percentage and finishing fourth in blocks per game (1.65 bpg)... Was an Honorable Mention All-Pac-10 and a Pac-10 All-Defensive Team selection in 2007-08... Registered averages of 4.7 points (.652, 58-89 FG) and 4.1 rebounds in 29 games (12 starts) during his freshman campaign in 2006-07.

## PERSONAL NOTES

Born on July 27, 1987, in Newberry, South Carolina... Full name is Jordan Craig Hill... Lost his mother to breast cancer at age three and was raised by his father and grandmother... Family moved from South Carolina to Atlanta, Georgia as a youth... Was a baseball pitcher growing up before switching to basketball... Made the varsity basketball team as a freshman and worked his way into the rotation as a sophomore at North Springs High School (Atlanta, Georgia)... Did not play organized basketball as a junior... Helped lead The Patterson School (North Carolina) to a 34-4 mark as a senior... Was a sociology major at Arizona... Active with the Garden of Dreams Foundation while with the New York Knicks... While with the Rockets, he and Chase Budinger hosted Bowl 'n Bash on Mar. 22, 2011, a free event for kids and mentors from Big Brothers Big Sisters... In 2013-14, partnered with the Lakers and several organizations at a number of events to give back to the community, which included a Turkey Giveaway as part of "A Season of Giving," a holiday party for kids, a meet-and-greet with breast cancer survivors and the Lakers Youth Foundation Golf Tournament... Partnered with the Susan G. Komen Los Angeles County affiliate in 2013 and 2014 to raise awareness about breast health and breast cancer at the annual "Race for the Cure."

## SOCIAL MEDIA

Twitter: ---  
Instagram: dreadheadjizzle  
Facebook: JordanHill





## CAREER HIGHS

Minutes	42	11/23/2014	L.A. Lakers vs Denver (Twice)
Field Goals	13	03/27/2014	L.A. Lakers at Milwaukee
Field Goal Attempts	22	01/29/2015	L.A. Lakers vs Chicago
Three-Point Field Goals	1	03/16/2015	L.A. Lakers at Golden State (3 times)
Three-Point Attempts	3	04/15/2015	L.A. Lakers vs Sacramento
Free Throws	10	03/23/2014	L.A. Lakers vs Orlando
Free Throw Attempts	13	03/23/2014	L.A. Lakers vs Orlando
Offensive Rebounds	9	11/04/2014	L.A. Lakers vs Phoenix (Twice)
Defensive Rebounds	13	11/23/2014	L.A. Lakers vs Denver
Rebounds	17	11/17/2013	L.A. Lakers vs Detroit
Assists	7	11/09/2014	L.A. Lakers vs Charlotte
Steals	4	02/06/2016	Indiana vs Detroit
Turnovers	6	01/19/2015	L.A. Lakers at Phoenix
Blocked Shots	6	01/30/2016	Indiana vs Denver
Points	28	03/27/2014	L.A. Lakers at Milwaukee (Twice)

## NBA REGULAR SEASON STATS

Year/Team	G	MIN	FGM	FGA	PCT	3PM	3PA	PCT	FTM	FTA	PCT	OFF	DEF	TOT	RPG	AST	APG	PF	DQ	STL	BLK	PTS	PPG
09-10/NYK-HOU	47	624	99	201	.493	0	2	.000	46	68	.676	76	99	175	3.7	20	0.4	92	0	14	21	244	5.2
10-11/HOU	72	1125	173	352	.491	0	2	.000	60	85	.706	128	178	306	4.3	29	0.4	157	1	14	52	406	5.6
11-12/HOU-LAL	39	551	82	165	.497	0	3	.000	30	47	.638	61	125	186	4.8	16	0.4	71	0	14	27	194	5.0
12-13/LAL	29	458	77	155	.497	0	2	.000	40	61	.656	82	84	166	5.7	13	0.4	55	0	8	19	194	6.7
13-14/LAL	72	1500	286	521	.549	0	1	.000	124	181	.685	194	341	535	7.4	54	0.8	172	2	29	64	696	9.7
14-15/LAL	70	1874	357	777	.459	3	11	.273	124	168	.738	174	382	556	7.9	103	1.5	164	2	34	52	841	12.0
15-16/IND	73	1513	278	549	.506	0	1	.000	89	125	.712	156	295	451	6.2	87	1.2	155	0	36	37	645	8.8
<b>TOTALS</b>	<b>402</b>	<b>7645</b>	<b>1352</b>	<b>2720</b>	<b>.497</b>	<b>3</b>	<b>22</b>	<b>.136</b>	<b>513</b>	<b>735</b>	<b>.698</b>	<b>871</b>	<b>1504</b>	<b>2375</b>	<b>5.9</b>	<b>322</b>	<b>0.8</b>	<b>866</b>	<b>5</b>	<b>149</b>	<b>272</b>	<b>3220</b>	<b>8.0</b>

## NBA PLAYOFFS STATS

Year/Team	G	MIN	FGM	FGA	PCT	3PM	3PA	PCT	FTM	FTA	PCT	OFF	DEF	TOT	RPG	AST	APG	PF	DQ	STL	BLK	PTS	PPG
11-12/HOU-LAL	12	217	23	53	.434	0	0	---	11	16	.688	39	37	76	6.3	1	0.1	32	0	3	8	57	4.8
12-13/LAL	3	31	5	10	.500	0	0	---	0	0	---	2	9	11	3.7	1	0.3	2	0	0	2	10	3.3
15-16/IND	5	15	0	3	.000	0	0	---	0	0	---	2	4	6	1.2	2	0.4	1	0	0	0	0	0.0
<b>TOTALS</b>	<b>20</b>	<b>263</b>	<b>28</b>	<b>66</b>	<b>.424</b>	<b>0</b>	<b>0</b>	<b>---</b>	<b>11</b>	<b>16</b>	<b>.688</b>	<b>43</b>	<b>50</b>	<b>93</b>	<b>4.7</b>	<b>4</b>	<b>0.2</b>	<b>35</b>	<b>0</b>	<b>3</b>	<b>10</b>	<b>67</b>	<b>3.4</b>

# TYUS JONES

1 | GUARD

**HEIGHT:** 6-2

**WEIGHT:** 195 lbs

**BIRTHDATE:** May 10, 1996 in Burnsville, MN

**COLLEGE:** Duke

**HIGH SCHOOL:** Apple Valley High School  
(Apple Valley, Minnesota)

**EXPERIENCE:** 1 year

**ACQUIRED:** Via trade from Cleveland  
(June 25, 2015)

**DRAFTED:** 2015, 1st round (24th overall)  
by the Cleveland Cavaliers





### 2015-16 NBA SEASON (MINNESOTA)

Concluded his rookie NBA campaign by seeing action in 37 games, including each of the final 26... Contributed 4.2 ppg, 1.3 rpg, 2.9 apg and 0.84 spg in 15.5 mpg, shooting 35.9% from the floor, 30.2% (16-for-53) from threepoint range and 71.8% from the line... Dished a team- and season-high 12 assists in the Apr. 13 finale vs. New Orleans, becoming the seventh player in franchise history (and one of only eight NBA players this season) to collect 12+ assists without a turnover in a game... Registered 94 ast/25 TOs (3.76-to- 1) in his final 28 appearances, beginning Feb. 8 vs. New Orleans... Swiped a season-high four steals Apr. 7 at Sacramento; the game also halted a run of 21 straight misses from three-point distance (dating to Mar. 11 at Oklahoma City)... Scored a season-high 10 points twice (Mar. 16 at Memphis, Mar. 8 vs. San Antonio) and handed out six assists Mar. 25 at Washington... Recalled from Idaho (D-League) on Dec. 22; he averaged 24.7 ppg (48.7%) and 5.0 apg in six games with the Stampede after being assigned on Dec. 5... Made his NBA debut Nov. 10 vs. Charlotte, becoming the 3rd-youngest player in club history.

### NBA CAREER NOTES

Signed by Minnesota on July 7, 2015... Acquired by Minnesota in a draft-day trade with Cleveland on June 25, 2015... Selected by Cleveland in the 1st round (24th overall) of the 2015 NBA Draft.

### INTERNATIONAL NOTES

Earned gold medals at the '14 FIBA Americas U18s, '12 FIBA U17 Worlds and the '11 FIBA Americas U16s... Averaged 8.2 points a tournament-leading 6.4 assists and 2.0 steals per game at the '14 FIBA Americas U18s... Produced 8.5 points, 5.4 assists and 2.0 steals per game at the '12 USA U17 Worlds... Contributed 4.6 points and led the field with 5.6 assists at the '11 FIBA Americas U16s... Played for the U.S. Junior National Select Team in the 2014 Nike Hoop Summit... Contributed 13 points, six assists and five steals.

### COLLEGE NOTES

Averaged 11.8 points, 5.6 assists, 3.5 rebounds and 1.5 steals... Named All-ACC Freshman Team, All-ACC Third Team and USBWA All-District III... Also tabbed the ACC Rookie of the Week four times and the Wayman Tisdale National Freshman of the Week once... Tabbed NCAA Tournament Most Outstanding Player after helping guide the Blue Devils to a National Championship... In the title game against Wisconsin, connected on all seven free throw attempts and scored a game-high 23 points... Hit two key three-pointers in the closing minutes, giving Duke a lead and then putting the game out of reach... Averaged 13.0 points, 4.5 assists, 1.7 steals, and 3.2 rebounds over six NCAA Tournament games and converted 22-of-24 (.917) attempts from the charity stripe... Ranked second in the ACC in both free throw percentage and assist average (5.6) and fourth in assist-to-turnover ratio... Recorded an assist-to-turnover ratio of 2.86:1, a Duke rookie record, while his 217 total assists ranked third all-time among freshman... Shot 88.9 percent from the free throw line, which also sits third on Duke's freshman list and his 144 made free throws ranks second.

### HIGH SCHOOL NOTES

Both the three-time Gatorade and AP Minnesota Player of the Year... Averaged 25.6 points, 8.1 assists, 4.5 rebounds and 2.7 steals per contest in leading Apple Valley to a 27-2 record and the Class 4A Section 3 title game as a senior... Scored seven points and added a game-high 10 assists for the East team in the McDonald's All-American game... Dished out a game-high 12 assists to go along with 10 points and seven rebounds in the Jordan Brand Classic... Selected to the USA Today second team All-USA Boys Basketball Team... As a junior, led Apple Valley to the MSHSL Class 4A championship.

### PERSONAL NOTES

Born on May 10, 1996, in Burnsville, Minnesota... Full name is Tyus Robert Jones... Son of Debbie and Robert Jones... Has an older brother, Jadee, and a younger brother, Tre... Brother, Jadee, played basketball for Furman University (2005-07) and Mankato State University (2008-09)... Father, Rob, played basketball at University of Wisconsin-Parkside... Mother, Debbie, was a high school point guard and led Devils Lake to a North Dakota high school championship... Went on to play at Lake Region State College in North Dakota... Aunt, Darcy Cascaes, earned two high school state championships at Devils Lake and was an all-conference guard for University of North Dakota... Uncle, Al Nuness, was a captain for Minnesota Gophers basketball in the 1960s... Cousin, Jared Nuness,

was 1997 Minnesota Gatorade Player of the Year and runner-up Minnesota Mr. Basketball... Has volunteered in his community for Feed My Starving Children and has served as a motivational speaker for elementary school children... Is an ambassador for the United Heroes League, which provides the military community with free sports equipment, free athletic camps and clinics, and financial grants and tickets... Played AAU for Howard Pulley ... averaged 22.6 points, 2.7 rebounds, 7.0 assists and 2.3 steals per game in 2013 EYBL play... Led the team to the 2013 AAU National Championship at the Super Showcase in Orlando... Named the Samsung NBA Summer League 2016 Most Valuable Player.

### SOCIAL MEDIA

Twitter: TyusJones06

Instagram: 1tyus

Facebook: ---





**CAREER HIGHS**

Minutes	27	03/08/2016	Minnesota vs San Antonio
Field Goals	4	03/08/2016	Minnesota vs San Antonio (Twice)
Field Goal Attempts	10	03/30/2016	Minnesota vs L.A. Clippers
Three-Point Field Goals	2	03/08/2016	Minnesota vs San Antonio (4 times)
Three-Point Attempts	7	03/30/2016	Minnesota vs L.A. Clippers
Free Throws	4	03/26/2016	Minnesota vs Utah (Twice)
Free Throw Attempts	6	03/16/2016	Minnesota at Memphis
Offensive Rebounds	3	01/02/2016	Minnesota vs Milwaukee
Defensive Rebounds	5	12/31/2015	Minnesota at Detroit
Rebounds	5	03/04/2016	Minnesota at Milwaukee (Twice)
Assists	12	04/13/2016	Minnesota vs New Orleans
Steals	4	04/07/2016	Minnesota at Sacramento
Turnovers	3	12/28/2015	Minnesota at San Antonio
Blocked Shots	2	03/16/2016	Minnesota at Memphis
Points	10	03/16/2016	Minnesota at Memphis (Twice)

**NBA REGULAR SEASON STATS**

Year/Team	G	MIN	FGM	FGA	PCT	3PM	3PA	PCT	FTM	FTA	PCT	OFF	DEF	TOT	RPG	AST	APG	PF	DQ	STL	BLK	PTS	PPG
15-16/MIN	37	573	56	156	.359	16	53	.302	28	39	.718	7	40	47	1.3	108	2.9	33	0	31	3	156	4.2
TOTALS	37	573	56	156	.359	16	53	.302	28	39	.718	7	40	47	1.3	108	2.9	33	0	31	3	156	4.2

# ZACH LAVINE

8 | GUARD

**HEIGHT:** 6-5

**WEIGHT:** 185 lbs

**BIRTHDATE:** March 10, 1995 in Renton, WA

**COLLEGE:** UCLA

**HIGH SCHOOL:** Bothell High School  
(Bothell, Washington)

**EXPERIENCE:** 2 years

**ACQUIRED:** 2014 NBA Draft

**DRAFTED:** 2014, 1st round (13th overall)  
by the Minnesota Timberwolves







### 2015-16 NBA SEASON (MINNESOTA)

His second year in Minnesota saw him play in all 82 games, averaging 14.0 ppg, 2.8 rpg and 3.1 apg in 28.0 mpg... Shot 45.2% from the floor and 79.3% from the FT line while ranking 26th in the NBA in three-point accuracy at 38.9%; his 123 treys made equaled the fifth-highest single-season total in franchise history... Started 33 games, including each of the final 24; he tallied 17.3 ppg (47.4%) in 34.3 mpg as a starter, compared with 11.8 ppg (43.2%) in 23.7 mpg off the bench... Shot 43.6% (88-for-202) from three-point distance over the final 44 games; the Wolves went 14-19 with him in the starting lineup (13-14 at shooting guard, 1-5 at point guard)... Was Minnesota's leading scorer 12 times and netted 20+ points on 19 occasions among his 60 double-digit efforts... Played a season-high 44:39 at Charlotte on Mar. 7; he logged 40+ minutes in seven of the final 22 contests, averaging 35.7 mpg in that span... Matched his career high with four steals in the Apr. 5 win at Golden State, and had a career-best three blocks Feb. 8 vs. New Orleans... Topped all scorers with 28 points in the Mar. 16 victory at Memphis; the six three-pointers tied his career best... Chosen as MVP of the 2016 BBVA Compass Rising Stars Challenge on Feb. 12 as part of All-Star Weekend in Toronto, after scoring 30 points; he also repeated as the Verizon Slam Dunk champion on Feb. 13... Erupted for a season-high 35 points Jan. 27 vs. Oklahoma City, his second career 30+ effort, and tied his career best with nine rebounds Jan. 12 vs. Oklahoma City... Dished a season-high eight assists Nov. 10 vs. Charlotte; the eight TOs in that game are a career high.

### NBA CAREER NOTES

Had his 2016-17 contract option exercised on Oct. 21, 2015... Signed by Minnesota on July 7, 2014... Selected by Minnesota in the 1st round (13th overall) of the 2014 NBA Draft... **2014-15 (Minnesota):** Wrapped up his rookie season on a high note, tallying 18.7 ppg (43.6%), 4.9 rpg and 5.3 apg while starting 17 of the final 18 contests (38.5 mpg)... Appeared in 77 games overall, including 40 starts; he missed two games (Jan. 31-Feb. 2) with a sprained left ankle and drew three DNP-CDs... Averaged 10.1 ppg, 2.8 rpg and 3.6 apg in 24.7 mpg, shooting 42.2% from the field, 34.1% from three-point range and 84.2% from the line (good for 30th in the NBA)... Led Minnesota in assists 18 times and was the top scorer on seven occasions; he had 10 20+ point efforts among his 32 double-digit scoring nights... Led all scorers with 37 points Apr. 11 at Golden State, breaking the franchise rookie single-game record previously held by Christian Laettner (35 vs. Boston, Dec. 15, 1992)... The nine rebounds at Golden State were also a season best, while the six three-pointers matched a club rookie mark... Rang up four point/assist double-doubles, totaling 19 points and 13 assists in the Apr. 15 finale vs. Oklahoma City, and adding 21 points and 11 assists Apr. 7 at Sacramento... Led all scorers with 27 points Mar. 23 at Utah, going 5-for-6 from beyond the arc... Tallied a game-high 22 points in the BBVA Rising Stars Challenge on Feb. 13, as part of All-Star Weekend in New York; he then won the Sprite Slam Dunk contest on Feb. 14... Dished 14 assists Dec. 27 at Golden State, tying the 3rd-highest total ever by a Wolves rookie, and swiped a season-high four steals Jan. 1 vs. Sacramento... Led Minnesota with 22 points and 10 assists Dec. 6 at San Antonio, and scored 28 points Nov. 28 at the L.A. Lakers... Finished 2nd among rookies in assists, 4th in scoring and 1st in FT accuracy.

### INTERNATIONAL NOTES

One of 25 players chosen for the 2016 USA Men's Select Team that trained from July 18-21 with the USA Basketball Men's National team during its training camp in Las Vegas, Nevada.

### COLLEGE NOTES

Spent one season at UCLA... **2013-14:** Saw action in all 37 games as a freshman, helping UCLA put together a 28-9 record and reach the Sweet 16 of the NCAA Tournament... Averaged 9.4 ppg, 2.5 rpg and 1.8 apg in 24.4 mpg, shooting 44.1% from the floor and 37.5% (48-for-128) from three-point range... Named to the Pac-12 All-Freshman Team... Made his lone start in the Feb. 27 double-OT game vs. Oregon, totaling 18 points, a season-high eight rebounds and five assists in 48 minutes... Tallied a season-high 21 points (on 7-for-9 shooting) Nov. 28 vs. Nevada, and followed up with 18 points (again hitting 7-for-9 from the floor) the next night vs. Northwestern to earn All-Tournament honors at the Continental Tire Las Vegas Invitational... Chipped in 19 points vs. Arizona State on Jan. 12 and dealt a season-high six assists vs. Stanford on Jan. 23... Opened the season 19-for-34 (55.9%) from beyond the arc in his first eight outings.

### PERSONAL NOTES

Born on Mar. 10, 1995 in Renton, Washington... Full name is Zachary LaVine... Son of Cheryl Johnson-LaVine

and Paul LaVine... Has three sisters: Chandi Leishman, Linda Carter and Camryn LaVine... Three-year varsity basketball letter winner at Bothell H.S. (Bothell, Washington)... Named the 2013 A.P. Washington state player of the year as a senior, after averaging 28.5 points, 3.4 rebounds and 2.5 assists per game... Earned Class 4A all-state honors, in addition to being named the state's "Mr. Basketball" by the Washington Interscholastic Basketball Coaches Association in March 2013... Learned American Sign Language (ASL) in high school... Has built a very close relationship with the Metro Deaf School, a local charter school that uses ASL and English for students who are primarily deaf, deafblind and hard-of-hearing... Visited the school throughout the 2015-16 season, including hosting a holiday party in December and donating \$10,000 from his Dunk Contest winnings to the school to complete a new kitchen project in April.

### SOCIAL MEDIA

Twitter: ZachLaVine  
Instagram: zachlavine8  
Facebook: officialzachlavine



### CAREER HIGHS

Minutes	48	03/25/2015	Minnesota vs L.A. Lakers
Field Goals	14	01/27/2016	Minnesota vs Oklahoma City
Field Goal Attempts	24	04/13/2015	Minnesota vs New Orleans
Three-Point Field Goals	6	03/16/2016	Minnesota at Memphis (Twice)
Three-Point Attempts	10	03/16/2016	Minnesota at Memphis (Twice)
Free Throws	8	03/23/2015	Minnesota at Utah
Free Throw Attempts	10	03/23/2016	Minnesota vs Sacramento (Twice)
Offensive Rebounds	2	03/30/2015	Minnesota vs Utah (Twice)
Defensive Rebounds	9	01/12/2016	Minnesota vs Oklahoma City
Rebounds	9	01/12/2016	Minnesota vs Oklahoma City (Twice)
Assists	14	12/27/2014	Minnesota at Golden State
Steals	4	04/05/2016	Minnesota at Golden State (5 times)
Turnovers	8	11/10/2015	Minnesota vs Charlotte
Blocked Shots	3	02/08/2016	Minnesota vs New Orleans
Points	37	04/11/2015	Minnesota at Golden State

### NBA REGULAR SEASON STATS

Year/Team	G	MIN	FGM	FGA	PCT	3PM	3PA	PCT	FTM	FTA	PCT	OFF	DEF	TOT	RPG	AST	APG	PF	DQ	STL	BLK	PTS	PPG
14-15/MIN	77	1902	286	677	.422	57	167	.341	149	177	.842	27	187	214	2.8	276	3.6	158	0	54	10	778	10.1
15-16/MIN	82	2294	433	959	.452	123	316	.389	161	203	.793	27	201	228	2.8	251	3.1	193	1	69	17	1150	14.0
<b>TOTALS</b>	<b>159</b>	<b>4195</b>	<b>719</b>	<b>1636</b>	<b>.439</b>	<b>180</b>	<b>483</b>	<b>.373</b>	<b>310</b>	<b>380</b>	<b>.816</b>	<b>54</b>	<b>388</b>	<b>442</b>	<b>2.8</b>	<b>527</b>	<b>3.3</b>	<b>351</b>	<b>1</b>	<b>123</b>	<b>27</b>	<b>1928</b>	<b>12.1</b>



# SHABAZZ MUHAMMAD

15 | FORWARD

**HEIGHT:** 6-6

**WEIGHT:** 223 lbs

**BIRTHDATE:** November 13, 1992 in Long Beach, CA

**COLLEGE:** UCLA

**HIGH SCHOOL:** Bishop Gorman High School  
(Las Vegas, Nevada)

**EXPERIENCE:** 3 years

**ACQUIRED:** Via trade from Utah  
(June 27, 2013)

**DRAFTED:** 2013, 1st round (14th overall)  
by the Utah Jazz





## 2015-16 NBA SEASON (MINNESOTA)

Appeared in all 82 games as a reserve during his third NBA season, joining Scott Brooks (1991-92) and Anthony Peeler (2001-02) as the only players in franchise history to accomplish that feat... His total of 863 points were the highest single-season haul off the bench ever by a Wolves player (surpassing J.J. Barea's 807 in 2012-13) and marked the NBA's sixth-best figure in 2015-16... Averaged 10.5 ppg and 3.3 rpg in 20.5 mpg, shooting 46.5% from the field, 28.9% (44-for-152) from three-point distance and 76.4% from the FT line... Finished with a flurry, tallying 21.6 ppg (59.4%) in 23.8 mpg over the final five games (Minnesota went 4-1)... Led all scorers with a career-high 35 points in the Apr. 5 win at Golden State, his second career 30+ night and one of seven times this year he was the Wolves' top scorer... The minute total (38:55) and 15-for-17 effort from the FT line on Apr. 5 are also career bests; he'd averaged just 7.1 ppg (40.0%) in the previous 14 games... Scored 20+ points on nine occasions and was Minnesota's leading scorer seven times, pumping in a game-high 28 points (on 12-for-16 shooting) in the Apr. 13 finale vs. New Orleans... Misfired on 25 of his final 32 trey attempts (21.9%), on the heels of a 10-game run at 10-for-23 (43.5%)... Dished a season-high four assists Mar. 30 vs. the L.A. Clippers, and swiped a season-best two steals Feb. 2 at the Lakers... Hauled in a season-high nine rebounds on four occasions (most recently Mar. 2 vs. Washington) and contributed 25 points Jan. 23 vs. Memphis.

## NBA CAREER NOTES

Had his 2016-17 contract option exercised on Oct. 21, 2015... Acquired by the Timberwolves on draft night (June 27, 2013) along with the draft rights to Gorgui Dieng (21st overall) from the Utah Jazz in exchange for the draft rights to Trey Burke (9th overall)... Selected by the Utah Jazz with the 14th overall selection in the 2013 NBA Draft... **2014-15 (Minnesota):** Saw his second NBA season cut short after undergoing surgery on Feb. 23 to repair a ruptured ligament in the middle finger on his left hand... He missed the final 28 contests, as well as enduring a 16-game absence (Jan. 10-Feb. 8) due to a strained outer oblique suffered Jan. 9 at Milwaukee... Saw action in 38 games, including the first 13 starts of his career; he averaged 13.5 ppg, 4.1 rpg and 1.2 apg in 22.8 mpg... Shot 48.9% from the field, 39.2% (20-for-51) from three-point range and 71.7% from the FT line... Tallied 15.6 ppg and 4.9 rpg as a starter, and added 12.4 ppg (52.2%) and 3.6 rpg in 25 games off the bench; his 32.3 pts/48 scoring rate led all NBA reserves (min. 5 GP)... Reached double figures on 24 occasions, including eight 20+ nights; he led the Wolves in scoring seven times and on the boards five times... Chipped in 10 points and five rebounds in the BBVA Rising Stars Challenge on Feb. 13, as part of All-Star Weekend in New York... Poured in a career-high 30 points Dec. 30 at Utah; the five three-pointers are also a career best... Tallied a game-high 26 points Dec. 19 at Boston; the five assists and 38:17 are both career bests... Picked off a career-high three steals Dec. 16 at Washington, and swiped 14 steals in his final 18 outings (four in his first 20)... Netted a game-high 28 points Dec. 14 vs. the L.A. Lakers, adding a team-high nine rebounds... Tallied 18 points and a career-high 10 rebounds Dec. 1 at the L.A. Clippers, his first double-double; he also dealt four assists... Had his 2015-16 contract option exercised on Oct. 19... **2013-14 (Minnesota):** Finished his rookie NBA season by appearing in 37 games for the Wolves, all off the bench... Sidelined for five games (Nov. 15-22) with a sprained right ankle and missed the final seven (Apr. 5-16) after suffering a sprained medial collateral ligament in his right knee Apr. 4 at Miami... Averaged 3.9 ppg and 1.4 rpg in 7.8 mpg, hitting 46.0% from the field, 27.3% from three-point range and 65.0% from the FT line... Shot 50.5% (51-for-101) after Feb. 1, averaging 25.5 pts/48 in that stretch (127 points/239 minutes)... Tallied a season-high 20 points Feb. 25 at Phoenix, one of four double-digit nights; the two steals and 24:20 were season bests, also... Pulled in a season-high seven rebounds Feb. 23 at Portland, and had 12 points Feb. 8 vs. Portland... Recalled from Iowa (D-League) on Jan. 13; he netted 24.5 ppg (57.1%) and 9.8 rpg in four games for the Energy... Played for the Wolves' entry at the 2013 Las Vegas Summer League, averaging 8.5 ppg.

## INTERNATIONAL NOTES

Scored a record-setting 35 points for USA Basketball in the 2012 Nike Hoop Summit, where the USA Junior National Select Team lost to the World Select Team, 84-75, on April 7, 2012, in Portland, Oregon (Rose Garden).

## COLLEGE NOTES

In his lone season at UCLA, helped the Bruins to a 25-10 record, the Pac-12 regular-season title, a runner-up finished in the Pac-12 Tournament and an NCAA Tournament berth... Led UCLA with 17.9 points per game and averaged 5.2 rebounds per game... Ranked fourth in the Pac-12 in scoring (17.9 ppg)... Earned first-team All-Pac-12 honors and was named Pac-12 Co-Freshman of the Year, along with Arizona State's Jahii Carson... Earned second-

team All-America honors from The Sporting News... Was a USBWA Freshman All-America selection (U.S. Basketball Writers' Association)... Was one of eight finalists for the Integris Wayman Tisdale Award (presented to the nation's top freshman by the USBWA)... Ranks second on UCLA's all-time freshman scoring list (17.9 ppg), trailing Don MacLean's average of 18.6 ppg in 1988-89... Ranks ninth on the Pac-12 all-time freshman scoring list (17.9 ppg).

## PERSONAL NOTES

Born on Nov. 13, 1992 in Los Angeles, California... Parents are Ronald and Faye Muhammad... Has one older sister, Asia, and one younger brother, Rashad... Father, Ronald, played college basketball for USC from 1981-85... Sister, Asia, is a professional tennis player... Averaged 29.4 points and 10.1 rebounds as a senior at Bishop Gorman H.S. in Las Vegas... Named the 2012 Naismith Boy's High School Player of the Year... Entered college as the No. 1 ranked player in the nation by Rivals.com and No. 2 by ESPN.com and Scout.com... Helped Bishop Gorman capture three Nevada 4A state titles.

## SOCIAL MEDIA

Twitter: ShabazzMuhammad  
Instagram: bazz  
Facebook: NBAShabazzMuhammad



### CAREER HIGHS

Minutes	39	04/05/2016	Minnesota at Golden State
Field Goals	12	04/13/2016	Minnesota vs New Orleans (3 times)
Field Goal Attempts	21	12/14/2014	Minnesota vs L.A. Lakers
Three-Point Field Goals	5	12/30/2014	Minnesota at Utah
Three-Point Attempts	7	01/20/2016	Minnesota at Dallas
Free Throws	15	04/05/2016	Minnesota at Golden State
Free Throw Attempts	17	04/05/2016	Minnesota at Golden State
Offensive Rebounds	5	02/28/2016	Minnesota at Dallas (4 times)
Defensive Rebounds	9	12/01/2014	Minnesota at L.A. Clippers
Rebounds	10	12/01/2014	Minnesota at L.A. Clippers
Assists	5	01/07/2015	Minnesota vs Phoenix (Twice)
Steals	3	12/16/2014	Minnesota at Washington (Twice)
Turnovers	4	03/05/2014	Minnesota vs New York
Blocked Shots	1	03/14/2016	Minnesota at Phoenix (15 times)
Points	35	04/05/2016	Minnesota at Golden State

### NBA REGULAR SEASON STATS

Year/Team	G	MIN	FGM	FGA	PCT	3PM	3PA	PCT	FTM	FTA	PCT	OFF	DEF	TOT	RPG	AST	APG	PF	DQ	STL	BLK	PTS	PPG
13-14/MIN	37	290	57	124	.460	3	11	.273	26	40	.650	24	29	53	1.4	6	0.2	24	0	8	1	143	3.9
14-15/MIN	38	866	194	397	.489	20	51	.392	104	145	.717	63	91	154	4.1	44	1.2	49	0	18	7	512	13.5
15-16/MIN	82	1682	317	681	.465	44	152	.289	185	242	.764	100	167	267	3.3	52	0.6	94	0	24	7	863	10.5
<b>TOTALS</b>	<b>157</b>	<b>2838</b>	<b>568</b>	<b>1202</b>	<b>.473</b>	<b>67</b>	<b>214</b>	<b>.313</b>	<b>315</b>	<b>427</b>	<b>.738</b>	<b>187</b>	<b>287</b>	<b>474</b>	<b>3.0</b>	<b>102</b>	<b>0.6</b>	<b>167</b>	<b>0</b>	<b>50</b>	<b>15</b>	<b>1518</b>	<b>9.7</b>



# ADREIAN PAYNE

33 | FORWARD/CENTER

**HEIGHT:** 6-10

**WEIGHT:** 237 lbs

**BIRTHDATE:** February 19, 1991 in Dayton, OH

**COLLEGE:** Michigan State

**HIGH SCHOOL:** Jefferson Township  
(Dayton, Ohio)

**EXPERIENCE:** 2 years

**ACQUIRED:** Via trade from Atlanta  
(February 10, 2015)

**DRAFTED:** 2014, 1st round (15th overall)  
by the Atlanta Hawks





### 2015-16 NBA SEASON (MINNESOTA)

Wrapped up his second year in the NBA and in Minnesota by seeing action in 52 games... Averaged 2.5 ppg and 2.1 rpg in 9.3 mpg, shooting 36.6% from the field, 28.1% (9-for-32) from beyond the arc and 65.4% from the FT line... Shot just 30.6% (30-for-98) over his final 36 appearances, having hit 48.9% (23-for-47) in the first 16... Swiped a career-best three steals Apr. 11 vs. Houston, and dealt a team- and career-high four assists Mar. 30 vs. the L.A. Clippers... Logged 20+ minutes on three occasions, topped by a 20:57 stint vs. San Antonio on Mar. 8; he pulled down a season-best eight rebounds (in 20:49) Feb. 28 at Dallas... Recalled from the D-League's Erie BayHawks on Feb. 1; he netted 26.3 ppg (44.4%), 9.3 rpg and 4.3 apg in three outings with Erie, having been assigned on Jan. 25... Chipped in a season-high 10 points Nov. 10 vs Charlotte, his lone double-figure outing and the first of two starting assignments this year (also Nov. 18 at Orlando).

### NBA CAREER NOTES

Had his 2016-17 contract option exercised on Oct. 21, 2015... Acquired by Minnesota from Atlanta on Feb. 10, 2015... Signed by the Hawks to a two-year contract on July 25, 2014... Selected by Atlanta in the 1st round (15th overall) of the 2014 NBA Draft... **2014-15 (Atlanta/Minnesota):** Arrived in Minnesota midway through his rookie season and went on to play in each of the Wolves' final 29 contests, including 22 starts... Acquired from Atlanta on Feb. 10 in exchange for a conditional 1st-round choice in the 2017 NBA Draft... In total, he saw action in 32 games, averaging 6.7 ppg and 5.1 rpg in 23.1 mpg while shooting 41.4% from the floor and 65.2% from the FT line... Tumbled to 36.4% (20-for-55) over his final nine outings, on the heels of a 13-game run at 50.0% (53-for-106)... Counted three point/rebound double-doubles among his 10 double-digit scoring nights; he had 14 points and a game-high 11 rebounds Mar. 29 at New Orleans... Led Minnesota with 16 points and 15 rebounds Mar. 9 at the L.A. Clippers; he was the only rookie in the NBA this season (and just the seventh rookie in Wolves history) to register a 15-point/15-rebound performance... Saw action in three games for the Hawks; he also appeared in 17 D-League games (six with Fort Wayne, 11 with Austin), netting a combined 12.9 ppg (48.3%), 8.3 rpg and 1.00 bpg in 27.4 mpg.

### INTERNATIONAL NOTES

Represented USA Basketball at the 2013 World University Games, held July 7-16 in Kazan, Russia... Averaged 5.1 ppg (45.7%) and 3.8 rpg in eight games (three starts).

### COLLEGE NOTES

Finished his four-year career at Michigan State as the school's all-time leader in blocked shots (141)... In 138 career games, averaged 8.9 points, 5.3 rebounds and 1.0 blocks in 20.0 minutes (.526 FG%, .409 3FG%, .755 FT%)... Was a two-time Second Team All-Big Ten honoree, as a junior and senior, while garnering A.P. Honorable Mention All-America honors in 2013-14... As a senior, averaged 16.4 points, 7.3 rebounds, 1.3 assists and 0.9 blocks in 28.1 minutes in 31 games (.503 FG%, .423 3FG%, .790 FT%)... Scored a career-high 41 points vs. Delaware (going 17-for-17 from the line) in the second round of the 2014 NCAA Tournament on Mar. 20, the highest total by any Michigan State player since Shawn Respert in 1994... Tallied 33 points Dec. 21 at Texas, and collected 20 points and a season-high 14 rebounds Feb. 13 vs. Northwestern... In 2012-13, put up 10.5 points, 7.6 rebounds and 1.3 blocks in 25.6 minutes (36 games), hitting .546 FGs, .381 3FGs and .848 FTs... Compiled 7.0 points, 4.2 rebounds and 1.1 blocks in 17.9 minutes (.566 FG%, .697 FT%), appearing in 37 games in 2011-12... As a freshman (2010-11), averaged 2.5 points and 2.4 rebounds in 9.0 minutes (.472 FG%).

### PERSONAL NOTES

Born on Feb. 19, 1991 in Dayton, Ohio... Was an interdisciplinary studies major at MSU... Attended Jefferson Township H.S. in Dayton where he was 2010 Ohio Division IV Player of the Year... Son of Thomas Payne and Gloria Lewis, and was raised by his grandmother Mary Lewis... As a result of his efforts in the community while at Michigan State, was honored at the Wooden Award Gala following his senior season with the Los Angeles Athletic Club's first-ever Outreach Award... During his senior season at MSU, Adreian befriended Lacey Holsworth, an 8-year-old cancer patient... Their friendship started when Adreian met Lacey during a team-sponsored hospital visit in 2011, and they texted and talked frequently afterward... Lacey, who battled with neuroblastoma, a nerve cancer, accompanied Adreian to center court on Senior Night and helped him cut down the nets after the Spartans won the Big Ten Men's Basketball Tournament... Holsworth, also known as "Princess Lacey," died from her cancer on April 8, 2014.

### SOCIAL MEDIA

Twitter: Adreian\_Payne  
Instagram: adreian\_payne  
Facebook: ---



### CAREER HIGHS

Minutes	37	03/09/2015	Minnesota at L.A. Clippers
Field Goals	7	03/29/2015	Minnesota at New Orleans (Twice)
Field Goal Attempts	15	02/23/2015	Minnesota at Houston
Three-Point Field Goals	2	12/26/2015	Minnesota vs Indiana (3 times)
Three-Point Attempts	3	11/25/2015	Minnesota vs Atlanta
Free Throws	4	04/10/2015	Minnesota at L.A. Lakers (3 times)
Free Throw Attempts	6	04/11/2016	Minnesota vs Houston (Twice)
Offensive Rebounds	5	03/09/2015	Minnesota at L.A. Clippers (Twice)
Defensive Rebounds	10	03/09/2015	Minnesota at L.A. Clippers
Rebounds	15	03/09/2015	Minnesota at L.A. Clippers
Assists	4	03/30/2016	Minnesota vs L.A. Clippers (Twice)
Steals	3	04/11/2016	Minnesota vs Houston
Turnovers	5	02/25/2015	Minnesota vs Washington
Blocked Shots	2	12/28/2015	Minnesota at San Antonio (Twice)
Points	16	03/09/2015	Minnesota at L.A. Clippers

### NBA REGULAR SEASON STATS

Year/Team	G	MIN	FGM	FGA	PCT	3PM	3PA	PCT	FTM	FTA	PCT	OFF	DEF	TOT	RPG	AST	APG	PF	DQ	STL	BLK	PTS	PPG
14-15/ATL-MIN	32	740	91	220	.414	1	9	.111	30	46	.652	48	114	162	5.1	30	0.9	88	0	19	9	213	6.7
15-16/MIN	52	486	53	145	.366	9	32	.281	17	26	.654	20	91	111	2.1	29	0.6	77	1	16	11	132	2.5
<b>TOTALS</b>	<b>84</b>	<b>1225</b>	<b>144</b>	<b>365</b>	<b>.395</b>	<b>10</b>	<b>41</b>	<b>.244</b>	<b>47</b>	<b>72</b>	<b>.653</b>	<b>68</b>	<b>205</b>	<b>273</b>	<b>3.3</b>	<b>59</b>	<b>0.7</b>	<b>165</b>	<b>1</b>	<b>35</b>	<b>20</b>	<b>345</b>	<b>4.1</b>



# NIKOLA PEKOVIC

14 | CENTER

**HEIGHT:** 6-11

**WEIGHT:** 307 lbs


**BIRTHDATE:** January 3, 1986 in Bijelo Polje, Montenegro

**PRIOR TO NBA:** Panathinaikos (Greece)

**EXPERIENCE:** 6 years

**ACQUIRED:** 2008 NBA Draft

**DRAFTED:** 2008, 2nd round (31st overall)  
by the Minnesota Timberwolves





## 2015-16 NBA SEASON (MINNESOTA)

Saw his sixth NBA season abbreviated by injury, playing in just 12 games (all in January)... Sideline for the first 35 contests while recovering from surgery on his right Achilles tendon, then missed the final 33 games due to soreness in his right ankle... Averaged 4.5 ppg and 1.8 rpg in 13.0 mpg while shooting 38.0% from the floor and 80.0% from the FT line... Hauled in just 21 rebounds in 156 minutes on the season (6.5 reb/48), half of his career rate entering 2015-16 (13.0 reb/48)... Made his third start of the season on Jan. 25 at Cleveland (also Jan. 20 at Dallas and Jan. 13 at Houston)... Chipped in 10 points in a season-high 17:33 at Oklahoma City on Jan. 15, and pulled down a season-best five rebounds Jan. 13 at Houston... Made his debut Jan. 6 vs. Denver, netting a season-high 12 points.

## NBA CAREER NOTES

Signed by Minnesota to a contract extension on Aug. 15, 2013... Signed by Minnesota to a contract on July 28, 2010... Selected by Minnesota in the 2nd round (31st overall) in the 2008 NBA Draft... **2014-15 (Minnesota):** Limited to a career-low 31 games (29 starts) in his fifth season with the Wolves... Endured a two-month, 31-game absence (Nov. 19-Jan. 19) with a sprained wrist and sore right ankle, and was also sidelined for the final 15 contests due to the ankle ailment; he eventually underwent surgery on his right Achilles tendon on Apr. 8... Averaged 12.5 ppg and 7.5 rpg in 26.3 mpg, shooting a career-low 42.4% from the field but a career-best 83.7% from the FT line... Reached double figures on 23 occasions, with a game- and season-high 29 points Feb. 8 at Detroit (his lone 20+ night)... The 12-point/11-rebound effort at Chicago on Feb. 27 was his fifth straight double-double, matching the longest such streak of his career; he averaged 15.2 ppg and 12.2 rpg in those five... Matched his season high with 13 rebounds Feb. 11 vs. Golden State; the four assists tied his career best... The Jan. 21 outing vs. Dallas was his first bench appearance since Apr. 2, 2012 at Sacramento... Claimed a season-high 13 rebounds Nov. 12 vs. Houston in Mexico City; he notched 11 point/rebound double-doubles, running his career total to 77... Scored the 3000th point of his NBA career on Nov. 1 vs. Chicago... **2013-14 (Minnesota):** Started the first 44 contests before being sidelined for 28 of the final 38 due to bursitis in his right ankle... Appeared in 54 games overall, averaging a career-high 17.4 ppg and 8.7 rpg while logging 30.8 mpg... Shot 54.0% from the field -- good for 12th in the NBA as well as the second-best percentage in franchise history (trailing only his 56.4% effort in 2011-12) -- and 74.7% from the line... Was the Wolves' top scorer seven times and leading rebounder on eight occasions, tallying 20+ points 19 times and notching 23 point/rebound double-doubles... Returned from a six-game absence Mar. 28 vs. the L.A. Lakers, scoring a game-high 26 points on 9-for-10 shooting... Contributed 23 points and 11 rebounds Jan. 25 at Portland, capping an 18-game spree that saw him average 21.8 ppg (55.2%) and 10.3 rpg... It was his 30th career 20-point/10-rebound outing (11th of the season)... Collected game highs of 27 points and 14 rebounds vs. Utah on Jan. 21, and snared a season-high 14 rebounds Jan. 6 at Philadelphia... Erupted for a career-high 34 points Dec. 22 at the L.A. Clippers, one of three 30+ nights this year... Pulled in 10 offensive rebounds Dec. 20 at the Lakers; he's just the third player in club history to grab 8+ offensive boards in consecutive games... Talled 30 points Dec. 18 vs. Portland, and tied his career high with four assists Nov. 10 at the L.A. Lakers... **2012-13 (Minnesota):** Notched career highs in scoring (16.3 ppg), rebounding (8.8 rpg) and minutes (31.6 mpg)... Appeared in 62 games, missing 19 due to injury... Ranked 20th in the NBA in FG accuracy (52.0%) while shooting 74.4% from the line... Collected a team-high 26 double-doubles, including 11 games with 20+ points and 10+ boards... Named Western Conference Player of the Week for Apr. 1-7, the first such honor of his career and the first for any Wolves player since Al Jefferson in January 2009... Was Minnesota's top scorer on 22 occasions and leading rebounder 24 times... Shot 12-for-16 from the line Apr. 5 vs. Toronto, marking career highs in both categories... Led Minnesota with 22 points and 15 rebounds Mar. 29 vs. Oklahoma City, the fifth 20/15 effort of his career... Paced the Wolves with 27 points and a career-high 18 rebounds Feb. 20 vs. Philadelphia, and collected 25 points and 18 rebounds Jan. 8 vs. Atlanta... Matched a career high with four blocks Jan. 2 at Utah, and snared a season-high nine offensive boards Dec. 18 at Miami... Logged a season-high 42:36 vs. Dallas on Dec. 15... Scored a career-high 31 points Dec. 14 at New Orleans, his second 30+ night; he handed out a career-high four assists Nov. 27 at Sacramento... Underwent surgery to remove bone spurs from his right ankle on May 15... **2011-12 (Minnesota):** Averaged 13.9 ppg and 7.4 rpg in 26.9 mpg... Played in 47 games (including 35 starts), missing 12 due to injury... Shot a franchise-record 56.4% from the field, ranking 3rd in the NBA and shattering the previous club mark of 52.6% set by Kevin Garnett in 2005-06; he also hit 74.3% from the FT line... Pulled down 181 offensive rebounds in 1264 minutes to lead the NBA on both a per-48 (6.9) and percentage (16.1%) basis; he ranked 3rd in offensive boards per game (3.9) behind DeMarcus Cousins and Kevin Love... Appeared in just two of Minnesota's first 11 games and logged a total of 99 minutes in the first 17; however, his 13-point effort in the Jan. 25 victory at Dallas triggered a 15-game run that saw him tally 16.6 ppg and 9.9 rpg while shooting 61.8%... Sliced his foul rate to 3.7 per 48 minutes, having committed an average of 9.8 PFs per 48 as a rookie... Hauled in a

career-high 16 rebounds Apr. 22 vs. Golden State, one of point/rebound double-doubles on the season... Scored a game-high 23 points Apr. 19 at Detroit, his 11th 20+ effort and one of six times he led the Wolves... Returned Apr. 2 at Sacramento, having missed the previous seven games due to bone spurs in his right ankle... Collected 20 points and 12 rebounds Mar. 16 at the L.A. Lakers, his eighth 20/10 game on the year... Talled a career-high 30 points with 12 rebounds (nine offensive) in the Feb. 17 win at Houston; he also swiped a career-best three steals and blocked three shots in that game... Logged a career-high 43:31 vs. Charlotte on Feb. 15, and led the Wolves with 27 points off the bench Feb. 3 at New Jersey... Went over the 1000-career-point mark in the Apr. 26 finale vs. Denver... **2010-11 (Minnesota):** Finished his first season in the NBA by playing in 65 games... Missed 13 contests due to a sprained left ankle (Nov. 14-Dec. 3, Dec. 18-26), one to the flu (Jan. 19) and two with a strained right hip (Mar. 27-30)... Averaged 5.5 ppg and 3.0 rpg in 13.7 mpg, shooting 51.7% from the field and 76.3% from the line... Started 11 times, including five in April; he tallied 9.8 ppg and 4.5 rpg while hitting 64.2% as a starter (19.5 mpg)... Scored a season-high 16 points Mar. 4 at Philadelphia (one of 10 double-figure outings), and logged a season-high 29:58 Apr. 2 at Memphis... Shot 56.2% from the floor over the final three months, after hitting 43.6% through mid-January... Committed 9.8 PFs per 48 on the year, the highest rate for anyone in the NBA (min. 500 minutes played)... Blocked a season-high four shots Dec. 11 at Chicago, but also coughed up six TOs... Posted his first double-double (12 points, 11 rebounds) Nov. 7 at Houston.

## INTERNATIONAL NOTES

Competes internationally with the Serbian National Team... Most recently played for his country during the 2011 EuroBasket Tournament where we averaged a team-high 13.0 points and 6.4 rebounds in five contests... Was a member of the Serbia & Montenegro team that won gold at the 2006 European U-20 Championships in Turkey.

## PROFESSIONAL NOTES

**2009-10:** Appeared in 35 games for Panathinaikos in the Greek League, averaging 12.2 points and 3.7 rebounds in 16.6 minutes per game... Led the Greek League by shooting a career-best 72.5% from the floor... Reached double figures scoring in 26 of 35 games... Averaged 21.5 minutes per game during 13 Euroleague appearances... Scored 14.8 points and grabbed 3.5 rebounds per contest on 60.7% shooting... Scored 10 or more points in 11 of 12 games, including three games with 20 or more points... **2008-09:** Played 18.1 minutes per game during 21 Euroleague games as Panathinaikos earned its sixth Euroleague Final Championship... Scored 13.0 points on 63.4% shooting while grabbing 3.8 rebounds per contest... **2007-08:** Averaged 12.9 points and 5.1 rebounds in seven Serbian SuperLeague appearances for Partizan... Led Partizan to the quarterfinals in Adriatic League play with an average of 15.2 points and 5.5 rebounds in 28 games (26 starts)... Named Adriatic League All-Star Game MVP with 26 points and eight rebounds... Scored 16.4 points and grabbed 6.9 rebounds during Euroleague play, including four double-doubles... Named to the All-Euroleague Second Team... **2006-07:** Helped lead Partizan to titles in both the Serbian and Adriatic Leagues... Averaged 12.8 points and 7.4 rebounds in the Serbian SuperLeague during the regular season... Added 7.0 points and 7.5 rebounds in five postseason games... Scored 9.0 points and grabbed 2.7 rebounds during Adriatic League play, reaching double figures scoring 13 times... Averaged 4.8 points and 2.5 rebounds in 13.9 minutes per game during Euroleague play... **2005-06:** Led Partizan to a Serbian SuperLeague title with 7.3 points and 6.2 rebounds per game during the regular season... Added 8.2 points and 5.4 in five playoff appearances... Scored 9.0 points and grabbed 2.7 rebounds during Adriatic League play, scoring double figures eight times... In Euroleague play, averaged 7.1 points and 3.6 rebounds in 18.0 minutes per game... **2004-05:** Averaged 4.1 points and 2.3 rebounds in 12.9 minutes for Atlas in Serbian Superleague play.

## PERSONAL NOTES

Born on Jan. 3, 1986, in Bijelo Polje, Montenegro... Father is Miodrag... Played on the same club team (Partizan) as former NBA star Vlade Divac, and lists Divac as his favorite player to watch while growing up... Enjoys fishing in his spare time... Is also an avid fan of Partizan's soccer team... Became the President of Partizan Basketball Club in September 2015... Lists Gladiator as his favorite movie and Russell Crowe as his favorite actor.

## SOCIAL MEDIA

Twitter: ---  
Instagram: ---  
Facebook: Pek



CAREER HIGHS

Minutes	52	04/14/00	Minnesota at Vancouver
Field Goals	19	01/04/05	Minnesota vs Phoenix
Field Goal Attempts	33	02/20/00	Minnesota vs New Jersey
Three-Point Field Goals	3	12/05/03	Minnesota at Sacramento (4 times)
Three-Point Attempts	5	01/11/02	Minnesota vs L.A. Lakers (3 times)
Free Throws	15	03/19/06	Minnesota vs Sacramento (Twice)
Free Throw Attempts	18	11/25/04	Minnesota at Indiana (Twice)
Offensive Rebounds	11	12/03/04	Minnesota at Phoenix
Defensive Rebounds	23	01/12/05	Minnesota vs Orlando (Twice)
Rebounds	25	01/12/05	Minnesota vs Orlando (Twice)
Assists	12	04/06/03	Minnesota at Portland (Twice)
Steals	7	01/27/07	Minnesota at L.A. Clippers (Twice)
Turnovers	9	01/08/00	Minnesota at Detroit
Blocked Shots	8	01/04/97	Minnesota at Milwaukee (Twice)
Points	47	01/04/05	Minnesota vs Phoenix

NBA REGULAR SEASON STATS

Year/Team	G	MIN	FGM	FGA	PCT	3PM	3PA	PCT	FTM	FTA	PCT	OFF	DEF	TOT	RPG	AST	APG	PF	DQ	STL	BLK	PTS	PPG
10-11/MIN	65	887	136	263	.517	0	0	---	87	114	.763	90	103	193	3.0	27	0.4	181	2	18	35	359	5.5
11-12/MIN	47	1264	256	454	.564	0	0	---	139	187	.743	181	165	346	7.4	31	0.7	98	0	29	31	651	13.9
12-13/MIN	62	1959	385	741	.520	0	0	---	241	324	.744	230	315	545	8.8	53	0.9	143	0	43	50	1011	16.3
13-14/MIN	54	1663	379	701	.541	0	0	---	186	249	.747	206	262	468	8.7	50	0.9	129	0	30	23	944	17.5
14-15/MIN	31	815	139	328	.424	0	0	---	108	129	.837	89	145	234	7.5	27	0.9	59	0	19	12	386	12.5
15-16/MIN	12	156	19	50	.380	0	0	---	16	20	.800	7	14	21	1.8	11	0.9	22	0	1	0	54	4.5
TOTALS	271	6746	1314	2537	.518	0	0	---	777	1023	.760	803	1004	1807	6.7	199	0.7	632	2	140	151	3405	12.6



# RICKY RUBIO

9 | GUARD

**HEIGHT:** 6-4

**WEIGHT:** 190 lbs

**BIRTHDATE:** October 21, 1990 in El Masnou, Spain

**PRIOR TO NBA:** FC Barcelona (Spain)

**EXPERIENCE:** 5 years

**ACQUIRED:** 2009 NBA Draft

**DRAFTED:** 2009, 1st round (5th overall)  
by the Minnesota Timberwolves





## 2015-16 NBA SEASON (MINNESOTA)

Returned to full-time duty in his fifth Wolves campaign, starting 76 games including all 65 after November... Missed four games (Nov. 10-15) due to a strained left hamstring and two (Nov. 27-29) with a sore left ankle... Averaged 10.1 ppg and 4.3 rpg in 30.6 mpg, shooting 37.4% from the floor, 32.6% (62-for-190) from beyond the arc and a career-best 84.7% (266-for- 314) from the line... Ranked 5th in the NBA in assists (8.7 apg), 2nd in steals (2.13 spg), 4th in ast/TO ratio (3.40-to-1) and 27th in FT accuracy... Topped the Wolves in assists 65 times, collecting 12 point/assist double-doubles as well as two of the point/rebound variety... Contributed a game-high 23 points Mar. 26 vs. Utah, the fourth time he led the Wolves and his fourth 20+ outing of the season... Handed out a franchise-record-tying 17 assists Mar. 14 at Phoenix; he registered seven double-doubles in March, boosting his career total to 61... Sank the game-winning three-pointer with :00.2 left Mar. 11 at Oklahoma City; he converted 34 of 90 trey attempts (37.8%) in the season's final 29 contests... Moved past Pooh Richardson (1973) for 2nd place on the Wolves' all-time assist chart Jan. 23 vs. Memphis, and handed out his 2000th career assist Jan. 27 vs. Oklahoma City... Pulled in his 1000th career rebound Jan. 2 vs. Milwaukee... Totaled nine points, 10 rebounds, 12 assists and eight steals Dec. 16 at New York, the NBA's first 4x8 game (pts/reb/ast/stl) since 2002; the eight steals equaled the Wolves' single-game mark he shares with Tyrone Corbin and Terrell Brandon... Pulled down a season-high 12 rebounds Nov. 18 at Orlando, one of four times he led... Scored a career-high 28 points Oct. 28 at the L.A. Lakers, adding 14 assists.

## NBA CAREER NOTES

Re-signed by Minnesota to a contract extension on Oct. 31, 2014... Signed by Minnesota to a contract on June 17, 2011... Selected by Minnesota in the 1st round (5th overall) of the 2009 NBA Draft... **2014-15 (Minnesota):** Saw his fourth NBA season interrupted by injury, undergoing arthroscopic surgery on his left ankle on Apr. 13... Appeared in just 22 games, averaging 10.3 ppg, 5.7 rpg, 8.8 apg and 1.73 spg in 31.5 mpg... Led the Wolves in assists 18 times, finishing with an assist/TO ratio of 3.02-to-1 (193 ast/64 TO)... Shot 35.6% from the field, 25.5% (13-for-51) from three-point distance and 80.3% from the FT line... Initially suffered a sprained left ankle Nov. 7 at Orlando, after a four-game start in which he produced 10.8 ppg, 6.3 rpg and 11.0 apg, and was sidelined for the ensuing 42 contests... Returned Feb. 2 at Dallas and appeared in 16 of the next 17 games before reinjuring the ankle Mar. 13 at Oklahoma City... Collected 13 points, eight rebounds and 15 assists Mar. 7 vs. Portland, his 17th career game with 8+ pts/8+ reb/8+ ast; only Kevin Garnett (94) has collected more in a Wolves uniform... It was his seventh point/assist double-double of the season (47th career); he also scored the 2000th point of his NBA career in the contest... Registered his fourth career triple-double Mar. 2 vs. the L.A. Clippers; the point (18) and rebound (12) totals were season bests... Logged a season-high 41:35 on Feb. 28 vs. Memphis, part of a 10-game stretch that saw him average 37.1 mpg... Handed out a career-high and franchise-record-tying 17 assists Nov. 1 vs. Chicago... **2013-14 (Minnesota):** Became the 10th player in Wolves history to start all 82 games... Averaged 9.5 ppg, 4.2 rpg and a career-best 8.6 rpg -- good for 4th in the NBA and the top single-season figure by a Minnesota player since Terrell Brandon dished 8.9 apg in 1999-2000... Also ranked 2nd in the league in steals (2.32 spg); his 190 total steals broke the franchise record previously held by Tyrone Corbin (175 in 1989-90)... Shot 38.1% from the floor, 33.1% from three-point range and 80.2% from the FT line... Collected 15 point/assist double-doubles (boosting his career total to 40) and notched a pair of triple-doubles: Nov. 10 at the L.A. Lakers (12 pts/10 reb/14 ast) and Mar. 19 at Dallas (22/10/15)... Played a career-high 49:08 in that Dallas contest; the 10 rebounds equaled his season high... Scored 20+ points four times and was Minnesota's leading scorer on three occasions; he led the Wolves across the board with 19 points, eight rebounds and five assists Feb. 5 at Oklahoma City... Tied the club single-game record by dishing 17 assists vs. Indiana on Feb. 19, joining six others (most recently Chauncey Billups vs. Dallas on Mar. 28, 2002)... Swiped a season-high seven steals Feb. 12 vs. Denver, and tallied a career-high 25 points Feb. 8 vs. Portland... The Jan. 21 outing at Utah was the 12th 4x5 (11 pts/5 reb/13 ast/5 stl) night of his career... Dealt his 1000th career assist Dec. 30 vs. Dallas... **2012-13 (Minnesota):** Played in 57 games (47 starts)... Made his first appearance Dec. 15 vs. Dallas; he'd been sidelined for the first 20 games while recovering from surgery to repair a torn ACL and a torn LCL in his left knee... Averaged 10.7 ppg, 4.0 rpg and 7.3 apg while playing 29.7 mpg; he shot 36.0% from the floor, 29.3% from three-point range and 79.9% from the line... Ranked 2nd in the NBA in steals (2.40 spg), breaking the previous franchise single-season mark (2.17) set by Micheal Williams in 1992-93; he also finished 10th in assists... Tallied a game- and season-high 24 points Apr. 13 vs. Phoenix, his third 20-point/10-assist outing in the season's final month... Added five rebounds and five steals in that game, making it his sixth career 10+ point/10+ assist/5+ steal effort... Picked off eight steals Apr. 3 at Milwaukee, tying the franchise record shared by Tyrone Corbin and Terrell Brandon; it also matched the NBA's single-game best for 2012-13 (Kemba Walker, Nov. 10)... The five three-pointers and eight TOs at Milwaukee were

both career highs; he sank 16 of his final 36 from beyond the arc (44.4%)... Tallied a game-high 23 points Mar. 30 vs. Memphis, the second time he led the Wolves across the board (pts/reb/ast)... Collected his first career triple-double Mar. 12 vs. San Antonio, racking up 21 points, 12 assists and a career-high 13 rebounds... Swiped six steals Mar. 6 vs. Washington, capping a run that saw him grab 43 steals in 10 contests, the most prolific 10-game stretch in the NBA since Ron Artest totaled 44 in 2002 (Jan. 19-Feb. 12)... Chipped in five points and 10 assists in the BBVA Rising Stars Challenge on Feb. 15... Dished a season-high 14 assists vs. Portland on Feb. 4; he had 10 of the assists in the fourth quarter, matching a franchise record he shares with Stephon Marbury and Pooh Richardson... **2011-12 (Minnesota):** Made his NBA debut by playing in 41 games before suffering a torn ACL and a torn LCL in his left knee on Mar. 9 vs. the Lakers; he underwent reconstructive surgery on Mar. 21 and missed the Wolves' final 25 contests... Earned First Team All-Rookie honors and finished 2nd to Kyrie Irving of Cleveland in voting for the NBA's Rookie of the Year Award, equaling the best-ever showing by a Wolves player (Stephon Marbury, 1996-97)... Started 31 times, with Minnesota going 18-13; they slipped to 5-20 following the injury... Averaged 10.6 ppg, 4.2 rpg and 2.22 spg in 34.2 mpg, while leading all rookies (and ranking 6th in the NBA) in assists with 8.2 apg... It's the Wolves' highest per-game average since Terrell Brandon handed out 8.9 apg in 1999-2000; Marbury, Micheal Williams and Pooh Richardson are the only other Wolves players to average 8+ apg in a season... Shot 35.7% from the field, 34.0% (32-for-94) from three-point range and 80.3% (good for 3rd among rookies) from the FT line... Contributed 15 points and 10 assists in his final appearance (Mar. 9 vs. the Lakers), his 12th double-double on the year; that's the most by a Wolves player since Sam Cassell totaled 18 in 2003-04... Tied a franchise record by handing out 10 assists in the 1st quarter at Portland on Mar. 3... Netted 12 points and seven assists in the BBVA Rising Stars Challenge on Feb. 25, as part of All-Star Weekend in Orlando... Scored 14 of his season-high 22 points in the 1st quarter vs. Philadelphia on Feb. 19... Matched his season best with 14 assists Feb. 7 vs. Sacramento (also Jan. 8 at Washington), and swiped a season-high six steals twice (Jan. 18 vs. Detroit, Feb. 3 at New Jersey); he registered 3+ steals in a game 18 times... Led the Wolves in rebounds (a season-high eight) Jan. 30 at Houston, while scoring 18 points... Named January's Western Conference Rookie of the Month... Played 40+ minutes on five occasions, with a high of 46:27 in the Jan. 25 victory at Dallas.

## INTERNATIONAL NOTES

Began his international career on Spain's Under-16 team in 2005, winning a bronze medal at the 2005 FIBA Europe U16 Championships... Competed at the 2014 FIBA World Cup... Averaged 5.4 points, 5.1 assists, 4.4 rebounds and 3.6 steals in 20.9 minutes per contest... Competed at the 2013 EuroBasket Championship... Named MVP of the 2006 FIBA Europe U16 Championships after leading Spain to the gold medal... Averaged 22.3 points, 12.8 rebounds, 7.1 assists and 6.5 steals per game during the tournament, including two triple-doubles and a quadruple-double (posted 51 points, 24 rebounds, 12 assists and 7 steals in the championship game against Russia)... Named to the Spanish team for the 2008 Olympics in Beijing, where at age 17 he became the youngest ever to participate in the gold-medal game... A member of Spain's gold-medal-winning entry at the 2009 FIBA European Championships.

## PROFESSIONAL NOTES

**2010-11:** Averaged 4.8 points, 3.2 rebounds and 4.1 assists in 42 games during his second season with Barcelona... Earned his first Spanish ACB League Championship following an 8-0 run through the playoffs... Handed out at least five assists on 15 occasions... Tallied a season-best 15 points to go with eight assists against Caja Laboral on 11/20... Averaged 6.5 points, 3.2 rebounds and 3.6 assists in 20 Euroleague games... Also led his Barcelona team to victories in the Catalan Cup, Spanish Supercup and Spanish King's Cup tournaments... **2009-10:** Averaged 6.4 points, 2.7 rebounds and 4.3 assists in 42 games during his first season with Barcelona... Improved those averages to 6.8 points, 2.9 rebounds and 4.1 assists in 22 contests during Barcelona's run to the Euroleague title... Also contributed to Barcelona's victories in the Catalan Cup, Spanish Supercup and Spanish King's Cup tournaments... Earned MVP honors at the Catalan Cup Tournament... Following the season, honored as the league's top point guard and named to the All-Spanish ACB League Team... Also named the Euroleague Rising Star for 2010... Posted two games with 10+ assists and 18 games with at least five dimes... Scored in double figures nine times, including a season-best 18 points on 6-of-9 shooting (3-of-4 from three) in a win over Real Madrid on 12/27... **2008-09:** Averaged 9.8 points, 2.7 rebounds, 5.8 assists in 25 games for DKV Joventut... Led the ACB League with 2.2 steals per game... Scored in double figures in 12 games and handed out 10+ assists five times (two double-doubles)... Appeared in five games during the Euroleague season, averaging 2.4 points, 2.4 rebounds and 2.8 assists per game... Catalan Cup Tournament champion... Named Spanish ACB League Defensive Player of the Year... Also named the FIBA European



Young Player of the Year for a third consecutive season... **2007-08:** Averaged 10.2 points, 3.3 rebounds, 3.9 assists and 2.0 steals over 39 games in his most decorated season as a pro... Led his team to wins in the 2007 Catalan Cup Tournament, the 2008 Spanish King's Cup and the 2008 EuroCup... Named the 2008 FIBA Young Player of the Year as well as the 2008 European Player of the Year... Also honored as the ACB League's top point guard and named to the All-Spanish ACB League Team... Scored in double figures in 20 games, including a season-high 25 points on 6-of-9 shooting (12-of-12 FTs) in a win over Akasvayu Girona on 11/25... **2006-07:** Averaged 4.5 points, 2.6 rebounds and 2.6 assists in 43 games... Led the ACB league in steals, averaging 1.9 thefts per game... Saw his first action in Euroleague, appearing in 16 games and averaging 3.6 points, 2.4 rebounds and 2.8 assists... Following the season, honored with the 2007 Spanish ACB League Rising Star Award as well as the FIBA European Young Player of the Year Award, given annually to the best player in Europe under the age of 22... 2005-06: Made his Spanish ACB League debut on 10/15 at the age of 14, becoming the youngest player ever to compete in Spain's top professional league... Averaged 2.6 points, 1.1 rebounds 0.7 assists in 14 games during his rookie season... Helped his team to victories in the 2005 Catalan Cup Tournament and the 2006 EuroChallenge Tournament.

#### PERSONAL

Born on Oct. 21, 1990 in El Masnou, Spain... His parents are Esteban and the late Tona Vives, who passed away from a battle with lung cancer in 2016... Has an older brother, Marc, who also plays professional basketball in Spain's second division, and a younger sister, Laia... Lists Steve Nash as his favorite NBA player.

#### SOCIAL MEDIA

Twitter: [rickyrubio9](#)

Instagram: [ruuufio](#)

Facebook: [rickyrubio9](#)





**CAREER HIGHS**

Minutes	49	03/19/2014	Minnesota at Dallas
Field Goals	10	10/28/2015	Minnesota at L.A. Lakers (Twice)
Field Goal Attempts	19	02/08/2014	Minnesota vs Portland
Three-Point Field Goals	5	04/03/2013	Minnesota at Milwaukee
Three-Point Attempts	7	03/21/2016	Minnesota vs Golden State
Free Throws	12	02/13/2013	Minnesota vs Utah
Free Throw Attempts	13	01/23/2016	Minnesota vs Memphis (Twice)
Offensive Rebounds	4	03/05/2012	Minnesota vs L.A. Clippers
Defensive Rebounds	12	03/12/2013	Minnesota vs San Antonio
Rebounds	13	03/12/2013	Minnesota vs San Antonio
Assists	17	03/14/2016	Minnesota at Phoenix (4 times)
Steals	8	12/16/2015	Minnesota at New York (Twice)
Turnovers	8	01/13/2016	Minnesota at Houston (Twice)
Blocked Shots	2	01/01/2014	Minnesota vs New Orleans (Twice)
Points	28	10/28/2015	Minnesota at L.A. Lakers

**NBA REGULAR SEASON STATS**

Year/Team	G	MIN	FGM	FGA	PCT	3PM	3PA	PCT	FTM	FTA	PCT	OFF	DEF	TOT	RPG	AST	APG	PF	DQ	STL	BLK	PTS	PPG
11-12/MIN	41	1404	139	389	.357	32	94	.340	126	157	.803	21	150	171	4.2	336	8.2	97	0	91	8	436	10.6
12-13/MIN	57	1691	185	514	.360	27	92	.293	211	264	.799	44	185	229	4.0	418	7.3	143	0	137	5	608	10.7
13-14/MIN	82	2638	255	670	.381	44	133	.331	227	283	.802	61	281	342	4.2	704	8.6	218	2	191	11	781	9.5
14-15/MIN	22	692	78	219	.356	13	51	.255	57	71	.803	19	106	125	5.7	193	8.8	59	1	38	1	226	10.3
15-16/MIN	76	2323	219	586	.374	62	190	.326	266	314	.847	40	286	326	4.3	657	8.6	201	1	162	10	766	10.1
TOTALS	278	8747	876	2378	.368	178	560	.318	887	1089	.815	185	1008	1193	4.3	2308	8.3	718	4	619	35	2817	10.1

# BRANDON RUSH

4 | GUARD/FORWARD

**HEIGHT:** 6-6

**WEIGHT:** 225 lbs

**BIRTHDATE:** July 7, 1985 in Kansas City, Missouri

**COLLEGE:** Kansas

**HIGH SCHOOL:** Mt. Zion Christian Academy  
(Durham, North Carolina)

**EXPERIENCE:** 8 years

**ACQUIRED:** Via free agency  
(July 13, 2016)

**DRAFTED:** 2008, 1st round (13th overall)  
by the Portland Trail Blazers





## 2015-16 NBA SEASON (GOLDEN STATE)

Appeared in 72 games (25 starts), averaging 4.2 points and 2.5 rebounds in 14.6 minutes... Scored 20-plus once and reached double figures 10 times... In 25 starts, averaged 7.0 points and 3.3 rebounds in 21.0 minutes, hitting 50.0 percent from the field and 49.4 percent from three... Scored a season-high 20 points at Portland on Jan. 8, his first 20-point game since Apr. 20, 2012 at Dallas, hitting a season-high eight field goals and a season-high-tying four three-pointers... Scored in double figures in back-to-back games (Dec. 16-18), his longest double-digit scoring streak since doing so in six-straight games from Apr. 18, 2012-Oct. 31, 2012... Shot above 60 percent from three-point range in those two contests... DNP-CD five times... Inactive three times... Missed one game with a bruised right knee (Mar. 29)... Missed one game with right hamstring tightness.

## NBA CAREER NOTES

Signed with Minnesota as a free agent on July 13, 2016... Signed with Golden State as a free agent on July 22, 2014... Traded by Golden State, along with Andris Biedrins and Richard Jefferson, to Utah in a three-team trade that sent Andre Iguodala and Kevin Murphy to Golden State and Randy Foye to Denver on July 10, 2013... Re-signed with Golden State as a restricted free agent on August 1, 2012... Acquired by Golden State from Indiana in exchange for Lou Amundson on December 19, 2011... Traded by Portland, along with Jarrett Jack and Josh McRoberts, to Indiana on July 9, 2008, in exchange for Ike Diogu and Jerryd Bayless... Selected by Portland in the first round of the 2008 NBA Draft (13th overall)... **2014-15 (Golden State):** In 33 games, averaged 0.9 points and 1.2 rebounds in 8.2 minutes... Logged five minutes on Nov. 5 vs. L.A. Clippers in his first appearance with Warriors since suffering a left knee injury on Nov. 2, 2012... Inactive four times, including once with a sacral stress reaction... Missed one game with flu-like symptoms... DNP-CD 44 times... **2013-14 (Utah):** Appeared in 38 games, averaging 2.1 points and 1.2 rebounds in 11.0 minutes... Missed six games (Oct. 30-Nov. 2, Nov. 22-25) due to left knee rehab... Missed one game (Apr. 4) due to a severe sore throat... Was a DNP-CD 40 times and on the Inactive List four times... **2012-13 (Golden State):** Inactive for 80 games after suffering a torn ACL and MCL in his left knee in the second game of the season on Nov. 2 vs. Memphis... Averaged 7.0 points in 12.5 minutes in two games... Scored 14 points (6-of-9 FG) in the season opener on Oct. 31 at Phoenix... **2011-12 (Golden State):** Appeared in 65 games (one start), averaging a career-high 9.8 points to go with 3.9 rebounds and 1.4 assists in 26.4 minutes... Shot career highs from the field (.501), beyond the arc (.452, tied for 6th in NBA) and from the free throw line (.793)... His three-point percentage (.452) ranked as the fifth-best single-season percentage in franchise history... Hit over 41.0 percent from three-point land for a third consecutive season, joining teammate Stephen Curry and Kyle Korver as the only players to hit 41 percent-or-better from distance in each of the last three seasons... Became the 19th player in NBA history, and the only one in 2011-12, to shoot above 50 percent from the field and 45 percent from beyond the arc, the first player to do so since Mike Miller in 2009-10 and the first Warrior since Chris Mullin did so in 1992-93 (among qualified players)... Finished the season by averaging 18.3 points and 7.0 rebounds and shooting 63.3 percent from the field (55.0 percent from distance) in 29.3 minutes over his last four games... Scored a season-high 23 points off the bench on Mar. 27 vs. the L.A. Lakers... Enjoyed a career-long streak of 15 consecutive games with at least one three-pointer (Jan. 12-Feb. 12)... Recorded a double-double with 10 points and a season-high 11 rebounds on Mar. 25 at Portland, the seventh double-double of his career... Scored 10-plus points 31 times and 20-plus five times... Was a DNP-CD in the season finale after playing in each of the first 65 games... **2010-11 (Indiana):** Appeared in 67 games (21 starts), averaging 9.1 points and 3.2 rebounds in 26.2 minutes while hitting a then-career-high 41.7 percent (93-223 3FG) from three-point range... In 21 starting assignments, averaged 11.2 points and 4.1 rebounds in 31.1 minutes... Scored a season-high 26 points on Dec. 6 vs. Toronto, one of four 20+ point efforts... **2009-10 (Indiana):** Appeared in all 82 games (64 starts), averaging 9.4 points, a career-high 4.2 rebounds and 1.4 assists in 30.4 minutes... Shot 41.1 percent from three-point range, including 47.2 percent as a reserve... In 64 starts, averaged 10.1 points and 4.4 rebounds... Recorded four double-doubles and three 20+ point efforts... **2008-09 (Indiana):** Appeared in 75 games (19 starts), averaging 8.1 points and 3.1 rebounds in 24.0 minutes... In 19 starts, averaged 15.9 points and 5.4 rebounds while shooting 47.3 percent from the field, helping Indiana to a 12-7 record in those 19 games (24-39 in games he did not start)... Ranked eighth among rookies with 78 three-pointers made... Scored a career-high 29 points in consecutive games at Chicago (Mar. 28) and vs. Washington (Mar. 29).

## NBA PLAYOFFS NOTES

Has appeared in 22 playoff games off the bench with averages of 1.9 points and 1.5 rebounds in 7.8 minutes per game... Has shot 41.0 percent from the field and 44.4 percent from three-point range... **2016 (Golden State):** Made

his NBA Finals debut in Game 1 on June 2 vs. Cleveland... Grabbed a playoff career-high seven rebounds (all in the fourth quarter) in Game 3 on May 22 at Oklahoma City... Scored in double figures for the first time of his playoff career in Game 5 on Apr. 27 vs. Houston, finishing with 15 points on playoff career-highs of six field goals (6-of-8 FG) and three three-pointers (3-of-5 3FG) while tying a playoff career-high with 18 minutes... DNP-CD seven times... Inactive three times... **2015 (Golden State):** Appeared in three postseason games, averaging 1.0 points and 1.0 rebounds in 2.3 minutes... Made his Warrior playoff debut on 5/11 at Memphis... Postseason DNP-CD 10 times... Inactive eight times... **2011 (Indiana):** Appeared in five playoff games, averaging 3.2 points and 1.4 rebounds in 11.0 minutes.

## COLLEGE NOTES

Appeared in 109 games over three seasons at Kansas, averaging 13.6 points, 5.5 rebounds and 2.0 assists in 31.3 minutes... Helped Kansas to a national championship as a junior in 2007-08, averaging a team-high 13.3 points to go with 5.1 rebounds... Selected to the 2008 Final Four All-Tournament team and was chosen as Most Outstanding Player of the 2008 Big 12 Championship, leading Kansas to the tournament title with 18.7 points in three games... Named Wooden Award All-American as a sophomore and junior... Started all 38 games as a sophomore in 2006-07, finishing in the top 20 in the conference with a team-high 13.8 points (16th in the Big 12), 5.6 rebounds (18th), 2.0 three-pointers (11th) and 32.5 minutes (12th)... Became the first freshman in Big 12 history to earn First-Team All-Conference honors.

## PERSONAL NOTES

Full name is Brandon Leray Rush... Brother, Kareem, spent seven seasons in the NBA with the L.A. Lakers, Charlotte, Indiana and Philadelphia... Brother, JaRon, played collegiately at UCLA... Is one of seven active players to win both an NBA championship (2015) and an NCAA title (2008)... A two-time All-State selection in high school, averaged 21 points, six rebounds and five assists at Mount Zion Academy (NC)... Pulled out of 2005 NBA Draft to attend school at Kansas.

## SOCIAL MEDIA

Twitter: BRush\_25  
Instagram: brush\_4  
Facebook: ---





## CAREER HIGHS

Minutes	54	12/19/2008	Indiana vs L.A. Clippers
Field Goals	13	03/29/2009	Indiana vs Washington (Twice)
Field Goal Attempts	25	03/29/2009	Indiana vs Washington
Three-Point Field Goals	6	12/06/2010	Indiana vs Toronto
Three-Point Attempts	9	03/13/2012	Golden State at Sacramento (4 times)
Free Throws	9	12/28/2010	Indiana vs Boston
Free Throw Attempts	10	12/28/2010	Indiana vs Boston
Offensive Rebounds	4	01/27/2010	Indiana vs L.A. Lakers (3 times)
Defensive Rebounds	11	03/25/2012	Golden State at Portland
Rebounds	12	04/12/2010	Indiana vs Orlando
Assists	6	03/12/2010	Indiana at Boston
Steals	4	01/05/2010	Indiana vs Orlando
Turnovers	5	12/11/2009	Indiana vs New Jersey
Blocked Shots	5	11/18/2010	Indiana vs L.A. Clippers (Twice)
Points	29	03/29/2009	Indiana vs Washington (Twice)

## NBA REGULAR SEASON STATS

Year/Team	G	MIN	FGM	FGA	PCT	3PM	3PA	PCT	FTM	FTA	PCT	OFF	DEF	TOT	RPG	AST	APG	PF	DQ	STL	BLK	PTS	PPG
08-09/IND	75	1803	243	575	.423	78	209	.373	46	66	.697	34	199	233	3.1	66	0.9	128	1	38	37	610	8.1
09-10/IND	82	2491	297	702	.423	124	302	.411	56	89	.629	41	305	346	4.2	112	1.4	159	0	56	65	774	9.4
10-11/IND	67	1754	217	515	.421	93	223	.417	80	106	.755	33	184	217	3.2	62	0.9	107	0	41	35	607	9.1
11-12/GSW	65	1717	235	469	.501	99	219	.452	65	82	.793	33	218	251	3.9	88	1.4	64	0	35	58	634	9.8
12-13/GSW	2	25	6	9	.667	0	2	.000	2	3	.667	0	1	1	0.5	2	1.0	5	0	0	0	14	7.0
13-14/UTA	38	418	30	90	.333	16	47	.340	3	5	.600	5	39	44	1.2	24	0.6	31	0	5	9	79	2.1
14-15/GSW	33	271	11	54	.204	3	27	.111	5	11	.455	4	37	41	1.2	12	0.4	27	0	5	12	30	0.9
15-16/GSW	72	1055	111	260	.427	65	157	.414	18	28	.643	21	160	181	2.5	57	0.8	57	1	20	23	305	4.2
<b>TOTALS</b>	<b>434</b>	<b>9534</b>	<b>1150</b>	<b>2674</b>	<b>.430</b>	<b>478</b>	<b>1186</b>	<b>.403</b>	<b>275</b>	<b>390</b>	<b>.705</b>	<b>171</b>	<b>1143</b>	<b>1314</b>	<b>3.0</b>	<b>423</b>	<b>1.0</b>	<b>578</b>	<b>2</b>	<b>200</b>	<b>239</b>	<b>3053</b>	<b>7.0</b>

## NBA PLAYOFFS STATS

Year/Team	G	MIN	FGM	FGA	PCT	3PM	3PA	PCT	FTM	FTA	PCT	OFF	DEF	TOT	RPG	AST	APG	PF	DQ	STL	BLK	PTS	PPG
10-11/IND	5	55	6	13	.462	3	4	.750	1	2	.500	0	7	7	1.4	3	0.6	5	0	1	1	16	3.2
14-15/GSW	3	7	1	6	.167	1	2	.500	0	0	---	1	2	3	1.0	0	0.0	2	0	0	0	3	1.0
15-16/GSW	14	110	9	20	.450	4	12	.333	1	2	.500	0	23	23	1.6	3	0.2	9	0	2	2	23	1.6
<b>TOTALS</b>	<b>22</b>	<b>173</b>	<b>16</b>	<b>39</b>	<b>.410</b>	<b>8</b>	<b>18</b>	<b>.444</b>	<b>2</b>	<b>4</b>	<b>.500</b>	<b>1</b>	<b>32</b>	<b>33</b>	<b>1.5</b>	<b>6</b>	<b>0.3</b>	<b>16</b>	<b>0</b>	<b>3</b>	<b>3</b>	<b>42</b>	<b>1.9</b>

# KARL-ANTHONY TOWNS

32 | FORWARD/CENTER

**HEIGHT:** 7-0

**WEIGHT:** 244 lbs

**BIRTHDATE:** November 15, 1995 in Edison, NJ

**COLLEGE:** Kentucky

**HIGH SCHOOL:** St. Joseph High School  
(Metuchen, New Jersey)

**EXPERIENCE:** 1 year

**ACQUIRED:** 2015 NBA Draft

**DRAFTED:** 2015, 1st round (1st overall)  
by the Minnesota Timberwolves





## 2015-16 NBA SEASON (MINNESOTA)

Put together perhaps the best rookie season in Timberwolves history, starting all 82 games and averaging 18.3 ppg, 10.5 rpg, 2.0 apg and 1.68 bpg in 32.0 mpg...Unanimously voted as the NBA's Rookie of the Year on May. 16... Joined only Damian Lillard (2012-13 season), Blake Griffin (2010-11), David Robinson (1989-90) and Ralph Sampson (1983-84) as unanimous winners in the last 32 years... Shot 54.2% from the floor (the second-highest percentage in franchise history), 34.1% (30-for-88) from beyond the arc and 81.1% from the FT line... Ranked 8th in the NBA in rebounding, 8th in FG accuracy, 10th in blocks, 26th in scoring and 3rd in double-doubles (52); he led all rookies in scoring while ranking 3rd in FT accuracy (81.0%), 11th in steals (0.71 spg) and 1st in minutes... Chosen as the Western Conference Player of the Week for Apr. 4-10 (the first Wolves rookie to be so honored) and swept all six Western Conference Rookie of the Month awards... Was Minnesota's leading rebounder 63 times and top scorer on 27 occasions; he had 32 games with 20+ points among his 73 double-figure efforts... Sank the game-winning jumper with :01.8 to play Apr. 9 at Portland... Posted season highs in rebounds (21) and assists (nine) Apr. 3 vs. Dallas; he's the NBA's first rookie to collect at least 21 rebounds and nine assists in the same game since Elgin Baylor (Feb. 9, 1959 vs. New York)... The 21 rebounds vs. Dallas tied Gorgui Dieng's club rookie record (Mar. 20, 2014 at Houston), while his 18 defensive boards broke Christian Laettner's franchise rookie mark (17, Mar. 21, 1993 vs. Charlotte)... Led all scorers with 32 points Mar. 18 at Houston, his fourth 30+ night... Was Minnesota's leading scorer in 19 of the final 40 games; he averaged 21.3 ppg (55.8%), 11.5 rpg, 2.8 apg and 1.65 bpg in those 40 contests... Collected 30 points and 15 rebounds Feb. 27 at New Orleans, the first 30/15 by a rookie since Blake Griffin in March 2011... Won the Taco Bell Skills Challenge on Feb. 13 as part of All-Star Weekend in Toronto; he also played in the BBVA Compass Rising Stars Challenge on Feb. 12... Pumped in a season-high 35 points vs. Toronto on Feb. 10, and had a season-high six blocked shots Jan. 20 at Dallas.

## NBA CAREER NOTES

Signed by Minnesota on July 7, 2015... Selected by Minnesota in the 1st round (1st overall) of the 2015 NBA Draft.

## COLLEGE NOTES

Played one season at Kentucky... Averaged 10.3 points and a team-high 6.7 rebounds while shooting 56.6 percent from the floor and 81.3 from the charity stripe for the Wildcats... Ranked second in the SEC and 37th in the nation in blocks (2.3 bpg)... Named Midwest Region MVP after registering a career-high 25 points (10-13 FGs) and five rebounds vs. Notre Dame in the Elite Eight... Named AP and NABC Second Team All-American and Third Team by the Sporting News... Also honored as SEC Freshman of the Year, First Team All-SEC, USBWA All-District and SEC All-Freshman Team... Captured Freshman All-America honors by the USBWA and was a top-10 finalist for its Wayman Tisdale Award (freshman of the year)... Earned SEC Freshman of the Week three times and SEC Player of the Week once... Also tabbed USBWA/CBS Sports Wayman Tisdale National Freshman of the Week on Feb. 17 and NBC Sports National Player of the Week on Feb 9.

## HIGH SCHOOL NOTES

The Gatorade Male High School Athlete of the Year as a senior... A three time first-team All-State selection... Averaged 20.9 points, 13.4 rebounds and 6.2 blocks for St. Joseph (30-2), which won a state title... He shot 66.1 percent from the field and 82.2 percent from the free throw line as a senior... The No. 4 overall player in the 2014 class by Scout. com, No. 5 by Rivals and No. 9 by ESPN... Appeared in both the McDonald's All-America and Jordan Brand Classic games... Competed for the World Select Team in the Nike Hoop Summit.

## PERSONAL NOTES

Born on Nov. 15, 1995 in Edison, New Jersey... Son of Jacqueline Cruz and Karl Towns... Father played basketball at Monmouth... Graduated high school with a 3.96 GPA and served as a member of his student council... Favorite player is Len Bias... Partnered with the Salvation Army to launch a shoe drive throughout January 2016, encouraging fans to donate new and unused shoes in exchange for tickets to games.

## SOCIAL MEDIA

Twitter: KarlTowns  
Instagram: karltowns  
Facebook: karlanthonytowns





#### CAREER HIGHS

Minutes	48	03/25/2016	Minnesota at Washington
Field Goals	14	03/05/2016	Minnesota vs Brooklyn
Field Goal Attempts	23	02/20/2016	Minnesota vs New York
Three-Point Field Goals	3	12/07/2015	Minnesota vs L.A. Clippers
Three-Point Attempts	5	04/13/2016	Minnesota vs New Orleans
Free Throws	11	02/10/2016	Minnesota vs Toronto
Free Throw Attempts	13	02/10/2016	Minnesota vs Toronto
Offensive Rebounds	8	01/15/2016	Minnesota at Oklahoma City
Defensive Rebounds	18	04/03/2016	Minnesota vs Dallas
Rebounds	21	04/03/2016	Minnesota vs Dallas
Assists	9	04/03/2016	Minnesota vs Dallas
Steals	3	11/29/2015	Minnesota at L.A. Clippers (Twice)
Turnovers	6	04/03/2016	Minnesota vs Dallas
Blocked Shots	6	01/20/2016	Minnesota at Dallas (Twice)
Points	35	02/10/2016	Minnesota vs Toronto

#### NBA REGULAR SEASON STATS

Year/Team	G	MIN	FGM	FGA	PCT	3PM	3PA	PCT	FTM	FTA	PCT	OFF	DEF	TOT	RPG	AST	APG	PF	DQ	STL	BLK	PTS	PPG
15-16/MIN	82	2627	625	1153	.542	30	88	.341	223	275	.811	229	629	858	10.5	161	2.0	245	1	58	138	1503	18.3
<b>TOTALS</b>	<b>82</b>	<b>2627</b>	<b>625</b>	<b>1153</b>	<b>.542</b>	<b>30</b>	<b>88</b>	<b>.341</b>	<b>223</b>	<b>275</b>	<b>.811</b>	<b>229</b>	<b>629</b>	<b>858</b>	<b>10.5</b>	<b>161</b>	<b>2.0</b>	<b>245</b>	<b>1</b>	<b>58</b>	<b>138</b>	<b>1503</b>	<b>18.3</b>

# ANDREW WIGGINS

22 | FORWARD

**HEIGHT:** 6-8

**WEIGHT:** 199 lbs

**BIRTHDATE:** February 23, 1995 in Toronto, Ontario

**COLLEGE:** Kansas

**HIGH SCHOOL:** Huntington St. Joseph Prep  
(Huntington, West Virginia)

**EXPERIENCE:** 2 years

**ACQUIRED:** Via trade from Cleveland  
(August 23, 2014)

**DRAFTED:** 2015, 1st round (1st overall)  
by the Cleveland Cavaliers





## 2015-16 SEASON (MINNESOTA)

Finished his second NBA year as Minnesota's leading scorer, ranking 19th in the league at 20.7 ppg to become the seventh player in club history to average 20+ ppg over a full season... Started 81 games; the Nov. 10 DNP vs. Charlotte was the first of his career... Tallied 3.6 rpg and 2.0 apg in 35.1 mpg (19th in the NBA), shooting 45.9% from the field, 30.0% (57-for-190) from three-point range and 76.1% from the line... His 565 FT attempts marked the fourth-highest single-season total in Wolves history and placed him 7th in the NBA this year... Hiked his FG accuracy to 48.9% after Feb. 1, including 40.0% (30-for-75) from long distance... Was Minnesota's top scorer on 33 occasions and reached double figures 77 times, including 48 games with 20+ points... Scored his 3000th career point Apr. 7 at Sacramento... Pumped in 32 points (adding a career-high six steals) in the Apr. 5 win at Golden State, his 10th and final 30+ night of the season (14th career) and, coupled with the 30-point effort Apr. 3 vs. Dallas, marked the third time this year he'd tallied 30+ in consecutive games... Went 17-for-21 from the FT line Mar. 28 vs. Phoenix, his career highs in both categories; he also tied a career best with three blocks in the game... Played in the BBVA Compass Rising Stars Challenge on Feb. 12, part of All-Star Weekend in Toronto; he netted 29 points... Scored a game-high 31 points Feb. 3 at the L.A. Clippers, one night after a 30-point effort at the L.A. Lakers; he also had 30+ back-to-back Nov. 7-9 (at Chicago, at Atlanta)... Erupted for a career-high 35 points Jan. 8 vs. Cleveland... Scored 32 points Dec. 18 vs. Sacramento, adding a career-high 10 rebounds and six assists; he's the 7th player in franchise history to record a 30+ pt/10+ reb/5+ ast game.

## NBA CAREER NOTES

Had his 2016-17 contract option exercised on Oct. 21... Acquired by Minnesota from Cleveland on Aug. 23, 2014 as part of a three-team trade that also included Philadelphia... Signed by Cleveland to a two-year contract on July 24, 2014... Selected by the Cavs in the 1st round (1st overall) of the 2014 NBA Draft... **2014-15 (Minnesota):** Crowned his first season in Minnesota by being named the recipient of the Eddie Gottlieb Trophy as the NBA's Rookie of the Year on Apr. 30... Received 110 of 130 first-place votes to become the first player in franchise history (and the first-ever Canadian-born player) to win the award... Named Western Conference Rookie of the Month four consecutive times to open the season... Started all 82 games – the first Wolves rookie to accomplish that feat – and averaged 16.9 ppg, 4.6 rpg, 2.1 apg and 1.05 spg while ranking 4th in the NBA in minutes (36.2 mpg)... Shot 43.7% from the field, 31.0% from three-point range and 76.0% from the FT line; he finished among the league's top 10 in both FTs made (354) and attempted (466)... Tallied 19.2 ppg (45.5%) and 4.8 rpg in his last 56 outings, boosting that to 23.3 ppg (45.1%), 5.8 rpg and 3.5 apg in the final 13... Reached double figures on 69 occasions, with four 30+ efforts (the most ever by a Wolves rookie) among his 31 games with 20+ points... Handed out a season-high nine assists Apr. 11 at Golden State, and led Minnesota across the board (29 pts/10 reb/6 ast) Apr. 10 at the L.A. Lakers... The latter game marked his second double-double of the season, while the 15-for-16 effort from the line represented team season highs in both categories... Pumped in 31 points on Mar. 27, his second 30+ showing at Houston and one of 26 times he led Minnesota overall... Logged a season-high 48:50 on Mar. 25 vs. the L.A. Lakers; he played 40+ minutes on 24 occasions... Went over the 1000-point mark Mar. 13 at Oklahoma City... Named MVP of the BBVA Rising Stars Challenge on Feb. 13 after garnering 22 points, six rebounds and four assists... Erupted for a season-high 33 points Jan. 31 vs. Cleveland; he also swiped a season-high four steals... Scored a game-high 31 points Jan. 17 at Denver, adding a season-high three blocks... Collected his first career double-double with 23 points and a season-high 10 rebounds Dec. 10 vs. Portland.

## INTERNATIONAL NOTES

Won a bronze medal with Canada at the 2015 FIBA Americas Championship held in Mexico City... Averaged 15.1 points on 49.5% shooting (51.7% from three-point range) and 4.4 rebounds per game in 10 contests... Won a bronze medal with Canada at the 2010 FIBA U17 World Championship, held in Hamburg, Germany... Averaged 8.1 ppg (47.2%) and 3.3 rpg in eight contests (as a 15-year-old), highlighted by a 20-point, five-rebound, two-block effort vs. Team USA in the semifinals... Led Canada to bronze at the 2012 FIBA Americas U18 Championship, held in São Sebastião do Paraíso, Brazil... Contributed a team-high 15.2 ppg (41.3%), 7.6 rpg and 2.0 apg in five outings.

## COLLEGE NOTES

Played one season at Kansas... Completed his freshman season by being named to the John R. Wooden All-America Team and earning Second Team All-America honors from the NABC, USBWA, SI.com and The Sporting News... Led the Jayhawks to a 25-10 record by tallying a team-high 17.1 ppg, setting the school's single-season freshman scoring

record (597 points)... Added 5.9 rpg and 1.5 apg while swiping a team-leading 41 steals and blocking 34 shots; he shot 44.8% from the field, 34.1% (43-for-126) from three-point distance and 77.5% (176-for-227) from the FT line... Poured in a season-high 41 points (adding eight rebounds, a season-high five steals and a season-high four blocks) Mar. 8 at West Virginia, the most ever scored by a Kansas freshman and the most by any Jayhawk player since 1991... Tallied 20+ points on 11 occasions, including a 30-point effort (logging a season-high 45 minutes) on Mar. 13 vs. Oklahoma State in the Big 12 Conference Tournament.

## PERSONAL NOTES

Born on Feb. 23, 1995 in Toronto, Canada... Father, Mitchell, played collegiately at Florida State and for six seasons in the NBA with Chicago, Houston and Philadelphia... Mother, Marita, was a track star at FSU and competed for Canada in the 1984 and 1988 Olympics... Averaged 24.2 points, 8.5 rebounds, 4.1 assists and 2.7 blocked shots for Huntington Prep (in Huntington, W.Va.) in 2011-12... Earned numerous National Player of the Year honors during his high school career... Named Naismith High School Player of the Year and Gatorade Athlete of the Year across all high school sports in 2013... Ranked as the No. 1 recruit in the class of 2013 by every recruiting service... Voted by the USA Today as the 2013 American Family Insurance All-USA Player of the Year... Selected to play in the Jordan Brand Classic game and posted a game-high 19 points in 21 minutes.

## SOCIAL MEDIA

Twitter: 22wiggins  
Instagram: 22wiggins  
Facebook: officialandrewwiggins





### CAREER HIGHS

Minutes	49	03/25/2015	Minnesota vs L.A. Lakers (Twice)
Field Goals	15	11/09/2015	Minnesota at Atlanta
Field Goal Attempts	27	11/07/2015	Minnesota at Chicago
Three-Point Field Goals	4	11/07/2015	Minnesota at Chicago (Twice)
Three-Point Attempts	7	01/08/2016	Minnesota vs Cleveland
Free Throws	17	03/28/2016	Minnesota vs Phoenix
Free Throw Attempts	21	03/28/2016	Minnesota vs Phoenix
Offensive Rebounds	5	01/31/2016	Minnesota at Portland (6 times)
Defensive Rebounds	8	03/08/2016	Minnesota vs San Antonio (Twice)
Rebounds	10	12/18/2015	Minnesota vs Sacramento (3 times)
Assists	9	04/11/2015	Minnesota at Golden State
Steals	6	04/05/2016	Minnesota at Golden State
Turnovers	6	03/30/2016	Minnesota vs L.A. Clippers (5 times)
Blocked Shots	3	03/28/2016	Minnesota vs Phoenix (Twice)
Points	35	01/08/2016	Minnesota vs Cleveland

### NBA REGULAR SEASON STATS

Year/Team	G	MIN	FGM	FGA	PCT	3PM	3PA	PCT	FTM	FTA	PCT	OFF	DEF	TOT	RPG	AST	APG	PF	DQ	STL	BLK	PTS	PPG
14-15/MIN	82	2969	497	1137	.437	39	126	.310	354	466	.760	134	240	374	4.6	170	2.1	190	0	86	50	1387	16.9
15-16/MIN	81	2845	594	1294	.459	57	190	.300	430	565	.761	105	186	291	3.6	164	2.0	165	1	78	46	1675	20.7
<b>TOTALS</b>	<b>163</b>	<b>5813</b>	<b>1091</b>	<b>2431</b>	<b>.449</b>	<b>96</b>	<b>316</b>	<b>.304</b>	<b>784</b>	<b>1031</b>	<b>.760</b>	<b>239</b>	<b>426</b>	<b>665</b>	<b>4.1</b>	<b>334</b>	<b>2.0</b>	<b>355</b>	<b>1</b>	<b>164</b>	<b>96</b>	<b>3062</b>	<b>18.8</b>



## TRAINING CAMP INVITEES



**RASUAL BUTLER**

FORWARD  
HEIGHT: 6-7  
WEIGHT: 215 lbs.  
BIRTHDAY: 05.23.79  
COLLEGE: La Salle

**2015-16 NBA SEASON (SAN ANTONIO):** Averaged 2.7 points and 1.2 rebounds in 9.4 minutes per game with the Spurs... Scored in double-digits twice, including scoring a season-high 12 points (9 in the fourth quarter) at Phoenix on Feb. 21.

**NBA CAREER NOTES:** Selected by the Miami Heat with the 53rd overall pick in the second round of the 2002 NBA Draft... Holds career averages of 7.5 points and 2.4 rebounds in 809 career games over 13 NBA seasons with eight NBA teams... **2014-15 (Washington):** Appeared in 75 games with the Wizards, averaging 7.7 points and 2.6 rebounds per game in 20.0 minutes... **2013-14 (Indiana):** Appeared in 50 games with the Pacers, averaging 2.7 points in 6.6 minutes per game... **2011-12 (Toronto):** Played in 34 games with the Raptors, averaging 3.2 points and 1.9 rebounds in 11.1 minutes... **2010-11 (L.A. Clippers/Chicago):** Played in 41 games with the Clippers, averaging 5.0 points and 1.9 rebounds... Waived by the Clippers and signed by Chicago midseason... Played in six games with Chicago, averaging 2.7 points in 4.3 minutes per game... **2009-10 (L.A. Clippers):** Played in all 82 games (64 starts) in his first season with the Clippers, averaging a career-best 11.9 points per game... Shot 40.9% from the field and a career-high 84.1% from the free throw line (122-145)... Sank a career-high 145 three-pointers and recorded a career-high 68 blocks... Tied a career-high with 33 points vs. Cleveland on Jan. 16, 2010... **2008-09 (New Orleans):** Played in all 82 games (74 starts) with the Hornets, averaging 11.2 points and a career-best 3.3 rebounds per game... **2007-08 (New Orleans):** Made 51 appearances for the Hornets, averaging 4.9 points and 2.0 rebounds per game... **2006-07 (New Orleans/Oklahoma City):** Played in 81 games for the Hornets, averaging 10.1 points and 3.2 rebounds per game... Scored a then-career-best 33 points while connecting on seven three-pointers vs. Chicago on Dec. 1... **2005-06 (New Orleans/Oklahoma City):** Made 79 appearances with the Hornets, averaging 8.7 points and 2.9 rebounds per game... **2004-05 (Miami):** Averaged 6.5 points and 2.3 rebounds in 65 games (15 starts) with the Heat... **2003-04 (Miami):** Played in 45 games off the bench for Miami, averaging 6.8 points in 15.0 minutes per game... **2002-03 (Miami):** As a rookie, appeared in 72 games (28 starts), averaging 7.5 points, 2.6 rebounds and 1.3 assists per game.



**JOHN LUCAS III**

GUARD  
HEIGHT: 5-11  
WEIGHT: 166 lbs.  
BIRTHDAY: 11.21.82  
COLLEGE: Oklahoma State

**2015-16 NBA D-LEAGUE SEASON (FORT WAYNE MAD ANTS):** Appeared in 18 games with the Fort Wayne Mad Ants in the NBA D-League, averaging 17.7 points on 46.4% shooting in 35.0 minutes per game... Scored 20+ points 10 times, including scoring a season-high 26 points twice... Shot 35.7% from three-point range.

**NBA CAREER NOTES:** Was not selected in the 2005 NBA Draft... Holds career averages of 4.8 points and 1.5 assists in 237 career games over seven NBA seasons with five NBA teams... **2014-15 (Detroit):** Appeared in 21 games with Detroit after signing midseason... Averaged 4.7 points and 2.9 assists in 13.0 minutes per game... Shot 40.4% from the floor and 31.0% from three-point range... **2013-14 (Utah):** Appeared in 42 games (6 starts) with the Jazz, averaging 3.8 points in 14.1 minutes per game... **2012-13 (Toronto):** Played in NBA career-high 63 games with the Toronto Raptors... Averaged 5.3 points and 1.7 assists in 13.1 minutes... Scored a season-best 19 points in 19 minutes of action while shooting 7-of-11 from the field and a perfect 5-of-5 from distance vs. New Orleans on Feb. 10... Tied a season-high with 19 points at Atlanta on Jan. 30... Drained a game-tying three-pointer in closing seconds of double-overtime to force triple OT vs. Utah on Nov. 12... **2011-12 (Chicago):** Played in 49 games (two starts) and averaged career highs of 7.5 points, 2.2 assists, 1.6 rebounds and 14.8 minutes... Shot .393 from behind the arc (27th in the NBA) and .875 from the line... Led the team in scoring six times and in assists on five occasions... Scored 10-plus points in 15 times, including four games with 20-plus points... Tied his career high with 25 points (10-16 FG) vs. CLE in the regular-season finale on Apr. 26... **2010-11 (Chicago):** Appeared in two games with Chicago, and totaled two points and one assist in 10 minutes of action... Spent 30 games on Chicago's inactive list and posted one DNP-CD... **2006-07 (Houston):** Saw action in 47 games with Houston, averaging 3.3 points and 8.1 minutes... **2005-06 (Houston):** Averaged 2.3 points in 13 games as a rookie with Houston... Recorded a season-high nine points vs. DAL on Jan. 18.



**TOURE' MURRY**

GUARD  
HEIGHT: 6-4  
WEIGHT: 198 lbs.  
BIRTHDAY: 11.08.89  
COLLEGE: Wichita State

**2015-16 NBA D-LEAGUE SEASON (TEXAS LEGENDS, SIOUX FALLS SKYFORCE):** Appeared in 45 combined games between the Texas Legends and Sioux Falls Skyforce in the NBA D-League... Played in 36 games (35 starts) with Texas before being traded to Sioux Falls late in the season... Averaged 12.1 points in 33.6 minutes per game with Texas... Appeared in nine games with Sioux Falls, averaging 9.1 points in 22.3 minutes per game.

**NBA CAREER NOTES:** Was not selected in the 2012 NBA Draft... Holds career averages of 2.6 points and 0.9 assists in 56 career games over two NBA seasons... **2014-15 (Utah/Washington):** Played in five games between Utah and Washington... Played one game with the Jazz, playing 1 minute... Played four games with Washington, totaling 17 minutes and tallying six points... **2013-14 (New York):** Appeared in 51 games as a rookie with the New York Knicks... Averaged 2.7 points on 43.4 percent shooting and 1.0 assists in 7.3 minutes... Had 28 DNP-CD... Logged 20+ minutes in four contests... Made NBA debut at Charlotte on Nov. 8... Scored a career-high 15 points on 6-12 shooting, adding two assists and two rebounds vs. Toronto on Apr. 16.



## FOREIGN ASSETS



**BOJAN DUBLJEVIC**

FORWARD  
HEIGHT: 6-10  
WEIGHT: 242 lbs.  
BIRTHDAY: 10.24.91  
HOMETOWN: Niksic, Montenegro

### NBA CAREER NOTES

Selected by the Timberwolves with the 59th overall pick in the 2013 NBA Draft.

### PROFESSIONAL NOTES

**2015-16 (Valencia BC):** Played with Valencia BC in the Spanish basketball league Liga ACB... Averaged 12.8 points on 50.5% shooting (35.3% 3P%) in 18.8 minutes per game over 33 games during the ACB season... Averaged 13.1 points on 48.5% shooting (43.8% 3P%) in 18.5 minutes per game during the EuroCup.



**LIOR ELIYAHU**

FORWARD  
HEIGHT: 6-9  
WEIGHT: 210 lbs.  
BIRTHDAY: 09.09.85  
HOMETOWN: Ramat Gan, Israel

### NBA CAREER NOTES

Acquired by the Timberwolves along with Chase Budinger in exchange for the 18th overall pick in the 2012 NBA Draft... Acquired by Houston in exchange for cash considerations in a draft-day trade with Orlando during the 2006 NBA Draft... Selected by the Magic with the 44th overall pick in the 2006 NBA Draft.

### PROFESSIONAL NOTES

**2015-16 (Hapoel Jerusalem):** Played with Hapoel Jerusalem in the Israel Super League... Averaged 11.6 points on 51.2% shooting and 6.4 rebounds per game during 36 league games with Hapoel... Played in 13 EuroCup games, averaging 10.5 points on 47.7% shooting and 4.9 rebounds.



**PAULAO PRESTES**

CENTER  
HEIGHT: 6-10  
WEIGHT: 265 lbs.  
BIRTHDAY: 02.15.88  
HOMETOWN: Monte Aprazivel, Brazil

### NBA CAREER NOTES

Selected by the Timberwolves with the 45th overall pick in the 2010 NBA Draft.

### PROFESSIONAL NOTES

**2015-16 (Mogi das Cruzes):** Played with Mogi das Cruzes in the Brazilian NBB, South American Basketball League and Liga Americas... Averaged 6.8 points on 57.6% shooting, 4.2 rebounds in 13.9 minutes per game in 44 games (8 starts) across all three leagues.



**HENK NOREL**

FORWARD  
HEIGHT: 6-11  
WEIGHT: 212 lbs.  
BIRTHDAY: 09.17.87  
HOMETOWN: Gorinchem, Netherlands

### NBA CAREER NOTES

Selected by the Timberwolves with the 47th overall pick in the 2009 NBA Draft.

### PROFESSIONAL NOTES

**2015-16 (CAI Zaragoza):** Played with CAI Zaragoza in the Spanish basketball league Liga ACB... Averaged 9.0 points on 59.2% shooting and 4.8 rebounds in 19.2 minutes per game over 33 league games... Played in 18 EuroCup games with Zaragoza, averaging 10.3 points on 63.2% shooting in 18.3 minutes per game.



# ***FRONT OFFICE***

MINNESOTA TIMBERWOLVES

**POWER  
OF  
THE PACK**





Owner .....	Glen Taylor
Chief Executive Officer .....	Ethan Casson
President .....	Chris Wright

## BASKETBALL OPERATIONS

President of Basketball Operations/Head Coach .....	Tom Thibodeau
General Manager .....	Scott Layden
Assistant General Manager .....	Noah Croom
Assistant Coaches .....	Rick Brunson, Andy Greer, Ed Pinckney, Ryan Saunders
Player Development Coach .....	Vince Legarza
Shooting Coach .....	Peter Patton
Special Assistant to the President of Basketball Operations .....	Daisuke Yoshimoto
Advance Scout .....	Derek Pierce
Head Video Coordinator .....	Sam Newman-Beck
Assistant Video Coordinator .....	Wes Bohn
Video Associate .....	Austin Pinckney
Director of Player Personnel .....	Brian Pauga
Director of Pro Personnel .....	Calvin Booth
Director of International Scouting .....	Zarko Durisic
Pro Personnel Scout .....	Matt Bollero
Scouts .....	John Carideo, Jim Eyen, Drew Nicholas, Scott Roth, Jim Todd
Director of Player Programs .....	Kaayla Chones
Director of Basketball Administration .....	Emmanuel Rohan
Manager of Basketball Operations .....	Todd Checovich
Manager of Team Services .....	Rachel Saunders
Basketball Operations Associates .....	Samer Jassar, Sean Dwyer
Director of Medical Operations/Head Athletic Trainer .....	Gregg Farnam
Director of Athletic Therapy .....	Matthew Duhamel
Head Strength and Conditioning Coach/Assistant Athletic Trainer .....	Dave Crewe
Assistant Athletic Trainer .....	Pierre Nesbit
Assistant Strength and Conditioning Coach .....	Troy Sutton
Director of Security .....	Bob Goedderz
Equipment Manager .....	Clayton Wilson
Assistant Equipment Manager .....	Cory Johnson
Custodian .....	Rob Burnett
Vice President of Team Medical Services .....	Dr. Sheldon Burns, M.D.
Orthopaedic Surgeon .....	Dr. Diane Dahm, M.D.

## ACCOUNTING/FINANCE

Vice President of Finance .....	Pete Stene
Manager of Financial Reporting .....	Ben Jahnke
Accounting Manager .....	Marci Schwen
Payroll Manager and Senior Accountant .....	J.T. Hoffman
Senior Payroll and Accounting Specialist .....	Erich Heber
Accounts Payable Specialist .....	Robert Hudalla

## ADMINISTRATION

Chief Financial Officer .....	Roger Griffith
Chief Revenue Officer .....	Ryan Tanke
Chief Strategy Officer .....	Ted Johnson
General Counsel .....	Suzanne Spellacy
Executive Assistant/Office Manager .....	Susan Eitel
Executive Assistant/Marketing Coordinator .....	Mary Bohmbach
Executive Assistant to CFO .....	Sasha Roedel

## BASKETBALL ACADEMY

Vice President of Fan Experience and Basketball Academy .....	Jeff Munneke
Manager of Basketball Academy .....	Steve Brown
Basketball Academy Sales Manager .....	Matt Bare
Basketball Academy Supervisor .....	Pat Freeman
Basketball Academy Account Executive .....	Troy Pearson

## BOX OFFICE

Director of Ticketing .....	Eric Caulfield
Assistant Box Office Manager .....	Tony Nguyen
Senior Ticketing Specialist .....	Tyler Swanson
Ticketing Specialist .....	Katie Warden

## BROADCAST

Director of Broadcast .....	Erik Nelson
Radio Play-By-Play Announcer .....	Alan Horton
Executive Producer/Studio Host .....	John Focke
Production and Traffic Coordinator .....	Cal Soderquist
Senior Video Editor .....	Joe Kronenberg
Videographers/Editors .....	Noah Ferche, Carlos Jimenez
Broadcast Engineer .....	Amanda Stromquist

## BUSINESS INTELLIGENCE

Director of Revenue Strategy and Operations .....	Laura Meyer
Analytics and Revenue Strategy Supervisor .....	Elizabeth Boser
Analytics and Revenue Strategy Specialist .....	Andrew Maher
Sales Strategy and Operations Specialist .....	Sam Hubble
Research Analyst .....	Jacob Damiani

## COMMUNITY RELATIONS

Manager of Community Relations .....	Matt Makovec
Senior Community Relations Coordinator .....	Kristin Edmundson
Community Relations Coordinator .....	Amanda Gruhlke

## CORPORATE PARTNERSHIPS

Vice President of Corporate Partnerships .....	Mike Welch
Director of Partnership Activation .....	Michael Resnick
Senior Manager of Partnership Activation .....	Greg Vandervilt
Partnership Activation Managers .....	Jill Heuer, Joanna Opitz
Partnership Activation Executives .....	Jennifer Colich, Shivani Desai, David Manley
Partnership Sales Managers .....	Jim Buffo, Max Culleen, Lainie Gentile, David King

## CREATIVE SERVICES

Senior Manager of Creative Services .....	Henry Moore
Creative Services Production Manager .....	John Schissel
Email Marketing Specialist .....	Jena Magee
Graphic Designers .....	Lauren Kuznia, Max Morlock
Top Regional Photographer .....	David Sherman

## DIGITAL MEDIA

Senior Director of Digital Media .....	Bob Stanke
Senior Web Developer .....	Sam Flood
Web Developer .....	Kelly Pedersen
Web Editor/Team Reporter .....	Kyle Ratke
Social Media Coordinator .....	Bridget Anderson



## FACILITIES DEVELOPMENT

Facilities Project Manager .....	Brian Kimmes
Facilities Coordinator .....	Warren Williams
Senior Development Coordinator .....	Carolyn Wardell
Head Cook .....	Robert Rogers

## GROUP EVENTS

Manager of Group Events .....	Kate Johnson
Group Events Program Supervisor .....	Jared Hensch
Senior Account Executives .....	Peter Flowers, Alex Gustafson, Emma Hassen
Account Executives .....	Jennica Astleford, Hayley Di Naso, Wil Walters

## HUMAN RESOURCES

Director of Human Resources .....	Sianneh Mulbah
Human Resources Manager .....	Kirsten Santelices
Human Resources Assistant/Receptionist .....	Alyssa Riles
Administrative Assistant .....	Vicky Reynolds

## INSIDE SALES

Manager of Inside Sales .....	Scott Hebert
-------------------------------	--------------

## INFORMATION TECHNOLOGY

Senior Director of Technology .....	Justin Butler
Network Engineer .....	Dan LaCoursiere
Information Technology Specialist .....	Austin McDowell
Help Desk Support Specialist .....	Derek Scherer

## LIVE PROGRAMMING AND ENTERTAINMENT

Executive Producer .....	Chadwick Folkestad
Game Presentation and Production Manager .....	Chris Vanderbeek
Production Coordinator .....	Sheridan West
Mascot Supervisor .....	Dave Warner
Lynx Mascot .....	Jack Billion
Animation and Video Feature Producers .....	Josh Harms, Doug Price

## MARKETING

Vice President of Marketing .....	Lindsay Milne
Marketing Manager .....	Tori Stein
Creative Projects Manager .....	Addie Windfaldet
Event Marketing Coordinator .....	Bjorn Westlund

## MEMBERSHIP SALES

Vice President Ticket Sales and Service .....	Jake Vernon
Director of Membership Sales .....	Charlie Romans
Sales and Service Events Manager .....	Laura Janquart
Sales and Service Coordinator .....	Chelsea Jannett
Senior Account Executive .....	Andrew McFerrin
Account Executives .....	Casey Johnson, Brie Lynch, Chris Mitko, Ellie Revenaugh, Matt Schafer, Jory Shragg, Tom Winter

## MEMBERSHIP SERVICES

Director of Membership Services .....	Ashley Heinlein
Membership Services Manager .....	Annie Eversman, Chris Palaia
Senior Account Executives .....	Jim Heinmiller, Tige Hutcheson
Account Executives .....	Grace Burmeister, Dan Chapman, Nicole Parrot-Wilson Marin Powell

## PREMIUM

Director of Premium .....	Steve Beno
Premium Sales Manager .....	Mike Fuhman, Stanley Jackson, Conor Noonan, Adam Skibek
Premium Activation Executive .....	Rachel Frank, Kara Kawakami

## PUBLIC RELATIONS

Vice President of Communications .....	Brad Ruitter
Senior Public Relations Manager .....	Aaron Seehusen
Communications Manager .....	Dan Bell
Public Relations Coordinator .....	Alex King
Senior Corporate Communications Manager .....	Kirsten Wenker
Lynx Public Relations Manager .....	Ashley Carlson
Statistician .....	Paul Swanson

## LYNX BASKETBALL OPERATIONS

Lynx Head Coach .....	Cheryl Reeve
Lynx Associate Head Coach .....	Jim Petersen
Lynx Assistant Coach .....	Shelley Patterson
Lynx Basketball Operations Manager .....	Clare Duwelius

## LYNX SALES AND SERVICE

Director Lynx Business Operations .....	Carley Knox
Manager of Lynx Sales and Service .....	Erin Henning
Senior Account Executives .....	Kyle Burns, Matt Corners, Emma Sandstrom
Account Executives .....	Micaela Erickson, Whitney Fisher, Tige Hutcheson, Jacob Koch
Lynx Member Programming Specialist .....	Emily Pelant





**GLEN TAYLOR**  
OWNER

On March 23, 1995, Glen Taylor closed the deal that made him majority owner of the Minnesota Timberwolves. He added the title of NBA owner to a list that already included international businessman, state senator, entrepreneur, philanthropist and executive of the year.

Glen Taylor is chairman of Mankato, Minn. based Taylor Corporation, a multinational conglomerate of marketing, communications and interactive solutions companies. He earned a Bachelor of Science degree from Minnesota State University, Mankato. During this period, he worked part time at Carlson Wedding Service, a print shop specializing in formal invitations. After graduation he continued to work at the company, developing strategies to cut delivery time, improve service and expand offerings. Since purchasing the company in 1975, Mr. Taylor has grown the organization into one of the largest privately held companies in the United States, with more than 75 subsidiaries and over 10,000 employees. Under his vision and leadership, Taylor Corp. has emerged as one of the top 10 graphics communications companies in North America, providing services to more than half of the FORTUNE 500 companies and millions of small businesses and consumers around the world. In 2000, Mr. Taylor invested in leading agribusiness and food company, Rembrandt Enterprises, now one of the largest egg producers in the U.S. In 2004, Mr. Taylor became an investor in full service broker dealer Northland Capital Holdings, Inc., and is also an investor in Envoy Medical, an implantable hearing therapy company. In July of 2014 Mr. Taylor finalized his purchase of the Star Tribune newspaper, Minnesota's largest news organization so that once again they would be owned outright by a Minnesotan. He also has ownership in Minnesota's new Major League Soccer team, Minnesota United.

Mr. Taylor attended Harvard Graduate School of Business and earned his B.S. at Minnesota State University, Mankato. He is one of only three people to receive a Minnesota State University honorary doctorate degree.

Taylor's business savvy has been recognized by Corporate Report magazine, which honored him as its Executive of the Year (1987), and the Sales and Marketing Executives of Minneapolis/St. Paul, who awarded him with their Sales Executive of the Year Award (1999). He was also inducted into the Minnesota Hall of Fame (2002) by Twin Cities Monthly Magazine.

Taylor was elected to the Minnesota Senate in 1980, where he served until 1990. He became assistant Senate minority leader in 1982. From 1984 to 1986, he served as Senate minority leader. While in the Senate, Taylor was instrumental in providing leadership in the areas of higher education, child care and economic development policies.

In October of 2008, Taylor was named Chairman of the NBA's Board of Governors, a position he still holds.

Taylor and his family have provided financial assistance and participated in missions to Africa, Turkey, Egypt, China and Central America to support children.

Taylor and his wife, Becky, live in Mankato. Their children and grandchildren enjoy attending many of the Timberwolves games.

#### LIMITED PARTNERS

**WILLIAM F. BIEBER** - Chairman of ATEK Companies, Eden Prairie, Minnesota. Bieber resides in Deephaven, Minnesota.

**JOHN BOLLERO** - A retired commodity trader. A native of Decatur, Illinois, now resides in Palm Beach, Florida and Lake Geneva, Wisconsin.

**RALPH W. BURNET** - Chairman of Coldwell Banker Burnet, Edina, Minnesota, and Owner and Chairman of RWB Hospitality LLC. Burnet resides in his hometown of Wayzata, Minnesota.

**R. WYNN KEARNEY, JR.** - Kearney is a retired orthopedic surgeon who resides in Mankato, Minnesota, his hometown.

**JOHN JIANG** - Founder and chairman of Shanghai Double-Edged Sports Company in China.

**MEYER ORBACH** - Chairman and Owner of The Orbach Group and Orbach Affordable Housing Solutions, real estate companies in New York City.

**TERI E. POPP** - President of Minnesota Military Family Tribute and retired attorney residing in Orono, Minnesota.

**WILLIAM J. (BILL) POPP** - Owner/President of POPP Communications, Golden Valley, Minnesota. A native of Minneapolis, Popp resides in Orono, Minnesota.

#### PHIL "FLIP" SAUNDERS FAMILY

**JOYCE SEXTON** - President of Sexton Family Foundation. Sexton resides in Las Vegas, Nevada.

**WILLIAM SEXTON** - Retired President/Owner of Old Northwest Company. Sexton resides in Las Vegas, Nevada.



**ETHAN CASSON**  
CHIEF EXECUTIVE OFFER


Ethan Casson is entering his first season as Chief Executive Officer for the Minnesota Timberwolves and Lynx. He most recently served as Chief Operating Officer for the San Francisco 49ers of the National Football League.

As the CEO, Casson oversees the business operations for the Timberwolves and Lynx, working closely with his executive team on setting the organization's strategy and vision. His initial focus will be on the development of personnel, strengthening the fan base, driving key revenue opportunities and expanding the organization's involvement in the community.

Prior to his current role, Casson spent six seasons with the 49ers, initially in 2010 as the team's Vice President of Corporate Sales. He was promoted to Chief Revenue Officer in 2014 and Chief Operating Officer in 2016. Casson led a team focused on generating corporate revenue associated with the 49ers' new stadium project. He spearheaded the organization's effort in securing a 20-year, \$220 million naming rights partnership with Levi Strauss & Co., one of the largest naming rights deals in NFL history. Under Casson's direction, the first two seasons at Levi's Stadium saw record-breaking revenue growth in several areas of the 49ers business, inclusive of ticket and premium sales and corporate partnerships. In addition, Casson helped procure some of the most prominent events in sports and entertainment, including Super Bowl 50, WrestleMania 31, the NHL Outdoor Stadium Series, Pac-12 Championship Football and various music headliners. His impact on the 49ers business and success of the Levi's Stadium project led to Casson being recognized as a member of the Sports Business Journal's "Forty Under 40" class of 2014.

Prior to the 49ers, Casson worked for 11 years with the Timberwolves and Lynx. As Senior Vice President of Corporate Partnerships and Game Presentation, Casson established many long-term partnerships with key Twin Cities brands while working to enhance the overall in-arena fan experience. Before his tenure with the organization, Casson served in sponsorship development at ESPN.

Casson earned a Bachelor of Science in sports management from Colby-Sawyer College in New London, New Hampshire. A standout college basketball player, he was inducted into the New England Basketball Hall of Fame in July 2013 and the Colby-Sawyer College Athletic Hall of Fame in October 2015. Casson served on the board of directors for the Make-A-Wish Foundation Greater Bay Area and was previously a board member for the Make-A-Wish Foundation Minnesota during his first stint with the franchise. Casson and his wife, Lisa, reside in Minneapolis.



**CHRIS WRIGHT**  
PRESIDENT

Chris Wright is entering his 13th season as President for the Minnesota Timberwolves and Lynx and his 26th season with the organization. He previously served as Vice President of Sales and Marketing.

In his current role, Wright is responsible for supporting the business operations of both teams. A constant fixture in the Twin Cities' corporate community, Wright manages several of the organizations' most integrated partnerships including Target (arena naming rights partner) and Mayo Clinic (practice facility naming rights partner). Additionally, he is heavily involved in the arena renovation, a \$130 million project that began in the spring of 2016. In 2014, Wright led the sales efforts and development of Mayo Clinic Square, a state-of-the-art practice and performance facility. He is also assisting the ownership group of the Minnesota United as it prepares to enter into the MLS family. A true believer that a healthy culture is a winning culture, Wright helped author the organization's vision statement: Believe, Inspire, Unite.

Prior to joining the Timberwolves, Wright spent three years working for the state of Minnesota, initially as a consultant working on bids for major national and international events, including the programming of the \$17.4 million National Sports Center in Blaine, Minnesota. Wright also served as general manager for two Major Indoor Soccer League Teams, the Pittsburgh Spirit (1981-86) and the Minnesota Strikers (1986-87).

Wright graduated from Carnegie College of Physical Education in Headingly, Leeds, Yorkshire, England. He is very involved in and consults with many local charities and youth sports programs. He was elected to and serves on the advisory board of the Minnesota State University Sports Management Program. A native of England, Wright currently resides in Eden Prairie, MN, with his wife Walla. Wright also has a daughter Christy, two sons Jeff and Ned, daughters-in-law Amy and Laura and grandson Brennan.



**TOM THIBODEAU**  
PRESIDENT OF BASKETBALL OPERATIONS AND HEAD COACH

Tom Thibodeau (pronounced Thib-uh-DOE) was named the President of Basketball Operations and Head Coach of the Timberwolves on April 20, 2016, becoming the 12th head coach in franchise history. Thibodeau, returns to the franchise 25 years after he began his career in the NBA as an assistant for the expansion Timberwolves in 1989.

A veteran of 25 seasons along the NBA sidelines, Thibodeau's teams have advanced to the postseason in 18 seasons, including three trips to the NBA Finals (1999, 2008, 2010) and winning an NBA Championship in 2008. Before returning to Minnesota, Thibodeau served as the head coach of the Chicago Bulls from 2010-15. In five seasons with the Bulls, his teams compiled 255-139 win-loss record during the regular season, won two Central Division titles, and participated in five consecutive NBA Playoffs. Known as an elite defensive mind, Thibodeau's teams have ranked in the top two in the league in defensive field goal percentage in nine of his last 12 seasons. He is one of two coaches in NBA history (Steve Kerr) to win the most games in the league each of his first two seasons. His .647 career regular season winning percentage ranks seventh in NBA history (minimum 200 games).

In 2010-11, his first season as head coach, Thibodeau guided the Bulls to the Eastern Conference Finals, the team's first appearance in the Conference Finals since the 1997-98 season. The Bulls also won the Central Division title, en route to the franchise's sixth 60-win season in team history with a league-best record of 62-20 (.756). The 62 wins in 2010-11 broke Phil Jackson's franchise mark (55 in 1989-90) for most wins by a first-year Bulls head coach, he became just the third coach (along with Paul Westphal and Bill Russell) in NBA history to win 60 or more games in his first year as a head coach, and his 62 victories tied Westphal for most wins by a first-year head coach in league history. Additionally, he was named the 2010-11 NBA Coach of the Year.

In year two with the Bulls, Chicago posted a league-best record of 50-16 (.758), including a league-best road record of 24-9 (.727), en route to a second consecutive Central Division crown and the NBA Playoffs. Thibodeau broke the NBA record for reaching the 100-win plateau the fastest by winning his 100th game in his 130th contest as a head coach (03/19/12). Under Thibodeau's leadership during the 2011-12 season, the Bulls set franchise records for Fewest PPG (88.2), Opp FG% (.421) and Rebound Margin (+6.7). He directed the Eastern Conference All-Stars at the 2012 All-Star Game in Orlando, Fla., and finished as runner-up for the 2011-12 NBA Coach of the Year.

During Thibodeau's five-year tenure in Chicago, the Bulls finished with five consecutive winning seasons on the road (a franchise record). Additionally, the Chicago Bulls had an 86 consecutive game streak without losing two games in a row (the second longest streak of its kind in NBA History). In his five seasons with Chicago, the Bulls' defense ranked in the top three in both points allowed and defensive field goal percentage four times, including allowing a franchise-low 88.2 points per game in 2011-12 (the fewest points allowed in the NBA since 2004).

In the summer of 2013, he was named to Mike Krzyzewski's staff as an assistant coach for the USA Basketball Men's National Team. As a member of the 2014-16 USA Basketball Men's National Team coach staff, Thibodeau assisted the USA to a 9-0 record and a gold medal finish at the 2014 FIBA World Cup in Spain. Prior to winning the World title, he helped the 2014 USA National Team compile a 4-0 record during its exhibition tour. In 2016, Team USA stayed undefeated with a 5-0 exhibition record and 8-0 Olympic record on their way to a third consecutive gold medal in Rio de Janeiro.

Before joining the Bulls, Thibodeau served as associate head coach of the Boston Celtics from 2007-10, a stretch that saw the Celtics reach the NBA Finals twice and win the 2008 NBA Championship. In 2007-08, his first year with the Celtics, Boston held its opponents to 90.3 PPG (a then franchise record), an improvement of 8.9 PPG from the previous season, and limited its foes to an NBA-low .419 field goal percentage (a franchise record), down from .468 the year before. During Boston's 2008 playoff run that culminated in the franchise's NBA-record 17th world championship, the Celtics held the Los Angeles Lakers to 93.8 PPG and .441 field-goal percentage in the NBA Finals (L.A. averaged 102.4 PPG and shot .468 from the field in the 2008 Playoffs).

Thibodeau began his NBA career as an assistant coach under Bill Musselman with the Timberwolves from 1989-91, while also serving as an assistant coach with the San Antonio Spurs (1992-94), Philadelphia 76ers (1994-96), New York Knicks (1996-2003) and Houston Rockets (2003-07). He also spent the 1991-92 season as an advance scout for the Seattle SuperSonics. Before joining the NBA's coaching ranks, Thibodeau coached at Salem State University (1981-85) and Harvard University (1985-89).

Thibodeau, 58, was born in New Britain, Conn., on Jan. 17, 1958. He holds bachelor's and master's degrees in Counseling from Salem State University (Salem, Mass.), where he was a four-year letter winner in basketball. Thibodeau was team captain his senior season, and a member of back-to-back MASCAC Conference Champion squads in 1980 and 1981 (the first two basketball teams in school history to qualify for the Division III NCAA Tournament). He was inducted into the New Britain Sports Hall of Fame in 1998.






## THIBODEAU'S NBA HEAD COACHING RECORD

Season	Team	W	L	Pct.	W	L	Pct.	Playoff Result
2010-11*	Chicago	62	20	.756	9	7	.563	Reached Eastern Conference Finals
2011-12	Chicago	50	16	.758	2	4	.333	Reached Eastern Conference First Round
2012-13	Chicago	45	37	.549	5	7	.417	Reached Eastern Conference Semifinals
2013-14	Chicago	48	34	.585	1	4	.200	Reached Eastern Conference First Round
2014-15	Chicago	50	32	.610	6	6	.500	Reached Eastern Conference Semifinals
<b>Totals</b>	<b>5 Seasons</b>	<b>255</b>	<b>139</b>	<b>.647</b>	<b>23</b>	<b>28</b>	<b>.451</b>	

\* Named 2010-11 NBA Coach of the Year





**SCOTT LAYDEN**  
**GENERAL MANAGER**

Scott Layden is entering his first season with the Timberwolves as General Manager, joining alongside President of Basketball Operations and Head Coach Tom Thibodeau on April 26, 2016. In his role, Layden will assist Thibodeau in the evaluation and acquisition of players and in the overall management of all basketball operations for the Wolves.

Layden has more than 30 years of experience in the NBA, including spending four seasons prior to joining Minnesota as assistant general manager of the San Antonio Spurs under R.C. Buford and Gregg Popovich. During Layden's time in San Antonio, the Spurs reached two NBA Finals, including winning the 2014 NBA Championship. Before joining the Spurs, Layden spent seven seasons with the Utah Jazz as an assistant coach, his second stint with the Jazz.

He began his professional career in 1980, serving as an assistant coach under Jerry Sloan at Fairleigh Dickinson University before making the move to the NBA as an administrative assistant and scout with the Jazz in 1981. In 1982 he was elevated to assistant coach under his father, Frank Layden, a position he held until being named director of player personnel in 1989. He was promoted to director of basketball operations in 1992 and vice president in 1996.

From 1992-99, Layden was primarily responsible for all player personnel, draft and trade decisions. The Jazz recorded five straight 50+ win seasons (including three 60+ win campaigns), two Midwest Division titles (1996-97 and 1997-98) and back-to-back Western Conference Championships in 1997 and 1998. He finished as runner up (to the Lakers' Jerry West) for The Sporting News NBA Executive of the Year award in 1994-95, a season in which the Jazz went 60-22.

In the summer of 1999, Layden was named general manager of the New York Knicks before being promoted to team president a year-and-a-half later. In his four-plus seasons in New York, the Knicks made the playoffs twice, advancing to the Eastern Conference Finals in 2000.

Before re-joining the Jazz in 2005, he worked with NBA TV for part of the 2003-04 and entirety of 2004-05 NBA seasons.

An upstate New York prep standout, Layden went on to play collegiately for St. Francis University, where he was a four-year letterman and captained the team in his senior year of 1979-80. He graduated with a degree in business management.

Layden has led camps in Israel in conjunction with PeacePlayers International, a program that uses basketball to teach children proven tactics for improving their communities. He has also worked basketball camps for both the NBA and Adidas in China, Brazil and Europe.

Layden and his wife, Marsha, have four daughters: Sarah, Hannah, Mary Frances and Emma Grace.



**RICK BRUNSON**  
ASSISTANT COACH

Rick Brunson is entering his first season on the Timberwolves' bench as an assistant coach and his third season coaching under Coach Thibodeau. Brunson got his start in the NBA coaching ranks as an assistant with the Denver Nuggets in 2007 before making stops in Chicago (2010-12) and Charlotte (2012-13).

A nine-year NBA veteran, Brunson played with seven different teams from 1997-2006, including playing under Thibodeau, who was an assistant coach in both New York (1998-2001) and Houston (2005-06). Brunson was a member of the 1999 Eastern Conference Champion New York Knicks, who eventually lost to the San Antonio Spurs in the NBA Finals. In his career, Brunson made the playoffs in five of his nine seasons.

Before joining the NBA coaching ranks, Brunson was an assistant coach at the University of Hartford in 2009-10 and spent two seasons as Director of Basketball Operations at the University of Virginia (2007-09).

Brunson, a native of Syracuse, New York, played collegiately at Temple University under Hall of Fame head coach John Chaney. In his four years at Temple (1991-95), Brunson led the Owls to four NCAA tournaments, highlighted by an Elite Eight appearance in 1993. In 2011 he was inducted into both the Temple University Athletic Hall of Fame as well as the Philadelphia Big 5 Hall of Fame.

Brunson and his wife, Sandra, have two kids: Erica, 15, and Jalen, 20, who recently won the 2016 NCAA Championship with the Villanova Wildcats.



**ED PINCKNEY**  
ASSISTANT COACH

Ed Pinckney begins his first season as an assistant coach with the Timberwolves, his second stint in Minnesota after serving as an assistant coach from 2007-09. Pinckney coached for five seasons with the Chicago Bulls as an assistant coach on Tom Thibodeau's staff from 2010-15.

Pinckney also served as Head Coach of the Egyptian National Team and Assistant Coach for the Ukrainian National Team under Mike Fratello in 2011. Prior to joining Chicago's staff, he was a television analyst for the Philadelphia 76ers during the 2009-10 season. He also spent four seasons as an assistant coach at his alma mater, Villanova University, from 2003-07.

Before joining the NBA coaching ranks, he served as a member of the Miami Heat broadcasting team, where he provided color commentary for TV and radio after his retirement from basketball in 1997.

Pinckney was selected with the 10th overall pick in the 1985 NBA Draft by the Phoenix Suns. He spent 12 seasons in the NBA, playing for Phoenix, Sacramento, Boston, Milwaukee, Toronto, Philadelphia and Miami. He is one of the greatest players in Villanova history, as he helped lead the Wildcats to the 1985 NCAA National Championship in an epic thriller over Georgetown. He was named the Most Outstanding Player of the Final Four for his efforts in the 1985 NCAA Tournament.

Ed and his wife Rose, have three sons, Shae, Spencer, and Austin and a daughter, Andrea.



**ANDY GREER**  
ASSISTANT COACH

Andy Greer is in his first season on the Timberwolves' bench as an assistant coach. He spent last season as an assistant with the Toronto Raptors after spending five seasons as an assistant with the Chicago Bulls on Tom Thibodeau's staff. During his time in Chicago, the club posted a .647 (255-139) regular-season winning percentage and ranked in the top 10 each season for opponent scoring average and opponent field goal percentage.

Greer's NBA coaching resume also includes assistant positions with the Memphis Grizzlies (2007-09), Houston Rockets (2003-07) and New York Knicks (2001-03).

Before joining the NBA coaching fraternity, Greer coached at the collegiate level for nearly two decades. He spent four years at Northern Illinois University, where he logged three-and-a-half seasons as an assistant coach and a half-season as the team's interim head coach, and four years as the head coach at the United States Merchant Marine Academy. Greer also coached collegiately at Mansfield University, Brandeis University, Boston University and the University of Southern California. He received his first coaching job as an assistant coach at Genesee Community College in 1983.

Greer holds a bachelor's degree in physical education from SUNY Brockport and a master's degree in education from Mansfield University.



**RYAN SAUNDERS**  
ASSISTANT COACH

Ryan Saunders is entering his third season as an assistant coach with the Timberwolves. Saunders brings a strong reputation for player development to this role, including having worked with two-time All-Star John Wall in Washington.

A University of Minnesota graduate, Saunders spent five seasons as an assistant with the Washington Wizards before joining the Timberwolves. In Washington, he was instrumental in assisting with the preparation for upcoming opponents with extensive scouting reports and statistical analysis. Prior to his time with the Wizards, Saunders was as an assistant for a season on Tubby Smith's staff at the University of Minnesota, where he helped lead the Golden Gophers to an NCAA tournament appearance. In addition

to his on-court work, Saunders helped players with their academic and social development off the court.

Before moving to the sidelines, Saunders played four seasons at Minnesota, where he was a two-time team captain, four-time scholar athlete award winner and 2006 Big Ten All-Academic selection. He earned his bachelor's degree in sport management and is currently pursuing his master's degree in applied kinesiology.

As well as his coaching experience, Saunders brings an analytical background to the Wolves coaching staff. He is the co-founder of an in-game analytical program, Gametime Concepts, which focuses on in-game analysis and statistical probabilities. Gametime Concepts is used by a number of NBA and NCAA teams.





**VINCE LEGARZA**  
**PLAYER DEVELOPMENT COACH**

Vince Legarza is entering his second season with the Timberwolves and first as Player Development Coach.

Legarza initially joined the organization as Player Development Assistant/Player Development Video Coordinator prior to the 2015-16 season. Before coming to Minnesota, he spent two seasons in the Atlanta Hawks' Basketball Operations/Player Development departments.

Legarza has also served as an assistant coach for the Dominican Republic National Team under Brooklyn head coach Kenny Atkinson in the summer of 2015.

Before joining the NBA ranks, Legarza spent five years playing at Miami University, including serving as Captain of the squad for three seasons. During his collegiate career Legarza was awarded the team's Marshall North Award twice, an honor which is given to the player that best exemplifies the virtue of loyalty and whose personal sacrifice of time, effort and energy contribute materially to the advancement of the team. As well as the Darrel Hedric Athlete of the year award in 2013. Legarza earned his bachelor's degree from Miami University in International Business and minor in Entrepreneurship as well as a minor in "Management and Leadership."

A San Francisco native, Legarza is the son of Mike, a member of the California Sports Hall of Fame for his time spent as a coach, and Kim Legarza. He has two sisters: Alexis, 23, and Isabella, 18.



**DEREK PIERCE**  
**ADVANCE SCOUT**

Derek Pierce is entering his third season as Advance Scout for the Wolves, eighth season with the team and 20th overall in the NBA. Before becoming Advance Scout, Pierce served as both a college and NBA personnel scout for the Wolves over the previous five seasons.

Before joining Minnesota, Pierce spent three seasons as Advance Scout with the Washington Wizards and two seasons as Advance Scout with the Golden State Warriors. Pierce also spent five seasons with the Indiana Pacers as Video Coordinator. He got his start in the NBA as a Basketball Operations Associate with the Orlando Magic.

Pierce earned his bachelor's degree in Finance from Michigan State University before earning his master's degree in Sports Administration from Florida State University. He and his wife Madeline have two daughters, Alexandra (5) and Helena (3). They reside in Bowie, MD.



**DAISUKE YOSHIMOTO**  
**SPECIAL ASSISTANT TO THE PRESIDENT OF BASKETBALL OPERATIONS**

Daisuke "Dice" Yoshimoto is entering his first season with the Timberwolves and fifth working under President of Basketball Operations/Head Coach Tom Thibodeau.

Before joining Minnesota, Yoshimoto was Video Coordinator with the Denver Nuggets for the 2015-16 season. Prior to joining the Nuggets, Yoshimoto spent four seasons in Chicago as Video Coordinator under Thibodeau. Before starting his NBA career, Yoshimoto served as the Video Coordinator for the Ukraine National Team under the direction of Head Coach Mike Fratello.

Yoshimoto received his bachelor's degree from Johnson & Wales University in Sports Management. While at Johnson & Wales, Yoshimoto played basketball during his junior and senior seasons, including winning the conference title and earning a bid to the NCAA tournament for the first time in school history as a junior. He later received his master's degree from Fordham University in Education.

A native of Osaka, Japan, Yoshimoto and his wife, Maiko, live in Minneapolis.



**SAM NEWMAN-BECK**  
**HEAD VIDEO COORDINATOR**

Sam Newman-Beck is entering his seventh season with the Minnesota Timberwolves, eighth overall in the NBA and his second season as the team's Head Video Coordinator. In his role, Newman-Beck will travel with the team and provide video edits on opposing teams. He will also utilize Gametime Concepts in the teams game planning, as well as compile opponent personnel reports. Additionally, he will assist on court with individual workouts.

Prior to joining the Wolves, Newman-Beck worked alongside Coach Thibodeau with the Boston Celtics where he served as a video intern during their NBA Finals run in 2009-10. With the Celtics, Newman-Beck was responsible for breaking down opponent video, assisting on court with individual workouts and overseeing the team's college video database.

Newman-Beck played basketball collegiately at Emerson College in Boston, Massachusetts where he graduated and received a B.S. in Broadcast Journalism. As a senior, he was named to the National Association of Basketball Coaches (NABC) Honors Court, which recognizes student-athletes who excelled in academics. Newman-Beck is also the President and Founder of "Hoops and Hope: Honoring Medford's Youth", which is a charity event to raise money for local youth in his hometown of West Medford, Massachusetts. He currently resides in downtown Minneapolis.



**NOAH CROOM**  
**ASSISTANT GENERAL MANAGER**

Noah Croom is entering his first season with the Timberwolves as Assistant General Manager after serving as Vice President, General Counsel of Goodwin Sports Management (GSM) from 2002-16. Noah is known for his expertise in interpreting the NBA's Collective Bargaining Agreement and salary cap.

Prior to joining GSM, Croom held positions at a prestigious law firm, the National Basketball Association (NBA) and the Vancouver Grizzlies. He spent three years with New York City based Latham & Watkins as a corporate associate specializing in public offerings of debt, equity securities, mergers and acquisitions. During his time with the NBA, he was involved in negotiating the Collective Bargaining Agreement with the NBA Players Association, assisting teams in interpreting the Collective Bargaining Agreement and drafting international television agreements as well as special agreements for events such as the NBA All-Star Game and NBA Draft.

Croom left the NBA to join the Vancouver Grizzlies during their inaugural season as Assistant General Manager and Legal Counsel. With the Grizzlies, he negotiated all player and coach contracts and represented the team in its negotiations with the NBA league office. He has also advised both the San Antonio Spurs and Denver Nuggets in connection with various player-related matters.

Croom graduated from Stanford University in Palo Alto, CA with a degree in Economics in 1987 and received his law degree from the University of Virginia in 1990.



**CALVIN BOOTH**  
**DIRECTOR OF PRO PERSONNEL**

Calvin Booth enters his fourth season with the Timberwolves and first as Director of Pro Personnel after spending last season with the team as Director of Player Personnel.

Booth enjoyed a 10-year NBA playing career (1999 - 2009) with the Washington Wizards, Dallas Mavericks, Seattle Sonics, Milwaukee Bucks, Philadelphia 76ers, Timberwolves and Sacramento Kings. In 366 career games, 83 starts, the 6-11 forward/center averaged 3.3 points, 2.8 rebounds and 0.9 blocks per game. Booth played in one game for the Wolves in the 2008-09 season after being acquired in a trade with Philadelphia in the summer of 2008. Booth appeared in seven games for Sacramento in the 2008-09 season before retiring in the summer of 2009. He most recently served as a scout, both pro and collegiate, with the New Orleans Hornets in 2012-13.

Booth, a native of Reynoldsburg, Ohio, played college basketball at Penn State from 1995-99 and was Big Ten Defensive Player of the Year as a junior and All-Big Ten Second Team as a senior.

Booth and his wife, Keisha, and their daughters, Carter (13) and Camble (6), and sons, Carey (11) and Clarke (3), reside in Minneapolis.



**KAAYLA CHONES**  
**DIRECTOR OF PLAYER PROGRAMS**

Kaayla Chones enters her fourth season with the Timberwolves and second as Director of Player Programs. In her role she handles the day-to-day activities of the basketball department, including serving as a liaison between the business department and basketball operations, carrying out NBA initiatives, and coordinating all individual business travel needs. She also assists the players with personal, professional and social development and help new players and their families with relocation and integration into the community.

Chones, the daughter of former NBA player Jim Chones, spent three seasons (2004-06) in the WNBA, playing for the Washington Mystics and Seattle Storm. In 28 career games she averaged 1.5 points and 0.8 rebounds. Chones, who retired in 2013, spent eight years playing professionally overseas in six different countries, including the 2012-13 season in Israel where she won a league championship with Elitzur Ramla.

During the summer, Chones served as the Director of Programs for The Chones Camps for the last 11 years (2002-13). The program offers basketball camps and literacy programs with the county libraries to children all over northeast Ohio.

A native of Pepper Pike, Ohio, Chones played college basketball at North Carolina State from 1999-2004 and was a First Team All-ACC selection as a senior.



**BRIAN PAUGA**  
**DIRECTOR OF PLAYER PERSONNEL**

Brian Pauga is entering his first season with the Timberwolves as Director of Player Personnel.

Before coming to Minnesota, Pauga spent seven seasons with the San Antonio Spurs, including most recently acting as Director of Scouting/General Manager of the Austin Spurs. He was promoted to Director of Scouting in 2012, a position he held during the Spurs NBA Finals runs in both 2013 and 2014, culminating in the 2014 NBA Championship. In 2013 Pauga added General Manager of the Austin Spurs (San Antonio's NBA Development League team) to his responsibilities. Under his guidance, Austin won back-to-back division championships in 2014-15 and 2015-16.

Pauga began his career with the Spurs as Basketball Operations Intern in 2007 before becoming full-time during the summer of 2008 as the Basketball Operations Assistant. Before joining the Spurs, he worked as a student manager with the Michigan State men's basketball team from 2003-07, including the Spartan's 2005 Final Four team. A native of Willowbrook, Illinois, he earned his degree in business management from Michigan State.

Pauga and his wife, Amanda, reside in Minneapolis with their daughter, Harper.



**ZARKO DURISIC**  
**DIRECTOR OF INTERNATIONAL PLAYER PERSONNEL/SCOUTING**

Zarko Durisic enters his 21st season with the Timberwolves organization where he oversees the team's international player personnel and scouting efforts. He previously held positions with the Wolves as Head Scout, Director of College and International Player Personnel and Director of Player Personnel.

A native of Montenegro (part of the former Yugoslavia), Durisic played for the national teams of Yugoslavia at all levels (cadets, juniors and seniors). He came to the United States in 1980 and attended Wichita State University where he played with former NBA players Xavier McDaniel, Cliff Livingston and Antoine Carr. Durisic was a member of two NCAA tournament qualifiers. After graduation from Wichita State in 1984 with a degree in computer science, Durisic played professionally for 11 seasons in Slovenia, where his teams won six Slovenian national titles.

Following his playing career, Durisic coached in Slovenia where he won one national title. His 1995-96 squad included future NBA players Rasho Nesterovic and Vladimir Stepania.

Durisic and his wife, Tatjana, have two daughters: Jelena and Aleksandra.



**GREGG FARNAM**  
**DIRECTOR OF MEDICAL OPERATIONS/HEAD ATHLETIC TRAINER**

Gregg Farnam joined the Timberwolves prior to the 1997-98 season before being named the Head Athletic Trainer in September 2000.

Farnam began working as an Athletic Trainer with USA Basketball in 2001 for the gold-medal-winning United States men's basketball team at the Goodwill Games in Brisbane, Australia. He has worked with the United States Men's U19 team that won a silver medal at the 2007 FIBA World Championships in Nova Sad, Serbia and the Team USA that won gold in the 2014 FIBA Basketball World Cup. This summer, Farnam will be traveling to Brazil with Team USA during the 2016 Rio Summer Olympics. He has also worked with the U.S. Select Team in 2010 and 2012, as well as the National Team Mini Camp in Las Vegas during the summers of 2013 and 2015. Additionally, he provided medical coverage for the women's volleyball team at the Olympic Training Center in Colorado Springs, Colo., in July 2003.

Farnam has also traveled to New Delhi (2008) and Singapore (2010) as the Athletic Trainer for the NBA's Basketball Without Borders (BWB) Asia. BWB is designed to work with local players to promote the game and encourage positive social change in the areas of education, health and wellness, with an emphasis on HIV/AIDS awareness and prevention.

Farnam is a past chairman of the National Basketball Athletic Trainers Association (NBATA) and has also served on the NBATA Executive Committee as Secretary and Western Conference Head Athletic Trainer Representative. He is a certified member of the National Trainers Association, the National Strength and Conditioning Association and the National Academy of Sports Medicine.

A native of Pine River, Minnesota, Farnam originally became interested in athletic training while pursuing his bachelor's degree in physical education from St. Cloud State University. He furthered his education with a master's degree in exercise science and health promotions from California University of Pennsylvania.

Farnam and his wife, Tiffany, live in Rogers, Minn. along with their sons, Nolan and Maximilian, and daughters, Mae, Ella, Clare and Philomena.



**MATT DUHAMEL**  
**DIRECTOR OF ATHLETIC THERAPY**

Matt Duhamel is in his first season with the Timberwolves as Director of Athletic Therapy. In his role, Duhamel is responsible for daily evaluation, treatment, and rehabilitation of players.

Duhamel joins the Timberwolves after spending three seasons as Assistant Athletic Trainer/Physical Therapist for the Minnesota Vikings. Before becoming full-time with the Vikings in 2013, Duhamel served as a seasonal Assistant Athletic Trainer for the team beginning in 2010. During the off-season, Duhamel worked in the Twin Cities as an Outpatient Physical Therapist with NovaCare Rehabilitation from 2010-12 while assisting the Vikings in-season. His experience also includes spending the 2006 season with the New England Patriots and working with the team during the off-seasons of 2005 and 2010 as an athletic training intern and physical therapy clinical student.

A member of the National Athletic Trainer's Association and the American Physical Therapy Association, Duhamel earned his undergraduate degree in athletic training at Northeastern University where he worked with the football and men's basketball teams. He went on to earn his doctorate of physical therapy from Boston University in 2010. Duhamel is certified by the American Board of Physical Therapy Specialties as a Sports Clinical Specialist.

A native of Lawrence, MA, Duhamel resides in Richfield, MN with his wife, Jamie.



**CLAYTON WILSON**  
**EQUIPMENT MANAGER**

Clayton Wilson enters his 28th season associated with the Minnesota Timberwolves, and his 25th as the team's Equipment Manager. Wilson started with the organization working game nights for the Wolves during the team's inaugural 1989-90 season at the Metrodome, before becoming the equipment manager during the 1992-93 campaign.

In his role, Wilson's duties include managing all of the team's equipment and uniform-related matters, both at home and on the road; and setting up team practices on the road.

Wilson brings over 40 seasons of sports experience to the position, having started his career in professional sports with Major League Baseball's Minnesota Twins as a bat boy. During this time, he was on the field as the Twins captured their two World Series Championships (1987 and 1991). In 2010, Wilson was invited to dust off his bat boy uniform and return to the diamond for the Twins Old Timer's game as part of the team's 50th Anniversary Season celebration. In addition, Wilson claims to have the best record of any bat boy in Twins franchise history.

Wilson and his wife, Amanda, and their children, Jack and Anna, live in Plymouth, Minn.



**DAVE CREWE**  
**HEAD STRENGTH AND CONDITIONING COACH/ASSISTANT ATHLETIC TRAINER**

Dave Crewe is entering his sixth season with the team and fourth as Assistant Athletic Trainer and Assistant of Sports Performance. In his position, Crewe is responsible for assisting in daily treatment and rehabilitation of the players, and working with the strength and director of sports performance on program development. Additionally, Crewe oversees all medical responsibilities associated with the team's summer league entry and pre-draft workouts.

As well as his team responsibilities, Crewe was recently nominated and elected by the National Basketball Athletic Trainers' Association as a Western Conference Assistant Athletic Trainer Representative. The two-year Executive Board position focuses on providing education and conducting basketball-related to benefit NBA athletes, the NBATA and their communities. In addition, he is contributing to research and development for NBA 2K17.

Prior to his time with the Timberwolves, Crewe spent three years with the NFL's Kansas City Chiefs, working in the team's athletic training department.

Crewe received his bachelor's degree in Exercise Sports Science - Athletic Training in 2008 from the University of Wisconsin-La Crosse. The Twin Lakes, Wisconsin, native obtained his masters degree in Rehabilitative Sciences from California University of Pennsylvania.

Crewe resides in Minneapolis.



**PIERRE NESBIT**  
**ASSISTANT ATHLETIC TRAINER**

Pierre Nesbit is entering his first season with the Timberwolves as Assistant Athletic Trainer. Before joining the Timberwolves, Nesbit most recently worked as the Seasonal Assistant Athletic Trainer with New England Patriots during the team's run to the 2016 AFC Championship game. He was also the summer intern for the Buffalo Bills in both 2011 and 2012.

A graduate of Purdue University in 2013, Nesbit worked primarily with the men's and women's cross country and track & field teams, baseball and football during his four years with the Boilermakers while graduating with a Bachelor of Science in Athletic Training. Upon graduation, he attended Auburn University, working primarily with the football team. He graduated with a Master of Education in Exercise Science with an emphasis in Biomechanics in 2015. While at Auburn, he also obtained his Corrective Exercise Specialist (CES) certification through the National Academy of Sports Medicine (NASM).

Throughout his career, Nesbit has worked in a number of high profile events, including both the VIZIO BCS National Championship game in 2014 and SEC Football Championship game in 2013. He received the PFATS-NFL Charities Minority Scholarship in 2011, 2012 and 2015 and the Newell-Combs Athletic Training Scholarship in 2011 and 2012.

Originally from Chicago, Illinois, Nesbit is also a proud member of Omega Psi Phi Fraternity, Inc. He and his fiancé, Andrea, reside in Eagan, Minn.



**TROY SUTTON**  
**ASSISTANT STRENGTH AND CONDITIONING COACH**

Troy Sutton is entering his first season with the Timberwolves as Assistant Strength and Conditioning Coach. In his position, Sutton assists in the development and implementation of the team's strength and conditioning programs.

Before joining the Timberwolves, Sutton served as the Assistant Director of Sports Performance at Northwestern University for the past four years. Prior to working at Northwestern, Sutton was Strength and Conditioning Coordinator for 3+ years at Ohio State University, where he was responsible for the program development and position specific training for the offensive and defensive skill and offensive mid-skill position groups. His career also includes stops at Arizona State University and Ohio University.

Sutton received his Bachelor of Science in Sport and Leisure Studies from Ohio State University in 2004 before earning his Master of Science in Health and Human Sciences from Ohio University in 2005.





**DR. SHELDON BURNS, M.D.**  
**VICE PRESIDENT OF TEAM MEDICAL SERVICES**

Dr. Sheldon Burns enters his 28th season as the Timberwolves' medical director, and his ninth as Vice President, Team Medical Services. A doctor at Edina Family Physicians, an Allina Affiliate, Burns is a Board Certified Specialist in Family Practice, Emergency Medicine and Sports Medicine. His duties with the Timberwolves include serving as team physician, coordinating medical care and assisting in other club medical matters.

For his work with numerous NBA teams, Dr. Burns was named the National Basketball Trainers Association 2005 NBA Physician of the Year. Dr. Burns is also the team physician for the National Football League's Minnesota Vikings and Medical Director for the WNBA's Minnesota Lynx and the National Hockey League's Minnesota Wild. He has been the team physician on four Gold Medal teams in three different Olympic Games, including the Men's and Women's USA Basketball Teams in Beijing in 2008. He was also the head physician for the U.S. team in the World University Games in Bangkok, Thailand in 2007. Additionally, he has served as tournament physician for the Minnesota State High School League.

Dr. Burns is active in teaching at the Minnesota Orthopedic Sports Medicine Institute at Twin City Orthopedics, TRIA Orthopaedic Center and the Mayo Clinic Sports Medicine Center. He has been a Deputy Medical Commissioner of the International Olympic Committee and has worked in various roles in 10 Olympic Games. Dr. Burns was named Family Physician of the Year in Minnesota in 2014, which also marked the 100th consecutive year providing family medicine to the people of Minnesota by Drs. Burns: his grandfather, aunt and him.

Dr. Burns, a native of Grand Meadow, Minn., and a summer resident of Nisswa, Minn., received his undergraduate degree from Hamline University and earned his medical degree in 1974 from the University of Minnesota Medical School. He and his wife Sharon live in Edina and have four daughters and one son.



**DR. DIANE DAHM, M.D.**  
**ORTHOPEDIC SURGEON**

Diane Dahm is entering her third season as orthopedic surgeon for the Timberwolves and her 18th year of practice at the Mayo Clinic, where she is a Professor of Orthopedic Surgery. She is an author of two books on Sports Conditioning and Fitness, and has published over 100 research articles and book chapters on various Orthopedic and Sports Medicine-related topics.

Dr. Dahm's work in sports medicine began as an undergraduate Student Athletic Trainer at Wake Forest University. She then graduated from the University of Virginia Medical School and went on to an Orthopedic Surgery Residency at the Mayo Clinic. Before joining the Mayo Clinic staff in 1998, she spent a year in Minneapolis as a sports medicine fellow at the Minneapolis Sports Medicine Center.

During her time at Mayo, Dr. Dahm has served as a team physician for the Rochester Skeeters IBA basketball team, the Minnesota Chill Professional volleyball team, and, most recently, the Minnesota Twins Major League Baseball team. She has traveled as a team physician with the 2012 USA Basketball Mens U-17 World Championship Team and with the USA Basketball Womens National Team during their 2012 pre-Olympic training.

Dr. Dahm resides in Byron, Minn., with her husband Jay Smith and her two sons, Jett and Miles.

**ROGER GRIFFITH**  
**CHIEF FINANCIAL OFFICER**

Roger Griffith is entering his 23rd season as Chief Financial Officer for the Minnesota Timberwolves and Lynx. Griffith also assumes the role of Executive Vice President of the Lynx.

In his current role, Griffith is responsible for overseeing finances for both teams. He leads all efforts for accounting, risk management, financial reporting, budgeting, insurance, cash management and investing. He also works alongside basketball operations in managing the salary cap. Griffith recently led the financial specificities surrounding the teams' training facility at Mayo Clinic Square and the Target Center renovation. He has also played a significant role in helping the Lynx become a profitable team in the WNBA.

In 2003, Griffith took on additional duties as General Manager of the Minnesota Lynx, architecting one of the most talented teams in the league, building a roster with hometown favorite Lindsay Whalen and superstars Seimone Augustus and Maya Moore. Under Griffith's leadership, the Lynx have posted the most impressive six-year stretch in WNBA history, winning three WNBA championships and five Western Conference championships, with 155 wins overall since 2011. From 2011-14, the Lynx also became the first team in WNBA history to string together four consecutive 25+ win seasons and in 2016, became the only team to record six consecutive 20+ win seasons.

Prior to joining the Timberwolves, Griffith gained a variety of experience in public and private industry. He previously worked for Taymark, a Taylor Corporation company, as division manager of the ad specialty direct mail division. He also worked for Northwest Airlines as the director of internal audit and spent time with a public accounting firm. p

Griffith graduated magna cum laude from Augsburg College in 1984 with a degree in business administration and a concentration in accounting. In 1988, he earned his MBA in general management from the University of Minnesota. A native of Shakopee, Griffith resides in Eagan with his wife, Jean, and daughters, Emma and Abby.

**TED JOHNSON**  
**CHIEF STRATEGY OFFICER**

Ted Johnson is entering his second season as Chief Strategy Officer with the Minnesota Timberwolves and Lynx and his 14th season with the organization. Johnson previously served as Chief Marketing Officer and as Vice President of Communications.

In his current role, Johnson is responsible for aligning company strategies and leads long-term growth initiatives. In addition, he oversees the communications and technology functions including the FastBreak Foundation and the teams' radio and television broadcasts. Since 2010, Johnson has also led the teams' facilities and public affairs efforts. In this role he spearheaded the development of The Courts at Mayo Clinic Square, the highly acclaimed training center and headquarters that opened in June of 2015. Johnson also continues to manage the teams' efforts around the design and development of the \$130 million Target Center renovation project that began in spring of 2016. Most recently, Johnson has led the efforts to establish a D-League team for the organization and is working on bids to secure an NBA and WNBA All-Star Game at Target Center, following the renovation completion in 2017.

Johnson's work has been widely recognized in the industry including two regional Emmy awards, a PRSA Silver Anvil, numerous other industry awards and was listed by Social Media Marketing Magazine as one of the Top 100 CMO's (#50) on Twitter and by CEO World Magazine as one of the most influential CMO's on Twitter.

Prior to his joining the Wolves, Johnson spent more than a decade managing dynamic, multifaceted campaigns for clients, policy issues and political candidates. As a director with public relations agency Weber Shandwick, Johnson co-directed the Minnesota Department of Health's national award-winning teen anti-tobacco campaign. In politics, he spent eight years serving State Senator Sam Solon, Congressman James Oberstar, Clinton/Gore campaigns of 1992 and 1996, the Minnesota Attorney General and finally as deputy campaign manager for Hubert H. Humphrey III's 1998 gubernatorial campaign. Johnson also spent time between 1994 and 1996 on the White House advance staff organizing official visits for President Bill Clinton and First Lady Hillary Clinton.

Johnson is an honors graduate from the University of Minnesota-Duluth with degrees in political science and history. He is active in the Twin Cities community serving on the boards of the Minneapolis Chamber of Commerce, the Warehouse Business District and 2020 Partners. In 2017, Johnson will assume the role as Chair of the Minneapolis Regional Chamber of Commerce. He is also active in Twin Cities Dunkers, Norway House, Serving Our Troops and has previously served on the boards of Ronald McDonald House Charities and Athletes Committed to Educating Students (ACES.) A Coon Rapids native, Johnson currently resides in Vadnais Heights with his wife, Lisa, son, Thor, and daughter, Greta.

**RYAN TANKE**  
**CHIEF REVENUE OFFICER**

Ryan Tanke is entering his fourth season as Chief Revenue Officer for the Minnesota Timberwolves and Lynx and his 18th season with the organization. Tanke previously served as Senior Vice President of Ticket Sales and Premium Seating and Vice President of Ticket Sales and Premium Seating.

In his current role, Tanke is responsible for the organization's sales and service areas including oversight of Timberwolves and Lynx ticket sales, corporate partnerships, premium seating, business intelligence, fan experience and youth basketball initiatives. Tanke's leadership team and departments are focused on providing an experience that creates lasting memories for fans and delivers great value to corporate partners. Under his leadership, the fan experience continues to improve through a newly developed partnership with Twin Cities chef David Fhima to revamp the Target Center food offerings with a focus on clean ingredients as the arena undergoes renovations, and through the creation of the 1 program, a service program in partnership with Disney that focuses on creating extraordinary memories for every guest.

In March 2011, Tanke was selected as one of Minneapolis/St. Paul Business Journal's 40 under 40, a list which honors young, successful professionals in the Twin Cities. Tanke has also been a featured speaker on a number of industry topics, most recently at the IEG Sponsorship Conference on the game changing strategic partnership with Mayo Clinic and development of the new training facility, The Courts at Mayo Clinic Square. With the Target Center renovation, Tanke has led the development of new and expanded premium seating products including the Chairman's Suites and Theater Boxes, the Theater Boxes being a first-to-market product in the Twin Cities. He has also played a key role in naming rights deals for the entire premium level as the Treasure Island Resort & Casino Premium Level and the long-term extension of Target's arena naming rights, and he continues to develop opportunities to create new partner branded spaces at Target Center to enhance fan experience. Tanke has been a driving force behind creating these unique products as the Timberwolves and Lynx strive to differentiate themselves in a competitive market.

Tanke started as an intern with the organization in 1997. He has also held the positions of Ticket Sales Executive, Community Basketball Manager, Manager of Inside Sales and Corporate Sales Manager. Additionally, he spent time as the Director of Sales and Service for the NFL's San Diego Chargers.

Tanke earned a business management degree from St. Mary's University in Winona, Minnesota. He serves on the board of Twin Cities Boys and Girls Club, actively supports Big Brothers Big Sisters of the Twin Cities and participates in many of the Timberwolves and Lynx FastBreak Foundation volunteer projects and initiatives. A La Crosse, Wisconsin native, Tanke currently resides in Minnetrista with his wife, Lindsey, their daughter, Charli and son, Tristan.



**LINDSAY MILNE**  
**VICE PRESIDENT OF MARKETING**

Lindsay Milne is entering her third season with the Timberwolves, her first as Vice President of Marketing. As Vice President of Marketing, Milne oversees Timberwolves and Lynx branding, advertising, digital media, creative services, live programming and entertainment, merchandising and events.

Milne is a graduate of the Isenberg School of Management at the University of Massachusetts. She started her sports career as a hospitality guide for NBC Universal's corporate guests at the 2006 Winter Olympics in Turin, Italy before graduating and went on to intern with the MLBPA's licensing team in New York. She joined the NBA's global headquarters in New York in the league's Global Merchandising Group in 2007, ultimately overseeing the development and marketing of NBA licensed product for more than 50 global licensees. In 2011, Milne went on to manage international business development for Wolverine World Wide, Inc., supporting all new business initiatives outside of the US for 12 of their footwear and apparel brands. She was originally hired by the Timberwolves in March 2014 as Marketing Manager before a promotion to Marketing Director in October 2015 and a promotion to Vice President of Marketing in March 2016.

A native of Manchester-by-the-Sea, Mass., Milne was a 2015 nominee for Ad Fed Minnesota's 32 Under 32 award and currently resides in downtown Minneapolis.



**JEFF MUNNEKE**  
**VICE PRESIDENT OF FAN EXPERIENCE AND BASKETBALL ACADEMY**

Jeff Munneke is the Timberwolves' employee with the longest tenure, having been hired on June 20, 1988. Munneke has served in a number of different roles during his time with the Wolves, most recently becoming the organization's Vice President of Fan Experience and Basketball Academy in 2012. Previously he had become the team's vice president of client development in 2004 following a year as executive director of fan relations and 12 years as the organization's director of ticket sales.

Munneke oversees all aspects of fan experiences, which includes serving as the primary contact for all fan interactions with a focus on Wolves and Lynx season ticket holders and being the liaison with all Target Center vendors. Munneke has also overseen community youth basketball, now known as the Timberwolves and Lynx Basketball Academy, for 18 seasons, and earned a distinguished service award from the Minnesota Basketball Coaches Association (MBCA) in 2007, as well as being inducted into the MBCA Hall of Honor in October of 2011. He also serves as on the board of the Positive Coaching Alliance, which works to provide all youth and high school athletes a positive character-building youth sports experience, and BestPrep, which continues to bridge the business and education community.

A native of Lake City, Minn., Munneke graduated from Huron University, where he earned a degree in communications and was captain of the basketball team. Munneke broke into the sports industry as a sales representative in 1987 for the Minnesota Strikers, a Major Indoor Soccer League team.

Munneke and his wife, Julie, reside in Champlin, Minn., with their daughter, Megan (16) and wiener dogs Tiger, Phil and Magic. Their son, Ty (25), works for Nike Golf in Portland, Ore.



**BRAD RUITTER**  
**VICE PRESIDENT OF COMMUNICATIONS**

Brad Ruitter is entering his fourth season as the team's Vice President of Communications. In this position, he is responsible for providing leadership and strategic direction to the public relations, broadcast and community relations departments.

Ruitter has more than 20 years of experience in the public relations and sports industries. He began his career as an intern and ultimately the Associate Director of Media Relations for the University of Minnesota Athletics Department, a position he held for nearly eight years. Ruitter then served five years as Director of Communications for the Minnesota Twins where he led the team's media relations efforts and communications strategies.

Ruitter has gained valuable non-sports leadership experience in tenures as Director of Communications and Marketing for the Minnesota Bankers Association and Group Manager for the public relations firm Weber Shandwick. In addition, Ruitter has worked as an independent media consultant, implementing public relations, communications, and media training programs for a variety of local and regional organizations. He has also done work for the Minnesota State High School League (MSHSL) at Prep Bowl and state basketball, hockey, and baseball tournaments.

A native of Clara City, Minn., Ruitter graduated from the University of Northwestern, St. Paul with a degree in sports management. Ruitter volunteers his time serving on the Board of Directors of the Eagan Athletic Association, where he also coaches youth travel baseball and basketball. Ruitter represents the Timberwolves and Lynx organizations on the Board of Directors for ACES (Athletes Committed to Educating Students), an organization which works to help students in Minneapolis and St. Paul Public Schools overcome academic achievement and opportunity gaps.

Ruitter and his wife Sara, son Griffin (13), and daughter Meredith (11), reside in Eagan, Minn.



**SUZANNE SPELLACY**  
**VICE PRESIDENT AND GENERAL COUNSEL**

Suzanne Spellacy is Vice President and General Counsel for Taylor Corporation and its affiliates. Prior to joining Taylor Corporation in 2000, Suzanne was a shareholder with the Twin Cities law firm Winthrop & Weinstine, P.A. She received her undergraduate degree from the College of St. Benedict (B.A., English Literature) and her law degree from the University of Minnesota. Suzanne has been an active member of the community, serving on the boards of Loyola Catholic School, Greater Mankato Area YMCA and as board chair of the Greater Mankato Early Learning Initiative. Suzanne served on the Minnesota Job Skills Partnership Board from 2004-2011 as the Governor's business representative and is a member of the Board of Directors of New Ulm Telecom (NULM).





**PETE STENE**  
**VICE PRESIDENT OF FINANCE**

Pete Stene is entering his 14th season with the Wolves and fifth as Vice President of Finance, having served as director of finance prior to his promotion in 2012. Stene oversees day-to-day operations of the accounting and box office departments directing financial policies and practices in the areas of general accounting, budgeting, audit, tax and league reporting.

Prior to joining the Timberwolves, Stene spent seven years working for Target Center Arena's various management companies (Midwest Entertainment Group, Clear Channel Entertainment, sfx Entertainment, and Ogden entertainment) as its director of finance. Prior to that, he spent time in private industry as controller for a Minneapolis-based law firm.

A native of Lindstrom, Minn., Stene is an honors graduate from the University of Minnesota-Duluth with degree in Business Administration, and earned his MBA in Finance from the University of St. Thomas. He resides in Minneapolis, Minn., with his wife, Becki.



**MIKE WELCH**  
**VICE PRESIDENT OF CORPORATE PARTNERSHIPS**

Mike Welch is entering his first season as the Vice President of Corporate Partnerships after being promoted to the position on March 14, 2016. In this role, Welch will lead the day-to-day operations of the Corporate Partnership Sales and Activation teams.

Welch previously served as Timberwolves and Lynx Director of Corporate Partnerships for nearly three years after a seven-year stint as Corporate Sales Executive. During his 10 years with the Timberwolves and Lynx, Welch has consistently hit revenue targets while building successful partner activation campaigns. This past summer, Welch and his Corporate Partnership team led the charge on securing naming rights for the renovated Target Center Premium Level and its multiple, high-end spaces.

Prior to his time with the Timberwolves and Lynx, Welch held the position of Manager of Advertising Sales with Milwaukee Magazine for seven years. A Milwaukee, Wis., native, Welch currently resides in Blaine, Minn., with his wife, Andrea, and their four children: Gavin (11), Colin (9), Merek (6) and Liam (4).



**JAKE VERNON**  
**VICE PRESIDENT OF TICKET SALES AND SERVICE**

Jake Vernon is entering his fourth season with the Timberwolves, his second as Vice President of Ticket Sales and Service. In his role, Vernon implements strategies and oversees all initiatives related to ticketing, membership service and group sales. Since joining the team in June 2013, Vernon has helped produce significant increases in the season membership base, partial plan sales and group ticket sales.

Prior to joining the Timberwolves, Vernon spent two years as President and Founder of Get Real Sport Sales, a sales consulting and outsourcing company that worked with collegiate and professional sports teams to increase ticket and corporate partnership revenue. Get Real Sports client list included Butler University, Iowa St University, Xavier University, Charlotte Bobcats, Cincinnati Reds, Indianapolis Colts and the Indianapolis Motor Speedway. The majority of Vernon's career was spent with Pacers Sports and Entertainment, working with both the Indiana Pacers and Indiana Fever. He got his start as a ticket sales account executive for the Indiana Fever, before working his way up through various management positions, culminating with being named vice president of ticket sales and service in June of 2005. During his tenure he led franchise-best season and group ticket campaigns, while driving innovative business initiatives that included the creation of one of the first player sponsored sections in the NBA, Roy Hibbert's Area 55.

A native of Abington, PA, Vernon graduated from Xavier University with a degree in Communications and has held previous positions with the Cincinnati Reds, Indianapolis Indians and Chicago Wolves. Vernon volunteers his time serving as Travel Coach Director for the Wayzata Boys Basketball Association and coaching youth baseball.

Vernon and his wife Traci and two sons, Ashton and Avery, reside in Maple Grove, Minn.



## BASKETBALL OPERATIONS



**TOM THIBODEAU**  
President of Basketball  
Operations/Head Coach



**SCOTT LAYDEN**  
General Manager



**NOAH CROOM**  
Assistant General Manager



**RICK BRUNSON**  
Assistant Coach



**ANDY GREER**  
Assistant Coach



**ED PINCKNEY**  
Assistant Coach



**RYAN SAUNDERS**  
Assistant Coach



**VINCE LEGARZA**  
Player Development Coach



**PETER PATTON**  
Shooting Coach



**DAISUKE YOSHIMOTO**  
Special Assistant to the  
President of Basketball  
Operations



**DEREK PIERCE**  
Advance Scout



**SAM NEWMAN-BECK**  
Head Video Coordinator



**WES BOHN**  
Assistant Video Coordinator



**AUSTIN PINCKNEY**  
Video Associate



**BRIAN PAUGA**  
Director of Player Personnel



**ZARKO DURISIC**  
Director of International  
Scouting



**MATT BOLLERO**  
Pro Personnel Scout



**JOHN CARIDEO**  
Scout



**JIM EYEN**  
Scout



**DREW NICHOLAS**  
Scout



**SCOTT ROTH**  
Scout



**JIM TODD**  
Scout



**KAAYLA CHONES**  
Director of Player Programs



**EMMANUEL ROHAN**  
Director of Basketball  
Administration



**TODD CHECOVICH**  
Manager of Basketball  
Operations



**RACHEL SAUNDERS**  
Manager of Team Services



**SEAN DWYER**  
Basketball Operations  
Associate



**SAMER JASSAR**  
Basketball Operations  
Associate



**GREG FARNAM**  
Director of Medical Opera-  
tions/Head Athletic Trainer



**MATTHEW DUHAMEL**  
Director of Athletic Therapy



**DAVE CREWE**  
Head Strength and  
Conditioning Coach/  
Assistant Athletic Trainer



**PIERRE NESBIT**  
Assistant Athletic Trainer



**TROY SUTTON**  
Assistant Strength and  
Conditioning Coach



**BOB GOEDDERZ**  
Director of Security



**CLAYTON WILSON**  
Equipment Manager



**CORY JOHNSON**  
Assistant Equipment  
Manager



**ROB BURNETT**  
Custodian



**DR. SHELDON BURNS,**  
**M.D.**  
Vice President of Team  
Medical Services



**DR. DIANE DAHM,**  
**M.D.**  
Orthopaedic Surgeon



## ACCOUNTING &amp; FINANCE

**PETE STENE**

Vice President of Finance

**BEN JAHNKE**

Manager of Financial Reporting

**MARCI SCHWEN**

Accounting Manager

**J.T. HOFFMAN**Payroll Manager/  
Senior Accountant**ERICH HEBER**Senior Payroll/  
Accounting Specialist**ROBERT HUDALLA**

Accounts Payable Specialist

## ADMINISTRATION

**ROGER GRIFFITH**

Chief Financial Officer

**RYAN TANKE**

Chief Revenue Officer

**TED JOHNSON**

Chief Strategy Officer

**SUZANNE SPELLACY**

General Counsel

**SUSAN EITEL**Executive Assistant/  
Office Manager**MARY BOHMBACH**Executive Assistant/  
Marketing Coordinator**SASHA ROEDEL**Executive Assistant to the  
Chief Financial Officer

## BASKETBALL ACADEMY

**JEFF MUNNEKE**Vice President of Fan  
Experience and  
Basketball Academy**STEVE BROWN**Manager of Basketball  
Academy**MATT BARE**Basketball Academy Sales  
Manager**PAT FREEMAN**Basketball Academy  
Supervisor**TROY PEARSON**Basketball Academy Account  
Executive**ERIC CAULFIELD**

Director of Ticketing

**TONY NGUYEN**Assistant Box Office  
Manager**TYLER SWANSON**

Senior Ticketing Specialist

**KATIE WARDEN**

Ticketing Specialist

## BOX OFFICE

## BROADCAST

**ERIK NELSON**

Director of Broadcast

**ALAN HORTON**Radio Play-By-Play  
Announcer**JOHN FOCKE**Executive Producer/  
Studio Host**CAL SODERQUIST**Production and Traffic  
Coordinator**JOE KRONENBERG**

Senior Video Editor

**NOAH FERCHE**

Videographer/Editor

**CARLOS JIMENEZ**

Videographer/Editor

**AMANDA STROMQUIST**

Broadcast Engineer





## BUSINESS INTELLIGENCE



**LAURA MEYER**  
Director of Revenue Strategy  
and Operations



**ELIZABETH BOSER**  
Analytics and Revenue  
Strategy Supervisor



**ANDREW MAHER**  
Analytics and Revenue  
Strategy Specialist



**SAM HUBBLE**  
Sales Strategy and  
Operations Specialist



**JACOB DAMIANI**  
Research Analyst

## COMMUNITY RELATIONS



**MATT MAKOVEC**  
Manager of Community  
Relations



**KRISTIN EDMUNDSON**  
Senior Community Relations  
Coordinator



**AMANDA GRUHLKE**  
Community Relations  
Coordinator

## CORPORATE PARTNERSHIPS



**MIKE WELCH**  
Vice President of Corporate  
Partnerships



**MICHAEL RESNICK**  
Director of Partnership  
Activation



**GREG VANDERWILT**  
Senior Manager of  
Partnership Activation



**JILL HEUER**  
Partnership Activation  
Manager



**JOANNA OPITZ**  
Partnership Activation  
Manager



**SHIVANI DESAI**  
Partnership Activation  
Executive



**DAVID MANLEY**  
Partnership Activation  
Executive



**JENNIFER COLICH**  
Partnership Activation  
Executive



**JIM BUFFO**  
Partnership Sales  
Manager



**MAX CULLEEN**  
Partnership Sales  
Manager

## CREATIVE SERVICES



**LAINIE GENTILE**  
Partnership Sales  
Manager



**DAVID KING**  
Partnership Sales  
Manager



**HENRY MOORE**  
Senior Manager of  
Creative Services



**JOHN SCHISSEL**  
Creative Services Production  
Manager



**JENA MAGEE**  
Email Marketing  
Specialist



**LAUREN KUZNIA**  
Graphic Designer



**MAX MORLOCK**  
Graphic Designer



**DAVID SHERMAN**  
Top Regional Photographer

## DIGITAL MEDIA



**BOB STANKE**  
Senior Director of Digital  
Media



**SAM FLOOD**  
Senior Web Developer



**KELLY PEDERSEN**  
Web Developer



**KYLE RATKE**  
Web Editor/Team Reporter



**BRIDGET ANDERSON**  
Social Media Coordinator

## FACILITIES DEVELOPMENT



**BRIAN KIMMES**  
Facilities Project Manager



**WARREN WILLIAMS**  
Facilities Coordinator



**CAROLYN WARDELL**  
Senior Development  
Coordinator



**ROBERT ROGERS**  
Head Cook



## GROUP EVENTS



**KATE JOHNSON**  
Manager of Group Events



**JARED HENSCH**  
Group Events Program Supervisor



**PETER FLOWERS**  
Senior Account Executive



**ALEX GUSTAFSON**  
Senior Account Executive



**EMMA HASSEN**  
Senior Account Executive



**JENNICA ASTLEFORD**  
Account Executive



**HAYLEY DI NASO**  
Account Executive



**WIL WALTERS**  
Account Executive

## HUMAN RESOURCES



**SIANNEH MULBAH**  
Director of Human Resources



**KIRSTEN SANTELICES**  
Human Resources Manager



**ALYSSA RILES**  
Human Resources Assistant/ Receptionist



**VICKY REYNOLDS**  
Administrative Assistant

## INSIDE SALES



**SCOTT HEBERT**  
Manager of Inside Sales

## INFORMATION TECHNOLOGY



**JUSTIN BUTLER**  
Senior Director of Technology



**DAN LACOURSIERE**  
Network Engineer



**AUSTIN MCDOWELL**  
Information Technology Specialist



**DEREK SCHERER**  
Help Desk Support Specialist

## LIVE PROGRAMMING AND ENTERTAINMENT



**CHAD FOLKESTAD**  
Executive Producer



**CHRIS VANDERBEEK**  
Game Presentation/ Production Manager



**SHERIDAN WEST**  
Production Coordinator



**DAVE WARNER**  
Mascot Supervisor



**JACK BILLION**  
Lynx Mascot



**JOSH HARMS**  
Animation and Video Feature Producer



**DOUG PRICE**  
Animation and Video Feature Producer





## MARKETING



**LINDSAY MILNE**  
Vice President of Marketing



**TORI STEIN**  
Marketing Manager



**ADDIE WINDFALDET**  
Creative Projects Manager



**BJORN WESTLUND**  
Event Marketing  
Coordinator

## MEMBERSHIP SALES



**JAKE VERNON**  
Vice President of Ticket  
Sales and Service



**CHARLIE ROMANS**  
Director of Membership  
Sales



**LAURA JANQUART**  
Sales and Service Events  
Manager



**CHELSEA JANNETT**  
Sales and Service  
Coordinator



**ANDREW MCFERRIN**  
Senior Account Executive



**ANNIE EVERSMAN**  
Membership Services  
Manager



**CHRIS PALAIA**  
Membership Services  
Manager



**JIM HEINMILLER**  
Senior Account Executive



**TIGÉ HUTCHENSON**  
Senior Account Executive



**GRACE BURMEISTER**  
Account Executive



**DAN CHAPMAN**  
Account Executive



**NICOLE PARROT-WILSON**  
Account Executive



**MARIN POWELL**  
Account Executive



**CASEY JOHNSON**  
Account Executive



**BRIÉ LYNCH**  
Account Executive



**CHRIS MITKO**  
Account Executive



**ELLIE REVENAUGH**  
Account Executive



**MATT SCHAFER**  
Account Executive



**JORY SHRAGG**  
Account Executive



**TOM WINTER**  
Account Executive

## PREMIUM



**ASHLEY HEINLEIN**  
Director of Membership  
Services



**STEVE BENO**  
Director of Premium



**MIKE FUHRMAN**  
Premium Sales Manager



**STANLEY JACKSON**  
Premium Sales Manager



**CONOR NOONAN**  
Premium Sales Manager



**ADAM SKIBEK**  
Premium Sales Manager



**RACHEL FRANK**  
Premium Activation  
Executive



**KARA KAWAKAMI**  
Premium Activation  
Executive





## PUBLIC RELATIONS



**BRAD RUTER**  
Vice President of  
Communications



**AARON SEEHUSEN**  
Senior Public Relations  
Manager



**DAN BELL**  
Communications Manager



**ALEX KING**  
Public Relations  
Coordinator



**KIRSTEN WENKER**  
Senior Corporate  
Communications Manager



**ASHLEY CARLSON**  
Lynx Public Relations  
Manager



**PAUL SWANSON**  
Statistician

## LYNX BASKETBALL OPERATIONS



**CHERYL REEVE**  
Lynx Head Coach



**JIM PETERSEN**  
Lynx Associate Head Coach



**SHELLEY PATTERSON**  
Lynx Assistant Coach



**CLARE DUWELIUS**  
Lynx Basketball Operations  
Manager

## LYNX SALES AND SERVICE



**CARLEY KNOX**  
Director of Lynx Business  
Operations



**ERIN HENNING**  
Manager of Lynx Sales  
and Service



**KYLE BURNS**  
Senior Account  
Executive



**MATT CORNERS**  
Senior Account  
Executive



**EMMA SANDSTROM**  
Senior Account  
Executive



**MICAELA ERICKSON**  
Account Executive



**WITNEY FISHER**  
Account Executive



**TIGE HUTCHESON**  
Account Executive



**JACOB KOCH**  
Account Executive



**EMILY PELANT**  
Lynx Member Programming  
Specialist



## TICKET INFORMATION



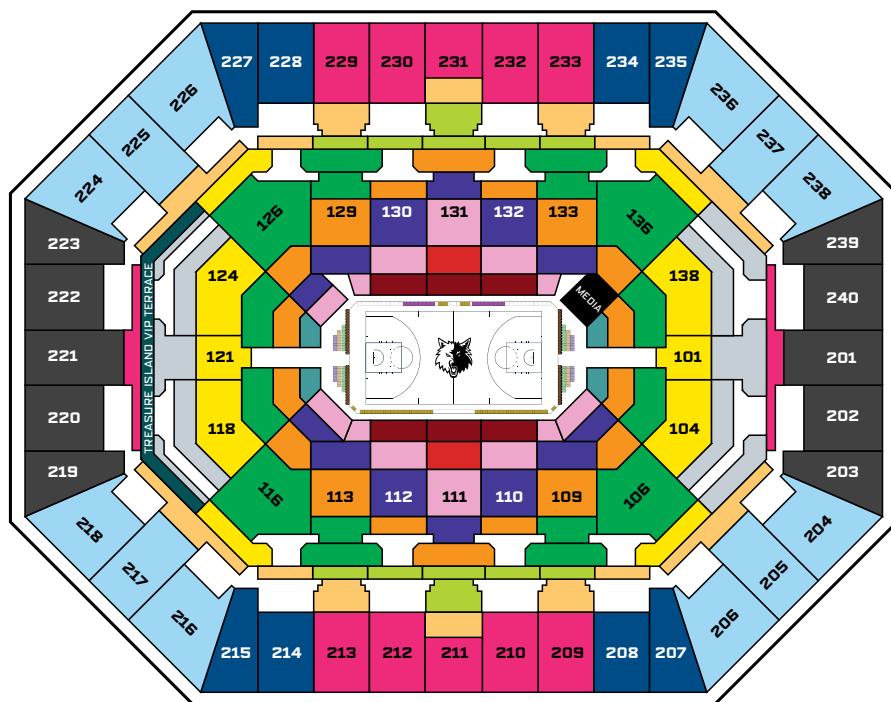
✓ YOUR ONE STOP SHOP FOR  
**AUTHENTIC TICKETS**



**VISIT**  
**TIMBERWOLVES.COM/WOLVESTIX**  
or call 612.673.1234 to purchase tickets or for more information

- SEASON MEMBERSHIPS
- TICKET PACKAGES
- GROUP EVENTS
- SUITE RENTALS
- SINGLE GAME TICKETS

### 2016-17 SEASON MEMBERSHIP PRICING



LEXUS COURTSIDE CLUB		PREMIUM SEATING	
PRICES STARTING AT		PRICES STARTING AT	
AVERAGE PER GAME	SEASON MEMBERSHIP	AVERAGE PER GAME	SEASON MEMBERSHIP
\$1,475	\$63,425	<b>BACKCOURT</b>	
\$850	\$36,550	\$278	\$11,954
\$735	\$31,605	\$247	\$10,621
\$320	\$13,760	\$153	\$6,579
\$257	\$11,051	<b>LOGEBOX</b>	
\$210	\$9,030	\$181	\$7,783
• Exclusive access to Backcourt Club		\$155	\$6,665
100 LEVEL		200 LEVEL	
PRICES STARTING AT		PRICES STARTING AT	
AVERAGE PER GAME	SEASON MEMBERSHIP	AVERAGE PER GAME	SEASON MEMBERSHIP
\$96	\$4,128	\$39	\$1,677
\$74	\$3,182	\$26	\$1,118
\$55	\$2,365	\$20	\$860
\$40	\$1,720	\$15	\$645
\$32	\$1,376	\$10	\$430



## TARGET CENTER / AEG STAFF DIRECTORY

Jerry Abell.....	Manager, Production
Wendy Almquist.....	Exec. Asst./Office Mgr
Wardell Austin.....	Receptionist
Nancy Bach.....	Asst. Manager, Event Custodial
Anna Barberio.....	Sr. Manager, Event Marketing
Scott Beine.....	Manager, Custodial
Tom Bolstad.....	Lead Stagehand/Stage Mgr
Tony Brown.....	Security Officer
Mark Christopherson.....	Electrician
Dave Dvorak.....	Maintenance Tech I
Emily Devebec.....	Manager, Guest Services
Jane Espenson-Davis.....	Director, Human Resources
Nancy Fortney.....	Event Manager
Noelle Heaslip.....	Employee & Event Specialist
Katrina Jaeger.....	Sr. Manager, Marketing
LaVera Jeffrie.....	Security Coordinator
Jeff Kehr.....	Director, Operations
Marcus Kroulik.....	Director, Ticketing
Donna Lauer.....	Security Officer
Aaron Liepins.....	Director, Security
Lynne Major.....	Group Marketing Assistant
Cheri Martin.....	Premium & Group Ticket Sales Rep
Steve Mattson.....	VP/General Manager
Bruce Mettner.....	Security Officer
Reginald Monroe.....	Security Officer
Kevin Moore.....	Maintenance Tech I
Mitch Newhouse.....	Sr. Manager, Media Technology
Nicole Raymond.....	Box Office Manager
Dan Rehberg.....	Security Officer
Tom Reller.....	Sr. Director, Operations
Dave Schmid.....	Director, Finance
Steve Sawyer.....	Director, Hospitality
Lori Schweder.....	Lead Ticket Seller
Jerry Skinaway.....	Supervisor, Conversion
Curvell Smith.....	Conversion Crew Lead
Eric Stegmueller.....	Lead Custodian
Rick Stepanek.....	Lead Maintenance Tech
Karen Swan.....	Sr. Manager, Group Marketing
Sandy Sweetser.....	Sr. Director, Events and Marketing
Megan TeBrake.....	Sr. Manager, Hospitality
Andy Warg.....	Director, Booking
Mitchell Williams.....	Security Officer
Yoojin Woodward.....	HR & Accounting Coordinator

**TARGET**  **CENTER**







# CRUNCH

Since the Timberwolves' inaugural season in 1989, CRUNCH has entertained and energized the crowd during Wolves games. With his witty sense of humor CRUNCH keeps fans on their toes with his antics. And his often over-the-top stunts and high-flying dunks stir Wolves fans into a frenzy that helps create the Target Center home court advantage.

Want to connect with CRUNCH? Check him out social media:

[facebook.com/timberwolvescrunch](https://facebook.com/timberwolvescrunch)

@WolvesCrunch on Twitter, Instagram, & Vine

CRUNCH does make appearances throughout the year in all corners of Minnesota's communities. For pricing and availability please send an e-mail to [crunch@timberwolves.com](mailto:crunch@timberwolves.com), or call 612.673.8370

## HEIGHT

6' (GROUND TO THE TIP OF EARS)

## WEIGHT

190 POUNDS

## VERTICAL JUMP

15' (WITH TRAMPOLINE)

## FAVORITE MOVIE

DANCES WITH WOLVES


## FAVORITE BOOK

CALL OF THE WILD

## FAVORITE DUNK

THE INSIDE-OUT FLYING DUTCHMAN





They bring the fun, they bring the heat! The Minnesota Timberwolves Dancers are the Twin Cities' premier performance group. They serve as a link between the Minnesota Timberwolves action on the court and the organization's commitment to touching the lives of basketball fans everywhere. Each dancer comes to the team with extensive training and performing experience. The Timberwolves Dancers aim to use their talent and love of performing to confidently represent the Minnesota Timberwolves throughout many basketball communities locally, nationally, and internationally.

Timberwolves Dancers have created a great reputation of dance styles and stellar performances. They showcase a wide range of versatility from Jazz, to Hip Hop and Novelty routines. If you are looking for the latest trends, our dancers are styled in modern, custom and cutting edge fashions.

The Timberwolves Dancers are poised professional women from different backgrounds. This builds more ways for them to connect with fans at games and welcome everyone to our home – Target Center.

The Timberwolves Dancers always strive to create memorable experiences and connections with everyone, whether they are at a game or out in the community. The dancers are available for a wide variety of appearance and performance opportunities. To book the Timberwolves Dancers for your next event, please contact [dancers@timberwolves.com](mailto:dancers@timberwolves.com).

Follow the Timberwolves Dancers on social media:

Facebook – Timberwolves Dancers

Twitter – @WolvesDancers

Instagram – @WolvesDancers

YouTube - Wolves Dancers





# ***MEDIA***

MINNESOTA TIMBERWOLVES  
**POWER  
OF  
THE PACK**







## PUBLIC RELATIONS STAFF



**AARON SEEHUSEN**  
Sr. Public Relations Manager

Aaron Seehusen begins his sixth season with the Timberwolves (tenth overall with the Timberwolves and Lynx organization), and second as Public Relations Senior Manager. Seehusen manages the organization's day-to-day PR efforts and serves as the main contact for local and national media with regard to interview requests for players and front office personnel.

Prior to joining the Wolves, Seehusen worked for the WNBA's Minnesota Lynx for four seasons, serving as Public Relations Manager for the final two seasons. With the Lynx, he managed all of the team's publicity efforts, including all local and national media requests for players, coaches and front office personnel. Seehusen, a native of Plymouth, Minn., joined the Timberwolves and Lynx organization as an intern in the summer of 2007. He also has worked for the Dubuque Thunderbirds of the Central States Hockey League.

Seehusen graduated from Loras College in Dubuque, Iowa, with bachelor's degrees in sports management and business. Seehusen resides in Chaska with his wife, Anne, and their dogs, Brando and Brinlee.



**DAN BELL**  
Communications Manager

Dan Bell enters his 24th season with the Timberwolves and his eighth as Communications Manager. In his current position, Bell assists the public relations department in its day-to-day operations and serves as an additional contact for local and national media with regard to interview requests for players and front office personnel. He also is editor of the Timberwolves game program and Timberwolves yearbook. Bell was a member of the Wolves' public relations staff from 1993-2000 before being promoted to manager of publications, a position he held until the spring of 2009.

Prior to joining the Timberwolves, Bell was a graduate assistant in the St. Cloud State Sports Information Department. Additionally, he worked for G&K Services, Hallmark Cards and Frank's Nursery & Crafts.

Bell earned bachelor's degrees in marketing and public relations from St. Cloud State University. The native of Cold Spring, Minn., resides in Big Lake, Minn., and has two daughters: Amanda and Jackie.



**ALEX KING**  
Public Relations Coordinator

Alex King enters his fourth season as Public Relations Coordinator and sixth full-time season with the Timberwolves and Lynx organization. In his role, King assists in all facets of the organization's day-to-day PR efforts and serves as an additional contact for local and national media. Additionally he oversees the team's game night crew and intern staff.

King began his career with the Timberwolves and Lynx public relations department as a game night intern in 2008-09. He became the full-time intern in 2010 for both teams before being promoted to Lynx Public Relations Manager in 2012. He transitioned to Public Relations Coordinator for the Timberwolves prior to the 2013-14 season. In his career, King has also held internships with the Utah Jazz and Larry H. Miller Sports & Entertainment Group (2008) and the Saint Paul Saints (2009).

Originally from Tinton Falls, N.J., King graduated from the University of Minnesota with a bachelor's degree in sports management and a minor in communications. He currently resides in Minneapolis, MN.



**KIRSTEN WENKER**  
Sr. Corporate Communications  
Manager

Kirsten Wenker enters her first season as Senior Corporate Communications Manager with the Timberwolves and Lynx organization. In her role, Wenker manages all corporate communications for both teams, sharing business news, community relations initiatives and corporate activations with local and national media. She is the point of contact for anything happening off-court with both teams.

Prior to joining the Timberwolves and Lynx, Kirsten spent almost five years working for various public relations agencies in the Twin Cities, working with sports, CPG and travel clients. Previous roles included Senior Account Executive with FleishmanHillard, Account Executive with Olson Engage and Public Relations Strategist with Haberman. Before her career in PR, Kirsten worked in production for Fox Sports North, KABC-TV, NFL Network and KSTP-TV.

Originally from St. Paul, MN, Kirsten graduated from Chapman University in Orange, CA with a bachelor's degree in television production and broadcast journalism with minors in communication studies and French.



## MEDIA INFORMATION

### CREDENTIALS

Press seating at Timberwolves home games at Target Center is available to accredited media at tables located in the court-level auxiliary media section and in sections 116 and 106. Single-game credentials must be requested no later than noon the day before the game (Friday at 5:00 p.m. for Saturday and Sunday games). Requests should be made via e-mail to Timberwolves Public Relations Coordinator Alex King at alex.king@timberwolves.com. Credentials are good for admittance to Target Center, the arena floor, the locker rooms, the media work room and the media dining room. Those requesting single-game credentials will be seated on a first-come, first-served basis. Those holding Timberwolves or NBA season credentials may enter the building through the Target Center Media Entrance located at the corner of Sixth St. and Second Ave. Single-game credentials may also be picked up at the Media Entrance. **ALL MEDIA WILL BE REQUIRED TO PRESENT A PHOTO IDENTIFICATION PRIOR TO RECEIVING THEIR CREDENTIALS. ALL BAGS ARE SUBJECT TO INSPECTION PRIOR TO RECEIVING A CREDENTIAL.** Media members holding season passes should notify the public relations department if planning to cover a game in order to reserve seating. A media credential cannot be used to sit in spectator seating areas.

### DINING ROOM

Accredited media is invited to enjoy a meal before each game in the Minnesota Timberwolves media dining room located on the arena bowl level. Cost of a meal is \$8 per person. The dining room opens two hours before each game. Dining room usage will be limited to members of the media with valid Timberwolves or NBA media passes. It is impossible to accommodate family members, friends, guests or others. **ANY ABUSE OF DINING ROOM PRIVILEGES WILL CAUSE FORFEITURE OF YOUR MEDIA PASS.**

### SERVICES

Complete statistics, along with pregame media notes, lineup information regarding injuries and other pertinent facts, will be furnished by the Timberwolves public relations department. Play-by-play sheets, active lists, halftime and final box scores and postgame coach/player quotes will be delivered to working media areas. There are sufficient electrical outlets available, and telephones are located at various points along press row and in the media work room. Preference for telephone use will be given to writers and broadcasters filing stories on deadline.

For easy access to updated stats, box scores, game notes, press releases, postgame quotes and notes, the Timberwolves public relations staff has developed the Timberwolves Media Center, a website designed to assist media in their coverage of the Wolves: [www.TimberwolvesMediaCenter.com](http://www.TimberwolvesMediaCenter.com)

For in-game updates, please follow the official Timberwolves public relations twitter handle, @twolves\_pr.

### PHOTOGRAPHERS

Only those photographers on assignment will be allowed space on the floor, and their media credentials must be worn prominently at all times. Credentials are good for admittance to Target Center, the arena floor, media work room and media dining room. **Photographers are only allowed within the designated photographers area at each end of the court, unless permission is granted through the Timberwolves public relations department to shoot in other areas of the arena.**

The following outlets, listed in priority order, must receive priority when teams are assigning the baseline camera operator positions:

1. Live Television Cameras;
2. NBA Entertainment, NBA Photos, Home Team Photographer;
3. In-Arena Scoreboard Cameras;
4. Wire Services (only Getty, AP and USA Today Images); and
5. Newspapers that regularly assign a writer to travel with the team.

Other permissible media outlets who may be assigned a baseline position, if space allows, are Sports Illustrated, EPA Wire Service, the Home Team Videographer, the Visiting Team Videographer, an international spot (as designated by the League Office), and/or any other outlets that are approved IN ADVANCE by the League Office.

**ALL PERMITTED PHOTOGRAPHERS ARE REQUIRED TO NOTIFY ALEX KING AT LEAST 24 HOURS IN ADVANCE TO ENSURE A DESIGNATED SHOOTING POSITION.** Additional shooting locations are available near the court in section 106 and 116, as well as at the top of sections 110 and 116. Anyone who attempts to cover a game without arranging a seat in advance will not be allowed to shoot the game. Professional courtesy should apply in all cases.

### LOCKER ROOM ACCESS

Both locker rooms will open 75 minutes prior to tipoff and remain open until 45 minutes before the contest begins. Following the game, both locker rooms will re-open approximately 10-15 minutes. **STILL PHOTOGRAPHY INSIDE NBA LOCKER ROOMS IS PROHIBITED.**

### SOCIAL MEDIA POLICY

In an effort to provide clear, concise and accurate information regarding our social media policies during practice and shoot around, media is required adhere to the following team rules:

**Practice/Shootaround:** If the practice/shoot around is closed to the public, there will be no use of social media to report on what you are watching at or during the time where media is allowed to watch (i.e. Twitter, Facebook, Instagram, etc.). The media IS allowed to use social media to report news AFTER they speak with Wolves Head Coach Tom Thibodeau during media availability. Should there be an opportunity to speak with players BEFORE Coach Thibodeau, you must wait to use social media to report news until coach availability is held. If the practice is open to the public, then the use of social media is allowed during the entire practice.

**Gamedays:** The media is encouraged to use social media to report before, during and after games.

### COURTESY

Your cooperation is requested in maintaining a working atmosphere in the media room, at courtside and in the locker room areas. During postgame interviews, preference for obtaining players and coaches will be given to game broadcast crews conducting live postgame shows, newspapers writing on deadline and television stations conducting live reports.

### TIMBERWOLVES TRAVELING MEDIA



**Jerry Zgoda**  
Minneapolis Star Tribune, Beat Writer



**Alan Horton**  
Radio Play-by-Play



**Trevor Fleck**  
Television Coordinating Producer



**Dave Dittman**  
Television Director



**Chris Withers**  
Television Producer



**Vanessa Lambert**  
Television Producer



## TV BROADCAST TEAM



**DAVE BENZ**  
Television Play-By-Play  
Announcer

Emmy award winning play-by-play man Dave Benz begins his fifth season as Timberwolves television play-by-play announcer. Benz will once again pair with television analyst Jim Petersen for 75 telecasts this season, all on the exclusive home of the Wolves, Fox Sports North.

Benz, a graduate of Oswego State University (Oswego, NY) brings a wealth of experience and versatility to Minnesota with over 20 years in the sports industry. His television and radio play-by-play experience includes his recent work covering the 2016 Summer Olympics for NBC where his duties included Fencing, Synchronized Swimming and the Modern Pentathlon. His play-by-play work of more traditional sports includes men's and women's college basketball broadcasts spanning a number of major D1 conferences for FOX Sports, the mtn. and Comcast Sportsnet. He has also been behind the mic for Major League Baseball Cactus League games as well as Arena Football League and CHSAA High School football games.

Prior to his time in the Twin Cities, Benz lived in the San Francisco Bay Area where he worked as host, anchor and reporter for Comcast Sportsnet Bay Area. There he had the opportunity to cover the Giants 2010 World Series title and the 49ers run to the NFC Championship game as a pre and postgame show host. His lengthy career has afforded him the opportunity to regularly cover a number of NBA teams, including roles as pre and postgame host for the Miami Heat, Dallas Mavericks, Houston Rockets, San Antonio Spurs and Golden State Warriors. He has also covered the Indiana Pacers, Milwaukee Bucks, Washington Wizards and Denver Nuggets.

Benz and his wife Sacha have one child, Brendan, who is eight.



**JIM PETERSEN**  
Television Analyst

Jim Petersen returns for his 19th season on the Wolves' broadcast team. Partnered with Benz, Petersen brings the experience of an eight-year NBA playing career to his analysis.

A St. Louis Park native, Petersen was named Minnesota's Mr. Basketball in 1980 and was the first McDonald's All-American from Minnesota. He went on to be a four-year letter winner at the University of Minnesota and was a member of the Gophers' 1982 Big Ten Championship team.

Petersen was selected 51st overall by the Houston Rockets in the 1984 NBA draft. He played forward and center for the Rockets, Sacramento Kings and Golden State Warriors before retiring in 1992.

After leaving the NBA, Petersen worked for the NBA Players Association in their player programs division, facilitating seminars in NBA locker rooms on topics such as AIDS awareness, substance abuse and career/financial planning for life after basketball. In 2009, Petersen also joined the coaching staff of the WNBA's Minnesota Lynx as an assistant coach and was named associate head coach prior to the 2016 season. During his tenure with the Lynx, the squad has won three WNBA titles: 2011, 2013 and 2015.

Petersen currently resides in Wayzata along with his wife Tika. Their son, Sanjay, is a two-time captain for Chris Collins' varsity basketball team at Northwestern University and is entering his red shirt senior season.



**MARNEY GELLNER**  
Sideline Reporter

Marney Gellner returns to the sidelines this year as the Wolves sideline reporter for Fox Sports North.

Gellner joined FOX Sports North in October 2002, and has served in various roles, including sideline reporter for the Twins and Timberwolves, and pre- and post-game show host for an assortment of different Minnesota teams. She also serves as the play-by-play voice for Minnesota Lynx games on FOX Sports North.

Gellner started her career as a weekend sports anchor/sports reporter for KXMB-TV in Bismarck, ND in 1996. She held the same position at WDAZ-TV in Grand Forks, ND from 1997-99, and at WISC-TV in Madison, WI from 1999-2002.

Gellner is a North Dakota native who graduated from Bishop Ryan High School in 1992, and the University of Mary in 1996, as well as earning a Masters Degree in Communications from North Dakota State in 2012. Gellner lives in Carver, MN with her husband Matt, son Grady and daughter Finley.



The Minnesota Timberwolves and FOX Sports North announced a 75-game telecast for the 2016-17 regular season, as well as broadcasting two preseason games.

All games shown on FOX Sports North also will be streamed live on FOX Sports GO. FOX Sports GO is available to customers of participating pay-TV providers on iOS, Android, Fire tablets and Fire phones, Amazon Fire TV and Fire TV Stick, select Windows devices and online at FOXSportsGO.com. Fans can download the mobile app for free from the iTunes App Store, Google Play, Amazon App Store and Windows Store.

Broadcasts will include play-by-play announcer Dave Benz, color analyst Jim Petersen and reporter Marney Gellner. Tom Hanneman will host Wolves Live before and after every game featuring analysis from Kevin Lynch and Quincy Lewis.

The regional sports network debuts a special season preview edition of "Wolves Weekly" on Wednesday, Oct. 19. "Track the Pack" also returns this season premiering Wednesday, Nov. 9.

FOX Sports North's 75-game schedule includes nine telecasts on FOX Sports North PLUS.

FOX Sports North reaches more than 2 million homes throughout Minnesota, Wisconsin, Iowa and North and South Dakota and telecasts nearly 2,600 hours of locally produced programming per year.





## RADIO BROADCAST TEAM



**ALAN HORTON**  
Radio Play-By-Play Announcer

Alan Horton enters his 10th season as the play-by-play announcer for the Minnesota Timberwolves. Horton will call every Wolves game this season on the team's radio home, WCCO-AM 830. Horton served as the Voice of the Minnesota Lynx for seven years including their run to the 2011 and 2013 WNBA Titles.

He came to the Timberwolves and Lynx after spending the 2007 WNBA season calling Seattle Storm games for Seattle radio, as well as serving as the executive producer of the Seattle SuperSonics radio network.

A native of Massachusetts, Horton spent 10 years in Southern California as a sports broadcaster on both radio and television. In addition to his time with the Storm, his play-by-play experience includes the San Diego Padres, San Diego State University football, men's and women's basketball and baseball, as well as high school football and basketball.

Horton lives in Minneapolis with his wife, Amy, and their two children.



**JOHN FOCKE**  
Executive Producer/Studio Host

John Focke joined the Minnesota Timberwolves as executive producer and studio host prior to the 2007-08 season. Prior to joining the Timberwolves and Lynx, Focke was the voice of Northern Michigan University hockey as well as the host of the University's football and basketball pregame, half-time and post game shows, in addition to providing color commentary for the games.

In addition to his duties as executive producer/studio host for both the Wolves and Lynx, Focke also serves as the radio play-by-play voice for the Lynx throughout the summer.

A native of St. Paul, Focke graduated from Ohio University in 2002 before starting his career as a sports director at KATE Radio in Albert Lea where he called play-by-play for the local high school and covered the Wolves, Twins, Vikings, Wild and Gophers. Focke also spent a year with the Minnesota Wild as a part time producer with their Radio Network.

Focke and his wife, Ali, live in Minneapolis.



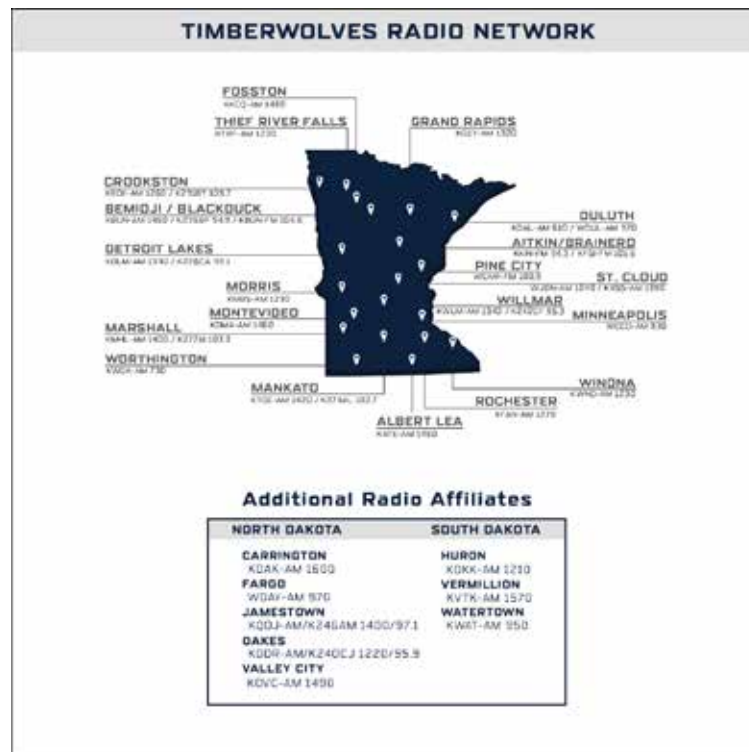
**ALFONSO FERNANDEZ**  
Spanish Radio Play-By-Play

Alfonso Fernandez serves as the Spanish play-by-play announcer for select home games. Fernandez has a familiar voice in the market, as he also broadcasts in Spanish for the National Football League's Minnesota Vikings and Major League Baseball's Minnesota Twins.

Prior to joining the Wolves' broadcast team, Fernandez called the action for the Los Angeles Lakers (1988-89 through 1989-90), Los Angeles Clippers (1993-94 through 1994-95) and the NFL's Los Angeles Rams (1987 through 1991).

A native of Guadalajara, Mexico, Fernandez graduated from the Columbia School of Broadcasting in Hollywood, Calif. He spent 21 years broadcasting in Southern California and has been on the air for nearly 30 years overall. When he is not behind the microphone at major sporting events, Fernandez is a missionary traveling around the United States and Mexico preaching to and helping people with alcohol-related problems.

Fernandez resides in Eagan, Minn., along with his wife, Rosalia, and their children Angela and Jared.



## TIMBERWOLVES RADIO NETWORK

**WCCO**  
**NEWS RADIO**  
**830**

# ***2015-16 REVIEW***

MINNESOTA TIMBERWOLVES

**POWER  
OF THE PACK**





## 2015-16: 29-53



**BACK ROW (L-R):** Coaching Intern Gary Trent, Player Development Assistant and Player Development Video Coordinator Vince Legarza, Adreian Payne, Nemanja Bjelica, Gorgui Dieng, Karl-Anthony Towns, Kevin Garnett, Nikola Pekovic, Greg Smith, Damjan Rudež, Director of Athletic Therapy Mark Kyger

**MIDDLE ROW (L-R):** Director of Sports Performance Koichi Sato, Manager of Team Travel/Facility Coordinator Bill Hohenecker, Head Video Coordinator Sam Newman-Beck, Assistant Athletic Trainer/Assistant of Sports Performance Dave Crewe, Ricky Rubio, Shabazz Muhammad, Tayshaun Prince, Andrew Wiggins, Zach LaVine, Tyus Jones, Assistant Athletic Trainer/Assistant of Sports Performance Brice Long, Head Athletic Trainer Gregg Farnam, Director of Security Bob Goedderz

**FRONT ROW (L-R):** Vice President of Sports Performance Arnie Kander, Assistant Coach David Adelman, Assistant Coach Sid Lowe, Interim Head Coach Sam Mitchell, Owner Glen Taylor, General Manager Milt Newton, Assistant Coach Ryan Saunders, Assistant Coach Bryan Gates

PLAYER	G-GS	MIN	FG	FGA	PCT	FG	FGA	PCT	FT	FTA	PCT	OFF	DEF	TOT	AST	PF	STL	BLK	PTS	AVG
Wiggins	81-81	2845	594	1294	.459	57	190	.300	430	565	.761	106	186	292	164	165	78	46	1675	20.7
Towns	82-82	2627	625	1153	.542	30	88	.341	223	275	.811	228	629	857	161	245	58	138	1503	18.3
LaVine	82-33	2294	433	959	.452	123	316	.389	161	203	.793	27	201	228	251	193	69	17	1150	14.0
Martin	39-12	834	126	334	.377	38	103	.369	125	142	.880	10	71	81	46	68	17	1	415	10.6
Muhammad	82-0	1682	317	681	.465	44	152	.289	185	242	.764	100	167	267	52	94	24	7	863	10.5
Dieng	82-39	2220	308	579	.532	6	20	.300	205	248	.827	157	428	585	143	219	94	96	827	10.1
Rubio	76-76	2323	219	586	.374	62	190	.326	266	314	.847	40	286	326	657	201	162	10	766	10.1
Bjelica	60-0	1075	110	235	.468	48	125	.384	40	55	.727	49	161	210	83	154	26	21	308	5.1
Pekovic	12-3	156	19	50	.380	0	0	---	16	20	.800	7	14	21	11	22	1	0	54	4.5
Jones	37-0	573	56	156	.359	16	53	.302	28	39	.718	7	40	47	108	33	31	3	156	4.2
Miller	26-0	280	36	58	.621	1	4	.250	15	19	.789	6	18	24	58	32	9	0	88	3.4
Garnett	38-38	556	54	115	.470	0	1	.000	14	21	.667	15	135	150	62	70	28	10	122	3.2
Prince	77-44	1462	102	229	.445	4	23	.174	13	19	.684	32	115	147	74	62	36	13	221	2.9
Payne	52-2	486	53	145	.366	9	32	.281	17	26	.654	20	91	111	29	77	16	11	132	2.5
Smith	18-0	192	18	32	.563	0	0	---	7	17	.412	12	30	42	6	28	4	1	43	2.4
Rudež	33-0	277	25	62	.403	17	50	.340	8	8	1.000	5	15	20	11	33	3	1	75	2.3
<b>TIMBERWOLVES</b>	<b>82</b>	<b>19880</b>	<b>3095</b>	<b>6668</b>	<b>.464</b>	<b>455</b>	<b>1347</b>	<b>.338</b>	<b>1753</b>	<b>2213</b>	<b>.792</b>	<b>821</b>	<b>2587</b>	<b>3408</b>	<b>1916</b>	<b>1696</b>	<b>656</b>	<b>375</b>	<b>8398</b>	<b>102.4</b>
<b>OPPONENTS</b>	<b>82</b>	<b>19880</b>	<b>3276</b>	<b>6962</b>	<b>.471</b>	<b>742</b>	<b>2089</b>	<b>.355</b>	<b>1394</b>	<b>1842</b>	<b>.757</b>	<b>877</b>	<b>2558</b>	<b>3435</b>	<b>1857</b>	<b>1768</b>	<b>638</b>	<b>427</b>	<b>8688</b>	<b>106.0</b>





## 2015-16 SCHEDULE & RESULTS

G#	DATE	OPPONENT	WOLVES/OPP	W-L	HIGH POINTS	HIGH REBOUNDS	ATTENDANCE	G#	DATE	OPPONENT	WOLVES/OPP	W-L	HIGH POINTS	HIGH REBOUNDS	ATTENDANCE
1	Oct 28	@L.A. Lakers	W 112-111	1-0	Rubio-28	Towns-12	18,997	42	Jan 17	PHOENIX	W 117-87	13-29	Rubio/Wiggins-18	Muhammad/Towns-8	14,330
2	Oct 30	@Denver	W 95-78	2-0	Towns-28	Towns-14	17,660	43	Jan 19	@New Orleans	L 99-114	13-30	Wiggins-21	Towns-13	14,255
3	Nov 2	PORTLAND	L 101-106	2-1	Martin-24	Bjelica/Rubio-9	18,903	44	Jan 20	@Dallas	L 94-106 (OT)	13-31	Towns-27	Towns-17	19,621
4	Nov 5	MIAMI	L 84-96	2-2	Martin/Muhammad-14	Bjelica-7	11,794	45	Jan 23	MEMPHIS	W 106-101	14-31	Muhammad-25	Towns-9	15,608
5	Nov 7	@Chicago	W 102-93 (OT)	3-2	Wiggins-31	Towns-13	21,988	46	Jan 25	@Cleveland	L 107-114	14-32	Towns-26	Towns-11	20,562
6	Nov 9	@Atlanta	W 117-107	4-2	Wiggins-33	Towns-12	12,016	47	Jan 27	OKLAHOMA CITY	L 123-126	14-33	LaVine-35	Towns-13	13,337
7	Nov 10	CHARLOTTE	L 95-104	4-3	LaVine-20	Towns-13	14,722	48	Jan 29	@Utah	L 90-103	14-34	Towns-32	Dieng-15	18,850
8	Nov 12	GOLDEN STATE	L 116-129	4-4	Wiggins-19	Towns-11	16,130	49	Jan 31	@Portland	L 93-96	14-35	Towns-21	Towns-13	19,393
9	Nov 13	@Indiana	L 103-107	4-5	LaVine/Wiggins-26	Towns-9	16,797	50	Feb 2	@L.A. Lakers	L 115-119	14-36	Wiggins-30	Towns-10	18,997
10	Nov 15	MEMPHIS	L 106-114	4-6	LaVine-25	Towns-9	12,086	51	Feb 3	@L.A. Clippers	W 108-102	15-36	Wiggins-31	Towns-12	19,060
11	Nov 17	@Miami	W 103-91	5-6	Wiggins-24	Towns-14	19,600	52	Feb 6	CHICAGO	W 112-105	16-36	Towns-26	Towns-17	17,876
12	Nov 18	@Orlando	L 101-104 (OT)	5-7	Wiggins-28	Rubio/Towns-12	16,048	53	Feb 8	NEW ORLEANS	L 102-116	16-37	Towns-19	Dieng/Towns-12	11,926
13	Nov 20	DETROIT	L 86-96	5-8	Wiggins-21	Martin/Towns-7	13,445	54	Feb 10	TORONTO	W 117-112	17-37	Towns-35	Towns-11	11,171
14	Nov 23	PHILADELPHIA	W 100-95	6-8	Wiggins-32	Garnett-10	11,382	55	Feb 19	@Memphis	L 104-109	17-38	LaVine-22	Towns-15	18,119
15	Nov 25	ATLANTA	W 99-95	7-8	LaVine-18	Dieng-11	14,289	56	Feb 20	NEW YORK	L 95-103	17-39	Towns/Wiggins-24	Towns-8	16,663
16	Nov 27	@Sacramento	W 101-91	8-8	Wiggins-22	Dieng/LaVine/Towns-8	17,317	57	Feb 22	BOSTON	W 124-122	18-39	Towns-28	Towns-13	11,639
17	Nov 29	@L.A. Clippers	L 99-107	8-9	Wiggins-21	Dieng-10	19,060	58	Feb 24	@Toronto	L 105-114	18-40	Wiggins-26	Dieng-8	19,800
18	Dec 1	ORLANDO	L 93-96	8-10	Wiggins-27	Bjelica/Garnett-8	10,694	59	Feb 27	@New Orleans	W 112-110	19-40	Towns-30	Towns-15	17,338
19	Dec 5	PORTLAND	L 103-109	8-11	Towns-27	Towns-12	16,203	60	Feb 28	@Dallas	L 101-128	19-41	Muhammad-24	Towns-11	20,289
20	Dec 7	L.A. CLIPPERS	L 106-110	8-12	LaVine-21	Muhammad-9	11,467	61	Mar 2	WASHINGTON	L 98-104	19-42	Rubio-22	Towns-15	11,307
21	Dec 9	L.A. LAKERS	W 123-122 (OT)	9-12	Martin-37	Towns-14	18,076	62	Mar 4	@Milwaukee	L 101-116	19-43	Towns-21	Dieng-9	16,366
22	Dec 11	@Denver	L 108-111 (OT)	9-13	Martin/Wiggins-22	Towns-9	12,533	63	Mar 5	BROOKLYN	W 132-118	20-43	Towns-28	Rubio-7	15,987
23	Dec 13	@Phoenix	L 101-108	9-14	LaVine-28	Bjelica/Towns-6	16,919	64	Mar 7	@Charlotte	L 103-108	20-44	Towns-28	Towns-14	15,912
24	Dec 15	DENVER	L 100-112	9-15	Wiggins-23	Dieng-9	11,323	65	Mar 8	SAN ANTONIO	L 91-116	20-45	Wiggins-23	Towns-9	14,093
25	Dec 16	@New York	L 102-107	9-16	Towns-25	Towns-11	19,812	66	Mar 11	@Oklahoma City	W 99-96	21-45	Dieng-25	Towns-12	18,203
26	Dec 18	SACRAMENTO	W 99-95	10-16	Wiggins-32	Dieng-11	12,770	67	Mar 14	@Phoenix	L 104-107	21-46	LaVine-28	Towns-10	17,480
27	Dec 20	@Brooklyn	W 100-85	11-16	Towns-24	Dieng/Towns-10	14,552	68	Mar 16	@Memphis	W 114-108	22-46	LaVine-28	Towns-10	16,588
28	Dec 21	@Boston	L 99-113	11-17	Wiggins-26	Towns-16	18,624	69	Mar 18	@Houston	L 111-116	22-47	Towns-32	Towns-11	18,142
29	Dec 23	SAN ANTONIO	L 83-108	11-18	LaVine-17	Towns-11	16,788	70	Mar 21	GOLDEN STATE	L 104-109	22-48	Wiggins-25	Towns-11	19,452
30	Dec 26	INDIANA	L 88-102	11-19	Towns-24	Towns-8	15,076	71	Mar 23	SACRAMENTO	W 113-104	23-48	Towns-26	Dieng-12	12,151
31	Dec 28	@San Antonio	L 95-101	11-20	Wiggins-18	Towns-12	18,493	72	Mar 25	@Washington	W 132-129 (2OT)	24-48	Towns-27	Towns-10	20,356
32	Dec 30	UTAH	W 94-80	12-20	Towns-25	Towns-10	14,326	73	Mar 26	UTAH	L 84-93	24-49	Rubio-23	Towns-11	14,694
33	Dec 31	@Detroit	L 90-115	12-21	Towns-22	Towns-9	15,475	74	Mar 28	PHOENIX	W 121-116	25-49	Wiggins-32	Towns-10	11,141
34	Jan 2	MILWAUKEE	L 85-95	12-22	Wiggins-19	Towns-10	14,107	75	Mar 30	L.A. CLIPPERS	L 79-99	25-50	Towns-16	Towns-11	12,252
35	Jan 4	@Philadelphia	L 99-109	12-23	Muhammad-20	Dieng-8	14,013	76	Apr 1	@Utah	L 85-98	25-51	Wiggins-24	Towns-11	19,911
36	Jan 6	DENVER	L 74-78	12-24	Towns-14	Towns-14	12,059	77	Apr 3	DALLAS	L 78-88	25-52	Wiggins-30	Towns-21	16,117
37	Jan 8	CLEVELAND	L 99-125	12-25	Wiggins-35	Dieng/Towns-6	16,768	78	Apr 5	@Golden State	W 124-117 (OT)	26-52	Muhammad-35	Towns-12	19,596
38	Jan 10	DALLAS	L 87-93	12-26	Wiggins-21	Rubio/Wiggins-7	14,363	79	Apr 7	@Sacramento	W 105-97	27-52	Bjelica/Dieng/LaVine-18	Dieng-13	17,317
39	Jan 12	OKLAHOMA CITY	L 96-101	12-27	Wiggins-22	Towns-10	14,791	80	Apr 9	@Portland	W 106-105	28-52	Towns-27	Bjelica-10	19,733
40	Jan 13	@Houston	L 104-107	12-28	Wiggins-28	Towns-16	17,115	81	Apr 11	HOUSTON	L 105-129	28-53	Muhammad-23	Bjelica-14	14,983
41	Jan 15	@Oklahoma City	L 93-113	12-29	Wiggins-25	Towns-12	18,203	82	Apr 13	NEW ORLEANS	W 144-109	29-53	Muhammad/Towns-28	Towns-14	14,889



## 2015-16 SEASON SUMMARY

### WOLVES VS. THE NBA IN 2015-16

	RECORD	HOME	ROAD	OT
OVERALL	29-53	14-27	15-26	4-3
Atlantic	5-5	4-1	1-4	
Central	2-8	1-4	1-4	
Southeast	4-6	1-4	3-2	1-1
EASTERN	11-19	6-9	5-10	2-1
Southwest	4-14	2-7	2-7	0-1
Northwest	4-12	1-7	3-5	0-1
Pacific	10-8	5-4	5-4	2-0
WESTERN	18-34	8-18	10-16	2-2

### TEAM WINNING & LOSING STREAKS

	OVERALL	HOME	ROAD
LONG:	Win-1 Win-3 Loss-9	Win-1 Win-2 Loss-6	Win-3 Win-4 Loss-12
LAST:	Win-04/13 vs. New Orleans, 144-109 Loss-04/11 vs. Houston, 105-129	Win-04/13 vs. New Orleans, 144-109 Loss-04/11 vs. Houston, 105-129	Win-04/09 at Portland, 106-105 Loss-04/01 at Utah, 85-98

	WON	LOST	OFFENSE	VS OPP	HOME ATTENDANCE
OCT.	2	0	100+ 24-25	If Opp W/L to date:	41 Games
NOV.	6	9	100< 5-28	.500+ 14-29	581,178 Total
DEC.	4	12		.500- 14-24	14,175 Average
JAN.	2	14	DEFENSE		19,452 High
FEB.	5	6	100+ 17-42		1 Sellout
MAR.	6	9	100< 12-11		
APR.	4	3			

### WOLVES MARGINS OF VICTORY/DEFEAT

MARGINS	1	2	3	4	5	6	7	8	9	10	11	12	13	14	15	16	17	18	19	20	21	22	23	24	25	26	27	28	29	30	31	32	33	34	35	36	37	38	39	40	41	42	43	44	45	46+
Won By:	3	2	2	2	4	2	2	1	2	2		1		2	1		1													1					1											
Lost By:			7	4	7	4	2	3	3	4		3	3	3	2					2					1	3	1	1																		

AT START OF:	OVERALL	HOME	ROAD	FG%	OVERALL	HOME	ROAD
2ND-	AHEAD: 18-20	10-9	8-11	-44%	6-29	1-18	5-11
	BEHIND: 10-29	4-15	6-14	45-49%	9-17	5-7	4-10
	TIED: 1-4	0-3	1-1	50-54%	8-5	4-1	4-4
3RD-	AHEAD: 19-14	11-7	8-7	55-59%	4-2	2-1	2-1
	BEHIND: 9-37	3-19	6-18	+60%	2-0	2-0	0-0
	TIED: 1-2	0-1	1-1				
4TH-	AHEAD: 19-10	11-4	8-6				
	BEHIND: 9-42	2-22	7-20				
	TIED: 1-1	1-1	0-0				



## 2015-16 TEAM NOTES

### STARTING LINEUPS

GAME #S	FORWARD	FORWARD	CENTER	GUARD	GUARD	REC
1-6,11,13,26-27,29-32,34-39,41-43,45	Prince	Garnett	Towns	Rubio	Wiggins	10-14
7	Prince	Payne	Towns	LaVine	Martin	0-1
8-10	Prince	Garnett	Towns	LaVine	Wiggins	0-3
12	Prince	Payne	Towns	Rubio	Wiggins	0-1
14-15,18-24	Wiggins	Garnett	Towns	Rubio	Martin	3-6
16-17	Wiggins	Garnett	Towns	LaVine	Martin	1-1
25,28,33,47-53,56,58	Prince	Dieng	Towns	Rubio	Wiggins	2-10
40,44,46	Prince	Towns	Pekovic	Rubio	Wiggins	0-3
54-55,57,59-82	Wiggins	Dieng	Towns	Rubio	LaVine	13-14

### GAME LEADERS

PLAYER	TIMES LED TEAM			DOUBLE FIGURES					DOUBLE-DOUBLES		
	PTS	REB	AST	10+ PTS	20+ PTS	30+ PTS	10+ REB	10+ AST	PT/REB	PT/AST	REB/AST
Nemanja Bjelica	1	6	1	14	0	0	3	0	3	0	0
Gorgui Dieng	2	15	2	43	7	0	19	0	15	0	0
Kevin Garnett	0	2	1	1	0	0	1	0	0	0	0
Tyus Jones	0	0	4	2	0	0	0	1	0	0	0
Zach LaVine	12	1	9	60	19	1	0	0	0	0	0
Shabazz Muhammad	7	2	1	44	9	1	0	0	0	0	0
Adreian Payne	0	0	1	1	0	0	0	0	0	0	0
Nikola Peković	0	0	0	2	0	0	0	0	0	0	0
Tayshaun Prince	0	0	0	1	0	0	0	0	0	0	0
Ricky Rubio	4	4	65	35	4	0	2	30	0	12	2
Damjan Rudež	0	0	0	2	0	0	0	0	0	0	0
Greg Smith	0	0	0	0	0	0	0	0	0	0	0
Karl-Anthony Towns	27	63	2	73	32	4	53	0	51	0	0
Andrew Wiggins	33	1	2	77	48	10	1	0	1	0	0
Kevin Martin	4	1	1	20	5	1	0	0	0	0	0
Andre Miller	0	0	4	4	0	0	0	0	0	0	0

### BY THE NUMBERS: The Wolves were...

**24-25** when scoring 100+ points  
**5-28** when scoring less than 100  
**24-25** when shooting 45%+  
**5-28** when shooting less than 45%  
**26-12** when outshooting their foe or even  
**3-41** when being outshot  
**14-18** when committing <15 TOs  
**15-35** when committing 15+ TOs  
**20-11** when leading or tied after 3 quarters  
**9-42** when trailing after 3 quarters

**17-42** when allowing 100+ points  
**12-11** when allowing less than 100  
**15-40** when allowing 45%+  
**14-13** when allowing less than 45%  
**20-23** when outrebounding their foe or tied  
**9-30** when being outrebounded  
**19-27** when forcing 15+ TOs  
**10-26** when forcing <15 TOs  
**9-23** in games decided by 10+ points  
**20-30** in games decided by <10 points



## 2015-16 GAME-BY-GAME STATS

DATE	OPPONENT	FG-FGA	FG%	3P-3PA	3P%	FT-FTA	FT%	OR	DR	TR	AST	PF	STL	TO	BLK	PTS	DATE	OPPONENT	FG-FGA	FG%	3P-3PA	3P%	FT-FTA	FT%	OR	DR	TR	AST	PF	STL	TO	BLK	PTS															
O28	@ L.A. Lakers	38-83	.458	5-20	.250	31-37	.838	6	33	39	24	26	3	8	4	112	J19	@ New Orleans	36-76	.474	3-14	.214	24-31	.774	12	27	39	18	21	10	16	7	99															
O30	@ Denver	30-71	.423	2-11	.182	33-41	.805	7	42	49	18	24	7	18	6	95	J20	@ Dallas	40-91	.440	5-23	.217	9-11	.818	10	42	52	26	21	4	17	9	94															
N2	PORTLAND	34-79	.430	3-13	.231	30-39	.769	8	33	41	22	22	10	15	4	101	J23	MEMPHIS	34-68	.500	5-17	.294	33-36	.917	8	30	38	26	21	7	16	5	106															
N5	MIAMI	30-85	.353	4-12	.333	20-22	.909	10	34	44	16	27	7	16	6	84	J25	@ Cleveland	41-84	.488	4-16	.250	21-23	.913	8	30	38	28	24	10	11	2	107															
N7	@ Chicago	39-96	.406	7-16	.438	17-27	.630	14	44	58	26	23	8	15	7	102	J27	OKLAHOMA CITY	50-90	.556	5-14	.357	18-28	.643	12	23	35	31	16	6	9	4	123															
N9	@ Atlanta	46-80	.575	7-15	.467	18-22	.818	8	32	40	27	18	10	19	5	117	J29	@ Utah	35-75	.467	2-10	.200	18-26	.692	13	25	38	17	13	9	15	2	90															
N10	CHARLOTTE	36-80	.450	9-19	.474	14-19	.737	10	38	48	25	21	6	22	4	95	J31	@ Portland	35-80	.438	4-16	.250	19-28	.679	15	34	49	20	23	10	17	4	93															
N12	GOLDEN STATE	43-87	.494	3-9	.333	27-36	.750	15	32	47	21	18	4	13	1	116	F2	@ L.A. Lakers	46-80	.575	4-17	.235	19-25	.760	8	25	33	36	21	6	15	4	115															
N13	@ Indiana	42-83	.506	7-20	.350	12-13	.923	8	31	39	16	19	5	16	0	103	F3	@ L.A. Clippers	39-77	.506	8-17	.471	22-26	.846	10	32	42	24	6	16	3	108																
N15	MEMPHIS	41-82	.500	5-16	.313	19-21	.905	9	24	33	20	24	10	12	2	106	F6	CHICAGO	45-87	.517	1-12	.083	21-22	.955	14	31	45	24	15	7	9	4	112															
N17	@ Miami	36-97	.371	4-21	.190	27-35	.771	15	39	54	14	26	12	8	5	103	F8	NEW ORLEANS	36-81	.444	2-12	.167	28-35	.800	11	39	50	24	23	0	12	9	102															
N18	@ Orlando	36-85	.424	4-18	.222	25-30	.833	11	46	57	21	23	4	16	13	101	F10	TORONTO	35-76	.461	4-14	.286	43-53	.811	12	33	45	22	21	5	7	6	117															
N20	DETROIT	33-77	.429	3-13	.231	17-25	.680	6	34	40	17	19	7	17	4	86	F19	@ Memphis	31-75	.413	11-26	.423	31-31	1.000	11	31	42	25	25	7	22	6	104															
N23	PHILADELPHIA	36-78	.462	3-12	.250	25-27	.926	8	33	41	20	25	8	17	7	100	F20	NEW YORK	36-84	.429	5-12	.417	18-25	.720	7	24	31	24	11	9	7	6	95															
N25	ATLANTA	34-82	.415	9-21	.429	22-29	.759	7	38	45	22	23	9	13	4	99	F22	BOSTON	43-83	.518	8-15	.533	30-40	.750	15	36	51	24	17	5	17	6	124															
N27	@ Sacramento	37-77	.481	9-25	.360	18-19	.947	12	34	46	20	19	4	18	3	101	F24	@ Toronto	37-74	.500	6-10	.600	25-33	.758	11	25	36	25	22	8	17	4	105															
N29	@ L.A. Clippers	37-82	.451	8-16	.500	17-21	.810	7	32	39	21	27	7	15	3	99	F27	@ New Orleans	42-84	.500	5-15	.333	23-30	.767	7	37	44	28	21	9	12	5	112															
D1	ORLANDO	29-77	.377	4-19	.211	31-38	.816	12	34	46	14	20	7	15	11	93	F28	@ Dallas	34-90	.378	7-23	.304	26-37	.703	23	30	53	19	17	5	15	3	101															
D5	PORTLAND	38-83	.458	5-15	.333	22-26	.846	13	32	45	24	24	3	14	4	103	M2	WASHINGTON	32-75	.427	5-14	.357	29-34	.853	9	36	45	17	20	8	19	2	98															
D7	L.A. CLIPPERS	36-82	.439	7-18	.389	27-35	.771	11	35	46	18	29	10	18	3	106	M4	@ Milwaukee	42-87	.483	7-22	.318	10-14	.714	15	28	43	25	22	9	26	5	101															
D9	L.A. LAKERS	46-93	.495	7-19	.368	24-31	.774	14	33	47	30	20	4	15	4	123	M5	BROOKLYN	52-76	.684	10-18	.556	18-22	.818	4	26	30	36	26	8	12	8	132															
D11	@ Denver	38-87	.437	7-19	.368	25-29	.862	8	35	43	22	27	5	10	8	108	M7	@ Charlotte	39-80	.488	4-15	.267	21-24	.875	5	38	43	22	19	10	16	6	103															
D13	@ Phoenix	33-73	.452	8-19	.421	27-34	.794	9	29	38	22	26	7	25	4	101	M8	SAN ANTONIO	36-79	.456	4-15	.267	15-19	.789	7	28	35	18	17	5	15	2	91															
D15	DENVER	36-77	.468	4-10	.400	24-31	.774	10	21	31	21	24	6	10	6	100	M11	@ Oklahoma City	37-86	.430	7-21	.333	18-21	.857	6	31	37	22	23	12	12	7	99															
D16	@ New York	42-101	.416	4-21	.190	14-14	1.000	16	34	50	21	23	12	8	2	102	M14	@ Phoenix	37-84	.440	4-16	.250	26-30	.867	6	30	36	25	20	13	16	4	104															
D18	SACRAMENTO	39-82	.476	6-18	.333	15-16	.938	14	35	49	25	19	2	18	6	99	M16	@ Memphis	40-71	.563	10-21	.476	24-31	.774	7	26	33	31	20	5	14	8	114															
D20	@ Brooklyn	38-80	.475	3-12	.250	21-24	.875	7	39	46	29	21	12	14	5	100	M18	@ Houston	43-85	.506	6-16	.375	19-24	.792	11	24	35	30	14	14	12	4	111															
D21	@ Boston	36-79	.456	2-13	.154	25-32	.781	6	30	36	20	19	9	13	6	99	M21	GOLDEN STATE	36-82	.439	7-19	.368	25-30	.833	10	27	37	26	20	8	18	5	104															
D23	SAN ANTONIO	30-72	.417	3-10	.300	20-25	.800	8	23	31	19	17	5	14	2	83	M23	SACRAMENTO	45-80	.563	5-13	.385	18-32	.563	9	34	43	29	18	8	18	6	113															
D26	INDIANA	35-75	.467	4-12	.333	14-18	.778	9	24	33	22	16	14	22	2	88	M25	@ Washington	51-96	.531	8-26	.308	22-22	1.000	8	34	42	33	22	9	14	2	132															
D28	@ San Antonio	39-82	.476	3-11	.273	14-24	.583	6	26	32	25	29	12	15	4	95	M26	UTAH	32-84	.381	4-11	.364	16-19	.842	9	32	41	18	13	9	10	4	84															
D30	UTAH	36-77	.468	5-10	.500	17-27	.630	13	34	47	27	16	13	12	3	94	M28	PHOENIX	41-81	.506	7-26	.269	32-40	.800	11	30	41	22	18	10	18	3	121															
D31	@ Detroit	35-86	.407	5-14	.357	15-19	.789	6	30	36	22	24	9	16	3	90	M30	L.A. CLIPPERS	30-87	.345	8-23	.348	11-17	.647	14	39	53	20	15	2	16	1	79															
J4	MILWAUKEE	33-84	.393	3-14	.214	16-24	.667	16	31	47	19	18	10	16	6	85	A1	@ Utah	35-79	.443	9-23	.391	6-10	.600	10	24	34	25	20	11	15	1	85															
J2	@ Philadelphia	39-73	.534	2-5	.400	19-24	.792	6	21	27	26	18	11	17	4	99	A3	DALLAS	29-71	.408	4-21	.190	16-18	.889	6	35	41	20	18	8	18	4	78															
J6	DENVER	28-73	.384	3-11	.273	15-20	.750	8	32	40	23	19	5	11	5	74	A5	@ Golden State	44-86	.512	8-17	.471	28-36	.778	6	34	40	30	15	14	18	6	124															
J8	CLEVELAND	36-79	.456	7-16	.438	20-26	.769	7	26	33	24	21	8	13	2	99	A7	@ Sacramento	36-80	.450	11-21	.524	22-31	.710	13	30	43	25	17	11	16	4	105															
J10	DALLAS	33-79	.418	4-16	.250	17-22	.773	11	27	38	23	25	8	17	2	87	A9	@ Portland	41-84	.488	5-13	.385	19-25	.760	13	24	37	24	18	8	11	7	106															
J12	OKLAHOMA CITY	36-81	.444	7-18	.389	17-23	.739	11	34	45	22	15	7	18	6	96	A11	HOUSTON	38-83	.458	5-21	.238	24-33	.727	10	30	40	25	20	12	14	3	105															
J13	@ Houston	36-78	.462	8-17	.471	24-30	.800	14	29	43	25	27	11	21	1	104	A13	NEW ORLEANS	56-86	.651	13-28	.464	19-23	.826	5	38	43	41	20	14	13	8	144															
J15	@ Oklahoma City	34-85	.400	5-12	.417	20-23	.870	16	29	45	15	19	3	13	2	93																																
J17	PHOENIX	39-69	.565	7-18	.389	32-40	.800	8	33	41	23	25	11	17	7	117	SEASON TOTALS		3095-6668				455-1347		.338		1753-2213		.792		821		2587		3408		1916		1696		656		1231		375		8398	
																	SEASON AVERAGES		37.7-81.3		5.5-16.4				21.4-27.0				10.0		31.5		41.6		23.4		20.7		8.0		15.0		4.6		102.4			



## 2015-16 SEASON SUPERLATIVES

### WOLVES INDIVIDUAL HIGHS

Points	37	Kevin Martin vs. L.A. Lakers (12/9/15) OT
Field Goals Made	15	Andrew Wiggins at Atlanta (11/9/15)
Field Goals Attempted	27	Andrew Wiggins at Chicago (11/7/15) OT;
		Kevin Martin vs. L.A. Lakers (12/9/15) OT
Field Goal Percentage (Min. 10 FGM)	.824	(14-17) Zach LaVine vs. Oklahoma City (1/27/16)
3-Point Field Goals Made	6	Kevin Martin vs. L.A. Lakers (12/9/15) OT;
		Zach LaVine at Memphis (3/16/16)
3-Point Field Goals Attempted	10	Zach LaVine at Memphis (3/16/16)
Free Throws Made	17	Andrew Wiggins vs. Phoenix (3/28/16)
Free Throws Attempted	21	Andrew Wiggins vs. Phoenix (3/28/16)
Free Throw Percentage (Min. 10 FTM)	1.000	(11-11) Gorgui Dieng at Oklahoma City (3/11/16)
Total Rebounds	21	Karl-Anthony Towns vs. Dallas (4/3/16)
Offensive Rebounds	8	Karl-Anthony Towns at Oklahoma City (1/15/16)
Defensive Rebounds	18	Karl-Anthony Towns vs. Dallas (4/3/16)
Assists	17	Ricky Rubio vs. Utah (12/30/15);
		Ricky Rubio at Phoenix (3/14/16)
Steals	8	Ricky Rubio at New York (12/16/15)
Turnovers	8	Zach LaVine vs. Charlotte (11/10/15);
		Ricky Rubio at Houston (1/13/16)
Blocked Shots	6	(3x) MR: Karl-Anthony Towns at Dallas (1/20/16) OT
Minutes Played	47:34	Karl-Anthony Towns at Washington (3/25/16) 2OT

### OPPONENT INDIVIDUAL HIGHS

Points	46	Stephen Curry vs. Golden State (11/12/15)
Field Goals Made	15	Stephen Curry vs. Golden State (11/12/15)
Field Goals Attempted	25	(5x) MR: Stephen Curry at Golden State (4/5/16) OT
Field Goal Percentage (Min. 10 FGM)	.846	(11-13) LaMarcus Aldridge vs. San Antonio (3/8/16)
3-Point Field Goals Made	8	Stephen Curry vs. Golden State (11/12/15);
		Khrist Middleton at Milwaukee (3/4/16)
3-Point Field Goals Attempted	14	Brandon Knight at Phoenix (12/13/15);
		Stephen Curry at Golden State (4/5/16) OT
Free Throws Made	11	J.J. Redick vs. L.A. Clippers (12/7/15);
		Kobe Bryant at L.A. Lakers (2/2/16)
Free Throws Attempted	15	Kenneth Faried at Denver (12/11/15) OT
Free Throw Percentage (Min. 10 FTM)	1.000	(11-11) J.J. Redick vs. L.A. Clippers (12/7/15)
Total Rebounds	18	Andre Drummond at Detroit (12/31/15)
Offensive Rebounds	10	Trevor Booker vs. Utah (12/30/15)
Defensive Rebounds	13	Andrew Bogut at Golden State (4/5/16) OT;
		Mason Plumlee at Portland (4/9/16)
Assists	16	(3x) MR: Chris Paul vs. L.A. Clippers (3/30/16)
Steals	5	Kent Bazemore at Atlanta (11/9/15);
		Rudy Gay at Sacramento (4/7/16)
Turnovers	9	James Harden at Houston (3/18/16)
Blocked Shots	10	Hassan Whiteside at Miami (11/17/15)
Minutes Played	48:42	John Wall at Washington (3/25/16) 2OT

### WOLVES HIGHS

Points, Game	144	vs. New Orleans (4/13/16)
Points, 1st Half	72	(2x) MR: vs. New Orleans (4/13/16)
Points, 2nd Half	72	vs. New Orleans (4/13/16)
Points, 1st Quarter	42	at Memphis (3/16/16)
Points, 2nd Quarter	42	at Atlanta (11/9/15)
Points, 3rd Quarter	37	at L.A. Lakers (10/28/15)
Points, 4th Quarter	41	at Miami (11/17/15)
Points, Overtime	18	at Golden State (4/5/16)

Field Goals Made	56	vs. New Orleans (4/13/16)
Field Goals Att	101	at New York (12/16/15)
Field Goal Pct	.684	(52-76) vs. Brooklyn (3/5/16)

3-Pt Field Goals Made	13	vs. New Orleans (4/13/16)
3-Pt Field Goals Att	28	vs. New Orleans (4/13/16)
3-Pt Field Goal Pct	.600	(6-10) at Toronto (2/24/16)

Free Throws Made	43	vs. Toronto (2/10/16)
Free Throws Att	53	vs. Toronto (2/10/16)
Free Throw Pct	1.000	(31-31) at Memphis (2/19/16)

Total Rebounds	58	at Chicago (11/7/15) OT
Offensive Rebounds	23	at Dallas (2/28/16)
Defensive Rebounds	46	at Orlando (11/18/15) OT

Assists	41	vs. New Orleans (4/13/16)
Steals	14	(4x) MR: vs. New Orleans (4/13/16)
Turnovers	26	at Milwaukee (3/4/16)
Blocked Shots	13	at Orlando (11/18/15) OT
Personal Fouls	29	(2x) MR: at San Antonio (12/28/15)

### WOLVES LOWS

Points, Game	74	vs. Denver (1/6/16)
Points, 1st Half	34	(2x) MR: vs. L.A. Clippers (3/30/16)
Points, 2nd Half	30	vs. Denver (1/6/16)
Points, 1st Quarter	10	vs. Utah (3/26/16)
Points, 2nd Quarter	13	vs. Dallas (4/3/16)
Points, 3rd Quarter	13	(2x) MR: vs. New York (2/20/16)
Points, 4th Quarter	9	vs. Denver (1/6/16)
Points, Overtime	5	at Dallas (1/20/16)

Field Goals Made	28	vs. Denver (1/6/16)
Field Goals Att	68	vs. Memphis (1/23/16)
Field Goal Pct	.345	(30-87) vs. L.A. Clippers (3/30/16)

3-Pt Field Goals Made	1	vs. Chicago (2/6/16)
3-Pt Field Goals Att	5	at Philadelphia (1/4/16)
3-Pt Field Goal Pct	.083	(1-12) vs. Chicago (2/6/16)

Free Throws Made	6	at Utah (4/1/16)
Free Throws Att	10	at Utah (4/1/16)
Free Throw Pct	.563	(18-32) vs. Sacramento (3/23/16)

Total Rebounds	27	at Philadelphia (1/4/16)
Offensive Rebounds	4	vs. Brooklyn (3/5/16)
Defensive Rebounds	21	(2x) MR: at Philadelphia (1/4/16)

Assists	14	(2x) MR: vs. Orlando (12/1/15)
Steals	0	vs. New Orleans (2/8/16)
Turnovers	7	(2x) MR: vs. New York (2/20/16)
Blocked Shots	0	at Indiana (11/13/15)
Personal Fouls	11	vs. New York (2/20/16)

### OPPONENT HIGHS

Points, Game	129	(3x) MR: vs. Houston (4/11/16)
Points, 1st Half	75	vs. Golden State (11/12/15)
Points, 2nd Half	70	at Detroit (12/31/15)
Points, 1st Quarter	40	vs. Golden State (11/12/15)
Points, 2nd Quarter	39	at L.A. Lakers (2/2/16)
Points, 3rd Quarter	42	at Atlanta (11/9/15)
Points, 4th Quarter	39	(2x) MR: vs. Brooklyn (3/5/16)
Points, Overtime	17	at Dallas (1/20/16)

Field Goals Made	50	at Washington (3/25/16) 2OT
Field Goals Att	110	at Orlando (11/18/15) OT
Field Goal Pct	.565	(48-85) at Houston (3/18/16)

3-Pt Field Goals Made	18	vs. Golden State (11/12/15)
3-Pt Field Goals Att	40	vs. Dallas (4/3/16)
3-Pt Field Goal Pct	.583	(14-24) at Milwaukee (3/4/16)

Free Throws Made	32	at L.A. Lakers (10/28/15)
Free Throws Att	38	at Houston (1/13/16)
Free Throw Pct	1.000	(21-21) at Dallas (2/28/16)

Total Rebounds	57	at Phoenix (3/14/16)
Offensive Rebounds	27	at Memphis (3/16/16)
Defensive Rebounds	42	at Denver (12/11/15) OT

Assists	37	at Washington (3/25/16) 2OT
Steals	16	at Phoenix (12/13/15)
Turnovers	24	(3x) MR: at Golden St. (4/5/16) OT
Blocked Shots	12	at Miami (11/17/15)
Personal Fouls	34	(2x) MR: vs. Phoenix (3/28/16)

### OPPONENT LOWS

Points, Game	78	(2x) MR: vs. Denver (1/6/16)
Points, 1st Half	31	vs. Utah (12/30/15)
Points, 2nd Half	36	(2x) MR: vs. Denver (1/6/16)
Points, 1st Quarter	13	vs. Utah (12/30/15)
Points, 2nd Quarter	16	vs. Detroit (11/20/15)
Points, 3rd Quarter	15	(2x) MR: at Portland (1/31/16)
Points, 4th Quarter	12	vs. Denver (1/6/16)
Points, Overtime	0	at Chicago (11/7/15)

Field Goals Made	28	vs. Utah (12/30/15)
Field Goals Att	71	vs. Memphis (11/15/15)
Field Goal Pct	.305	(29-95) at Denver (10/30/15)

3-Pt Field Goals Made	3	vs. Phoenix (1/17/16)
3-Pt Field Goals Att	14	vs. Miami (11/5/15)
3-Pt Field Goal Pct	.200	(5-25) (2x) MR: at Dallas (1/20/16) OT

Free Throws Made	6	(2x) MR: vs. Utah (3/26/16)
Free Throws Att	7	(2x) MR: vs. Utah (3/26/16)
Free Throw Pct	.467	(14-30) at Miami (11/17/15)

Total Rebounds	27	at Atlanta (11/9/15)
Offensive Rebounds	4	(3x) MR: vs. Memphis (11/15/15)
Defensive Rebounds	20	vs. Brooklyn (3/5/16)

Assists	13	(2x) MR: at Utah (4/1/16)
Steals	0	vs. Oklahoma City (1/27/16)
Turnovers	4	vs. New Orleans (2/8/16)
Blocked Shots	0	vs. New Orleans (4/13/16)
Personal Fouls	9	at Indiana (11/13/15)



## 2015-16 TOP INDIVIDUAL PERFORMANCES

### POINTS

37	Kevin Martin, 12/9 vs. LAL
35	Shabazz Muhammad, 4/5 at G.S.
35	Karl-Anthony Towns, 2/10 vs. Tor.
35	Zach LaVine, 1/27 vs. OkC
35	Andrew Wiggins, 1/8 vs. Cle.
33	Andrew Wiggins, 11/9 at Atl.
32	Andrew Wiggins, 4/5 at G.S.
32	Andrew Wiggins, 3/28 vs. Pho.
32	Karl-Anthony Towns, 3/18 at Hou.
32	Karl-Anthony Towns, 1/29 at Utah
32	Andrew Wiggins, 12/18 vs. Sac.
32	Andrew Wiggins, 11/23 vs. Phi.

### FIELD GOALS

15	Andrew Wiggins, 11/9 at Atl.
14	Karl-Anthony Towns, 3/5 vs. Bkn.
14	Zach LaVine, 1/27 vs. OkC
14	Kevin Martin, 12/9 vs. LAL

### FREE THROWS

17	Andrew Wiggins, 3/28 vs. Pho.
15	Shabazz Muhammad, 4/5 at G.S.
12	Andrew Wiggins, 11/18 at Orl.
11	MR: Gorgui Dieng, 3/11 at OkC

### 3-PT. FIELD GOALS

6	Zach LaVine, 3/16 at Mem.
6	Kevin Martin, 12/9 vs. LAL
5	Zach LaVine, 3/25 at Was.
5	Zach LaVine, 1/27 vs. OkC

### TOTAL REBOUNDS

21	Karl-Anthony Towns, 4/3 vs. Dal.
17	Karl-Anthony Towns, 2/6 vs. Chi.
17	Karl-Anthony Towns, 1/20 at Dal.
16	Karl-Anthony Towns, 1/13 at Hou.
16	Karl-Anthony Towns, 12/21 at Bos.
15	Karl-Anthony Towns, 3/2 vs. Was.
15	Karl-Anthony Towns, 2/27 at N.O.
15	Karl-Anthony Towns, 2/19 at Mem.
15	Gorgui Dieng, 1/29 at Utah
14	MR: K.-A. Towns, 4/13 vs. N.O.

### OFFENSIVE REBOUNDS

8	Karl-Anthony Towns, 1/15 at OkC
7	Gorgui Dieng, 2/28 at Dal.
7	Gorgui Dieng, 1/29 at Utah
6	MR: K.-A. Towns, 2/6 vs. Chi.

### DEFENSIVE REBOUNDS

18	Karl-Anthony Towns, 4/3 vs. Dal.
14	Karl-Anthony Towns, 4/13 vs. N.O.
14	Karl-Anthony Towns, 1/20 at Dal.
13	Karl-Anthony Towns, 3/7 at Cha.
13	Karl-Anthony Towns, 12/21 at Bos.

### BLOCKED SHOTS

6	Karl-Anthony Towns, 1/20 at Dal.
6	Gorgui Dieng, 1/12 vs. OkC
6	Karl-Anthony Towns, 11/18 at Orl.
5	Gorgui Dieng, 11/18 at Orl.

### ASSISTS

17	Ricky Rubio, 3/14 at Pho.
17	Ricky Rubio, 12/30 vs. Utah
16	Ricky Rubio, 2/20 vs. N.Y.
15	Ricky Rubio, 2/2 at LAL
15	Ricky Rubio, 12/20 at Bkn.
15	Ricky Rubio, 12/5 vs. Por.
14	Ricky Rubio, 12/28 at S.A.
14	Ricky Rubio, 10/28 at LAL
13	Ricky Rubio, 2/24 at Tor.
12	MR: Tyus Jones, 4/13 vs. N.O.

### STEALS

8	Ricky Rubio, 12/16 at N.Y.
6	Andrew Wiggins, 4/5 at G.S.
5	Ricky Rubio, 4/13 vs. N.O.
5	Andrew Wiggins, 3/11 at OkC
5	Ricky Rubio, 2/3 at LAC
5	Ricky Rubio, 12/26 vs. Ind.

### TURNOVERS

8	Ricky Rubio, 1/13 at Hou.
8	Zach LaVine, 11/10 vs. Cha.
6	MR: K.-A. Towns, 4/3 vs. Dal.

### MINUTES PLAYED

48	Karl-Anthony Towns, 3/25 at Was.
45	Karl-Anthony Towns, 4/5 at G.S.
45	Zach LaVine, 3/7 at Cha.
45	Zach LaVine, 3/25 at Was.
44	Ricky Rubio, 3/25 at Was.





## 2015-16 INDIVIDUAL HIGHS

PLAYER	MINUTES	FIELD GOALS	FREE THROWS	OFFENSIVE	DEFENSIVE	TOTAL	ASSISTS	STEALS	TURNOVERS	BLOCKED SHOTS	POINTS
NEMANJA BJELICA	40C NOV. 7 at Chi.	6C(2) APR. 7 at Sac.	5C(3) MAR. 30 vs LA-C	4C APR. 11 vs Hou.	10C(2) APR. 11 vs Hou.	14C APR. 11 vs Hou.	5C(2) APR. 9 at Port.	3C(2) APR. 13 vs N.O.	2C(12) APR. 11 vs Hou.	2C(3) APR. 5 at G.S.	18C APR. 7 at Sac.
GORGUI DIENG	44 FEB. 19 at Mem.	10C(2) FEB. 6 vs Chi.	11C MAR. 11 at OKC.	7 (2) FEB. 28 at Dall.	11 MAR. 23 vs Sac.	15 JAN. 29 at Utah	7 (2) MAR. 16 at Mem.	4 MAR. 7 at Cha.	6T DEC. 26 vs Ind.	6T JAN. 12 vs OKC.	25C MAR. 11 at OKC.
KEVIN GARNETT	24 NOV. 15 vs Mem.	5 DEC. 28 at S.A.	2 (5) DEC. 23 vs S.A.	2 (3) DEC. 13 at Phoe.	10 NOV. 23 vs Phil.	10 NOV. 23 vs Phil.	5 NOV. 29 at LA-C	3 NOV. 15 vs Mem.	2 (4) JAN. 6 vs Den.	3 DEC. 1 vs Orl.	10 DEC. 28 at S.A.
TYUS JONES	27C MAR. 8 vs S.A.	4C(2) MAR. 8 vs S.A.	4C(2) MAR. 26 vs Utah	3C JAN. 2 vs Milw.	5C DEC. 31 at Det.	5C(2) MAR. 4 at Milw.	12C APR. 13 vs N.O.	4C APR. 7 at Sac.	3C DEC. 28 at S.A.	2C MAR. 16 at Mem.	10C(2) MAR. 16 at Mem.
ZACH LAVINE	45 (2) MAR. 25 at Wash.	14C JAN. 27 vs OKC.	7 NOV. 12 vs G.S.	1 (27) APR. 11 vs Hou.	9C JAN. 12 vs OKC.	9T JAN. 12 vs OKC.	8 NOV. 10 vs Cha.	4T(3) APR. 5 at G.S.	8C NOV. 10 vs Cha.	3C FEB. 8 vs N.O.	35 JAN. 27 vs OKC.
SHABAZZ MUHAMMAD	39C APR. 5 at G.S.	12T APR. 13 vs N.O.	15C APR. 5 at G.S.	5T FEB. 28 at Dall.	7 JAN. 17 vs Phoe.	9 (4) MAR. 2 vs Wash.	4 MAR. 30 vs LA-C	2 FEB. 2 at LA-L	3 (3) FEB. 28 at Dall.	1T(7) MAR. 14 at Phoe.	35C APR. 5 at G.S.
ADREIAN PAYNE	21 (2) MAR. 8 vs S.A.	4 (2) NOV. 17 at Miami	3 (2) APR. 11 vs Hou.	3 FEB. 28 at Dall.	7 DEC. 20 at Brk.	8 FEB. 28 at Dall.	4T MAR. 30 vs LA-C	3C APR. 11 vs Hou.	4 NOV. 20 vs Det.	2T DEC. 28 at S.A.	10 NOV. 10 vs Cha.
NIKOLA PEKOVIC	18 JAN. 15 at OKC.	4 JAN. 13 at Hou.	6 (2) JAN. 15 at OKC.	4 JAN. 13 at Hou.	2 (5) JAN. 31 at Port.	5 JAN. 13 at Hou.	3 (2) JAN. 27 vs OKC.	1 JAN. 29 at Utah	2 (2) JAN. 8 vs Clev.	0	12 JAN. 6 vs Den.
TAYSHAUN PRINCE	39 NOV. 7 at Chi.	5 DEC. 28 at S.A.	2 (6) MAR. 21 vs G.S.	4 FEB. 3 at LA-C	5 (2) JAN. 20 at Dall.	6 (2) FEB. 3 at LA-C	4 JAN. 27 vs OKC.	3T JAN. 31 at Port.	2 (2) JAN. 4 at Phil.	2 (3) FEB. 8 vs N.O.	10 DEC. 28 at S.A.
RICKY RUBIO	44 MAR. 25 at Wash.	10T OCT. 28 at LA-L	11 JAN. 23 vs Mem.	3 (2) DEC. 16 at N.Y.	10 NOV. 18 at Orl.	12 NOV. 18 at Orl.	17T(2) MAR. 14 at Phoe.	8T DEC. 16 at N.Y.	8T JAN. 13 at Hou.	1 (10) APR. 11 vs Hou.	28C OCT. 28 at LA-L
DAMJAN RUDEŽ	22 DEC. 13 at Phoe.	4 (2) DEC. 13 at Phoe.	2 (4) MAR. 7 at Cha.	2C(2) MAR. 4 at Milw.	2 (4) APR. 13 vs N.O.	2 (6) APR. 13 vs N.O.	3 NOV. 27 at Sac.	1 (3) MAR. 4 at Milw.	3T DEC. 13 at Phoe.	1T FEB. 19 at Mem.	13 NOV. 25 vs Atl.
GREG SMITH	18 (2) MAR. 26 vs Utah	3 (3) APR. 1 at Utah	2 MAR. 2 vs Wash.	3 MAR. 21 vs G.S.	5 (2) MAR. 30 vs LA-C	6 (2) MAR. 30 vs LA-C	2 MAR. 26 vs Utah	1 (4) APR. 13 vs N.O.	1 (7) APR. 13 vs N.O.	1 MAR. 5 vs Brk.	7 MAR. 23 vs Sac.
KARL-ANTHONY TOWNS	48C MAR. 25 at Wash.	14C MAR. 5 vs Brk.	11C FEB. 10 vs Tor.	8C JAN. 15 at OKC.	18C APR. 3 vs Dall.	21C APR. 3 vs Dall.	9C APR. 3 vs Dall.	3C(2) NOV. 29 at LA-C	6C APR. 3 vs Dall.	6C(2) JAN. 20 at Dall.	35C FEB. 10 vs Tor.
ANDREW WIGGINS	43 MAR. 25 at Wash.	15C NOV. 9 at Atl.	17C MAR. 28 vs Phoe.	5T(3) JAN. 31 at Port.	8T MAR. 8 vs S.A.	10T DEC. 18 vs Sac.	6 (2) MAR. 5 vs Brk.	6C APR. 5 at G.S.	6T(2) MAR. 30 vs LA-C	3T MAR. 28 vs Phoe.	35C JAN. 8 vs Clev.

"C" indicates a new career-high. "T" a tied career-high.

Numbers in parentheses indicate the number of games in which a player or team has reached a given total (if more than one).

# ***HISTORY***


MINNESOTA TIMBERWOLVES

**POWER  
OF  
THE PACK**





## 2014-15: 16-66



**BACK ROW (L-R):** Director of Athletic Therapy Mark Kyger, Director of Player Programs/Scout Calvin Booth, Adreian Payne, Justin Hamilton, Gorgui Dieng, Kevin Garnett, Nikola Pekovic, Robbie Hummel, Chase Budinger, Andrew Wiggins

**MIDDLE ROW (L-R):** Travel Video Coordinator Sam Newman-Beck, Manager of Basketball Technology Brice Long, Assistant Athletic Trainer/Assistant of Sports Performance Dave Crewe, Anthony Bennett, Shabazz Muhammad, Kevin Martin, Gary Neal, Ricky Rubio, Zach LaVine, Lorenzo Brown, Ed Prohofsky, Shooting Coach Mike Penberthy, Director of Sports Performance Koichi Sato, Head Athletic Trainer Gregg Farnam, Orthopedic Surgeon Dr. Diane Dahm, Vice President of Medical Services Sheldon Burns, Director of Security Bob Goedderz

**FRONT ROW (L-R):** Assistant Coach David Adelman, Assistant Coach Sid Lowe, President Chris Wright, CEO Rob Moor, Owner Glen Taylor, President of Basketball Operations/Head Coach Flip Saunders, General Manager Milt Newton, VP of Basketball Operations Rob Babcock, Assistant Coach Sam Mitchell, Assistant Coach Ryan Saunders

PLAYER	G/GS	MIN	FIELD GOALS			3-POINT FG			FREE THROWS			REBOUNDS			AST	PF	STL	BLK	PTS	AVG
			FG	FGA	PCT	FG	FGA	PCT	FT	FTA	PCT	OFF	DEF	TOT						
Martin	39/36	1302	267	625	.427	75	191	.393	170	193	.881	19	123	142	89	76	33	1	779	20.0
Wiggins	82/82	2969	497	1137	.437	39	126	.310	354	466	.760	134	240	374	170	190	86	50	1387	16.9
Young	48/48	1605	289	641	.451	19	65	.292	88	129	.682	75	170	245	135	115	86	17	685	14.3
Muhammad	38/13	866	194	397	.489	20	51	.392	104	145	.717	63	91	154	44	49	18	7	512	13.5
Pekovic	31/29	815	139	328	.424	0	0	---	108	129	.837	89	145	234	27	59	19	12	386	12.5
Williams	41/19	1149	180	447	.403	59	170	.347	80	94	.851	13	85	98	261	103	30	8	499	12.2
Brewer	24/16	680	94	225	.418	8	41	.195	55	78	.705	32	62	94	78	62	54	4	251	10.5
Rubio	22/22	692	78	219	.356	13	51	.255	57	71	.803	19	106	125	193	59	38	1	226	10.3
LaVine	77/40	1902	286	677	.422	57	167	.341	149	177	.842	27	187	214	276	158	54	10	778	10.1
Neal (TOT)	54/1	1192	188	503	.374	50	164	.305	117	135	.867	14	115	129	100	88	23	1	543	10.1
Neal (MIN)	11/1	262	45	105	.429	11	31	.355	29	33	.879	0	35	35	20	18	7	0	130	11.8
Dieng	73/49	2193	259	512	.506	1	6	.167	191	244	.783	223	386	609	146	188	71	126	710	9.7
Garnett (TOT)	47/47	952	143	306	.467	1	7	.143	36	45	.800	48	263	311	77	109	46	17	323	6.9
Garnett (MIN)	5/5	98	18	31	.581	0	1	.000	2	4	.500	2	24	26	8	13	5	4	38	7.6
Budinger	67/4	1286	169	390	.433	52	143	.364	67	81	.827	33	165	198	64	72	44	10	457	6.8
Payne (TOT)	32/22	740	91	220	.414	1	9	.111	30	46	.652	48	114	162	30	88	19	9	213	6.7
Payne (MIN)	29/22	720	89	213	.418	1	8	.125	29	44	.659	47	111	158	30	84	18	9	208	7.2
Kilpatrick	4/0	72	7	20	.350	4	13	.308	4	4	1.000	1	5	6	4	3	3	0	22	5.5
Hamilton (TOT)	41/14	713	85	178	.478	10	31	.323	39	47	.830	57	77	134	36	70	27	30	219	5.3
Hamilton (MIN)	17/9	423	58	113	.513	4	12	.333	33	40	.825	33	53	86	24	37	19	25	153	9.0
Bennett	57/3	894	125	297	.421	7	23	.304	41	64	.641	52	164	216	48	87	27	16	298	5.2
Onuaku	6/1	68	12	14	.857	0	0	---	3	8	.375	7	14	21	4	6	1	3	27	4.5
Hummel	45/4	742	79	172	.459	16	51	.314	24	29	.828	31	103	134	27	86	16	9	198	4.4
Brown	29/7	549	52	122	.426	6	28	.214	12	19	.632	14	56	70	90	49	28	6	122	4.2
Adrien	17/0	215	19	44	.432	0	0	---	22	38	.579	23	54	77	15	30	4	9	60	3.5
Daniels	19/0	154	19	59	.322	13	39	.333	2	2	1.000	6	13	19	13	14	3	0	53	2.8
Raduljica	5/0	23	3	8	.375	0	0	---	2	2	1.000	2	3	5	0	8	1	0	8	1.6
Robinson	25/0	108	8	24	.333	1	6	.167	12	16	.750	4	10	14	3	5	3	0	29	1.2
Turiaf	2/0	19	0	0	---	0	0	---	0	0	---	0	1	1	2	0	0	0	0	0.0
<b>TIMBERWOLVES</b>	<b>82</b>	<b>19805</b>	<b>2986</b>	<b>6820</b>	<b>.438</b>	<b>406</b>	<b>1223</b>	<b>.332</b>	<b>1638</b>	<b>2110</b>	<b>.776</b>	<b>949</b>	<b>2406</b>	<b>3355</b>	<b>1771</b>	<b>1571</b>	<b>668</b>	<b>327</b>	<b>8016</b>	<b>97.8</b>
<b>OPPONENTS</b>	<b>82</b>	<b>19805</b>	<b>3373</b>	<b>6933</b>	<b>.487</b>	<b>697</b>	<b>1897</b>	<b>.367</b>	<b>1294</b>	<b>1704</b>	<b>.759</b>	<b>953</b>	<b>2619</b>	<b>3572</b>	<b>1933</b>	<b>1751</b>	<b>686</b>	<b>449</b>	<b>8737</b>	<b>106.5</b>





## 2014-15: DAY-BY-DAY

G#	DATE	OPPONENT	WOLVES/OPP	W-L	HIGH POINTS	HIGH REBOUNDS	ATTENDANCE	G#	DATE	OPPONENT	WOLVES/OPP	W-L	HIGH POINTS	HIGH REBOUNDS	ATTENDANCE
1	Oct 29	@Memphis	L101-105	0-1	Young - 26	Dieng/Pekovic - 8	17,731	42	Jan 23	NEW ORLEANS	L 84- 92	7-35	Young - 15	Dieng - 15	14,978
2	Oct 30	DETROIT	W 97- 91	1-1	Young - 19	Pekovic - 10	18,296	43	Jan 25	@Atlanta	L100-112	7-36	Young - 26	Dieng/Wiggins/Williams - 7	18,049
3	Nov 1	CHICAGO	L105-106	1-2	Martin - 33	Dieng - 8	19,356	44	Jan 26	@Oklahoma City	L 84- 92	7-36	Wiggins - 23	Dieng - 18	18,203
4	Nov 5	@Brooklyn	W 98- 91	2-2	Martin - 24	Young - 12	16,302	45	Jan 28	BOSTON	W110- 98	8-37	Martin - 21	Dieng - 14	11,434
5	Nov 7	@Orlando	L103-112 (OT)	2-3	Martin - 21	Dieng - 10	16,379	46	Jan 30	@Philadelphia	L 94-103	8-38	Martin - 19	Dieng - 10	14,333
6	Nov 8	@Miami	L 92-102	2-4	Pekovic - 19	Pekovic - 11	19,735	47	Jan 31	CLEVELAND	L 90-106	8-39	Wiggins - 33	Pekovic - 12	19,562
7	Nov 12	HOUSTON	L101-113	2-5	Brewer - 18	Pekovic - 13	18,996	48	Feb 2	@Dallas	L 94-100	8-40	Martin - 19	Pekovic - 10	19,989
8	Nov 14	@New Orleans	L 91-139	2-6	Wiggins - 20	Dieng - 9	14,775	49	Feb 4	MIAMI	W102-101	9-40	Martin - 30	Dieng - 9	11,517
9	Nov 15	@Dallas	L117-131	2-7	Martin - 34	Dieng - 8	19,730	50	Feb 6	MEMPHIS	W 90- 89	10-40	Wiggins - 18	Young - 8	14,388
10	Nov 19	NEW YORK	W115- 99	3-7	Martin - 37	Muhammad - 8	15,304	51	Feb 8	@Detroit	W112-101	11-40	Pekovic - 29	Martin - 9	16,075
11	Nov 21	SAN ANTONIO	L 92-121	3-8	Bennett - 20	Dieng - 10	12,414	52	Feb 9	ATLANTA	L105-117	11-41	Martin - 21	Dieng - 12	10,987
12	Nov 22	SACRAMENTO	L101-113	3-9	Wiggins - 29	Dieng - 10	13,191	53	Feb 11	GOLDEN STATE	L 91- 94	11-42	Martin - 21	Pekovic - 13	14,303
13	Nov 26	MILWAUKEE	L 86-103	3-10	Brewer - 19	Dieng/Wiggins - 8	14,710	54	Feb 20	PHOENIX	W111-109	12-42	Martin - 28	Dieng - 12	14,077
14	Nov 28	@L.A. Lakers	W120-119	4-10	LaVine - 28	Brewer/Dieng - 7	18,997	55	Feb 23	@Houston	L102-113	12-43	Wiggins - 30	Dieng - 14	18,240
15	Nov 30	@Portland	L 93-107	4-11	Muhammad - 28	Dieng - 8	18,843	56	Feb 25	WASHINGTON	W 97- 77	13-43	Martin - 28	Pekovic - 13	19,856
16	Dec 1	@L.A. Clipper	L101-127	4-12	Muhammad - 18	Muhammad - 10	19,060	57	Feb 27	@Chicago	L 89- 96	13-44	Martin - 18	Pekovic - 11	21,635
17	Dec 3	PHILADELPHIA	L 77- 85	4-13	Young - 16	Dieng - 16	10,463	58	Feb 28	MEMPHIS	L 97-101	13-45	Wiggins - 25	Dieng - 9	19,356
18	Dec 5	HOUSTON	L112-114 (OT)	4-14	Muhammad - 20	Brewer - 7	12,101	59	Mar 2	L.A. CLIPPERS	L105-110	13-46	Neal - 19	Rubio - 12	18,239
19	Dec 6	@San Antonio	L101-123	4-15	LaVine - 22	Bennett - 10	18,581	60	Mar 4	DENVER	L 85-100	13-47	Wiggins - 20	Dieng - 10	13,848
20	Dec 8	GOLDEN STATE	L 86-102	4-16	Wiggins - 21	Dieng - 11	10,296	61	Mar 7	PORTLAND	W121-113	14-47	Martin - 29	Pekovic/Rubio - 8	19,356
21	Dec 10	PORTLAND	W 90- 82	5-16	Wiggins - 23	Adrien - 11	10,337	62	Mar 9	@L.A. Clipper	L 76- 89	14-48	Payne - 16	Payne - 15	19,060
22	Dec 12	OKLAHOMA CITY	L 92-111	5-17	Muhammad/Wiggins - 18	Dieng - 9	13,557	63	Mar 11	@Phoenix	L 97-106	14-49	Martin - 16	Dieng - 7	17,367
23	Dec 14	L.A. LAKERS	L 94-100	5-18	Muhammad - 28	Dieng/Muhammad - 9	15,008	64	Mar 13	@Oklahoma City	L 99-113	14-50	Dieng - 21	Dieng - 14	18,203
24	Dec 16	@Washington	L 95-109	5-19	Young - 29	Dieng - 12	15,823	65	Mar 15	@San Antonio	L 97-123	14-51	Martin - 19	Hamilton - 10	18,581
25	Dec 19	@Boston	L 98-114	5-20	Muhammad - 26	Adrien/Bennett - 7	17,042	66	Mar 16	BROOKLYN	L106-122	14-52	Martin - 23	Hamilton/Wiggins - 6	14,234
26	Dec 21	INDIANA	L 96-100	5-21	Williams - 24	Wiggins - 9	12,687	67	Mar 18	@Toronto	L100-105	14-53	Martin - 37	Budinger/Rubio - 8	19,800
27	Dec 23	@Cleveland	L104-125	5-22	Wiggins - 27	Dieng - 11	20,562	68	Mar 19	@New York	W 95- 92 (OT)	15-53	Martin - 22	Dieng - 11	19,812
28	Dec 26	@Denver	L102-106	5-23	Young - 23	Dieng - 12	14,516	69	Mar 22	CHARLOTTE	L 98-109	15-54	Dieng - 16	Payne - 9	15,262
29	Dec 27	@Golden State	L 97-110	5-24	Young - 17	Muhammad - 9	19,596	70	Mar 23	@Utah	W106-104 (OT)	16-54	LaVine - 27	Payne - 9	19,911
30	Dec 30	@Utah	L 94-100	5-25	Muhammad - 30	Muhammad - 7	18,947	71	Mar 25	L.A. LAKERS	L 99-101 (OT)	16-55	Wiggins - 27	Brown - 9	13,438
31	Jan 1	SACRAMENTO	L107-110	5-26	Wiggins - 27	Dieng - 10	13,337	72	Mar 27	@Houston	L110-120	16-56	Wiggins - 31	Dieng - 12	18,322
32	Jan 3	UTAH	L 89-101	5-27	Wiggins/Williams - 20	Adrien - 8	13,702	73	Mar 29	@New Orleans	L 88-110	16-57	Wiggins - 20	Payne - 11	17,576
33	Jan 5	DENVER	L101-110	5-28	Dieng - 22	Dieng - 12	10,386	74	Mar 30	UTAH	L 84-104	16-58	LaVine - 21	Budinger/Hummel - 7	12,229
34	Jan 7	PHOENIX	L111-113	5-29	Wiggins - 25	Bennett - 10	10,547	75	Apr 1	TORONTO	L 99-113	16-59	Wiggins - 25	LaVine - 7	12,699
35	Jan 9	@Milwaukee	L 84- 98	5-30	Wiggins - 20	Bennett - 8	15,480	76	Apr 3	ORLANDO	L 84- 97	16-60	Wiggins - 22	Hamilton - 9	18,334
36	Jan 10	SAN ANTONIO	L 93-108	5-31	LaVine - 19	Dieng - 12	17,871	77	Apr 7	@Sacramento	L111-116	16-61	Martin - 37	Wiggins - 8	16,770
37	Jan 13	@Indiana	W110-101	6-31	Williams - 52	Dieng - 10	16,781	78	Apr 8	@Portland	L 91-116	16-62	Wiggins - 29	Hamilton - 9	19,499
38	Jan 16	@Phoenix	L 99-110	6-32	Williams - 26	Young - 8	17,441	79	Apr 10	@L.A. Lakers	L 98-106	16-63	Wiggins - 29	Wiggins - 10	17,880
39	Jan 17	@Denver	W113-105	7-32	Wiggins - 31	Hummel - 13	14,821	80	Apr 11	@Golden State	L101-110	16-64	LaVine - 37	Hamilton - 10	19,596
40	Jan 19	@Charlotte	L 80-105	7-33	Young - 18	Dieng - 10	17,989	81	Apr 13	NEW ORLEANS	L 88-100	16-65	LaVine - 24	Hummel - 10	13,009
41	Jan 21	DALLAS	L 75- 98	7-34	Wiggins - 18	Young - 11	13,737	82	Apr 15	OKLAHOMA CITY	L113-138	16-66	Martin - 29	Bennett - 9	18,250



## 2013-14: 40-42



**BACK ROW (L-R):** Player Development Coach Bobby Jackson, Assistant Coach T.R. Dunn, Kevin Love, Ronny Turiaf, Nikola Pekovic, Gorgui Dieng, Assistant Coach Jack Sikma, Assistant Coach Terry Porter  
**MIDDLE ROW (L-R):** Video Coordinator Adam Johansen, Director of Athletic Therapy Mark Kyger, Physical Therapist Andre Deloya, Assistant Athletic Trainer/Assistant of Sports Performance Dave Crewe, Robbie Hummel, Luc Richard Mbah a Moute, Corey Brewer, Chase Budinger, Dante Cunningham, Assistant Coach David Adelman, Director of Sports Performance Koichi Sato, Head Athletic Trainer Gregg Farnam, Orthopedic Surgeon Dr. David Fischer, Vice President of Medical Services Sheldon Burns  
**FRONT ROW (L-R):** Othys Jeffers, Kevin Martin, Ricky Rubio, Head Coach Rick Adelman, Alexey Shved, Shabazz Muhammad, J.J. Barea

PLAYER	G/GS	MIN	FIELD GOALS			3-POINT FG			FREE THROWS			REBOUNDS			AST	PF	STL	BLK	PTS	AVG
			FG	FGA	PCT	FG	FGA	PCT	FT	FTA	PCT	OFF	DEF	TOT						
Love	77/77	2797	650	1421	.457	190	505	.376	520	633	.821	224	739	963	341	136	59	35	2010	26.1
Martin	68/68	2177	440	1023	.430	115	297	.387	303	340	.891	34	169	203	121	123	66	6	1298	19.1
Pekovic	54/54	1663	379	701	.541	0	0	---	186	249	.747	206	262	468	50	129	30	23	944	17.5
Brewer	81/81	2609	388	807	.481	59	211	.280	163	227	.718	63	144	207	135	210	151	30	998	12.3
Rubio	82/82	2638	255	670	.381	44	133	.331	227	283	.802	61	281	342	704	218	191	11	781	9.5
Barea	79/1	1471	254	656	.387	73	231	.316	79	100	.790	16	138	154	303	129	26	0	660	8.4
Budinger	41/8	751	100	254	.394	42	120	.350	32	39	.821	19	84	103	31	58	19	2	274	6.7
Cunningham	81/7	1635	236	509	.464	0	5	.000	38	67	.567	112	218	330	83	146	62	58	510	6.3
Williams	11/0	162	19	54	.352	2	15	.133	14	16	.875	3	23	26	1	9	4	4	54	4.9
Turiaf	31/10	606	64	107	.598	0	0	---	21	50	.420	55	119	174	24	65	8	50	149	4.8
Dieng	60/15	818	113	227	.498	1	1	1.000	59	93	.634	103	197	300	39	108	30	50	286	4.8
Shved	63/0	664	76	237	.321	30	102	.294	68	90	.756	21	60	81	68	36	26	16	250	4.0
Muhammad	37/0	290	57	124	.460	3	11	.273	26	40	.650	24	29	53	6	24	8	1	143	3.9
Mbah a Mouté (TOT)	64/7	1003	87	193	.451	4	17	.235	46	67	.687	56	90	146	36	68	30	14	224	3.5
Mbah a Mouté (MIN)	55/2	807	72	161	.447	3	14	.214	37	54	.685	47	72	119	21	50	21	9	184	3.3
Hummel	53/5	655	67	177	.379	32	89	.360	15	16	.938	35	97	132	23	57	16	2	181	3.4
Price	28/0	99	19	46	.413	6	22	.273	0	2	.000	1	9	10	13	5	1	0	44	1.6
Jeffers (TOT)	6/1	47	3	6	.500	0	2	.000	3	4	.750	1	8	9	1	3	0	0	9	1.5
Jeffers (MIN)	2/0	13	0	1	.000	0	1	.000	2	2	1.000	0	3	3	0	1	0	0	2	1.0
<b>TIMBERWOLVES</b>	<b>82</b>	<b>19855</b>	<b>3189</b>	<b>7175</b>	<b>.444</b>	<b>600</b>	<b>1757</b>	<b>.341</b>	<b>1790</b>	<b>2301</b>	<b>.778</b>	<b>1024</b>	<b>2644</b>	<b>3668</b>	<b>1963</b>	<b>1504</b>	<b>718</b>	<b>297</b>	<b>8768</b>	<b>106.9</b>
<b>OPPONENTS</b>	<b>82</b>	<b>19855</b>	<b>3321</b>	<b>7048</b>	<b>.471</b>	<b>663</b>	<b>1820</b>	<b>.364</b>	<b>1244</b>	<b>1645</b>	<b>.756</b>	<b>908</b>	<b>2717</b>	<b>3625</b>	<b>1875</b>	<b>1936</b>	<b>644</b>	<b>457</b>	<b>8549</b>	<b>104.3</b>



## 2013-14: DAY-BY-DAY

G#	DATE	OPPONENT	WOLVES/OPP	RECORD	HIGH POINTS	HIGH REBOUNDS	ATTENDANCE
1	Oct 30	ORLANDO	W120-115 (OT)	1-0	Love - 31	Love - 17	17,988
2	Nov 1	OKLAHOMA CITY	W100- 81	2-0	Love - 24	Love - 12	17,433
3	Nov 3	@ New York	W109-100	3-0	Love - 34	Love - 15	19,812
4	Nov 4	@ Cleveland	L 92- 93	3-1	Martin - 23	Love - 13	17,892
5	Nov 6	GOLDEN STATE	L 93-106	3-2	Love - 25	Love - 16	15,559
6	Nov 8	DALLAS	W116-108	4-2	Love/Martin - 32	Love - 15	13,677
7	Nov 10	@ L.A. Lakers	W113- 90	5-2	Martin - 27	Love - 13	18,997
8	Nov 11	@ L.A. Clippers	L107-109	5-3	Martin - 30	Love - 19	19,060
9	Nov 13	CLEVELAND	W124- 95	6-3	Love - 33	Love - 8	14,978
10	Nov 15	@ Denver	L113-117	6-4	Love - 28	Love - 10	17,142
11	Nov 16	BOSTON	W106- 88	7-4	Love - 23	Love/Pekovic - 12	15,111
12	Nov 19	@ Washington	L100-104	7-5	Love - 25	Love - 11	14,804
13	Nov 20	L.A. CLIPPERS	L 98-102	7-6	Martin - 28	Love - 12	13,101
14	Nov 22	BROOKLYN	W111- 81	8-6	Love/Martin - 17	Love - 16	15,551
15	Nov 23	@ Houston	L101-112	8-7	Love - 27	Love - 15	18,196
16	Nov 25	@ Indiana	L 84- 98	8-8	Love/Pekovic - 20	Love - 17	16,426
17	Nov 27	DENVER	L110-117	8-9	Martin - 29	Love - 15	14,244
18	Nov 30	@ Dallas	W112-106	9-9	Martin - 27	Love - 11	20,173
19	Dec 1	@ Oklahoma City	L103-113	9-10	Martin - 24	Love - 12	18,203
20	Dec 7	MIAMI	L 82-103	9-11	Martin - 19	Pekovic - 12	19,888
21	Dec 10	@ Detroit	W121- 94	10-11	Love - 26	Love - 16	11,251
22	Dec 11	PHILADELPHIA	W106- 99	11-11	Love - 26	Love - 15	13,450
23	Dec 13	@ San Antonio	L110-117	11-12	Love - 42	Love - 14	18,581
24	Dec 15	@ Memphis	W101- 93	12-12	Love - 30	Brewer - 12	15,417
25	Dec 16	@ Boston	L 97-101	12-13	Love - 27	Love - 14	17,071
26	Dec 18	PORTLAND	W120-109	13-13	Pekovic - 30	Love - 15	13,776
27	Dec 20	@ L.A. Lakers	L 91-104	13-14	Love - 25	Love/Pekovic - 13	18,997
28	Dec 22	@ L.A. Clippers	L116-120 (OT)	13-15	Love - 45	Love - 19	19,304
29	Dec 27	WASHINGTON	W120- 98	14-15	Love - 25	Love - 11	16,473
30	Dec 28	@ Milwaukee	W117- 95	15-15	Love - 33	Love - 15	14,971
31	Dec 30	DALLAS	L 98-100	15-16	Love - 36	Love - 11	16,111
32	Jan 1	NEW ORLEANS	W124-112	16-16	Pekovic - 22	Rubio - 8	14,002
33	Jan 4	OKLAHOMA CITY	L111-115	16-17	Pekovic - 31	Love - 14	18,065
34	Jan 6	@ Philadelphia	W126- 95	17-17	Love - 26	Pekovic - 14	10,736
35	Jan 8	PHOENIX	L103-104	17-18	Martin - 20	Love/Pekovic - 12	12,202
36	Jan 10	CHARLOTTE	W119- 92	18-18	Pekovic - 26	Love - 14	13,767
37	Jan 12	@ San Antonio	L 86-104	18-19	Pekovic - 22	Love - 7	18,098
38	Jan 15	SACRAMENTO	L108-111	18-20	Love - 27	Love - 11	12,399
39	Jan 17	@ Toronto	L 89- 94	18-21	Martin - 18	Love - 12	19,800
40	Jan 18	UTAH	W 98- 72	19-21	Pekovic - 27	Pekovic - 14	17,111
41	Jan 21	@ Utah	W112- 97	20-21	Brewer/Love - 19	Love - 13	16,387

G#	DATE	OPPONENT	WOLVES/OPP	RECORD	HIGH POINTS	HIGH REBOUNDS	ATTENDANCE
42	Jan 24	@ Golden State	W121-120	21-21	Love/Martin - 26	Love/Pekovic - 14	19,596
43	Jan 25	@ Portland	L104-115	21-22	Martin - 30	Love - 13	20,006
44	Jan 27	@ Chicago	W 95- 86	22-22	Love - 31	Love - 8	21,637
45	Jan 29	NEW ORLEANS	W 88- 77	23-22	Love - 30	Love - 14	11,702
46	Jan 31	MEMPHIS	L 90- 94	23-23	Love - 28	Love - 16	17,429
47	Feb 1	@ Atlanta	L113-120	23-24	Love - 43	Love - 19	13,018
48	Feb 4	L.A. LAKERS	W109- 99	24-24	Martin - 32	Love - 17	12,559
49	Feb 5	@ Oklahoma City	L 97-106	24-25	Rubio - 19	Cunningham/Rubio - 8	18,203
50	Feb 7	@ New Orleans	L 91- 98	24-26	Love - 26	Love - 19	16,541
51	Feb 8	PORTLAND	L110-117	24-27	Brewer - 26	Turiaf - 13	17,506
52	Feb 10	HOUSTON	L 89-107	24-28	Love - 31	Love/Turiaf - 10	12,002
53	Feb 12	DENVER	W117- 90	25-28	Love - 32	Love/Turiaf - 11	12,139
54	Feb 19	INDIANA	W104- 91	26-28	Love - 42	Love - 16	15,109
55	Feb 22	@ Utah	W121-104	27-28	Love - 37	Love - 12	19,323
56	Feb 23	@ Portland	L 97-108	27-29	Love - 31	Love - 10	19,458
57	Feb 25	@ Phoenix	W110-101	28-29	Love - 33	Love - 13	16,273
58	Mar 1	@ Sacramento	W108- 97	29-29	Martin - 26	Love - 10	17,085
59	Mar 3	@ Denver	W132-128	30-29	Love - 33	Love - 19	15,240
60	Mar 5	NEW YORK	L106-118	30-30	Love - 19	Love - 8	14,294
61	Mar 7	DETROIT	W114-101	31-30	Love - 28	Love - 14	16,242
62	Mar 9	TORONTO	L104-111	31-31	Love - 26	Love/Pekovic - 11	13,116
63	Mar 11	MILWAUKEE	W112-101	32-31	Love - 27	Love - 10	12,473
64	Mar 14	@ Charlotte	L 93-105	32-32	Martin - 19	Love - 6	16,983
65	Mar 16	SACRAMENTO	W104-102	33-32	Martin - 31	Dieng - 11	13,171
66	Mar 19	@ Dallas	W123-122 (OT)	34-32	Love - 35	Dieng - 11	20,100
67	Mar 20	@ Houston	L106-129	34-33	Love - 29	Dieng - 21	18,315
68	Mar 23	PHOENIX	L120-127	34-34	Love - 36	Love - 14	17,866
69	Mar 24	@ Memphis	L 92-109	34-35	Love - 16	Dieng - 17	17,784
70	Mar 26	ATLANTA	W107- 83	35-35	Brewer/Martin - 18	Dieng - 15	11,632
71	Mar 28	L.A. LAKERS	W143-107	36-35	Pekovic - 26	Love - 10	16,442
72	Mar 30	@ Brooklyn	L 99-114	36-36	Brewer/Martin - 21	Dieng - 11	17,732
73	Mar 31	L.A. CLIPPERS	L104-114	36-37	Love - 20	Love - 13	12,172
74	Apr 2	MEMPHIS	W102- 88	37-37	Love - 24	Love - 16	12,009
75	Apr 4	@ Miami	W122-121 (2OT)	38-37	Love - 28	Love - 11	19,661
76	Apr 5	@ Orlando	L 92-100	38-38	Rubio - 18	Dieng - 8	16,992
77	Apr 8	SAN ANTONIO	W110- 91	39-38	Rubio - 23	Dieng - 15	10,117
78	Apr 9	CHICAGO	L 87-102	39-39	Love - 17	Love - 10	13,447
79	Apr 11	HOUSTON	W112-110	40-39	Brewer - 51	Dieng - 20	16,689
80	Apr 13	@ Sacramento	L103-106	40-40	Love - 43	Dieng - 14	16,965
81	Apr 14	@ Golden State	L120-130	40-41	Love - 40	Love - 14	19,596
82	Apr 16	UTAH	L130-136 (2OT)	40-42	Martin - 36	Love - 10	14,155





## 2012-13: 31-51



**BACK ROW (L-R):** Head Athletic Trainer Gregg Farnam, Strength and Conditioning Coach Keke Lyles, Physical Therapist Andre DeLoya, Nikola Pekovic, Kevin Love, Greg Stiemsma, Derrick Williams, Assistant Coach Jack Sikma, Assistant Coach Terry Porter, Assistant Coach T.R. Dunn

**MIDDLE ROW (L-R):** Assistant Video Coordinator Sam Newman-Beck, Video Coordinator Adam Johansen, Assistant Athletic Trainer/Assistant Strength and Conditioning Coach Dave Crewe, Player Development Coach Shawn Respert, Alexey Shved, Ricky Rubio, J.J. Barea, Luke Ridnour, Player Development Coach David Adelman, Assistant Coach Bill Bayno, Physical Therapist/Assistant Athletic Trainer Andrew Tai, Vice President of Medical Services Sheldon Burns

**FRONT ROW (L-R):** President of Basketball Operations David Kahn, Head Coach Rick Adelman, Brandon Roy, Dante Cunningham, Chris Johnson, Owner Glen Taylor, Andrei Kirilenko, Chase Budinger, Mickael Gelabale, Chief Operating Office Rob Moor, Team President Chris Wright

PLAYER	G/GS	MIN	FIELD GOALS			3-POINT FG			FREE THROWS			REBOUNDS			AST	PF	STL	BLK	PTS	AVG
			FG	FGA	PCT	FG	FGA	PCT	FT	FTA	PCT	OFF	DEF	TOT						
Love	18/18	618	105	298	.3352	20	92	.217	100	142	.704	64	188	252	42	34	13	9	330	18.3
Pekovic	62/62	1959	385	741	.520	0	0	---	241	324	.744	230	315	545	53	143	43	50	1011	16.3
Kirilenko	64/64	2034	284	560	.507	35	120	.292	188	250	.752	102	260	362	177	82	96	62	791	12.4
Williams	78/56	1916	338	786	.430	65	196	.332	192	272	.706	96	334	430	46	127	44	37	933	12.0
Ridnour	82/82	2474	367	811	.453	66	212	.311	139	164	.848	41	165	206	311	187	82	15	939	11.5
Barea	74/2	1713	316	758	.417	97	280	.346	105	134	.784	34	173	207	294	131	32	0	834	11.3
Rubio	57/47	1691	185	514	.360	27	92	.293	211	264	.3799	44	185	229	418	143	137	5	608	10.7
Budinger	23/1	508	79	191	.414	26	81	.321	32	42	.762	15	56	71	25	29	14	7	216	9.4
Cunningham	80/9	2010	314	671	.468	0	6	.000	67	103	.650	142	266	408	67	153	84	38	695	8.7
Shved	77/16	1840	236	635	.372	85	288	.295	108	150	.720	41	134	175	286	117	54	27	665	8.6
Howard	11/4	207	31	77	.403	5	16	.313	7	12	.583	9	27	36	4	18	10	3	74	6.7
Roy	5/5	122	11	35	.314	0	9	.000	7	10	.700	3	11	14	23	5	3	0	29	5.8
Gelabale	36/13	644	72	139	.518	16	52	.308	21	24	.875	32	67	99	26	47	16	4	181	5.0
Lee	16/12	289	29	76	.382	8	24	.333	12	20	.600	15	24	39	20	30	12	6	78	4.9
Stiemsma	76/19	1209	127	278	.457	0	0	---	53	69	.768	61	200	261	30	184	44	90	307	4.0
Johnson	30/0	284	48	75	.640	0	0	---	21	34	.618	20	40	60	8	49	7	28	117	3.9
Hayward	4/0	31	2	10	.200	0	4	.000	6	6	1.000	0	4	4	3	3	2	0	10	2.5
Amundson	20/0	161	14	38	.368	0	0	---	4	20	.200	23	24	47	3	26	7	6	32	1.6
Conroy	4/0	20	0	9	.3000	0	3	.000	1	2	.500	1	0	1	0	1	0	0	1	0.3
<b>TIMBERWOLVES</b>	<b>82</b>	<b>19730</b>	<b>2943</b>	<b>6702</b>	<b>.439</b>	<b>450</b>	<b>1475</b>	<b>.305</b>	<b>1515</b>	<b>2042</b>	<b>.742</b>	<b>973</b>	<b>2473</b>	<b>3446</b>	<b>1836</b>	<b>1509</b>	<b>700</b>	<b>387</b>	<b>7851</b>	<b>95.7</b>
<b>OPPONENTS</b>	<b>82</b>	<b>19730</b>	<b>3113</b>	<b>6657</b>	<b>.468</b>	<b>576</b>	<b>1559</b>	<b>.369</b>	<b>1243</b>	<b>1652</b>	<b>.752</b>	<b>871</b>	<b>2583</b>	<b>3454</b>	<b>1832</b>	<b>1847</b>	<b>661</b>	<b>481</b>	<b>8045</b>	<b>98.1</b>



## 2012-13: DAY-BY-DAY

G#	DATE	OPPONENT	WOLVES/OPP	RECORD	HIGH POINTS	HIGH REBOUNDS	ATTENDANCE
1	Nov 2	SACRAMENTO	W 92- 80	1-0	Barea - 21	Cunningham - 9	19,356
2	Nov 4	@Toronto	L 86-105	1-1	Kirilenko - 17	Williams - 8	16,754
3	Nov 5	@Brooklyn	W 107- 96	2-1	Pekovic - 21	Cunningham - 11	14,017
4	Nov 7	ORLANDO	W 90- 75	3-1	Ridnour - 19	Williams - 6	17,121
5	Nov 9	INDIANA	W 96- 94	4-1	Budinger - 18	Pekovic - 8	18,222
6	Nov 10	@Chicago	L 80- 87	4-2	Pekovic - 18	Kirilenko - 12	21,974
7	Nov 12	@Dallas	W 90- 82	5-2	Pekovic - 20	Kirilenko - 11	19,322
8	Nov 14	CHARLOTTE	L 87- 89	5-3	Kirilenko - 26	Kirilenko - 12	13,272
9	Nov 16	GOLDEN STATE	L 98-106	5-4	Williams - 23	Williams - 7	16,013
10	Nov 21	DENVER	L 94-101	5-5	Love - 34	Love - 14	16,879
11	Nov 23	@Portland	L 95-103	5-6	Love - 24	Love - 13	20,555
12	Nov 24	@Golden State	L 85- 96	5-7	Pekovic - 17	Love - 15	19,084
13	Nov 27	@Sacramento	W 97- 89	6-7	Love - 23	Love - 24	10,741
14	Nov 28	@L.A. Clippers	L 95-101	6-8	Love - 19	Love - 12	19,060
15	Nov 30	MILWAUKEE	W 95- 85	7-8	Ridnour/Shved - 16	Pekovic - 16	16,418
16	Dec 4	@Philadelphia	W105- 88	8-8	Shved - 17	Howard/Love - 10	13,986
17	Dec 5	@Boston	L 94-104	8-9	Love - 19	Love - 13	18,624
18	Dec 7	CLEVELAND	W 91- 73	9-9	Love - 36	Love - 13	16,623
19	Dec 12	DENVER	W108-105	10-9	Pekovic - 22	Love - 14	16,444
20	Dec 14	@New Orleans	W113-102	11-9	Pekovic - 31	Kirilenko - 11	14,671
21	Dec 15	DALLAS	W114-106 (OT)	12-9	Pekovic - 21	Kirilenko - 10	18,173
22	Dec 17	@Orlando	L 93-102	12-10	Love - 23	Love - 15	16,992
23	Dec 18	@Miami	L 92-103	12-11	Kirilenko - 22	Love - 18	19,862
24	Dec 20	OKLAHOMA CITY	W 99- 93	13-11	Love - 28	Love - 11	17,114
25	Dec 23	@New York	L 91- 94	13-12	Pekovic - 21	Pekovic - 17	19,033
26	Dec 26	HOUSTON	L 84- 87	13-13	Barea - 18	Love - 12	20,340
27	Dec 29	PHOENIX	W111-107	14-13	Pekovic - 28	Love - 18	19,356
28	Jan 2	@Utah	L 84-106	14-14	Love/Shved - 13	Love - 10	19,120
29	Jan 3	@Denver	W101- 97	15-14	Barea/Shved - 17	Love - 17	16,921
30	Jan 5	PORTLAND	L 97-102	15-15	Pekovic - 21	Pekovic - 15	16,220
31	Jan 8	ATLANTA	W108-103	16-15	Pekovic - 25	Pekovic - 18	15,988
32	Jan 9	@Oklahoma Cit	L 84-106	16-16	Shved - 18	Williams - 11	18,203
33	Jan 11	@New Orleans	L 92-104	16-17	Ridnour - 20	Cunningham - 9	13,538
34	Jan 13	@San Antonio	L 88-106	16-18	Barea - 15	Kirilenko - 11	18,144
35	Jan 14	@Dallas	L 98-113	16-19	Barea - 21	Pekovic - 12	19,486
36	Jan 17	L.A. CLIPPERS	L 77- 90	16-20	Ridnour - 21	Pekovic - 9	16,198
37	Jan 19	HOUSTON	W 92- 79	17-20	Kirilenko - 21	Kirilenko - 11	16,799
38	Jan 21	@Atlanta	L 96-104	17-21	Williams - 17	Kirilenko - 6	13,808
39	Jan 23	BROOKLYN	L 83- 91	17-22	Kirilenko - 15	Kirilenko/Johnson/ Williams - 6	15,785
40	Jan 25	@Washington	L101-114	17-23	Williams - 18	Williams - 11	14,095
41	Jan 26	@Charlotte	L101-102	17-24	Ridnour - 22	Ridnour/Stiemsma - 7	15,397

G#	DATE	OPPONENT	WOLVES/OPP	RECORD	HIGH POINTS	HIGH REBOUNDS	ATTENDANCE
42	Jan 30	L.A. CLIPPERS	L 90- 96	17-25	Pekovic - 17	Pekovic - 12	15,312
43	Feb 1	L.A. LAKERS	L100-111	17-26	Shved - 18	Pekovic/Williams - 9	18,547
44	Feb 2	NEW ORLEANS	W115- 86	18-26	Cunningham - 18	Pekovic - 7	16,289
45	Feb 4	PORTLAND	L 98-100	18-27	Cunningham - 23	Pekovic - 11	13,446
46	Feb 6	SAN ANTONIO	L 94-104	18-28	Pekovic - 21	Williams - 12	15,224
47	Feb 8	NEW YORK	L 94-100	18-29	Ridnour - 20	Pekovic - 11	16,542
48	Feb 10	@Memphis	L 88-105	18-30	Ridnour/Rubio - 17	Pekovic/Williams - 6	16,023
49	Feb 11	@Cleveland	W100- 92	19-30	Ridnour - 21	Pekovic - 10	11,556
50	Feb 13	UTAH	L 93- 97	19-31	Williams - 24	Williams - 16	13,117
51	Feb 20	PHILADELPHIA	W 94- 87	20-31	Pekovic - 27	Pekovic - 18	14,439
52	Feb 22	@Oklahoma Cit	L111-127	20-32	Shved - 17	Stiemsma - 6	18,203
53	Feb 24	GOLDEN STATE	L 99-100	20-33	Williams - 23	Williams - 12	18,033
54	Feb 26	@Phoenix	L 83- 84 (OT)	20-34	Williams - 21	Pekovic/Williams - 12	14,973
55	Feb 28	@L.A. Lakers	L 94-116	20-35	Barea - 20	Rubio/Williams - 8	18,997
56	Mar 2	@Portland	L 94-109	20-36	Williams - 23	Rubio - 9	20,390
57	Mar 4	MIAMI	L 81- 97	20-37	Williams - 25	Cunningham - 11	18,391
58	Mar 6	WASHINGTON	W 87- 82	21-37	Williams - 16	Williams - 8	13,233
59	Mar 9	@Denver	L 88-111	21-38	Gelabale - 19	Johnson - 8	18,823
60	Mar 10	DALLAS	L 77-100	21-39	Williams - 18	Williams - 9	15,209
61	Mar 12	SAN ANTONIO	W107- 83	22-39	Rubio - 21	Rubio - 13	14,219
62	Mar 13	@Indiana	L 91-107	22-40	Rubio - 21	Stiemsma - 9	14,187
63	Mar 15	@Houston	L100-108	22-41	Williams/Barea - 19	Gelabale/Rubio - 7	18,046
64	Mar 17	NEW ORLEANS	W 97- 95	23-41	Williams - 28	Williams - 7	14,246
65	Mar 18	@Memphis	L 77- 92	23-42	Shved - 12	Gelabale/Cunningham/ Stiemsma - 7	16,378
66	Mar 21	@Sacramento	L 98-101	23-43	Pekovic - 18	Pekovic - 12	12,176
67	Mar 22	@Phoenix	W117- 86	24-43	Kirilenko - 20	Stiemsma - 10	16,155
68	Mar 24	CHICAGO	L 97-104	24-44	Williams - 28	Pekovic - 8	17,330
69	Mar 26	@Detroit	W105- 82	25-44	Barea - 21	Pekovic - 11	16,877
70	Mar 27	L.A. LAKERS	L117-120	25-45	Pekovic - 19	Pekovic - 16	18,029
71	Mar 29	OKLAHOMA CITY	W101- 93	26-45	Pekovic - 22	Pekovic - 15	18,121
72	Mar 30	MEMPHIS	L 86- 99	26-46	Rubio - 23	Rubio - 10	13,680
73	Apr 1	BOSTON	W110-100	27-46	Pekovic - 29	Kirilenko - 9	14,546
74	Apr 3	@Milwaukee	W107- 98	28-46	Pekovic - 27	Pekovic/Cunningham - 8	15,386
75	Apr 5	TORONTO	L 93- 95	28-47	Pekovic - 24	Pekovic - 8	16,681
76	Apr 6	DETROIT	W107-101	29-47	Pekovic/Barea - 20	Pekovic - 13	15,311
77	Apr 9	@Golden State	L 89-105	29-48	Budinger - 17	Stiemsma - 9	19,596
78	Apr 10	@L.A. Clipper	L 95-111	29-49	Pekovic - 20	Williams - 10	19,060
79	Apr 12	@Utah	L100-107	29-50	Barea - 23	Stiemsma - 7	19,609
80	Apr 13	PHOENIX	W105- 93	30-50	Rubio - 24	Cunningham - 8	16,701
81	Apr 15	UTAH	L 80- 96	30-51	Williams - 18	Stiemsma - 8	17,009
82	Apr 17	@San Antonio	W108- 95	31-51	Williams - 21	Stiemsma - 9	18,581



## 2011-12: 26-40



**BACK ROW (L-R):** Player Development Coach Shawn Respert, Michael Beasley, Kevin Love, Nikola Pekovic, Darko Milicic, Brad Miller, Anthony Randolph, Assistant Coach Jack Sikma.

**MIDDLE ROW (L-R):** Video Coordinator Adam Johansen, Head Athletic Trainer Gregg Farnam, Strength and Conditioning Coach Keke Lyles, J.J. Barea, Ricky Rubio, Wayne Ellington, Player Development Coach David Adelman, Assistant Coach Terry Porter, Physical Therapist/Assistant Athletic Trainer Andrew Tai, Assistant Coach T.R. Dunn, Assistant Coach Bill Bayno.

**FRONT ROW (L-R):** President of Basketball Operations David Kahn, Wes Johnson, Malcolm Lee, Derrick Williams, Head Coach Rick Adelman, Luke Ridnour, Anthony Tolliver, Martell Webster.

PLAYER	G/GS	MIN	FIELD GOALS			3-POINT FG			FREE THROWS			REBOUNDS			AST	PF	STL	BLK	PTS	AVG
			FG	FGA	PCT	FG	FGA	PCT	FT	FTA	PCT	OFF	DEF	TOT						
Love	55/55	2145	474	1059	.448	105	252	.372	379	460	.824	226	508	734	111	152	47	28	1432	26.0
Pekovic	47/35	1264	256	454	.564	0	0	---	139	187	.743	181	165	346	31	98	29	31	651	13.9
Ridnour	53/53	1750	242	550	.440	49	152	.322	106	119	.891	19	122	141	252	136	56	16	639	12.1
Beasley	47/7	1087	221	497	.445	38	101	.376	61	95	.642	39	168	207	45	83	18	19	541	11.5
Barea	41/11	1032	167	418	.400	53	143	.371	76	98	.776	14	100	114	232	61	21	0	463	11.3
Rubio	41/31	1404	139	389	.357	32	94	.340	126	157	.803	21	150	171	336	97	91	8	436	10.6
Williams	66/15	1418	205	498	.412	37	138	.268	136	195	.697	77	234	311	38	95	30	31	583	8.8
Randolph	34/5	517	94	200	.470	0	1	.000	64	84	.762	42	81	123	19	56	13	35	252	7.4
Webster	47/26	1140	115	272	.423	37	109	.339	57	72	.792	42	126	168	40	86	31	17	324	6.9
Ellington	51/4	973	122	302	.404	35	108	.324	32	40	.800	14	85	99	33	56	26	10	311	6.1
Johnson	65/64	1469	158	397	.398	53	169	.314	24	34	.706	24	153	177	59	115	35	48	393	6.0
Milicic	29/23	472	59	130	.454	0	0	---	16	37	.432	35	62	97	17	59	9	25	134	4.6
Tolliver	51/0	882	71	782	.390	25	101	.248	41	55	.745	50	103	153	22	86	18	19	208	4.1
Lee	19/0	243	23	59	.390	2	10	.200	14	17	.824	9	17	26	31	22	8	4	62	3.3
Miller	15/1	146	9	27	.333	7	15	.467	10	12	.833	4	15	19	24	10	4	2	35	2.3
<b>TIMBERWOLVES</b>	<b>66</b>	<b>15940</b>	<b>2355</b>	<b>5434</b>	<b>.433</b>	<b>473</b>	<b>1423</b>	<b>.332</b>	<b>1281</b>	<b>1662</b>	<b>.771</b>	<b>797</b>	<b>2089</b>	<b>2886</b>	<b>1290</b>	<b>1212</b>	<b>436</b>	<b>293</b>	<b>6464</b>	<b>97.9</b>
<b>OPPONENTS</b>	<b>66</b>	<b>15940</b>	<b>2572</b>	<b>5656</b>	<b>.455</b>	<b>406</b>	<b>1195</b>	<b>.340</b>	<b>1059</b>	<b>1402</b>	<b>.755</b>	<b>771</b>	<b>2096</b>	<b>2867</b>	<b>1422</b>	<b>1435</b>	<b>549</b>	<b>377</b>	<b>6609</b>	<b>100.1</b>





## 2011-12: DAY-BY-DAY

G#	DATE	OPPONENT	WOLVES/OPP	RECORD	HIGH POINTS	HIGH REBOUNDS	ATTENDANCE
1	12/26	OKLAHOMA CITY	L 100-104	0-1	Beasley - 24	Love - 12	19,406
2	12/27	@ Milwaukee	L 95-98	0-2	Love - 31	Love - 20	17,352
3	12/30	MIAMI	L 101-103	0-3	Love - 25	Love - 12	19,356
4	1/1	DALLAS	W 99-82	1-3	Love - 25	Love - 17	15,115
5	1/2	SAN ANTONIO	W 106-96	2-3	Love - 24	Love - 15	14,514
6	1/4	MEMPHIS	L 86-90	2-4	Love - 27	Love - 14	17,404
7	1/6	CLEVELAND	L 87-98	2-5	Love - 29	Love - 14	16,943
8	1/8	@ Washington	W 93-72	3-5	Love - 20	Love - 16	13,095
9	1/9	@ Toronto	L 87-97	3-6	Barea - 16	Love - 14	14,097
10	1/10	CHICAGO	L 100-111	3-7	Ridnour - 22	Love - 13	19,356
11	1/13	@ New Orleans	W 87-80	4-7	Love - 34	Love - 15	14,295
12	1/14	@ Atlanta	L 91-93	4-8	Love - 30	Love - 13	13,135
13	1/16	SACRAMENTO	W 99-86	5-8	Love - 33	Love - 11	16,159
14	1/18	DETROIT	W 93-85	6-8	Love - 20	Love - 17	15,598
15	1/20	@ L.A. Clippers	W 101-98	7-8	Milicic - 22	Love - 14	19,492
16	1/21	@ Utah	L 98-108	7-9	Rubio - 17	Love/Williams - 8	19,911
17	1/23	HOUSTON	L 92-107	7-10	Love - 39	Love - 11	16,924
18	1/25	@ Dallas	W 105-90	8-10	Love - 31	Love - 11	20,150
19	1/27	SAN ANTONIO	W 87-79	9-10	Love/Rubio - 18	Love - 16	16,699
20	1/29	L.A. LAKERS	L 101-106	9-11	Love - 33	Love - 13	17,551
21	1/30	@ Houston	W 120-108	10-11	Beasley - 34	Rubio - 8	14,264
22	2/1	INDIANA	L 99-109	10-12	Love - 21	Love - 17	15,017
23	2/3	@ New Jersey	W 108-105	11-12	Pekovic - 27	Pekovic - 11	15,069
24	2/4	HOUSTON	W 100-91	12-12	Love - 25	Love - 18	19,356
25	2/7	SACRAMENTO	W 86-84	13-12	Pekovic - 23	Beasley - 14	14,073
26	2/8	@ Memphis	L 80-85	13-13	Barea - 17	Pekovic/Williams - 9	13,287
27	2/10	DALLAS	L 97-104	13-14	Love - 32	Love - 12	17,119
28	2/11	NEW YORK	L 98-100	13-15	Love - 32	Love - 21	20,232
29	2/13	@ Orlando	L 89-102	13-16	Love - 19	Love - 15	18,846
30	2/15	CHARLOTTE	W 102-90	14-16	Love - 30	Love - 18	15,139
31	2/17	@ Houston	W 111-98	15-16	Love - 33	Love - 17	16,836
32	2/19	PHILADELPHIA	W 92-91	16-16	Rubio - 22	Love - 15	18,759
33	2/20	@ Denver	L 101-103 (OT)	16-17	Love - 22	Love - 13	17,236

G#	DATE	OPPONENT	WOLVES/OPP	RECORD	HIGH POINTS	HIGH REBOUNDS	ATTENDANCE
34	2/22	UTAH	W 100-98	17-17	Barea - 22	Pekovic - 12	18,776
35	2/28	@ L.A. Clippers	W 109-97	18-17	Beasley/Williams - 27	Love/Rubio - 7	19,243
36	2/29	@ L.A. Lakers	L 85-104	18-18	Beasley/Webster - 14	Randolph - 9	18,997
37	3/1	@ Phoenix	L 95-104	18-19	Love - 23	Love - 10	15,071
38	3/3	@ Portland	W 122-110	19-19	Love - 42	Love - 10	20,644
39	3/5	L.A. CLIPPERS	W 95-94	20-19	Love - 39	Love - 17	19,509
40	3/7	PORTLAND	W 106-94	21-19	Love - 29	Love - 16	17,118
41	3/9	L.A. LAKERS	L 102-105	21-20	Pekovic - 25	Pekovic - 13	20,164
42	3/10	NEW ORLEANS	L 89-95	21-21	Love - 31	Love - 16	20,123
43	3/12	@ Phoenix	W 127-124	22-21	Love - 30	Pekovic/Williams - 8	14,568
44	3/15	@ Utah	L 105-111 (OT)	22-22	Love - 25	Love - 16	18,503
45	3/16	@ L.A. Lakers	L 92-97	22-23	Love - 27	Love - 15	18,997
46	3/18	@ Sacramento	L 99-105	22-24	Love - 21	Love - 11	15,616
47	3/19	@ Golden State	W 97-93	23-24	Love - 36	Love - 16	19,596
48	3/21	@ San Antonio	L 100-116	23-25	Barea - 18	Love - 12	18,581
49	3/23	@ Oklahoma City	L 140-149 (2OT)	23-26	Love - 51	Love - 14	18,203
50	3/25	DENVER	W 117-100	24-26	Love - 30	Love - 21	20,023
51	3/27	@ Memphis	L 86-93	24-27	Love - 28	Love - 11	14,796
52	3/28	@ Charlotte	W 88-83	25-27	Love - 40	Love - 19	10,540
53	3/30	BOSTON	L 79-100	25-28	Love - 22	Love - 11	19,356
54	4/1	@ Portland	L 106-119	25-29	Love - 26	Love - 9	20,359
55	4/2	@ Sacramento	L 108-116	25-30	Love - 23	Love - 7	12,279
56	4/4	GOLDEN STATE	L 94-97	25-31	Love - 29	Love - 12	17,161
57	4/7	@ New Orleans	L 90-99	25-32	Love - 29	Love - 12	15,520
58	4/9	PHOENIX	L 90-114	25-33	Love - 25	Love - 13	17,274
59	4/11	@ Denver	L 107-113	25-34	Randolph - 28	Williams - 8	15,823
60	4/12	L.A. CLIPPERS	L 82-95	25-35	Pekovic - 17	Beasley - 10	16,016
61	4/14	OKLAHOMA CITY	L 110-115	25-36	Beasley - 26	Pekovic - 13	19,552
62	4/16	@ Indiana	L 88-111	25-37	Barea - 14	Williams - 10	11,845
63	4/17	MEMPHIS	L 84-91	25-38	Barea - 28	Pekovic - 11	16,709
64	4/19	@ Detroit	W 91-80	26-38	Pekovic - 23	Randolph - 10	12,458
65	4/22	GOLDEN STATE	L 88-93	26-39	Pekovic - 19	Pekovic - 16	15,872
66	4/26	DENVER	L 102-131	26-40	Barea - 20	Pekovic - 10	14,824



## 2010-11: 17-65



**BACK ROW (L-R):** Player Development Coach Darrick Martin, Assistant Coach J.B. Bickerstaff, Assistant Coach Bill Laimbeer, Head Coach Kurt Rambis, Assistant Coach Reggie Theus, Assistant Coach Dave Wohl, Player Development Assistant Coach Jason Glover, Director of Security Bob Goedderz.

**MIDDLE ROW (L-R):** Physical Therapist/Assistant Athletic Trainer Andrew Tai, Strength and Conditioning Coach Dave Vitel, Wayne Ellington, Luke Ridnour, Jonny Flynn, Sebastian Telfair, Martell Webster, Athletic Trainer Gregg Farnam, Video Coordinator Adam Johansen.

**FRONT ROW (L-R):** President of Basketball Operations David Kahn, Lazar Hayward, Anthony Randolph, Darko Milicic, Michael Beasley, Kevin Love, Nikola Pekovic, Anthony Tolliver, Wes Johnson.

PLAYER	G/GS	MIN	FIELD GOALS			3-POINT FG			FREE THROWS			REBOUNDS			AST	PF	STL	BLK	PTS	AVG
			FG	FGA	PCT	FG	FGA	PCT	FT	FTA	PCT	OFF	DEF	TOT						
Love	73/73	2611	482	1026	.470	88	211	.417	424	499	.850	330	782	1112	184	148	45	28	1476	20.2
Beasley	73/73	2361	561	1246	.450	60	164	.366	219	291	.753	118	291	409	158	222	54	52	1401	19.2
Ridnour	71/66	2159	319	681	.468	81	184	.440	121	137	.883	37	162	199	384	146	89	10	840	11.8
Webster	46/1	1094	152	340	.447	55	132	.417	94	122	.770	36	111	147	53	101	28	9	453	9.8
Johnson	79/63	2069	271	682	.397	103	289	.356	64	92	.696	51	189	240	148	163	58	54	709	9.0
Milicic	69/69	1686	271	578	.469	0	0	---	64	115	.557	133	227	360	104	229	54	140	606	8.8
Brewer	56/22	1362	168	437	.384	26	99	.263	121	171	.708	45	107	152	77	134	89	14	483	8.6
Randolph (TOT)	40/3	590	123	264	.466	1	4	.250	58	86	.674	43	117	160	33	62	22	24	305	7.6
Randolph (MIN)	23/3	463	109	219	.498	0	0	---	52	74	.703	32	88	120	26	47	18	16	270	11.7
Telfair	37/8	711	97	241	.402	28	78	.359	44	60	.733	17	37	54	111	64	25	3	266	7.2
Tolliver	65/4	1362	141	313	.450	47	115	.409	105	131	.802	92	203	295	82	145	28	28	434	6.7
Ellington	62/8	1181	160	397	.403	48	121	.397	42	53	.792	26	82	108	72	85	28	3	410	6.6
Pekovic	65/11	887	136	263	.517	0	0	---	87	114	.763	90	103	193	27	181	18	35	359	5.5
Flynn	53/8	983	108	296	.365	31	100	.310	32	42	.762	12	65	77	182	58	34	3	279	5.3
Hayward	42/0	419	55	154	.357	17	60	.283	33	42	.786	23	47	70	28	44	12	7	160	3.8
Ager	4/0	29	6	11	.545	3	4	.750	0	0	---	0	2	2	1	4	1	0	15	3.8
Koufos	39/1	336	47	108	.435	0	2	.000	12	24	.500	42	55	97	7	50	8	20	106	2.7
Gaines	8/0	65	7	22	.318	2	6	.333	5	10	.500	1	5	6	6	4	3	0	21	2.6
<b>TIMBERWOLVES</b>	<b>82</b>	<b>19780</b>	<b>3090</b>	<b>7014</b>	<b>.441</b>	<b>589</b>	<b>1565</b>	<b>.376</b>	<b>1519</b>	<b>1977</b>	<b>.768</b>	<b>1085</b>	<b>2556</b>	<b>3641</b>	<b>1650</b>	<b>1825</b>	<b>592</b>	<b>422</b>	<b>8288</b>	<b>101.1</b>
<b>OPPONENTS</b>	<b>82</b>	<b>19780</b>	<b>3230</b>	<b>6902</b>	<b>.468</b>	<b>639</b>	<b>1707</b>	<b>.374</b>	<b>1733</b>	<b>2227</b>	<b>.778</b>	<b>913</b>	<b>2577</b>	<b>3490</b>	<b>2031</b>	<b>1717</b>	<b>777</b>	<b>447</b>	<b>8832</b>	<b>107.7</b>



## 2010-11: DAY-BY-DAY

G#	DATE	OPPONENT	WOLVES/OPP	RECORD	HIGH POINTS	HIGH REBOUNDS	ATTENDANCE	G#	DATE	OPPONENT	WOLVES/OPP	RECORD	HIGH POINTS	HIGH REBOUNDS	ATTENDANCE
1	10/27	SACRAMENTO	L 116-117	0-1	Ridnour - 20	Love - 10	17,067	42	1/17	@ Portland	L 102-113	10-32	Love/Milicic - 22	Love - 17	20,239
2	10/29	MILWAUKEE	W 96-85	1-1	Beasley - 21	Love - 16	17,197	43	1/19	@ L.A. Clipper	L 111-126	10-33	Love - 26	Love - 11	17,793
3	10/30	@ Memphis	L 89-109	1-2	Ellington - 15	Love - 13	12,753	44	1/24	HOUSTON	L 125-129	10-34	Love - 24	Love - 17	11,983
4	11/2	@ Miami	L 97-129	1-3	Love - 20	Pekovic - 8	19,600	45	1/26	OKLAHOMA CITY	L 117-118 (OT)	10-35	Love - 31	Love - 21	14,979
5	11/3	@ Orlando	L 86-128	1-4	Love - 22	Love - 9	18,846	46	1/28	@ Utah	L 100-108	10-36	Love - 22	Love - 15	19,911
6	11/5	ATLANTA	L 103-113	1-5	Brewer/Johnson/ Love - 18	Love - 12	17,222	47	1/29	TORONTO	W 103-87	11-36	Love - 21	Love - 12	14,991
7	11/7	@ Houston	L 94-120	1-6	Love - 16	Love - 16	15,058	48	2/2	MEMPHIS	L 84-102	11-37	Beasley - 19	Love - 10	12,662
8	11/9	@ L.A. Lakers	L 94-99	1-7	Love - 23	Love - 24	18,997	49	2/4	@ Toronto	L 100-111	11-38	Love - 20	Love - 15	14,389
9	11/10	@ Sacramento	W 98-89	2-7	Beasley - 42	Beasley/Love - 9	12,433	50	2/5	DENVER	L 100-113	11-39	Beasley - 23	Love - 19	15,389
10	11/12	NEW YORK	W 112-103	3-7	Beasley - 35	Love - 31	15,232	51	2/7	@ New Orleans	W 104-92	12-39	Love - 27	Love - 17	13,401
11	11/14	@ Atlanta	L 105-111	3-8	Beasley - 25	Love - 17	12,027	52	2/8	@ Houston	W 112-108	13-39	Love - 20	Love - 14	15,679
12	11/15	@ Charlotte	L 110-113	3-9	Beasley - 28	Milicic - 12	11,211	53	2/11	@ Indiana	L 105-116	13-40	Love - 22	Love - 15	12,559
13	11/17	L.A. CLIPPERS	W 113-111	4-9	Beasley - 33	Love - 14	12,909	54	2/12	PHILADELPHIA	L 87-107	13-41	Love - 16	Love - 13	17,011
14	11/19	L.A. LAKERS	L 95-112	4-10	Beasley - 25	Milicic - 16	19,356	55	2/14	PORTLAND	L 81-95	13-42	Webster - 17	Love - 11	11,227
15	11/22	@ Oklahoma City	L 107-117	4-11	Love - 24	Love - 17	17,653	56	2/16	L.A. CLIPPERS	L 90-98	13-43	Ellington/Love - 18	Love - 18	15,227
16	11/24	SAN ANTONIO	L 109-113 (OT)	4-12	Love - 32	Love - 22	13,117	57	2/22	@ Milwaukee	L 88-94	13-44	Beasley - 21	Love - 17	13,106
17	11/27	GOLDEN STATE	L 94-104	4-13	Beasley - 28	Love - 22	14,440	58	2/23	MEMPHIS	L 95-104	13-45	Ellington - 16	Love - 11	11,497
18	12/1	@ Dallas	L 86-100	4-14	Beasley - 16	Love - 15	19,567	59	2/25	NEW ORLEANS	L 81-95	13-46	Johnson/Ridnour - 22	Love - 14	16,965
19	12/3	@ San Antonio	L 101-107	4-15	Beasley - 28	Love - 18	18,581	60	2/27	GOLDEN STATE	W 126-123	14-46	Love - 37	Love - 23	16,021
20	12/4	CLEVELAND	W 129-95	5-15	Love - 28	Love - 19	14,422	61	3/1	L.A. LAKERS	L 79-90	14-47	Johnson - 20	Love - 11	17,111
21	12/6	@ New York	L 114-121	5-16	Love - 33	Love - 15	19,763	62	3/2	@ Detroit	W 116-105	15-47	Love - 20	Love - 20	13,122
22	12/8	OKLAHOMA CITY	L 103-111	5-17	Beasley - 26	Love - 21	13,907	63	3/4	@ Philadelphia	L 100-111	15-48	Love - 21	Love - 23	12,008
23	12/10	DETROIT	W 109-99	6-17	Love - 27	Love - 18	13,988	64	3/5	@ Washington	L 96-103	15-49	Love - 20	Love - 21	18,216
24	12/11	@ Chicago	L 82-113	6-18	Love - 23	Love - 15	21,102	65	3/7	DALLAS	L 105-108	15-50	Love - 23	Love - 17	13,288
25	12/14	@ Golden State	L 99-108	6-19	Milicic - 25	Love - 14	17,615	66	3/9	INDIANA	W 101-75	16-50	Beasley/Love - 16	Love - 21	15,153
26	12/15	@ Phoenix	L 122-128	6-20	Love - 23	Love - 16	16,977	67	3/11	UTAH	W 122-101	17-50	Love - 24	Love - 12	18,534
27	12/17	@ Portland	L 102-107	6-21	Beasley - 33	Love - 17	20,310	68	3/13	@ Golden State	L 77-100	17-51	Beasley/Webster - 16	Love - 12	17,788
28	12/18	@ Denver	L 113-115	6-22	Love - 43	Love - 17	15,409	69	3/16	@ Utah	L 104-119	17-52	Love - 22	Love - 11	19,465
29	12/20	@ L.A. Clipper	L 90-113	6-23	Beasley - 20	Love - 10	16,053	70	3/18	@ L.A. Lakers	L 98-106	17-53	Johnson - 29	Love - 13	18,997
30	12/22	UTAH	L 107-112	6-24	Love - 25	Love - 19	15,809	71	3/20	SACRAMENTO	L 95-127	17-54	Ridnour - 22	Milicic - 6	18,993
31	12/26	@ Cleveland	W 98-97	7-24	Beasley - 28	Love - 18	20,562	72	3/24	@ Dallas	L 96-104	17-55	Randolph - 31	Randolph - 11	20,296
32	12/27	NEW ORLEANS	W 113-98	8-24	Beasley - 30	Love - 11	11,679	73	3/25	@ Oklahoma City	L 103-111	17-56	Randolph - 24	Randolph - 15	18,203
33	12/29	DENVER	L 113-119	8-25	Beasley - 33	Love - 14	17,093	74	3/27	BOSTON	L 82-85	17-57	Beasley - 28	Tolliver - 15	19,178
34	1/1	NEW JERSEY	W 103-88	9-25	Love - 23	Love - 10	12,665	75	3/30	CHICAGO	L 91-108	17-58	Love - 16	Love - 9	19,207
35	1/3	@ Boston	L 93-96	9-26	Beasley - 19	Love - 24	18,624	76	4/1	MIAMI	L 92-111	17-59	Webster - 22	Love - 7	19,096
36	1/5	CHARLOTTE	L 105-108 (OT)	9-27	Love - 35	Love - 15	14,881	77	4/2	@ Memphis	L 89-106	17-60	Beasley - 20	Pekovic - 6	15,327
37	1/7	PORTLAND	L 98-108	9-28	Love - 30	Love - 19	12,213	78	4/5	@ New Jersey	L 105-107	17-61	Beasley/Randolph-20	Beasley - 11	13,461
38	1/9	@ San Antonio	L 91-94	9-29	Love - 18	Love - 17	18,581	79	4/6	PHOENIX	L 98-108	17-62	Beasley - 24	Beasley - 11	16,113
39	1/11	SAN ANTONIO	L 96-107	9-30	Love - 20	Love - 20	11,209	80	4/9	@ Denver	L 106-130	17-63	Hayward/Webster-15	Tolliver - 7	19,155
40	1/13	WASHINGTON	W 109-97	10-30	Love - 35	Love/Milicic - 11	11,437	81	4/11	@ Phoenix	L 127-135 (OT)	17-64	Beasley - 26	Randolph/Tolliver - 10	17,485
41	1/15	ORLANDO	L 99-108	10-31	Brewer - 23	Love - 15	17,391	82	4/13	HOUSTON	L 102-121	17-65	Beasley - 34	Tolliver - 13	17,101





## 2009-10: 15-67



**BACK ROW (L-R):** Video Coordinator Mike Lindahl, Assistant Director of Player Development Darrick Martin, Assistant Coach J.B. Bickerstaff, Assistant Coach Bill Laimbeer, Head Coach Kurt Rambis, Assistant Coach Reggie Theus, Assistant Coach Dave Wohl, Director of Security Bob Goedderz

**MIDDLE ROW (L-R):** Strength and Conditioning Intern Joe Bueckers, Strength and Conditioning Coach Dave Vitel, Physical Therapist Andre Deloya, Sasha Pavlovic, Wayne Ellington, Jonny Flynn, Ramon Sessions, Ryan Gomes, Corey Brewer, Damien Wilkins, Orthopaedic Surgeon Dr. David Fischer, Vice President of Team Medical Services Dr. Sheldon Burns, Athletic Trainer Gregg Farnam, Training Intern Tim Greve

**FRONT ROW (L-R):** President Chris Wright, Ryan Hollins, Oleksiy Pecherov, Al Jefferson, President of Basketball Operations David Kahn, Owner Glen Taylor, Kevin Love, Brian Cardinal, Darko Milicic, CEO Rob Moor

PLAYER	G/GS	MIN	FIELD GOALS			3-POINT FG			FREE THROWS			REBOUNDS			AST	PF	STL	BLK	PTS	AVG
			FG	FGA	PCT	FG	FGA	PCT	FT	FTA	PCT	OFF	DEF	TOT						
Jefferson	76/76	2463	560	1125	.498	0	4	.000	181	266	.680	180	523	703	137	205	63	98	1301	17.1
Love	60/22	1714	291	646	.450	35	106	.330	225	276	.815	227	431	658	136	136	43	23	842	14.0
Flynn	81/81	2339	397	952	.417	77	215	.358	223	270	.826	24	167	191	356	98	82	2	1094	13.5
Brewer	82/82	2482	409	949	.431	82	237	.346	166	256	.648	70	209	279	193	224	117	29	1066	13.0
Gomes	76/64	2210	327	732	.447	74	199	.372	104	126	.825	76	272	348	124	155	62	16	832	10.9
Sessions	82/1	1732	253	555	.456	1	15	.067	167	233	.717	58	156	214	258	137	55	5	674	8.2
Milicic (TOT)	32/18	685	100	204	.490	0	1	.000	15	28	.536	47	104	151	47	82	22	34	215	6.7
Milicic (MIN)	24/18	614	92	187	.492	0	1	.000	15	28	.536	42	91	133	43	75	18	33	199	8.3
Ellington	76/1	1384	190	448	.424	64	162	.395	61	70	.871	33	126	159	74	72	20	5	505	6.6
Hollins	73/27	1223	169	303	.558	0	1	.000	109	158	.690	79	128	207	51	199	19	38	447	6.1
Wilkins	80/31	1585	165	381	.433	18	61	.295	103	129	.798	72	177	249	135	144	66	25	451	5.6
Pecherov	44/5	447	77	188	.410	14	52	.269	29	32	.906	32	92	124	11	55	9	14	197	4.5
Pavlovic	71/0	877	109	300	.363	35	118	.297	10	26	.385	12	105	117	58	84	23	6	263	3.7
Tucker (TOT)	15/0	95	17	39	.436	1	7	.143	16	21	.762	6	4	10	4	6	0	0	51	3.4
Tucker (MIN)	4/0	25	4	9	.444	0	0	---	0	0	---	1	2	3	1	1	0	0	8	2.0
Jawai	39/2	412	49	111	.441	0	1	.000	26	38	.684	49	55	104	24	58	10	9	124	3.2
Cardinal	29/0	267	14	36	.389	3	9	.333	17	18	.944	7	22	29	24	56	9	3	48	1.7
Hart	1/0	5	0	1	.000	0	0	---	0	0	---	0	0	0	1	0	1	0	0	0.0
<b>TIMBERWOLVES</b>	<b>82</b>	<b>19780</b>	<b>3106</b>	<b>6923</b>	<b>.449</b>	<b>403</b>	<b>1181</b>	<b>.341</b>	<b>1436</b>	<b>1926</b>	<b>.746</b>	<b>962</b>	<b>2556</b>	<b>3518</b>	<b>1626</b>	<b>1699</b>	<b>597</b>	<b>306</b>	<b>8051</b>	<b>98.2</b>
<b>OPPONENTS</b>	<b>82</b>	<b>19780</b>	<b>3343</b>	<b>6961</b>	<b>.480</b>	<b>618</b>	<b>1690</b>	<b>.366</b>	<b>1534</b>	<b>1981</b>	<b>.774</b>	<b>917</b>	<b>2640</b>	<b>3557</b>	<b>2103</b>	<b>1686</b>	<b>721</b>	<b>442</b>	<b>8838</b>	<b>107.8</b>



## 2009-10: DAY-BY-DAY

G#	DATE	OPPONENT	WOLVES/OPP	RECORD	HIGH POINTS	HIGH REBOUNDS	ATTENDANCE
1	10/28	NEW JERSEY	W 95-93	1-0	Flynn - 18	Wilkins - 10	18,358
2	10/30	CLEVELAND	L 87-104	1-1	Flynn - 17	Jefferson - 8	19,356
3	11/1	@ Phoenix	L 112-120	1-2	Gomes - 23	Gomes - 15	15,376
4	11/2	@ L.A. Clippers	L 90-93	1-3	Jefferson - 24	Sessions - 8	13,614
5	11/4	BOSTON	L 90-92	1-4	Pecherov - 24	Pecherov - 8	19,133
6	11/6	MILWAUKEE	L 72-87	1-5	Flynn - 20	Pecherov - 9	13,758
7	11/8	@ Portland	L 93-116	1-6	Jawai-16	Jefferson - 10	20,306
8	11/9	@ Golden State	L 105-146	1-7	Flynn - 20	Wilkins - 10	15,468
9	11/11	PORTLAND	L 84-107	1-8	Flynn - 15	Gomes - 7	13,555
10	11/13	DALLAS	L 77-89	1-9	Flynn - 11	Pavlovic - 10	12,372
11	11/14	@ Memphis	L 87-97	1-10	Brewer - 16	Hollins - 8	10,019
12	11/18	HOUSTON	L 84-97	1-11	Jefferson - 20	Jefferson - 10	11,137
13	11/21	@ Portland	L 78-106	1-12	Jefferson - 20	Jefferson/Pecherov - 10	20,453
14	11/23	@ L.A. Clippers	L 87-91	1-13	Flynn - 17	Jefferson - 13	13,815
15	11/25	DENVER	L 111-124	1-14	Brewer - 22	Brewer - 13	13,101
16	11/27	PHOENIX	L 95-120	1-15	Sessions - 23	Hollins - 6	18,225
17	11/29	@ Denver	W 106-100	2-15	Gomes - 27	Wilkins - 12	15,147
18	12/2	MEMPHIS	L 95-97	2-16	Gomes - 20	Jefferson - 9	11,408
19	12/4	@ New Orleans	L 89-98	2-17	Jefferson - 20	Jefferson - 14	14,720
20	12/5	UTAH	W 108-101	3-17	Gomes - 23	Jefferson - 11	18,466
21	12/8	@ Toronto	L 88-94	3-18	Love - 18	Jefferson - 11	15,167
22	12/9	NEW ORLEANS	L 96-97	3-19	Gomes - 21	Jefferson - 16	12,056
23	12/11	@ L.A. Lakers	L 92-104	3-20	Jefferson - 24	Love - 19	18,997
24	12/12	@ Sacramento	L 100-120	3-21	Jefferson - 26	Love - 12	11,333
25	12/14	@ Utah	W 110-108	4-21	Flynn - 28	Love - 14	18,090
26	12/16	L.A. CLIPPERS	L 95-120	4-22	Love - 19	Love - 12	12,526
27	12/18	SACRAMENTO	W 112-96	5-22	Brewer/Love - 20	Love - 16	13,144
28	12/20	@ Boston	L 104-122	5-23	Flynn - 21	Jefferson/Love - 11	18,624
29	12/22	ATLANTA	L 87-112	5-24	Jefferson - 17	Love - 19	11,271
30	12/23	@ New Jersey	W 103-99	6-24	Jefferson - 27	Love - 16	10,204
31	12/26	WASHINGTON	W 101-89	7-24	Brewer - 27	Wilkins - 13	16,838
32	12/29	@ San Antonio	L 99-117	7-25	Jefferson - 20	Love - 12	18,581
33	12/30	UTAH	L 103-107	7-26	Jefferson - 21	Love - 11	14,123
34	1/1	ORLANDO	L 94-106	7-27	Flynn - 23	Jefferson/Love - 10	17,065
35	1/2	@ Indiana	L 111-122	7-28	Jefferson - 23	Hollins - 9	12,685
36	1/6	GOLDEN STATE	L 101-107	7-29	Jefferson - 26	Love - 15	12,046
37	1/8	INDIANA	W 116-109	8-29	Jefferson - 25	Love - 13	13,111
38	1/9	@ Chicago	L 96-110	8-30	Gomes - 15	Love - 10	20,255
39	1/11	@ Denver	L 94-105	8-31	Brewer - 25	Jefferson - 15	14,669
40	1/13	@ Houston	L 114-120 (3OT)	8-32	Jefferson - 26	Jefferson - 26	15,175
41	1/15	@ Memphis	L 110-135	8-33	Brewer - 22	Love - 9	12,812

G#	DATE	OPPONENT	WOLVES/OPP	RECORD	HIGH POINTS	HIGH REBOUNDS	ATTENDANCE
42	1/18	PHILADELPHIA	W 108-103 (OT)	9-33	Flynn - 29	Jefferson - 13	14,637
43	1/20	OKLAHOMA CITY	L 92-94	9-34	Brewer - 25	Jefferson - 9	12,995
44	1/22	NEW ORLEANS	L 94-96	9-35	Jefferson - 25	Jefferson - 13	17,101
45	1/23	@ Milwaukee	L 94-127	9-36	Flynn - 20	Love - 12	17,742
46	1/26	@ New York	L 105-132	9-37	Brewer - 22	Jefferson - 10	18,111
47	1/27	@ Cleveland	L 95-109	9-38	Brewer - 22	Jefferson/Love - 10	20,562
48	1/29	L.A. CLIPPERS	W 111-97	10-38	Brewer - 20	Jefferson - 16	13,398
49	1/31	NEW YORK	W 112-91	11-38	Love - 25	Jefferson/Love - 11	13,711
50	2/5	@ Dallas	W 117-108	12-38	Flynn - 19	Love - 11	20,034
51	2/6	MEMPHIS	W 109-102	13-38	Gomes - 26	Jefferson/Love - 7	14,159
52	2/9	@ Philadelphia	L 97-119	13-39	Ellington - 16	Jefferson - 10	11,038
53	2/10	CHARLOTTE	L 92-93	13-40	Jefferson - 19	Jefferson - 10	13,352
54	2/16	@ Detroit	L 85-108	13-41	Love - 22	Love - 15	14,449
55	2/17	@ Washington	L 99-108	13-42	Jefferson - 18	Love - 13	13,143
56	2/19	CHICAGO	L 94-100	13-43	Brewer - 19	Flynn/Wilkins - 7	18,183
57	2/21	OKLAHOMA CITY	L 107-109	13-44	Flynn/Love - 19	Love - 14	14,202
58	2/23	@ Miami	W 91-88	14-44	Love - 17	Love - 12	15,854
59	2/24	@ Atlanta	L 92-98	14-45	Love - 19	Love - 12	15,059
60	2/26	@ Oklahoma City	L 92-109	14-46	Love - 19	Milicic - 9	18,203
61	2/27	PORTLAND	L 91-110	14-47	Jefferson - 19	Jefferson - 11	19,266
62	3/3	@ Dallas	L 109-112	14-48	Brewer - 24	Love - 14	19,511
63	3/6	HOUSTON	L 98-112	14-49	Love - 20	Love - 11	15,587
64	3/8	DALLAS	L 112-125	14-50	Jefferson - 36	Jefferson - 14	14,007
65	3/10	DENVER	L 102-110	14-51	Brewer - 21	Milicic - 12	14,256
66	3/12	SAN ANTONIO	L 85-103	14-52	Ellington - 17	Jefferson - 9	17,009
67	3/14	@ Sacramento	L 100-114	14-53	Jefferson - 22	Jefferson - 10	10,736
68	3/16	@ Phoenix	L 114-152	14-54	Brewer - 21	Jefferson - 8	18,197
69	3/17	@ Utah	L 100-122	14-55	Brewer/Jefferson-17	Jefferson - 8	19,851
70	3/19	@ L.A. Lakers	L 96-104	14-56	Flynn - 20	Milicic - 12	18,997
71	3/22	TORONTO	L 100-106	14-57	Jefferson - 22	Gomes/Jefferson - 7	14,554
72	3/24	@ Charlotte	L 95-108	14-58	Jefferson - 21	Love - 9	14,457
73	3/26	@ Orlando	L 97-106	14-59	Jefferson - 18	Jefferson - 13	17,461
74	3/28	PHOENIX	L 105-111	14-60	Love - 23	Love - 22	16,668
75	3/31	SACRAMENTO	W 108-99	15-60	Brewer/Jefferson-19	Jefferson - 12	15,582
76	4/3	MIAMI	L 84-97	15-61	Jefferson/Sessions-12	Love - 11	17,601
77	4/4	@ Oklahoma City	L 108-116	15-62	Flynn/Gomes - 22	Love - 9	18,203
78	4/7	GOLDEN STATE	L 107-116	15-63	Flynn/Gomes - 19	Love - 18	15,863
79	4/9	L.A. LAKERS	L 88-97	15-64	Flynn - 19	Love - 18	20,200
80	4/11	@ New Orleans	L 86-114	15-65	Gomes - 18	Love - 6	14,931
81	4/12	@ San Antonio	L 111-133	15-66	Pavlovic-16	Love - 9	18,581
82	4/14	DETROIT	L 98-103	15-67	Brewer - 27	Jefferson - 11	15,790



## 2008-09: 24-58



**BACK ROW (L-R):** Shelden Williams, Mark Madsen, Al Jefferson, Jason Collins, Kevin Love, Corey Brewer, Brian Cardinal

**MIDDLE ROW (L-R):** Strength and Condition Intern Joe Bueckers, Strength and Condition Coach Dave Vitel, Athletic Training Intern Kakeru Nakajima, Physical Therapist Andre Deloya, Sebastian Telfair, Kevin Ollie, Rodney Carney, Mike Miller, Ryan Gomes, Craig Smith, Randy Foye, Bobby Brown, Vice President Team Medical Services Dr. Sheldon Burns, Director of Security Bob Goedderz, Athletic Trainer Gregg Farnam, Video Coordinator Mike Lindahl

**FRONT ROW (L-R):** Director of Player Personnel Zarko Durisic, Assistant General Manager Rob Babcock, Assistant General Manager Fred Hoiberg, General Manager Jim Stack, Chief Executive Officer Rob Moor, Owner Glen Taylor, Head Coach Kevin McHale, Assistant Coach Jerry Sichting, Assistant Coach J.B. Bickerstaff, Assistant Coach Dean Cooper, Assistant Coach Ed Pinckney

PLAYER	G/GS	MIN	FIELD GOALS			3-POINT FG			FREE THROWS			REBOUNDS			AST	PF	STL	BLK	PTS	AVG
			FG	FGA	PCT	FG	FGA	PCT	FT	FTA	PCT	OFF	DEF	TOT						
Jefferson	50/50	1836	485	975	.497	0	4	.000	186	252	.738	172	376	548	79	141	39	83	1156	23.1
Foye	70/61	2494	399	981	.407	111	308	.360	230	272	.846	34	180	214	303	201	72	26	1139	16.3
Gomes	82/76	2614	420	974	.431	106	285	.372	146	181	.807	106	286	392	135	183	63	22	1092	13.3
Love	81/37	2048	316	688	.459	2	19	.105	265	336	.789	274	460	734	84	205	35	50	899	11.1
Smith	74/31	1460	289	514	.562	0	1	.000	168	248	.677	98	186	284	79	184	31	19	746	10.1
Miller	73/47	2356	264	548	.482	85	225	.378	109	149	.732	73	410	483	326	139	30	31	722	9.9
Telfair	75/43	2095	267	697	.383	73	211	.346	131	160	.819	32	95	127	343	184	73	12	738	9.8
McCants	34/2	636	105	292	.360	38	119	.319	60	81	.741	11	52	63	32	63	27	6	308	9.1
Carney	67/6	1199	176	423	.416	79	226	.350	50	66	.758	36	90	126	26	94	45	29	481	7.2
Brewer	15/8	307	37	90	.411	5	12	.417	14	19	.737	18	31	49	25	37	15	3	93	6.2
Brown (TOT)	68/2	931	141	360	.392	45	130	.346	34	43	.791	14	38	52	117	95	21	3	361	5.3
Brown (MIN)	21/1	256	47	113	.416	14	36	.389	8	9	.889	6	10	16	30	21	6	2	116	5.5
Williams (TOT)	45/0	513	70	157	.446	0	2	.000	46	63	.730	49	104	153	12	64	22	18	186	4.1
Williams (MIN)	15/0	207	30	68	.441	0	0	---	14	21	.667	24	51	75	4	28	10	8	74	4.9
Ollie	50/21	850	61	150	.407	0	1	.000	80	96	.833	13	62	75	117	79	19	4	202	4.0
Cardinal	64/4	909	65	169	.385	30	92	.326	30	35	.857	39	103	142	76	135	37	13	190	3.0
Collins	31/22	422	22	70	.314	0	0	---	13	28	.464	28	42	70	11	73	9	13	57	1.8
Madsen	19/1	116	3	14	.214	0	0	---	0	4	.000	10	8	18	4	18	1	1	6	0.3
Booth	1/0	1	0	0	---	0	0	---	0	0	---	1	0	1	0	0	0	0	0	0.0
<b>TIMBERWOLVES</b>	<b>82</b>	<b>19805</b>	<b>2986</b>	<b>6766</b>	<b>.441</b>	<b>543</b>	<b>1539</b>	<b>.353</b>	<b>1504</b>	<b>1957</b>	<b>.769</b>	<b>975</b>	<b>2442</b>	<b>3417</b>	<b>1674</b>	<b>1785</b>	<b>512</b>	<b>322</b>	<b>8019</b>	<b>97.8</b>
<b>OPPONENTS</b>	<b>82</b>	<b>19805</b>	<b>3109</b>	<b>6561</b>	<b>.474</b>	<b>536</b>	<b>1420</b>	<b>.377</b>	<b>1668</b>	<b>2145</b>	<b>.778</b>	<b>813</b>	<b>2539</b>	<b>3352</b>	<b>1765</b>	<b>1642</b>	<b>610</b>	<b>484</b>	<b>8422</b>	<b>102.7</b>





## 2008-09: DAY-BY-DAY

G#	DATE	OPPONENT	WOLVES/OPP	RECORD	HIGH POINTS	HIGH REBOUNDS	ATTENDANCE
1	10/29	SACRAMENTO	W 98-96	1-0	Jefferson - 21	Jefferson - 10	17,820
2	11/1	DALLAS	L 85-95	1-1	McCants - 18	Jefferson - 12	16,893
3	11/2	@ Oklahoma City	L 85-88	1-2	Jefferson - 24	Jefferson - 13	18,163
4	11/5	SAN ANTONIO	L 125-129 (2OT)	1-3	Jefferson - 30	Jefferson - 14	11,112
5	11/7	@ Sacramento	L 109-121	1-4	Love - 20	Jefferson - 9	10,592
6	11/8	@ Portland	L 93-97	1-5	Jefferson - 27	Love - 7	20,599
7	11/11	@ Golden State	L 110-113 (OT)	1-6	Jefferson - 25	Jefferson - 12	17,422
8	11/15	PORTLAND	L 83-88	1-7	Jefferson - 26	Jefferson - 6	12,213
9	11/16	@ Denver	L 84-90	1-8	Jefferson - 20	Jefferson - 14	16,721
10	11/19	PHILADELPHIA	W 102-96	2-8	Jefferson - 25	Miller - 10	10,111
11	11/21	BOSTON	L 78-95	2-9	Jefferson - 21	Smith - 7	19,107
12	11/23	@ Detroit	W 106-80	3-9	Foye - 23	Smith - 9	22,076
13	11/26	PHOENIX	L 102-110	3-10	Jefferson - 28	Jefferson - 17	11,708
14	11/28	@ Oklahoma City	W 105-103	4-10	Smith - 23	Jefferson - 9	18,229
15	11/29	DENVER	L 97-106	4-11	Foye - 25	Jefferson - 13	14,197
16	12/1	@ Charlotte	L 90-100	4-12	Foye - 23	Miller - 10	9,285
17	12/3	@ Orlando	L 89-100	4-13	Jefferson - 19	Love - 12	15,705
18	12/5	@ New Jersey	L 84-113	4-14	Foye - 20	Jefferson - 12	15,364
19	12/6	L.A. CLIPPERS	L 84-107	4-15	Jefferson - 28	Love - 15	10,863
20	12/9	UTAH	L 96-99	4-16	Jefferson - 21	Love - 15	10,475
21	12/10	@ Denver	L 105-116	4-17	Foye/Jefferson - 26	Love - 14	14,007
22	12/12	SAN ANTONIO	L 86-98	4-18	Jefferson - 29	Jefferson - 13	15,336
23	12/14	@ L.A. Lakers	L 86-98	4-19	Jefferson - 20	Jefferson - 13	18,997
24	12/15	@ Sacramento	L 103-118	4-20	Jefferson - 22	Love - 15	10,593
25	12/17	CLEVELAND	L 70-93	4-21	Jefferson - 20	Jefferson - 11	14,899
26	12/20	HOUSTON	L 102-109	4-22	Jefferson - 34	Jefferson - 13	12,115
27	12/23	@ San Antonio	L 93-99	4-23	Jefferson - 28	Foye - 16	17,996
28	12/26	@ New York	W 120-107	5-23	McCants - 23	Jefferson - 15	19,763
29	12/27	ORLANDO	L 94-118	5-24	McCants - 21	Love - 10	17,003
30	12/29	MEMPHIS	W 108-98 (OT)	6-24	Jefferson - 38	Jefferson - 16	12,207
31	12/30	@ Dallas	L 100-107	6-25	Jefferson - 21	Jefferson - 9	20,264
32	1/2	GOLDEN STATE	W 115-108	7-25	Jefferson - 32	Gomes/Jefferson - 10	11,921
33	1/3	@ Chicago	W 102-92	8-25	Foye - 21	Jefferson - 14	20,516
34	1/6	@ Memphis	W 94-87	9-25	Foye - 23	Jefferson - 12	10,156
35	1/7	OKLAHOMA CITY	W 129-87	10-25	Foye - 32	Love - 15	10,272
36	1/10	MILWAUKEE	W 106-104	11-25	Carney - 22	Love - 12	15,007
37	1/13	MIAMI	L 96-99	11-26	Foye - 29	Jefferson - 10	10,856
38	1/16	@ Phoenix	W 105-103	12-26	Jefferson - 22	Love - 14	18,422
39	1/19	@ L.A. Clippers	W 94-86	13-26	Jefferson/Smith - 20	Jefferson - 17	14,399
40	1/20	@ Utah	L 107-112	13-27	Jefferson - 25	Love - 9	19,911
41	1/23	NEW ORLEANS	W 116-108	14-27	Foye/Jefferson - 24	Jefferson - 14	18,224

G#	DATE	OPPONENT	WOLVES/OPP	RECORD	HIGH POINTS	HIGH REBOUNDS	ATTENDANCE
42	1/25	CHICAGO	W 109-108 (OT)	15-27	Jefferson - 39	Love - 15	16,009
43	1/26	@ Milwaukee	W 90-83	16-27	Jefferson - 23	Jefferson/Miller - 10	12,914
44	1/28	DETROIT	L 89-98	16-28	Jefferson - 24	Love - 10	14,232
45	1/30	L.A. LAKERS	L 119-132	16-29	Jefferson - 34	Jefferson - 13	19,111
46	2/1	@ Boston	L 101-109	16-30	Jefferson - 34	Jefferson - 11	18,624
47	2/3	@ Indiana	W 116-111	17-30	Foye - 19	Jefferson - 15	11,015
48	2/4	ATLANTA	L 86-94	17-31	Jefferson - 18	Love - 14	13,745
49	2/7	@ Houston	L 90-107	17-32	Jefferson - 36	Jefferson - 22	16,815
50	2/8	@ New Orleans	L 97-101	17-33	Jefferson - 25	Jefferson - 14	16,046
51	2/10	TORONTO	L 102-110	17-34	Foye - 33	Love - 12	12,722
52	2/17	@ Washington	L 103-111	17-35	Foye - 23	Love - 11	11,623
53	2/18	@ Miami	W 111-104	18-35	Telfair - 30	Cardinal - 10	17,525
54	2/20	INDIANA	L 105-112	18-36	Foye - 36	Love - 12	13,777
55	2/22	L.A. LAKERS	L 108-111	18-37	Gomes/Telfair - 20	Love - 10	19,177
56	2/24	@ Toronto	L 110-118	18-38	Foye - 25	Miller - 12	17,457
57	2/25	UTAH	L 103-120	18-39	Gomes/Love - 24	Love - 15	13,108
58	2/27	PORTLAND	L 82-102	18-40	Miller/Smith - 16	Gomes - 9	17,017
59	3/1	HOUSTON	L 94-105	18-41	Foye - 24	Miller/Smith - 6	13,716
60	3/3	GOLDEN STATE	L 94-118	18-42	Foye - 19	Love - 14	14,780
61	3/6	@ L.A. Lakers	L 90-110	18-43	Gomes - 20	Love - 14	18,997
62	3/7	@ Portland	L 93-95	18-44	Gomes - 28	Collins/Love/Miller - 7	20,535
63	3/9	WASHINGTON	L 99-110	18-45	Gomes/Telfair - 18	Love - 11	13,119
64	3/11	MEMPHIS	W 104-79	19-45	Gomes - 25	Love/Miller - 11	12,443
65	3/13	NEW YORK	L 94-102	19-46	Gomes - 28	Miller - 11	14,311
66	3/14	CHARLOTTE	W 108-100	20-46	Love - 22	Love/Smith - 7	15,276
67	3/17	@ San Antonio	L 86-93	20-47	Love/Telfair - 17	Love - 19	18,797
68	3/18	@ New Orleans	L 93-94	20-48	Love - 23	Love - 11	17,253
69	3/20	@ Houston	L 88-107	20-49	Smith - 19	Love - 12	17,456
70	3/22	OKLAHOMA CITY	L 90-97	20-50	Smith - 19	Miller/Smith - 10	18,561
71	3/23	@ Atlanta	L 97-109	20-51	Foye - 19	Miller - 9	13,425
72	3/25	@ Philadelphia	L 88-96	20-52	Carney - 21	Gomes/Love - 9	16,965
73	3/27	@ Cleveland	L 85-107	20-53	Foye/Love - 18	Love - 6	20,562
74	3/29	NEW JERSEY	W 108-99	21-53	Miller - 22	Love - 11	16,539
75	3/31	DALLAS	L 88-108	21-54	Love - 23	Love - 12	12,111
76	4/3	@ Utah	W 103-102	22-54	Carney/Gomes - 25	Miller - 9	19,911
77	4/5	DENVER	L 87-110	22-55	Telfair - 18	Williams-12	16,839
78	4/7	@ L.A. Clippers	W 87-77	23-55	Gomes - 24	Love - 15	16,757
79	4/8	@ Golden State	W 105-97	24-55	Telfair - 21	Love - 12	18,808
80	4/11	PHOENIX	L 97-110	24-56	Telfair - 21	Miller - 9	18,478
81	4/13	@ Dallas	L 94-96	24-57	Smith - 24	Love - 11	19,900
82	4/15	SACRAMENTO	L 90-97	24-58	Smith - 18	Love - 10	17,333



## 2007-08: 22-60



**BACK ROW (L-R):** Craig Smith, Chris Richard, Al Jefferson, Michael Doleac, Antoine Walker, Mark Madsen, Corey Brewer

**MIDDLE ROW (L-R):** Physical Therapist Andre Deloya, Assistant Athletic Trainer Anthony Aldridge, Strength and Conditioning Coach Dave Vitel, Athletic Trainer Gregg Farnam, Sebastian Telfair, Randy Foye, Ryan Gomes, Marko Jaric, Kirk Snyder, Rashad McCants, Greg Buckner, Orthopaedic Surgeon Dr. David Fischer, Video Coordinator Mike Lindahl

**FRONT ROW (L-R):** Director of Player Personnel Zarko Durisic, Assistant Coach Ed Pinckney, Assistant General Manager Rob Babcock, Assistant General Manager Fred Hoiberg, General Manager Jim Stack, Chief Executive Officer Rob Moor, Owner Glen Taylor, Vice President of Basketball Operations Kevin McHale, President Chris Wright, Head Coach Randy Wittman, Assistant Coach Jerry Sichting, Assistant Coach Bob Ociepka, Assistant Coach J.B. Bickerstaff

PLAYER	G/GS	MIN	FIELD GOALS			3-POINT FG			FREE THROWS			REBOUNDS			AST	PF	STL	BLK	PTS	AVG
			FG	FGA	PCT	FG	FGA	PCT	FT	FTA	PCT	OFF	DEF	TOT						
Jefferson	82/82	2919	721	1441	.500	0	5	.000	284	394	.721	308	603	911	117	222	74	119	1726	21.0
McCants	75/24	2020	428	944	.453	142	349	.407	116	155	.748	50	156	206	162	234	66	18	1114	14.9
Foye	39/31	1259	198	462	.429	61	148	.412	53	65	.815	13	115	128	164	102	36	3	510	13.1
Gomes	82/74	2434	392	857	.457	59	179	.330	190	229	.830	133	342	475	145	154	65	10	1033	12.6
Smith	77/11	1547	297	528	.563	0	9	.000	133	200	.665	123	230	353	60	217	36	17	727	9.4
Telfair	60/51	1933	223	556	.401	32	114	.281	78	105	.743	16	119	135	355	171	59	11	556	9.3
Jaric	75/56	2189	227	528	.430	46	127	.362	121	163	.742	38	184	222	311	180	97	32	621	8.3
Walker	46/1	892	136	375	.363	61	188	.324	35	66	.530	56	112	168	45	80	33	8	368	8.0
Snyder (TOT)	36/18	761	96	189	.508	5	23	.217	64	88	.727	30	96	126	64	55	20	15	261	7.3
Snyder (MIN)	27/18	680	83	161	.516	3	14	.214	58	77	.753	25	89	114	56	49	19	14	227	8.4
Ratliff	10/6	214	23	45	.511	0	1	.000	17	25	.680	13	26	39	7	30	3	19	63	6.3
Brewer	79/35	1803	182	486	.374	7	36	.194	88	110	.800	82	210	292	111	188	76	25	459	5.8
Green	29/0	358	49	148	.331	15	39	.385	34	41	.829	11	51	62	29	43	8	4	147	5.1
Buckner	31/4	520	45	117	.385	15	50	.300	19	22	.864	10	55	65	39	63	21	2	124	4.0
Doleac	24/8	257	28	63	.444	0	0	---	1	2	.500	16	33	49	7	44	10	10	57	2.4
Richard	52/3	556	41	87	.471	0	0	---	16	27	.593	52	83	135	18	83	10	12	98	1.9
Madsen	20/6	151	3	19	.158	0	0	---	3	12	.250	18	20	38	4	25	3	2	9	0.5
<b>TIMBERWOLVES</b>	<b>82</b>	<b>19730</b>	<b>3076</b>	<b>6817</b>	<b>.451</b>	<b>441</b>	<b>1259</b>	<b>.350</b>	<b>1246</b>	<b>1693</b>	<b>.736</b>	<b>964</b>	<b>2428</b>	<b>3392</b>	<b>1630</b>	<b>1885</b>	<b>616</b>	<b>306</b>	<b>7839</b>	<b>95.6</b>
<b>OPPONENTS</b>	<b>82</b>	<b>19730</b>	<b>3056</b>	<b>6481</b>	<b>.472</b>	<b>541</b>	<b>1516</b>	<b>.357</b>	<b>1742</b>	<b>2266</b>	<b>.769</b>	<b>871</b>	<b>2545</b>	<b>3416</b>	<b>1899</b>	<b>1434</b>	<b>610</b>	<b>468</b>	<b>8395</b>	<b>102.4</b>



## 2007-08: DAY-BY-DAY

G#	DATE	OPPONENT	WOLVES/OPP	RECORD	HIGH POINTS	HIGH REBOUNDS	ATTENDANCE
1	11/2	DENVER	L 91-99	0-1	McCants - 23	Jefferson - 13	19,443
2	11/4	@ New York	L 93-97	0-2	Gomes - 19	Jefferson - 12	19,763
3	11/6	ORLANDO	L 103-111	0-3	Jefferson - 25	Jefferson - 10	12,003
4	11/9	@ L.A. Lakers	L 93-107	0-4	Jefferson - 24	Jefferson - 15	18,997
5	11/10	@ Sacramento	L 93-100	0-5	Jefferson - 17	Jefferson - 12	13,170
6	11/14	SACRAMENTO	W 108-103	1-5	McCants - 33	Jaric - 8	11,656
7	11/16	WASHINGTON	L 89-105	1-6	McCants - 19	Jefferson - 10	11,783
8	11/17	NEW ORLEANS	L 82-100	1-7	Jefferson - 20	Jefferson - 10	15,324
9	11/21	CLEVELAND	L 86-97	1-8	Jefferson - 30	Jefferson - 8	15,224
10	11/23	@ Denver	L 93-99	1-9	Walker - 24	Jefferson - 14	17,097
11	11/24	ATLANTA	L 87-94	1-10	Jefferson - 23	Jefferson - 16	14,101
12	11/26	@ New Orleans	W 103-94	2-10	Jaric - 21	Buckner - 9	8,393
13	11/28	@ Dallas	L 103-109	2-11	Jefferson - 31	Jefferson - 14	20,054
14	11/30	SAN ANTONIO	L 91-106	2-12	Jefferson - 23	Jefferson - 11	16,297
15	12/1	@ Memphis	L 80-109	2-13	McCants - 18	Walker - 9	12,896
16	12/4	L.A. LAKERS	L 95-116	2-14	Telfair - 16	Jefferson - 12	17,513
17	12/6	@ Atlanta	L 89-90	2-15	Smith - 20	Brewer - 18	12,232
18	12/8	PHOENIX	W 100-93	3-15	Jefferson - 32	Jefferson - 20	19,356
19	12/11	@ Washington	L 88-102	3-16	Smith - 36	Brewer - 9	12,177
20	12/12	@ Philadelphia	L 94-98	3-17	Jefferson - 22	Jefferson - 11	10,971
21	12/14	SEATTLE	L 88-99	3-18	Jefferson - 22	Jefferson - 16	16,523
22	12/15	@ Milwaukee	L 92-95	3-19	Smith - 30	Jefferson - 15	15,512
23	12/17	@ Miami	L 87-91	3-20	Jefferson - 22	Jefferson - 20	19,600
24	12/19	GOLDEN STATE	L 98-111	3-21	Jefferson - 24	Jefferson - 14	13,001
25	12/21	INDIANA	W 131-118	4-21	Jefferson - 29	Jefferson - 13	15,379
26	12/22	@ New Orleans	L 76-110	4-22	Gomes - 20	Jefferson - 13	11,257
27	12/26	@ Golden State	L 101-105	4-23	Jefferson - 20	Jefferson - 19	19,596
28	12/28	@ Portland	L 98-109	4-24	Jefferson - 22	Gomes/Jefferson - 7	20,491
29	12/29	@ Seattle	L 90-109	4-25	Jefferson - 17	Jefferson/Richard - 8	14,038
30	12/31	@ L.A. Clippers	L 82-91	4-26	Jefferson - 23	Gomes/Jefferson - 15	14,404
31	1/2	PORTLAND	L 79-90	4-27	Jefferson - 29	Jefferson - 16	13,339
32	1/4	DENVER	L 107-118	4-28	McCants - 34	Jefferson - 15	13,536
33	1/6	DALLAS	L 78-101	4-29	McCants - 21	Jefferson - 11	17,644
34	1/8	MIAMI	W 101-91	5-29	McCants - 27	Jefferson - 10	13,111
35	1/11	@ Houston	L 82-113	5-30	Gomes - 20	Gomes/Jefferson - 6	16,223
36	1/12	@ San Antonio	L 88-105	5-31	Jefferson - 24	Gomes - 9	18,797
37	1/15	GOLDEN STATE	L 98-105	5-32	Walker - 26	Jefferson - 14	10,777
38	1/18	@ Phoenix	L 95-115	5-33	Jefferson - 27	Jefferson - 14	18,422
39	1/19	@ Denver	L 108-111	5-34	McCants - 23	Jefferson - 16	18,196
40	1/21	@ Golden State	W 109-108	6-34	Gomes - 35	Jefferson - 12	19,144
41	1/23	PHOENIX	W 117-107	7-34	Jefferson - 39	Jefferson - 15	15,101
42	1/25	@ Boston	L 86-87	7-35	Telfair - 18	Smith - 10	18,624

G#	DATE	OPPONENT	WOLVES/OPP	RECORD	HIGH POINTS	HIGH REBOUNDS	ATTENDANCE
43	1/27	NEW JERSEY	W 98-95	8-35	Jefferson - 40	Jefferson - 19	11,937
44	1/29	@ Chicago	L 85-96	8-36	Jefferson - 20	Jefferson - 12	21,725
45	1/30	CHICAGO	W 83-67	9-36	Jefferson - 26	Jefferson - 20	10,910
46	2/1	L.A. CLIPPERS	W 104-83	10-36	Jefferson - 25	Jefferson - 11	12,739
47	2/4	HOUSTON	L 86-92	10-37	Jefferson - 33	Jefferson - 16	10,019
48	2/8	BOSTON	L 86-88	10-38	Jefferson - 18	Jefferson - 9	19,511
49	2/10	TORONTO	L 82-105	10-39	Jefferson - 18	Jefferson - 9	13,785
50	2/12	@ New Jersey	L 88-92	10-40	Telfair - 24	Jefferson - 11	14,975
51	2/13	L.A. LAKERS	L 92-117	10-41	Jefferson - 19	Jefferson - 9	13,874
52	2/19	PHILADELPHIA	W 104-88	11-41	McCants - 20	Jefferson - 14	12,981
53	2/21	SAN ANTONIO	L 99-100	11-42	Jefferson - 28	Smith - 6	13,920
54	2/24	DALLAS	L 83-99	11-43	Jefferson - 22	Jefferson - 8	19,429
55	2/26	UTAH	W 111-100	12-43	Jefferson/ McCants - 22	Gomes - 11	15,009
56	2/27	@ Toronto	L 85-107	12-44	Jefferson - 23	Ratliff - 6	18,325
57	2/29	@ Cleveland	L 84-92	12-45	Jefferson - 22	Jefferson - 10	20,562
58	3/2	SEATTLE	L 108-111 (OT)	12-46	Jefferson - 30	Jefferson - 12	11,508
59	3/4	CHARLOTTE	L 89-109	12-47	Jefferson - 18	Jefferson - 11	10,019
60	3/5	@ Utah	L 76-105	12-48	Foye - 18	Jefferson - 10	19,911
61	3/7	@ Sacramento	W 111-103	13-48	McCants - 22	Jefferson - 13	13,990
62	3/8	@ L.A. Clippers	W 99-96	14-48	Jefferson - 30	Jefferson - 12	17,807
63	3/11	PORTLAND	L 96-103	14-49	Jefferson - 20	Jefferson - 10	13,433
64	3/14	@ Seattle	W 121-116	15-49	Gomes - 23	Gomes - 15	14,035
65	3/15	@ Portland	L 96-107	15-50	Jaric - 19	Jefferson - 11	20,079
66	3/17	L.A. CLIPPERS	W 99-90	16-50	Jefferson - 22	Jefferson - 14	10,034
67	3/19	MEMPHIS	W 98-94	17-50	Jefferson - 29	Jefferson - 13	12,666
68	3/21	@ Indiana	L 113-124	17-51	McCants - 22	Jefferson - 9	11,805
69	3/22	NEW YORK	W 114-93	18-51	Gomes - 26	Jefferson - 9	14,789
70	3/26	@ Houston	L 86-97	18-52	Jefferson - 21	Jefferson - 10	18,269
71	3/28	@ San Antonio	L 84-99	18-53	Gomes - 17	Gomes - 10	18,797
72	3/30	UTAH	W 110-103	19-53	Jefferson - 22	Jefferson - 8	19,356
73	4/1	DETROIT	L 90-94	19-54	Jefferson - 26	Gomes/Jefferson - 7	15,119
74	4/2	@ Utah	L 100-117	19-55	Jaric - 18	Jaric/Smith - 5	19,911
75	4/4	@ Phoenix	L 88-117	19-56	Jefferson - 24	Jefferson - 12	18,422
76	4/6	MEMPHIS	L 101-113	19-57	Gomes - 19	Gomes/Jefferson/ Smith - 8	16,764
77	4/8	@ Charlotte	L 119-121	19-58	Jefferson - 40	Jefferson - 10	15,728
78	4/9	NEW ORLEANS	L 90-122	19-59	McCants - 23	Jefferson - 8	17,165
79	4/11	@ Orlando	W 102-101	20-59	Foye - 25	Jefferson - 11	17,519
80	4/12	@ Memphis	W 114-105	21-59	McCants - 23	Gomes - 12	10,281
81	4/15	@ Detroit	L 103-115	21-60	Jefferson - 30	Gomes/Jefferson - 9	22,076
82	4/16	MILWAUKEE	W 110-101 (OT)	22-60	Foye - 32	Jefferson - 11	17,459





## 2006-07: 32-50



**BACK ROW (L-R):** Ricky Davis, Justin Reed, Kevin Garnett, Mark Blount, Mark Madsen, Craig Smith, Trenton Hassell, Director of International Scouting Zarko Durisic

**MIDDLE ROW (L-R):** Strength and Conditioning Coach Dave Vitel, Assistant Athletic Trainer Anthony Aldridge, Athletic Trainer Gregg Farnam, Physical Therapist Andre Deloya, Athletic Training Intern Mike Joseph, Marko Jaric, Troy Hudson, Mike James, Rashad McCants, Randy Foye, Bracey Wright, Assistant Coach Brent Haskins, Video Coordinator Mike Lindahl, Orthopaedic Surgeon Dr. David Fischer, Vice President Team Medical Services Dr. Sheldon Burns

**FRONT ROW (L-R):** Assistant Coach Vince Taylor, Assistant General Manager Rob Babcock, Assistant General Manager Fred Hoiberg, General Manager Jim Stack, Chief Executive Officer Rob Moor, Owner Glen Taylor, Vice President of Basketball Operations Kevin McHale, Head Coach Randy Wittman, Assistant Coach Bob Ociepka, Assistant Coach Rex Kalamian, Assistant Coach Bob Thornton, Assistant Coach Aleksandar Dzikić

PLAYER	G/GS	MIN	FIELD GOALS			3-POINT FG			FREE THROWS			REBOUNDS			AST	PF	STL	BLK	PTS	AVG
			FG	FGA	PCT	FG	FGA	PCT	FT	FTA	PCT	OFF	DEF	TOT						
Garnett	76/76	2995	638	1341	.476	12	56	.214	416	498	.835	183	792	975	313	184	89	126	1704	22.4
Davis	81/81	3021	506	1089	.465	123	310	.397	239	285	.839	54	261	315	385	189	80	23	1374	17.0
Blount	82/81	2544	427	839	.509	9	31	.290	147	195	.754	136	369	505	67	239	43	58	1010	12.3
Foye	82/12	1879	300	691	.434	68	185	.368	164	192	.854	49	169	218	232	184	53	21	832	10.1
James	82/65	2069	297	703	.422	80	215	.372	154	184	.837	25	138	163	297	171	55	7	828	10.1
Smith	82/5	1537	246	463	.531	0	6	.000	116	186	.624	149	267	416	49	223	51	18	608	7.4
Hassell	76/68	2223	217	443	.490	6	25	.240	72	92	.783	83	160	243	203	144	22	26	512	6.7
Hudson	34/6	554	74	195	.379	28	80	.350	26	32	.813	8	40	48	73	23	14	2	202	5.9
Jaric	70/13	1555	136	325	.418	32	85	.376	67	88	.761	54	130	184	145	172	75	16	371	5.3
McCants	37/0	554	62	177	.350	20	75	.267	40	58	.690	14	33	47	38	71	26	7	184	5.0
Wright	19/0	190	24	60	.400	6	20	.300	13	18	.722	7	14	21	15	6	9	1	67	3.5
Reed	41/3	318	40	107	.374	0	0	---	26	30	.867	15	31	46	17	44	5	3	106	2.6
Griffin	13/0	92	7	27	.259	0	1	.000	4	5	.800	7	18	25	4	8	0	7	18	1.4
Madsen	56/0	473	23	43	.535	0	0	---	15	29	.517	35	52	87	10	100	10	10	61	1.1
<b>TIMBERWOLVES</b>	<b>82</b>	<b>20005</b>	<b>2997</b>	<b>6503</b>	<b>.461</b>	<b>384</b>	<b>1089</b>	<b>.353</b>	<b>1499</b>	<b>1892</b>	<b>.792</b>	<b>819</b>	<b>2474</b>	<b>3293</b>	<b>1848</b>	<b>1758</b>	<b>532</b>	<b>325</b>	<b>7877</b>	<b>96.4</b>
<b>OPPONENTS</b>	<b>82</b>	<b>20005</b>	<b>3075</b>	<b>6689</b>	<b>.460</b>	<b>518</b>	<b>1488</b>	<b>.348</b>	<b>1510</b>	<b>1987</b>	<b>.760</b>	<b>957</b>	<b>2438</b>	<b>3395</b>	<b>1782</b>	<b>1679</b>	<b>583</b>	<b>360</b>	<b>8178</b>	<b>99.7</b>



## 2006-07: DAY-BY-DAY

G#	DATE	OPPONENT	WOLVES/OPP	RECORD	HIGH POINTS	HIGH REBOUNDS	ATTENDANCE
1	11/1	SACRAMENTO	W 92-83	1-0	Garnett - 24	Garnett - 12	19,356
2	11/3	@ Denver	W 112-109	2-0	Garnett - 27	Garnett - 15	19,234
3	11/4	@ Portland	L 86-88	2-1	Garnett - 20	Garnett - 10	20,113
4	11/6	@ Sacramento	L 81-93	2-2	James - 23	Blount/Garnett- 10	17,317
5	11/7	@ L.A. Lakers	L 88-95	2-3	Garnett - 26	Garnett - 9	18,997
6	11/11	ORLANDO	L 98-109	2-4	Garnett - 28	Garnett - 11	18,229
7	11/14	PORTLAND	W 101-89	3-4	Davis - 27	Garnett - 13	15,761
8	11/17	@ Cleveland	L 76-92	3-5	Garnett - 14	Garnett - 11	20,562
9	11/18	NO/OKLA. CITY	L 96-99	3-6	Garnett - 22	Garnett - 17	16,151
10	11/22	NEW YORK	W 107-89	4-6	Davis - 21	Garnett - 9	15,991
11	11/24	@ NO/Okla. City	W 86-79	5-6	Davis - 23	Garnett - 16	18,258
12	11/25	L.A. CLIPPERS	W 104-96	6-6	Garnett - 25	Garnett - 10	15,379
13	11/27	@ Dallas	L 87-93	6-7	Garnett - 19	Garnett - 12	19,939
14	11/28	@ Houston	L 75-82	6-8	Garnett - 25	Garnett - 11	12,709
15	12/1	DENVER	L 92-106	6-9	Davis/Garnett - 21	Garnett - 11	14,768
16	12/3	@ Philadelphia	W 95-84	7-9	Davis - 22	Garnett - 14	13,039
17	12/6	HOUSTON	W 90-84	8-9	Garnett - 24	Garnett - 12	15,017
18	12/8	UTAH	W 110-103	9-9	Garnett - 31	Garnett - 14	14,227
19	12/9	@ Chicago	W 91-81	10-9	Garnett - 18	Garnett - 11	22,011
20	12/13	@ San Antonio	L 82-95	10-10	Blount/Garnett - 19	Garnett - 12	18,362
21	12/16	@ Milwaukee	L 104-108	10-11	Garnett - 26	Blount - 10	17,970
22	12/20	L.A. LAKERS	L 94-111	10-12	Davis/Garnett - 22	Garnett - 11	16,788
23	12/22	MILWAUKEE	L 107-113	10-13	James - 28	Garnett - 14	13,334
24	12/23	@ Indiana	W 78-71	11-13	Garnett - 29	Garnett - 19	15,810
25	12/26	CHICAGO	W 100-98	12-13	Garnett - 26	Garnett - 14	16,294
26	12/27	@ Toronto	L 97-100	12-14	Garnett - 24	Garnett - 9	19,800
27	12/29	SEATTLE	W 101-82	13-14	Davis - 24	Garnett - 13	19,356
28	12/30	@ New Jersey	L 92-100	13-15	Davis/Foye - 18	Garnett - 11	18,956
29	1/1	@ Charlotte	W 102-96	14-15	Garnett - 32	Garnett - 14	14,827
30	1/3	SAN ANTONIO	W 103-101 (OT)	15-15	Blount - 28	Garnett - 17	14,185
31	1/5	PHILADELPHIA	W 104-102 (OT)	16-15	Garnett - 25	Garnett - 14	14,577
32	1/7	HOUSTON	W 103-99 (OT)	17-15	Garnett - 26	Garnett - 13	17,059
33	1/10	L.A. CLIPPERS	L 91-92	17-16	Davis - 24	Garnett - 17	14,223
34	1/12	@ Memphis	W 116-110	18-16	Garnett - 28	Garnett - 11	16,119
35	1/13	NEW JERSEY	W 109-98	19-16	Garnett - 32	Garnett - 14	16,220
36	1/15	@ Detroit	W 94-90 (OT)	20-16	Davis - 21	Garnett - 14	22,076
37	1/17	ATLANTA	L 88-105	20-17	Blount - 16	Garnett - 13	11,866
38	1/19	DETROIT	L 98-104 (2OT)	20-18	Blount - 22	Garnett - 19	20,119
39	1/21	@ Phoenix	L 102-131	20-19	Foye - 25	Hassell - 7	18,422
40	1/22	@ Utah	L 91-106	20-20	Davis - 32	Garnett - 11	19,911
41	1/24	@ Portland	L 98-101 (OT)	20-21	Garnett - 31	Garnett - 8	13,266

G#	DATE	OPPONENT	WOLVES/OPP	RECORD	HIGH POINTS	HIGH REBOUNDS	ATTENDANCE
42	1/26	@ Seattle	L 100-102	20-22	Smith - 26	Garnett - 10	16,610
43	1/27	@ L.A. Clippers	W 101-87	21-22	Garnett - 32	Garnett - 9	19,060
44	1/29	PHOENIX	W 121-112	22-22	Garnett - 44	Garnett - 11	16,221
45	1/31	SACRAMENTO	L 98-100	22-23	Davis - 24	Garnett - 10	14,607
46	2/2	@ NO/Okla. City	L 83-90	22-24	Blount - 21	Garnett - 13	18,032
47	2/3	@ Dallas	L 93-94	22-25	Garnett - 25	Garnett - 12	20,467
48	2/5	@ Houston	L 77-105	22-26	Garnett - 18	Garnett - 12	10,761
49	2/7	GOLDEN STATE	W 121-93	23-26	Davis - 26	Garnett - 15	13,212
50	2/9	@ Memphis	L 97-105 (OT)	23-27	Blount - 25	Garnett - 17	25,963
51	2/11	BOSTON	W 109-107	24-27	Davis - 28	Garnett - 11	19,538
52	2/14	DENVER	W 99-94	25-27	Blount - 24	Garnett - 17	15,797
53	2/20	@ Washington	L 100-112	25-28	Garnett - 26	Garnett - 13	16,799
54	2/21	CHARLOTTE	L 95-100	25-29	Garnett - 22	Garnett - 11	16,576
55	2/23	PHOENIX	L 104-116	25-30	Garnett - 28	Garnett - 19	20,196
56	2/25	WASHINGTON	W 98-94	26-30	Davis - 27	Garnett - 17	15,347
57	2/27	DALLAS	L 65-91	26-31	Davis/Garnett - 15	Garnett - 13	13,326
58	3/2	UTAH	L 83-109	26-32	Garnett - 22	Blount/Hassell - 5	14,759
59	3/4	@ Boston	L 117-124 (2OT)	26-33	Davis - 35	Garnett - 13	18,271
60	3/6	L.A. LAKERS	W 117-107 (2OT)	27-33	Davis - 33	Garnett - 17	15,197
61	3/9	@ Miami	L 91-105	27-34	Garnett - 23	Garnett - 11	19,600
62	3/10	@ Atlanta	L 93-99	27-35	Garnett - 32	Garnett/Smith - 10	16,927
63	3/13	INDIANA	W 86-81	28-35	Garnett - 30	Garnett - 9	15,232
64	3/16	@ Golden State	L 86-106	28-36	Foye - 20	Garnett - 13	18,527
65	3/18	@ L.A. Lakers	L 102-109	28-37	Davis - 33	Garnett - 15	18,997
66	3/20	@ Phoenix	L 90-108	28-38	Garnett - 30	Garnett - 16	18,422
67	3/21	@ Sacramento	W 95-89	29-38	Foye - 24	Garnett - 18	17,317
68	3/23	@ Seattle	L 82-85	29-39	Smith - 19	Garnett - 22	16,794
69	3/25	PORTLAND	W 94-93	30-39	Garnett - 22	Garnett - 9	16,273
70	3/27	SEATTLE	L 106-114	30-40	Davis - 21	Garnett - 12	15,120
71	3/28	@ Utah	L 102-108	30-41	Garnett - 25	Garnett - 8	19,911
72	3/30	MIAMI	L 77-92	30-42	Garnett - 22	Garnett - 20	20,056
73	4/1	@ Orlando	W 105-104 (OT)	31-42	Davis - 36	Garnett - 14	17,451
74	4/3	CLEVELAND	L 88-101	31-43	Garnett - 22	Garnett - 12	16,118
75	4/6	@ New York	W 99-94	32-43	Foye - 19	Garnett - 15	19,763
76	4/7	NO/OKLA. CITY	L 94-96	32-44	McCants - 17	Garnett - 12	15,907
77	4/9	TORONTO	L 100-111	32-45	Davis - 28	Garnett - 10	15,561
78	4/11	DALLAS	L 88-105	32-46	Reed - 17	Blount - 10	13,671
79	4/13	SAN ANTONIO	L 91-110	32-47	James - 23	Smith - 9	19,356
80	4/15	@ Golden State	L 108-121	32-48	Davis - 42	Smith - 13	18,223
81	4/16	@ Denver	L 107-122	32-49	Foye/Reed - 19	Foye/Smith - 9	18,080
82	4/18	MEMPHIS	L 94-116	32-50	Foye - 26	Smith - 13	14,977



## 2005-06: 33-49



**BACK ROW (L-R):** Ricky Davis, Justin Reed, Kevin Garnett, Mark Blount, Eddie Griffin, Mark Madsen, Ronald Dupree

**MIDDLE ROW (L-R):** Athletic Training Intern Dave Kragness, Athletic Trainer Gregg Farnam, Physical Therapist Andre Deloya, Strength and Conditioning Coach Thomas McKinney, Marko Jaric, Troy Hudson, Trenton Hassell, Rashad McCants, Anthony Carter, Marcus Banks, Assistant Coach Brent Haskins, Basketball Consultant Fred Hoiberg, Orthopaedic Surgeon Dr. David Fischer, Medical Director Dr. Sheldon Burns

**FRONT ROW (L-R):** Assistant Coach Aleksandar Dzikić, Assistant Coach Vince Taylor, Assistant Coach Bob Thornton, General Manager Jim Stack, Chief Executive Officer Rob Moor, Owner Glen Taylor, Vice President of Basketball Operations Kevin McHale, President Chris Wright, Head Coach Dwane Casey, Assistant Coach Johnny Davis, Assistant Coach Rex Kalamian

PLAYER	G/GS	MIN	FIELD GOALS			3-POINT FG			FREE THROWS			REBOUNDS			AST	PF	STL	BLK	PTS	AVG
			FG	FGA	PCT	FG	FGA	PCT	FT	FTA	PCT	OFF	DEF	TOT						
Garnett	76/76	2957	626	1191	.526	8	30	.267	396	489	.810	214	752	966	308	206	104	107	1656	21.8
Szczerbiak	40/40	1555	292	590	.495	58	143	.406	163	182	.896	36	154	190	112	90	21	15	805	20.1
Davis (TOT)	78/78	3207	584	1304	.448	73	242	.302	275	345	.797	65	286	351	394	190	91	17	1516	19.4
Davis (MIN)	36/36	1460	255	595	.429	33	117	.282	146	181	.807	25	139	164	173	99	42	8	689	19.1
Blount (TOT)	81/55	2240	373	734	.508	0	0	---	168	222	.757	96	269	365	99	254	40	76	914	11.3
Blount (MIN)	42/30	1157	179	354	.506	0	0	---	71	95	.747	60	143	203	33	147	25	40	429	10.2
Banks (TOT)	58/29	1496	219	468	.468	22	63	.349	118	147	.803	23	112	135	220	162	54	11	578	10.0
Banks (MIN)	40/28	1228	186	388	.479	16	44	.364	91	117	.778	19	97	116	188	124	47	11	479	12.0
Hudson	36/0	800	127	333	.381	40	101	.396	48	52	.923	8	36	44	106	55	12	4	342	9.5
Hassell	77/67	2514	286	616	.464	7	23	.304	131	176	.744	82	134	216	203	201	43	29	710	9.2
Wright	7/0	135	21	51	.412	6	17	.353	14	16	.875	3	15	18	5	8	1	0	62	8.9
McCants	79/12	1362	241	535	.450	67	180	.372	78	106	.736	29	114	143	63	176	44	22	627	7.9
Jaric	75/49	2102	226	566	.399	40	133	.301	95	138	.688	60	173	233	293	189	108	21	587	7.8
Olowokandi	32/24	752	87	195	.446	0	0	---	19	39	.487	45	134	179	17	100	19	27	193	6.0
Griffin	70/27	1359	130	370	.351	16	82	.195	44	74	.595	107	282	389	40	125	13	148	320	4.6
Reed (TOT)	72/6	997	119	295	.403	0	1	.000	87	120	.725	53	71	124	41	163	23	15	325	4.5
Reed (MIN)	40/6	706	94	221	.425	0	1	.000	62	80	.775	40	55	95	34	118	18	11	250	6.3
Carter	45/8	589	53	137	.387	4	15	.267	40	55	.727	9	53	62	101	71	24	9	150	3.3
Frahm	25/0	225	24	65	.369	15	48	.313	3	5	.600	3	20	23	15	22	3	2	66	2.6
Dupree	36/0	265	33	63	.524	0	1	.000	14	41	.341	21	28	49	14	44	12	0	80	2.2
Madsen	62/7	676	27	66	.409	0	7	.000	20	47	.426	50	91	141	11	114	23	17	74	1.2
Tskitishvili	5/0	13	1	4	.250	0	0	---	1	2	.500	0	2	2	0	0	0	0	3	0.6
<b>TIMBERWOLVES</b>	<b>82</b>	<b>19855</b>	<b>2888</b>	<b>6340</b>	<b>.456</b>	<b>310</b>	<b>942</b>	<b>.329</b>	<b>1436</b>	<b>1895</b>	<b>.758</b>	<b>811</b>	<b>2422</b>	<b>3233</b>	<b>1716</b>	<b>1889</b>	<b>559</b>	<b>471</b>	<b>7522</b>	<b>91.7</b>
<b>OPPONENTS</b>	<b>82</b>	<b>19855</b>	<b>2852</b>	<b>6474</b>	<b>.441</b>	<b>447</b>	<b>1229</b>	<b>.364</b>	<b>1525</b>	<b>2072</b>	<b>.736</b>	<b>974</b>	<b>2411</b>	<b>3385</b>	<b>1554</b>	<b>1736</b>	<b>539</b>	<b>374</b>	<b>7676</b>	<b>93.6</b>





## 2005-06: DAY-BY-DAY

G#	DATE	OPPONENT	WOLVES/OPP	RECORD	HIGH POINTS	HIGH REBOUNDS	ATTENDANCE
1	11/2	PORTLAND	W 90-86	1-0	Garnett/Frahm - 18	Olowokandi - 8	16,799
2	11/4	@ Seattle	L 102-107 (OT)	1-1	Garnett - 23	Olowokandi - 10	17,072
3	11/5	@ L.A. Clippers	L 99-100 (OT)	1-2	Garnett - 25	Garnett - 15	16,212
4	11/7	L.A. CLIPPERS	W 93-78	2-2	Garnett - 22	Garnett - 11	11,791
5	11/9	L.A. LAKERS	W 88-74	3-2	Garnett - 17	Garnett - 15	15,192
6	11/13	@ Denver	L 91-102	3-3	Szczerbiak - 20	Garnett - 9	16,545
7	11/15	HOUSTON	L 89-94	3-4	Garnett - 25	Olowokandi - 6	14,091
8	11/17	WASHINGTON	W 109-98	4-4	Garnett - 25	Garnett - 13	13,683
9	11/19	CHARLOTTE	W 102-89	5-4	Garnett - 19	Garnett - 11	15,892
10	11/23	@ NO/Okla. City	L 80-84	5-5	Garnett - 24	Garnett - 11	19,163
11	11/25	MILWAUKEE	W 99-91	6-5	Szczerbiak - 30	Garnett - 12	17,422
12	11/26	@ Cleveland	W 89-85	7-5	Garnett - 26	Griffin - 12	20,562
13	11/29	L.A. CLIPPERS	L 84-93	7-6	Garnett - 29	Griffin - 14	13,101
14	12/2	@ L.A. Lakers	W 113-108	8-6	Szczerbiak - 34	Garnett - 8	18,997
15	12/4	@ Sacramento	W 85-77	9-6	Szczerbiak - 18	Garnett - 10	17,317
16	12/5	@ Utah	W 91-77	10-6	Szczerbiak - 26	Griffin - 11	18,218
17	12/7	@ Portland	W 84-74	11-6	Jaric/Szczerbiak - 19	Garnett - 14	12,401
18	12/10	L.A. LAKERS	W 95-82	12-6	Garnett - 30	Griffin - 12	18,739
19	12/12	@ Philadelphia	L 89-90 (OT)	12-7	Szczerbiak - 23	Olowokandi - 10	13,310
20	12/13	SACRAMENTO	L 91-93	12-8	Szczerbiak - 25	Madsen - 10	13,989
21	12/15	SAN ANTONIO	L 88-90	12-9	Garnett - 24	Garnett - 21	17,003
22	12/18	@ Dallas	L 95-102	12-10	Szczerbiak - 28	Garnett - 16	20,134
23	12/21	NO/OKLA. CITY	W 88-69	13-10	Szczerbiak - 21	Olowokandi - 10	14,454
24	12/23	PORTLAND	L 83-91	13-11	Szczerbiak - 26	Garnett - 8	14,875
25	12/26	PHOENIX	L 89-103	13-12	Szczerbiak - 27	Garnett - 19	17,197
26	12/28	SEATTLE	W 108-95	14-12	Szczerbiak - 30	Griffin - 12	17,819
27	12/30	@ Orlando	L 87-107	14-13	Garnett - 29	Garnett - 11	15,683
28	1/1	@ Miami	L 70-97	14-14	Szczerbiak - 19	Garnett - 11	20,274
29	1/4	DALLAS	W 91-78	15-14	Garnett - 23	Garnett - 10	15,702
30	1/6	@ San Antonio	L 77-83	15-15	Garnett - 18	Garnett - 17	18,797
31	1/7	@ Dallas	L 79-83	15-16	Garnett - 26	Garnett - 11	20,151
32	1/10	@ Milwaukee	L 92-95	15-17	Jaric - 21	Garnett - 13	15,417
33	1/11	CHICAGO	W 99-93	16-17	Garnett - 28	Garnett - 14	15,177
34	1/13	DENVER	W 103-89	17-17	Garnett - 31	Garnett - 15	18,417
35	1/16	@ New York	W 96-90	18-17	Garnett/	Garnett - 16	18,277
					Szczerbiak - 24		
36	1/18	@ Boston	L 96-103	18-18	Garnett - 29	Garnett - 13	15,859
37	1/20	INDIANA	W 90-85	19-18	Szczerbiak - 20	Griffin - 14	18,991
38	1/22	PHILADELPHIA	L 84-86	19-19	Szczerbiak - 18	Garnett - 14	15,893
39	1/24	DETROIT	L 83-107	19-20	Garnett - 21	Garnett - 10	17,232
40	1/25	@ Memphis	L 87-107	19-21	Garnett - 29	Garnett - 9	16,813
41	1/27	@ Houston	W 96-92	20-21	Davis/Garnett - 26	Garnett - 12	14,408

G#	DATE	OPPONENT	WOLVES/OPP	RECORD	HIGH POINTS	HIGH REBOUNDS	ATTENDANCE
42	1/28	@ San Antonio	L 88-102	20-22	Garnett - 23	Garnett - 10	18,797
43	1/30	BOSTON	W 110-85	21-22	Banks - 20	Blount - 10	17,003
44	2/1	@ Detroit	L 74-90	21-23	Hassell/Garnett - 14	Garnett - 12	22,076
45	2/3	@ Portland	L 85-89	21-24	Garnett - 27	Garnett - 15	15,004
46	2/4	@ Golden State	L 77-109	21-25	Davis - 20	Garnett - 11	20,023
47	2/6	@ Phoenix	W 103-101	22-25	Garnett/Banks - 19	Garnett - 12	17,972
48	2/8	CLEVELAND	L 91-97	22-26	Davis - 33	Garnett - 18	17,093
49	2/10	UTAH	L 80-94	22-27	Hassell - 19	Garnett - 18	17,622
50	2/11	NO/OKLA. CITY	L 94-100	22-28	Davis - 23	Garnett - 21	15,933
51	2/13	TORONTO	L 94-98	22-29	Garnett - 23	Garnett - 19	14,911
52	2/15	SEATTLE	W 102-92	23-29	Davis - 25	Garnett - 15	16,083
53	2/21	@ Washington	L 78-90	23-30	Davis - 25	Garnett - 11	14,998
54	2/24	DENVER	L 101-102 (OT)	23-31	Garnett - 23	Garnett - 15	19,356
55	2/26	MEMPHIS	W 105-99	24-31	Davis - 35	Garnett - 10	16,298
56	2/28	@ Chicago	L 100-111	24-32	Garnett - 27	Garnett - 12	19,865
57	3/1	NEW JERSEY	W 100-90	25-32	Garnett - 26	Garnett - 16	15,369
58	3/5	GOLDEN STATE	W 103-90	26-32	Garnett - 23	Garnett - 21	15,797
59	3/7	HOUSTON	L 87-93	26-33	Banks - 26	Garnett - 21	16,588
60	3/8	@ Utah	L 93-96	26-34	Garnett - 26	Garnett - 13	17,490
61	3/10	@ Seattle	L 96-107	26-35	Blount - 23	Garnett - 11	16,713
62	3/11	@ Phoenix	L 102-110	26-36	Garnett - 28	Garnett - 10	18,422
63	3/13	@ L.A. Clippers	L 87-95	26-37	Davis - 20	Garnett - 16	17,258
64	3/15	@ L.A. Lakers	L 89-92	26-38	Banks - 18	Garnett - 14	18,997
65	3/16	@ Golden State	L 97-105	26-39	Davis - 29	Garnett - 17	17,526
66	3/19	SACRAMENTO	W 95-89	27-39	Garnett - 37	Garnett - 10	18,207
67	3/21	MIAMI	W 100-96	28-39	Davis - 26	Garnett - 11	17,927
68	3/23	@ New Jersey	L 82-86	28-40	Garnett - 24	Garnett - 11	15,952
69	3/24	@ Toronto	L 77-97	28-41	Garnett - 15	Garnett - 12	17,493
70	3/26	NEW YORK	W 98-94	29-41	Garnett - 26	Garnett - 15	16,201
71	3/29	ORLANDO	W 103-91	30-41	Garnett - 27	Garnett - 19	15,142
72	3/31	@ Denver	L 94-106	30-42	Garnett - 22	Garnett - 16	19,497
73	4/2	GOLDEN STATE	W 106-104 (OT)	31-42	Banks - 24	Garnett - 13	15,834
74	4/4	@ Charlotte	L 92-97	31-43	Garnett - 24	Garnett - 22	14,214
75	4/5	@ Atlanta	L 99-101	31-44	Davis - 33	Garnett - 15	15,959
76	4/7	UTAH	L 95-103	31-45	Reed - 18	Garnett - 13	16,622
77	4/9	ATLANTA	W 84-83	32-45	McCants - 28	Jaric - 9	15,557
78	4/11	@ Memphis	L 76-92	32-46	Reed - 14	Reed - 8	15,571
79	4/12	@ Houston	W 82-79	33-46	Blount - 16	Griffin/Wright - 6	16,499
80	4/14	@ Indiana	L 77-89	33-47	Griffin - 18	Griffin - 12	18,345
81	4/16	SAN ANTONIO	L 90-103	33-48	Banks - 25	Blount/McCants - 6	15,231
82	4/19	MEMPHIS	L 92-102 (2OT)	33-49	Wright - 19	Griffin - 15	15,934



## 2004-05: 44-38



**BACK ROW (L-R):** Mark Madsen, John Thomas, Ervin Johnson, Kevin Garnett, Michael Olowokandi, Eddie Griffin, Ndudi Ebi, Wally Szczerbiak

**MIDDLE ROW (L-R):** Athletic Trainer Gregg Farnam, Physical Therapist Andre Deloya, Strength and Conditioning Coach Thomas McKinney, Anthony Carter, Troy Hudson, Sam Cassell, Latrell Sprewell, Trenton Hassell, Fred Hoiberg, Orthopaedic Surgeon Dr. David Fischer, Medical Director Dr. Sheldon Burns, Video Coordinator Mike Lindahl, Athletic Training Intern Chris Walker

**FRONT ROW (L-R):** Assistant Coach Don Zierden, Assistant Coach Randy Wittman, General Manager Jim Stack, Chief Executive Officer Rob Moor, Owner Glen Taylor, Vice President of Basketball Operations/Head Coach Kevin McHale, President Chris Wright, Assistant Coach Jerry Sichting, Assistant Coach Sid Lowe

PLAYER	G/GS	MIN	FIELD GOALS			3-POINT FG			FREE THROWS			REBOUNDS			AST	PF	STL	BLK	PTS	AVG
			FG	FGA	PCT	FG	FGA	PCT	FT	FTA	PCT	OFF	DEF	TOT						
Garnett	82/82	3121	683	1360	.502	6	25	.240	445	549	.811	247	861	1108	466	207	121	112	1817	22.2
Szczerbiak	81/37	2558	465	919	.506	63	169	.373	260	304	.855	82	221	303	191	178	40	16	1253	15.5
Cassell	59/38	1522	319	687	.464	27	103	.262	134	155	.865	25	132	157	301	160	36	14	799	13.5
Ebi	2/0	54	11	21	.524	0	1	.000	5	9	.556	6	10	16	1	7	1	1	27	13.5
Sprewell	80/79	2450	398	961	.414	69	211	.327	156	188	.830	65	189	254	179	124	53	21	1021	12.8
Hudson	79/32	1729	266	664	.401	89	258	.345	70	90	.778	19	86	105	283	121	27	6	691	8.7
Griffin	70/0	1492	202	522	.387	67	204	.328	56	78	.718	128	325	453	53	120	23	118	527	7.5
Hassell	82/51	2068	225	475	.474	1	11	.091	90	114	.789	80	139	219	128	200	30	30	541	6.6
Olowokandi	62/34	1215	161	353	.456	0	0	---	46	69	.667	106	218	324	29	193	15	56	368	5.9
Hoiberg	76/0	1272	139	284	.489	70	145	.483	89	102	.873	32	149	181	85	105	50	15	437	5.8
Carter	66/12	742	72	177	.407	2	17	.118	35	51	.686	12	57	69	161	88	35	18	181	2.7
Thomas	44/8	521	42	86	.488	0	0	---	27	46	.587	39	58	97	17	82	15	13	111	2.5
Madsen	41/14	601	34	66	.515	0	0	---	20	40	.500	63	65	128	18	103	7	14	88	2.1
Johnson	46/23	410	28	54	.519	1	1	1.000	16	25	.640	43	70	113	6	86	7	13	73	1.6
<b>TIMBERWOLVES</b>	<b>82</b>	<b>19755</b>	<b>3045</b>	<b>6629</b>	<b>.459</b>	<b>395</b>	<b>1145</b>	<b>.345</b>	<b>1449</b>	<b>1820</b>	<b>.796</b>	<b>947</b>	<b>2580</b>	<b>3527</b>	<b>1918</b>	<b>1774</b>	<b>460</b>	<b>447</b>	<b>7934</b>	<b>96.8</b>
<b>OPPONENTS</b>	<b>82</b>	<b>19755</b>	<b>2967</b>	<b>6777</b>	<b>.438</b>	<b>468</b>	<b>1291</b>	<b>.363</b>	<b>1413</b>	<b>1880</b>	<b>.752</b>	<b>1032</b>	<b>2359</b>	<b>3391</b>	<b>1783</b>	<b>1629</b>	<b>540</b>	<b>323</b>	<b>7815</b>	<b>95.3</b>



## 2004-05: DAY-BY-DAY

G#	DATE	OPPONENT	WOLVES/OPP	RECORD	HIGH POINTS	HIGH REBOUNDS	ATTENDANCE
1	11/3	NEW YORK	W 99-93	1-0	Garnett - 28	Garnett - 20	17,295
2	11/4	@ Denver	L 92-94 (OT)	1-1	Garnett - 25	Garnett - 15	19,099
3	11/6	NEW ORLEANS	W 99-92	2-1	Garnett - 29	Garnett - 15	15,812
4	11/9	INDIANA	L 101-102	2-2	Garnett - 22	Garnett - 10	15,409
5	11/11	@ Houston	W 96-91	3-2	Garnett - 20	Garnett - 17	15,566
6	11/16	MIAMI	W 108-97	4-2	Garnett - 25	Garnett - 21	17,347
7	11/17	@ Detroit	L 85-93	4-3	Garnett/Sprewell - 24	Garnett - 13	22,076
8	11/20	@ New Orleans	W 99-94	5-3	Griffin - 23	Garnett - 12	15,632
9	11/22	@ Dallas	W 83-82	6-3	Garnett - 21	Garnett - 17	19,939
10	11/23	SEATTLE	L 92-103	6-4	Garnett/	Garnett - 14	16,129
					Szczerbiak - 16		
11	11/25	@ Indiana	L 102-106	6-5	Garnett - 23	Garnett - 9	17,149
12	11/26	MEMPHIS	W 115-90	7-5	Garnett - 26	Garnett - 15	17,985
13	11/28	@ Sacramento	W 121-110	8-5	Garnett - 28	Garnett - 16	17,317
14	12/1	@ Golden State	W 107-99	9-5	Cassell - 26	Garnett - 16	15,706
15	12/3	@ Phoenix	W 97-93	10-5	Garnett - 23	Garnett - 19	16,915
16	12/4	@ L.A. Clipper	W 107-100 (OT)	11-5	Cassell - 30	Garnett - 15	17,587
17	12/7	DALLAS	L 87-97	11-6	Garnett - 32	Garnett - 12	16,235
18	12/8	@ Philadelphia	W 119-84	12-6	Griffin - 27	Griffin - 11	16,393
19	12/10	SACRAMENTO	W 113-105	13-6	Garnett - 35	Garnett - 18	19,101
20	12/11	@ Chicago	L 88-99	13-7	Cassell - 17	Garnett - 21	20,782
21	12/14	PORTLAND	W 100-89	14-7	Szczerbiak - 28	Garnett - 19	15,103
22	12/15	@ Toronto	L 90-96	14-8	Garnett - 23	Garnett - 15	16,888
23	12/17	L.A. CLIPPERS	W 113-86	15-8	Szczerbiak - 29	Garnett - 10	18,371
24	12/21	@ Cleveland	L 97-107	15-9	Garnett - 26	Garnett - 13	19,094
25	12/23	@ San Antonio	L 82-96	15-10	Szczerbiak - 22	Olowokandi - 12	18,797
26	12/26	WASHINGTON	W 109-74	16-10	Szczerbiak - 23	Garnett - 12	16,433
27	12/29	@ New York	L 87-100	16-11	Sprewell - 22	Garnett - 13	19,763
28	1/1	MEMPHIS	L 95-104	16-12	Garnett - 30	Garnett - 10	16,577
29	1/4	PHOENIX	L 115-122	16-13	Garnett - 47	Garnett - 17	18,132
30	1/5	@ Charlotte	L 84-102	16-14	Garnett - 23	Garnett - 20	12,037
31	1/7	PHILADELPHIA	W 89-84	17-14	Cassell - 26	Garnett - 18	19,420
32	1/8	@ Washington	L 114-117	17-15	Garnett - 25	Garnett - 19	20,173
33	1/10	L.A. LAKERS	L 96-105	17-16	Garnett - 23	Garnett - 13	18,642
34	1/12	ORLANDO	L 80-87	17-17	Garnett - 19	Garnett - 25	15,532
35	1/14	@ Denver	W 93-83	18-17	Sprewell - 29	Garnett - 10	18,906
36	1/15	PORTLAND	W 92-84	19-17	Sprewell - 25	Griffin - 18	17,439
37	1/17	TORONTO	L 91-100	19-18	Szczerbiak - 25	Garnett - 14	16,632
38	1/19	@ L.A. Lakers	L 90-93	19-19	Garnett - 27	Garnett - 9	18,417
39	1/21	@ Seattle	W 112-107	20-19	Szczerbiak - 34	Garnett - 8	17,072
40	1/22	@ Portland	W 92-83	21-19	Szczerbiak - 18	Garnett - 16	18,432
41	1/24	DETROIT	W 86-83	22-19	Garnett - 22	Griffin - 10	17,439
42	1/26	ATLANTA	W 104-87	23-19	Sprewell - 32	Garnett - 10	15,423

G#	DATE	OPPONENT	WOLVES/OPP	RECORD	HIGH POINTS	HIGH REBOUNDS	ATTENDANCE
43	1/28	UTAH	W 93-91	24-19	Garnett - 25	Garnett - 14	19,553
44	1/30	SACRAMENTO	L 84-94	24-20	Garnett - 21	Garnett - 13	18,722
45	2/1	@ Milwaukee	L 86-91	24-21	Sprewell - 24	Garnett - 13	15,947
46	2/2	PHOENIX	L 79-108	24-22	Szczerbiak - 16	Garnett - 13	17,179
47	2/4	HOUSTON	L 113-119 (OT)	24-23	Cassell - 24	Garnett - 14	19,444
48	2/6	BOSTON	L 100-103	24-24	Garnett/	Garnett - 13	16,174
					Olowokandi - 21		
49	2/8	@ Memphis	L 96-108	24-25	Garnett - 24	Griffin - 9	16,169
50	2/9	DENVER	W 98-92	25-25	Garnett - 24	Garnett - 11	15,442
51	2/11	@ Utah	L 82-100	25-26	Sprewell - 16	Garnett - 8	19,291
52	2/13	CHICAGO	L 83-87	25-27	Sprewell - 26	Garnett - 14	19,420
53	2/15	NEW JERSEY	W 82-71	26-27	Garnett/	Olowokandi - 12	16,299
					Olowokandi - 17		
54	2/17	CLEVELAND	W 94-88	27-27	Szczerbiak - 26	Garnett - 18	18,122
55	2/24	@ L.A. Clippers	L 86-92	27-28	Sprewell - 17	Olowokandi - 11	18,569
56	2/25	@ Seattle	L 88-98	27-29	Garnett - 31	Garnett - 14	17,072
57	2/27	@ Portland	W 91-83	28-29	Sprewell - 27	Garnett - 12	17,068
58	3/2	GOLDEN STATE	L 93-99	28-30	Garnett - 28	Garnett - 13	15,074
59	3/4	MILWAUKEE	W 103-97	29-30	Szczerbiak - 28	Garnett - 10	18,779
60	3/6	@ Boston	W 99-97	30-30	Garnett - 21	Garnett - 13	17,242
61	3/8	CHARLOTTE	W 102-97	31-30	Garnett - 30	Garnett - 15	16,333
62	3/10	@ Miami	L 90-107	31-31	Garnett - 22	Garnett - 19	19,854
63	3/11	@ Orlando	W 101-96	32-31	Garnett - 25	Garnett - 18	16,326
64	3/13	DALLAS	L 93-102	32-32	Garnett - 24	Garnett - 13	19,420
65	3/15	@ Dallas	W 100-91	33-32	Garnett - 25	Garnett - 12	20,434
66	3/16	@ San Antonio	L 73-89	33-33	Sprewell - 21	Garnett - 11	18,797
67	3/18	@ Memphis	L 83-88	33-34	Garnett - 30	Garnett - 19	18,119
68	3/20	HOUSTON	W 94-86	34-34	Garnett - 30	Garnett - 17	18,071
69	3/23	NEW ORLEANS	W 107-102	35-34	Garnett - 24	Garnett - 13	15,877
70	3/26	@ New Jersey	W 96-75	36-34	Cassell - 23	Garnett - 8	17,849
71	3/27	L.A. CLIPPERS	W 89-85	37-34	Garnett - 20	Garnett - 13	14,007
72	3/31	@ L.A. Lakers	W 105-96	38-34	Garnett - 23	Garnett - 12	18,997
73	4/1	@ Phoenix	L 98-107	38-35	Szczerbiak - 18	Garnett/Griffin - 15	18,422
74	4/1	@ Sacramento	W 112-100	39-35	Garnett - 30	Garnett - 13	17,317
75	4/6	UTAH	W 111-86	40-35	Szczerbiak - 20	Garnett - 16	15,022
76	4/8	DENVER	L 104-107	40-36	Cassell - 27	Garnett - 16	19,904
77	4/9	@ Atlanta	L 98-105	40-37	Garnett - 31	Olowokandi - 13	17,583
78	4/13	GOLDEN STATE	W 116-100	41-37	Sprewell - 27	Garnett - 15	15,239
79	4/15	@ Utah	W 100-84	42-37	Garnett - 22	Garnett/Griffin - 9	18,817
80	4/17	SEATTLE	L 94-109	42-38	Sprewell - 20	Garnett/Griffin - 8	17,779
81	4/18	@ New Orleans	W 102-99	43-38	Szczerbiak - 18	Ebi - 8	15,234
82	4/20	SAN ANTONIO	W 95-73	44-38	Hassell - 19	Olowokandi - 14	18,122





## 2003-04: 58-24



**BACK ROW (L-R):** Gary Trent, Mark Madsen, Ervin Johnson, Kevin Garnett, Michael Olowokandi, Oliver Miller, Ndudi Ebi, Wally Szczerbiak

**MIDDLE ROW (L-R):** Athletic Training Intern Eric Sand, Athletic Trainer Gregg Farnam, Strength and Conditioning Coach/Assistant Trainer Joe Sharpe, Physical Therapist Andre Deloya, Troy Hudson, Sam Cassell, Latrell Sprewell, Trenton Hassell, Fred Hoiberg, Medical Director Dr. Sheldon Burns, Orthopaedic Surgeon Dr. David Fischer

**FRONT ROW (L-R):** Assistant Coach Greg Ballard, Special Assistant to the VP of Basketball Operations/General Manager Ed Prohofsky, Assistant Coach

Don Zierden, Assistant Coach Randy Wittman, Vice President of Player Personnel Rob Babcock, President Rob Moor, Vice President of Basketball Operations/General Manager Kevin McHale, Head Coach Flip Saunders, Director of Scouting and Player Development/Assistant Coach Jerry Sichting, Assistant Coach Sid Lowe

PLAYER	G/GS	MIN	FIELD GOALS			3-POINT FG			FREE THROWS			REBOUNDS			AST	PF	STL	BLK	PTS	AVG
			FG	FGA	PCT	FG	FGA	PCT	FT	FTA	PCT	OFF	DEF	TOT						
Garnett	82/82	3231	804	1611	.499	11	43	.256	368	465	.791	245	894	1139	409	202	120	178	1987	24.2
Cassell	81/81	2838	620	1270	.488	74	86	.398	289	331	.873	44	227	271	592	247	102	18	1603	19.8
Sprewell	82/82	3100	518	1266	.409	99	299	.331	240	295	.814	56	254	310	286	101	88	21	1375	16.8
Szczerbiak	28/0	622	106	236	.449	20	46	.435	53	64	.828	24	64	88	33	42	12	1	285	10.2
Hudson	29/1	503	80	207	.386	31	77	.403	27	33	.818	4	31	35	70	32	7	0	218	7.5
Hoiberg	79/3	1804	178	383	.465	76	172	.442	98	116	.845	21	247	268	109	136	66	10	530	6.7
Olowokandi	43/25	925	121	285	.425	0	0	---	36	61	.590	78	167	245	24	137	16	68	278	6.5
Trent	68/2	1025	155	328	.473	0	6	.000	69	91	.758	83	133	216	49	129	12	17	379	5.6
Hassell	81/74	2264	177	381	.465	4	13	.308	48	61	.787	68	189	257	133	200	36	54	406	5.0
Madsen	72/12	1246	101	204	.495	0	6	.000	57	118	.483	134	138	272	28	175	33	18	259	3.6
Martin	16/0	172	20	67	.299	6	26	.231	9	9	1.000	2	5	7	23	23	2	1	55	3.4
McLeod	33/0	391	27	82	.329	1	10	.100	33	43	.767	5	29	34	59	39	16	1	88	2.7
Goldwire	5/0	66	5	14	.357	2	6	.333	1	1	1.000	1	5	6	10	5	3	0	13	2.6
Miller	48/1	506	53	100	.530	0	1	.000	15	23	.652	46	84	130	36	91	19	26	121	2.5
Johnson	66/47	965	55	103	.534	0	1	.000	17	28	.607	61	171	232	24	156	27	43	127	1.9
Lewis	14/0	65	7	20	.350	2	5	.400	0	0	---	1	6	7	2	10	2	2	16	1.1
Ebi	17/0	32	6	14	.429	0	0	---	1	4	.250	2	1	3	3	6	0	4	13	0.8
<b>TIMBERWOLVES</b>	<b>82</b>	<b>19755</b>	<b>3033</b>	<b>6571</b>	<b>.462</b>	<b>326</b>	<b>897</b>	<b>.363</b>	<b>1361</b>	<b>1743</b>	<b>.781</b>	<b>875</b>	<b>2645</b>	<b>3520</b>	<b>1890</b>	<b>1731</b>	<b>561</b>	<b>462</b>	<b>7753</b>	<b>94.5</b>
<b>OPPONENTS</b>	<b>82</b>	<b>19755</b>	<b>2741</b>	<b>6625</b>	<b>.414</b>	<b>395</b>	<b>1181</b>	<b>.334</b>	<b>1426</b>	<b>1893</b>	<b>.753</b>	<b>1001</b>	<b>2400</b>	<b>3401</b>	<b>1701</b>	<b>1656</b>	<b>547</b>	<b>296</b>	<b>7303</b>	<b>89.1</b>



## 2003-04: DAY-BY-DAY

G#	DATE	OPPONENT	WOLVES/OPP	RECORD	HIGH POINTS	HIGH REBOUNDS	ATTENDANCE
1	10/29	MILWAUKEE	W 95-89	1-0	Garnett - 25	Garnett - 21	17,784
2	10/31	@ New Jersey	L 61-84	1-1	Garnett - 23	Sprewell - 10	17,145
3	11/1	TORONTO	W 73-56	2-1	Garnett - 20	Garnett - 7	15,869
4	11/3	@ Utah	L 88-93	2-2	Cassell - 27	Olowokandi - 8	17,177
5	11/5	SACRAMENTO	L 121-125 (OT)	2-3	Garnett - 28	Garnett - 11	15,889
6	11/7	@ Orlando	W 100-71	3-3	Sprewell - 22	Garnett - 17	16,074
7	11/8	@ Miami	W 88-79	4-3	Garnett - 25	Garnett - 17	14,645
8	11/11	SEATTLE	L 87-89	4-4	Garnett - 26	Garnett - 13	14,107
9	11/13	@ Chicago	W 92-89 (OT)	5-4	Sprewell - 27	Garnett - 17	21,722
10	11/14	UTAH	L 77-85	5-5	Garnett - 23	Garnett - 14	17,182
11	11/18	DENVER	W 89-76	6-5	Garnett - 26	Garnett - 11	15,090
12	11/21	@ Cleveland	W 97-83	7-5	Sprewell - 31	Garnett - 15	19,269
13	11/22	L.A. CLIPPERS	W 103-91	8-5	Garnett - 30	Garnett - 19	16,080
14	11/25	@ Indiana	L 75-98	8-6	Garnett/Cassell - 25	Garnett - 16	14,540
15	11/26	NEW YORK	L 92-97	8-7	Garnett - 25	Garnett - 14	15,901
16	11/28	@ Memphis	W 102-98	9-7	Cassell - 25	Garnett - 18	16,741
17	11/29	@ Dallas	L 88-92	9-8	Garnett - 28	Garnett - 20	20,089
18	12/3	@ Phoenix	W 92-79	10-8	Cassell - 27	Garnett - 12	16,508
19	12/5	@ Sacramento	W 112-109 (OT)	11-8	Sprewell - 37	Garnett - 25	17,317
20	12/7	@ L.A. Clippers	W 96-94	12-8	Sprewell - 27	Garnett - 8	14,370
21	12/9	GOLDEN STATE	L 95-98	12-9	Garnett - 33	Garnett - 14	14,195
22	12/12	@ Washington	W 110-91	13-9	Cassell - 25	Garnett - 16	16,802
23	12/15	@ Boston	W 116-95	14-9	Garnett/Cassell - 27	Garnett - 12	17,234
24	12/16	HOUSTON	W 92-75	15-9	Cassell - 25	Garnett - 13	15,715
25	12/18	DALLAS	W 114-109	16-9	Garnett - 35	Trent - 12	17,794
26	12/20	INDIANA	W 102-80	17-9	Garnett - 28	Garnett - 9	16,624
27	12/23	@ New York	W 98-92	18-9	Cassell/Sprewell - 31	Garnett - 13	19,763
28	12/26	@ Portland	L 92-101	18-10	Garnett - 27	Garnett - 10	17,237
29	12/27	@ Seattle	W 104-86	19-10	Garnett - 28	Garnett - 14	17,072
30	12/30	CHICAGO	W 98-93	20-10	Garnett - 28	Garnett - 15	20,092
31	1/2	ATLANTA	W 93-75	21-10	Garnett - 18	Garnett - 15	17,074
32	1/3	@ Dallas	L 112-119	21-11	Cassell - 34	Garnett - 22	19,936
33	1/6	L.A. LAKERS	W 106-90	22-11	Sprewell - 30	Garnett - 18	20,095
34	1/8	PORTLAND	W 96-75	23-11	Garnett - 26	Garnett - 14	15,599
35	1/10	MIAMI	W 83-77	24-11	Garnett - 28	Garnett - 17	17,026
36	1/13	@ New Orleans	W 94-89	25-11	Sprewell - 26	Garnett - 14	14,701
37	1/14	@ San Antonio	W 100-93	26-11	Cassell - 33	Garnett - 10	17,411
38	1/17	@ Houston	L 76-95	26-12	Cassell - 25	Garnett - 7	18,145
39	1/19	NEW ORLEANS	W 97-90	27-12	Garnett - 29	Garnett - 15	17,117
40	1/21	@ Toronto	W 108-97	28-12	Cassell - 30	Garnett - 11	18,846
41	1/23	DETROIT	W 80-79	29-12	Garnett - 22	Garnett - 17	19,006

G#	DATE	OPPONENT	WOLVES/OPP	RECORD	HIGH POINTS	HIGH REBOUNDS	ATTENDANCE
42	1/25	PHOENIX	W 99-95	30-12	Cassell - 32	Garnett - 17	16,002
43	1/26	@ Denver	W 97-95	31-12	Garnett - 31	Garnett - 13	15,320
44	1/28	@ Golden State	L 90-97	31-13	Sprewell - 27	Garnett - 20	18,112
45	1/30	@ L.A. Lakers	W 97-84	32-13	Sprewell - 35	Garnett - 11	18,997
46	2/1	PHILADELPHIA	W 106-101	33-13	Garnett - 32	Garnett - 13	16,987
47	2/3	ORLANDO	W 113-100	34-13	Garnett - 30	Garnett - 14	14,979
48	2/4	@ Atlanta	L 89-97	34-14	Cassell - 20	Garnett - 12	16,073
49	2/6	CLEVELAND	W 103-92	35-14	Garnett - 35	Garnett - 12	19,212
50	2/8	MEMPHIS	L 98-99	35-15	Cassell - 34	Garnett - 16	19,179
51	2/10	L.A. CLIPPERS	W 96-84	36-15	Garnett - 31	Garnett - 16	15,298
52	2/11	@ Utah	W 77-66	37-15	Cassell - 24	Garnett - 12	19,911
53	2/17	PHOENIX	W 110-95	38-15	Garnett - 32	Garnett - 14	16,181
54	2/19	SACRAMENTO	W 92-75	39-15	Garnett - 22	Garnett - 24	18,667
55	2/20	@ Detroit	W 88-87	40-15	Garnett - 25	Garnett - 13	22,076
56	2/22	SAN ANTONIO	L 92-94	40-16	Garnett - 28	Garnett - 10	20,347
57	2/24	@ Milwaukee	W 108-102	41-16	Cassell - 29	Garnett - 18	18,717
58	2/25	NEW JERSEY	W 81-68	42-16	Hudson - 29	Olowokandi - 11	17,232
59	2/27	GOLDEN STATE	W 91-81	43-16	Garnett - 24	Hoiberg - 11	19,012
60	2/29	@ Philadelphia	L 74-81	43-17	Garnett - 27	Garnett - 13	20,453
61	3/3	DALLAS	W 121-97	44-17	Garnett - 28	Garnett - 19	19,006
62	3/5	HOUSTON	L 109-112	44-18	Garnett - 32	Garnett - 18	20,109
63	3/7	BOSTON	L 77-80	44-19	Garnett - 20	Garnett/Olowokandi - 14	17,661
64	3/9	@ Seattle	W 105-92	45-19	Sprewell - 31	Garnett/Olowokandi - 10	17,072
65	3/10	@ Portland	L 79-92	45-20	Garnett - 20	Cassell - 8	15,456
66	3/12	L.A. LAKERS	W 96-86	46-20	Garnett - 20	Garnett - 13	20,391
67	3/14	PORTLAND	L 83-92	46-21	Cassell, Garnett - 20	Garnett - 14	18,787
68	3/18	@ San Antonio	L 86-106	46-22	Garnett - 28	Garnett - 12	18,797
69	3/19	@ Phoenix	W 93-80	47-22	Szczerbiak - 24	Garnett - 20	18,422
70	3/21	DENVER	W 98-77	48-22	Garnett - 20	Garnett - 13	19,557
71	3/23	SAN ANTONIO	W 86-81	49-22	Garnett - 27	Cassell/Garnett - 10	20,111
72	3/24	@ Denver	L 92-101	49-23	Garnett - 24	Garnett - 14	19,099
73	3/26	@ L.A. Lakers	L 73-90	49-24	Sprewell - 19	Garnett - 16	18,997
74	3/27	@ L.A. Clippers	W 98-82	50-24	Sprewell - 18	Garnett - 15	19,424
75	3/29	@ Houston	W 94-88	51-24	Garnett - 27	Garnett - 11	16,270
76	3/31	SEATTLE	W 90-83	52-24	Garnett/Sprewell - 27	Olowokandi - 11	19,006
77	4/2	WASHINGTON	W 91-73	53-24	Garnett - 22	Olowokandi - 12	19,159
78	4/4	MEMPHIS	W 90-82	54-24	Cassell - 36	Garnett - 22	19,068
79	4/8	@ Sacramento	W 94-86	55-24	Cassell - 29	Garnett - 17	17,317
80	4/9	@ Golden State	W 92-74	56-24	Garnett - 29	Garnett - 15	19,753
81	4/12	UTAH	W 104-90	57-24	Sprewell - 24	Garnett - 17	18,881
82	4/14	@ Memphis	W 107-90	58-24	Garnett - 26	Garnett/Olowokandi - 9	19,351



## 2002-03: 51-31



**BACK ROW (L-R):** Anthony Peeler, Wally Szczerbiak, Marc Jackson, Kevin Garnett, Loren Woods, Rasho Nesterovic, Joe Smith, Gary Trent

**MIDDLE ROW (L-R):** Athletic Training Intern James Tousignant, Strength and Conditioning Coach/Assistant Trainer Joe Sharpe, Athletic Trainer Gregg Farnam, Mike Wilks, Rod Strickland, Troy Hudson, Kendall Gill, Felipe Lopez, Igor Rakocevic, Physical Therapist Andre Deloya, Orthopaedic Surgeon Dr. David Fischer, Medical Director Dr. Sheldon Burns

**FRONT ROW (L-R):** Special Assistant to the VP of Basketball Operations/General Manager Ed Prohofsky, Assistant Coach Don Zierden, Assistant Coach Randy Wittman, Vice President of Player Personnel Rob Babcock, Owner Glen Taylor, Vice President of Basketball Operations/General Manager Kevin McHale, Head Coach Flip Saunders, Director of Scouting and Player Development/Assistant Coach Jerry Sichting, Assistant Coach Greg Ballard

PLAYER	G/GS	MIN	FIELD GOALS			3-POINT FG			FREE THROWS			REBOUNDS			AST	PF	STL	BLK	PTS	AVG
			FG	FGA	PCT	FG	FGA	PCT	FT	FTA	PCT	OFF	DEF	TOT						
Garnett	82/82	3321	743	1481	.502	20	71	.282	377	502	.751	244	858	1102	495	199	113	129	1883	23.0
Szczerbiak	52/42	1836	351	729	.481	61	145	.421	150	173	.867	53	188	241	136	123	44	22	913	17.6
Hudson	79/74	2600	409	956	.428	97	266	.365	208	231	.900	42	141	183	452	160	60	7	1123	14.2
Nesterovic	77/77	2337	400	762	.525	0	2	.000	61	95	.642	146	358	504	114	256	39	116	861	11.2
Gill	82/34	2068	286	677	.422	19	59	.322	123	161	.764	51	197	248	156	176	78	15	714	8.7
Peeler	82/39	2245	252	609	.414	87	212	.410	39	50	.780	40	201	241	244	161	72	13	630	7.7
Smith	54/21	1117	151	328	.460	0	2	.000	102	131	.779	111	159	270	38	171	14	55	404	7.5
Strickland	47/8	956	120	278	.432	1	11	.091	79	107	.738	20	75	95	215	55	46	6	320	6.8
Trent	80/22	1222	208	389	.535	0	2	.000	60	101	.594	106	185	291	77	142	32	23	476	6.0
Jackson	77/0	1041	153	349	.438	1	1	1.000	114	149	.765	86	139	225	37	137	24	30	421	5.5
Wilks (TOT)	46/7	688	50	148	.338	10	35	.286	37	47	.787	20	51	71	92	69	27	4	147	3.2
Wilks (MIN)	31/0	324	21	67	.313	4	18	.222	16	18	.889	11	19	30	50	31	11	3	62	2.0
Slater	26/0	141	27	50	.540	0	0	---	27	45	.600	18	13	31	4	31	6	1	81	3.1
Woods	38/11	353	29	76	.382	1	3	.333	21	27	.778	27	68	95	19	37	10	13	80	2.1
Rakocevic	42/0	244	22	58	.379	5	12	.417	29	36	.806	4	13	17	33	25	4	0	78	1.9
<b>TIMBERWOLVES</b>	<b>82</b>	<b>19805</b>	<b>3172</b>	<b>6809</b>	<b>.466</b>	<b>296</b>	<b>804</b>	<b>.368</b>	<b>1406</b>	<b>1826</b>	<b>.770</b>	<b>959</b>	<b>2614</b>	<b>3573</b>	<b>2070</b>	<b>1704</b>	<b>553</b>	<b>433</b>	<b>8046</b>	<b>98.1</b>
<b>OPPONENTS</b>	<b>82</b>	<b>19805</b>	<b>3005</b>	<b>6873</b>	<b>.437</b>	<b>472</b>	<b>1362</b>	<b>.347</b>	<b>1394</b>	<b>1853</b>	<b>.752</b>	<b>974</b>	<b>2444</b>	<b>3418</b>	<b>1871</b>	<b>1686</b>	<b>571</b>	<b>405</b>	<b>7876</b>	<b>96.0</b>





## 2002-03: DAY-BY-DAY

G#	DATE	OPPONENT	WOLVES/OPP	RECORD	HIGH POINTS	HIGH REBOUNDS	ATTENDANCE
1	10/30	DENVER	W 83-77	1-0	Hudson - 23	Garnett - 12	16,113
2	11/1	ORLANDO	W 111-105	2-0	Garnett - 23	Garnett - 14	14,117
3	11/2	@ Indiana	L 80-87	2-1	Gill - 14	Garnett - 10	16,058
4	11/4	@ New Jersey	L 82-106	2-2	Garnett - 23	Garnett - 10	14,076
5	11/5	WASHINGTON	W 90-86	3-2	Gill - 22	Garnett - 16	18,009
6	11/7	MILWAUKEE	W 114-110	4-2	Garnett - 28	Garnett - 24	14,776
7	11/9	BOSTON	L 99-105	4-3	Garnett - 24	Nesterovic - 13	15,349
8	11/11	@ San Antonio	L 75-91	4-4	Nesterovic - 16	Garnett - 14	15,594
9	11/13	@ New Orleans	L 98-102	4-5	Garnett/ Strickland - 16	Nesterovic - 12	13,019
10	11/15	@ Memphis	W 99-95	5-5	Garnett - 28	Woods - 10	14,871
11	11/16	INDIANA	L 101-107	5-6	Garnett - 27	Garnett - 9	15,176
12	11/19	MEMPHIS	W 110-106 (OT)	6-6	Garnett - 34	Garnett - 22	13,332
13	11/20	@ Atlanta	W 103-93	7-6	Hudson - 20	Garnett - 12	7,812
14	11/23	NEW JERSEY	L 82-96	7-7	Garnett - 19	Garnett - 15	15,474
15	11/24	@ New York	W 106-88	8-7	Garnett - 25	Garnett - 15	18,779
16	11/27	SACRAMENTO	W 90-74	9-7	Garnett - 20	Garnett - 13	17,821
17	11/29	@ Utah	L 77-95	9-8	Garnett - 21	Garnett - 13	18,644
18	12/1	@ L.A. Lakers	W 110-107	10-8	Garnett - 23	Garnett - 15	18,997
19	12/3	@ Sacramento	L 86-98	10-9	Hudson - 19	Garnett - 16	17,317
20	12/5	@ Golden State	W 114-98	11-9	Garnett - 21	Garnett - 15	12,357
21	12/7	@ L.A. Clipper	L 88-104	11-10	Garnett - 19	Garnett - 14	16,666
22	12/9	@ Denver	W 92-84	12-10	Hudson - 22	Garnett - 13	12,378
23	12/12	ATLANTA	W 113-95	13-10	Garnett - 21	Garnett/Gill - 8	13,709
24	12/14	PORTLAND	L 92-98 (OT)	13-11	Garnett - 21	Smith - 11	15,003
25	12/17	L.A. LAKERS	W 96-80	14-11	Garnett - 23	Smith - 13	16,447
26	12/18	@ Philadelphia	L 94-99	14-12	Garnett - 24	Garnett - 16	17,004
27	12/20	@ Boston	L 99-108	14-13	Garnett - 27	Nesterovic - 13	17,078
28	12/21	HOUSTON	W 98-86	15-13	Garnett - 27	Trent - 13	16,329
29	12/27	@ Chicago	W 113-100	16-13	Garnett - 25	Garnett - 15	19,398
30	12/28	@ Detroit	L 82-106	16-14	Garnett - 20	Garnett - 13	22,076
31	12/30	PHOENIX	W 104-98	17-14	Garnett - 22	Garnett - 14	18,347
32	1/4	UTAH	L 97-105	17-15	Garnett - 26	Garnett - 14	16,473
33	1/7	@ Houston	L 86-94	17-16	Garnett - 25	Garnett - 16	12,212
34	1/8	GOLDEN STATE	W 102-95	18-16	Hudson - 23	Garnett - 14	13,222
35	1/10	SACRAMENTO	W 115-109 (OT)	19-16	Smith - 25	Garnett - 15	16,591
36	1/12	@ Toronto	L 91-105	19-17	Garnett - 26	Trent - 7	19,800
37	1/13	DENVER	W 89-75	20-17	Peeler - 20	Garnett - 15	13,009
38	1/15	@ L.A. Clipper	W 95-64	21-17	Garnett - 21	Nesterovic - 10	15,838
39	1/17	@ Golden State	L 98-107	21-18	Garnett - 22	Nesterovic - 7	14,374
40	1/18	@ Portland	W 104-98	22-18	Garnett - 31	Garnett - 20	20,484
41	1/20	TORONTO	W 89-81	23-18	Garnett - 19	Garnett - 15	14,773

G#	DATE	OPPONENT	WOLVES/OPP	RECORD	HIGH POINTS	HIGH REBOUNDS	ATTENDANCE
42	1/22	SEATTLE	W 96-91	24-18	Garnett - 20	Nesterovic - 10	13,273
43	1/24	L.A. CLIPPERS	W 88-85	25-18	Szczerbiak - 18	Garnett - 14	14,084
44	1/25	@ Washington	W 97-89	26-18	Gill - 19	Garnett - 10	20,173
45	1/27	SAN ANTONIO	W 106-95	27-18	Garnett - 34	Garnett - 10	14,306
46	1/30	@ Dallas	L 109-112	27-19	Hudson/Garnett - 31	Garnett - 17	19,874
47	1/31	@ Houston	L 101-121	27-20	Hudson - 23	Garnett - 7	15,497
48	2/2	PHILADELPHIA	W 99-91	28-20	Garnett - 30	Garnett - 17	18,089
49	2/4	HOUSTON	W 103-89	29-20	Garnett - 23	Garnett - 11	15,333
50	2/11	DALLAS	W 100-98	30-20	Garnett - 26	Garnett - 12	15,145
51	2/12	@ Cleveland	W 102-91	31-20	Garnett - 26	Garnett - 17	9,190
52	2/14	NEW ORLEANS	W 114-93	32-20	Garnett - 23	Garnett/Trent - 8	16,347
53	2/16	GOLDEN STATE	W 109-102	33-20	Garnett - 37	Garnett - 22	15,003
54	2/17	@ Utah	L 97-109	33-21	Garnett - 34	Garnett - 10	19,370
55	2/19	@ Denver	W 85-77	34-21	Garnett - 25	Garnett - 14	15,109
56	2/21	DETROIT	W 103-96	35-21	Garnett - 34	Garnett - 16	14,881
57	2/23	PHOENIX	W 99-97	36-21	Szczerbiak - 30	Garnett - 15	15,771
58	2/24	@ Milwaukee	W 117-114	37-21	Garnett - 34	Garnett/Nesterovic - 12	18,717
59	2/26	UTAH	W 92-85	38-21	Garnett - 24	Garnett - 17	14,227
60	2/28	CLEVELAND	W 118-95	39-21	Szczerbiak - 25	Garnett - 10	15,279
61	3/2	NEW YORK	W 99-90	40-21	Szczerbiak - 26	Garnett - 16	15,071
62	3/4	@ Seattle	L 83-92	40-22	Garnett - 22	Garnett - 11	16,368
63	3/5	@ Sacramento	L 95-96 (OT)	40-23	Garnett - 27	Garnett - 24	17,317
64	3/7	@ L.A. Lakers	L 96-106	40-24	Nesterovic - 19	Garnett/Szczerbiak - 10	18,997
65	3/9	@ Phoenix	W 105-98	41-24	Garnett - 29	Garnett - 14	19,023
66	3/10	@ Dallas	W 92-83	42-24	Garnett - 31	Garnett - 18	20,049
67	3/12	SAN ANTONIO	L 99-111	42-25	Hudson - 30	Garnett - 13	15,309
68	3/14	L.A. LAKERS	L 99-106	42-26	Garnett - 23	Garnett - 17	20,199
69	3/16	PORTLAND	W 111-95	43-26	Szczerbiak - 20	Jackson - 12	19,006
70	3/18	MEMPHIS	W 96-80	44-26	Garnett - 29	Garnett - 19	15,355
71	3/21	@ San Antonio	W 101-94 (OT)	45-26	Garnett - 24	Garnett - 18	18,797
72	3/25	MIAMI	W 108-91	46-26	Garnett/ Szczerbiak - 26	Jackson - 10	15,237
73	3/27	@ Orlando	L 107-110	46-27	Garnett - 26	Garnett - 14	15,033
74	3/28	@ Miami	L 84-111	46-28	Garnett - 17	Garnett - 9	14,522
75	3/30	DALLAS	L 95-119	46-29	Garnett - 24	Garnett - 11	19,304
76	4/2	SEATTLE	W 91-86	47-29	Hudson - 31	Garnett - 9	14,117
77	4/5	@ Phoenix	L 94-111	47-30	Garnett - 25	Garnett - 17	18,413
78	4/6	@ Portland	W 97-78	48-30	Szczerbiak - 25	Garnett - 14	20,169
79	4/9	@ Seattle	L 92-100	48-31	Garnett - 29	Garnett - 18	16,039
80	4/11	L.A. CLIPPERS	W 106-90	49-31	Garnett - 24	Garnett - 15	16,107
81	4/13	CHICAGO	W 119-95	50-31	Szczerbiak - 44	Garnett - 19	18,171
82	4/16	@ Memphis	W 95-87	51-31	Garnett - 19	Garnett - 16	15,478



## 2001-02: 50-32



**BACK ROW (L-R):** Maurice Evans, Marc Jackson, Joe Smith, Rasho Nesterovic, Loren Woods, Kevin Garnett, Gary Trent, Wally Szczerbiak

**MIDDLE ROW (L-R):** Strength and Conditioning Coach Sol Brandys, Athletic Training Intern Dan Duffy, Anthony Peeler, Terrell Brandon, Robert Pack, Sam Mitchell, Chauncey Billups, William Avery, Physical Therapist Andre Deloya, Orthopaedic Surgeon Dr. David Fischer, Medical Director Dr. Sheldon Burns

**FRONT ROW (L-R):** Assistant Coach Don Zierden, Assistant Coach Jimmy Williams, Assistant Coach Randy Wittman, Director of Player Personnel Rob Babcock, President Rob Moor, Owner Glen Taylor, Vice President of Basketball Operations Kevin McHale, Head Coach Flip Saunders, Director of Scouting and Player Development/Assistant Coach Jerry Sichting, Assistant Coach Greg Ballard, Special Assistant to the VP of Basketball Operations Ed Prohofsky, Trainer Gregg Farnam

PLAYER	G/GS	MIN	FIELD GOALS			3-POINT FG			FREE THROWS			REBOUNDS			AST	PF	STL	BLK	PTS	AVG
			FG	FGA	PCT	FG	FGA	PCT	FT	FTA	PCT	OFF	DEF	TOT						
Garnett	81-81	3175	659	1401	.470	37	116	.319	359	448	.801	243	738	981	422	184	96	126	1714	21.2
Szczerbiak	82-82	3117	609	1200	.508	87	191	.455	226	272	.831	120	271	391	257	188	66	21	1531	18.7
Billups	82-54	2355	348	823	.423	124	315	.394	207	234	.885	35	191	226	450	169	66	17	1027	12.5
Brandon	32-28	962	155	365	.425	4	23	.174	83	84	.988	17	76	93	264	49	52	6	397	12.4
Smith	72-63	1922	297	581	.511	2	3	.667	171	206	.830	152	301	453	82	250	39	59	767	10.7
Peeler	82-0	2060	288	684	.421	111	283	.392	50	58	.862	37	169	206	177	137	61	11	737	9.0
Nesterovic	82-82	2218	324	657	.493	0	1	.000	39	71	.549	200	334	534	75	262	45	109	687	8.4
Trent	64-10	1140	193	381	.507	0	2	.000	92	144	.639	104	166	270	60	160	21	27	478	7.5
Jackson (TOT)	39-0	495	60	164	.366	0	1	.000	66	80	.825	48	80	128	14	69	11	6	186	4.8
Jackson (MIN)	22-0	326	38	99	.384	0	1	.000	26	32	.813	31	54	85	7	44	6	3	102	4.6
Pack	16-0	252	25	68	.368	1	4	.250	11	15	.733	7	16	23	49	32	13	0	62	3.9
Mitchell	74-10	726	98	227	.432	10	35	.286	38	49	.776	18	64	82	45	79	12	4	244	3.3
Avery	28-0	258	26	90	.289	6	35	.171	13	19	.684	4	20	24	36	17	7	0	71	2.5
Lopez	67-0	581	59	156	.378	14	33	.424	37	55	.673	29	51	80	39	73	18	1	169	2.5
Evans	10-0	45	9	19	.474	0	3	.000	3	4	.750	3	1	4	4	9	0	0	21	2.1
Woods	60-0	516	33	96	.344	0	2	.000	44	60	.733	46	76	122	22	60	17	34	110	1.8
<b>TIMBERWOLVES</b>	<b>82</b>	<b>19805</b>	<b>3175</b>	<b>6887</b>	<b>.461</b>	<b>396</b>	<b>1047</b>	<b>.378</b>	<b>1399</b>	<b>1754</b>	<b>.798</b>	<b>1059</b>	<b>2562</b>	<b>3621</b>	<b>1993</b>	<b>1739</b>	<b>524</b>	<b>427</b>	<b>8145</b>	<b>99.3</b>
<b>OPPONENTS</b>	<b>82</b>	<b>19805</b>	<b>2962</b>	<b>6654</b>	<b>.445</b>	<b>492</b>	<b>1321</b>	<b>.372</b>	<b>1452</b>	<b>1958</b>	<b>.742</b>	<b>912</b>	<b>2326</b>	<b>3238</b>	<b>1855</b>	<b>1676</b>	<b>542</b>	<b>407</b>	<b>7868</b>	<b>96.0</b>




## 2001-02: DAY-BY-DAY

G#	DATE	OPPONENT	WOLVES/OPP	RECORD	HIGH POINTS	HIGH REBOUNDS	ATTENDANCE	G#	DATE	OPPONENT	WOLVES/OPP	RECORD	HIGH POINTS	HIGH REBOUNDS	ATTENDANCE
1	10/30	PHILADELPHIA	W 83-74	1-0	Billups - 22	Smith - 8	18,697	42	1/25	@ Toronto	L 100-107	30-12	Billups - 17	Nesterovic/Woods - 9	19,800
2	11/2	MEMPHIS	W 111-102	2-0	Garnett - 30	Garnett - 14	16,922	43	1/26	ATLANTA	W 103-80	31-12	Garnett - 20	Garnett - 7	19,828
3	11/3	@ Houston	W 90-88	3-0	Garnett - 37	Garnett - 12	10,724	44	1/29	@ Cleveland	L 81-114	31-13	Garnett - 14	Garnett - 11	14,783
4	11/6	NEW YORK	W 104-94	4-0	Szczerbiak - 35	Garnett - 13	16,444	45	1/30	@ Philadelphia	L 91-96	31-14	Szczerbiak - 31	Smith - 13	20,436
5	11/8	CHICAGO	W 127-74	5-0	Smith - 17	Smith - 8	15,719	46	2/1	@ Boston	W 98-95 (OT)	32-14	Garnett/Brandon - 21	Garnett - 15	18,624
6	11/10	@ Milwaukee	W 98-82	6-0	Garnett - 20	Garnett - 15	18,717	47	2/3	SACRAMENTO	L 107-112	32-15	Garnett - 32	Garnett - 12	19,006
7	11/13	CLEVELAND	L 103-107	6-1	Garnett - 28	Garnett - 14	13,605	48	2/4	@ San Antonio	L 83-113	32-16	Trent - 16	Trent - 8	17,809
8	11/16	@ Indiana	W 120-113 (2OT)	7-1	Garnett - 24	Trent - 12	17,097	49	2/6	PORTLAND	W 113-103	33-16	Szczerbiak - 30	Garnett - 12	16,233
9	11/17	ORLANDO	W 103-95	8-1	Garnett/Smith - 21	Garnett - 16	19,479	50	2/13	PHOENIX	W 107-92	34-16	Garnett - 33	Garnett - 13	18,701
10	11/20	@ Miami	W 80-73	9-1	Szczerbiak - 22	Garnett - 16	15,226	51	2/15	DENVER	L 98-99	34-17	Peeler - 24	Garnett - 14	19,669
11	11/21	@ Orlando	L 106-117	9-2	Smith - 26	Garnett - 13	15,014	52	2/17	MIAMI	W 93-80	35-17	Billups - 23	Garnett - 12	19,279
12	11/24	SAN ANTONIO	W 99-94	10-2	Nesterovic - 24	Garnett/Nesterovic - 12	19,006	53	2/19	@ Dallas	W 117-100	36-17	Billups - 36	Smith - 12	20,035
13	11/27	@ Seattle	L 102-112	10-3	Garnett - 22	Smith - 13	11,663	54	2/21	@ Houston	L 83-89	36-18	Garnett - 19	Garnett - 12	12,620
14	11/28	@ L.A. Clippers	L 75-94	10-4	Szczerbiak - 20	Garnett - 15	16,335	55	2/23	@ San Antonio	W 112-88	37-18	Garnett - 30	Garnett/Nesterovic - 11	34,735
15	12/1	@ L.A. Lakers	L 76-102	10-5	Szczerbiak - 19	Garnett - 14	18,997	56	2/25	@ Charlotte	W 97-92	38-18	Szczerbiak - 24	Jackson - 12	11,222
16	12/4	SEATTLE	W 108-83	11-5	Garnett - 21	Garnett - 15	16,182	57	2/27	L.A. LAKERS	W 112-101	39-18	Garnett - 33	Garnett - 15	19,769
17	12/6	@ Memphis	W 105-80	12-5	Brandon - 22	Garnett - 15	12,861	58	3/1	SAN ANTONIO	L 77-85	39-19	Szczerbiak - 21	Garnett - 10	19,799
18	12/8	HOUSTON	W 107-97	13-5	Garnett - 21	Garnett - 9	16,447	59	3/2	@ Utah	W 116-105	40-19	Garnett - 26	Garnett - 11	18,641
19	12/11	GOLDEN STATE	W 107-86	14-5	Szczerbiak - 22	Smith - 12	15,534	60	3/5	@ Seattle	L 83-97	40-20	Peeler - 20	Garnett - 10	17,072
20	12/12	@ Utah	W 98-87	15-5	Garnett - 24	Szczerbiak - 10	17,870	61	3/6	@ Portland	L 78-85	40-21	Garnett - 19	Garnett - 13	19,233
21	12/14	SACRAMENTO	W 114-94	16-5	Garnett - 29	Garnett - 24	17,113	62	3/8	@ Phoenix	L 76-81	40-22	Szczerbiak - 27	Garnett - 18	16,914
22	12/15	@ Dallas	L 117-125	16-6	Szczerbiak - 27	Smith - 13	19,485	63	3/11	L.A. CLIPPERS	L 99-108	40-23	Garnett - 26	Garnett - 11	17,992
23	12/18	DALLAS	L 103-107	16-7	Billups - 23	Trent - 8	17,079	64	3/13	HOUSTON	L 95-96	40-24	Billups - 23	Garnett - 15	18,101
24	12/19	@ New Jersey	L 112-117 (OT)	16-8	Garnett - 29	Garnett - 21	12,810	65	3/15	INDIANA	L 85-98	40-25	Garnett - 24	Garnett - 12	19,143
25	12/21	CHARLOTTE	W 94-89	17-8	Garnett - 20	Garnett - 14	17,237	66	3/17	UTAH	L 89-96	40-26	Szczerbiak - 33	Garnett - 11	18,113
26	12/22	@ Chicago	W 95-74	18-8	Szczerbiak - 19	Smith - 13	19,121	67	3/19	TORONTO	W 112-80	41-26	Garnett - 20	Nesterovic - 12	17,010
27	12/26	@ Denver	W 94-91	19-8	Billups/Garnett - 22	Garnett - 12	14,726	68	3/21	@ Memphis	W 95-93	42-26	Garnett - 25	Garnett - 14	12,314
28	12/28	@ Sacramento	L 111-125	19-9	Szczerbiak - 31	Nesterovic - 10	17,317	69	3/23	PORTLAND	L 99-108	42-27	Garnett - 23	Garnett - 10	19,497
29	12/30	@ Portland	W 95-93	20-9	Garnett/	Garnett - 16	18,543	70	3/26	GOLDEN STATE	L 106-115	42-28	Garnett - 31	Garnett - 7	17,202
					Szczerbiak - 27			71	3/28	DALLAS	W 113-111	43-28	Szczerbiak - 26	Garnett - 18	19,668
30	1/2	MILWAUKEE	W 95-77	21-9	Garnett - 22	Garnett - 19	19,497	72	3/29	@ New York	W 98-77	44-28	Szczerbiak - 25	Garnett - 15	19,763
31	1/4	UTAH	W 93-86	22-9	Szczerbiak - 37	Garnett - 15	19,579	73	3/31	NEW JERSEY	W 86-85	45-28	Garnett - 23	Garnett - 22	15,221
32	1/5	@ Atlanta	W 112-96	23-9	Szczerbiak - 23	Garnett - 14	13,826	74	4/3	MEMPHIS	W 92-81	46-28	Billups - 26	Garnett - 17	17,183
33	1/7	DETROIT	W 109-93	24-9	Garnett - 23	Garnett - 12	14,427	75	4/4	@ Denver	L 87-88	46-29	Garnett - 21	Garnett - 18	15,509
34	1/9	SEATTLE	W 111-106	25-9	Garnett - 29	Garnett - 10	16,561	76	4/6	PHOENIX	W 108-104	47-29	Garnett - 32	Garnett - 11	18,716
35	1/11	L.A. LAKERS	W 120-102	26-9	Szczerbiak - 34	Billups - 11	19,806	77	4/8	@ Golden State	W 100-93	48-29	Garnett - 22	Garnett - 12	13,261
36	1/12	@ Washington	W 108-100	27-9	Garnett - 31	Nesterovic - 11	20,674	78	4/9	@ Sacramento	L 103-122	48-30	Szczerbiak - 16	Garnett - 12	17,317
37	1/15	L.A. CLIPPERS	W 97-83	28-9	Szczerbiak - 21	Garnett - 12	18,101	79	4/11	@ L.A. Lakers	L 83-96	48-31	Garnett - 18	Garnett - 16	18,997
38	1/18	@ Phoenix	L 100-103 (OT)	28-10	Garnett - 32	Garnett - 14	16,860	80	4/13	@ L.A. Clippers	W 101-98	49-31	Garnett - 35	Garnett - 10	19,567
39	1/19	@ Golden State	W 105-102	29-10	Billups/Garnett - 21	Smith - 9	14,283	81	4/15	BOSTON	L 90-93	49-32	Garnett - 20	Garnett - 11	17,009
40	1/21	WASHINGTON	W 105-101	30-10	Garnett - 23	Nesterovic - 7	20,320	82	4/17	DENVER	W 104-90	50-32	Szczerbiak - 20	Nesterovic - 8	16,779
41	1/23	@ Detroit	L 83-104	30-11	Billups/Garnett - 19	Garnett - 13	14,623								





## 2000-01: 47-35



**BACK ROW (L-R):** Sam Jacobson, Reggie Slater, Andrae Patterson, LaPhonso Ellis, Kevin Garnett, Rasho Nesterovic, Dean Garrett, Tom Hammonds, Sam Mitchell, Wally Szczerbiak, Felipe Lopez  
**MIDDLE ROW (L-R):** Trainer Gregg Farnam, Athletic Training Intern Jeff Otte, Physical Therapist Andre Deloya, Terrell Brandon, Anthony Peeler, William Avery, Chauncey Billups, Strength and Conditioning Coach Sol Brandys, Orthopaedic Surgeon Dr. David Fischer, Medical Director Dr. Sheldon Burns  
**FRONT ROW (L-R):** Assistant Coach Don Zierden, Assistant Coach Jimmy Williams, Director of Player Personnel Rob Babcock, President Rob Moor, Owner Glen Taylor, Vice President of Basketball Operations Kevin McHale, General Manager/Head Coach Flip Saunders, Director of Scouting and Player Development/Assistant Coach Jerry Sichting, Assistant Coach Greg Ballard, Special Assistant to the VP of Basketball Operations Ed Prohovsky

PLAYER	G/GS	MIN	FIELD GOALS			3-POINT FG			FREE THROWS			REBOUNDS			AST	PF	STL	BLK	PTS	AVG
			FG	FGA	PCT	FG	FGA	PCT	FT	FTA	PCT	OFF	DEF	TOT						
Garnett	81/81	3202	704	1475	.477	19	66	.288	357	467	.764	219	702	921	401	204	111	145	1784	22.0
Brandon	78/78	2821	511	1134	.451	33	91	.363	195	224	.871	60	238	298	583	138	161	21	1250	16.0
Szczerbiak	82/82	2856	469	920	.510	26	77	.338	181	208	.870	133	314	447	260	226	59	33	1145	14.0
Peeler	75/41	2126	308	732	.421	100	256	.391	75	87	.862	44	148	192	192	166	91	18	791	10.5
Ellis	82/5	1948	298	642	.464	7	22	.318	169	214	.790	199	295	494	93	290	67	74	772	9.4
Billups	77/33	1790	248	587	.422	73	194	.376	144	171	.842	32	126	158	260	178	51	11	713	9.3
Lopez (TOT)	70/48	1565	211	478	.441	19	52	.365	109	156	.699	55	179	234	107	156	62	30	550	7.9
Lopez (MIN)	23/10	457	69	152	.454	13	23	.565	19	33	.576	25	49	74	34	46	21	12	170	7.4
Slater	55/16	686	90	175	.514	0	0	---	74	110	.673	78	108	186	26	126	18	9	254	4.6
Nesterovic	73/39	1233	147	319	.461	0	1	.000	34	65	.523	99	187	286	45	189	25	63	328	4.5
Day	31/0	345	44	118	.373	26	69	.377	18	23	.783	10	27	37	28	52	10	7	132	4.3
Mitchell	82/4	983	118	289	.408	9	43	.209	40	55	.727	28	95	123	57	117	26	10	285	3.5
Avery	55/0	463	55	144	.382	16	59	.271	28	36	.778	5	24	29	75	48	13	4	154	2.8
Garrett	70/21	831	75	156	.481	0	0	---	27	39	.692	65	152	217	24	93	26	49	177	2.5
Jacobson	14/0	59	9	18	.500	0	0	---	2	3	.667	3	3	6	4	19	3	0	20	1.4
Hammonds	7/0	30	3	10	.300	0	0	---	1	2	.500	2	2	4	1	8	0	0	7	1.0
<b>TIMBERWOLVES</b>	<b>82</b>	<b>19830</b>	<b>3148</b>	<b>6871</b>	<b>.458</b>	<b>322</b>	<b>901</b>	<b>.357</b>	<b>1364</b>	<b>1737</b>	<b>.785</b>	<b>1002</b>	<b>2470</b>	<b>3472</b>	<b>2083</b>	<b>1900</b>	<b>682</b>	<b>456</b>	<b>7982</b>	<b>97.3</b>
<b>OPPONENTS</b>	<b>82</b>	<b>19830</b>	<b>2977</b>	<b>6588</b>	<b>.452</b>	<b>350</b>	<b>996</b>	<b>.351</b>	<b>1567</b>	<b>2164</b>	<b>.724</b>	<b>967</b>	<b>2505</b>	<b>3472</b>	<b>1834</b>	<b>1655</b>	<b>583</b>	<b>357</b>	<b>7871</b>	<b>96.0</b>



## 2000-01: DAY-BY-DAY

G#	DATE	OPPONENT	WOLVES/OPP	RECORD	HIGH POINTS	HIGH REBOUNDS	ATTENDANCE
1	10/31	@ Houston	W 106-98	1-0	Garnett - 28	Nesterovic - 13	11,327
2	11/2	@ San Antonio	L 91-103	1-1	Garnett - 21	Garrett - 12	14,193
3	11/4	SACRAMENTO	W 99-91	2-1	Garnett - 28	Garnett - 12	19,006
4	11/6	@ Utah	L 92-98	2-2	Brandon - 25	Garnett - 9	19,911
5	11/8	@ Denver	L 107-109 (OT)	2-3	Garnett - 26	Garnett - 16	10,549
6	11/9	PHILADELPHIA	L 82-84	2-4	Garnett - 24	Garnett - 9	16,119
7	11/11	@ Milwaukee	W 103-92	3-4	Billups - 31	Szczerbiak - 12	18,717
8	11/15	GOLDEN STATE	W 92-90	4-4	Garnett - 24	Nesterovic - 11	16,034
9	11/17	SAN ANTONIO	W 99-94 (OT)	5-4	Garnett - 32	Garnett - 12	17,288
10	11/18	@ Atlanta	W 94-84	6-4	Garnett - 25	Garnett - 11	13,036
11	11/22	VANCOUVER	W 101-100	7-4	Garnett - 24	Ellis/Nesterovic - 12	16,783
12	11/24	@ L.A. Lakers	L 108-115	7-5	Brandon - 27	Garnett - 7	18,997
13	11/25	@ Golden State	L 93-114	7-6	Garnett - 22	Garnett - 12	14,268
14	11/28	@ Chicago	W 96-76	8-6	Szczerbiak - 18	Garnett - 12	22,204
15	11/29	DENVER	L 100-107	8-7	Garnett - 25	Garnett - 13	15,227
16	12/1	@ Boston	W 102-98	9-7	Billups - 29	Garnett - 13	14,630
17	12/2	@ New York	L 90-100	9-8	Garnett - 21	Garnett/Szczerbiak - 7	19,763
18	12/5	CHICAGO	W 100-90	10-8	Garnett - 25	Garnett/Ellis - 8	16,170
19	12/7	WASHINGTON	W 105-88	11-8	Brandon/Garnett - 24	Garnett - 7	16,018
20	12/9	L.A. CLIPPERS	W 85-73	12-8	Garnett - 23	Szczerbiak - 12	16,143
21	12/11	@ Philadelphia	W 96-91 (OT)	13-8	Garnett - 23	Garnett - 12	18,707
22	12/12	@ New Jersey	L 94-116	13-9	Garnett - 21	Garnett - 10	11,649
23	12/15	@ Detroit	W 99-90	14-9	Garnett - 26	Garnett - 13	13,744
24	12/16	INDIANA	W 113-110 (OT)	15-9	Garnett - 34	Garnett - 20	17,249
25	12/19	@ Golden State	L 99-120	15-10	Garnett - 29	Garnett - 16	13,367
26	12/20	@ L.A. Clippers	L 96-103	15-11	Garnett - 22	Garnett - 7	15,636
27	12/22	CHARLOTTE	L 74-83	15-12	Garnett - 20	Garrett - 12	16,327
28	12/23	UTAH	L 92-98	15-13	Garnett - 20	Garnett - 9	16,789
29	12/26	TORONTO	W 100-97	16-13	Brandon - 24	Garnett - 9	16,828
30	12/28	ATLANTA	W 88-81	17-13	Peeler - 22	Garnett - 12	16,801
31	12/30	NEW YORK	L 79-88	17-14	Szczerbiak - 22	Garnett - 10	18,322
32	1/1	HOUSTON	W 106-96	18-14	Garnett - 21	Szczerbiak - 10	14,779
33	1/2	@ Washington	L 108-115	18-15	Garnett - 31	Ellis - 10	11,712
34	1/4	SEATTLE	W 105-92	19-15	Peeler - 22	Szczerbiak - 11	16,045
35	1/7	@ Phoenix	W 108-88	20-15	Peeler - 28	Peeler - 10	17,531
36	1/8	@ Sacramento	L 97-100	20-16	Garnett - 26	Szczerbiak - 9	17,317
37	1/10	DALLAS	L 86-106	20-17	Garnett - 26	Garnett - 13	16,274
38	1/12	L.A. CLIPPERS	W 95-89	21-17	Brandon/Garnett - 17	Garnett - 10	16,837
39	1/15	BOSTON	L 102-107	21-18	Garnett - 23	Garnett - 9	17,228
40	1/17	@ Utah	W 89-81	22-18	Garnett - 23	Garnett - 11	18,590
41	1/19	@ Seattle	W 98-93	23-18	Peeler - 24	Garnett - 17	15,515
42	1/21	@ Vancouver	W 96-94	24-18	Brandon/Garnett - 20	Garnett - 9	13,108

G#	DATE	OPPONENT	WOLVES/OPP	RECORD	HIGH POINTS	HIGH REBOUNDS	ATTENDANCE
43	1/23	PHOENIX	W 82-73	25-18	Brandon - 26	Garnett - 13	19,677
44	1/25	ORLANDO	W 109-100	26-18	Ellis - 24	Garnett - 18	17,345
45	1/27	PORTLAND	W 93-80	27-18	Brandon - 22	Garnett - 11	19,367
46	1/29	MILWAUKEE	W 99-96	28-18	Garnett - 29	Garnett - 18	17,171
47	1/31	L.A. LAKERS	W 96-83	29-18	Garnett - 21	Garnett/Ellis - 10	19,006
48	2/1	@ Cleveland	W 90-81	30-18	Brandon - 27	Garnett - 10	13,904
49	2/3	@ Toronto	W 108-105	31-18	Garnett - 30	Garnett - 13	19,800
50	2/7	SACRAMENTO	W 117-88	32-18	Garnett - 40	Garnett - 7	18,274
51	2/13	@ Portland	L 88-109	32-19	Garnett - 20	Garnett - 14	19,987
52	2/14	@ Phoenix	L 96-104	32-20	Garnett/Ellis - 20	Ellis - 13	17,747
53	2/16	SAN ANTONIO	L 85-91	32-21	Garnett - 31	Garnett - 16	18,881
54	2/18	VANCOUVER	L 102-110	32-22	Garnett/Ellis - 16	Garnett - 13	18,693
55	2/21	HOUSTON	L 83-89	32-23	Garnett - 23	Garnett - 15	16,541
56	2/23	GOLDEN STATE	W 122-83	33-23	Brandon - 27	Brandon - 10	19,006
57	2/25	@ Indiana	L 100-110	33-24	Garnett - 23	Garnett - 14	18,345
58	2/28	DETROIT	W 111-100	34-24	Brandon - 23	Garnett - 10	16,273
59	3/2	@ Denver	W 89-71	35-24	Garnett - 24	Garnett - 14	17,844
60	3/4	SEATTLE	W 119-111 (OT)	36-24	Szczerbiak - 27	Garnett - 16	19,006
61	3/6	@ Charlotte	W 95-89	37-24	Garnett - 22	Garnett - 13	12,630
62	3/9	@ Miami	L 79-86	37-25	Szczerbiak - 19	Garnett - 13	16,500
63	3/10	@ Orlando	L 93-105	37-26	Garnett - 21	Garnett - 15	17,248
64	3/12	MIAMI	W 94-77	38-26	Garnett - 24	Garnett - 15	17,882
65	3/14	@ San Antonio	L 100-106 (OT)	38-27	Garnett - 24	Garnett - 13	35,676
66	3/15	@ Dallas	L 83-103	38-28	Garnett - 28	Garnett - 16	17,472
67	3/18	CLEVELAND	W 91-76	39-28	Garnett - 21	Ellis - 12	18,718
68	3/21	DALLAS	W 109-97	40-28	Garnett - 28	Garnett - 15	18,101
69	3/23	DENVER	W 101-90	41-28	Garnett - 30	Garnett - 15	18,777
70	3/25	NEW JERSEY	W 105-91	42-28	Brandon - 34	Garnett - 18	19,006
71	3/28	@ Seattle	L 93-94	42-29	Garnett - 21	Garnett - 9	15,916
72	3/30	@ Sacramento	L 98-110	42-30	Brandon - 20	Lopez - 9	17,317
73	4/1	@ Portland	W 99-95	43-30	Brandon - 30	Garnett - 10	20,580
74	4/4	PORTLAND	W 83-79	44-30	Garnett - 18	Garnett - 18	17,207
75	4/6	PHOENIX	W 101-88	45-30	Garnett - 25	Garnett - 10	18,627
76	4/8	L.A. LAKERS	L 99-104	45-31	Brandon - 23	Garnett - 8	20,099
77	4/10	@ Vancouver	W 104-91	46-31	Szczerbiak - 28	Garnett - 14	10,430
78	4/12	@ L.A. Lakers	L 102-119	46-32	Brandon - 21	Ellis - 10	18,997
79	4/13	@ L.A. Clippers	L 105-111	46-33	Garnett - 23	Garnett - 12	18,964
80	4/15	UTAH	W 107-100	47-33	Garnett/	Slater - 7	17,447
					Szczerbiak - 17		
81	4/17	@ Houston	L 87-114	47-34	Avery/	Garnett - 6	16,285
					Szczerbiak - 16		
82	4/18	@ Dallas	L 100-120	47-35	Billups - 21	Lopez - 10	18,187



## 1999-2000: 50-32



**BACK ROW (L-R):** Sam Mitchell, Malik Sealy, Joe Smith, Kevin Garnett, Rasho Nesterovic, Dean Garrett, Tom Hammonds, Andrae Patterson, Wally Szczerbiak

**MIDDLE ROW (L-R):** Strength and Conditioning Coach Sol Brandys, Assistant Trainer Chris Strickland, Assistant Trainer Gregg Farnam, Trainer Chris Palmer, Terrell Brandon, Anthony Peeler, William Avery, Bobby Jackson, Video Coordinator Don Zierden, Medical Director Dr. Sheldon Burns, Orthopaedic Surgeon Dr. David Fischer.

**FRONT ROW (L-R):** Director of Scouting and Player Development/Assistant Coach Jerry Sichting, Assistant Coach Greg Ballard, Director of Player Personnel Rob Babcock, President Rob Moor, Owner Glen Taylor, Vice President of Basketball Operations Kevin McHale, General Manager/Head Coach Flip Saunders, Assistant Coach Sidney Lowe, Special Assistant to the VP of Basketball Operations Ed Prohovsky

PLAYER	G/GS	MIN	FIELD GOALS			3-POINT FG			FREE THROWS			REBOUNDS			AST	PF	STL	BLK	PTS	AVG
			FG	FGA	PCT	FG	FGA	PCT	FT	FTA	PCT	OFF	DEF	TOT						
Garnett	81/81	3243	759	1526	.497	30	81	.370	309	404	.785	223	733	956	401	205	120	126	1857	22.9
Brandon	71/71	2587	486	1042	.466	53	132	.402	187	208	.899	44	194	238	629	158	134	30	1212	17.1
Szczerbiak	73/53	2171	342	669	.511	28	78	.359	133	161	.826	89	183	272	201	175	58	23	845	11.6
Sealy	82/61	2392	371	780	.476	10	35	.286	177	218	.812	119	233	352	197	197	76	19	929	11.3
Smith	78/9	1975	289	623	.464	1	1	1.000	195	258	.756	186	298	484	88	302	45	85	774	9.9
Peeler	82/22	2073	316	725	.436	85	255	.333	87	109	.798	58	174	232	195	171	62	10	804	9.8
Mitchell	66/24	1227	168	376	.447	10	23	.435	81	92	.880	28	110	138	111	116	27	14	427	6.5
Nesterovic	82/55	1723	206	433	.476	0	2	.000	59	103	.573	135	244	379	93	262	21	85	471	5.7
Jackson	73/10	1034	140	346	.405	13	46	.283	76	98	.776	50	103	153	172	114	48	7	369	5.1
Avery	59/1	484	56	181	.309	18	63	.286	24	36	.667	8	32	40	88	60	14	2	154	2.6
Hammonds	56/0	372	42	97	.433	0	0	----	33	56	.589	34	67	101	10	55	8	3	117	2.1
Garrett	56/23	604	48	108	.44	0	0	----	18	26	.692	41	99	140	19	94	8	40	114	2.0
Patterson	5/0	20	3	4	.750	0	0	----	0	0	----	1	1	2	1	4	1	0	6	1.2
<b>TIMBERWOLVES</b>	<b>82</b>	<b>19905</b>	<b>3226</b>	<b>6910</b>	<b>.467</b>	<b>248</b>	<b>716</b>	<b>.346</b>	<b>1379</b>	<b>1769</b>	<b>.780</b>	<b>1016</b>	<b>2471</b>	<b>3487</b>	<b>2205</b>	<b>1913</b>	<b>622</b>	<b>444</b>	<b>8079</b>	<b>98.5</b>
<b>OPPONENTS</b>	<b>82</b>	<b>19905</b>	<b>2924</b>	<b>6576</b>	<b>.445</b>	<b>380</b>	<b>1066</b>	<b>.356</b>	<b>1644</b>	<b>2185</b>	<b>.752</b>	<b>916</b>	<b>2440</b>	<b>3356</b>	<b>1737</b>	<b>1685</b>	<b>591</b>	<b>344</b>	<b>7872</b>	<b>96.0</b>






## 1999-2000: DAY-BY-DAY

G#	DATE	OPPONENT	WOLVES/OPP	RECORD	HIGH POINTS	HIGH REBOUNDS	ATTENDANCE	G#	DATE	OPPONENT	WOLVES/OPP	RECORD	HIGH POINTS	HIGH REBOUNDS	ATTENDANCE
1	11/5	@ Sacramento	L 95-100	0-1	Garnett - 34	Garnett - 17	32,623	45	2/5	@ Denver	W 105-97 (OT)	27-18	Garnett - 30	Garnett - 14	19,099
2	11/6	SACRAMENTO	W 114-101	1-1	Garnett - 31	Garnett - 12	34,013	46	2/9	@ L.A. Lakers	L 81-114	27-19	Garnett - 29	Garnett - 6	18,843
3	11/11	NEW YORK	W 93-90	2-1	Garnett - 35	Garnett - 14	18,397	47	2/10	@ Phoenix	L 85-101	27-20	Mitchell - 16	Garnett - 13	19,023
4	11/13	PHOENIX	W 111-100	3-1	Nesterovic - 23	Garnett - 12	20,003	48	2/15	DENVER	L 104-107 (OT)	27-21	Garnett - 24	Garnett - 11	14,117
5	11/17	L.A. CLIPPERS	L 85-89	3-2	Garnett - 23	Garnett - 20	13,677	49	2/16	@ New York	L 89-93	27-22	Garnett - 23	Garnett - 13	19,763
6	11/19	UTAH	W 89-84	4-2	Garnett - 29	Garnett - 11	17,517	50	2/18	VANCOUVER	W 103-91	28-22	Brandon - 21	Garnett - 10	17,101
7	11/21	@ Vancouver	W 105-81	5-2	Szczerbiak - 19	Garnett - 14	12,493	51	2/20	NEW JERSEY	L 89-91	28-23	Garnett - 27	Garnett - 18	19,449
8	11/22	@ Utah	L 93-108	5-3	Brandon - 21	Garnett - 7	19,725	52	2/22	GOLDEN STATE	W 112-89	29-23	Brandon/ Szczerbiak - 21	Garnett - 14	13,992
9	11/24	PORTLAND	L 81-88	5-4	Szczerbiak - 26	Garnett - 19	16,219	53	2/24	L.A. CLIPPERS	W 116-91	30-23	Smith - 18	Garnett/Smith Szczerbiak - 8	13,089
10	11/26	@ Denver	L 105-114	5-5	Smith - 18	Nesterovic - 9	18,506	54	2/25	@ Toronto	W 107-85	31-23	Garnett - 28	Garnett - 12	19,800
11	11/27	VANCOUVER	W 113-82	6-5	Garnett - 20	Jackson - 7	16,881	55	2/27	SAN ANTONIO	W 102-98	32-23	Garnett - 29	Garnett - 16	19,654
12	11/30	DENVER	W 109-92	7-5	Smith - 26	Smith - 9	13,117	56	2/29	CHARLOTTE	L 87-92	32-24	Garnett - 21	Garnett - 9	15,922
13	12/2	ORLANDO	L 93-103	7-6	Smith - 18	Smith - 13	13,228	57	3/2	@ San Antonio	W 108-102	33-24	Garnett - 23	Garnett - 13	16,320
14	12/4	DALLAS	L 84-103	7-7	Garnett - 20	Smith - 17	16,671	58	3/4	@ Milwaukee	W 91-84	34-24	Brandon - 22	Smith - 13	17,632
15	12/8	@ Seattle	L 94-110	7-8	Garnett - 22	Garnett - 12	13,180	59	3/5	SEATTLE	W 105-100 (OT)	35-24	Garnett - 21	Garnett - 13	15,006
16	12/9	@ Portland	L 86-90	7-9	Garnett - 26	Garnett - 7	19,980	60	3/7	WASHINGTON	L 86-90	35-25	Garnett/ Szczerbiak - 26	Garnett - 13	14,227
17	12/11	GOLDEN STATE	L 76-104	7-10	Nesterovic - 23	Nesterovic - 13	17,739	61	3/9	@ Dallas	W 100-79	36-25	Garnett - 22	Garnett - 13	13,435
18	12/14	@ Atlanta	L 94-105	7-11	Garnett - 22	Garnett - 15	14,070	62	3/11	@ Houston	W 100-86	37-25	Brandon - 24	Garnett - 15	16,285
19	12/15	@ Charlotte	L 98-103	7-12	Sealy - 27	Garnett - 20	16,303	63	3/14	@ Phoenix	L 100-107	37-26	Brandon - 18	Garnett - 11	19,023
20	12/17	L.A. LAKERS	L 88-97	7-13	Garnett - 28	Garnett - 21	19,354	64	3/16	@ Portland	W 96-92	38-26	Brandon - 25	Garnett - 12	20,060
21	12/18	@ Dallas	W 108-104	8-13	Garnett - 27	Garnett - 14	13,702	65	3/19	MILWAUKEE	W 109-82	39-26	Brandon - 28	Garnett - 8	15,551
22	12/20	@ Cleveland	W 100-94	9-13	Garnett - 24	Garnett - 18	13,911	66	3/21	CLEVELAND	W 111-107 (OT)	40-26	Garnett - 29	Garnett - 14	13,404
23	12/22	@ Chicago	W 106-86	10-13	Garnett - 22	Garnett - 13	22,102	67	3/22	@ Boston	W 109-106	41-26	Garnett - 40	Garnett/Sealy - 8	16,606
24	12/23	SEATTLE	W 109-102	11-13	Brandon - 30	Garnett - 14	16,773	68	3/24	@ New Jersey	W 116-115 (OT)	42-26	Garnett - 38	Garnett/Sealy/ Szczerbiak - 8	17,655
25	12/27	@ Orlando	W 107-105	12-13	Garnett - 26	Garnett - 23	14,703	69	3/26	TORONTO	W 106-101 (OT)	43-26	Garnett - 34	Garnett - 10	19,902
26	12/28	@ Miami	L 78-89	12-14	Garnett - 16	Garnett - 9	15,200	70	3/28	PHILADELPHIA	L 100-102	43-27	Garnett - 31	Smith - 12	16,991
27	12/30	CHICAGO	W 94-76	13-14	Garnett - 22	Garnett - 11	19,623	71	3/30	HOUSTON	W 122-90	44-27	Garnett - 25	Smith - 10	15,009
28	1/4	SAN ANTONIO	W 91-88	14-14	Sealy - 22	Garnett - 11	15,179	72	3/31	@ Indiana	L 85-109	44-28	Brandon - 24	Garnett - 12	18,345
29	1/6	PORTLAND	W 98-96	15-14	Garnett/Sealy - 27	Brandon - 8	15,223	73	4/2	PHOENIX	L 86-87	44-29	Sealy - 19	Garnett - 13	19,006
30	1/8	@ Detroit	W 110-105	16-14	Brandon - 28	Garnett - 14	20,529	74	4/4	ATLANTA	W 86-76 (OT)	45-29	Garnett, Smith - 18	Garnett - 14	13,233
31	1/9	@ Philadelphia	W 123-112	17-14	Brandon - 27	Brandon - 10	20,232	75	4/6	@ L.A. Clippers	W 112-90	46-29	Garnett - 28	Nesterovic - 13	15,317
32	1/11	MIAMI	L 106-116	17-15	Garnett - 35	Garnett - 9	15,121	76	4/7	@ Sacramento	W 95-92	47-29	Brandon - 30	Garnett - 14	17,317
33	1/13	BOSTON	W 103-85	18-15	Brandon - 20	Garnett - 10	14,659	77	4/10	DETROIT	W 102-100	48-29	Garnett - 25	Garnett - 9	15,374
34	1/15	L.A. LAKERS	L 91-104	18-16	Garnett - 22	Garnett - 10	19,767	78	4/12	@ Seattle	L 83-110	48-30	Garnett - 18	Smith - 10	14,178
35	1/17	INDIANA	W 101-100	19-16	Garnett - 37	Garnett - 13	16,731	79	4/14	@ Vancouver	W 104-94 (2OT)	49-30	Garnett/Brandon/ Szczerbiak - 20	Garnett/Smith - 12	17,748
36	1/19	@ Utah	W 91-88	20-16	Garnett - 31	Garnett - 10	19,678	80	4/16	@ L.A. Lakers	L 95-101	49-31	Brandon - 18	Garnett - 15	18,912
37	1/21	@ L.A. Clippers	W 95-89	21-16	Mitchell - 20	Sealy - 8	12,853	81	4/17	@ Golden State	W 101-96	50-31	Brandon - 21	Nesterovic/Smith - 11	11,362
38	1/23	@ Golden State	W 99-81	22-16	Garnett - 22	Garnett - 15	11,569	82	4/19	DALLAS	L 107-113	50-32	Peeler - 22	Jackson/Smith - 8	16,818
39	1/25	@ Houston	W 92-84	23-16	Garnett - 27	Garnett - 12	15,094								
40	1/27	@ San Antonio	L 80-92	23-17	Garnett - 26	Garnett - 8	15,911								
41	1/29	UTAH	W 96-94	24-17	Garnett - 29	Garnett - 13	19,006								
42	1/31	SACRAMENTO	W 105-90	25-17	Garnett - 31	Garnett - 12	18,046								
43	2/2	@ Washington	L 93-103	25-18	Garnett - 22	Garnett - 11	14,005								
44	2/4	HOUSTON	W 102-85	26-18	Garnett - 23	Garnett - 18	18,223								



## 1998-99: 25-25



**BACK ROW (L-R):** Trainer Chris Palmer, Tom Hammonds, Dean Garrett, Trevor Winter, Kevin Garnett, Joe Smith, Bill Curley, Andrae Patterson, Medical Director Dr. Sheldon Burns  
**MIDDLE ROW (L-R):** Assistant Trainer Gregg Farnam, Bobby Jackson, Anthony Peeler, Dennis Scott, Sam Mitchell, Malik Sealy, Reggie Jordan, James Robinson, Terrell Brandon, Orthopaedic Surgeon Dr. David Fischer  
**FRONT ROW (L-R):** Strength and Conditioning Coach Sol Brandys, Director of Player Personnel Rob Babcock, Assistant Coach Greg Ballard, Assistant Coach Randy Wittman, Vice President of Basketball Operations Kevin McHale, Owner Glen Taylor, General Manager/Head Coach Flip Saunders, President Rob Moor, Director of Scouting and Player Development/Assistant Coach Jerry Sichting, Special Assistant to the VP of Basketball Operations Ed Prohofsky

PLAYER	G/GS	MIN	FIELD GOALS			3-POINT FG			FREE THROWS			REBOUNDS			AST	PF	STL	BLK	PTS	AVG
			FG	FGA	PCT	FG	FGA	PCT	FT	FTA	PCT	OFF	DEF	TOT						
Garnett	47/47	1780	414	900	.460	4	14	.286	145	206	.760	166	323	489	202	152	78	83	977	20.8
Marbury	18/18	661	124	304	.408	8	39	.205	63	87	.724	17	45	62	167	44	29	5	319	17.7
Brandon (TOT)	36/34	1217	212	507	.418	12	47	.255	65	78	.833	27	107	134	309	82	63	10	501	13.9
Brandon (MIN)	21/20	712	127	299	.425	5	19	.263	39	47	.830	16	65	81	205	57	39	7	298	14.2
Smith	43/42	1418	223	522	.427	0	3	.00	142	188	.755	154	200	354	68	147	32	66	588	13.7
Mitchell	50/20	1344	213	522	.408	9	38	.237	126	165	.764	55	127	182	98	111	35	16	561	11.2
Peeler	28/28	810	103	272	.379	34	114	.298	30	41	.732	30	54	84	78	60	35	6	270	9.6
Sealy	31/7	731	95	231	.411	6	23	.261	55	61	.902	23	69	92	36	68	30	5	251	8.1
Jackson	50/12	941	141	348	.405	10	27	.370	61	79	.772	43	92	135	167	75	39	3	353	7.1
Scott (TOT)	36/9	738	87	213	.408	37	97	.381	23	31	.742	8	50	58	40	49	15	3	234	6.5
Scott (MIN)	21/9	532	70	157	.446	29	68	.426	22	27	.815	5	33	38	32	32	12	2	191	9.1
Robinson (TOT)	31/0	506	67	185	.362	21	74	.284	28	41	.683	18	44	62	56	60	22	8	183	5.9
Robinson (MIN)	17/0	226	28	87	.322	13	44	.295	8	14	.571	8	27	35	38	31	8	5	77	4.5
Garrett	49/37	1054	116	231	.502	0	0	----	38	51	.745	99	158	257	28	113	30	45	270	5.5
Hammonds	49/0	716	82	179	.458	0	0	----	48	75	.640	54	82	136	20	88	8	7	212	4.3
Nesterovic	2/0	30	3	12	.250	0	0	----	2	2	1.000	3	5	8	1	5	0	0	8	4.0
Patterson	35/0	284	43	97	.443	0	5	.000	28	36	.778	30	35	65	15	62	19	7	114	3.3
Curley	35/7	372	29	72	.403	1	5	.200	19	22	.864	20	31	51	14	83	17	9	78	2.2
Evans (TOT)	16/0	145	13	44	.295	4	13	.308	4	4	1.000	6	13	19	15	8	5	3	34	2.1
Evans (MIN)	5/0	24	2	10	.200	0	2	.000	0	0	----	2	0	2	1	1	2	0	4	0.8
Carr	11/2	81	9	26	.346	3	9	.333	2	4	.500	0	12	12	7	9	1	1	23	2.1
Jordan	27/1	296	15	54	.278	0	0	----	21	38	.553	27	32	59	41	38	12	5	51	1.9
Grant	4/0	8	1	4	.250	0	0	----	0	0	----	1	0	1	0	4	0	0	2	0.5
Winter	1/0	5	0	0	---	0	0	----	0	0	----	1	2	3	0	5	0	0	0	0.0
<b>TIMBERWOLVES</b>	<b>50</b>	<b>12025</b>	<b>1838</b>	<b>4327</b>	<b>.425</b>	<b>122</b>	<b>410</b>	<b>.298</b>	<b>849</b>	<b>1143</b>	<b>.743</b>	<b>754</b>	<b>1392</b>	<b>2146</b>	<b>1218</b>	<b>1185</b>	<b>426</b>	<b>272</b>	<b>4647</b>	<b>92.9</b>
<b>OPPONENTS</b>	<b>50</b>	<b>12025</b>	<b>1680</b>	<b>3823</b>	<b>.439</b>	<b>213</b>	<b>654</b>	<b>.326</b>	<b>1055</b>	<b>1470</b>	<b>.718</b>	<b>591</b>	<b>1563</b>	<b>2154</b>	<b>1114</b>	<b>1017</b>	<b>363</b>	<b>262</b>	<b>4628</b>	<b>92.6</b>



## 1998-99: DAY-BY-DAY

G#	DATE	OPPONENT	WOLVES/OPP	RECORD	HIGH POINTS	HIGH REBOUNDS	ATTENDANCE
1	2/5	@ Denver	W 110-92	1-0	Smith - 23	Garrett - 7	17,171
2	2/6	@ San Antonio	L 82-96	1-1	Garnett - 19	Garnett - 16	21,319
3	2/9	SAN ANTONIO	W 74-70	2-1	Sealy - 16	Garnett - 12	16,422
4	2/11	L.A. LAKERS	W 86-75	3-1	Garnett - 21	Jackson - 6	19,006
5	2/14	@ L.A. Clippers	W 95-73	4-1	Garnett - 24	Garnett - 11	8,592
6	2/15	@ Golden State	L 99-101	4-2	Garnett - 29	Garnett - 10	13,118
7	2/17	HOUSTON	W 116-102	5-2	Marbury - 40	Garnett - 9	18,151
8	2/19	VANCOUVER	W 115-96	6-2	Marbury - 23	Garnett - 11	17,907
9	2/21	SACRAMENTO	W 102-90	7-2	Smith - 30	Garnett - 19	16,848
10	2/22	SAN ANTONIO	W 95-89	8-2	Mitchell - 17	Garnett - 11	15,374
11	2/25	@ New York	L 113-115 (OT)	8-3	Garnett - 25	Smith - 16	19,763
12	2/26	@ Toronto	L 92-102	8-4	Marbury - 17	Garnett/Smith - 9	15,122
13	2/28	PORTLAND	L 93-100	8-5	Marbury - 25	Garnett/Smith - 9	16,219
14	3/2	GOLDEN STATE	W 89-78	9-5	Garnett - 27	Garnett - 14	14,776
15	3/4	@ Vancouver	W 102-93	10-5	Garnett - 23	Smith - 9	13,329
16	3/5	@ Portland	L 85-97	10-6	Marbury - 18	Smith - 12	19,264
17	3/7	@ Seattle	W 88-77	11-6	Garnett - 19	Garnett - 14	17,072
18	3/9	SEATTLE	W 85-84	12-6	Garnett - 22	Garnett - 16	17,237
19	3/11	@ Golden State	L 82-89	12-7	Garnett - 22	Smith - 15	11,150
20	3/12	@ Sacramento	W 101-95	13-7	Garnett - 26	Garnett - 17	17,317
21	3/13	@ Utah	L 72-99	13-8	Garnett - 22	Garnett - 14	19,911
22	3/15	UTAH	L 83-90	13-9	Smith - 26	Smith - 17	18,447
23	3/16	L.A. LAKERS	L 101-107	13-10	Smith - 22	Smith - 13	19,006
24	3/18	@ Vancouver	L 81-86	13-11	Garnett - 20	Smith - 12	17,466
25	3/19	@ Denver	W 105-101	14-11	Garnett - 28	Garrett/Smith - 8	14,219

G#	DATE	OPPONENT	WOLVES/OPP	RECORD	HIGH POINTS	HIGH REBOUNDS	ATTENDANCE
26	3/21	L.A. CLIPPERS	L 85-100	14-12	Garnett - 27	Garnett/Smith - 8	15,371
27	3/24	@ Boston	W 87-68	15-12	Garnett/Scott - 22	Garnett - 14	18,128
28	3/26	MIAMI	W 100-93	16-12	Garnett - 19	Garrett - 9	19,006
29	3/28	MILWAUKEE	L 85-94	16-13	Mitchell - 20	Garnett - 18	18,449
30	3/30	DALLAS	W 98-78	17-13	Garnett/Brandon - 22	Garnett - 9	15,609
31	4/2	DENVER	W 107-88	18-13	Garnett - 28	Brandon - 8	15,979
32	4/3	SACRAMENTO	W 105-96	19-13	Garnett - 24	Garnett - 10	17,011
33	4/5	DALLAS	W 100-93	20-13	Garnett/Mitchell - 18	Garnett - 9	14,107
34	4/7	@ Phoenix	L 82-90	20-14	Garnett - 19	Garnett - 13	19,023
35	4/8	@ L.A. Clippers	L 91-99	20-15	Garnett - 15	Garrett - 10	7,205
36	4/9	@ L.A. Lakers	L 89-96	20-16	Hammonds - 22	Garnett - 16	17,505
37	4/11	DETROIT	W 88-79	21-16	Garnett - 20	Smith - 17	19,006
38	4/12	HOUSTON	L 90-95	21-17	Garnett/Mitchell - 21	Garnett - 9	16,093
39	4/14	@ San Antonio	L 79-95	21-18	Jackson - 14	Garrett - 6	15,864
40	4/15	@ Dallas	L 95-10	21-19	Smith - 21	Smith - 9	13,034
41	4/16	VANCOUVER	W 89-75	22-19	Smith - 26	Smith - 12	18,347
42	4/18	UTAH	L 76-97	22-20	Garnett - 18	Garnett - 8	17,472
43	4/21	@ Seattle	L 105-119	22-21	Garnett - 23	Garnett - 7	17,072
44	4/23	@ Sacramento	L 97-105	22-22	Garnett - 29	Garnett - 9	17,317
45	4/25	@ Portland	L 84-100	22-23	Garnett - 30	Garnett/Smith - 4	20,437
46	4/28	PHOENIX	W 97-92	23-23	Mitchell - 25	Smith - 13	16,771
47	4/30	GOLDEN STATE	W 90-85	24-23	Garnett - 28	Garnett - 15	18,157
48	5/1	L.A. CLIPPERS	W 103-93	25-23	Garnett - 19	Garnett - 14	17,203
49	5/4	@ Houston	L 83-100	25-24	Garnett - 18	Brandon - 9	16,285
50	5/5	@ Phoenix	L 96-100	25-25	Garnett - 20	Garnett - 11	18,773





## 1997-98: 45-37



**BACK ROW (L-R):** Bill Curley, Matt Fish, Clifford Rozier, Paul Grant, Stanley Roberts, Kevin Garnett, Tom Gugliotta, Cherokee Parks

**MIDDLE ROW (L-R):** Trainer Chris Palmer, Assistant Trainer Gregg Farnam, Strength and Conditioning Coach Sol Brandys, Shane Heal, Stephon Marbury, Reggie Jordan, Doug West, Sam Mitchell, Chris Carr, Terry Porter, Micheal Williams, DeJuan Wheat, Orthopaedic Surgeon Dr. David Fischer, Medical Director Dr. Sheldon Burns

**FRONT ROW (L-R):** Video Coordinator Trey Schwab, Director of Player Personnel Rob Babcock, Assistant Coach Greg Ballard, Assistant Coach Randy Wittman, Vice President of Basketball Operations Kevin McHale, Owner Glen Taylor, General Manager/Head Coach Flip Saunders, President Rob Moor, Director of Scouting and Player Development/Assistant Coach Jerry Sichting, Special Assistant to the VP of Basketball Operations Ed Prohovsky.

PLAYER	G/GS	MIN	FIELD GOALS			3-POINT FG			FREE THROWS			REBOUNDS			AST	PF	STL	BLK	PTS	AVG
			FG	FGA	PCT	FG	FGA	PCT	FT	FTA	PCT	OFF	DEF	TOT						
Gugliotta	41/41	1582	319	635	.502	2	17	.118	183	223	.821	106	250	356	167	102	61	22	823	20.1
Garnett	82/82	3222	635	1293	.491	3	16	.188	245	332	.738	222	564	786	348	224	139	150	1518	18.5
Marbury	82/81	3112	513	1237	.415	95	304	.313	329	450	.731	58	172	230	704	222	104	7	1450	17.7
Mitchell	81/33	2239	371	800	.464	15	43	.349	243	292	.832	118	267	385	107	200	64	22	1000	12.3
Peeler (TOT)	38/32	1193	190	420	.452	53	125	.424	36	47	.766	37	86	123	137	97	61	6	469	12.3
Peeler (MIN)	30/24	991	155	348	.445	48	106	.453	32	41	.780	31	72	103	114	81	52	6	390	13.0
Carr	51/40	1165	190	452	.420	40	127	.315	84	99	.848	43	112	155	85	129	17	11	504	9.9
Porter	82/8	1786	259	577	.449	92	233	.395	167	195	.856	37	131	168	271	103	63	16	777	9.5
Parks	79/43	1703	224	449	.499	0	1	.000	110	169	.651	140	297	437	53	237	36	86	558	7.1
Roberts	74/44	1328	191	386	.495	0	0	----	75	156	.481	109	254	363	27	237	36	86	558	7.1
Hammonds	57/2	1140	127	246	.516	0	1	.000	92	132	.697	100	171	271	36	127	15	17	346	6.1
West	38/10	688	64	171	.374	0	2	.000	29	40	.725	23	59	82	45	97	11	5	157	4.1
Curley	11/1	146	16	33	.485	0	1	.000	2	3	.667	11	17	28	4	28	3	1	34	3.1
Jordan	57/1	487	54	113	.478	0	1	.000	41	72	.569	57	40	97	50	63	35	9	149	2.6
Williams	25/0	161	16	48	.333	0	4	.000	32	33	.970	2	12	14	32	24	9	2	64	2.6
Wheat	34/0	150	20	50	.400	8	17	.471	9	15	.600	3	8	11	25	12	6	1	57	1.7
Rozier	6/0	30	3	6	.500	0	0	----	0	1	.000	3	3	6	0	7	0	0	6	1.0
<b>TIMBERWOLVES</b>	<b>82</b>	<b>19930</b>	<b>3157</b>	<b>6844</b>	<b>.461</b>	<b>303</b>	<b>873</b>	<b>.347</b>	<b>1673</b>	<b>2253</b>	<b>.743</b>	<b>1063</b>	<b>2429</b>	<b>3492</b>	<b>2068</b>	<b>1882</b>	<b>639</b>	<b>427</b>	<b>8290</b>	<b>101.1</b>
<b>OPPONENTS</b>	<b>82</b>	<b>19930</b>	<b>3076</b>	<b>6860</b>	<b>.448</b>	<b>432</b>	<b>1206</b>	<b>.358</b>	<b>1648</b>	<b>2220</b>	<b>.742</b>	<b>1116</b>	<b>2411</b>	<b>3527</b>	<b>1909</b>	<b>1863</b>	<b>609</b>	<b>412</b>	<b>8232</b>	<b>100.4</b>




## 1997-98: DAY-BY-DAY

G#	DATE	OPPONENT	WOLVES/OPP	RECORD	HIGH POINTS	HIGH REBOUNDS	ATTENDANCE
1	10/31	GOLDEN STATE	W 129-113	1-0	Gugliotta - 28	Garnett/Gugliotta - 11	16,784
2	11/1	CHARLOTTE	W 106-90	2-0	Marbury - 23	Parks - 13	19,006
3	11/4	@ Portland	L 105-122	2-1	Gugliotta/ Marbury - 27	Gugliotta - 8	20,158
4	11/7	@ Vancouver	W 108-97	3-1	Marbury - 26	Garnett - 11	15,302
5	11/8	@ Golden State	W 97-90	4-1	Gugliotta - 29	Gugliotta - 12	19,283
6	11/11	SAN ANTONIO	L 92-93	4-2	Gugliotta - 22	Gugliotta - 9	14,593
7	11/13	WASHINGTON	L 88-91 (OT)	4-3	Marbury - 26	Garnett - 20	16,491
8	11/15	@ San Antonio	W 105-94	5-3	Garnett - 26	Gugliotta - 12	17,410
9	11/18	@ Phoenix	W 108-90	6-3	Garnett - 26	Gugliotta - 10	19,023
10	11/19	@ L.A. Lakers	L 93-118	6-4	Gugliotta - 22	Garnett - 11	17,505
11	11/21	CLEVELAND	L 80-103	6-5	Carr - 19	Gugliotta - 8	17,002
12	11/24	@ Utah	L 124-133 (OT)	6-6	Marbury - 38	Parks - 9	19,911
13	11/26	PORTLAND	L 90-96	6-7	Gugliotta - 18	Roberts - 7	17,882
14	11/28	@ Denver	L 84-95	6-8	Gugliotta - 18	Gugliotta - 12	13,628
15	11/29	VANCOUVER	W 106-87	7-8	Gugliotta - 23	Garnett/Gugliotta - 10	17,494
16	12/3	INDIANA	L 90-94	7-9	Garnett - 25	Gugliotta - 12	16,559
17	12/5	SACRAMENTO	W 101-90	8-9	Marbury - 22	Garnett - 12	16,151
18	12/6	@ Washington	L 103-114	8-10	Marbury - 27	Gugliotta - 11	20,674
19	12/9	SEATTLE	L 99-108	8-11	Carr - 18	Garnett - 15	15,073
20	12/11	@ New York	L 103-107	8-12	Marbury - 22	Gugliotta - 11	19,763
21	12/13	PHOENIX	W 112-101	9-12	Mitchell - 24	Garnett - 8	18,899
22	12/16	L.A. LAKERS	L 96-109	9-13	Garnett - 21	Garnett - 18	16,874
23	12/17	@ Philadelphia	W 94-90	10-13	Gugliotta - 30	Roberts - 10	11,945
24	12/20	L.A. CLIPPERS	W 92-91	11-13	Gugliotta - 2	Garnett - 14	18,135
25	12/22	@ Sacramento	L 79-89	11-14	Gugliotta - 19	Gugliotta - 17	14,612
26	12/23	@ Seattle	W 112-103	12-14	Marbury - 35	Garnett - 10	17,072
27	12/26	NEW JERSEY	W 116-96	13-14	Gugliotta/ Marbury - 22	Parks - 13	17,947
28	12/28	@ Detroit	W 93-89	14-14	Marbury - 19	Gugliotta - 13	19,450
29	12/30	CHICAGO	W 99-95	15-14	Gugliotta/ Marbury - 23	Garnett - 11	20,097
30	1/2	@ Boston	L 89-93	15-15	Mitchell - 21	Carr - 11	18,624
31	1/3	DENVER	W 109-87	16-15	Garnett/Mitchell - 18	Garnett - 13	19,006
32	1/7	PHOENIX	L 77-92	16-16	Gugliotta - 21	Garnett - 13	16,771
33	1/9	PORTLAND	W 96-91	17-16	Marbury - 27	Garnett - 10	17,998
34	1/10	@ New Jersey	W 108-101	18-16	Gugliotta - 24	Garnett - 10	20,049
35	1/12	GOLDEN STATE	W 103-87	19-16	Garnett - 21	Garrett - 9	15,898
36	1/16	@ Houston	W 116-115 (OT)	20-16	Gugliotta - 33	Gugliotta - 13	16,285
37	1/17	@ Dallas	W 113-110 (OT)	21-16	Garnett/ Gugliotta - 22	Gugliotta - 13	15,327
38	1/19	L.A. CLIPPERS	W 117-109	22-16	Garnett/Marbury - 20	Gugliotta/Parks - 8	18,712
39	1/21	BOSTON	W 104-95	23-16	Garnett - 20	Gugliotta - 10	19,006
40	1/24	@ Toronto	L 107-113 (OT)	23-17	Gugliotta - 25	Gugliotta - 13	15,778

G#	DATE	OPPONENT	WOLVES/OPP	RECORD	HIGH POINTS	HIGH REBOUNDS	ATTENDANCE
41	1/27	ATLANTA	W 113-96	24-17	Gugliotta - 26	Parks - 9	16,842
42	1/29	@ Vancouver	W 112-106	25-17	Marbury - 31	Garnett - 15	15,111
43	1/30	@ L.A. Lakers	L 114-121	25-18	Marbury - 35	Garnett/Mitchell - 7	17,505
44	2/1	MILWAUKEE	L 110-118	25-19	Garnett - 26	Garnett - 12	20,188
45	2/2	@ Cleveland	L 99-109	25-20	Marbury - 27	Mitchell - 7	13,841
46	2/4	NEW YORK	W 95-88	26-20	Marbury - 29	Garnett/Mitchell - 8	17,228
47	2/11	ORLANDO	L 89-96	26-21	Garnett - 29	Garnett - 12	17,093
48	2/13	@ Denver	W 107-80	27-21	Marbury - 22	Garnett - 11	12,013
49	2/15	DALLAS	W 105-99 (OT)	28-21	Mitchell - 25	Garnett - 13	19,949
50	2/17	@ Miami	L 84-110	28-22	Garnett - 14	Roberts - 8	15,200
51	2/18	@ Orlando	L 102-115	28-23	Garnett/Mitchell - 19	Garnett/Hammonds - 8	17,077
52	2/20	HOUSTON	W 100-95 (OT)	29-23	Marbury - 27	Garnett - 17	19,083
53	2/22	SACRAMENTO	W 113-95	30-23	Mitchell - 17	Garnett - 11	17,977
54	2/24	@ San Antonio	L 99-105	30-24	Garnett - 25	Garnett - 11	14,422
55	2/26	@ Houston	L 98-118	30-25	Roberts/Marbury - 16	Roberts - 10	16,285
56	2/27	L.A. LAKERS	L 91-104	30-26	Garnett - 17	Garnett - 11	20,197
57	3/1	DETROIT	W 115-113 (2OT)	31-26	Garnett/Marbury - 26	Garnett - 12	18,651
58	3/3	DALLAS	L 99-110	31-27	Garnett - 22	Garnett - 11	18,493
59	3/4	@ Charlotte	L 102-112	31-28	Peeler/Marbury - 20	Garnett - 9	22,493
60	3/6	TORONTO	W 113-91	32-28	Garnett - 26	Garnett - 10	18,156
61	3/8	SEATTLE	L 98-99 (OT)	32-29	Mitchell - 21	Garnett/Parks - 10	19,006
62	3/11	@ Golden State	W 113-84	33-29	Garnett - 22	Roberts - 10	10,390
63	3/12	@ Portland	L 92-95	33-30	Mitchell - 21	Parks - 10	20,553
64	3/14	@ Seattle	L 80-114	33-31	Porter - 16	Garnett/Roberts - 10	17,072
65	3/16	UTAH	L 96-102	33-32	Marbury - 26	Garnett - 16	17,333
66	3/18	SAN ANTONIO	L 76-92	33-33	Garnett - 16	Garnett - 10	19,297
67	3/20	DENVER	W 104-88	34-33	Porter/Garnett/ Hammonds - 16	Garnett - 11	18,007
68	3/21	VANCOUVER	W 102-88	35-33	Garnett - 22	Garnett - 9	18,336
69	3/23	@ Dallas	L 87-91	35-34	Peeler - 23	Mitchell - 10	11,274
70	3/25	@ Phoenix	W 99-97	36-34	Peeler - 20	Peeler - 8	19,023
71	3/27	@ L.A. Clippers	W 100-98	37-34	Mitchell - 22	Mitchell - 8	11,758
72	3/29	@ Sacramento	W 104-96	38-34	Garnett - 32	Garnett - 14	16,465
73	4/2	@ Indiana	L 108-11	38-35	Garnett - 24	Garnett - 12	14,869
74	4/3	@ Chicago	L 93-107	38-36	Mitchell - 24	Garnett - 8	23,985
75	4/5	@ Atlanta	W 97-96	39-36	Mitchell - 22	Garnett - 13	15,165
76	4/7	MIAMI	W 92-89	40-36	Garnett - 27	Garnett - 14	17,978
77	4/10	PHILADELPHIA	W 107-102	41-36	Mitchell - 29	Garnett - 16	18,448
78	4/11	UTAH	W 110-103	42-36	Marbury - 30	Garnett/Parks - 9	20,051
79	4/13	@ L.A. Clippers	W 107-88	43-36	Garnett - 23	Garnett - 10	9,158
80	4/14	@ Utah	L 109-126	43-37	Marbury - 25	Garnett - 10	19,911
81	4/17	HOUSTON	W 102-95	44-37	Garnett - 20	Garnett/Hammonds - 10	19,881
82	4/18	@ Milwaukee	W 111-109	45-37	Wheat - 19	Garnett - 8	16,886



## 1996-97: 40-42



**BACK ROW (L-R):** Chris Carr, Bill Curley, Tom Gugliotta, Kevin Garnett, Stojko Vrankovic, Dean Garrett, Cherokee Parks, Sam Mitchell

**MIDDLE ROW (L-R):** Trainer Chris Palmer, Trainer Assistant Eric Elfrink, Video Coordinator Trey Schwab, James Robinson, Reggie Jordan, Doug West, Terry Porter, Stephon Marbury, Shane Heal, Micheal Williams, Orthopaedic Surgeon Dr. David Fischer, Medical Director Dr. Sheldon Burns, Strength and Conditioning Coach Sol Brandys

**FRONT ROW (L-R):** President Rob Moor, Assistant Coach Greg Ballard, Director of Scouting and Player Development/Assistant Coach Jerry Sichting, Vice President of Basketball Operations Kevin McHale, General Manager/Head Coach Flip Saunders, Owner Glen Taylor, Assistant Coach Mike Schuler, Assistant Coach Randy Wittman, Director of Player Personnel Rob Babcock

PLAYER	G/GS	MIN	FIELD GOALS			3-POINT FG			FREE THROWS			REBOUNDS			AST	PF	STL	BLK	PTS	AVG
			FG	FGA	PCT	FG	FGA	PCT	FT	FTA	PCT	OFF	DEF	TOT						
Gugliotta	81/81	3131	592	1339	.442	24	93	.258	464	566	.820	187	515	702	335	237	293	89	1672	20.6
Garnett	77/77	2995	549	1100	.499	6	21	.286	205	272	.754	190	428	618	236	199	175	163	1308	17.0
Marbury	67/64	2324	355	871	.408	102	288	.354	245	337	.727	54	130	184	522	159	67	19	1057	15.8
Mitchell	82/5	2044	269	603	.446	4	25	.160	224	295	.759	112	214	326	79	232	51	20	766	9.3
Robinson	69/5	1309	196	482	.407	102	267	.382	78	114	.684	24	88	112	126	125	30	8	572	8.3
Garrett	68/47	1665	223	389	.573	0	0	----	96	138	.696	149	346	495	38	158	40	95	542	8.0
West	68/66	1920	226	484	.467	15	45	.333	64	94	.681	37	111	148	113	218	61	24	531	7.8
Porter	82/20	1568	187	449	.416	67	220	.335	127	166	.765	31	145	176	295	104	54	11	568	6.9
Carr	55/10	830	125	271	.461	31	88	.352	56	73	.767	31	82	113	48	93	24	10	337	6.1
Vrankovic	53/35	766	78	139	.561	0	0	----	25	37	.676	57	111	168	14	121	10	67	181	3.4
Parks	76/0	961	103	202	.510	0	1	.000	46	76	.605	83	112	195	34	150	41	48	252	3.3
Jordan (TOT)	19/0	130	16	26	.615	0	0	----	8	17	.471	11	16	27	12	15	7	3	40	2.1
Jordan (MIN)	10/0	31	8	10	.800	0	0	----	4	7	.571	0	4	4	1	2	2	0	20	2.0
Heal	43/0	236	26	97	.268	20	65	.308	3	5	.600	2	16	18	33	20	3	3	75	1.7
<b>TIMBERWOLVES</b>	<b>82</b>	<b>19780</b>	<b>2937</b>	<b>6436</b>	<b>.456</b>	<b>371</b>	<b>1093</b>	<b>.339</b>	<b>1637</b>	<b>2180</b>	<b>.751</b>	<b>957</b>	<b>2302</b>	<b>3259</b>	<b>1874</b>	<b>1818</b>	<b>618</b>	<b>557</b>	<b>7882</b>	<b>96.1</b>
<b>OPPONENTS</b>	<b>82</b>	<b>19780</b>	<b>2945</b>	<b>6539</b>	<b>.450</b>	<b>467</b>	<b>1290</b>	<b>.362</b>	<b>1646</b>	<b>2184</b>	<b>.754</b>	<b>1069</b>	<b>2364</b>	<b>3433</b>	<b>1785</b>	<b>1829</b>	<b>654</b>	<b>445</b>	<b>8003</b>	<b>97.6</b>






## 1996-97: DAY-BY-DAY

G#	DATE	OPPONENT	WOLVES/OPP	RECORD	HIGH POINTS	HIGH REBOUNDS	ATTENDANCE
1	11/1	SAN ANTONIO	W 82-78	1-0	Gugliotta - 24	Gugliotta - 10	18,109
2	11/3	@ L.A. Lakers	L 85-91	1-1	Gugliotta - 26	Gugliotta - 14	15,407
3	11/5	@ Phoenix	W 98-95	2-1	Gugliotta - 19	Garnett - 9	19,023
4	11/7	@ Portland	L 94-95 (OT)	2-2	Gugliotta - 25	Gugliotta - 11	20,439
5	11/10	@ L.A. Clippers	L 70-81	2-3	Gugliotta - 18	Gugliotta - 11	6,314
6	11/12	PORTLAND	W 100-97	3-3	Gugliotta - 26	Gugliotta/Garnett - 11	14,107
7	11/14	DALLAS	W 100-90	4-3	Gugliotta - 30	Gugliotta/Garnett - 7	14,079
8	11/16	@ New York	L 79-82	4-4	Gugliotta - 19	Garnett - 9	19,763
9	11/19	@ Houston	L 93-122	4-5	Garnett - 20	Gugliotta - 7	16,285
10	11/21	@ Orlando	L 86-90	4-6	Gugliotta - 19	Gugliotta/Garnett - 6	17,248
11	11/23	L.A. CLIPPERS	W 98-96	5-6	Garnett - 24	Gugliotta - 12	16,877
12	11/25	@ Washington	L 98-105	5-7	Gugliotta - 25	Gugliotta - 12	12,224
13	11/27	SEATTLE	L 98-106	5-8	Gugliotta - 22	Garnett - 17	16,173
14	11/29	@ Denver	W 108-103	6-8	Marbury - 30	Gugliotta/Garnett - 8	12,129
15	11/30	TORONTO	W 79-70	7-8	Gugliotta - 25	Garnett - 9	18,679
16	12/3	SACRAMENTO	L 89-96	7-9	Gugliotta - 22	Gugliotta - 13	11,191
17	12/5	@ Seattle	L 86-117	7-10	Gugliotta - 27	Gugliotta/Garrett - 10	17,072
18	12/6	@ Utah	L 95-106	7-11	Gugliotta - 28	Garrett - 11	19,911
19	12/8	@ L.A. Lakers	L 86-110	7-12	Gugliotta/	Mitchell/Vrankovic - 7	15,212
					Marbury - 16		
20	12/10	HOUSTON	L 94-96	7-13	Mitchell - 28	Mitchell - 13	14,627
21	12/11	@ Chicago	L 86-103	7-14	Gugliotta/West - 19	Parks - 10	23,505
22	12/13	PHOENIX	W 108-105	8-14	Gugliotta - 25	Gugliotta - 11	17,097
23	12/14	CLEVELAND	L 93-101	8-15	Gugliotta - 21	Garnett - 9	14,873
24	12/18	@ Golden State	L 96-123	8-16	Gugliotta - 20	Garnett - 10	12,818
25	12/19	@ Sacramento	L 105-112	8-17	Gugliotta - 33	Gugliotta - 12	17,317
26	12/21	L.A. LAKERS	W 103-88	9-17	Garnett - 23	Garnett - 9	18,127
27	12/23	UTAH	W 107-98	10-17	Marbury - 33	Gugliotta - 9	14,434
28	12/26	NEW YORK	W 88-80	11-17	Marbury - 27	Garnett - 12	17,293
29	12/28	DENVER	W 103-96 (OT)	12-17	Gugliotta - 27	Gugliotta/Garnett - 13	18,814
30	12/30	@ Cleveland	L 96-108	12-18	Robinson - 23	Gugliotta - 8	16,587
31	1/3	@ Boston	W 94-84	13-18	Gugliotta - 32	Gugliotta - 19	16,054
32	1/4	@ Milwaukee	W 94-84	14-18	Gugliotta - 25	Gugliotta/Garnett - 13	17,218
33	1/7	HOUSTON	L 95-104	14-19	Marbury - 23	Garnett - 9	18,658
34	1/9	@ New Jersey	W 110-107	15-19	Gugliotta - 26	Gugliotta - 11	14,025
35	1/11	L.A. CLIPPERS	W 95-93	16-19	Gugliotta - 28	Garrett - 9	16,093
36	1/14	@ Atlanta	L 93-95	16-20	Gugliotta/	Gugliotta - 12	14,032
					Garnett - 13		
37	1/15	CHICAGO	L 102-112	16-21	Garnett/Marbury - 21	Vrankovic - 9	20,113
38	1/18	GOLDEN STATE	W 108-93	17-21	Garnett - 27	Gugliotta - 11	17,891
39	1/20	SAN ANTONIO	W 96-83	18-21	Garnett/Marbury - 20	Gugliotta - 12	17,113
40	1/21	@ Toronto	L 106-118	18-22	Robinson - 21	Garrett - 13	15,859

G#	DATE	OPPONENT	WOLVES/OPP	RECORD	HIGH POINTS	HIGH REBOUNDS	ATTENDANCE
41	1/23	@ Vancouver	W 95-76	19-22	Gugliotta - 33	Gugliotta - 15	15,282
42	1/25	@ Portland	L 94-101	19-23	Garnett - 32	Garrett - 7	21,314
43	1/28	SACRAMENTO	L 88-91	19-24	Gugliotta - 25	Gugliotta - 8	14,119
44	1/30	@ Dallas	W 92-82	20-24	Mitchell - 21	Garrett - 12	14,836
45	1/31	@ San Antonio	W 97-95	21-24	Garnett - 30	Garrett - 20	13,564
46	2/2	PORTLAND	W 103-102	22-24	Gugliotta - 27	Garrett - 16	19,006
47	2/4	@ Charlotte	L 101-115	22-25	Gugliotta - 35	Garrett - 10	24,042
48	2/6	VANCOUVER	W 103-86	23-25	Garnett - 18	Garrett - 13	14,277
49	2/12	L.A. LAKERS	L 84-100	23-26	Garnett - 17	Garnett - 10	18,243
50	2/14	ORLANDO	W 104-100	24-26	Carr - 22	Garrett - 14	19,006
51	2/16	PHOENIX	W 107-96	25-26	Gugliotta - 23	Garrett - 12	18,774
52	2/18	@ Sacramento	L 84-95	25-27	Gugliotta - 28	Gugliotta - 18	17,317
53	2/19	@ Vancouver	W 84-73	26-27	Garrett - 25	Gugliotta/Garrett - 10	15,729
54	2/21	GOLDEN STATE	W 101-82	27-27	Gugliotta - 18	Garrett - 12	16,279
55	2/26	@ San Antonio	W 108-89	28-27	Gugliotta - 29	Garrett - 11	14,153
56	2/27	@ Dallas	W 107-105 (2OT)	29-27	Garnett - 23	Garnett - 9	12,405
57	3/2	CHARLOTTE	L 96-108	29-28	Garnett - 19	Gugliotta - 15	19,006
58	3/5	DETROIT	L 88-92	29-29	Gugliotta - 23	Gugliotta - 15	17,003
59	3/7	DENVER	W 96-83	30-29	Gugliotta - 30	Garrett - 13	18,522
60	3/9	UTAH	L 106-115	30-30	Marbury - 21	Garrett - 8	19,006
61	3/11	PHILADELPHIA	W 104-100	31-30	Marbury - 24	Garnett - 12	15,527
62	3/13	SEATTLE	L 92-108	31-31	Mitchell - 17	Garrett - 9	17,979
63	3/14	@ Philadelphia	L 95-109	31-32	Robinson - 25	Garnett/Garrett - 7	18,731
64	3/16	BOSTON	W 119-101	32-32	Garnett - 26	Gugliotta - 12	17,346
65	3/18	@ Indiana	L 97-115	32-33	Robinson - 26	Parks - 5	14,184
66	3/19	VANCOUVER	W 95-72	33-33	Robinson - 18	Garrett - 11	13,368
67	3/21	@ Detroit	L 98-112	33-34	Gugliotta - 18	Gugliotta/Garnett - 9	21,454
68	3/23	MIAMI	L 108-113	33-35	Marbury - 27	Gugliotta - 14	19,006
69	3/25	@ Houston	L 103-112	33-36	Marbury - 16	Garnett - 10	16,285
70	3/26	@ Denver	W 102-100	34-36	Gugliotta - 25	Gugliotta - 10	10,326
71	3/28	@ Seattle	L 81-92	34-37	Garrett - 18	Garnett - 9	17,072
72	3/30	@ Golden State	W 113-102	35-37	Garnett - 33	Gugliotta - 8	14,498
73	4/2	NEW JERSEY	W 94-89	36-37	Garnett - 24	Garnett - 8	14,919
74	4/4	WASHINGTON	W 97-95	37-37	Garnett - 22	Gugliotta/Garrett - 10	18,788
75	4/6	INDIANA	L 83-94	37-38	Marbury - 17	Garnett - 8	18,881
76	4/8	@ Phoenix	L 107-115	37-39	Marbury - 27	Gugliotta/Garrett - 12	19,023
77	4/10	@ L.A. Clippers	W 108-96	38-39	Marbury - 29	Gugliotta - 15	15,283
78	4/12	ATLANTA	L 66-80	38-40	Garnett - 21	Garnett - 15	18,874
79	4/14	@ Miami	W 95-87	39-40	Marbury - 17	Garnett - 15	14,856
80	4/16	DALLAS	L 77-92	39-41	Garnett - 16	Garnett - 9	16,444
81	4/18	MILWAUKEE	W 122-112	40-41	Gugliotta - 22	Garrett - 8	19,006
82	4/19	@ Utah	L 89-101	40-42	Robinson - 28	Garnett - 9	19,911



## 1995-96: 26-56



**BACK ROW (L-R):** Eric Riley, Andrew Lang, Tom Gugliotta, Marques Bragg, Isaiah Rider, Mark Davis, Sam Mitchell, Kevin Garnett

**MIDDLE ROW (L-R):** Video Coordinator Trey Schwab, Assistant Coach Randy Wittman, Doug West, Terry Porter, Anthony "Spud" Webb, Darrick Martin, Jerome Allen, Assistant Coach Greg Ballard, Trainer Assistant Eric Elfrink

**FRONT ROW (L-R):** Trainer Chris Palmer, President Rob Moor, Director of Player Personnel Rob Babcock, Vice President of Basketball Operations Kevin McHale, Owner Glen Taylor, General Manager/Head Coach Flip Saunders, Assistant Coach Mike Schuler, Director of Scouting and Player Development/Assistant Coach Jerry Sichting, Strength and Conditioning Coach Sol Brandys

PLAYER	G/GS	MIN	FIELD GOALS			3-POINT FG			FREE THROWS			REBOUNDS			AST	PF	STL	BLK	PTS	AVG
			FG	FGA	PCT	FG	FGA	PCT	FT	FTA	PCT	OFF	DEF	TOT						
Rider	75/68	2594	560	1206	.464	102	275	.371	248	296	.838	99	210	309	213	204	48	23	1470	19.6
Laetner	44/44	1518	283	582	.486	9	31	.290	217	266	.816	98	204	302	129	157	40	43	792	18.0
Gugliotta	78/78	2835	473	1004	.471	26	86	.302	289	374	.773	176	514	690	238	265	139	96	1261	16.2
Lang (TOT)	71/69	2365	353	790	.447	1	5	.200	125	156	.801	153	302	455	65	241	42	126	832	11.7
Lang (MIN)	20/18	550	72	171	.421	1	2	.500	30	38	.789	42	79	121	3	63	7	41	175	8.8
Mitchell	78/42	2145	303	618	.490	1	18	.056	237	291	.814	107	232	339	74	220	49	26	844	10.8
Garnett	80/43	2293	361	735	.491	8	28	.286	105	149	.705	175	326	501	145	189	86	131	835	10.4
Porter	82/40	2072	269	608	.442	71	226	.314	164	209	.785	36	176	212	452	154	89	15	773	9.4
Webb (TOT)	77/21	1462	186	430	.433	47	129	.364	125	145	.862	26	74	100	294	109	52	7	544	7.1
Webb (MIN)	26/21	645	82	208	.394	29	72	.403	51	58	.879	7	33	40	154	41	25	5	244	9.4
Martin (TOT)	59/16	1149	147	362	.406	20	69	.290	101	120	.842	16	66	82	217	123	53	3	415	7.0
Martin (MIN)	35/16	747	88	231	.381	15	47	.319	63	74	.851	3	41	44	156	76	26	2	254	7.3
Rooks	49/7	902	112	227	.493	1	6	.167	106	159	.667	60	144	204	38	106	19	28	331	6.8
West	73/16	1639	175	393	.445	1	13	.077	114	144	.792	48	113	161	119	228	30	17	465	6.4
Williams	9/7	189	13	40	.325	1	3	.333	28	33	.848	3	20	23	31	37	5	3	55	6.1
Riley	25/10	310	35	74	.473	0	1	.000	22	28	.786	32	44	76	5	42	8	16	92	3.7
Davis	57/0	571	55	149	.369	4	13	.308	74	116	.638	56	69	125	47	92	40	22	188	3.3
Allen	41/0	362	36	105	.343	10	33	.303	26	36	.722	5	20	25	49	42	21	5	108	2.6
Bragg	53/0	369	54	120	.450	0	0	----	23	41	.561	38	41	79	8	71	17	8	131	2.5
Smith	8/0	39	3	10	.300	0	3	.000	0	2	.000	0	5	5	6	7	1	0	6	0.8
<b>TIMBERWOLVES</b>	<b>82</b>	<b>19780</b>	<b>2974</b>	<b>6481</b>	<b>.459</b>	<b>279</b>	<b>857</b>	<b>.326</b>	<b>1797</b>	<b>2314</b>	<b>.777</b>	<b>985</b>	<b>2271</b>	<b>3256</b>	<b>1867</b>	<b>1994</b>	<b>650</b>	<b>481</b>	<b>8024</b>	<b>97.9</b>
<b>OPPONENTS</b>	<b>82</b>	<b>19780</b>	<b>3086</b>	<b>6586</b>	<b>.469</b>	<b>530</b>	<b>1393</b>	<b>.380</b>	<b>1761</b>	<b>2368</b>	<b>.744</b>	<b>1036</b>	<b>2317</b>	<b>3353</b>	<b>1966</b>	<b>1940</b>	<b>725</b>	<b>498</b>	<b>8463</b>	<b>103.2</b>



## 1995-96: DAY-BY-DAY

G#	DATE	OPPONENT	WOLVES/OPP	RECORD	HIGH POINTS	HIGH REBOUNDS	ATTENDANCE
1	11/3	@ Sacramento	L 86-95	0-1	Porter - 19	Gugliotta - 12	17,319
2	11/5	@ Vancouver	L 98-100 (OT)	0-2	Laettner - 26	Laettner - 11	19,193
3	11/7	L.A. LAKERS	W 93-92	1-2	Laettner/Rider - 16	Gugliotta - 9	14,756
4	11/10	PORTLAND	L 102-108	1-3	Gugliotta - 33	Gugliotta - 17	11,972
5	11/11	@ Houston	L 97-119	1-4	Mitchell - 13	Rooks - 14	16,285
6	11/15	SAN ANTONIO	L 96- 105	1-5	Gugliotta - 20	Gugliotta - 13	9,954
7	11/17	@ Toronto	L 96-114	1-6	Rider - 30	West - 7	18,401
8	11/18	UTAH	L 102-126	1-7	Rider - 24	Gugliotta - 8	17,376
9	11/22	SEATTLE	L 97-106	1-8	Rider - 25	Gugliotta - 8	12,504
10	11/24	ORLANDO	L 98-109	1-9	Gugliotta/Rider - 29	Gugliotta - 14	17,377
11	11/26	@ Milwaukee	W 105-102	2-9	Laettner - 25	Gugliotta - 8	13,896
12	11/28	VANCOUVER	W 121-98	3-9	Mitchell/Laettner/ Williams - 18	Gugliotta/Laettner - 9	10,251
13	12/1	@ Phoenix	L 105-111	3-10	Rooks - 19	Gugliotta - 12	19,023
14	12/2	@ Denver	L 105-109	3-11	Gugliotta - 25	Gugliotta - 11	16,789
15	12/6	NEW JERSEY	W 108-97	4-11	Rider - 20	Gugliotta/Garnett - 7	10,471
16	12/8	L.A. CLIPPERS	W 112-94	5-11	Rider - 27	Gugliotta/Laettner - 8	10,948
17	12/9	@ Charlotte	L 108-114	5-12	Laettner - 20	Laettner - 8	24,042
18	12/12	@ Atlanta	W 85-78	6-12	Rider - 20	Gugliotta - 15	7,613
19	12/15	CLEVELAND	L 88-100	6-13	Laettner - 22	Laettner - 9	10,722
20	12/17	PHILADELPHIA	L 99-101	6-14	Laettner - 23	Laettner - 11	12,315
21	12/19	@ Cleveland	L 95-100	6-15	Laettner - 19	Gugliotta/Laettner - 9	14,304
22	12/20	@ Orlando	L 100-107	6-16	Laettner - 29	Laettner - 10	17,248
23	12/22	@ Boston	L 113-114	6-17	Laettner - 23	Gugliotta - 11	18,400
24	12/23	DALLAS	W 111-98	7-17	Rider - 26	Gugliotta - 12	16,942
25	12/27	MILWAUKEE	L 93-99 (OT)	7-18	Mitchell/Rider - 18	Rooks - 9	17,101
26	12/28	@ Utah	L 83-99	7-19	Gugliotta - 13	Rooks - 8	19,911
27	12/30	@ San Antonio	L 84-122	7-20	Rider - 23	Gugliotta - 9	17,047
28	1/2	HOUSTON	L 100-105	7-21	Gugliotta - 25	Gugliotta - 17	11,568
29	1/4	@ Phoenix	W 98-93	8-21	Laettner - 21	Laettner - 8	19,023
30	1/5	@ Golden State	L 119-122 (OT)	8-22	Gugliotta - 36	Gugliotta - 10	15,025
31	1/7	@ Portland	L 97-113	8-23	Laettner - 19	Gugliotta - 6	20,268
32	1/9	@ L.A. Lakers	L 104-106	8-24	Laettner - 29	Gugliotta/Laettner - 9	10,755
33	1/11	@ L.A. Clippers	L 89-109	8-25	Laettner - 24	Laettner - 9	5,744
34	1/13	@ Indiana	L 94-103	8-26	Gugliotta/ Laettner - 20	Gugliotta - 17	16,639
35	1/15	SACRAMENTO	W 103-94	9-26	Rider - 29	Gugliotta - 8	14,102
36	1/17	GOLDEN STATE	W 98-88	10-26	Rider - 31	Gugliotta - 14	11,651
37	1/19	SAN ANTONIO	W 100-92	11-26	Rider - 27	Gugliotta - 14	18,827
38	1/20	@ New Jersey	L 97-103 (OT)	11-27	Laettner - 25	Gugliotta/Laettner - 9	12,026
39	1/24	PHOENIX	L 91-101	11-28	Gugliotta - 20	Gugliotta - 14	15,117
40	1/27	@ New York	L 95-104	11-29	Mitchell - 20	Laettner - 8	19,763

G#	DATE	OPPONENT	WOLVES/OPP	RECORD	HIGH POINTS	HIGH REBOUNDS	ATTENDANCE
41	1/30	DENVER	L 86-88	11-30	Rider - 25	Garnett - 11	10,477
42	2/2	@ San Antonio	L 90-101	11-31	Rider - 20	Four players - 6	14,236
43	2/3	@ Dallas	W 105-96	12-31	Rider - 26	Gugliotta - 20	16,415
44	2/5	DALLAS	W 104-92	13-31	Laettner - 23	Gugliotta - 11	13,244
45	2/7	PORTLAND	L 93-103	13-32	Rider - 26	Garnett - 10	11,690
46	2/13	@ Sacramento	W94-90	14-32	Rider - 18	Gugliotta - 11	17,317
47	2/14	@ Seattle	L 93-130	14-33	Laettner - 19	Garnett - 6	16,260
48	2/16	CHICAGO	L 100-103	14-34	Rider - 29	Garnett - 15	20,214
49	2/18	WASHINGTON	L 96-108	14-35	Martin - 24	Garnett - 9	15,394
50	2/19	@ Detroit	L 83-113	14-36	Gugliotta - 19	Garnett - 12	15,970
51	2/21	HOUSTON	W 120-101	15-36	Rider - 22	Garnett - 12	14,224
52	2/23	DETROIT	W 94-93	16-36	Rider - 26	Garnett - 12	14,154
53	2/25	ATLANTA	L 76-92	16-37	Rider - 16	Garnett - 7	14,673
54	2/27	@ Chicago	L 99-120	16-38	Garnett/Rider - 20	Gugliotta - 10	23,716
55	2/28	PHOENIX	L 93-117	16-39	Rider - 21	Lang - 9	13,108
56	3/1	CHARLOTTE	W 105-101	17-39	Gugliotta - 18	Gugliotta - 10	18,522
57	3/3	MIAMI	W 89-87	18-39	Rider - 30	Rider - 15	14,519
58	3/5	@ Miami	L 72-113	18-40	Webb - 16	Garnett - 5	14,328
59	3/6	@ Philadelphia	W 103-90	19-40	Rider - 29	Garnett - 19	8,031
60	3/8	SEATTLE	L 112-132	19-41	Rider - 24	Garnett - 13	13,930
61	3/10	UTAH	L 96-104	19-42	Webb - 21	Garnett - 8	17,198
62	3/13	NEW YORK	L 82-106	19-43	Garnett - 23	Garnett - 9	13,483
63	3/15	SACRAMENTO	W 113-87	20-43	Mitchell - 23	Garnett - 9	13,277
64	3/17	VANCOUVER	W 90-85	21-43	Gugliotta - 26	Gugliotta/Mitchell - 10	12,228
65	3/19	@ Portland	L 78-106	21-44	Rider - 14	Garnett - 7	19,977
66	3/20	@ L.A. Clippers	L 96-110	21-45	Rider - 33	Garnett - 11	6,457
67	3/22	@ Dallas	W 110-84	22-45	Rider - 31	Gugliotta - 17	17,008
68	3/23	@ Houston	W 108-103	23-45	Rider - 19	Gugliotta - 12	16,285
69	3/27	BOSTON	L 116-121	23-46	Garnett - 33	Gugliotta - 13	12,693
70	3/29	INDIANA	W 93-91	24-46	Gugliotta - 23	Gugliotta - 8	19,006
71	3/31	L.A. CLIPPERS	L 107-110	24-47	Rider - 25	Gugliotta - 12	16,228
72	4/2	@ Denver	L 78-86	24-48	Rider - 17	Garnett - 11	15,042
73	4/3	@ Vancouver	L 103-105	24-49	Rider - 28	Rider - 11	16,216
74	4/5	@ Utah	W 103-99	25-49	Rider/Garnett - 20	Gugliotta - 15	19,911
75	4/6	@ Golden State	L 106-111	25-50	Rider - 30	Garnett - 8	15,025
76	4/8	TORONTO	W 115-101	26-50	Rider - 28	Rider - 10	13,011
77	4/10	L.A. LAKERS	L 90-111	26-51	Rider - 28	Garnett - 9	19,006
78	4/12	@ Washington	L 106-116	26-52	Lang - 21	Garnett - 14	18,756
79	4/14	DENVER	L 91-98	26-53	Porter - 23	Lang - 8	18,717
80	4/17	GOLDEN STATE	L 103-109	26-54	Gugliotta - 23	Mitchell - 13	12,719
81	4/19	@ Seattle	L 86-94	26-55	Mitchell - 21	Rider - 8	17,072
82	4/20	@ L.A. Lakers	L 82-106	26-56	Gugliotta - 15	Gugliotta - 12	17,505





## 1994-95: 21-61



**BACK ROW (L-R):** Trainer Chris Palmer, Pat Durham, Christian Laettner, Greg Foster, Mike Brown, Stacey King, Sean Rooks, Tom Gugliotta, Andres Guibert, Strength and Conditioning Coach Sol Brandys  
**MIDDLE ROW (L-R):** Assistant Coach Mike Schuler, Head Coach Bill Blair, Darrick Martin, Winston Garland, Isaiah Rider, Doug West, Chris Smith, Assistant Coach Randy Wittman, Assistant Coach Greg Ballard  
**FRONT ROW (L-R):** Team Physician Dr. Sheldon Burns, Director of Player Personnel Rob Babcock, President Rob Moor, Owner Glen Taylor, General Manager Jack McCloskey, Assistant General Manager Kevin McHale, Team Orthopaedic Surgeon Dr. David Fischer

PLAYER	G/GS	MIN	FIELD GOALS			3-POINT FG			FREE THROWS			REBOUNDS			AST	PF	STL	BLK	PTS	AVG
			FG	FGA	PCT	FG	FGA	PCT	FT	FTA	PCT	OFF	DEF	TOT						
Rider	75/67	2645	558	1249	.447	139	396	.351	277	339	.817	90	159	249	245	194	69	23	1532	20.4
Laettner	81/80	2770	450	920	.489	13	40	.325	409	500	.818	164	449	613	234	302	101	87	1322	16.3
West	71/65	2328	351	762	.461	11	61	.180	206	246	.837	60	167	227	185	250	65	24	919	12.9
Gugliotta (TOT)	77/63	2568	371	837	.443	60	186	.323	174	252	.690	165	407	572	279	203	132	62	976	12.7
Gugliotta (MIN)	31/17	1018	162	357	.454	28	88	.318	93	122	.762	49	173	222	139	86	61	28	445	14.4
Rooks	80/70	2405	289	615	.470	0	5	.000	290	381	.761	165	321	486	97	208	29	71	868	10.9
Marshall	40/8	1036	158	423	.374	32	106	.302	83	122	.680	64	132	196	57	63	25	50	431	10.8
Martin	34/9	803	95	233	.408	7	38	.184	57	65	.877	14	50	64	133	88	34	0	254	7.5
Garland	73/58	1931	170	410	.415	19	75	.253	89	112	.795	48	120	168	318	184	71	13	448	6.1
Williams	1/1	28	1	4	.250	0	0	----	4	5	.800	0	1	3	3	3	2	0	6	6.0
King	50/10	792	99	212	.467	0	1	.000	68	102	.667	54	111	165	26	126	24	20	166	5.3
Durham	59/2	852	117	237	.494	5	26	.192	63	96	.656	37	57	94	53	114	36	32	302	5.1
Smith	64/17	1073	116	264	.439	47	108	.435	41	63	.651	14	59	73	146	119	32	22	320	5.0
Foster (TOT)	78/3	1144	150	318	.472	7	23	.304	78	111	.703	85	174	259	39	183	15	28	385	4.9
Foster (MIN)	61/0	845	109	232	.470	7	23	.304	56	80	.700	67	138	205	23	129	13	20	281	4.6
Shackelford	21/2	239	39	65	.600	0	0	----	16	20	.800	16	51	67	8	47	8	6	94	4.5
Jones	11/0	139	15	44	.341	2	12	.167	13	16	.813	6	5	11	16	19	6	0	45	4.1
Eisley	34/4	496	37	105	.352	8	32	.250	31	40	.775	10	32	42	77	78	18	5	113	3.3
Guibert	17/0	167	16	47	.340	0	4	.000	13	19	.684	16	29	45	10	29	8	1	45	2.6
Brown	27/0	213	10	40	.250	0	1	.000	15	27	.556	9	36	45	10	35	7	0	35	1.3
<b>TIMBERWOLVES</b>	<b>82</b>	<b>19780</b>	<b>2729</b>	<b>6219</b>	<b>.449</b>	<b>318</b>	<b>1016</b>	<b>.313</b>	<b>1824</b>	<b>2355</b>	<b>.775</b>	<b>883</b>	<b>2090</b>	<b>2973</b>	<b>1780</b>	<b>2074</b>	<b>609</b>	<b>402</b>	<b>7726</b>	<b>94.2</b>
<b>OPPONENTS</b>	<b>82</b>	<b>19780</b>	<b>3088</b>	<b>6509</b>	<b>.474</b>	<b>468</b>	<b>1243</b>	<b>.377</b>	<b>1820</b>	<b>2491</b>	<b>.731</b>	<b>1169</b>	<b>2305</b>	<b>3474</b>	<b>2069</b>	<b>1982</b>	<b>703</b>	<b>512</b>	<b>8464</b>	<b>103.2</b>



G#	DATE	OPPONENT	WOLVES/OPP	RECORD	HIGH POINTS	HIGH REBOUNDS	ATTENDANCE																																																																																																																																																																																																																																																																																																																																																																																																																																																																																																																																																																																																																																																																																																																																																																																																																																																																																																																																																																																																																																																																																																																																																																																																																																																																																																																																																																																																																																																																																																																																							
----	------	----------	------------	--------	-------------	---------------	------------	--	--	--	--	--	--	--	--	--	--	--	--	--	--	--	--	--	--	--	--	--	--	--	--	--	--	--	--	--	--	--	--	--	--	--	--	--	--	--	--	--	--	--	--	--	--	--	--	--	--	--	--	--	--	--	--	--	--	--	--	--	--	--	--	--	--	--	--	--	--	--	--	--	--	--	--	--	--	--	--	--	--	--	--	--	--	--	--	--	--	--	--	--	--	--	--	--	--	--	--	--	--	--	--	--	--	--	--	--	--	--	--	--	--	--	--	--	--	--	--	--	--	--	--	--	--	--	--	--	--	--	--	--	--	--	--	--	--	--	--	--	--	--	--	--	--	--	--	--	--	--	--	--	--	--	--	--	--	--	--	--	--	--	--	--	--	--	--	--	--	--	--	--	--	--	--	--	--	--	--	--	--	--	--	--	--	--	--	--	--	--	--	--	--	--	--	--	--	--	--	--	--	--	--	--	--	--	--	--	--	--	--	--	--	--	--	--	--	--	--	--	--	--	--	--	--	--	--	--	--	--	--	--	--	--	--	--	--	--	--	--	--	--	--	--	--	--	--	--	--	--	--	--	--	--	--	--	--	--	--	--	--	--	--	--	--	--	--	--	--	--	--	--	--	--	--	--	--	--	--	--	--	--	--	--	--	--	--	--	--	--	--	--	--	--	--	--	--	--	--	--	--	--	--	--	--	--	--	--	--	--	--	--	--	--	--	--	--	--	--	--	--	--	--	--	--	--	--	--	--	--	--	--	--	--	--	--	--	--	--	--	--	--	--	--	--	--	--	--	--	--	--	--	--	--	--	--	--	--	--	--	--	--	--	--	--	--	--	--	--	--	--	--	--	--	--	--	--	--	--	--	--	--	--	--	--	--	--	--	--	--	--	--	--	--	--	--	--	--	--	--	--	--	--	--	--	--	--	--	--	--	--	--	--	--	--	--	--	--	--	--	--	--	--	--	--	--	--	--	--	--	--	--	--	--	--	--	--	--	--	--	--	--	--	--	--	--	--	--	--	--	--	--	--	--	--	--	--	--	--	--	--	--	--	--	--	--	--	--	--	--	--	--	--	--	--	--	--	--	--	--	--	--	--	--	--	--	--	--	--	--	--	--	--	--	--	--	--	--	--	--	--	--	--	--	--	--	--	--	--	--	--	--	--	--	--	--	--	--	--	--	--	--	--	--	--	--	--	--	--	--	--	--	--	--	--	--	--	--	--	--	--	--	--	--	--	--	--	--	--	--	--	--	--	--	--	--	--	--	--	--	--	--	--	--	--	--	--	--	--	--	--	--	--	--	--	--	--	--	--	--	--	--	--	--	--	--	--	--	--	--	--	--	--	--	--	--	--	--	--	--	--	--	--	--	--	--	--	--	--	--	--	--	--	--	--	--	--	--	--	--	--	--	--	--	--	--	--	--	--	--	--	--	--	--	--	--	--	--	--	--	--	--	--	--	--	--	--	--	--	--	--	--	--	--	--	--	--	--	--	--	--	--	--	--	--	--	--	--	--	--	--	--	--	--	--	--	--	--	--	--	--	--	--	--	--	--	--	--	--	--	--	--	--	--	--	--	--	--	--	--	--	--	--	--	--	--	--	--	--	--	--	--	--	--	--	--	--	--	--	--	--	--	--	--	--	--	--	--	--	--	--	--	--	--	--	--	--	--	--	--	--	--	--	--	--	--	--	--	--	--	--	--	--	--	--	--	--	--	--	--	--	--	--	--	--	--	--	--	--	--	--	--	--	--	--	--	--	--	--	--	--	--	--	--	--	--	--	--	--	--	--	--	--	--	--	--	--	--	--	--	--	--	--	--	--	--	--	--	--	--	--	--	--	--	--	--	--	--	--	--	--	--	--	--	--	--	--	--	--	--	--	--	--	--	--	--	--	--	--	--	--	--	--	--	--	--	--	--	--	--	--	--	--	--	--	--	--	--	--	--	--	--	--	--	--	--	--	--	--	--	--	--	--	--	--	--	--	--	--	--	--	--	--	--	--	--	--	--	--	--	--	--	--	--	--	--	--	--	--	--	--	--	--	--	--	--	--	--	--	--	--	--	--	--	--	--	--	--	--	--	--	--	--	--	--	--	--	--	--	--	--	--	--	--	--	--	--	--	--	--	--	--	--	--	--	--	--	--	--	--	--	--	--	--	--	--	--	--	--	--	--	--	--	--	--	--	--	--	--	--	--	--	--	--	--	--	--	--	--	--	--	--	--	--	--	--	--	--	--	--	--	--	--	--	--	--	--	--	--	--	--	--	--	--	--	--	--	--	--	--	--	--	--	--	--	--	--	--	--	--	--	--	--	--	--	--	--	--	--	--	--	--	--	--	--	--	--	--	--	--	--	--	--	--	--	--	--	--	--	--	--	--	--	--	--	--	--	--	--	--	--	--	--	--	--	--	--	--	--	--	--	--	--	--	--	--	--	--	--	--	--	--	--	--	--	--	--	--	--	--	--	--	--	--	--	--	--	--	--	--	--	--	--	--	--	--	--	--	--	--	--	--	--	--	--	--	--	--	--	--	--	--	--	--	--	--	--	--	--	--	--	--	--	--	--	--	--	--	--	--	--	--	--	--	--	--	--	--	--	--	--	--	--	--	--	--	--	--	--	--	--	--	--	--	--	--	--	--	--	--	--	--	--	--	--	--	--	--	--	--	--	--	--	--	--	--	--	--	--	--	--	--	--	--	--	--	--	--	--	--	--	--	--	--	--	--	--	--	--	--	--	--	--	--	--	--	--	--	--	--	--	--	--	--	--	--	--	--	--	--	--	--	--	--	--	--	--	--	--	--	--	--	--	--	--	--	--	--	--	--	--	--	--	--	--	--	--	--	--	--	--	--	--	--	--	--	--	--	--	--	--	--	--	--	--	--	--	--	--	--	--	--	--	--	--	--	--	--	--	--	--	--	--	--	--	--	--	--	--	--	--	--	--	--	--	--	--	--	--	--	--	--	--	--	--	--	--	--	--	--	--	--	--	--	--	--	--	--	--	--	--	--	--	--	--	--	--	--	--	--	--	--	--	--	--	--	--	--	--	--	--	--	--	--	--	--	--	--	--	--	--	--	--	--	--	--	--	--	--	--	--	--	--	--	--	--	--	--	--	--	--	--	--	--	--	--	--	--	--	--	--	--	--	--	--	--	--	--	--	--	--	--	--	--	--	--	--	--	--	--	--	--	--	--	--	--	--	--	--	--	--	--	--	--	--	--	--	--	--	--	--	--	--	--	--	--	--	--	--	--	--	--	--	--	--	--	--	--	--	--	--	--	--	--	--	--	--	--	--	--	--	--	--	--	--	--	--	--	--	--	--	--	--	--	--	--	--	--



## 1993-94: 20-62



**BACK ROW (L-R):** Equipment Manager Clayton Wilson, Stanley Jackson, Micheal Williams, Doug West, Tellis Frank, Christian Laettner, Thurl Bailey, Stacey King, Mike Brown, Marlon Maxey, Chuck Person, Brian Davis, Isaiah Rider, Chris Smith, Video Coordinator Greg Bittner

**FRONT ROW (L-R):** Strength and Conditioning Coordinator Sol Brandys, Scout Stan Novak, Orthopaedic Surgeon Dr. David Fischer, Team Physician Dr. Sheldon Burns, Trainer Jay Jensen, President Bob Stein, Co-Owner Harvey Ratner, Co-Owner Marv Wolfenson, General Manager Jack McCloskey, Head Coach Sidney Lowe, Assistant Coach Bob Weinbauer, Assistant Coach Chuck Davisson, Assistant to the General Manager/Assistant Coach Jim Brewer, Scout Rob Babcock

PLAYER	G/GS	MIN	FIELD GOALS			3-POINT FG			FREE THROWS			REBOUNDS			AST	PF	STL	BLK	PTS	AVG
			FG	FGA	PCT	FG	FGA	PCT	FT	FTA	PCT	OFF	DEF	TOT						
Laettner	70/67	2428	396	883	.448	6	25	.240	375	479	.783	160	442	602	307	264	87	86	1173	16.8
Rider	79/60	2415	522	1115	.468	54	150	.360	215	265	.811	118	197	315	202	194	54	28	1313	16.6
West	72/61	2182	434	891	.487	1	8	.125	187	231	.810	61	170	231	172	236	65	24	1056	14.7
M. Williams	71/66	2206	314	687	.457	10	45	.222	333	397	.839	67	154	221	512	193	118	24	971	13.7
Person	77/37	2029	356	843	.422	100	272	.368	82	108	.759	55	198	253	185	164	45	12	894	11.6
King (TOT)	49/30	1053	146	341	.428	0	2	.000	93	136	.684	90	151	241	58	121	31	42	385	7.9
King (MIN)	18/15	516	78	170	.459	0	0	----	57	83	.687	40	69	109	19	57	13	30	213	11.8
Bailey	79/3	1297	232	455	.510	0	2	.000	119	149	.799	66	149	215	54	93	20	58	583	7.4
Longley	49/29	989	134	289	.464	0	1	.000	56	80	.700	87	208	295	46	131	35	58	324	6.6
Smith	80/16	1617	184	423	.435	10	39	.256	95	141	.674	15	107	122	285	131	38	18	473	5.9
Maxey	55/2	626	89	167	.533	0	2	.000	70	98	.714	75	124	199	10	113	16	33	48	4.5
Brown	82/40	1921	111	260	.427	0	2	.000	77	118	.653	119	328	447	72	218	51	29	299	3.6
Guibert	5/0	33	6	20	.300	0	0	----	3	6	.500	10	6	16	2	6	0	1	15	3.0
Frank	67/11	959	67	160	.419	0	2	.000	54	76	.711	83	137	220	57	163	35	35	188	2.8
C. Williams	4/0	46	5	13	.385	0	1	.000	1	1	1.000	1	5	6	6	6	2	0	11	2.8
Jackson	17/0	92	17	33	.515	1	5	.200	3	3	1.000	12	15	27	16	13	5	0	38	2.2
Davis	68/3	374	40	126	.317	1	3	.333	50	68	.735	21	34	55	22	34	16	4	131	1.9
<b>TIMBERWOLVES</b>	<b>82</b>	<b>19730</b>	<b>2985</b>	<b>6535</b>	<b>.457</b>	<b>183</b>	<b>557</b>	<b>.329</b>	<b>1777</b>	<b>2303</b>	<b>.772</b>	<b>990</b>	<b>2343</b>	<b>3333</b>	<b>1967</b>	<b>2016</b>	<b>600</b>	<b>440</b>	<b>7930</b>	<b>96.7</b>
<b>OPPONENTS</b>	<b>82</b>	<b>19730</b>	<b>3244</b>	<b>6874</b>	<b>.472</b>	<b>227</b>	<b>738</b>	<b>.308</b>	<b>1783</b>	<b>2451</b>	<b>.727</b>	<b>1102</b>	<b>2296</b>	<b>3398</b>	<b>2108</b>	<b>1855</b>	<b>824</b>	<b>549</b>	<b>8498</b>	<b>103.6</b>






## 1993-94: DAY-BY-DAY

G#	DATE	OPPONENT	WOLVES/OPP	RECORD	HIGH POINTS	HIGH REBOUNDS	ATTENDANCE	G#	DATE	OPPONENT	WOLVES/OPP	RECORD	HIGH POINTS	HIGH REBOUNDS	ATTENDANCE
1	11/5	@ Detroit	L 99-104	0-1	Williams - 20	Maxey - 10	21,454	41	1/29	@ L.A. Clippers	L 93-103	14-27	West - 30	Laettner - 14	10,634
2	11/6	UTAH	L 95-105	0-2	Laettner - 22	Laettner - 12	18,827	42	2/2	DALLAS	L 88-92	14-28	Rider - 22	Laettner - 9	17,665
3	11/9	@ San Antonio	L 95-110	0-3	Williams - 23	Maxey/Laettner - 9	16,087	43	2/4	@ Indiana	L 93-114	14-29	Rider - 27	Rider - 8	11,808
4	11/11	@ Houston	L 99-107	0-4	Laettner - 22	West - 7	10,238	44	2/6	@ Houston	L 90-101	14-30	West - 30	Laettner - 12	13,805
5	11/12	DALLAS	L 99-115	0-5	Laettner - 26	Laettner - 7	18,346	45	2/8	@ Dallas	L 105-108 (OT)	14-31	West - 24	Maxey - 14	10,705
6	11/16	@ Milwaukee	W 102-98	1-5	Laettner - 29	Longley/Laettner/ Person - 9	13,871	46	2/9	@ Phoenix	L 106-111	14-32	Person - 25	Laettner - 12	19,023
7	11/19	SACRAMENTO	W 113-108	2-5	Laettner - 27	Laettner - 13	17,810	47	2/15	MILWAUKEE	W 97-90	15-32	Laettner - 23	Laettner - 13	17,454
8	11/20	DENVER	L 89-90	2-6	Rider - 20	Brown - 8	18,023	48	2/17	@ Washington	L 105-109	15-33	West - 26	Laettner - 8	8,206
9	11/24	NEW JERSEY	W 107-106	3-6	Williams - 28	Brown/Laettner - 8	16,177	49	2/18	CLEVELAND	L 78-85	15-34	Rider - 22	Longley - 10	18,548
10	11/26	SEATTLE	L 92-110	3-7	Williams - 19	Brown - 6	18,298	50	2/21	SAN ANTONIO	L 89-114	15-35	Rider - 25	Brown/Frank/Rider - 7	18,148
11	11/27	L.A. LAKERS	L 92-96	3-8	Laettner - 23	Laettner - 8	18,354	51	2/22	@ Cleveland	L 81-114	15-36	Laettner - 21	Longley - 13	17,542
12	12/1	@ Sacramento	W 111-101	4-8	West - 23	Brown - 12	17,317	52	2/24	PHOENIX	L 101-120	15-37	Rider - 28	Laettner - 10	18,174
13	12/2	@ Golden State	W 103-91	5-8	Williams - 28	Laettner - 15	15,025	53	2/27	GOLDEN STATE	W 107-100	16-37	Rider - 25	Brown - 7	18,263
14	12/4	@ Seattle	L 82-99	5-9	West - 18	Laettner - 11	14,693	54	3/1	@ Atlanta	L 99-102	16-38	Laettner - 21	Laettner - 8	10,955
15	12/5	@ L.A. Lakers	W 101-99	6-9	Laettner - 25	Laettner - 10	11,256	55	3/2	MIAMI	L 100-108 (OT)	16-39	Laettner - 21	Laettner - 15	16,906
16	12/8	PORTLAND	L 111-114	6-10	Rider - 30	Laettner - 10	18,078	56	3/4	@ Phoenix	L 101-106	16-40	Rider - 21	King - 7	19,023
17	12/10	L.A. CLIPPERS	W 109-108	7-10	Rider - 27	Laettner - 12	17,886	57	3/6	@ Denver	L 97-117	16-41	Smith - 25	West/Bailey - 8	17,171
18	12/11	DETROIT	L 80-92	7-11	Laettner - 20	Longley - 10	18,397	58	3/8	@ Utah	L 86-100	16-42	Smith - 21	West/Brown/ Person/Frank - 8	19,911
19	12/14	@ Charlotte	L 85-101	7-12	Williams - 22	Laettner - 11	23,698	59	3/9	SACRAMENTO	L 96-104	16-43	West - 28	Person - 9	17,436
20	12/15	UTAH	L 95-97	7-13	Williams - 29	Frank - 8	17,696	60	3/11	CHARLOTTE	L 91-97	16-44	Person - 23	Person - 8	18,575
21	12/17	@ L.A. Clippers	W 105-90	8-13	Rider - 32	Laettner - 10	8,643	61	3/13	L.A. LAKERS	L 88-90	16-45	Person - 26	Brown - 13	17,255
22	12/18	@ Portland	L 95-105	8-14	Laettner - 24	Laettner - 10	12,888	62	3/15	PHILADELPHIA	W 96-87	17-45	Rider - 21	Person - 9	16,248
23	12/20	WASHINGTON	L 84-99	8-15	Laettner - 25	Laettner - 12	17,880	63	3/17	SEATTLE	L 92-107	17-46	King - 17	Brown - 16	17,581
24	12/22	@ Chicago	L 98-106	8-16	Rider - 25	Laettner - 11	18,312	64	3/18	@ Philadelphia	W 100-98	18-46	King - 20	King - 16	10,711
25	12/23	DALLAS	L 89-93	8-17	Williams - 33	Laettner - 7	17,940	65	3/20	CHICAGO	L 80-90	18-47	Rider - 25	Brown - 9	19,006
26	12/26	@ Denver	L 97-100	8-18	Person - 22	Laettner/Frank/ Longley - 8	17,171	66	3/22	HOUSTON	W 83-81	19-47	King - 19	King - 13	17,178
27	12/27	@ Utah	L 93-97	8-19	Person - 22	Williams/Brown/ Laettner - 9	19,911	67	3/24	NEW YORK	L 106-123	19-48	Rider - 22	King/Laettner - 5	16,875
28	12/30	HOUSTON	L 104-110	8-20	Rider - 30	Longley - 19	18,461	68	3/26	@ Seattle	L 93-113	19-49	Laettner - 20	Laettner - 10	14,651
29	1/5	DENVER	W 109-95	9-20	Williams - 22	Laettner - 12	17,134	69	3/29	@ L.A. Lakers	L 89- 91	19-50	Rider - 22	Laettner - 12	13,588
30	1/7	PHOENIX	L 103-110	9-21	West - 27	Longley - 14	19,006	70	4/1	@ Golden State	L 109-146	19-51	Rider - 20	Maxey - 8	15,025
31	1/8	BOSTON	W 108-90	10-21	Person - 20	Longley - 11	18,377	71	4/2	@ Sacramento	L 87-102	19-52	Laettner - 19	King - 12	17,317
32	1/11	@ San Antonio	L 98-108	10-22	Rider - 26	Williams/Frank - 6	17,664	72	4/6	L.A. CLIPPERS	W 110-100	20-52	West - 27	Laettner - 9	17,362
33	1/12	@ Dallas	W 103-85	11-22	West/Rider - 23	Frank/Longley - 9	10,550	73	4/8	@ Boston	L 108-112	20-53	Laettner - 28	Brown - 8	14,890
34	1/14	ORLANDO	W 96-92	12-22	Rider - 19	Longley - 9	19,006	74	4/9	GOLDEN STATE	L 105-117	20-54	Laettner/West - 24	Brown - 9	17,878
35	1/17	@ New York	L 94-106	12-23	Williams - 21	Longley - 8	19,763	75	4/11	@ San Antonio	L 89-101	20-55	West - 16	Frank - 9	19,138
36	1/19	@ New Jersey	L 91-112	12-24	West - 17	Longley - 8	9,158	76	4/12	@ Houston	L 89-98	20-56	Rider - 28	Laettner - 9	12,048
37	1/20	SAN ANTONIO	W 93-83	13-24	West - 23	Frank - 10	17,749	77	4/15	INDIANA	L 112-130	20-57	Rider - 22	Laettner - 13	17,209
38	1/22	ATLANTA	L 81-98	13-25	Rider - 25	Laettner/Longley - 7	19,006	78	4/17	DENVER	L 88-99	20-58	Laettner - 19	Laettner - 12	17,388
39	1/26	UTAH	W 100-98	14-25	Laettner/Person - 22	Laettner - 10	17,242	79	4/19	@ Miami	L 99-126	20-59	Rider - 28	Jackson - 11	14,953
40	1/28	@ Portland	L 98-109	14-26	Laettner - 23	Laettner - 11	12,888	80	4/20	@ Orlando	L 101-121	20-60	Rider - 28	Laettner - 11	15,291
								81	4/22	PORTLAND	L 103-118	20-61	Rider - 25	Laettner - 10	18,577
								82	4/24	@ Dallas	L 102-116	20-62	Rider - 25	Brown - 9	11,843



## 1992-93: 19-63



**BACK ROW (L-R):** Equipment Manager Clayton Wilson, Micheal Williams, Lance Blanks, Doug West, Chuck Person, Christian Laettner, Brad Sellers, Luc Longley, Felton Spencer, Thurl Bailey, Marlon Maxey, Bob McCann, Gundars Vetra, Chris Smith, Video Coordinator Greg Bittner

**FRONT ROW (L-R):** Orthopaedic Surgeon Dr. David Fischer, Team Physician Dr. Sheldon Burns, Strength and Conditioning Coordinator Sol Brandys, Trainer Jay Jensen, President Bob Stein, Co-Owner Harvey Ratner, Co-Owner Marv Wolfenson, General Manager Jack McCloskey, Head Coach Jimmy Rodgers, Assistant to the General Manager/Assistant Coach Jim Brewer, Assistant Coach Sid Lowe, Assistant Coach Chuck Davisson

PLAYER	G/GS	MIN	FIELD GOALS			3-POINT FG			FREE THROWS			REBOUNDS			AST	PF	STL	BLK	PTS	AVG
			FG	FGA	PCT	FG	FGA	PCT	FT	FTA	PCT	OFF	DEF	TOT						
West	80/80	3104	646	1249	.517	2	23	.087	249	296	.841	89	158	247	235	279	85	21	1543	19.3
Laettner	81/81	2823	503	1061	.474	4	40	.100	462	553	.835	171	537	708	223	290	105	83	1472	18.2
Person	78/75	2985	541	1248	.433	118	332	.355	109	168	.649	98	335	433	343	198	67	30	1309	16.8
Williams	76/76	2661	353	791	.446	26	107	.243	419	462	.907	84	189	273	661	268	165	23	1151	15.1
Bailey	70/3	1276	203	446	.455	0	0	----	119	142	.838	53	162	215	61	88	20	47	525	7.5
McCann	79/7	1536	200	410	.488	0	2	.000	95	152	.625	92	190	282	68	202	51	58	495	6.3
Longley	55/25	1045	133	292	.455	0	0	----	53	74	.716	71	169	240	51	169	47	77	319	5.8
Maxey	43/3	520	93	169	.550	0	1	.000	45	70	.643	66	98	164	12	75	11	18	231	5.4
Glass	4/0	71	8	27	.296	0	2	.000	4	6	.667	1	2	3	9	6	3	0	20	5.0
Smith	80/6	1266	125	289	.433	2	14	.143	95	120	.792	32	64	96	196	96	48	16	347	4.3
Spencer	71/48	1296	105	226	.465	0	0	----	83	127	.654	134	190	324	17	243	23	66	293	4.1
Vetra	13/0	89	19	40	.475	3	3	1.000	4	6	.667	4	4	8	6	12	2	0	45	3.5
Blanks (TOT)	61/2	642	65	150	.433	11	43	.256	20	32	.625	18	50	68	72	61	16	5	161	2.6
Blanks (MIN)	61/2	642	65	150	.433	11	43	.256	20	32	.625	18	50	68	72	61	16	5	161	2.6
Sellers (TOT)	54/4	533	49	130	.377	0	1	.000	37	39	.949	27	56	83	46	40	6	11	135	2.5
Sellers (MIN)	54/4	533	49	130	.377	0	1	.000	37	39	.949	27	56	83	46	40	6	11	135	2.5
Randall	2/0	8	0	1	.000	0	1	.000	0	0	----	0	0	0	1	1	0	0	0	0.0
<b>TIMBERWOLVES</b>	<b>82</b>	<b>19855</b>	<b>3043</b>	<b>6529</b>	<b>.466</b>	<b>166</b>	<b>569</b>	<b>.292</b>	<b>1794</b>	<b>2247</b>	<b>.798</b>	<b>940</b>	<b>2204</b>	<b>3144</b>	<b>2001</b>	<b>2028</b>	<b>649</b>	<b>455</b>	<b>8046</b>	<b>98.1</b>
<b>OPPONENTS</b>	<b>82</b>	<b>19855</b>	<b>3323</b>	<b>6814</b>	<b>.488</b>	<b>208</b>	<b>578</b>	<b>.360</b>	<b>1830</b>	<b>2413</b>	<b>.758</b>	<b>1122</b>	<b>2331</b>	<b>3453</b>	<b>2144</b>	<b>1875</b>	<b>734</b>	<b>494</b>	<b>8684</b>	<b>105.9</b>



## 1992-93: DAY-BY-DAY


G#	DATE	OPPONENT	WOLVES/OPP	RECORD	HIGH POINTS	HIGH REBOUNDS	ATTENDANCE
1	11/6	@ Boston	L 92-113	0-1	Person - 24	Bailey - 8	14,890
2	11/7	GOLDEN STATE	L 119-121 (OT)	0-2	Laettner - 26	Laettner - 14	19,006
3	11/10	DALLAS	W 118-104	1-2	Person - 24	Laettner - 12	18,202
4	11/12	@ New Jersey	W 88-84	2-2	West - 24	Person - 12	14,226
5	11/14	PHOENIX	L 101-108	2-3	West - 23	Person - 12	19,006
6	11/17	CHICAGO	L 103-124	2-4	Person - 26	Person - 12	19,006
7	11/20	WASHINGTON	L 100-108	2-5	Person - 23	Laettner - 10	18,301
8	11/21	@ Denver	L 118-131	2-6	Laettner - 23	Person - 8	12,457
9	11/25	NEW YORK	L 78-99	2-7	Laettner - 29	Person - 10	18,063
10	11/27	@ Washington	W 102-83	3-7	Person - 26	Laettner - 9	12,346
11	11/28	DETROIT	W 82-80	4-7	Laettner - 23	McCann/Person - 9	19,006
12	12/3	@ Utah	L 91-110	4-8	Person/West - 16	Person - 9	19,911
13	12/5	@ Seattle	L 87-124	4-9	West - 18	Laettner - 9	11,223
14	12/6	@ L.A. Lakers	L 85-107	4-10	Person/West - 20	Person - 9	14,068
15	12/8	@ Houston	L 94-102	4-11	Person - 22	Williams - 8	10,077
16	12/10	@ Dallas	W 111-88	5-11	Person - 26	Longley - 9	11,124
17	12/12	HOUSTON	L 87-104	5-12	Person - 28	Laettner - 9	19,006
18	12/15	BOSTON	L 119-124 (2OT)	5-13	Laettner - 35	Laettner - 17	19,006
19	12/18	@ L.A. Clippers	L 95-103	5-14	Laettner - 24	Laettner - 10	10,353
20	12/19	Golden State	L 116-122 (OT)	5-15	West - 39	Person - 14	15,025
21	12/23	SACRAMENTO	L 96-102 (OT)	5-16	West - 26	Laettner/Person - 11	18,091
22	12/26	ATLANTA	L 105-113	5-17	Laettner - 26	Laettner/Longley/ Person - 7	18,502
23	12/28	@ Utah	L 95-114	5-18	Williams - 19	Laettner/Person - 8	19,911
24	12/30	NEW JERSEY	L 92-118	5-19	Laettner - 18	Laettner - 8	18,032
25	1/2	DALLAS	W 103-71	6-19	Laettner - 26	McCann - 10	18,104
26	1/5	@ Milwaukee	L 100-114	6-20	West - 28	Laettner - 9	14,085
27	1/6	L.A. LAKERS	L 78-98	6-21	Person - 15	Person - 8	18,494
28	1/8	SEATTLE	L 93-98	6-22	West - 23	Person - 11	19,178
29	1/9	@ Cleveland	L 93-116	6-23	West - 23	McCann - 7	20,273
30	1/13	SAN ANTONIO	L 81-89	6-24	West - 16	Laettner - 13	17,852
31	1/15	DENVER	W 99-89	7-24	Person - 19	Laettner/Person - 7	18,777
32	1/18	L.A. CLIPPERS	L 93-94	7-25	West/Williams - 20	Bailey/Laettner/ Spencer - 6	17,879
33	1/20	PORTLAND	L 94-110	7-26	West - 20	Laettner - 10	18,149
34	1/23	@ Sacramento	L 108-113	7-27	West - 25	Laettner - 11	17,317
35	1/25	@ Denver	L 97-102	7-28	Person - 29	Laettner - 12	10,178
36	1/27	PHOENIX	L 116-117 (OT)	7-29	Person - 28	Laettner - 9	18,503
37	1/29	@ Detroit	L 103-112	7-30	Laettner - 22	Laettner - 11	21,454
38	1/30	MILWAUKEE	W 91-82	8-30	West - 24	Spencer - 10	19,006
39	2/2	@ Portland	W 104-91	9-30	Person/Williams - 24	Laettner - 13	12,888
40	2/3	@ Phoenix	L 102-122	9-31	Laettner/Longley - 16	Longley/Person - 9	19,023
41	2/5	@ Houston	W 112-105	10-31	West - 33	McCann - 9	12,513

G#	DATE	OPPONENT	WOLVES/OPP	RECORD	HIGH POINTS	HIGH REBOUNDS	ATTENDANCE
42	2/6	@ San Antonio	L 95-104	10-32	Laettner - 21	Laettner/Longley - 8	16,057
43	2/10	MIAMI	L 90-101	10-33	Person - 20	Longley - 9	18,289
44	2/12	@ Indiana	W 102-100	11-33	Laettner - 22	Laettner - 7	13,975
45	2/13	HOUSTON	L 88-97	11-34	West - 18	Laettner - 10	19,006
46	2/15	UTAH	L 91-112	11-35	Person - 26	Person - 8	18,493
47	2/18	SACRAMENTO	W 121-114	12-35	Laettner - 28	Laettner - 16	17,813
48	2/23	@ New York	L 91-95	12-36	Williams - 27	Bailey/Spencer - 5	19,763
49	2/24	SEATTLE	L 77-89	12-37	Laettner - 28	Laettner - 9	17,824
50	2/26	DALLAS	W 99-89	13-37	West - 21	Laettner - 15	18,011
51	2/28	@ Miami	L 93-105	13-38	Bailey - 23	Longley - 9	15,008
52	3/2	@ Orlando	L 89-108	13-39	West - 28	Laettner - 13	15,151
53	3/4	CLEVELAND	L 95-103	13-40	Williams - 24	Bailey/Spencer - 8	17,854
54	3/6	SAN ANTONIO	W 106-105	14-40	Person - 33	Laettner - 9	18,844
55	3/8	PHILADELPHIA	L 83-92	14-41	Person - 22	McCann - 7	17,832
56	3/9	@ Utah	L 107-116	14-42	West - 23	Laettner - 19	19,911
57	3/11	@ Sacramento	L 95-109	14-43	Maxey - 24	Maxey - 12	17,317
58	3/12	@ L.A. Clippers	L 93-117	14-44	West - 20	Laettner/Maxey - 10	11,740
59	3/14	L.A. CLIPPERS	L 107-124	14-45	West - 28	Maxey - 8	18,101
60	3/16	DENVER	W 100-97	15-45	West - 28	Laettner - 14	17,818
61	3/18	@ Charlotte	L 85-113	15-46	Laettner/Vetra/ West - 17	Laettner - 13	23,698
62	3/19	@ Atlanta	L 103-121	15-47	Laettner - 23	Laettner - 12	10,519
63	3/21	CHARLOTTE	L 95-99	15-48	Laettner - 27	Laettner - 18	19,006
64	3/23	@ Chicago	L 100-107	15-49	Person - 31	Laettner - 12	18,767
65	3/24	SAN ANTONIO	L 92-105	15-50	Laettner - 26	Laettner - 7	17,806
66	3/26	GOLDEN STATE	L 91-94	15-51	West - 27	Laettner - 12	18,374
67	3/28	HOUSTON	W 101-100	16-51	Person - 37	Spencer - 14	17,891
68	3/30	@ Golden State	W 103-100	17-51	Williams - 25	Laettner - 10	15,025
69	3/31	@ L.A. Lakers	W 126-113	18-51	Laettner - 28	Laettner - 10	15,350
70	4/2	@ San Antonio	L 101-108	18-52	Williams - 19	Laettner - 9	16,057
71	4/4	@ Denver	L 94-120	18-53	West - 29	Laettner - 15	16,461
72	4/7	INDIANA	L 105-113	18-54	Williams - 30	Spencer - 7	17,815
73	4/9	ORLANDO	L 92-95	18-55	West - 23	Laettner - 9	19,006
74	4/11	@ Portland	L 110-127	18-56	Person - 21	Person - 7	12,888
75	4/13	@ Seattle	L 95-129	18-57	Smith - 24	McCann - 7	12,461
76	4/14	@ Phoenix	L 84-98	18-58	West - 27	Laettner - 8	19,023
77	4/16	PORTLAND	L 109-117	18-59	Laettner - 28	Maxey - 6	19,006
78	4/18	@ Philadelphia	L 79-106	18-60	West - 24	Laettner - 13	10,405
79	4/20	L.A. LAKERS	L 95-107	18-61	Laettner/West - 20	Laettner - 11	19,006
80	4/22	@ Houston	L 110-112 (OT)	18-62	West - 29	Person/Spencer - 7	16,123
81	4/23	@ Dallas	L 100-103	18-63	Williams - 31	Williams - 9	17,502
82	4/25	UTAH	W 113-111	19-63	Williams - 29	Spencer - 9	18,627





## 1991-92: 15-67



**BACK ROW (L-R):** Assistant Coach Sid Lowe, Myron Brown, Scott Brooks, Doug West, Tyrone Corbin, Tod Murphy, Felton Spencer, Randy Breuer, Tellis Frank, Sam Mitchell, Tony Campbell, Gerald Glass, Pooh Richardson, Assistant Coach/Director of Player Personnel Jim Brewer

**FRONT ROW (L-R):** Equipment Manager Greg Bittner, Strength and Conditioning Coordinator Sol Brandys, Scout Walt Perrin, Video Coordinator/Scout Chuck Davisson, Head Coach Jimmy Rodgers, Owner Marv Wolfenson, Owner Harvey Ratner, President Bob Stein, Trainer Jay Jensen, Dr. Sheldon Burns, Dr. David Fischer

PLAYER	G/GS	MIN	FIELD GOALS			3-POINT FG			FREE THROWS			REBOUNDS			AST	PF	STL	BLK	PTS	AVG
			FG	FGA	PCT	FG	FGA	PCT	FT	FTA	PCT	OFF	DEF	TOT						
Campbell	78/41	2441	527	1137	.464	13	37	.351	240	299	.803	141	145	286	229	206	84	31	1307	16.8
Richardson	82/82	2922	587	1261	.466	53	155	.342	123	178	.691	91	210	301	685	152	119	25	1350	16.5
Corbin	11/8	344	57	142	.401	0	1	.000	44	53	.830	24	45	69	33	31	12	6	158	14.4
West	80/72	2540	463	894	.518	4	23	.174	186	231	.805	107	150	257	281	239	66	26	1116	14.0
Glass	75/41	1822	383	871	.440	16	54	.296	77	125	.616	107	153	260	175	171	66	30	859	11.5
Bailey (TOT)	84/18	2104	368	836	.440	0	2	.000	215	270	.796	122	363	485	78	160	35	117	951	11.3
Bailey (MIN)	71/18	1777	329	735	.448	0	1	.000	171	215	.795	99	308	407	59	129	30	102	829	11.7
Mitchell	82/63	2151	307	725	.423	2	11	.182	209	266	.786	158	315	473	94	230	53	39	825	10.1
Spencer	61/54	1481	141	331	.426	0	0	—	123	178	.691	167	268	435	53	241	27	79	405	6.6
Breuer	67/25	1176	161	344	.468	0	1	.000	41	77	.532	98	183	281	89	117	27	99	363	5.4
Brooks	82/0	1082	167	374	.447	32	90	.356	51	63	.810	27	72	99	205	82	66	7	417	5.1
Frank	10/0	140	18	33	.545	0	0	—	10	15	.667	8	18	26	8	24	5	4	46	4.6
Longley	66/3	991	114	249	.458	0	0	—	53	80	.663	67	190	257	53	157	35	64	281	4.3
Randall (TOT)	54/0	441	68	149	.456	3	16	.188	32	43	.744	39	32	71	33	39	12	3	171	3.2
Randall (MIN)	39/0	374	58	127	.457	3	14	.214	26	35	.743	35	27	62	26	31	12	3	145	3.7
Brown	4/0	23	4	6	.667	1	3	.333	0	0	—	0	3	3	6	2	1	0	9	2.3
Murphy	47/3	429	39	80	.488	1	2	.500	19	34	.559	36	74	110	11	40	9	8	98	2.1
Garrick	15/0	112	11	33	.333	1	2	.500	6	8	.750	2	7	9	18	14	7	3	29	1.9
<b>TIMBERWOLVES</b>	<b>82</b>	<b>19805</b>	<b>3366</b>	<b>7342</b>	<b>.458</b>	<b>126</b>	<b>394</b>	<b>.320</b>	<b>1379</b>	<b>1857</b>	<b>.743</b>	<b>1167</b>	<b>2168</b>	<b>3335</b>	<b>2025</b>	<b>1866</b>	<b>619</b>	<b>526</b>	<b>8237</b>	<b>100.5</b>
<b>OPPONENTS</b>	<b>82</b>	<b>19805</b>	<b>3453</b>	<b>7116</b>	<b>.485</b>	<b>171</b>	<b>483</b>	<b>.354</b>	<b>1738</b>	<b>2337</b>	<b>.744</b>	<b>1311</b>	<b>2534</b>	<b>3845</b>	<b>2088</b>	<b>1675</b>	<b>660</b>	<b>574</b>	<b>8815</b>	<b>107.5</b>



## 1991-92: DAY-BY-DAY

G#	DATE	OPPONENT	WOLVES/OPP	RECORD	HIGH POINTS	HIGH REBOUNDS	ATTENDANCE	G#	DATE	OPPONENT	WOLVES/OPP	RECORD	HIGH POINTS	HIGH REBOUNDS	ATTENDANCE
1	11/1	UTAH	L 97-112	0-1	Richardson - 20	Mitchell - 9	19,006	43	1/31	@ San Antonio	L 101-103	7-36	Campbell - 20	Bailey - 8	16,057
2	11/6	DALLAS	L 94-97	0-2	West - 14	Spencer - 9	19,006	44	2/2	@ Cleveland	L 95-106	7-37	Campbell - 29	Bailey - 9	15,685
3	11/7	@ Denver	L 77-88	0-3	Campbell - 18	Corbin - 9	9,837	45	2/3	DENVER	W 114-99	8-37	Campbell - 30	Breuer - 9	18,434
4	11/9	@ Sacramento	W 84-80	1-3	Mitchell - 17	Mitchell - 10	17,014	46	2/5	ORLANDO	L 102-109	8-38	Richardson - 20	West - 8	18,408
5	11/10	@ L.A. Lakers	L 86-96	1-4	Campbell - 14	Spencer - 13	16,833	47	2/11	L.A. LAKERS	L 108-116	8-39	Richardson - 22	Mitchell/Richardson - 7	19,006
6	11/13	WASHINGTON	L 114-119 (OT)	1-5	Mitchell - 24	Mitchell/Spencer - 14	19,006	48	2/13	@ Detroit	W 96-93	9-39	Campbell - 28	Breuer - 9	21,454
7	11/15	PORTLAND	L 102-107	1-6	West - 19	Corbin - 10	19,006	49	2/15	INDIANA	L 101-117	9-40	Campbell - 21	Mitchell - 9	19,006
8	11/17	SEATTLE	L 91-101	1-7	Richardson - 17	Breuer/Mitchell - 7	19,006	50	2/17	@ Houston	W 124-122 (OT)	10-40	Campbell - 35	Mitchell - 9	13,605
9	11/20	@ San Antonio	L 106-113	1-8	Corbin/ Richardson - 23	Mitchell - 11	16,057	51	2/19	@ San Antonio	L 103-113	10-41	Campbell/ West - 21	Breuer/Mitchell - 6	16,057
10	11/21	@ Houston	L 102-106	1-9	West - 24	Mitchell - 9	12,902	52	2/21	@ Dallas	L 94-109	10-42	Richardson - 17	Mitchell - 10	16,009
11	11/23	HOUSTON	W 102-89	2-9	Breuer - 18	Corbin/Mitchell - 11	19,006	53	2/22	@ Chicago	L 90-105	10-43	Campbell - 20	Bailey - 11	18,676
12	11/27	DENVER	W 101-92	3-9	Glass/Mitchell - 22	Glass - 10	19,006	54	2/24	SEATTLE	L 91-106	10-44	Longley - 19	Bailey/Longley/ Richardson - 5	18,082
13	11/30	@ Dallas	L 78-79	3-10	Glass - 23	Bailey/Glass - 7	16,155	55	2/26	DALLAS	W 106-105	11-44	Glass - 31	Campbell - 8	18,173
14	12/3	PHOENIX	L 95-101	3-11	Campbell - 27	Glass - 13	18,582	56	2/29	@ New York	L 87-103	11-45	Campbell - 20	Bailey - 8	17,368
15	12/6	@ Seattle	L 94-96	3-12	Glass - 27	Longley - 11	9,796	57	3/3	SAN ANTONIO	L 102-103	11-46	Richardson - 27	Glass - 10	18,707
16	12/7	@ L.A. Clippers	L 87-101	3-13	Campbell/ Richardson - 21	Bailey/Longley - 7	9,788	58	3/5	CHICAGO	L 100-113	11-47	Richardson - 22	Longley - 9	19,006
17	12/11	SAN ANTONIO	L 85-98	3-14	Glass - 21	Richardson - 9	18,247	59	3/7	@ Indiana	L 97-108	11-48	Campbell - 19	Longley - 6	13,716
18	12/13	PHILADELPHIA	L 95-104	3-15	Campbell - 21	Mitchell - 10	18,632	60	3/10	@ Charlotte	L 96-105	11-49	West - 23	Bailey/Campbell/ Longley - 8	23,698
19	12/14	@ Milwaukee	L 92-103	3-16	Mitchell - 21	West - 10	14,911	61	3/11	PORTLAND	L 113-124	11-50	West - 25	Spencer - 10	18,479
20	12/16	@ Portland	L 104-119	3-17	Campbell - 25	Breuer/Murphy/ West - 7	12,888	62	3/13	@ Washington	L 115-118	11-51	Richardson - 22	Bailey - 7	8,715
21	12/17	@ Golden State	L 105-119	3-18	West - 28	Mitchell - 9	15,025	63	3/15	PHOENIX	L 113-118	11-52	Brooks - 21	Bailey - 6	19,006
22	12/19	L.A. LAKERS	W 93-85	4-18	Campbell - 23	Mitchell - 10	18,402	64	3/17	@ Portland	L 91-111	11-53	Campbell - 16	Spencer - 9	12,888
23	12/21	L.A. CLIPPERS	L 87-100	4-19	Richardson - 21	Spencer - 10	18,391	65	3/18	@ Golden State	L 120-123	11-54	Campbell - 30	Glass - 10	15,025
24	12/23	NEW YORK	L 91-97	4-20	Brooks - 18	Breuer - 10	19,006	66	3/20	@ L.A. Lakers	L 121-131	11-55	Glass - 21	Bailey - 12	16,291
25	12/27	GOLDEN STATE	L 102-106 (OT)	4-21	Richardson - 22	Mitchell - 17	19,006	67	3/21	@ Phoenix	L 105-121	11-56	Richardson - 23	Spencer - 11	14,496
26	12/28	@ Atlanta	L 122-125 (OT)	4-22	Campbell - 36	Mitchell - 8	12,209	68	3/23	DENVER	L 95-100	11-57	West - 20	Breuer - 12	19,006
27	12/30	SACRAMENTO	L 109-117	4-23	Richardson - 23	Spencer - 10	19,006	69	3/25	MIAMI	L 97-105	11-58	Brooks - 19	Longley - 9	18,818
28	1/2	MILWAUKEE	L 91-92	4-24	Campbell - 24	Mitchell/Spencer - 8	19,006	70	3/27	ATLANTA	L 103-105	11-59	West - 22	Bailey - 9	19,006
29	1/4	BOSTON	W 100-96	5-24	Campbell - 34	Spencer - 11	19,006	71	3/29	SACRAMENTO	L 86-112	11-60	Bailey - 21	Spencer - 10	19,006
30	1/7	CLEVELAND	L 98-113	5-25	Richardson - 18	Bailey - 10	18,388	72	3/31	@ Denver	W 121-114	12-60	Richardson - 27	Bailey - 11	12,335
31	1/8	@ New Jersey	L 97-103	5-26	Campbell - 22	Richardson - 9	7,113	73	4/3	@ Dallas	W 104-95	13-60	Richardson - 22	Bailey/Spencer - 9	15,795
32	1/10	@ Boston	W 104-94	6-26	Glass - 22	Spencer - 11	14,890	74	4/5	UTAH	W 93-91	14-60	Campbell - 22	Spencer - 16	19,006
33	1/11	UTAH	W 101-96	7-26	Campbell - 21	Spencer - 11	19,006	75	4/7	L.A. CLIPPERS	L 108-115	14-61	Richardson - 23	Spencer - 6	18,096
34	1/13	@ Phoenix	L 111-131	7-27	Richardson - 14	Spencer - 8	14,496	76	4/9	HOUSTON	L 102-117	14-62	Bailey/ Richardson - 21	Spencer - 10	18,167
35	1/14	@ Utah	L 110-116	7-28	Richardson - 27	Bailey - 11	19,911	77	4/11	@ Sacramento	L 94-114	14-63	Richardson - 21	Spencer - 7	17,014
36	1/16	SAN ANTONIO	L 111-125	7-29	Glass - 16	Spencer - 7	18,674	78	4/12	@ Seattle	L 116-126	14-64	Richardson - 25	West - 8	11,391
37	1/18	NEW JERSEY	L 100-112	7-30	West - 22	Spencer - 9	19,006	79	4/14	GOLDEN STATE	L 100-122	14-65	Richardson - 22	Spencer - 10	18,410
38	1/20	@ Miami	L 106-121	7-31	Campbell - 21	Bailey/Spencer - 7	15,008	80	4/16	@ L.A. Clippers	L 93-96	14-66	Glass - 16	Bailey - 6	14,025
39	1/21	@ Orlando	L 92-105	7-32	West - 26	Longley - 9	15,151	81	4/17	@ Utah	L 106-120	14-67	Richardson - 23	Spencer - 9	19,911
40	1/23	DETROIT	L 100-111	7-33	Richardson - 23	Mitchell - 10	18,807	82	4/19	CHARLOTTE	W 130-107	15-67	Campbell - 23	Spencer - 10	19,006
41	1/24	@ Philadelphia	L 86-119	7-34	Mitchell - 19	Bailey - 10	14,271								
42	1/28	@ Houston	L 102-111	7-35	Richardson - 21	Bailey - 7	13,338								



## 1990-91: 29-53



**BACK ROW (L-R):** Dr. Sheldon Burns, Dr. David Fischer, Director of Player Personnel Billy McKinney, Owner Harvey Ratner, Owner Marv Wolfenson, President Bob Stein, Strength and Conditioning Coordinator Sol Brandys, Scout Walt Perrin, Assistant Coach Dave Pritchett, Assistant Coach Eric Musselman

**MIDDLE ROW (L-R):** Trainer Jay Jensen, Pooh Richardson, Jim Thomas, Gerald Glass, Sam Mitchell, Tony Campbell, Scott Brooks, Head Coach Bill Musselman, Equipment Manager Greg Bittner

**FRONT ROW (L-R):** Assistant Coach Tom Thibodeau, Tod Murphy, Tyrone Corbin, Felton Spencer, Randy Breuer, Doug West, Richard Coffey, Scout Jim Brewer

PLAYER	G/GS	MIN	FIELD GOALS			3-POINT FG			FREE THROWS			REBOUNDS			AST	PF	STL	BLK	PTS	AVG
			FG	FGA	PCT	FG	FGA	PCT	FT	FTA	PCT	OFF	DEF	TOT						
Campbell	77/71	2893	652	1502	.434	16	61	.262	358	446	.803	161	185	346	214	204	121	48	1678	21.8
Corbin	82/82	3196	587	1311	.448	2	10	.200	296	371	.798	185	404	589	347	257	162	53	1472	18.0
Richardson	82/82	3154	635	1350	.470	42	128	.328	89	165	.539	82	204	286	734	114	131	13	1401	17.1
Mitchell	82/60	3121	445	1010	.441	0	9	.000	307	396	.775	188	332	520	133	338	66	57	1197	14.6
Spencer	81/46	2099	195	381	.512	0	1	.000	182	252	.722	272	369	641	25	337	48	121	572	7.1
Glass	51/3	606	149	340	.438	2	17	.118	52	76	.684	54	48	102	42	76	28	9	352	6.9
Breuer	73/44	1505	197	435	.453	0	0	----	35	79	.443	114	231	345	73	132	35	80	429	5.9
Brooks	80/0	980	159	370	.430	45	135	.333	61	72	.847	28	44	72	204	122	53	5	424	5.3
Murphy	52/19	1063	90	227	.396	1	17	.059	70	105	.667	92	163	255	60	101	25	20	251	4.8
West	75/1	824	118	246	.480	0	1	.000	58	84	.690	56	80	136	48	115	35	23	294	3.9
Thornton	12/1	110	4	13	.308	0	0	----	8	10	.800	1	14	15	1	18	0	3	16	1.3
Coffey	52/1	320	28	75	.373	0	1	.000	12	22	.545	42	37	79	3	45	6	4	68	1.3
Godfred	10/0	20	5	12	.417	0	1	.000	3	4	.750	0	2	2	0	5	1	4	13	1.3
Thomas	3/0	14	1	4	.250	0	0	----	0	0	----	0	0	0	1	0	1	0	2	0.7
<b>TIMBERWOLVES</b>	<b>82</b>	<b>19905</b>	<b>3265</b>	<b>7276</b>	<b>.449</b>	<b>108</b>	<b>381</b>	<b>.283</b>	<b>1531</b>	<b>2082</b>	<b>.735</b>	<b>1275</b>	<b>2113</b>	<b>3388</b>	<b>1885</b>	<b>1864</b>	<b>712</b>	<b>440</b>	<b>8169</b>	<b>99.6</b>
<b>OPPONENTS</b>	<b>82</b>	<b>19905</b>	<b>3320</b>	<b>6778</b>	<b>.490</b>	<b>171</b>	<b>505</b>	<b>.339</b>	<b>1680</b>	<b>2219</b>	<b>.757</b>	<b>1094</b>	<b>2379</b>	<b>3473</b>	<b>2142</b>	<b>1692</b>	<b>512</b>	<b>511</b>	<b>8491</b>	<b>103.5</b>






## 1990-91: DAY-BY-DAY

G#	DATE	OPPONENT	WOLVES/OPP	RECORD	HIGH POINTS	HIGH REBOUNDS	ATTENDANCE	G#	DATE	OPPONENT	WOLVES/OPP	RECORD	HIGH POINTS	HIGH REBOUNDS	ATTENDANCE
1	11/2	DALLAS	W 98-85	1-0	Campbell - 24	Corbin - 9	19,006	43	2/3	PHILADELPHIA	W 110-102 (2OT)	15-28	Mitchell - 37	Corbin - 13	19,006
2	11/3	@ Milwaukee	L 93-111	1-1	Campbell - 30	Murphy - 9	15,102	44	2/5	UTAH	W 94-93	16-28	Mitchell - 22	Murphy - 15	19,006
3	11/6	@ Indiana	L 96-98	1-2	Corbin - 23	Breuer - 12	8,473	45	2/7	@ Orlando	L 103-108	16-29	Richardson - 30	Murphy - 9	15,077
4	11/7	CHICAGO	L 91-96	1-3	Campbell - 26	Spencer - 9	19,006	46	2/12	@ Golden State	L 105-126	16-30	Corbin - 31	Corbin - 15	15,025
5	11/9	CHARLOTTE	W 106-77	2-3	Campbell - 26	Corbin - 13	19,006	47	2/13	@ L.A. Lakers	L 106-120	16-31	Richardson - 31	Mitchell - 8	16,662
6	11/11	ORLANDO	W 108-81	3-3	Campbell - 24	Spencer - 9	19,006	48	2/15	@ L.A. Clippers	L 107-124	16-32	Corbin - 25	Corbin - 10	12,168
7	11/13	@ Houston	L 88-90	3-4	Corbin - 19	Murphy - 10	13,234	49	2/16	@ Utah	L 107-115	16-33	Campbell - 25	Campbell/Murphy - 7	12,616
8	11/15	@ Denver	L 108-121	3-5	Campbell/Corbin - 24	Corbin - 14	6,663	50	2/18	DENVER	W 128-114	17-33	Campbell - 25	Murphy - 11	19,006
9	11/18	UTAH	L 94-103	3-6	Campbell/Corbin - 24	Corbin/Mitchell - 6	19,006	51	2/20	GOLDEN STATE	L 105-108	17-34	Mitchell - 29	Murphy - 12	19,006
10	11/20	@ Dallas	W 92-91 (OT)	4-6	Campbell - 28	Corbin - 16	15,975	52	2/22	ORLANDO	L 101-103	17-35	Campbell - 33	Spencer - 14	19,006
11	11/21	@ San Antonio	L 100-114	4-7	Mitchell - 18	Corbin - 11	15,908	53	2/24	HOUSTON	L 91-100	17-36	Richardson - 21	Spencer - 10	19,006
12	11/25	HOUSTON	L 91-107	4-8	Richardson - 22	Mitchell - 7	19,118	54	2/26	DALLAS	W 100-94	18-36	Corbin - 31	Corbin - 11	19,006
13	11/27	@ Sacramento	W 89-80	5-8	Corbin - 17	Spencer - 13	17,014	55	2/27	@ Boston	L 111-116	18-37	Campbell - 33	Spencer - 16	14,890
14	11/29	@ Portland	L 92-107	5-9	Corbin - 26	Spencer - 9	12,884	56	3/2	L.A. CLIPPERS	L 102-104	18-38	Corbin - 20	Corbin - 11	19,006
15	11/30	@ Utah	L 79-96	5-10	Richardson - 22	Campbell - 13	12,616	57	3/5	L.A. LAKERS	W 94-85	19-38	Campbell - 25	Mitchell - 14	19,006
16	12/2	@ L.A. Clippers	L 77-102	5-11	Campbell - 20	Breuer - 8	10,409	58	3/7	SEATTLE	L 86-91	19-39	Corbin/	Spencer - 11	19,006
17	12/4	INDIANA	W 83-81	6-11	Breuer/	Spencer - 8	19,118						Richardson - 16		
					Richardson - 20			59	3/10	PHOENIX	L 109-123	19-40	Campbell - 27	Spencer - 14	19,006
18	12/6	L.A. LAKERS	L 73-83	6-12	Campbell - 23	Spencer - 11	19,006	60	3/12	@ Chicago	L 99-131	19-41	Richardson - 18	Breuer/Corbin/	18,268
19	12/11	L.A. CLIPPERS	W 101-95	7-12	Campbell - 30	Spencer - 16	19,006						Spencer/West - 6		
20	12/13	NEW YORK	L 76-87	7-13	Richardson - 22	Mitchell - 6	19,006	61	3/14	@ Denver	L 105-112	19-42	Campbell - 32	Spencer - 13	7,308
21	12/15	SAN ANTONIO	L 74-90	7-14	Richardson - 16	Spencer - 11	19,006	62	3/15	@ Seattle	W 100-96 (OT)	20-42	Campbell - 26	Mitchell - 9	11,947
22	12/18	@ Sacramento	L 99-108	7-15	Campbell - 28	Corbin - 11	17,014	63	3/17	MIAMI	W 90-87	21-42	Campbell - 24	Breuer - 14	19,006
23	12/19	@ Phoenix	L 96-112	7-16	Glass - 27	Mitchell/Spencer - 7	14,487	64	3/19	HOUSTON	L 85-98	21-43	Campbell - 32	Mitchell - 14	19,006
24	12/22	@ Golden State	L 102-115	7-17	Glass - 24	Corbin - 10	15,025	65	3/20	@ New Jersey	L 111-118 (OT)	21-44	Campbell - 29	Spencer - 13	8,209
25	12/23	@ L.A. Lakers	L 94-118	7-18	Glass - 32	Spencer - 19	16,115	66	3/22	CLEVELAND	W 110-105	22-44	Campbell - 30	Corbin - 8	19,006
26	12/28	DETROIT	L 85-97	7-19	Campbell - 26	Spencer - 14	19,006	67	3/23	@ Utah	L 89-95	22-45	Richardson - 25	Mitchell/Spencer - 6	12,616
27	12/30	SEATTLE	W 126-106	8-19	Mitchell - 26	Spencer - 12	19,006	68	3/26	@ Phoenix	L 95-117	22-46	Mitchell - 19	Corbin - 12	14,487
28	1/2	DALLAS	W 115-95	9-19	Campbell - 32	Spencer - 16	19,006	69	3/29	@ Seattle	L 107-117	22-47	Campbell - 30	Campbell - 8	12,968
29	1/4	WASHINGTON	L 100-111	9-20	Corbin - 26	Spencer - 11	19,006	70	3/30	@ Portland	L 91-121	22-48	Campbell - 26	Breuer - 10	12,881
30	1/5	@ Atlanta	L 112-117 (OT)	9-21	Campbell - 34	Corbin - 11	10,998	71	4/2	PORTLAND	L 93-104	22-49	Campbell - 22	Mitchell - 8	19,006
31	1/7	PHOENIX	L 106-119	9-22	Campbell - 29	Mitchell - 9	19,006	72	4/4	DENVER	W 134-122	23-49	Corbin - 26	Breuer - 12	19,006
32	1/9	@ Orlando	W 111-103	10-22	Richardson - 30	Spencer - 14	15,077	73	4/5	@ Detroit	L 82-101	23-50	Campbell - 22	Mitchell - 7	21,454
33	1/11	@ Miami	W 108-107	11-22	Campbell - 29	Spencer - 12	15,008	74	4/7	SAN ANTONIO	L 87-92	23-51	Campbell - 22	Richardson - 9	19,006
34	1/15	PORTLAND	L 117-132	11-23	Mitchell - 29	Spencer - 9	19,006	75	4/9	NEW JERSEY	W 109-89	24-51	Campbell - 24	Spencer - 13	19,006
35	1/16	@ New York	W 93-89	12-23	Corbin - 22	Corbin - 12	14,345	76	4/11	ATLANTA	W 112-98	25-51	Campbell - 27	Breuer - 13	19,006
36	1/19	GOLDEN STATE	W 121-113	13-23	Richardson - 35	Corbin - 11	19,006	77	4/12	@ Charlotte	L 110-111 (2OT)	25-52	Campbell - 34	Mitchell - 10	23,901
37	1/21	@ Denver	L 110-115	13-24	Mitchell - 26	Breuer - 16	7,292	78	4/14	@ Philadelphia	W 96-88	26-52	Campbell - 23	Breuer - 13	14,164
38	1/24	@ Houston	L 94-118	13-25	Richardson - 23	Spencer - 8	13,535	79	4/15	SACRAMENTO	W 112-94	27-52	Corbin - 19	Corbin/Spencer - 11	19,006
39	1/26	@ San Antonio	L 105-112	13-26	Richardson - 25	Spencer - 8	15,908	80	4/17	@ Dallas	L 100-102	27-53	Campbell - 27	Spencer - 12	16,224
40	1/28	BOSTON	L 87-108	13-27	Corbin/	Corbin - 13	19,006	81	4/19	MILWAUKEE	W 109-91	28-53	Campbell - 28	Spencer - 13	19,006
					Richardson - 18			82	4/21	@ Washington	W 89-87	29-53	Campbell - 22	Spencer - 9	12,084
41	1/30	SACRAMENTO	W 95-86	14-27	Corbin - 27	Corbin/Mitchell - 7	19,006								
42	2/2	@ Cleveland	L 110-113 (OT)	14-28	Campbell/	Mitchell - 11	16,002								
					Mitchell - 28										



## 1989-90: 22-60



**BACK ROW (L-R):** Dr. Sheldon Burns, Director of Player Personnel Billy McKinney, Owner Harvey Ratner, Owner Marv Wolfenson, President Bob Stein, Dr. David Fischer, Strength and Conditioning Coordinator Sol Brandys, Assistant Trainer Howard Rappaport

**MIDDLE ROW (L-R):** Trainer Jay Jensen, Pooh Richardson, Sam Mitchell, Tony Campbell, Adrian Branch, Donald Royal, Sidney Lowe, Head Coach Bill Musselman

**FRONT ROW (L-R):** Assistant Coach Tom Thibodeau, Scott Roth, Tyrone Corbin, Tod Murphy, Brad Lohaus, Doug West, Gary Leonard, Assistant Coach Bob Zuffelato

PLAYER	G/GS	MIN	FIELD GOALS			3-POINT FG			FREE THROWS			REBOUNDS			AST	PF	STL	BLK	PTS	AVG
			FG	FGA	PCT	FG	FGA	PCT	FT	FTA	PCT	OFF	DEF	TOT						
Campbell	82/81	3164	723	1581	.457	9	54	.167	448	569	.787	209	242	451	213	260	111	31	1903	23.2
Corbin	82/80	3011	521	1083	.481	0	11	.000	161	209	.770	219	385	604	216	288	175	41	1203	14.7
Mitchell	80/30	2414	372	834	.446	0	9	.000	268	349	.768	180	282	462	89	301	66	54	1012	12.7
Richardson	82/48	2581	426	925	.461	23	83	.277	63	107	.589	55	162	217	554	143	133	25	938	11.4
Breuer (TOT)	81/55	1879	298	696	.428	0	1	.000	126	193	.653	154	263	417	97	196	42	108	722	8.9
Breuer (MIN)	51/47	1325	212	510	.416	0	1	.000	94	142	.662	111	179	290	84	133	33	75	518	10.2
Murphy	82/59	2493	260	552	.471	16	43	.372	144	203	.709	207	357	564	106	229	76	60	680	8.3
Lohaus	28/24	590	94	202	.465	1	16	.063	21	26	.808	21	89	110	62	66	14	22	210	7.5
Roth	71/3	1061	159	420	.379	18	52	.346	150	201	.746	34	78	112	115	144	51	6	486	6.8
Branch	11/0	91	25	61	.410	1	1	1.000	14	22	.636	8	12	20	4	14	6	0	65	5.9
Royal	66/0	746	117	255	.459	0	1	.000	153	197	.777	69	68	137	43	107	32	8	387	5.9
Sellers (TOT)	59/0	700	103	254	.406	0	5	.000	58	73	.795	39	50	89	33	74	17	22	264	4.5
Sellers (MIN)	14/0	113	19	56	.339	0	2	.000	9	12	.750	8	11	19	1	11	6	3	47	3.4
West	52/0	378	53	135	.393	3	11	.273	26	32	.813	24	46	70	18	61	10	6	135	2.6
Lowe	80/38	1744	73	229	.319	2	9	.222	39	54	.722	41	122	163	337	114	73	4	187	2.3
Leonard	22/0	127	13	31	.419	0	1	.000	6	14	.429	10	17	27	1	26	3	9	32	1.5
Johnson	4/0	17	0	2	.000	0	0	----	0	0	----	0	3	3	1	4	0	0	0	0.0
<b>TIMBERWOLVES</b>	<b>82</b>	<b>19855</b>	<b>3067</b>	<b>6876</b>	<b>.446</b>	<b>73</b>	<b>294</b>	<b>.248</b>	<b>1596</b>	<b>2137</b>	<b>.747</b>	<b>1196</b>	<b>2053</b>	<b>3249</b>	<b>1844</b>	<b>1901</b>	<b>789</b>	<b>344</b>	<b>7803</b>	<b>95.2</b>
<b>OPPONENTS</b>	<b>82</b>	<b>19855</b>	<b>3081</b>	<b>6391</b>	<b>.482</b>	<b>129</b>	<b>391</b>	<b>.330</b>	<b>1859</b>	<b>2420</b>	<b>.768</b>	<b>1050</b>	<b>2322</b>	<b>3372</b>	<b>1880</b>	<b>1748</b>	<b>578</b>	<b>489</b>	<b>8150</b>	<b>99.4</b>



## 1989-90: DAY-BY-DAY

G#	DATE	OPPONENT	WOLVES/OPP	RECORD	HIGH POINTS	HIGH REBOUNDS	ATTENDANCE	G#	DATE	OPPONENT	WOLVES/OPP	RECORD	HIGH POINTS	HIGH REBOUNDS	ATTENDANCE
1	11/3	@ Seattle	L 94-106	0-1	Corbin - 20	Corbin - 8	13,805	43	2/2	BOSTON	W 116-105	10-33	Campbell - 44	Campbell - 14	35,713
2	11/5	@ Portland	L 83-93	0-2	Campbell - 20	Corbin - 12	12,884	44	2/4	GOLDEN STATE	L 95-105	10-34	Breuer - 40	Corbin - 13	29,434
3	11/8	CHICAGO	L 84-96	0-3	Campbell - 31	Murphy/Corbin - 10	35,427	45	2/6	@ Houston	L 101-108	10-35	Royal - 21	Mitchell - 10	14,505
4	11/10	PHILADELPHIA	W 125-118 (OT)	1-3	Campbell - 38	Corbin - 13	29,117	46	2/8	@ Dallas	L 77-90	10-36	Campbell/	Murphy - 10	17,007
5	11/12	SEATTLE	L 97-108	1-4	Mitchell - 31	Mitchell - 10	21,702						Murphy - 17		
6	11/14	GOLDEN STATE	W 101-98	2-4	Campbell - 26	Corbin - 11	24,961	47	2/13	@ Utah	L 104-110 (OT)	10-37	Campbell - 29	Campbell - 10	12,616
7	11/15	SAN ANTONIO	L 76-86	2-5	Campbell/	Mitchell - 10	20,382	48	2/14	CHARLOTTE	W 95-86	11-37	Campbell - 33	Mitchell - 11	17,391
					Mitchell - 23			49	2/16	INDIANA	W 111-105	12-37	Mitchell/	Corbin - 11	25,395
8	11/17	@ Boston	L 99-116	2-6	Mitchell - 22	Corbin - 9	14,890						Richardson - 24		
9	11/18	@ New York	L 96-111	2-7	Campbell/	Mitchell - 10	17,614	50	2/18	ATLANTA	W 108-98	13-37	Campbell/	Corbin - 12	28,514
					Mitchell - 29								Corbin - 26		
10	11/21	UTAH	L 101-103 (OT)	2-8	Corbin - 26	Corbin/Mitchell - 8	20,179	51	2/20	HOUSTON	W 97-92	14-37	Campbell - 30	Corbin - 12	19,325
11	11/22	DENVER	L 93-96	2-9	Campbell - 21	Lohaus - 10	22,025	52	2/21	@ New Jersey	L 93-95	14-38	Campbell - 26	Mitchell - 8	8,219
12	11/24	@ Dallas	L 89-99	2-10	Campbell - 24	Mitchell - 12	17,007	53	2/23	@ San Antonio	L 95-105	14-39	Campbell - 20	Murphy/Royal - 11	15,910
13	11/25	@ Charlotte	L 73-81	2-11	Campbell - 24	Lohaus - 11	23,901	54	2/25	DALLAS	L 82-87	14-40	Murphy - 16	Murphy - 13	24,141
14	11/29	@ Miami	W 105-100	3-11	Campbell - 31	Corbin - 8	15,008	55	2/27	WASHINGTON	W 104-88	15-40	Campbell - 29	Murphy - 14	18,456
15	11/30	@ Orlando	L 96-103	3-12	Corbin - 25	Lohaus - 11	15,077	56	3/2	@ Seattle	L 83-99	15-41	Richardson - 19	Mitchell - 9	11,272
16	12/2	@ Cleveland	W 101-74	4-12	Campbell - 24	Corbin - 10	14,995	57	3/4	@ L.A. Lakers	L 96-115	15-42	Breuer/Corbin - 18	Campbell - 8	17,505
17	12/5	NEW JERSEY	W 92-90	5-12	Campbell - 26	Mitchell - 8	18,918	58	3/7	DENVER	L 73-86	15-43	Richardson - 19	Murphy - 15	18,947
18	12/9	@ Atlanta	L 91-104	5-13	West - 23	Lohaus - 7	11,876	59	3/8	L.A. CLIPPERS	W 111-94	16-43	Campbell - 30	Corbin - 14	21,632
19	12/12	@ Indiana	L 112-113 (OT)	5-14	Corbin - 27	Mitchell - 12	8,754	60	3/10	PHOENIX	L 98-101 (OT)	16-44	Campbell - 27	Corbin - 14	30,158
20	12/13	DALLAS	L 87-90	5-15	Campbell/	Mitchell - 11	21,087	61	3/12	SAN ANTONIO	L 88-92	16-45	Breuer - 21	Breuer - 12	19,834
					Lohaus - 19			62	3/15	NEW YORK	W 102-82	17-45	Campbell - 27	Murphy - 17	25,870
21	12/15	MIAMI	L 84-95	5-16	Campbell - 23	Mitchell - 11	21,899	63	3/17	L.A. LAKERS	L 99-101	17-46	Campbell/	Campbell - 11	43,606
22	12/17	UTAH	L 112-122	5-17	Campbell - 34	Murphy - 8	23,262						Murphy - 24		
23	12/19	@ Washington	L 99-112	5-18	Campbell,	Corbin - 13	6,703	64	3/18	@ Denver	L 98-103	17-47	Campbell - 22	Murphy - 13	11,864
					Mitchell - 28			65	3/20	@ Golden State	L 101-105	17-48	Campbell - 34	Corbin/Murphy - 10	15,025
24	12/20	L.A. LAKERS	L 97-106 (OT)	5-19	Campbell - 26	Murphy - 9	25,689	66	3/21	@ Sacramento	L 84-90	17-49	Campbell/Corbin/	Murphy - 11	17,014
25	12/23	MILWAUKEE	L 90-94	5-20	Campbell - 23	Corbin - 14	23,249						Murphy - 20		
26	12/26	@ Chicago	L 99-112	5-21	Campbell - 20	Mitchell - 8	18,676	67	3/23	@ Phoenix	L 99-120	17-50	Campbell - 28	Corbin - 6	14,487
27	12/27	HOUSTON	W 108-91	6-21	Lowe - 22	Murphy - 11	27,661	68	3/25	@ Portland	W 110-105	18-50	Corbin/	Murphy - 10	12,884
28	12/29	PHOENIX	L 101-118	6-22	Richardson/	Richardson - 6	25,699						Richardson - 20		
					Campbell - 22			69	3/26	@ L.A. Clippers	L 96-101 (OT)	18-51	Campbell - 27	Corbin - 11	9,529
29	12/30	@ Milwaukee	L 99-109	6-23	Mitchell - 28	Murphy - 12	17,924	70	3/28	SACRAMENTO	W 93-88	19-51	Campbell - 32	Breuer - 11	22,713
30	1/2	L.A. CLIPPERS	L 79-87	6-24	Campbell - 31	Murphy - 20	23,980	71	3/30	@ Dallas	W 84-82	20-51	Campbell - 23	Corbin - 9	17,007
31	1/4	CHARLOTTE	W 100-98	7-24	Campbell - 25	Murphy - 13	23,415	72	3/31	@ Houston	L 98-106	20-52	Corbin - 22	Corbin - 8	16,155
32	1/6	@ San Antonio	L 96-109	7-25	Roth - 24	Corbin/Mitchell - 9	15,881	73	4/3	@ San Antonio	W 92-90	21-52	Campbell - 27	Corbin/Mitchell - 8	12,568
33	1/9	@ Sacramento	L 70-84	7-26	Campbell - 20	Campbell - 9	17,014	74	4/6	@ Charlotte	L 93-108	21-53	Campbell/	Mitchell - 15	23,901
34	1/11	PORTLAND	L 80-82	7-27	Campbell - 26	Breuer - 11	22,672						Corbin - 22		
35	1/12	@ Detroit	L 86-97	7-28	Campbell - 28	Campbell - 7	21,454	75	4/10	PORTLAND	L 94-106	21-54	Richardson - 21	Corbin - 9	29,303
36	1/18	@ Phoenix	L 96-113	7-29	Mitchell - 22	Murphy - 14	14,070	76	4/12	@ Philadelphia	L 77-110	21-55	Corbin - 12	Breuer - 6	15,835
37	1/20	@ L.A. Clippers	L 95-97	7-30	Campbell - 27	Breuer - 13	12,030	77	4/13	ORLANDO	W 117-102	22-55	Corbin - 36	Corbin - 19	45,458
38	1/23	@ Golden State	L 102-109	7-31	Campbell - 25	Corbin - 11	15,025	78	4/15	UTAH	L 90-103	22-56	Campbell - 33	Corbin - 10	40,415
39	1/26	CLEVELAND	L 84-85	7-32	Campbell - 34	Murphy - 9	24,933	79	4/17	DENVER	L 89-99	22-57	Corbin - 25	Corbin - 13	49,551
40	1/27	DETROIT	L 83-85	7-33	Royal - 23	Murphy - 11	29,056	80	4/19	@ L.A. Lakers	L 89-113	22-58	Campbell - 25	Corbin - 12	17,505
41	1/29	SACRAMENTO	W 109-91	8-33	Campbell - 25	Murphy - 9	17,250	81	4/20	@ Utah	L 89-97	22-59	Campbell - 23	Murphy - 13	12,616
42	1/31	SEATTLE	W 110-82	9-33	Campbell - 20	Breuer - 10	24,153	82	4/22	@ Denver	L 107-115	22-60	Mitchell - 27	Corbin - 11	14,303





## FORMER PLAYER STATS

Statistics include those games in a Timberwolves uniform only through the 2015-16 season

<b>ADRIEN, JEFF</b>			<b>COLLEGE: CONNECTICUT '09</b>					<b>NO: 12</b>		<b>POS: F</b>		<b>HT: 6-7</b>		<b>BIRTHDATE: FEB. 10, 1986</b>					
<b>ACQUIRED:</b> Signed as a free agent on Nov. 29, 2014.																			
<b>DEPARTED:</b> Waived on Jan. 7, 2015.																			
<b>YEAR</b>	<b>G-GS</b>	<b>MIN</b>	<b>FG</b>	<b>FGA</b>	<b>PCT</b>	<b>FT</b>	<b>FTA</b>	<b>PCT</b>	<b>OR</b>	<b>DR</b>	<b>TOT</b>	<b>A</b>	<b>PF-D</b>	<b>STL</b>	<b>TO</b>	<b>BLK</b>	<b>PTS</b>	<b>AVG</b>	
14-15	17-0	215	19	44	.432	22	38	.579	23	54	77	15	30-0	4	9	9	60	3.5	
<b>AGER, MAURICE</b>			<b>COLLEGE: MICHIGAN STATE '06</b>					<b>NO: 15</b>		<b>POS: G</b>		<b>HT: 6-5</b>		<b>BIRTHDATE: FEB. 9, 1984</b>					
<b>ACQUIRED:</b> Signed as a free agent on Sept. 24, 2010.																			
<b>DEPARTED:</b> Waived on Nov. 11, 2010.																			
<b>YEAR</b>	<b>G-GS</b>	<b>MIN</b>	<b>FG</b>	<b>FGA</b>	<b>PCT</b>	<b>FT</b>	<b>FTA</b>	<b>PCT</b>	<b>OR</b>	<b>DR</b>	<b>TOT</b>	<b>A</b>	<b>PF-D</b>	<b>STL</b>	<b>TO</b>	<b>BLK</b>	<b>PTS</b>	<b>AVG</b>	
10-11	4-0	29	6	11	.545	0	0	---	0	2	2	1	4-0	1	4	0	15	3.8	
Three-point FG: 3-4 (.750)																			
<b>ALLEN, JEROME</b>			<b>COLLEGE: PENNSYLVANIA '95</b>					<b>NO: 53</b>		<b>POS: G</b>		<b>HT: 6-4</b>		<b>BIRTHDATE: JAN. 28, 1973</b>					
<b>ACQUIRED:</b> 1995 NBA Draft (2nd Round/49th overall).																			
<b>DEPARTED:</b> Unrestricted free agent on July 11, 1996.																			
<b>YEAR</b>	<b>G-GS</b>	<b>MIN</b>	<b>FG</b>	<b>FGA</b>	<b>PCT</b>	<b>FT</b>	<b>FTA</b>	<b>PCT</b>	<b>OR</b>	<b>DR</b>	<b>TOT</b>	<b>A</b>	<b>PF-D</b>	<b>STL</b>	<b>TO</b>	<b>BLK</b>	<b>PTS</b>	<b>AVG</b>	
95-96	41-0	362	36	105	.343	26	36	.722	5	20	25	49	42-0	21	34	5	108	2.6	
Three-point FG: 10-33 (.303)																			
<b>AMUNDSON, LOU</b>			<b>COLLEGE: UNLV '06</b>					<b>NO: 17</b>		<b>POS: F/C</b>		<b>HT: 6-9</b>		<b>BIRTHDATE: DEC. 7, 1982</b>					
<b>ACQUIRED:</b> Signed as a free agent on Sept. 25, 2012.																			
<b>DEPARTED:</b> Waived on Feb. 8, 2013.																			
<b>YEAR</b>	<b>G-GS</b>	<b>MIN</b>	<b>FG</b>	<b>FGA</b>	<b>PCT</b>	<b>FT</b>	<b>FTA</b>	<b>PCT</b>	<b>OR</b>	<b>DR</b>	<b>TOT</b>	<b>A</b>	<b>PF-D</b>	<b>STL</b>	<b>TO</b>	<b>BLK</b>	<b>PTS</b>	<b>AVG</b>	
12-13	20-0	161	14	38	.368	4	20	.200	23	24	47	3	26	7	11	6	32	1.6	
<b>AVERY, WILL</b>			<b>COLLEGE: DUKE '99</b>					<b>NO: 5</b>		<b>POS: G</b>		<b>HT: 6-2</b>		<b>BIRTHDATE: AUG. 8, 1979</b>					
<b>ACQUIRED:</b> 1999 NBA Draft (1st Round/14th overall).																			
<b>DEPARTED:</b> Unrestricted free agent on July 1, 2002.																			
<b>YEAR</b>	<b>G-GS</b>	<b>MIN</b>	<b>FG</b>	<b>FGA</b>	<b>PCT</b>	<b>FT</b>	<b>FTA</b>	<b>PCT</b>	<b>OR</b>	<b>DR</b>	<b>TOT</b>	<b>A</b>	<b>PF-D</b>	<b>STL</b>	<b>TO</b>	<b>BLK</b>	<b>PTS</b>	<b>AVG</b>	
99-00	59-1	484	56	181	.309	24	36	.667	8	32	40	88	60-0	14	42	2	154	2.6	
00-01	55-0	463	55	144	.382	28	36	.778	5	24	29	75	48-0	13	45	4	154	2.8	
01-02	28-0	258	26	90	.289	13	19	.684	4	20	24	36	17-0	7	19	0	71	2.5	
<b>TOTAL</b>	<b>142-1</b>	<b>1205</b>	<b>137</b>	<b>415</b>	<b>.330</b>	<b>65</b>	<b>91</b>	<b>.714</b>	<b>17</b>	<b>76</b>	<b>93</b>	<b>199</b>	<b>125-0</b>	<b>34</b>	<b>106</b>	<b>6</b>	<b>379</b>	<b>2.6</b>	
Three-point FG: 99-00, 18-63 (.286); 00-01, 16-59 (.271); 01-02, 6-35 (.171). Total, 40-157 (.255)																			
<i>Playoffs</i>																			
<b>YEAR</b>	<b>G-GS</b>	<b>MIN</b>	<b>FG</b>	<b>FGA</b>	<b>PCT</b>	<b>FT</b>	<b>FTA</b>	<b>PCT</b>	<b>OR</b>	<b>DR</b>	<b>TOT</b>	<b>A</b>	<b>PF-D</b>	<b>STL</b>	<b>TO</b>	<b>BLK</b>	<b>PTS</b>	<b>AVG</b>	
00-01	2-0	12	3	6	.500	0	0	---	0	1	1	2	0-0	0	0	1	7	3.5	
Three-point FG: 1-2 (.500)																			
<b>BAILEY, THURL</b>			<b>COLLEGE: NORTH CAROLINA STATE '83</b>					<b>NO: 41</b>		<b>POS: F</b>		<b>HT: 6-11</b>		<b>BIRTHDATE: APRIL 7, 1961</b>					
<b>ACQUIRED:</b> From Utah with a 1992 second-round draft pick for Tyrone Corbin on Nov. 25, 1991.																			
<b>DEPARTED:</b> Unrestricted free agent on July 1, 1994.																			
<b>YEAR</b>	<b>G-GS</b>	<b>MIN</b>	<b>FG</b>	<b>FGA</b>	<b>PCT</b>	<b>FT</b>	<b>FTA</b>	<b>PCT</b>	<b>OR</b>	<b>DR</b>	<b>TOT</b>	<b>A</b>	<b>PF-D</b>	<b>STL</b>	<b>TO</b>	<b>BLK</b>	<b>PTS</b>	<b>AVG</b>	
91-92	71-18	1777	329	735	.448	171	215	.795	99	308	407	59	129-1	30	87	102	829	11.7	
92-93	70-3	1276	203	446	.455	119	142	.838	53	162	215	61	88-0	20	60	47	525	7.5	
93-94	79-3	1297	232	455	.510	119	149	.799	66	149	215	54	93-0	20	58	58	583	7.4	
<b>TOTAL</b>	<b>222-24</b>	<b>4350</b>	<b>764</b>	<b>1636</b>	<b>.467</b>	<b>409</b>	<b>506</b>	<b>.808</b>	<b>218</b>	<b>619</b>	<b>837</b>	<b>174</b>	<b>310-1</b>	<b>70</b>	<b>205</b>	<b>207</b>	<b>1937</b>	<b>8.7</b>	
Three-point FG: 91-92, 0-1 (.000); 93-94, 0-2 (.000). Total, 0-3 (.000)																			
<b>BANKS, MARCUS</b>			<b>COLLEGE: UNLV '03</b>					<b>NO: 3</b>		<b>POS: G</b>		<b>HT: 6-2</b>		<b>BIRTHDATE: NOV. 19, 1981</b>					
<b>ACQUIRED:</b> From Boston with Mark Blount, Ricky Davis and Justin Reed and two future second-round picks for Wally Szczerbiak, Michael Olowokandi and Dwayne Jones and a future first-round pick on Jan. 26, 2006.																			
<b>DEPARTED:</b> Unrestricted free agent on July 1, 2006.																			
<b>YEAR</b>	<b>G-GS</b>	<b>MIN</b>	<b>FG</b>	<b>FGA</b>	<b>PCT</b>	<b>FT</b>	<b>FTA</b>	<b>PCT</b>	<b>OR</b>	<b>DR</b>	<b>TOT</b>	<b>A</b>	<b>PF-D</b>	<b>STL</b>	<b>TO</b>	<b>BLK</b>	<b>PTS</b>	<b>AVG</b>	
05-06	40-28	1228	186	388	.479	91	117	.778	19	97	116	188	124-0	47	96	11	479	12.0	
Three-point FG: 16-44 (.364)																			
<b>BAREA, J.J.</b>			<b>COLLEGE: NORTHEASTERN '06</b>					<b>NO: 11</b>		<b>POS: G</b>		<b>HT: 6-0</b>		<b>BIRTHDATE: JUNE 26, 1984</b>					
<b>ACQUIRED:</b> Signed as a free agent on Dec. 14, 2011.																			
<b>DEPARTED:</b> Waived on Oct. 27, 2014.																			
<b>YEAR</b>	<b>G-GS</b>	<b>MIN</b>	<b>FG</b>	<b>FGA</b>	<b>PCT</b>	<b>FT</b>	<b>FTA</b>	<b>PCT</b>	<b>OR</b>	<b>DR</b>	<b>TOT</b>	<b>A</b>	<b>PF-D</b>	<b>STL</b>	<b>TO</b>	<b>BLK</b>	<b>PTS</b>	<b>AVG</b>	
11-12	41-11	1032	167	418	.400	76	98	.776	14	100	114	232	61-	21	103	0	463	11.3	
12-13	74-2	1713	316	758	.417	105	134	.784	34	173	207	294	131-	32	145	0	834	11.3	
13-14	79-1	1471	254	656	.387	79	100	.790	16	138	154	303	129-	26	125	0	660	8.4	
<b>TOTAL</b>	<b>194-14</b>	<b>4216</b>	<b>737</b>	<b>1832</b>	<b>.402</b>	<b>260</b>	<b>332</b>	<b>.783</b>	<b>64</b>	<b>411</b>	<b>475</b>	<b>829</b>	<b>321-</b>	<b>79</b>	<b>373</b>	<b>0</b>	<b>1957</b>	<b>10.1</b>	
Three-point FG: 11-12, 53-143 (.371); 12-13, 97-280 (.346); 13-14, 73-231 (.316). Total, 223-654 (.341)																			



## FORMER PLAYER STATS

### BEASLEY, MICHAEL

COLLEGE: KANSAS STATE '08

NO: 8

POS: F

HT: 6-9

BIRTHDATE: JAN. 9, 1989

ACQUIRED: Via trade from Miami on July 12, 2010

DEPARTED: Unrestricted free agent on July 1, 2012

YEAR	G-GS	MIN	FG	FGA	PCT	FT	FTA	PCT	OR	DR	TOT	A	PF-D	STL	TO	BLK	PTS	AVG
10-11	73-73	2361	561	1246	.450	219	291	.753	118	291	409	158	222-3	54	195	52	1401	19.2
11-12	47-7	1087	221	497	.445	61	95	.642	39	168	207	45	83-0	18	80	19	541	11.5
TOTAL	120-80	3448	782	1743	.449	280	386	.725	157	459	616	203	305-3	72	275	71	1942	16.18

Three-point FG: 10-11, 60-164 (.366); 11-12, 38-101 (.376). Total, 98-265 (.370)

### BENNETT, ANTHONY

COLLEGE: UNLV '14

NO: 24

POS: F

HT: 6-8

BIRTHDATE: MAR. 14, 1993

ACQUIRED: Acquired in a three-team trade from Cleveland along with Andrew Wiggins and Thaddeus Young to Minnesota, Kevin Love to Cleveland and Luc Mbah a Moute and Alexey Shved to Philadelphia on Aug. 23, 2014.

DEPARTED: Waived on Sept. 23, 2015.

YEAR	G-GS	MIN	FG	FGA	PCT	FT	FTA	PCT	OR	DR	TOT	A	PF-D	STL	TO	BLK	PTS	AVG
14-15	57-3	894	125	297	.421	41	64	.641	52	164	216	48	87-0	27	36	16	298	5.2
TOTAL	57-3	894	125	297	.421	41	64	.641	52	164	216	48	87-0	27	36	16	298	5.2

Three-point FG: 14-15, 7-23 (.304).

### BILLUPS, CHAUNCEY

COLLEGE: COLORADO '97

NO: 4

POS: G

HT: 6-3

BIRTHDATE: NOV. 25, 1976

ACQUIRED: Signed as a free agent on Aug. 8, 2000.

DEPARTED: Unrestricted free agent on July 1, 2002.

YEAR	G-GS	MIN	FG	FGA	PCT	FT	FTA	PCT	OR	DR	TOT	A	PF-D	STL	TO	BLK	PTS	AVG
00-01	77-33	1790	248	587	.422	144	171	.842	32	126	158	260	178-2	51	111	11	713	9.3
01-02	82-54	2355	348	823	.423	207	234	.885	35	191	226	450	169-1	66	138	17	1027	12.5
TOTAL	159-87	4145	596	1410	.423	351	405	.867	67	317	384	710	347-3	117	249	28	1740	10.9

Three-point FG: 00-01, 73-194 (.376); 01-02, 124-315 (.394). Total, 197-509 (.387)

Playoffs

YEAR	G-GS	MIN	FG	FGA	PCT	FT	FTA	PCT	OR	DR	TOT	A	PF-D	STL	TO	BLK	PTS	AVG
00-01	3-0	26	1	6	.167	1	1	1.000	1	4	5	2	5-0	0	1	0	3	1.0
01-02	3-3	134	23	51	.451	14	20	.700	1	14	15	17	14-1	3	9	1	66	22.0
TOTAL	6-3	160	24	57	.421	15	21	.714	2	18	20	19	19-1	3	10	1	69	11.5

Three-point FG: 00-01, 0-1 (.000); 01-02, 6-15 (.400). Total, 6-16 (.375)

### BLANKS, LANCE

COLLEGE: TEXAS '90

NO: 21

POS: G

HT: 6-4

BIRTHDATE: SEPT. 9, 1966

ACQUIRED: From Detroit with Brad Sellers and a future second-round pick for Gerald Glass and Mark Randall on Nov. 15, 1992.

DEPARTED: Released on July 7, 1993.

YEAR	G-GS	MIN	FG	FGA	PCT	FT	FTA	PCT	OR	DR	TOT	A	PF-D	STL	TO	BLK	PTS	AVG
92-93	61-2	642	65	150	.433	20	32	.625	18	50	68	72	61-1	16	31	5	161	2.6

Three-point FG: 11-43 (.256)

### BLOUNT, MARK

COLLEGE: PITTSBURGH '97

NO: 30

POS: C

HT: 7-0

BIRTHDATE: NOV. 30, 1975

ACQUIRED: From Boston with Marcus Banks, Ricky Davis, Justin Reed and two future second-round picks for Wally Szczerbiak, Michael Olowokandi, Dwayne Jones and a future first-round pick on Jan. 26, 2006.

DEPARTED: Traded to Miami along with Ricky Davis in exchange for Antoine Walker, Michael Doleac, Wayne Simien, a future first-round pick and cash considerations on Oct. 24, 2007.

YEAR	G-GS	MIN	FG	FGA	PCT	FT	FTA	PCT	OR	DR	TOT	A	PF-D	STL	TO	BLK	PTS	AVG
05-06	42-30	1157	179	354	.506	71	95	.747	60	143	203	33	147-3	25	74	40	429	10.2
06-07	82-81	2544	427	839	.509	147	195	.754	136	369	505	67	239-2	43	159	58	1010	12.3
TOTAL	124-111	3701	606	1193	.508	218	290	.752	196	512	708	100	386-5	68	233	98	1439	11.6

Three-point FG: 06-07, 9-31 (.290)

### BOOTH, CALVIN

COLLEGE: PENN STATE '99

NO: 52

POS: C

HT: 6-11

BIRTHDATE: MAY 7, 1976

ACQUIRED: From Philadelphia with Rodney Carney and a future first-round pick for a conditional second-round pick on July 9, 2008.

DEPARTED: Traded to Sacramento with Rashad McCants for Bobby Brown and Shelden Williams on Feb. 19, 2009.

YEAR	G-GS	MIN	FG	FGA	PCT	FT	FTA	PCT	OR	DR	TOT	A	PF-D	STL	TO	BLK	PTS	AVG
08-09	1-0	1	0	0	---	0	0	---	1	0	1	0	0-0	0	0	0	0	0.0

### BRAGG, MARQUES

COLLEGE: PROVIDENCE '92

NO: 33

POS: F

HT: 6-8

BIRTHDATE: MARCH 24, 1970

ACQUIRED: Signed as a free agent on Oct. 6, 1995.

DEPARTED: Unrestricted free agent on July 11, 1996.

YEAR	G-GS	MIN	FG	FGA	PCT	FT	FTA	PCT	OR	DR	TOT	A	PF-D	STL	TO	BLK	PTS	AVG
95-96	53-0	369	54	120	.450	23	41	.561	38	41	79	8	71-0	17	26	8	131	2.5

### BRANCH, ADRIAN

COLLEGE: MARYLAND '85

NO: 1

POS: G/F

HT: 6-7

BIRTHDATE: NOV. 17, 1963

ACQUIRED: Signed as a free agent on Oct. 20, 1989.

DEPARTED: Released on Dec. 23, 1989.

YEAR	G-GS	MIN	FG	FGA	PCT	FT	FTA	PCT	OR	DR	TOT	A	PF-D	STL	TO	BLK	PTS	AVG
89-90	11-0	91	25	61	.410	14	22	.636	8	12	20	4	14-0	6	8	0	65	5.9

Three-point FG: 1-1 (1.000)



## FORMER PLAYER STATS

### BRANDON, TERRELL

COLLEGE: OREGON '91

NO: 7

POS: G

HT: 5-11

BIRTHDATE: MAY 20, 1970

ACQUIRED: From Milwaukee with Brian Evans (from New Jersey) in a three-team trade for Stephon Marbury, Chris Carr, Bill Curley (to New Jersey) and Paul Grant (to Milwaukee) on March 11, 1999.

DEPARTED: Traded to Atlanta with Marc Jackson (to Philadelphia) in a four-team trade for Latrell Sprewell (from New York) on July 23, 2003.

YEAR	G-GS	MIN	FG	FGA	PCT	FT	FTA	PCT	OR	DR	TOT	A	PF-D	STL	TO	BLK	PTS	AVG
98-99	21-20	712	127	299	.425	39	47	.837	16	65	81	205	57-0	39	38	7	298	14.2
99-00	71-71	2587	486	1042	.466	187	208	.899	44	194	238	629	158-1	134	184	30	1212	17.1
00-01	78-78	2821	511	1134	.451	195	224	.871	60	238	298	583	138-1	161	155	21	1250	16.0
01-02	32-28	962	155	365	.425	83	84	.988	17	76	93	264	49-1	52	43	6	397	12.4
02-03																		
TOTAL	202-197	7082	1279	2840	.457	504	563	.895	137	573	710	1681	402-3	386	420	64	3157	15.6

Three-point FG: 98-99, 5-19 (.263); 00-01, 73-194 (.376); 99-00, 53-132 (.402); 00-01, 33-91 (.363); 01-02, 4-23 (.174). Total, 168-459 (.366)

Playoffs

YEAR	G-GS	MIN	FG	FGA	PCT	FT	FTA	PCT	OR	DR	TOT	A	PF-D	STL	TO	BLK	PTS	AVG
98-99	4-4	161	31	69	.449	12	13	.923	2	28	30	28	11-0	9	14	2	77	19.3
99-00	4-4	162	32	63	.508	10	11	.909	4	23	23	34	11-0	3	8	0	78	19.5
00-01	4-4	153	27	62	.435	3	3	1.000	2	15	17	25	10-0	4	8	2	61	15.3
TOTAL	12-12	476	90	194	.464	25	27	.926	8	62	70	87	32-0	16	30	4	216	18.0

Three-point FG: 98-99, 3-5 (.600); 99-00, 4-11 (.364); 00-01, 4-9 (.444). Total, 11-25 (.440)

### BREWER, COREY

COLLEGE: FLORIDA '07

NO: 22/13

POS: G/F

HT: 6-9

BIRTHDATE: MAR. 5, 1986

ACQUIRED: 2007 NBA Draft (1st round/7th overall); Signed as a free agent on July 12, 2013.

DEPARTED: Traded to New York in a three-team trade with Eddy Curry, Anthony Randolph (both from New York) and a second-round draft pick from Denver on Feb. 22, 2011; Traded to Houston in a three-team trade for Troy Daniels and two second-round picks.

YEAR	G-GS	MIN	FG	FGA	PCT	FT	FTA	PCT	OR	DR	TOT	A	PF-D	STL	TO	BLK	PTS	AVG
07-08	79-35	1803	182	486	.374	88	110	.800	82	210	292	111	188-2	76	89	25	459	5.8
08-09	15-8	307	37	90	.411	14	19	.737	18	31	49	25	37-0	15	13	3	93	6.2
09-10	82-82	2482	409	949	.431	166	256	.648	70	209	279	193	224-4	117	164	29	1066	13.0
10-11	56-22	1362	168	437	.384	121	171	.708	45	107	152	77	134-1	89	77	14	483	8.6
13-14	81-81	2609	388	807	.481	163	227	.718	63	144	207	135	210-1	151	105	30	998	12.3
14-15	24-16	680	94	225	.418	55	78	.705	32	62	94	78	62-0	54	50	4	251	10.5
TOTAL	337-244	9243	1278	2994	.427	607	861	.705	310	763	1073	619	855-8	502	498	105	3350	9.9

Three-point FG: 07-08, 7-36 (.194); 08-09, 5-12 (.417); 09-10, 82-237 (.346); 10-11, 26-99 (.263); 13-14, 59-211 (.280); 14-15, 8-41 (.195). Total, 187-636 (.294).

### BREUER, RANDY

COLLEGE: MINNESOTA '83

NO: 45

POS: C

HT: 7-3

BIRTHDATE: OCT. 11, 1960

ACQUIRED: From Milwaukee for Brad Lohaus and a conditional one-time exchange of second-round picks in 1991 or 1992 on Jan. 4, 1990.

DEPARTED: Unrestricted free agent on July 1, 1992.

YEAR	G-GS	MIN	FG	FGA	PCT	FT	FTA	PCT	OR	DR	TOT	A	PF-D	STL	TO	BLK	PTS	AVG
89-90	51-47	1325	212	510	.416	94	142	.662	111	179	290	84	133-2	33	68	75	518	10.2
90-91	73-44	1505	197	435	.453	35	79	.443	114	231	345	73	132-1	35	69	80	429	5.9
91-92	67-25	1176	161	344	.468	41	77	.532	98	183	281	89	117-0	27	41	99	363	5.4
TOTAL	191-116	4006	570	1289	.442	170	298	.570	323	593	916	246	382-3	95	178	254	1310	6.9

Three-point FG: 89-90, 0-1 (.000); 91-92, 0-1 (.000). Total, 0-2 (.000)

### BROOKS, SCOTT

COLLEGE: UC IRVINE '87

NO: 1

POS: G

HT: 5-11

BIRTHDATE: JULY 31, 1965

ACQUIRED: From Philadelphia for a 1990 second-round draft pick on June 26, 1990.

DEPARTED: Traded to Houston for future considerations on Sept. 25, 1992.

YEAR	G-GS	MIN	FG	FGA	PCT	FT	FTA	PCT	OR	DR	TOT	A	PF-D	STL	TO	BLK	PTS	AVG
90-91	80-0	980	159	370	.430	61	72	.847	28	44	72	204	122-1	53	51	5	424	5.3
91-92	82-0	1082	167	374	.447	51	63	.810	27	72	99	205	82-0	66	51	7	417	5.1
TOTAL	162-0	2062	326	744	.438	112	135	.830	55	116	171	409	204-1	119	102	12	841	5.2

Three-point FG: 90-91, 45-135 (.333); 91-92, 32-90 (.356). Total, 77-225 (.342)

### BROWN, BOBBY

COLLEGE: CAL STATE-FULLERTON '07

NO: 1

POS: G

HT: 6-2

BIRTHDATE: SEPT. 24, 1984

ACQUIRED: From Sacramento with Sheldon Williams for Calvin Booth and Rashad McCants on Feb. 19, 2009.

DEPARTED: To New Orleans with Darius Songaila for Antonio Daniels on Sept. 9, 2009.

YEAR	G-GS	MIN	FG	FGA	PCT	FT	FTA	PCT	OR	DR	TOT	A	PF-D	STL	TO	BLK	PTS	AVG
08-09	21-1	256	47	113	.416	8	9	.889	6	10	16	30	21-0	6	16	2	116	5.5

Three-point FG: 08-09, 14-36 (.389)

### BROWN, MIKE

COLLEGE: GEORGE WASHINGTON '85

NO: 40

POS: C

HT: 6-10

BIRTHDATE: JULY 19, 1963

ACQUIRED: From Utah for Felton Spencer on June 30, 1993.

DEPARTED: Unrestricted free agent on July 1, 1995.

YEAR	G-GS	MIN	FG	FGA	PCT	FT	FTA	PCT	OR	DR	TOT	A	PF-D	STL	TO	BLK	PTS	AVG
93-94	82-40	1921	111	260	.427	77	118	.653	119	328	447	72	218-4	51	75	29	299	3.6
94-95	27-0	213	10	40	.250	15	27	.556	9	36	45	10	35-0	7	16	0	35	1.3
TOTAL	109-40	2134	121	300	.403	89	145	.614	128	364	492	82	253-4	58	91	29	334	3.1

Three-point FG: 93-94, 0-2 (.000); 94-95, 0-1 (.000). Total, 0-3 (.000)





## FORMER PLAYER STATS

<b>BROWN, MYRON</b>			COLLEGE: SLIPPERY ROCK '91				NO: 34		POS: G		HT: 6-3		BIRTHDATE: NOV. 3, 1969					
ACQUIRED: 1991 NBA Draft (2nd Round/34th overall).																		
DEPARTED: Released on Dec. 18, 1991.																		
YEAR	G-GS	MIN	FG	FGA	PCT	FT	FTA	PCT	OR	DR	TOT	A	PF-D	STL	TO	BLK	PTS	AVG
91-92	4-0	23	4	6	.667	0	0	.000	0	3	3	6	2-0	1	4	0	9	2.3
Three-point FG: 1-3 (.333)																		

<b>BUCKNER, GREG</b>			<b>COLLEGE: CLEMSON '98</b>			<b>NO: 7</b>		<b>POS: G</b>		<b>HT: 6-4</b>		<b>BIRTHDATE: SEPT. 16, 1976</b>						
<b>ACQUIRED:</b> From Dallas for Trenton Hassell on Sept. 28, 2007.																		
<b>DEPARTED:</b> Traded to Memphis with Marko Jaric, Antoine Walker and the draft rights to O.J. Mayo for Brian Cardinal, Jason Collins, Mike Miller and the draft rights to Kevin Love on June 26, 2008.																		
<b>YEAR</b>	<b>G-GS</b>	<b>MIN</b>	<b>FG</b>	<b>FGA</b>	<b>PCT</b>	<b>FT</b>	<b>FTA</b>	<b>PCT</b>	<b>OR</b>	<b>DR</b>	<b>TOT</b>	<b>A</b>	<b>PF-D</b>	<b>STL</b>	<b>TO</b>	<b>BLK</b>	<b>PTS</b>	<b>AVG</b>
07-08	31-4	520	45	117	.385	19	22	.864	10	55	65	39	63-0	21	29	2	124	4.0
Three-point FG: 15-50 (.300)																		

BUDINGER, CHASE			COLLEGE: ARIZONA '09				NO: 10		POS: G/F		HT: 6-7		BIRTHDATE: MAY 22, 1988					
ACQUIRED: Signed as a free agnet on July 12, 2013.																		
DEPARTED: Traded to Indiana for Damjan Rudez on July 11, 2015.																		
YEAR	G-GS	MIN	FG	FGA	PCT	FT	FTA	PCT	OR	DR	TOT	A	PF-D	STL	TO	BLK	PTS	AVG
12-13	23-1	508	79	191	.414	32	42	.762	15	56	71	25	29-0	14	23	7	216	9.4
13-14	41-8	751	100	254	.394	32	39	.821	19	84	103	31	58-0	19	24	2	274	6.7
14-15	67-4	1286	169	390	.433	67	81	.827	33	165	198	64	72-0	44	49	10	457	6.8
Three-point FG: 12-13, 26-81 (.321); 13-14, 42-120 (.350); 14-15, 52-143 (.364). Total, 120-344 (.349).																		

<b>CAMPBELL, TONY</b>			COLLEGE: OHIO STATE '84			NO: 19		POS: G		HT: 6-7		BIRTHDATE: MAY 7, 1962						
ACQUIRED: Signed as a free agent on Sept. 13, 1989.																		
DEPARTED: Traded to New York for future considerations on Sept. 14, 1992.																		
YEAR	G-GS	MIN	FG	FGA	PCT	FT	FTA	PCT	OR	DR	TOT	A	PF-D	STL	TO	BLK	PTS	AVG
89-90	82-81	3164	723	1581	.457	448	569	.787	209	242	451	213	260-7	111	251	31	1903	23.2
90-91	77-71	2893	652	1502	.434	358	446	.803	161	185	346	214	204-0	121	190	48	1678	21.8
91-92	78-41	2441	527	1137	.464	240	299	.803	141	145	286	229	206-1	84	165	31	1307	16.8
TOTAL	237-193	8498	1902	4220	.451	1046	1314	.796	511	572	1083	656	670-8	316	606	110	4888	20.6
Three-point FG: 89-90, 9-54 (.167); 90-91, 16-61 (.262); 91-92, 13-37 (.351). Total, 38-152 (.250)																		

CARDINAL, BRIAN

COLLEGE: PURDUE '00

NO: 14

POS: F

HT: 6-8

BIRTHDATE: MAY 2, 1977

ACQUIRED: From Memphis with Jason Collins, Mike Miller and the draft rights to Kevin Love for Greg Buckner, Marko Jaric, Antoine Walker and the draft rights to O.J. Mayo on June 26, 2008 ; Signed as a free agent on Mar. 23, 2010.

DEPARTED: Traded to New York for Darko Milicic on Feb. 17, 2010 ; Unrestricted free agent on July 1, 2010.

YEAR	G-GS	MIN	FG	FGA	PCT	FT	FTA	PCT	OR	DR	TOT	A	PF-D	STL	TO	BLK	PTS	AVG
08-09	64-4	909	65	169	.385	30	35	.857	39	103	142	76	135-0	37	48	13	190	3.0
09-10	29-0	267	14	36	.389	17	18	.944	7	22	29	24	56-1	9	7	3	48	1.7
TOTAL	93-4	1176	79	205	.385	47	53	.887	46	125	171	100	191-1	46	55	16	238	2.6

Three-point FG: 08-09, 30-92 (.326); 09-10, 3-9 (.333). Total, 33-101 (.327)

<b>CARNEY, RODNEY</b>			COLLEGE: MEMPHIS '06				NO: 10		POS: F		HT: 6-7		BIRTHDATE: APRIL 5, 1984					
ACQUIRED: From Philadelphia with Calvin Booth and a future first-round pick for a conditional second-round pick on July 9, 2008.																		
DEPARTED: Unrestricted free agent on July 1, 2009.																		
YEAR	G-GS	MIN	FG	FGA	PCT	FT	FTA	PCT	OR	DR	TOT	A	PF-D	STL	TO	BLK	PTS	AVG
08-09	67-6	1199	176	423	.416	50	66	.758	36	90	126	26	94-0	45	43	29	481	7.2
Three-Point FG: 79-226 (.350)																		

CARR, CHRIS

COLLEGE: SOUTHERN ILLINOIS '95

NO: 43

POS: G

HT: 6-6

BIRTHDATE: MARCH 12, 1974

ACQUIRED: Signed as a free agent on July 19, 1996.

DEPARTED: Traded to New Jersey in a three-team trade with Stephon Marbury and Bill Curley and Paul Grant (to Milwaukee) for Terrell Brandon and Brian Evans on March 11, 1999.

YEAR	G-GS	MIN	FG	FGA	PCT	FT	FTA	PCT	OR	DR	TOT	A	PF-D	STL	TO	BLK	PTS	AVG
96-97	55-10	830	125	271	.461	56	73	.767	31	82	113	48	93-0	24	40	10	337	6.1
97-98	51-40	1165	190	452	.420	84	99	.848	43	112	155	85	129-1	17	37	11	504	9.9
98-99	11-2	81	9	26	.346	2	4	.500	0	12	12	7	9-0	1	4	1	23	2.1
TOTAL	117-52	2076	324	749	.433	142	176	.807	74	206	280	140	231-1	42	81	22	864	7.4

Three-point FG: 96-97, 31-88 (.352); 97-98, 40-127 (.315); 98-99, 3-9 (.333). Total, 74-224 (.330)

Playoffs																		
YEAR	G-GS	MIN	FG	FGA	PCT	FT	FTA	PCT	OR	DR	TOT	A	PF-D	STL	TO	BLK	PTS	AVG
96-97	1-0	8	0	2	.000	0	0	----	0	2	2	1	6-0	2	1	0	0	0.0

CARTER, ANTHONY

COLLEGE: HAWAII '98

NO: 7

POS: G

HT: 6-2

BIRTHDATE: JUNE 16, 1975

ACQUIRED: Signed as a free agent on Oct. 4, 2004.

DEPARTED: Unrestricted free agent on July 1, 2006.

YEAR	G-GS	MIN	FG	FGA	PCT	FT	FTA	PCT	OR	DR	TOT	A	PF-D	STL	TO	BLK	PTS	AVG
04-05	66-12	742	72	177	.407	35	51	.686	12	57	69	161	88-2	35	62	18	181	2.7
05-06	45-8	589	53	137	.387	40	55	.727	9	53	62	101	71-0	24	40	9	150	3.3
TOTAL	111-20	1331	125	314	.398	75	106	.708	21	110	131	262	159-2	59	102	27	331	3.0

Three-point FG: 04-05, 2-17 (.118); 05-06, 4-15 (.267). Total, 6-32 (.188)



## FORMER PLAYER STATS

CASSELL, SAM			COLLEGE: FLORIDA STATE '93				NO: 19		POS: G		HT: 6-3		BIRTHDATE: NOV. 18, 1969					
ACQUIRED: From Milwaukee with Ervin Johnson for Joe Smith and Anthony Peeler on June 27, 2003.																		
DEPARTED: Traded to Los Angeles Clippers with a conditional first-round draft pick for Lionel Chalmers and Marko Jaric on Aug. 12, 2005.																		
YEAR	G-GS	MIN	FG	FGA	PCT	FT	FTA	PCT	OR	DR	TOT	A	PF-D	STL	TO	BLK	PTS	AVG
03-04	81-81	2838	620	1270	.488	289	331	.873	44	227	271	592	247-2	102	220	18	1603	19.8
04-05	59-38	1522	319	687	.464	134	155	.865	25	132	157	301	160-2	36	109	14	799	13.5
TOTAL	140-119	4360	939	1957	.480	423	486	.870	69	359	428	893	407-4	138	329	32	2402	17.2
Three-point FG: 03-04, 74-186 (.398); 04-05, 27-103 (.262). Total, 101-289 (.349)																		
Playoffs																		
YEAR	G-GS	MIN	FG	FGA	PCT	FT	FTA	PCT	OR	DR	TOT	A	PF-D	STL	TO	BLK	PTS	AVG
03-04	16-15	497	94	202	.465	52	61	.852	3	37	40	70	53-2	12	43	3	265	16.6
Three-point FG: 25-60 (.417)																		
COFFEY, RICHARD			COLLEGE: MINNESOTA '90				NO: 33		POS: F		HT: 6-6		BIRTHDATE: SEPT. 2, 1965					
ACQUIRED: Signed as a free agent on Oct. 7, 1990.																		
DEPARTED: Released on June 20, 1991.																		
YEAR	G-GS	MIN	FG	FGA	PCT	FT	FTA	PCT	OR	DR	TOT	A	PF-D	STL	TO	BLK	PTS	AVG
90-91	52-1	320	28	75	.373	12	22	.545	42	37	79	3	45-0	6	5	4	68	1.3
Three-point FG: 0-1 (.000)																		
COLLINS, JASON			COLLEGE: STANFORD '01				NO: 34		POS: C		HT: 7-0		BIRTHDATE: DEC. 2, 1978					
ACQUIRED: From Memphis with Brian Cardinal, Mike Miller and the draft rights to Kevin Love for Greg Buckner, Marko Jaric, Antoine Walker and the draft rights to O.J. Mayo on June 26, 2008.																		
DEPARTED: Unrestricted free agent on July 1, 2009.																		
YEAR	G-GS	MIN	FG	FGA	PCT	FT	FTA	PCT	OR	DR	TOT	A	PF-D	STL	TO	BLK	PTS	AVG
08-09	31-22	422	22	70	.314	13	28	.464	28	42	70	11	73-0	9	12	13	57	1.8
CONROY, WILL			COLLEGE: WASHINGTON '05				NO: 5		POS: G		HT: 6-2		BIRTHDATE: DEC. 8, 1982					
ACQUIRED: Signed as a free agent on Sept. 28, 2012.																		
DEPARTED: Waived on Nov. 15, 2012.																		
YEAR	G-GS	MIN	FG	FGA	PCT	FT	FTA	PCT	OR	DR	TOT	A	PF-D	STL	TO	BLK	PTS	AVG
12-13	4-0	20	0	9	.000	1	2	.500	1	0	1	0	1-0	0	0	0	0	0.0
CORBIN, TYRONE			COLLEGE: DEPAUL '85				NO: 23		POS: F		HT: 6-6		BIRTHDATE: DEC. 31, 1962					
ACQUIRED: Selected in Expansion Draft from Phoenix on June 15, 1989.																		
DEPARTED: Traded to Utah for Thurl Bailey and a 1992 second-round draft pick on Nov. 25, 1991.																		
YEAR	G-GS	MIN	FG	FGA	PCT	FT	FTA	PCT	OR	DR	TOT	A	PF-D	STL	TO	BLK	PTS	AVG
89-90	82-80	3011	521	1083	.481	161	209	.770	219	385	604	216	288-5	175	143	41	1203	14.7
90-91	82-82	3196	587	1311	.448	296	371	.798	185	404	589	347	257-3	162	209	53	1472	18.0
91-92	11-8	344	57	142	.401	44	53	.830	24	45	69	33	31-0	12	26	6	158	14.4
TOTAL	175-170	6551	1165	2536	.459	501	633	.791	428	834	1262	596	576-8	349	352	100	2833	16.2
Three-point FG: 89-90, 0-11 (.000); 90-91, 2-10 (.200); 91-92, 0-1 (.000). Total, 2-22 (.091)																		
CURLEY, BILL			COLLEGE: BOSTON COLLEGE '94				NO: 15		POS: F		HT: 6-9		BIRTHDATE: MAY 29, 1972					
ACQUIRED: From Portland with James Robinson and a first-round draft pick in 1997 or 1998 for Isaiah Rider on July 23, 1996; Signed as a free agent on March 17, 1999.																		
DEPARTED: Traded to New Jersey in a three-team trade with Stephon Marbury and Chris Carr and Paul Grant (to Milwaukee) for Terrell Brandon and Brian Evans from Milwaukee on March 11, 1999; Unrestricted free agent on July 1, 1999.																		
YEAR	G-GS	MIN	FG	FGA	PCT	FT	FTA	PCT	OR	DR	TOT	A	PF-D	STL	TO	BLK	PTS	AVG
96-97																		
			Did not play - injured															
97-98	11-1	146	16	33	.485	2	3	.667	11	17	28	4	28-1	3	3	1	34	3.1
98-99	35-2	372	29	72	.403	19	22	.864	20	31	51	14	83-1	17	10	19	78	2.2
TOTAL	46-3	518	45	105	.429	21	25	.840	31	48	79	18	111-2	20	13	20	112	2.4
Three-point FG: 97-98, 0-1 (.000); 98-99, 1-5 (.200). Total, 1-6 (.167)																		
Playoffs																		
YEAR	G-GS	MIN	FG	FGA	PCT	FT	FTA	PCT	OR	DR	TOT	A	PF-D	STL	TO	BLK	PTS	AVG
97-98	2-0	7	0	0	----	0	0	----	0	0	0	0	0-0	0	0	0	0	0.0
CUNNINGHAM, DANTE			COLLEGE: VILLANOVA '09				NO: 33		POS: F		HT: 6-8		BIRTHDATE: APR. 22, 1987					
ACQUIRED: From Memphis for Wayne Ellington on July 24, 2012.																		
DEPARTED: Unrestricted free agent on July 1, 2014.																		
YEAR	G-GS	MIN	FG	FGA	PCT	FT	FTA	PCT	OR	DR	TOT	A	PF-D	STL	TO	BLK	PTS	AVG
12-13	80-9	2010	314	671	.468	67	103	.650	142	266	408	67	153-0	84	56	38	695	8.7
13-14	81-7	1635	236	509	.464	38	67	.567	112	218	330	83	146-0	62	42	58	510	6.3
TOTAL	161-16	3645	550	1180	.466	105	170	.618	254	484	738	150	299-0	146	98	96	1205	7.5
Three-point FG: 12-13, 0-6 (.000); 13-14, 0-5 (.000). Total, 0-11 (.000)																		
DANIELS, TROY			COLLEGE: VCU '13				NO: 30		POS: G		HT: 6-4		BIRTHDATE: JULY 15, 1991					
ACQUIRED: From Houston in a three-team with two second round picks for Corey Brewer and Ronny Turiaf (to Philadelphia) on Dec. 19, 2014.																		
DEPARTED: To Charlotte with Mo Williams for Gary Neal and a second-round draft pick on Feb. 10, 2015.																		
YEAR	G-GS	MIN	FG	FGA	PCT	FT	FTA	PCT	OR	DR	TOT	A	PF-D	STL	TO	BLK	PTS	AVG
14-15	19-0	154	19	59	.322	2	2	1.000	6	13	19	13	14-0	3	8	0	53	2.8
Three-point FG: 14-15, 13-39 (.333).																		



## FORMER PLAYER STATS

DAVIS, BRIAN			COLLEGE: DUKE '92			NO: 23			POS: G/F			HT: 6-7			BIRTHDATE: JUNE 21, 1970				
ACQUIRED: Signed as a free agent on Aug. 2, 1993.																			
DEPARTED: Unrestricted free agent on July 1, 1994.																			
YEAR	G-GS	MIN	FG	FGA	PCT	FT	FTA	PCT	OR	DR	TOT	A	PF-D	STL	TO	BLK	PTS	AVG	
93-94	68-3	374	40	126	.317	50	68	.735	21	34	55	22	34-0	16	19	4	131	1.9	
Three-point FG: 1-3 (.333)																			
DAVIS, MARK			COLLEGE: TEXAS TECH '95			NO: 7			POS: G/F			HT: 6-6			BIRTHDATE: APRIL 26, 1973				
ACQUIRED: 1995 NBA Draft (2nd Round/48th overall).																			
DEPARTED: Unrestricted free agent on July 11, 1996.																			
YEAR	G-GS	MIN	FG	FGA	PCT	FT	FTA	PCT	OR	DR	TOT	A	PF-D	STL	TO	BLK	PTS	AVG	
95-96	57-0	571	55	149	.369	74	116	.638	56	69	125	47	92-1	40	68	22	188	3.3	
Three-point FG: 4-13 (.308)																			
DAVIS, RICKY			COLLEGE: IOWA '98			NO: 31			POS: G			HT: 6-7			BIRTHDATE: SEPT. 23, 1979				
ACQUIRED: From Boston with Marcus Banks, Mark Blount, Justin Reed and two future second-round picks for Wally Szczerbiak, Michael Olowokandi, Dwayne Jones and a future first-round pick on Jan. 26, 2006.																			
DEPARTED: Traded to Miami along with Mark Blount in exchange for Antoine Walker, Michael Doleac, Wayne Simien, a future first-round pick and cash considerations on Oct. 24, 2007.																			
YEAR	G-GS	MIN	FG	FGA	PCT	FT	FTA	PCT	OR	DR	TOT	A	PF-D	STL	TO	BLK	PTS	AVG	
05-06	36-36	1460	255	595	.429	146	181	.807	25	139	164	173	99-1	42	98	8	689	19.1	
06-07	81-81	3022	506	1089	.465	239	285	.839	54	261	315	385	189-1	80	210	23	1374	17.0	
Three-point FG: 05-06, 33-117 (.282); 06-07, 123-310 (.397). Total, 156-427 (.365)																			
DAY, TODD			COLLEGE: ARKANSAS '92			NO: 11			POS: G/F			HT: 6-7			BIRTHDATE: JAN. 7, 1970				
ACQUIRED: Signed as a free agent on Oct. 3, 2000.																			
DEPARTED: Released on Feb. 27, 2001.																			
YEAR	G-GS	MIN	FG	FGA	PCT	FT	FTA	PCT	OR	DR	TOT	A	PF-D	STL	TO	BLK	PTS	AVG	
00-01	31-0	345	44	118	.373	18	23	.783	10	27	37	28	52-0	10	24	7	132	4.3	
Three-point FG: 26-69 (.377)																			
DOLEAC, MICHAEL			COLLEGE: UTAH '98			NO: 51			POS: C			HT: 6-11			BIRTHDATE: JUNE 15, 1977				
ACQUIRED: From Miami with Antoine Walker, Wayne Simien, a future first-round draft pick and cash considerations for Mark Blount and Ricky Davis on Oct. 24, 2007.																			
DEPARTED: Unrestricted free agent on July. 1, 2008.																			
YEAR	G-GS	MIN	FG	FGA	PCT	FT	FTA	PCT	OR	DR	TOT	A	PF-D	STL	TO	BLK	PTS	AVG	
07-08	24-8	257	28	63	.444	1	2	.500	16	33	49	7	44-0	10	12	10	57	2.4	
DURHAM, PAT			COLLEGE: COLORADO STATE '89			NO: 30			POS: G/F			HT: 6-7			BIRTHDATE: MARCH 10, 1967				
ACQUIRED: Signed as a free agent on Nov. 24, 1994.																			
DEPARTED: Unrestricted free agent on July 1, 1995.																			
YEAR	G-GS	MIN	FG	FGA	PCT	FT	FTA	PCT	OR	DR	TOT	A	PF-D	STL	TO	BLK	PTS	AVG	
94-95	59-2	852	117	237	.494	63	96	.656	37	57	94	53	114-0	36	45	32	302	5.3	
Three-point FG: 5-26 (.192)																			
DUPREE, RONALD			COLLEGE: LOUISIANA STATE '03			NO: 12			POS: F			HT: 6-7			BIRTHDATE: JAN. 26, 1981				
ACQUIRED: From Detroit for a future second-round pick on Oct. 31, 2005.																			
DEPARTED: Unrestricted free agent on July 1, 2006.																			
YEAR	G-GS	MIN	FG	FGA	PCT	FT	FTA	PCT	OR	DR	TOT	A	PF-D	STL	TO	BLK	PTS	AVG	
05-06	36-0	265	33	63	.524	14	41	.341	21	28	49	14	44-1	12	14	0	80	2.2	
Three-point FG: 0-1 (.000)																			
EBI, NDUDI			HIGH SCHOOL: WESTBURY CHRISTIAN			NO: 44			POS: F			HT: 6-9			BIRTHDATE: JUNE 18, 1984				
ACQUIRED: 2003 NBA Draft (1st Round/26th overall).																			
DEPARTED: Released on Oct. 31, 2005.																			
YEAR	G-GS	MIN	FG	FGA	PCT	FT	FTA	PCT	OR	DR	TOT	A	PF-D	STL	TO	BLK	PTS	AVG	
03-04	17-0	32	6	14	.429	1	4	.250	2	1	3	3	6-0	0	3	4	13	0.8	
04-05	2-0	54	11	21	.524	5	9	.556	6	10	16	1	7-0	1	3	1	27	13.5	
TOTAL	19-0	86	17	35	.486	6	13	.462	8	11	19	4	13-0	1	6	5	40	2.1	
Three-point FG: 04-05, 0-1 (.000). Total, 0-1 (.000)																			
EISLEY, HOWARD			COLLEGE: BOSTON COLLEGE '94			NO: 10			POS: G			HT: 6-3			BIRTHDATE: DEC. 4, 1972				
ACQUIRED: 1994 NBA Draft (2nd Round/30th overall).																			
DEPARTED: Released on Feb. 13, 1995.																			
YEAR	G-GS	MIN	FG	FGA	PCT	FT	FTA	PCT	OR	DR	TOT	A	PF-D	STL	TO	BLK	PTS	AVG	
94-95	34-4	496	37	105	.352	31	40	.775	10	32	42	77	78-0	18	42	5	113	3.3	
Three-point FG: 8-32 (.250)																			





## FORMER PLAYER STATS

### ELLINGTON, WAYNE

COLLEGE: NORTH CAROLINA '09

NO: 22

POS: G

HT: 6-4

BIRTHDATE: NOV. 29, 1987

ACQUIRED: 2009 NBA Draft.

DEPARTED: Traded to the Memphis Grizzlies on July 24, 2012 in exchange for Dante Cunningham

YEAR	G-GS	MIN	FG	FGA	PCT	FT	FTA	PCT	OR	DR	TOT	A	PF-D	STL	TO	BLK	PTS	AVG
09-10	76-1	1384	190	448	.424	61	70	.871	33	126	159	74	72-1	20	74	5	505	6.6
10-11	62-8	1181	160	397	.403	42	53	.792	26	82	108	72	85-1	28	53	3	410	6.6
11-12	51-4	973	122	302	.404	32	40	.800	14	85	99	33	56-0	26	26	10	311	6.1
<b>TOTAL</b>	<b>189-13</b>	<b>3538</b>	<b>472</b>	<b>1147</b>	<b>.412</b>	<b>135</b>	<b>163</b>	<b>.828</b>	<b>73</b>	<b>293</b>	<b>366</b>	<b>179</b>	<b>213-2</b>	<b>74</b>	<b>153</b>	<b>18</b>	<b>1226</b>	<b>6.5</b>

Three-point FG: 09-10, 64-162 (.395); 10-11, 48-121 (.397); 11-12, 35-108 (.324). Total: 147-391 (.376)

### ELLIS, LAPHONSO

COLLEGE: NOTRE DAME '92

NO: 3

POS: F

HT: 6-8

BIRTHDATE: MAY 5, 1970

ACQUIRED: Signed as a free agent on Oct. 4, 2000.

DEPARTED: Unrestricted free agent on July 1, 2001.

YEAR	G-GS	MIN	FG	FGA	PCT	FT	FTA	PCT	OR	DR	TOT	A	PF-D	STL	TO	BLK	PTS	AVG
00-01	82-5	1948	298	642	.464	169	214	.790	199	295	494	93	290-7	67	108	74	772	9.4

Three-point FG: 7-22 (.318)

#### Playoffs

YEAR	G-GS	MIN	FG	FGA	PCT	FT	FTA	PCT	OR	DR	TOT	A	PF-D	STL	TO	BLK	PTS	AVG
00-01	4-0	77	9	23	.391	6	8	.750	7	7	14	0	13-0	1	5	3	24	6.0

Three-point FG: 0-1 (.000)

### EVANS, BRIAN

COLLEGE: INDIANA '92

NO: 11

POS: F

HT: 6-8

BIRTHDATE: SEPT. 13, 1973

ACQUIRED: From New Jersey with Terrell Brandon (from Milwaukee) in a three-team trade for Stephon Marbury, Chris Carr, Bill Curley (to New Jersey) and Paul Grant (to Milwaukee) on March 11, 1999.

DEPARTED: Released on March 26, 1999.

YEAR	G-GS	MIN	FG	FGA	PCT	FT	FTA	PCT	OR	DR	TOT	A	PF-D	STL	TO	BLK	PTS	AVG
98-99	5-0	24	2	10	.200	0	0	---	2	0	2	1	1-0	2	0	0	4	0.8

Three-point FG: 0-1 (.000)

### EVANS, MAURICE

COLLEGE: TEXAS '01

NO: 1

POS: G

HT: 6-5

BIRTHDATE: NOV. 8, 1978

ACQUIRED: Signed as a free agent on July 23, 2001.

DEPARTED: Released on Oct. 24, 2002.

YEAR	G-GS	MIN	FG	FGA	PCT	FT	FTA	PCT	OR	DR	TOT	A	PF-D	STL	TO	BLK	PTS	AVG
01-02	10-0	45	9	19	.474	3	4	.750	3	1	4	4	9-0	0	2	0	21	2.1

Three-point FG: 0-3 (.000)

### FLYNN, JONNY

COLLEGE: SYRACUSE '09

NO: 10

POS: G

HT: 6-0

BIRTHDATE: FEB. 6, 1989

ACQUIRED: 2009 NBA Draft (1st Round/6th overall).

DEPARTED: Traded to Houston with the draft rights to Donatas Motiejunas and a future second-round pick for Brad Miller, the draft rights to Nikola Mirotic and Chandler Parsons and a future first-round pick on June 24, 2011.

YEAR	G-GS	MIN	FG	FGA	PCT	FT	FTA	PCT	OR	DR	TOT	A	PF-D	STL	TO	BLK	PTS	AVG
09-10	81-81	2339	397	952	.417	223	270	.826	24	167	191	356	98-0	82	233	2	1094	13.5
10-11	53-8	983	108	296	.365	32	42	.762	12	65	77	182	58-0	34	113	3	279	5.3
<b>TOTAL</b>	<b>134-89</b>	<b>3322</b>	<b>505</b>	<b>1248</b>	<b>.405</b>	<b>255</b>	<b>312</b>	<b>.817</b>	<b>36</b>	<b>232</b>	<b>268</b>	<b>538</b>	<b>156-0</b>	<b>116</b>	<b>346</b>	<b>5</b>	<b>1373</b>	<b>10.2</b>

Three-point FG: 09-10, 77-215 (.346), 10-11, 31-100 (.310). Total, 108-315 (.343)

### FOSTER, GREG

COLLEGE: TEXAS-EL PASO '90

NO: 44

POS: F

HT: 6-11

BIRTHDATE: OCT. 3, 1968

ACQUIRED: Signed as a free agent on Dec. 16, 1994.

DEPARTED: Unrestricted free agent on July 1, 1995.

YEAR	G-GS	MIN	FG	FGA	PCT	FT	FTA	PCT	OR	DR	TOT	A	PF-D	STL	TO	BLK	PTS	AVG
94-95	61-0	845	109	232	.470	56	80	.700	67	138	205	23	129-0	13	54	20	281	4.6

Three-point FG: 7-23 (.304)

### FOYE, RANDY

COLLEGE: VILLANOVA '06

NO: 4

POS: G

HT: 6-4

BIRTHDATE: SEPT. 24, 1983

ACQUIRED: From Portland in exchange for the draft rights to Brandon Roy on June 28, 2006.

DEPARTED: Traded to Washington with Mike Miller for Olesiy Pechevov, Darius Songaila and Etan Thomas on June 24, 2009.

YEAR	G-GS	MIN	FG	FGA	PCT	FT	FTA	PCT	OR	DR	TOT	A	PF-D	STL	TO	BLK	PTS	AVG
06-07	82-12	1879	300	691	.434	164	192	.854	49	169	218	232	184-1	53	152	21	832	10.1
07-08	39-31	1259	198	462	.429	53	65	.815	13	115	128	164	102-1	36	79	3	510	13.1
08-09	70-61	2494	399	981	.407	230	272	.846	34	180	214	303	201-3	72	150	26	1139	16.3
<b>TOTAL</b>	<b>191-104</b>	<b>5632</b>	<b>897</b>	<b>2134</b>	<b>.420</b>	<b>447</b>	<b>529</b>	<b>.845</b>	<b>96</b>	<b>464</b>	<b>560</b>	<b>699</b>	<b>487-5</b>	<b>161</b>	<b>381</b>	<b>50</b>	<b>2481</b>	<b>13.0</b>

Three-point FG: 06-07, 68-185 (.368); 07-08, 61-148 (.412); 08-09, 111-308 (.360). Total, 240-641 (.374)

### FRAHM, RICHIE

COLLEGE: GONZAGA '00

NO: 24

POS: G

HT: 6-3

BIRTHDATE: AUG. 14, 1977

ACQUIRED: Signed as a free agent on Sept. 25, 2005.

DEPARTED: Released on March 16, 2006.

YEAR	G-GS	MIN	FG	FGA	PCT	FT	FTA	PCT	OR	DR	TOT	A	PF-D	STL	TO	BLK	PTS	AVG
05-06	25-0	225	24	65	.369	3	5	.600	3	20	23	15	22-0	3	4	2	66	2.6

Three-point FG: 15-48 (.313)



## FORMER PLAYER STATS

FRANK, TELLIS			COLLEGE: WESTERN KENTUCKY '87				NO: 32/30		POS: F		HT: 6-10		BIRTHDATE: APRIL 26, 1965					
ACQUIRED: Signed as a free agent on Oct. 4, 1991 ; Signed as a free agent on Aug. 30, 1993.																		
DEPARTED: Released on Nov. 29, 1991 ; Unrestricted free agent on July 1, 1994.																		
YEAR	G-GS	MIN	FG	FGA	PCT	FT	FTA	PCT	OR	DR	TOT	A	PF-D	STL	TO	BLK	PTS	AVG
91-92	10-0	140	18	33	.545	10	15	.667	8	18	26	8	24-0	5	5	4	46	4.6
93-94	67-11	959	67	167	.419	54	76	.711	83	157	240	57	163-1	35	49	35	188	2.8
TOTAL	77-11	1099	85	200	.425	64	91	.703	91	175	266	65	187-1	40	54	39	234	3.0
Three-point FG: 93-94, 0-2 (.000)																		

Three-point FG: 93-94, 0-2 (.000)

<b>GAINES, SUNDIATA</b>			<b>COLLEGE: GEORGIA '08</b>				<b>NO: 1</b>		<b>POS: G</b>		<b>HT: 6-1</b>		<b>BIRTHDATE: APRIL 18, 1986</b>					
<b>ACQUIRED:</b> Signed as a free agent on Nov. 12, 2010.																		
<b>DEPARTED:</b> Waived on Jan. 4, 2011.																		
<b>YEAR</b>	<b>G-GS</b>	<b>MIN</b>	<b>FG</b>	<b>FGA</b>	<b>PCT</b>	<b>FT</b>	<b>FTA</b>	<b>PCT</b>	<b>OR</b>	<b>DR</b>	<b>TOT</b>	<b>A</b>	<b>PF-D</b>	<b>STL</b>	<b>TO</b>	<b>BLK</b>	<b>PTS</b>	<b>AVG</b>
10-11	8-0	65	7	22	.318	5	10	.500	1	5	6	6	4-0	3	6	0	21	2.6
Three-point FG: 2-6 (.333)																		

Three-point FG: 2-6 (.333)

GARNETT, KEVIN			HIGH SCHOOL: FARRAGUT ACADEMY '95					NO: 21		POS: F		HT: 6-11		BIRTHDATE: MAY 19, 1976				
ACQUIRED: 1995 NBA Draft (1st Round/5th overall); From Brooklyn for Thaddeus Young on Feb. 19, 2015.																		
DEPARTED: Traded to Boston for Al Jefferson, Ryan Gomes, Gerald Green, Theo Ratliff, Sebastian Telfair and two first round picks in the 2009 NBA Draft on July 31, 2007; Announced his retirement on Sept. 23, 2016.																		
YEAR	G-GS	MIN	FG	FGA	PCT	FT	FTA	PCT	OR	DR	TOT	A	PF-D	STL	TO	BLK	PTS	AVG
95-96	80-43	2293	361	735	.491	105	149	.705	175	326	501	145	189-2	86	110	131	835	10.4
96-97	77-77	2995	549	1100	.499	205	272	.754	190	428	618	236	199-2	105	175	163	1309	17.0
97-98	82-82	3222	635	1293	.491	245	332	.738	222	564	786	348	224-1	139	192	150	1518	18.5
98-99	47-47	1780	414	900	.460	145	206	.704	166	323	489	202	152-5	78	135	83	977	20.8
99-00	81-81	3243	759	1526	.497	309	404	.765	223	733	956	401	205-1	120	268	126	1857	22.9
00-01	81-81	3202	704	1475	.477	357	467	.764	219	702	921	401	204-0	111	230	145	1784	22.0
01-02	81-81	3175	659	1401	.470	359	448	.801	243	738	981	422	184-0	96	229	126	1714	21.2
02-03	82-82	3321	743	1481	.502	377	502	.751	244	858	1102	495	199-0	113	229	129	1883	23.0
03-04	82-82	3231	804	1611	.499	368	465	.791	245	894	1139	409	202-1	120	212	178	1987	24.2
04-05	82-82	3121	683	1360	.502	445	549	.811	247	861	1108	466	207-0	121	222	112	1817	22.2
05-06	76-76	2957	626	1191	.526	396	489	.810	214	752	966	308	206-3	104	180	107	1656	21.8
06-07	76-76	2995	638	1341	.476	416	498	.835	183	792	975	313	184-2	89	205	126	1704	22.4
14-15	5-5	98	18	31	.581	2	4	.500	2	24	26	8	13-0	5	1	4	38	7.6
15-16	38-38	556	54	115	.470	14	21	.667	15	135	150	62	70-0	28	16	10	122	3.2
TOTALS	970-933	36189	7647	15560	.491	3743	4806	.779	2588	8130	10718	4216	3561-17	1315	2404	1590	19201	19.8
Three-point FG: 95-96, 8-28 (.286); 96-97, 6-21 (.286); 97-98, 3-16 (.188); 98-99, 4-14 (.286); 99-00, 30-81 (.370); 00-01, 19-66 (.288); 01-02, 37-116 (.319); 02-03, 20-71 (.282); 03-04, 11-43 (.256); 04-05, 6-25 (.240); 05-06, 8-30 (.267); 06-07, 12-56 (.214); 14-15, 0-1 (.000); 15-16, 0-1 (.000); Total, 164-569 (.288).																		

Three-point FG: 95-96, 8-28 (.286); 96-97, 6-21 (.286); 97-98, 3-16 (.188); 98-99, 4-14 (.286); 99-00, 30-81 (.370); 00-01, 19-66 (.288); 01-02, 37-116 (.319); 02-03, 20-71 (.282); 03-04, 11-43 (.256); 04-05, 6-25 (.240); 05-06, 8-30 (.267); 06-07, 12-56 (.214); 14-15, 0-1 (.000); 15-16, 0-1 (.000); Total, 164-569 (.288).

Playoffs

<b>YEAR</b>	<b>G-GS</b>	<b>MIN</b>	<b>FG</b>	<b>FGA</b>	<b>PCT</b>	<b>FT</b>	<b>FTA</b>	<b>PCT</b>	<b>OR</b>	<b>DR</b>	<b>TOT</b>	<b>A</b>	<b>PF-D</b>	<b>STL</b>	<b>TO</b>	<b>BLK</b>	<b>PTS</b>	<b>AVG</b>
96-97	3-3	125	24	51	.471	3	3	1.000	14	14	28	11	6-0	4	4	3	52	17.3
97-98	5-5	194	36	75	.480	7	9	.778	17	31	48	20	17-0	4	22	12	79	15.8
98-99	4-4	170	35	79	.443	17	23	.739	16	32	48	15	10-0	7	13	8	87	21.8
99-00	4-4	171	30	78	.385	13	16	.813	13	30	43	35	12-0	5	11	3	75	18.8
00-01	4-4	165	27	58	.466	30	36	.833	10	38	48	17	13-0	4	6	6	84	21.0
01-02	3-3	130	24	56	.429	23	32	.719	16	40	56	15	11-0	5	12	5	72	24.0
02-03	6-6	265	71	138	.514	17	28	.607	11	83	94	31	23-1	10	18	10	162	27.0
03-04	18-18	783	168	372	.452	97	125	.776	39	224	263	92	57-2	24	75	41	438	24.3
<b>TOTAL</b>	<b>47-47</b>	<b>2003</b>	<b>415</b>	<b>907</b>	<b>.458</b>	<b>207</b>	<b>272</b>	<b>.761</b>	<b>136</b>	<b>492</b>	<b>628</b>	<b>236</b>	<b>149-3</b>	<b>63</b>	<b>161</b>	<b>88</b>	<b>1049</b>	<b>22.3</b>

Three-point FG: 96-97, 1-1 (1.000); 97-98, 0-0; 98-99, 0-2 (.000); 99-00, 2-3 (.667); 00-01, 0-3 (.000); 01-02, 1-2 (.500); 02-03, 3-9 (.333); 03-04, 5-16 (.313); Total, 12-36 (.333).

<b>GARLAND, WINSTON</b>			<b>COLLEGE: SW MISSOURI STATE '87</b>				<b>NO: 22</b>		<b>POS: G</b>		<b>HT: 6-3</b>		<b>BIRTHDATE: DEC. 19, 1964</b>					
<b>ACQUIRED:</b> Signed as a free agent on Nov. 11, 1994.																		
<b>DEPARTED:</b> Unrestricted free agent on July 1, 1995.																		
<b>YEAR</b>	<b>G-GS</b>	<b>MIN</b>	<b>FG</b>	<b>FGA</b>	<b>PCT</b>	<b>FT</b>	<b>FTA</b>	<b>PCT</b>	<b>OR</b>	<b>DR</b>	<b>TOT</b>	<b>A</b>	<b>PF-D</b>	<b>STL</b>	<b>TO</b>	<b>BLK</b>	<b>PTS</b>	<b>AVG</b>
94-95	73-58	1931	170	410	.415	89	112	.795	48	120	168	318	184-1	71	105	13	448	6.1
Three-point FG: 19-75 (.253)																		

Three-point FG: 19-75 (.253)



## FORMER PLAYER STATS

### GARRETT, DEAN

COLLEGE: INDIANA '88

NO: 22

POS: C

HT: 6-11

BIRTHDATE: NOV. 27, 1966

ACQUIRED: From Denver with Bobby Jackson in a three-team trade that also included Toronto. Sent Micheal Williams, the rights to Zeljko Rebraca, and a future first round pick to the Raptors on Jan. 21, 1999.

DEPARTED: Traded to Golden State with a second-round pick in the 2007 NBA Draft for Marc Jackson on Feb. 21, 2002.

YEAR	G-GS	MIN	FG	FGA	PCT	FT	FTA	PCT	OR	DR	TOT	A	PF-D	STL	TO	BLK	PTS	AVG
96-97	68-47	1665	223	389	.573	96	138	.696	149	346	495	38	158-1	40	34	95	542	8.0
98-99	49-37	1054	116	231	.502	38	51	.745	99	158	257	28	113-0	30	29	45	270	5.5
99-00	56-23	604	48	108	.444	18	26	.692	41	99	140	19	94-1	8	21	40	114	2.0
00-01	70-21	831	75	156	.481	27	39	.692	65	152	217	24	93-0	26	25	49	177	2.5
01-02	29-0	152	14	40	.350	0	3	.000	13	34	47	4	26-0	5	7	9	28	1.0
<b>TOTAL</b>	<b>272-128</b>	<b>4306</b>	<b>476</b>	<b>924</b>	<b>.515</b>	<b>179</b>	<b>257</b>	<b>.696</b>	<b>367</b>	<b>789</b>	<b>1156</b>	<b>113</b>	<b>484-2</b>	<b>109</b>	<b>116</b>	<b>238</b>	<b>1131</b>	<b>4.2</b>

Playoffs

YEAR	G-GS	MIN	FG	FGA	PCT	FT	FTA	PCT	OR	DR	TOT	A	PF-D	STL	TO	BLK	PTS	AVG
96-97	3-3	118	15	29	.517	8	10	.800	19	16	35	4	11-0	2	1	3	38	12.7
98-99	4-3	92	10	18	.556	2	5	.400	9	7	16	5	16-1	2	2	3	22	5.5
99-00	3-0	16	1	2	.500	1	2	.500	1	1	2	0	2-0	0	0	1	3	1.0
00-01	3-2	41	4	12	.333	5	6	.833	2	7	9	0	6-0	1	0	1	13	4.3
<b>TOTAL</b>	<b>13-8</b>	<b>267</b>	<b>30</b>	<b>61</b>	<b>.492</b>	<b>16</b>	<b>23</b>	<b>.696</b>	<b>31</b>	<b>31</b>	<b>62</b>	<b>9</b>	<b>35-1</b>	<b>5</b>	<b>3</b>	<b>8</b>	<b>76</b>	<b>5.8</b>

### GARRICK, TOM

COLLEGE: RHODE ISLAND '88

NO: 22

POS: G

HT: 6-2

BIRTHDATE: JULY 7, 1966

ACQUIRED: Signed as a free agent on Dec. 16, 1991.

DEPARTED: Released on March 6, 1992.

YEAR	G-GS	MIN	FG	FGA	PCT	FT	FTA	PCT	OR	DR	TOT	A	PF-D	STL	TO	BLK	PTS	AVG
91-92	15-0	112	11	33	.333	6	8	.750	2	7	9	18	14-0	7	10	3	29	1.9

Three-point FG: 1-2 (.500)

### GELABALE, MICKAEEL

COLLEGE: FRANCE '05

NO: 15

POS: F

HT: 6-7

BIRTHDATE: MAY 22, 1983

ACQUIRED: Signed as a free agent on Jan. 19, 2013

DEPARTED: Waived on July 7, 2013.

YEAR	G-GS	MIN	FG	FGA	PCT	FT	FTA	PCT	OR	DR	TOT	A	PF-D	STL	TO	BLK	PTS	AVG
12-13	36-13	644	72	139	.518	21	24	.875	32	67	99	26	47	16	16	4	181	5.0

Three-point FG: 16-52 (.308)

### GILL, KENDALL

COLLEGE: ILLINOIS '90

NO: 9

POS: F/G

HT: 6-5

BIRTHDATE: MAY 25, 1968

ACQUIRED: Signed as a free agent on Sept. 25, 2002.

DEPARTED: Unrestricted free agent on July 1, 2003.

YEAR	G-GS	MIN	FG	FGA	PCT	FT	FTA	PCT	OR	DR	TOT	A	PF-D	STL	TO	BLK	PTS	AVG
02-03	82-34	2068	286	677	.422	123	161	.764	51	197	248	156	176-2	78	108	15	714	8.7

Three-point FG: 19-59 (.322)

Playoffs

YEAR	G-GS	MIN	FG	FGA	PCT	FT	FTA	PCT	OR	DR	TOT	A	PF-D	STL	TO	BLK	PTS	AVG
02-03	6-0	118	10	27	.370	9	14	.643	6	7	13	7	12-1	4	4	1	31	5.2

Three-point FG: 2-4 (.500)

### GLASS, GERALD

COLLEGE: MISSISSIPPI '90

NO: 22/4

POS: G/F

HT: 6-6

BIRTHDATE: NOV. 12, 1967

ACQUIRED: 1990 NBA Draft (1st Round/20th overall).

DEPARTED: Traded to Detroit with Mark Randall for Lance Blanks, Brad Sellers and a future second-round draft pick on Nov. 15, 1992.

YEAR	G-GS	MIN	FG	FGA	PCT	FT	FTA	PCT	OR	DR	TOT	A	PF-D	STL	TO	BLK	PTS	AVG
90-91	51-3	606	149	340	.438	52	76	.684	54	48	102	42	76-2	28	41	9	352	6.9
91-92	75-41	1822	383	871	.440	77	125	.616	107	153	260	175	171-0	66	103	30	859	11.5
92-93	4-0	71	8	27	.296	4	6	.667	1	2	3	9	6-0	3	5	0	20	5.0
<b>TOTAL</b>	<b>130-44</b>	<b>2499</b>	<b>540</b>	<b>1238</b>	<b>.436</b>	<b>133</b>	<b>207</b>	<b>.643</b>	<b>162</b>	<b>203</b>	<b>365</b>	<b>226</b>	<b>253-2</b>	<b>97</b>	<b>149</b>	<b>39</b>	<b>1231</b>	<b>9.5</b>

Three-point FG: 90-91, 2-17 (.118); 91-92, 16-54 (.296); 92-93, 0-2 (.000). Total, 18-73 (.247)

### GODFREAD, DAN

COLLEGE: EVANSVILLE '90

NO: 52

POS: F

HT: 6-10

BIRTHDATE: JUNE 14, 1967

ACQUIRED: Signed as a free agent on Dec. 29, 1990.

DEPARTED: Released on Oct. 28, 1991.

YEAR	G-GS	MIN	FG	FGA	PCT	FT	FTA	PCT	OR	DR	TOT	A	PF-D	STL	TO	BLK	PTS	AVG
90-91	10-0	20	5	12	.417	3	4	.750	0	2	2	0	5-0	1	0	4	13	1.3

Three-point FG: 0-1 (.000)

### GOLDWIRE, ANTHONY

COLLEGE: HOUSTON '94

NO: 5

POS: G

HT: 6-1

BIRTHDATE: SEPT. 6, 1971

ACQUIRED: Signed as a free agent on Jan. 7, 2004.

DEPARTED: Waived on Jan. 26, 2004.

YEAR	G-GS	MIN	FG	FGA	PCT	FT	FTA	PCT	OR	DR	TOT	A	PF-D	STL	TO	BLK	PTS	AVG
03-04	5-0	66	5	14	.357	1	1	1.000	1	5	6	10	5-0	3	2	0	13	2.6

Three-point FG: 2-6 (.333)





## FORMER PLAYER STATS

### GOMES, RYAN

COLLEGE: PROVIDENCE '05

NO: 8

POS: F

HT: 6-7

BIRTHDATE: SEPT. 1, 1982

ACQUIRED: From Boston with Gerald Green, Al Jefferson, Theo Ratliff, Sebastian Telfair and two future first-round picks for Kevin Garnett on July 31, 2007.

DEPARTED: Traded to Portland with the draft rights to Luke Babbitt for Martell Webster on June 24, 2010.

YEAR	G-GS	MIN	FG	FGA	PCT	FT	FTA	PCT	OR	DR	TOT	A	PF-D	STL	TO	BLK	PTS	AVG
07-08	82-74	2434	392	857	.457	190	229	.830	133	342	475	145	154-0	65	96	10	1033	12.6
08-09	82-76	2614	420	974	.431	146	181	.807	106	286	392	135	183-1	63	128	22	1092	13.3
09-10	76-64	2210	327	732	.447	104	126	.825	76	272	348	124	155-0	62	95	16	832	10.9
TOTAL	240-214	7258	1139	2563	.444	440	536	.821	315	900	1215	404	492-1	190	319	48	2957	12.3

Three-point FG: 07-08, 59-179 (.330); 08-09, 106-285 (.372); 09-10, 74-199 (.372). Total 239-663, (.360)

### GRANT, PAUL

COLLEGE: WISCONSIN '97

NO: 40

POS: C

HT: 7-0

BIRTHDATE: JAN. 6, 1974

ACQUIRED: 1997 NBA Draft (1st Round/20th overall).

DEPARTED: Traded to Milwaukee in a three-team trade with Stephon Marbury, Chris Carr and Bill Curley (to New Jersey) for Terrell Brandon and Brian Evans on March 11, 1999.

YEAR	G-GS	MIN	FG	FGA	PCT	FT	FTA	PCT	OR	DR	TOT	A	PF-D	STL	TO	BLK	PTS	AVG
98-99	4-0	8	1	4	.250	0	0	---	1	0	1	0	4-0	0	1	0	2	0.5

### GREEN, GERALD

HIGH SCHOOL: GULF SHORES ACADEMY

NO: 15

POS: F

HT: 6-8

BIRTHDATE: JAN. 26, 1986

ACQUIRED: From Boston with Al Jefferson, Ryan Gomes, Theo Ratliff, Sebastian Telfair and two future first-round picks for Kevin Garnett on July 31, 2007.

DEPARTED: Traded to Houston for Kirk Snyder, a future second-round pick and cash considerations on Feb. 21, 2008

YEAR	G-GS	MIN	FG	FGA	PCT	FT	FTA	PCT	OR	DR	TOT	A	PF-D	STL	TO	BLK	PTS	AVG
07-08	29-0	358	49	148	.331	34	41	.829	11	51	62	29	43-0	8	32	4	147	5.1

Three-point FG: 15-39 (.385)

### GRIFFIN, EDDIE

COLLEGE: SETON HALL '01

NO: 41

POS: F

HT: 6-10

BIRTHDATE: MAY 30, 1982

ACQUIRED: Signed as a free agent on October 5, 2004.

DEPARTED: Released on March 13, 2007.

YEAR	G-GS	MIN	FG	FGA	PCT	FT	FTA	PCT	OR	DR	TOT	A	PF-D	STL	TO	BLK	PTS	AVG
04-05	70-0	1492	202	522	.387	56	78	.718	128	325	453	53	120-1	23	55	118	527	7.5
05-06	70-27	1359	130	370	.351	44	74	.595	107	282	389	40	125-0	13	43	148	320	4.6
06-07	13-0	92	7	27	.259	4	5	.800	7	18	25	4	8-0	0	6	7	18	1.4
TOTAL	153-27	2943	339	919	.369	104	157	.662	242	625	867	97	253-1	36	104	273	865	5.7

Three-point FG: 04-05, 67-204 (.328); 05-06, 16-82 (.195); 06-07, 0-1 (.000). TOTAL, 83-287 (.289)

### GUGLIOTTA, TOM

COLLEGE: NORTH CAROLINA STATE '92

NO: 24

POS: F

HT: 6-10

BIRTHDATE: DEC. 19, 1969

ACQUIRED: From Golden State for Donyell Marshall on Feb. 18, 1995.

DEPARTED: Unrestricted free agent on July 1, 1998.

YEAR	G-GS	MIN	FG	FGA	PCT	FT	FTA	PCT	OR	DR	TOT	A	PF-D	STL	TO	BLK	PTS	AVG
94-95	31-17	1018	162	357	.454	93	122	.762	49	173	222	139	86-0	61	81	28	445	14.4
95-96	78-78	2835	473	1004	.471	289	374	.773	176	514	690	238	265-1	139	234	96	1261	16.2
96-97	81-81	3131	592	1339	.442	464	566	.820	187	515	702	335	237-3	130	293	89	1672	20.6
97-98	41-41	1582	319	635	.502	183	223	.821	106	250	356	167	102-0	61	109	22	823	20.1
TOTAL	231-217	8566	1546	3335	.464	1029	1285	.801	518	1452	1970	879	690-4	391	717	235	4201	18.2

Three-point FG: 94-95, 28-88 (.318); 95-96, 26-86 (.302); 96-97, 24-93 (.258); 97-98, 2-17 (.118). Total, 80-284 (.282)

Playoffs

YEAR	G-GS	MIN	FG	FGA	PCT	FT	FTA	PCT	OR	DR	TOT	A	PF-D	STL	TO	BLK	PTS	AVG
96-97	3-3	121	23	52	.442	6	10	.600	2	14	16	13	13-0	7	6	2	55	18.3

Three-point FG: 3-4 (.750)

### GUIBERT, ANDRES

HIGH SCHOOL: MANUEL FAJARDO (CUBA)

NO: 51

POS: F

HT: 6-10

BIRTHDATE: OCT. 28, 1968

ACQUIRED: Signed as a free agent on April 13, 1994.

DEPARTED: Selected in 1995 Expansion Draft by Toronto on June 24, 1995.

YEAR	G-GS	MIN	FG	FGA	PCT	FT	FTA	PCT	OR	DR	TOT	A	PF-D	STL	TO	BLK	PTS	AVG
93-94	5-0	33	6	20	.300	3	6	.500	10	6	16	2	6-0	0	6	1	15	3.0
94-95	17-0	167	16	47	.340	13	19	.684	16	29	45	10	29-0	8	12	1	45	2.6
TOTAL	22-0	200	22	67	.328	16	25	.640	26	35	61	12	35-0	8	18	2	60	2.7

Three-point FG: 94-95, 0-4 (.000). Total, 0-4 (.000)

### HAMILTON, JUSTIN

COLLEGE: LSU '12

NO: 41

POS: C

HT: 7-0

BIRTHDATE: APRIL 1, 1990

ACQUIRED: Claimed on waivers from the New Orleans Pelicans on Mar. 5, 2015.

DEPARTED: Unrestricted free agent on July 1, 2015.

YEAR	G-GS	MIN	FG	FGA	PCT	FT	FTA	PCT	OR	DR	TOT	A	PF-D	STL	TO	BLK	PTS	AVG
14-15	17-9	423	58	113	.513	33	40	.825	33	53	86	24	37-0	19	18	25	153	9.0

Three-point FG: 14-15, 4-12 (.333).



## FORMER PLAYER STATS

### HAMMONDS, TOM

COLLEGE: GEORGIA TECH '89

NO: 20

POS: F

HT: 6-9

BIRTHDATE: MARCH 27, 1967

ACQUIRED: Signed as a free agent on Nov. 25, 1997.

DEPARTED: Retired on Oct. 2, 2001.

YEAR	G-GS	MIN	FG	FGA	PCT	FT	FTA	PCT	OR	DR	TOT	A	PF-D	STL	TO	BLK	PTS	AVG
97-98	57-2	1140	127	246	.516	92	132	.697	100	171	271	36	127-1	15	48	17	346	6.1
98-99	49-0	716	82	179	.458	48	75	.640	54	82	136	20	88-1	8	32	7	212	4.3
99-00	56-0	372	42	97	.433	33	56	.589	34	67	101	10	55-0	8	21	3	117	2.1
00-01	7-0	30	3	10	.300	1	2	.500	2	2	4	1	8-1	0	3	0	7	1.0
<b>TOTAL</b>	<b>169-2</b>	<b>2258</b>	<b>254</b>	<b>532</b>	<b>.477</b>	<b>174</b>	<b>265</b>	<b>.657</b>	<b>186</b>	<b>322</b>	<b>508</b>	<b>67</b>	<b>278-3</b>	<b>31</b>	<b>104</b>	<b>27</b>	<b>682</b>	<b>4.0</b>

Three-point FG: 97-98, 0-1 (.000)

Playoffs

YEAR	G-GS	MIN	FG	FGA	PCT	FT	FTA	PCT	OR	DR	TOT	A	PF-D	STL	TO	BLK	PTS	AVG
97-98	5-1	113	12	28	.429	12	16	.750	10	12	22	2	18-0	0	4	1	36	7.2
98-99	4-0	18	0	0	----	4	4	1.000	0	2	2	0	4-0	0	4	0	4	1.0
99-00	1-0	2	0	0	----	0	0	----	0	0	0	0	0-0	0	0	0	0	0.0
<b>TOTAL</b>	<b>10-1</b>	<b>133</b>	<b>12</b>	<b>28</b>	<b>.429</b>	<b>16</b>	<b>20</b>	<b>.800</b>	<b>10</b>	<b>20</b>	<b>24</b>	<b>2</b>	<b>22-0</b>	<b>2</b>	<b>8</b>	<b>1</b>	<b>40</b>	<b>4.0</b>

### HART, JASON

COLLEGE: SYRACUSE '00

NO: 6

POS: G

HT: 6-3

BIRTHDATE: APRIL 29, 1978

ACQUIRED: Signed as a free agent on Sept. 28, 2009.

DEPARTED: Traded to Phoenix for Alando Tucker, a future second-round pick and cash considerations on Dec. 29, 2009.

YEAR	G-GS	MIN	FG	FGA	PCT	FT	FTA	PCT	OR	DR	TOT	A	PF-D	STL	TO	BLK	PTS	AVG
09-10	1-0	5	0	1	.000	0	0	---	0	0	0	1	0-0	1	0	0	0	0.0

### HASSELL, TRENTON

COLLEGE: AUSTIN PEAY '01

NO: 23

POS: G

HT: 6-5

BIRTHDATE: MARCH 4, 1979

ACQUIRED: Signed as a free agent on Oct. 29, 2003.

DEPARTED: Traded to Dallas in exchange for Greg Buckner on Sept. 28, 2007.

YEAR	G-GS	MIN	FG	FGA	PCT	FT	FTA	PCT	OR	DR	TOT	A	PF-D	STL	TO	BLK	PTS	AVG
03-04	81-74	2264	177	381	.465	48	61	.787	68	189	257	133	200-1	36	46	54	406	5.0
04-05	82-51	2068	225	475	.474	90	114	.789	80	139	219	128	200-1	30	64	30	541	6.6
05-06	77-67	2514	286	616	.464	131	176	.744	82	134	216	203	201-3	43	124	29	710	9.2
06-07	76-68	2223	217	443	.490	72	92	.783	83	160	243	203	144-1	22	80	26	512	6.7
<b>TOTAL</b>	<b>316-260</b>	<b>9069</b>	<b>905</b>	<b>1915</b>	<b>.473</b>	<b>341</b>	<b>443</b>	<b>.770</b>	<b>313</b>	<b>622</b>	<b>935</b>	<b>667</b>	<b>745-6</b>	<b>131</b>	<b>314</b>	<b>139</b>	<b>2169</b>	<b>6.9</b>

Three-point FG: 03-04, 4-13 (.308); 04-05, 1-11 (.091); 05-06, 7-23 (.304); 06-07, 6-25 (.240). Total, 18-72 (.250)

Playoffs

YEAR	G-GS	MIN	FG	FGA	PCT	FT	FTA	PCT	OR	DR	TOT	A	PF-D	STL	TO	BLK	PTS	AVG
03-04	18-18	472	62	119	.521	13	16	.813	21	23	44	27	42-0	10	16	7	138	7.7

Three-point FG: 1-2 (.500)

### HAYWARD, LAZAR

COLLEGE: MARQUETTE

NO: 32

POS: F

HT: 6-6

BIRTHDATE: NOV. 26, 1986

Acquired: Via trade on June 24, 2010 from Washington ; Signed as a free agent on Jan. 8, 2013

Departed: Traded to Oklahoma City on Dec. 13 ; Waived on Jan. 18, 2013

YEAR	G-GS	MIN	FG	FGA	PCT	FT	FTA	PCT	OR	DR	TOT	A	PF-D	STL	TO	BLK	PTS	AVG
10-11	42-0	419	55	154	.357	33	42	.786	23	47	70	28	44-0	12	19	7	160	3.8
12-13	4-0	31	2	10	.200	6	6	1.000	0	4	4	3	3-0	2	0	0	10	2.5
<b>TOTAL</b>	<b>46-0</b>	<b>450</b>	<b>57</b>	<b>164</b>	<b>.348</b>	<b>39</b>	<b>48</b>	<b>.813</b>	<b>23</b>	<b>51</b>	<b>74</b>	<b>31</b>	<b>44-0</b>	<b>14</b>	<b>19</b>	<b>7</b>	<b>170</b>	<b>3.7</b>

Three-point FG: 10-11, 17-60 (.283); 12-13, 0-4 (.000). Total, 17-64 (.266)

### HEAL, SHANE

HIGH SCHOOL: UPPER YARRA (AUSTRALIA)

NO: 10

POS: G

HT: 6-0

BIRTHDATE: SEPT. 6, 1970

ACQUIRED: Signed as a free agent on Sept. 18, 1996.

DEPARTED: Released on Oct. 30, 1997.

YEAR	G-GS	MIN	FG	FGA	PCT	FT	FTA	PCT	OR	DR	TOT	A	PF-D	STL	TO	BLK	PTS	AVG
96-97	43-0	236	26	97	.268	3	5	.600	2	16	18	33	20-0	3	17	3	75	1.7

Three-point FG: 20-65 (.308)

Playoffs

YEAR	G-GS	MIN	FG	FGA	PCT	FT	FTA	PCT	OR	DR	TOT	A	PF-D	STL	TO	BLK	PTS	AVG
96-97	2-0	3	2	2	1.000	0	0	----	0	0	0	1	0-0	0	0	0	2	3.0

Three-point FG: 2-2 (1.000)

### HOIBERG, FRED

COLLEGE: IOWA STATE '95

NO: 32

POS: G

HT: 6-5

BIRTHDATE: OCT. 15, 1972

ACQUIRED: Signed as a free agent on July 28, 2003.

DEPARTED: Released on Aug. 15, 2005.

YEAR	G-GS	MIN	FG	FGA	PCT	FT	FTA	PCT	OR	DR	TOT	A	PF-D	STL	TO	BLK	PTS	AVG
03-04	79-3	1804	178	383	.465	98	116	.845	21	247	268	109	136-0	66	44	10	530	6.7
04-05	76-0	1272	139	284	.489	89	102	.873	32	149	181	85	105-0	50	20	15	437	5.8
<b>TOTAL</b>	<b>155-3</b>	<b>3076</b>	<b>317</b>	<b>667</b>	<b>.475</b>	<b>187</b>	<b>218</b>	<b>.858</b>	<b>53</b>	<b>396</b>	<b>449</b>	<b>194</b>	<b>141-0</b>	<b>116</b>	<b>64</b>	<b>25</b>	<b>967</b>	<b>6.2</b>

Three-point FG: 03-04, 76-172 (.442); 04-05, 70-145 (.483). Total, 146-317 (.461)

Playoffs

YEAR	G-GS	MIN	FG	FGA	PCT	FT	FTA	PCT	OR	DR	TOT	A	PF-D	STL	TO	BLK	PTS	AVG
03-04	18-0	438	39	86	.453	15	16	.938	9	57	66	23	29-0	16	8	0	115	6.4

Three-point FG: 22-48 (.458)



## FORMER PLAYER STATS

<b>HOLLINS, RYAN</b>			<b>COLLEGE: UCLA '06</b>			<b>NO: 1</b>			<b>POS: C</b>			<b>HT: 7-0</b>			<b>BIRTHDATE: OCT. 10, 1984</b>				
<b>ACQUIRED:</b> Signed as a free agent on Aug. 10, 2009.																			
<b>DEPARTED:</b> Traded to Cleveland with Ramon Sessions and a future second-round pick for Sebastian Telfair and Delonte West on July 26, 2010.																			
<b>YEAR</b>	<b>G-GS</b>	<b>MIN</b>	<b>FG</b>	<b>FGA</b>	<b>PCT</b>	<b>FT</b>	<b>FTA</b>	<b>PCT</b>	<b>OR</b>	<b>DR</b>	<b>TOT</b>	<b>A</b>	<b>PF-D</b>	<b>STL</b>	<b>TO</b>	<b>BLK</b>	<b>PTS</b>	<b>AVG</b>	
09-10	73-27	1223	169	303	.558	109	158	.690	79	128	207	51	199-3	19	95	38	447	6.1	
Three-point 0-1 (.000)																			
<b>HOWARD, JOSH</b>			<b>COLLEGE: WAKE FORREST '03</b>			<b>NO: 5</b>			<b>POS: F/G</b>			<b>HT: 6-7</b>			<b>BIRTHDATE: APRIL 28, 1980</b>				
<b>ACQUIRED:</b> Signed as a free agent on Nov. 16, 2012.																			
<b>DEPARTED:</b> Waived on Dec. 20, 2012.																			
<b>YEAR</b>	<b>G-GS</b>	<b>MIN</b>	<b>FG</b>	<b>FGA</b>	<b>PCT</b>	<b>FT</b>	<b>FTA</b>	<b>PCT</b>	<b>OR</b>	<b>DR</b>	<b>TOT</b>	<b>A</b>	<b>PF-D</b>	<b>STL</b>	<b>TO</b>	<b>BLK</b>	<b>PTS</b>	<b>AVG</b>	
12-13	11-4	207	31	77	.403	7	12	.583	9	27	36	4	18-0	10	10	3	74	6.7	
Three-point 5-16 (.313)																			
<b>HUDSON, TROY</b>			<b>COLLEGE: SOUTHERN ILLINOIS '97</b>			<b>NO: 16</b>			<b>POS: G</b>			<b>HT: 6-1</b>			<b>BIRTHDATE: MAR. 13, 1976</b>				
<b>ACQUIRED:</b> Signed as a free agent on Aug. 26, 2002.																			
<b>DEPARTED:</b> Released on Aug. 3, 2007.																			
<b>YEAR</b>	<b>G-GS</b>	<b>MIN</b>	<b>FG</b>	<b>FGA</b>	<b>PCT</b>	<b>FT</b>	<b>FTA</b>	<b>PCT</b>	<b>OR</b>	<b>DR</b>	<b>TOT</b>	<b>A</b>	<b>PF-D</b>	<b>STL</b>	<b>TO</b>	<b>BLK</b>	<b>PTS</b>	<b>AVG</b>	
02-03	79-74	2600	409	956	.428	208	231	.900	42	141	183	452	160-1	60	182	7	1123	14.2	
03-04	29-1	503	80	207	.386	27	33	.818	4	31	35	70	32-0	7	34	0	218	7.5	
04-05	79-32	1729	266	664	.401	70	90	.778	19	86	105	283	121-0	27	113	6	691	8.7	
05-06	36-0	800	127	333	.381	48	52	.923	8	36	44	106	55-0	12	40	4	342	9.5	
06-07	34-6	554	74	195	.379	26	32	.813	8	40	48	73	23-0	14	40	2	202	5.9	
<b>TOTAL</b>	<b>257-113</b>	<b>6186</b>	<b>956</b>	<b>2355</b>	<b>.406</b>	<b>379</b>	<b>438</b>	<b>.865</b>	<b>81</b>	<b>334</b>	<b>415</b>	<b>984</b>	<b>391-1</b>	<b>120</b>	<b>409</b>	<b>19</b>	<b>2576</b>	<b>10.0</b>	
Three-point FG: 02-03, 97-266 (.365); 03-04, 31-77 (.403); 04-05, 89-258 (.345); 05-06, 40-101 (.396); 06-07, 28-80 (.350). Total, 285-782 (.365)																			
<i>Playoffs</i>																			
<b>YEAR</b>	<b>G-GS</b>	<b>MIN</b>	<b>FG</b>	<b>FGA</b>	<b>PCT</b>	<b>FT</b>	<b>FTA</b>	<b>PCT</b>	<b>OR</b>	<b>DR</b>	<b>TOT</b>	<b>A</b>	<b>PF-D</b>	<b>STL</b>	<b>TO</b>	<b>BLK</b>	<b>PTS</b>	<b>AVG</b>	
02-03	6-6	221	44	106	.415	36	38	.947	1	11	12	33	5-0	8	16	0	141	23.5	
Three-point FG: 17-39 (.436)																			
<b>HUMMEL, ROBBIE</b>			<b>COLLEGE: PURDUE '12</b>			<b>NO: 6/4</b>			<b>POS: F</b>			<b>HT: 6-8</b>			<b>BIRTHDATE: MAR. 8, 1989</b>				
<b>ACQUIRED:</b> 2012 NBA Draft (2nd round/58th overall).																			
<b>DEPARTED:</b> Unrestricted free agent on July 1, 2015.																			
<b>YEAR</b>	<b>G-GS</b>	<b>MIN</b>	<b>FG</b>	<b>FGA</b>	<b>PCT</b>	<b>FT</b>	<b>FTA</b>	<b>PCT</b>	<b>OR</b>	<b>DR</b>	<b>TOT</b>	<b>A</b>	<b>PF-D</b>	<b>STL</b>	<b>TO</b>	<b>BLK</b>	<b>PTS</b>	<b>AVG</b>	
13-14	53-5	655	67	177	.379	15	16	.938	35	97	132	23	57-0	16	10	2	181	3.4	
14-15	45-4	742	79	172	.459	24	29	.828	31	103	134	27	86-0	16	18	9	198	4.4	
<b>TOTAL</b>	<b>98-9</b>	<b>1397</b>	<b>146</b>	<b>349</b>	<b>.418</b>	<b>39</b>	<b>45</b>	<b>.867</b>	<b>66</b>	<b>200</b>	<b>266</b>	<b>50</b>	<b>143-0</b>	<b>32</b>	<b>28</b>	<b>11</b>	<b>379</b>	<b>3.9</b>	
Three-point FG: 13-14, 32-89 (.360); 14-15, 16-51 (.314). Total, 48-140 (.343)																			
<b>JACKSON, BOBBY</b>			<b>COLLEGE: MINNESOTA '97</b>			<b>NO: 24</b>			<b>POS: G</b>			<b>HT: 6-1</b>			<b>BIRTHDATE: MARCH 13, 1973</b>				
<b>ACQUIRED:</b> Acquired: From Denver with Dean Garrett in a three-team trade that also included Toronto. Sent Micheal Williams, the rights to Zeljko Rebraca, and a future first round pick to the Raptors on Jan. 21, 1999.																			
<b>DEPARTED:</b> Unrestricted free agent on July 1, 2000.																			
<b>YEAR</b>	<b>G-GS</b>	<b>MIN</b>	<b>FG</b>	<b>FGA</b>	<b>PCT</b>	<b>FT</b>	<b>FTA</b>	<b>PCT</b>	<b>OR</b>	<b>DR</b>	<b>TOT</b>	<b>A</b>	<b>PF-D</b>	<b>STL</b>	<b>TO</b>	<b>BLK</b>	<b>PTS</b>	<b>AVG</b>	
98-99	50-0	941	310	791	.392	149	183	.259	78	224	302	317	75-0	39	75	3	353	7.1	
99-00	73-10	1034	140	346	.405	76	98	.776	50	103	153	172	114-0	48	58	7	369	5.1	
<b>TOTAL</b>	<b>123-10</b>	<b>1975</b>	<b>450</b>	<b>1137</b>	<b>.396</b>	<b>225</b>	<b>281</b>	<b>.800</b>	<b>128</b>	<b>327</b>	<b>455</b>	<b>489</b>	<b>189</b>	<b>87</b>	<b>133</b>	<b>10</b>	<b>722</b>	<b>5.8</b>	
Three-point FG: 98-99, 10-27 (.370); 99-00, 13-46 (.283). Total, 23-73 (.315)																			
<i>Playoffs</i>																			
<b>YEAR</b>	<b>G-GS</b>	<b>MIN</b>	<b>FG</b>	<b>FGA</b>	<b>PCT</b>	<b>FT</b>	<b>FTA</b>	<b>PCT</b>	<b>OR</b>	<b>DR</b>	<b>TOT</b>	<b>A</b>	<b>PF-D</b>	<b>STL</b>	<b>TO</b>	<b>BLK</b>	<b>PTS</b>	<b>AVG</b>	
98-99	4-0	27	2	10	.200	0	0	----	1	3	4	2	3-0	0	2	0	4	1.0	
99-00	3-0	30	4	8	.500	0	6	1.000	0	5	5	4	4-0	2	2	1	15	5.0	
<b>TOTAL</b>	<b>7-0</b>	<b>57</b>	<b>6</b>	<b>18</b>	<b>.333</b>	<b>6</b>	<b>6</b>	<b>1.000</b>	<b>1</b>	<b>8</b>	<b>9</b>	<b>6</b>	<b>7-0</b>	<b>2</b>	<b>4</b>	<b>1</b>	<b>19</b>	<b>2.7</b>	
Three-point FG: 98-99, 0-3 (.000); 99-00, 1-3 (.333). Total, 1-6 (.167)																			
<b>JACKSON, MARC</b>			<b>COLLEGE: TEMPLE '97</b>			<b>NO: 25</b>			<b>POS: F/C</b>			<b>HT: 6-10</b>			<b>BIRTHDATE: JAN. 16, 1975</b>				
<b>ACQUIRED:</b> From Golden State for Dean Garrett and a second-round pick in the 2007 NBA Draft on Feb. 21, 2002.																			
<b>DEPARTED:</b> Traded to Philadelphia with Terrell Brandon (to Atlanta) in a four-team trade for Latrell Sprewell on July 23, 2003.																			
<b>YEAR</b>	<b>G-GS</b>	<b>MIN</b>	<b>FG</b>	<b>FGA</b>	<b>PCT</b>	<b>FT</b>	<b>FTA</b>	<b>PCT</b>	<b>OR</b>	<b>DR</b>	<b>TOT</b>	<b>A</b>	<b>PF-D</b>	<b>STL</b>	<b>TO</b>	<b>BLK</b>	<b>PTS</b>	<b>AVG</b>	
01-02	22-0	326	38	99	.384	26	32	.813	31	54	85	7	44-0	6	18	3	102	4.6	
02-03	77-0	1041	153	349	.438	114	149	.765	86	139	225	37	137-0	24	59	30	421	5.5	
<b>TOTAL</b>	<b>99-0</b>	<b>1367</b>	<b>191</b>	<b>448</b>	<b>.426</b>	<b>140</b>	<b>181</b>	<b>.773</b>	<b>117</b>	<b>193</b>	<b>310</b>	<b>44</b>	<b>181-0</b>	<b>30</b>	<b>77</b>	<b>33</b>	<b>523</b>	<b>5.3</b>	
Three-point FG: 01-02, 0-1 (.000); 02-03, 1-1 (1.000). Total, 1-2 (.500)																			
<i>Playoffs</i>																			
<b>YEAR</b>	<b>G-GS</b>	<b>MIN</b>	<b>FG</b>	<b>FGA</b>	<b>PCT</b>	<b>FT</b>	<b>FTA</b>	<b>PCT</b>	<b>OR</b>	<b>DR</b>	<b>TOT</b>	<b>A</b>	<b>PF-D</b>	<b>STL</b>	<b>TO</b>	<b>BLK</b>	<b>PTS</b>	<b>AVG</b>	
01-02	1-0	1	0	0	----	0	0	----	0	0	0	0	1-0	0	0	0	0	0.0	
02-03	6-0	110	17	32	.531	16	19	.842	10	23	33	8	19-0	2	9	1	50	8.3	
<b>TOTAL</b>	<b>7-0</b>	<b>111</b>	<b>17</b>	<b>32</b>	<b>.531</b>	<b>16</b>	<b>19</b>	<b>.842</b>	<b>10</b>	<b>23</b>	<b>33</b>	<b>8</b>	<b>20-0</b>	<b>2</b>	<b>9</b>	<b>1</b>	<b>50</b>	<b>7.1</b>	
Three-point FG: 02-03, 0-1 (.000)																			





## FORMER PLAYER STATS

### JACKSON, STANLEY

COLLEGE: ALABAMA-BIRMINGHAM '93

NO: 7

POS: G

HT: 6-3

BIRTHDATE: OCT. 14, 1970

ACQUIRED: Signed as a free agent on Aug. 30, 1993.

DEPARTED: Unrestricted free agent on July 1, 1994.

YEAR	G-GS	MIN	FG	FGA	PCT	FT	FTA	PCT	OR	DR	TOT	A	PF-D	STL	TO	BLK	PTS	AVG
93-94	17-0	92	17	33	.515	3	3	1.000	12	15	27	16	13-0	5	10	0	38	2.2

Three-point FG: 1-5 (.200)

### JACOBSON, SAM

COLLEGE: MINNESOTA '98

NO: 9

POS: G/F

HT: 6-4

BIRTHDATE: JULY 22, 1975

ACQUIRED: Signed as a free agent on Oct. 17, 2000.

DEPARTED: Unrestricted free agent on July 1, 2001.

YEAR	G-GS	MIN	FG	FGA	PCT	FT	FTA	PCT	OR	DR	TOT	A	PF-D	STL	TO	BLK	PTS	AVG
00-01	14-0	59	9	18	.500	2	3	.667	3	3	6	4	19-0	3	0	0	20	1.4

### JAMES, MIKE

COLLEGE: DUQUESNE '98

NO: 13

POS: G

HT: 6-2

BIRTHDATE: JUNE 23, 1975

ACQUIRED: Signed as a free agent on July 13, 2006.

DEPARTED: Traded to Houston with Justin Reed for Juwan Howard on June 14, 2007.

YEAR	G-GS	MIN	FG	FGA	PCT	FT	FTA	PCT	OR	DR	TOT	A	PF-D	STL	TO	BLK	PTS	AVG
06-07	82-65	2069	297	703	.422	154	184	.837	25	138	163	297	171-1	55	129	7	828	10.1

Three-point FG: 80-215 (.372)

### JARIC, MARKO

COLLEGE: SERBIA

NO: 55

POS: G

HT: 6-7

BIRTHDATE: OCT. 12, 1978

ACQUIRED: From the Los Angeles Clippers with Lionel Chalmers for Sam Cassell and a conditional first-round draft pick on Aug. 12, 2005.

DEPARTED: Traded to Memphis with Greg Buckner, Antoine Walker and the draft rights to O.J. Mayo for Brian Cardinal, Jason Collins, Mike Miller and the draft rights to Kevin Love on June 26, 2008.

YEAR	G-GS	MIN	FG	FGA	PCT	FT	FTA	PCT	OR	DR	TOT	A	PF-D	STL	TO	BLK	PTS	AVG
05-06	75-49	2102	226	566	.399	95	138	.688	60	173	233	293	189-3	108	127	21	587	7.8
06-07	70-13	1555	136	325	.418	67	88	.761	54	130	184	145	172-1	75	88	16	371	5.3
07-08	75-56	2189	227	528	.430	121	163	.742	38	184	222	311	180-1	97	128	32	621	8.3
TOTAL	220-118	5846	529	1419	.415	283	389	.728	152	487	639	749	541-5	280	343	69	1579	7.2

Three-point FG: 05-06, 40-133 (.301); 06-07, 32-85 (.376); 07-08, 46-127 (.362). Total 118-345, (.342)

### JAWAI, NATHAN

COLLEGE: AUSTRALIA

NO: 15

POS: F

HT: 6-10

BIRTHDATE: OCT. 10, 1986

ACQUIRED: From Dallas for a future second-round pick on Oct. 20, 2009.

DEPARTED: Unrestricted free agent on July 1, 2010.

YEAR	G-GS	MIN	FG	FGA	PCT	FT	FTA	PCT	OR	DR	TOT	A	PF-D	STL	TO	BLK	PTS	AVG
09-10	39-2	412	49	111	.441	26	38	.684	49	55	104	24	58-0	10	27	9	124	3.2

Three-point FG: 0-1 (.000)

### JEFFERS, OTHYUS

COLLEGE: ROBERT MORRIS UNIVERSITY '08

NO: 0

POS: G

HT: 6-5

BIRTHDATE: AUG. 5, 1985

ACQUIRED: Signed as a free agent on Apr. 8, 2014.

DEPARTED: Unrestricted free agent on July 1, 2014.

YEAR	G-GS	MIN	FG	FGA	PCT	FT	FTA	PCT	OR	DR	TOT	A	PF-D	STL	TO	BLK	PTS	AVG
13-14	2-0	13	0	1	.000	2	2	1.000	0	3	3	0	1-0	0	1	0	2	1.0

Three-point FG: 0-1 (.000)

### JEFFERSON, AL

HIGH SCHOOL: PRENTISS HIGH SCHOOL '04

NO: 25

POS: F

HT: 6-10

BIRTHDATE: JAN. 4, 1985

ACQUIRED: From Boston with Ryan Gomes, Gerald Green, Theo Ratliff, Sebastian Telfair and two future first-round picks for Kevin Garnett on July 31, 2007.

DEPARTED: Traded to Utah for two future first-round picks and Kosta Koufos on July 14, 2010.

YEAR	G-GS	MIN	FG	FGA	PCT	FT	FTA	PCT	OR	DR	TOT	A	PF-D	STL	TO	BLK	PTS	AVG
07-08	82-82	2919	721	1441	.500	284	394	.721	308	603	911	117	222-0	74	167	119	1726	21.0
08-09	50-50	1836	485	975	.497	186	252	.738	172	376	548	79	141-2	39	92	83	1156	23.1
09-10	76-76	2463	560	1125	.498	181	266	.680	180	523	703	137	205-1	63	136	98	1301	17.1
TOTAL	208-208	7218	1766	3541	.499	651	912	.714	660	1502	2162	333	568	176	395	300	4183	20.1

Three-point FG: 07-08, 0-5 (.000); 08-09, 0-4 (.000); 09-10, 0-4 (.000). Total 0-13, (.000)

### JOHNSON, CHRIS

COLLEGE: LSU '09

NO: 20

POS: C

HT: 6-11

BIRTHDATE: JULY 15, 1985

ACQUIRED: Signed a 10-day contract on January 19, 2013. Signed a second 10-day contract on January 29, 2013. Signed for the remainder of the season on February 8, 2013.

DEPARTED: Waived on October 26, 2013.

YEAR	G-GS	MIN	FG	FGA	PCT	FT	FTA	PCT	OR	DR	TOT	A	PF-D	STL	TO	BLK	PTS	AVG
12-13	30-0	284	48	75	.640	21	34	.618	20	40	60	8	49-0	7	13	28	117	3.9

### JOHNSON, ERVIN

COLLEGE: NEW ORLEANS '93

NO: 40

POS: C

HT: 6-11

BIRTHDATE: DEC. 21, 1967

ACQUIRED: From Milwaukee with Sam Cassell for Joe Smith and Anthony Peeler on June 27, 2003.

DEPARTED: Unrestricted free agent on July 1, 2005.

YEAR	G-GS	MIN	FG	FGA	PCT	FT	FTA	PCT	OR	DR	TOT	A	PF-D	STL	TO	BLK	PTS	AVG
03-04	66-47	965	55	103	.534	17	28	.607	61	171	232	24	156-1	27	30	43	127	1.9
04-05	46-23	410	28	54	.519	16	25	.640	43	70	113	6	86-0	7	18	13	73	1.6
TOTAL	112-70	1375	83	157	.529	33	53	.623	104	241	345	30	242-1	34	48	56	200	1.8

Three-point FG: 03-04, 0-1 (.000); 04-05, 1-1 (1.000). Total 1-2, (.500)

Playoffs

YEAR	G-GS	MIN	FG	FGA	PCT	FT	FTA	PCT	OR	DR	TOT	A	PF-D	STL	TO	BLK	PTS	AVG
03-04	18-16	356	19	38	.500	10	16	.625	27	57	84	13	56-0	11	6	10	48	2.7



## FORMER PLAYER STATS

### JOHNSON, STEVE

COLLEGE: OREGON STATE '81

NO: 33

POS: C

HT: 6-10

BIRTHDATE: NOV. 3, 1957

ACQUIRED: Selected in Expansion Draft from Portland on June 15, 1989.

DEPARTED: Traded to Seattle with a conditional 1991 second-round draft pick for Brad Sellers on Feb. 22, 1990.

YEAR	G-GS	MIN	FG	FGA	PCT	FT	FTA	PCT	OR	DR	TOT	A	PF-D	STL	TO	BLK	PTS	AVG
89-90	4-0	17	0	2	.000	0	0	----	0	3	1	0	4-0	0	6	0	0	0.0

### JOHNSON, WES

COLLEGE: SYRACUSE '10

NO: 4

POS: F

HT: 6-7

BIRTHDATE: JULY 11, 1987

ACQUIRED: 2010 NBA Draft (1st Round/4th Overall).

DEPARTED: Traded to Phoenix as part of a three team trade on July 27, 2012.

YEAR	G-GS	MIN	FG	FGA	PCT	FT	FTA	PCT	OR	DR	TOT	A	PF-D	STL	TO	BLK	PTS	AVG
10-11	79-63	2069	271	682	.397	64	92	.696	51	189	240	148	163-3	58	95	54	709	9.0
11-12	65-64	1469	158	397	.398	24	34	.706	24	153	177	59	115-0	35	60	48	393	6.0
<b>TOTAL</b>	<b>144-127</b>	<b>3538</b>	<b>429</b>	<b>1079</b>	<b>.398</b>	<b>88</b>	<b>126</b>	<b>.698</b>	<b>75</b>	<b>342</b>	<b>417</b>	<b>207</b>	<b>278-3</b>	<b>93</b>	<b>155</b>	<b>102</b>	<b>1102</b>	<b>7.7</b>

Three-point FG: 10-11, 103-289 (.356); 11-12, 53-169 (.314). Total, 156-458 (.341)

### JONES, ASKIA

COLLEGE: KANSAS STATE '94

NO: 2

POS: G

HT: 6-5

BIRTHDATE: DEC. 3, 1971

ACQUIRED: Signed as a free agent on Sept. 19, 1994.

DEPARTED: Released on Nov. 24, 1994.

YEAR	G-GS	MIN	FG	FGA	PCT	FT	FTA	PCT	OR	DR	TOT	A	PF-D	STL	TO	BLK	PTS	AVG
94-95	11-0	139	15	44	.341	13	16	.813	6	5	11	16	19-0	6	9	0	45	4.1

Three-point FG: 2-12 (.167)

### JORDAN, REGGIE

COLLEGE: NEW MEXICO STATE '94

NO: 31

POS: G

HT: 6-4

BIRTHDATE: JAN. 26, 1968

ACQUIRED: Signed as a free agent on March 19, 1997.

DEPARTED: Unrestricted free agent on July 1, 1999.

YEAR	G-GS	MIN	FG	FGA	PCT	FT	FTA	PCT	OR	DR	TOT	A	PF-D	STL	TO	BLK	PTS	AVG
96-97	10-0	31	8	10	.800	4	7	.571	0	4	4	1	2-0	2	2	0	20	2.0
97-98	57-1	487	54	113	.478	41	72	.569	50	40	97	50	63-0	35	30	9	149	2.6
98-99	27-1	296	15	54	.278	21	38	.553	27	32	59	41	38-0	12	14	5	51	1.9
<b>TOTAL</b>	<b>94-2</b>	<b>814</b>	<b>77</b>	<b>177</b>	<b>.435</b>	<b>66</b>	<b>117</b>	<b>.564</b>	<b>77</b>	<b>76</b>	<b>153</b>	<b>92</b>	<b>103-0</b>	<b>49</b>	<b>46</b>	<b>14</b>	<b>220</b>	<b>2.3</b>

Three-point FG: 97-98, 0-1 (.000)

Playoffs

YEAR	G-GS	MIN	FG	FGA	PCT	FT	FTA	PCT	OR	DR	TOT	A	PF-D	STL	TO	BLK	PTS	AVG
97-98	2-0	29	5	8	.625	1	2	.500	3	6	9	3	5-0	1	0	0	12	6.0

Three-point FG: 97-98, 0-1 (.000)

### KILPATRICK, SEAN

COLLEGE: CINCINNATI '14

NO: 1

POS: G

HT: 6-4

BIRTHDATE: JAN. 6, 1990

ACQUIRED: Signed to a 10-day contract on Mar. 19, 2015.

DEPARTED: Unrestricted free agent on Mar. 30, 2015.

YEAR	G-GS	MIN	FG	FGA	PCT	FT	FTA	PCT	OR	DR	TOT	A	PF-D	STL	TO	BLK	PTS	AVG
14-15	4-0	72	7	20	.350	4	4	1.000	1	5	6	4	3-0	3	2	0	22	5.5

Three-point FG: 14-15, 4-13 (.308).

### KING, STACEY

COLLEGE: OKLAHOMA '89

NO: 21

POS: F/C

HT: 6-11

BIRTHDATE: JAN. 29, 1967

ACQUIRED: From Chicago for Luc Longley on Feb. 23, 1994.

DEPARTED: Unrestricted free agent on July 1, 1995.

YEAR	G-GS	MIN	FG	FGA	PCT	FT	FTA	PCT	OR	DR	TOT	A	PF-D	STL	TO	BLK	PTS	AVG
93-94	18-15	516	78	170	.458	57	83	.687	40	69	109	19	57-0	13	40	33	48	4.5
94-95	50-10	792	99	212	.467	68	102	.667	54	111	165	26	126-1	24	64	20	266	5.3
<b>TOTAL</b>	<b>68-24</b>	<b>1308</b>	<b>177</b>	<b>382</b>	<b>.463</b>	<b>125</b>	<b>185</b>	<b>.676</b>	<b>94</b>	<b>178</b>	<b>274</b>	<b>45</b>	<b>183-1</b>	<b>37</b>	<b>104</b>	<b>53</b>	<b>314</b>	<b>4.6</b>

Three-point FG: 94-95, 0-1 (.000). Total, 0-1 (.000)

### KIRILENKO, ANDREI

COLLEGE: RUSSIA '99

NO: 47

POS: F

HT: 6-9

BIRTHDATE: FEB. 18, 1981

ACQUIRED: Signed as a free agent on July 27, 2012.

DEPARTED: Unrestricted free agent on July 1, 2013.

YEAR	G-GS	MIN	FG	FGA	PCT	FT	FTA	PCT	OR	DR	TOT	A	PF-D	STL	TO	BLK	PTS	AVG
12-13	64-64	2034	284	560	.507	188	250	.752	102	260	362	177	82-2	96	119	62	791	12.4

Three-point FG: 35-120 (.292)

### KOUFOS, KOSTA

COLLEGE: OHIO STATE '08

NO: 41

POS: C

HT: 7-0

BIRTHDATE: FEB. 24, 1989

ACQUIRED: From Utah along with two future first-round picks for Al Jefferson on July 13, 2010.

DEPARTED: Traded to Denver with Corey Brewer (to New York) in a three-team trade for Anthony Randolph, Eddy Curry, and cash considerations (from New York), as well as a future second-round pick (from Denver), on Feb. 22, 2011.

YEAR	G-GS	MIN	FG	FGA	PCT	FT	FTA	PCT	OR	DR	TOT	A	PF-D	STL	TO	BLK	PTS	AVG
10-11	39-1	336	47	108	.435	12	24	.500	42	55	97	7	50-0	8	25	20	106	2.7

Three-point FG: 0-2 (.000)



## FORMER PLAYER STATS

### LAETTNER, CHRISTIAN

COLLEGE: DUKE '92

NO: 32

POS: F/C

HT: 6-11

BIRTHDATE: AUG. 17, 1969

ACQUIRED: 1992 NBA Draft (1st Round/3rd overall).

DEPARTED: Traded to Atlanta with Sean Rooks for Andrew Lang and Anthony "Spud" Webb on Feb. 22, 1996.

YEAR	G-GS	MIN	FG	FGA	PCT	FT	FTA	PCT	OR	DR	TOT	A	PF-D	STL	TO	BLK	PTS	AVG
92-93	81-81	2823	503	1061	.474	462	553	.835	171	537	708	223	290-4	105	275	83	1472	18.2
93-94	70-67	2428	396	883	.448	375	479	.783	160	442	602	307	264-6	87	259	86	1173	16.8
94-95	81-80	2770	450	920	.489	409	500	.818	164	449	613	234	302-4	101	225	87	1322	16.3
95-96	44-44	1518	283	582	.486	217	266	.816	98	204	302	129	157-4	40	112	43	792	18.8
<b>TOTAL</b>	<b>276-272</b>	<b>9539</b>	<b>1632</b>	<b>3446</b>	<b>.474</b>	<b>1463</b>	<b>1798</b>	<b>.832</b>	<b>593</b>	<b>1632</b>	<b>2225</b>	<b>893</b>	<b>1013-18</b>	<b>333</b>	<b>871</b>	<b>299</b>	<b>4759</b>	<b>17.2</b>

Three-point FG: 92-93, 4-40 (.100); 93-94, 6-25 (.240); 94-95, 13-40 (.325); 95-96, 9-31 (.290). Total, 32-136 (.235)

### LANG, ANDREW

COLLEGE: ARKANSAS '88

NO: 28

POS: C

HT: 6-11

BIRTHDATE: JUNE 28, 1966

ACQUIRED: From Atlanta with Anthony "Spud" Webb for Christian Laettner and Sean Rooks on Feb. 22, 1996.

DEPARTED: Traded to Milwaukee to reacquire the first-round pick sent to the Bucks in the June 26, 1996 Stephon Marbury trade on July 11, 1996.

YEAR	G-GS	MIN	FG	FGA	PCT	FT	FTA	PCT	OR	DR	TOT	A	PF-D	STL	TO	BLK	PTS	AVG
95-96	20-18	550	72	171	.421	30	38	.789	42	79	121	3	63-0	7	30	41	175	8.8

Three-point FG: 1-2 (.500)

### LEE, MALCOLM

COLLEGE: UCLA '11

NO: 8

POS: G

HT: 6-5

BIRTHDATE: MAY 22, 1990

ACQUIRED: Via trade from Chicago on June 23, 2011.

DEPARTED: Traded to Golden State along with the draft rights to Andre Roberson in exchange for a 2014 2nd-round pick and cash considerations on June 27, 2013.

YEAR	G-GS	MIN	FG	FGA	PCT	FT	FTA	PCT	OR	DR	TOT	A	PF-D	STL	TO	BLK	PTS	AVG
11-12	19-0	243	23	59	.390	14	17	.824	9	17	26	31	22-0	8	17	4	62	3.3
12-13	16-12	289	29	76	.382	12	20	.600	15	24	39	20	30-1	12	10	6	78	4.9
<b>TOTAL</b>	<b>35-12</b>	<b>532</b>	<b>52</b>	<b>135</b>	<b>.385</b>	<b>26</b>	<b>37</b>	<b>.703</b>	<b>24</b>	<b>41</b>	<b>65</b>	<b>51</b>	<b>52-1</b>	<b>20</b>	<b>2</b>	<b>10</b>	<b>140</b>	<b>4.0</b>

Three-point FG: 11-12, 2-10 (.200); 12-13, 8-24 (.333). Total, 10-34 (.294)

### LEONARD, GARY

COLLEGE: MISSOURI '89

NO: 52

POS: C

HT: 7-1

BIRTHDATE: FEB. 16, 1967

ACQUIRED: 1989 NBA Draft (2nd Round/34th overall).

DEPARTED: Released on Oct. 31, 1990.

YEAR	G-GS	MIN	FG	FGA	PCT	FT	FTA	PCT	OR	DR	TOT	A	PF-D	STL	TO	BLK	PTS	AVG
89-90	22-0	127	13	31	.419	6	14	.429	10	17	27	1	26-0	3	8	9	32	1.5

Three-point FG: 0-1 (.000)

### LEWIS, QUINCY

COLLEGE: MINNESOTA '99

NO: 24

POS: F

HT: 6-7

BIRTHDATE: JUNE 26, 1977

ACQUIRED: Signed as a free agent on Sept. 26, 2003.

DEPARTED: Released on Dec. 20, 2003.

YEAR	G-GS	MIN	FG	FGA	PCT	FT	FTA	PCT	OR	DR	TOT	A	PF-D	STL	TO	BLK	PTS	AVG
03-04	14-0	65	7	20	.350	0	0	---	1	6	7	2	10-0	2	3	2	16	1.1

Three-point FG: 2-5 (.400)

### LOHAUS, BRAD

COLLEGE: IOWA '87

NO: 54

POS: C

HT: 6-11

BIRTHDATE: SEPT. 29, 1964

ACQUIRED: Selected in Expansion Draft from Sacramento on June 15, 1989.

DEPARTED: Traded to Milwaukee for Randy Breuer and a conditional one-time exchange of second round draft picks in 1991 or 1992 on Jan. 4, 1990.

YEAR	G-GS	MIN	FG	FGA	PCT	FT	FTA	PCT	OR	DR	TOT	A	PF-D	STL	TO	BLK	PTS	AVG
89-90	28-24	590	94	202	.465	21	26	.808	21	89	110	62	66-1	14	45	22	210	7.5

Three-point FG: 1-16 (.063)

### LONGLEY, LUC

COLLEGE: NEW MEXICO '91

NO: 13

POS: C

HT: 7-2

BIRTHDATE: JAN. 19, 1969

ACQUIRED: 1991 NBA Draft (1st Round/7th overall).

DEPARTED: Traded to Chicago for Stacey King on Feb. 23, 1994.

YEAR	G-GS	MIN	FG	FGA	PCT	FT	FTA	PCT	OR	DR	TOT	A	PF-D	STL	TO	BLK	PTS	AVG
91-92	66-3	991	114	249	.458	53	80	.663	67	190	257	58	157-0	35	83	64	281	4.3
92-93	55-25	1045	133	292	.455	53	74	.716	71	169	240	51	169-4	47	88	77	319	5.8
93-94	49-29	989	134	289	.464	56	80	.700	87	208	295	46	131-1	35	79	58	324	6.6
<b>TOTAL</b>	<b>170-57</b>	<b>3025</b>	<b>381</b>	<b>830</b>	<b>.459</b>	<b>162</b>	<b>234</b>	<b>.692</b>	<b>225</b>	<b>567</b>	<b>792</b>	<b>155</b>	<b>457-5</b>	<b>117</b>	<b>250</b>	<b>199</b>	<b>924</b>	<b>5.4</b>

Three-point FG: 93-94, 0-1 (.000)





## FORMER PLAYER STATS

LOPEZ, FELIPE			COLLEGE: ST. JOHN'S '98			NO: 13			POS: G/F			HT: 6-5			BIRTHDATE: DEC. 19, 1974				
ACQUIRED: Signed as a free agent on Feb. 28, 2001.																			
DEPARTED: Unrestricted free agent on July 1, 2003.																			
YEAR	G-GS	MIN	FG	FGA	PCT	FT	FTA	PCT	OR	DR	TOT	A	PF-D	STL	TO	BLK	PTS	AVG	
00-01	23-10		69	152	.454	19	33	.576	25	49	74	34	46-0	21	27	12	170	7.4	
01-02	67-0	581	59	156	.378	37	55	.673	29	51	80	39	73-0	18	36	1	169	2.5	
02-03																			
Did not play - injured																			
TOTAL	90-10	1038	128	308	.416	56	88	.636	54	100	154	73	119-0	39	63	13	339	3.8	
Three-point FG: 00-01, 13-23 (.565); 01-02, 14-33 (.424). Total, 27-56 (.482)																			
Playoffs																			
YEAR	G-GS	MIN	FG	FGA	PCT	FT	FTA	PCT	OR	DR	TOT	A	PF-D	STL	TO	BLK	PTS	AVG	
00-01	4-0	55	7	22	.318	2	3	.667	4	7	11	5	5-0	4	2	0	17	4.3	
01-02	3-0	30	1	4	.250	1	2	.500	1	0	1	1	6-0	1	1	0	4	1.3	
TOTAL	7-0	85	8	26	.308	3	5	.600	5	7	12	6	11-0	5	3	0	21	3.0	
Three-point FG: 00-01, 1-5 (.200); 01-02, 1-2 (.500). Total, 2-7 (.286)																			

LOVE, KEVIN			COLLEGE: UCLA '08			NO: 42			POS: F			HT: 6-10			BIRTHDATE: SEPT. 7, 1988				
ACQUIRED: From Memphis with Brian Cardinal and Jason Collins for the draft rights to O.J. Mayo, Marko Jaric, Greg Buckner and Antoine Walker on June 26, 2008.																			
DEPARTED: Traded to Cleveland in a three-time trade in exchange for Andrew Wiggins, Anthony Bennett and Thaddeus Young on Aug. 23, 2014.																			
YEAR	G-GS	MIN	FG	FGA	PCT	FT	FTA	PCT	OR	DR	TOT	A	PF-D	STL	TO	BLK	PTS	AVG	
08-09	81-37	2048	316	688	.459	265	336	.789	274	460	734	84	205-	35	118	50	899	11.1	
09-10	60-22	1714	291	646	.450	225	276	.815	227	431	658	136	136-	43	117	23	842	14.0	
10-11	73-73	2611	482	1026	.470	424	499	.850	330	782	1112	184	148	45	155	28	1476	20.2	
11-12	55-55	2145	474	1059	.448	379	460	.824	226	508	734	111	152-	47	128	28	1432	26.0	
12-13	18-18	618	105	298	.352	100	142	.704	64	188	252	42	34-	13	39	9	330	18.3	
13-14	77-77	2797	650	1421	.457	520	633	.821	224	739	963	341	136-	59	196	35	2010	26.1	
TOTAL	364-282	11933	2318	5138	.451	1913	2346	.815	1345	3108	4453	898	811-	242	753	173	6989	19.2	
Three-point FG: 08-09, 2-19 (.105); 09-10, 35-106 (.330); 10-11, 88-211 (.417); 11-12, 105-282 (.372); 12-13, 20-92 (.217); 13-14, 190-505 (.376). Total, 440-1215 (.362)																			

LOWE, SIDNEY			COLLEGE: NORTH CAROLINA STATE '83			NO: 35			POS: G			HT: 6-0			BIRTHDATE: JAN. 21, 1960				
ACQUIRED: Signed as a free agent on Aug. 3, 1989.																			
DEPARTED: Retired on Sept. 27, 1990.																			
YEAR	G-GS	MIN	FG	FGA	PCT	FT	FTA	PCT	OR	DR	TOT	A	PF-D	STL	TO	BLK	PTS	AVG	
89-90	80-38	1744	73	229	.319	39	54	.722	41	122	163	337	114-0	73	63	4	187	2.3	
Three-point FG: 2-9 (.222)																			

MADSEN, MARK			COLLEGE: STANFORD '00			NO: 35			POS: F			HT: 6-9			BIRTHDATE: JAN. 28, 1976				
ACQUIRED: Signed as a free agent on July 28, 2003.																			
DEPARTED: Traded to the L.A. Clippers with Craig Smith and Sebastian Telfair for Quentin Richardson on July 20, 2009.																			
YEAR	G-GS	MIN	FG	FGA	PCT	FT	FTA	PCT	OR	DR	TOT	A	PF-D	STL	TO	BLK	PTS	AVG	
03-04	72-12	1246	101	204	.495	57	118	.483	134	138	272	28	175-2	33	47	18	259	3.6	
04-05	41-14	601	34	66	.515	20	40	.500	63	65	128	18	103-1	7	24	14	88	2.1	
05-06	62-7	676	27	66	.409	20	47	.426	50	91	141	11	114-2	23	26	17	74	1.2	
06-07	56-0	473	23	43	.535	15	29	.517	35	52	87	10	100-0	10	21	10	61	1.1	
07-08	20-6	151	3	19	.158	3	12	.250	18	20	38	4	25-0	3	9	2	9	0.5	
08-09	19-1	116	3	14	.214	0	4	.000	10	8	18	4	18-0	1	3	1	6	0.3	
TOTAL	270-40	3263	191	412	.464	115	250	.460	310	374	684	75	535-5	77	130	62	497	1.8	
Three-point FG: 03-04, 0-6 (.000); 05-06, 0-7 (.000). Total, 0-13 (.000)																			
Playoffs																			
YEAR	G-GS	MIN	FG	FGA	PCT	FT	FTA	PCT	OR	DR	TOT	A	PF-D	STL	TO	BLK	PTS	AVG	
03-04	17-0	222	17	32	.531	13	29	.448	28	30	58	2	43-0	5	7	4	47	2.8	

MARBURY, STEPHON			COLLEGE: GEORGIA TECH '96			NO: 3			POS: G			HT: 6-2			BIRTHDATE: FEB. 20, 1977				
ACQUIRED: From Milwaukee for Ray Allen and a future first-round draft pick on June 26, 1996.																			
DEPARTED: Traded to New Jersey with Chris Carr and Bill Curley and Paul Grant (to Milwaukee) in a three-team trade for Terrell Brandon (from Milwaukee) and Brian Evans (from New Jersey) on March 11, 1999.																			
YEAR	G-GS	MIN	FG	FGA	PCT	FT	FTA	PCT	OR	DR	TOT	A	PF-D	STL	TO	BLK	PTS	AVG	
96-97	67-64	2324	355	871	.408	245	337	.727	54	130	184	522	159-2	67	210	19	1057	15.8	
97-98	82-81	3112	513	1237	.415	329	450	.731	58	172	230	704	222-0	104	256	7	1450	17.7	
98-99	18-18	661	124	304	.408	63	87	.724	17	45	62	167	44-0	29	55	5	319	17.7	
TOTAL	167-163	6097	992	2412	.411	637	874	.729	129	347	476	1393	425-2	200	521	31	2826	16.9	
Three-point FG: 96-97, 102-288 (.354); 97-98, 95-304 (.313); 98-99, 8-39 (.205). Total, 205-631 (.325)																			
Playoffs																			
YEAR	G-GS	MIN	FG	FGA	PCT	FT	FTA	PCT	OR	DR	TOT	A	PF-D	STL	TO	BLK	PTS	AVG	
96-97	3-3	117	26	65	.400	6	10	.600	2	10	12	23	9-0	2	9	0	64	21.3	
97-98	5-5	209	22	72	.306	18	23	.783	5	11	16	38	16-0	12	18	0	69	13.8	
TOTAL	8-8	326	48	137	.350	24	33	.727	7	21	28	61	25-0	14	27	0	133	16.6	
Three-point FG: 1996-97, 6-20 (.300); 1997-98, 7-25 (.280). Total, 13-45 (.289)																			



## FORMER PLAYER STATS

### MARSHALL, DONYELL

COLLEGE: CONNECTICUT '94

NO: 42

POS: F

HT: 6-9

BIRTHDATE: MAY 18, 1973

ACQUIRED: Signed as a free agent on Feb. 13, 1995 ; From Vancouver for a 1996 second-round draft pick on Jan. 12, 1996 ; Signed as a free agent on Jan. 30, 2004

DEPARTED: Traded to Golden State for Tom Gugliotta on Feb. 18, 1995.

YEAR	G-GS	MIN	FG	FGA	PCT	FT	FTA	PCT	OR	DR	TOT	A	PF-D	STL	TO	BLK	PTS	AVG
94-95	40-8	1036	158	423	.374	83	122	.680	64	132	196	57	63-0	25	58	50	431	10.2
Three-point FG: 32-106 (.302)																		

### MARTIN, DARRICK

COLLEGE: UCLA '93

NO: 15

POS: G

HT: 5-11

BIRTHDATE: MARCH 6, 1971

ACQUIRED: Signed as a free agent on Feb. 13, 1995 ; From Vancouver for a 1996 second-round draft pick on Jan. 12, 1996 ; Signed as a free agent on Jan. 30, 2004

DEPARTED: Released on Nov. 1, 1995 ; Unrestricted free agent on July 1, 1996 ; Unrestricted free agent on July 1, 2004

YEAR	G-GS	MIN	FG	FGA	PCT	FT	FTA	PCT	OR	DR	TOT	A	PF-D	STL	TO	BLK	PTS	AVG
94-95	34-9	803	95	233	.408	57	65	.877	14	50	64	133	88-0	34	62	0	254	7.5
95-96	35-16	747	88	231	.381	63	74	.851	3	41	44	156	76-0	26	70	2	254	7.3
03-04	16-0	172	20	67	.299	9	9	1.000	2	5	7	23	23-0	2	7	1	55	3.4
<b>TOTAL</b>	<b>85-27</b>	<b>1722</b>	<b>203</b>	<b>531</b>	<b>.382</b>	<b>129</b>	<b>148</b>	<b>.872</b>	<b>19</b>	<b>96</b>	<b>115</b>	<b>312</b>	<b>187-0</b>	<b>62</b>	<b>139</b>	<b>3</b>	<b>563</b>	<b>6.6</b>

Three-point FG: 94-95, 1-5 (.200); 95-96, 15-47 (.319). 03-04, 6-26 (.231). Total, 22-78 (.282)

Playoffs

YEAR	G-GS	MIN	FG	FGA	PCT	FT	FTA	PCT	OR	DR	TOT	A	PF-D	STL	TO	BLK	PTS	AVG
03-04	16-3	182	14	51	.275	16	20	.800	5	9	14	23	17-0	4	8	0	50	3.1
Three-point FG: Total, 6-20 (.300)																		

### MARTIN, KEVIN

COLLEGE: WESTERN CAROLINA '04

NO: 23

POS: G

HT: 6-7

BIRTHDATE: FEB. 1, 1983

ACQUIRED: Acquired from Oklahoma City in a three-team trade with Milwaukee for Luke Ridnour and a 2014 second-round pick.

DEPARTED: Released on Mar. 1, 2016.

YEAR	G-GS	MIN	FG	FGA	PCT	FT	FTA	PCT	OR	DR	TOT	A	PF-D	STL	TO	BLK	PTS	AVG
13-14	68-68	2177	440	1023	.430	303	340	.891	34	169	203	121	123-2	66	106	6	1298	19.1
14-15	39-36	1302	267	625	.427	170	193	.881	19	123	142	89	76-0	33	76	1	779	20.0
15-16	39-12	834	126	334	.377	125	142	.880	10	71	81	46	68-0	17	41	1	415	10.6
<b>TOTAL</b>	<b>146-116</b>	<b>4313</b>	<b>833</b>	<b>1982</b>	<b>.420</b>	<b>598</b>	<b>675</b>	<b>.886</b>	<b>63</b>	<b>363</b>	<b>426</b>	<b>256</b>	<b>267-2</b>	<b>116</b>	<b>223</b>	<b>8</b>	<b>2492</b>	<b>17.1</b>

Three-point FG: 13-14, 115-297 (.387); 14-15, 75-191 (.393); 15-16, 49-136 (.360). Total, 228-591 (.386)

### MAXEY, MARLON

COLLEGE: TEXAS-EL PASO '92

NO: 25

POS: F

HT: 6-8

BIRTHDATE: FEB. 19, 1969

ACQUIRED: 1992 NBA Draft (2nd Round/28th overall).

DEPARTED: Released on Nov. 2, 1994.

YEAR	G-GS	MIN	FG	FGA	PCT	FT	FTA	PCT	OR	DR	TOT	A	PF-D	STL	TO	BLK	PTS	AVG
92-93	43-4	520	93	169	.550	45	70	.643	66	98	164	12	75-0	11	38	18	231	5.4
93-94	55-2	626	89	167	.533	70	98	.714	75	124	199	10	113-1	16	40	33	48	4.5
<b>TOTAL</b>	<b>98-6</b>	<b>1146</b>	<b>182</b>	<b>336</b>	<b>.542</b>	<b>115</b>	<b>168</b>	<b>.685</b>	<b>141</b>	<b>222</b>	<b>363</b>	<b>22</b>	<b>188-1</b>	<b>26</b>	<b>78</b>	<b>51</b>	<b>279</b>	<b>2.8</b>

Three-point FG: 92-93, 0-1 (.000); 93-94, 0-2 (.000). Total: 0-3 (.000)

### MBAH A MOUTE, LUC RICHARD

COLLEGE: UCLA '08

NO: 12

POS: F

HT: 6-8

BIRTHDATE: SEPT. 9, 1986

ACQUIRED: From Sacramento for Derrick Williams on Nov. 26, 2013.

DEPARTED: Traded to Philadelphia with Alexey Shved and Miami's 2015 first-round pick in a three-team trade for Andrew Wiggins, Anthony Bennett and Thaddeus Young on Aug. 23, 2013.

YEAR	G-GS	MIN	FG	FGA	PCT	FT	FTA	PCT	OR	DR	TOT	A	PF-D	STL	TO	BLK	PTS	AVG
13-14	55-2	807	72	161	.447	37	54	.685	47	72	119	21	50-0	21	36	9	184	3.3

Three-point FG: 3-14 (.214)

### MCCANN, BOB

COLLEGE: MOREHEAD STATE '87

NO: 30

POS: F

HT: 6-7

BIRTHDATE: APRIL 22, 1964

ACQUIRED: Signed as a free agent on Aug. 5, 1992.

DEPARTED: Released on July 7, 1993.

YEAR	G-GS	MIN	FG	FGA	PCT	FT	FTA	PCT	OR	DR	TOT	A	PF-D	STL	TO	BLK	PTS	AVG
92-93	79-7	1536	200	410	.488	95	152	.625	92	190	282	68	202-2	51	79	58	495	6.3

Three-point FG: 0-2 (.000)

### MCCANTS, RASHAD

COLLEGE: NORTH CAROLINA '05

NO: 1

POS: G

HT: 6-4

BIRTHDATE: SEPT. 25, 1984

ACQUIRED: 2005 NBA Draft (1st Round/14th overall).

DEPARTED: Traded to Sacramento with Calvin Booth for Bobby Brown and Shelden Williams on Feb. 19, 2009.

YEAR	G-GS	MIN	FG	FGA	PCT	FT	FTA	PCT	OR	DR	TOT	A	PF-D	STL	TO	BLK	PTS	AVG
05-06	79-12	1362	241	535	.450	78	106	.736	29	114	143	63	176-1	44	86	22	627	7.9
06-07	37-0	554	62	177	.350	40	58	.690	14	33	47	38	71-1	26	40	7	184	5.0
07-08	75-24	2020	428	944	.453	116	155	.748	50	156	206	162	234-3	66	172	18	1114	14.9
08-09	34-2	636	105	292	.360	60	81	.741	11	52	63	32	63-0	27	45	6	308	9.1
<b>TOTAL</b>	<b>225-38</b>	<b>4572</b>	<b>836</b>	<b>1948</b>	<b>.429</b>	<b>294</b>	<b>400</b>	<b>.735</b>	<b>104</b>	<b>355</b>	<b>459</b>	<b>295</b>	<b>544-5</b>	<b>163</b>	<b>343</b>	<b>53</b>	<b>2233</b>	<b>9.9</b>

Three-point FG: 05-06, 67-180 (.372); 06-07, 20-75 (.267); 07-08, 142-349 (.407); 08-09, 38-119 (.319). Total: 267-723 (.369)



## FORMER PLAYER STATS

<b>MCLEOD, KEITH</b>			<b>COLLEGE: BOWLING GREEN '02</b>				<b>NO: 4</b>		<b>POS: G</b>		<b>HT: 6-2</b>		<b>BIRTHDATE: NOV. 5, 1979</b>					
<b>ACQUIRED:</b> Signed as a free agent on Sept. 26, 2003 and Oct. 25, 2003.																		
<b>DEPARTED:</b> Released on Oct. 21, 2003 and Jan. 7, 2004.																		
<b>YEAR</b>	<b>G-GS</b>	<b>MIN</b>	<b>FG</b>	<b>FGA</b>	<b>PCT</b>	<b>FT</b>	<b>FTA</b>	<b>PCT</b>	<b>OR</b>	<b>DR</b>	<b>TOT</b>	<b>A</b>	<b>PF-D</b>	<b>STL</b>	<b>TO</b>	<b>BLK</b>	<b>PTS</b>	<b>AVG</b>
03-04	33-0	391	27	82	.329	33	43	.767	5	29	34	59	39-0	16	29	1	88	2.7
Three-point FG: 1-10 (.100)																		

<b>MILICIC, DARKO</b>			<b>FROM: SERBIA</b>			<b>NO: 31</b>			<b>POS: C</b>			<b>HT: 7-0</b>			<b>BIRTHDATE: JUNE 20, 1985</b>				
<b>ACQUIRED:</b> Via trade from New York on February 17, 2010.																			
<b>DEPARTED:</b> Waived on July 12, 2012.																			
<b>YEAR</b>	<b>G-GS</b>	<b>MIN</b>	<b>FG</b>	<b>FGA</b>	<b>PCT</b>	<b>FT</b>	<b>FTA</b>	<b>PCT</b>	<b>OR</b>	<b>DR</b>	<b>TOT</b>	<b>A</b>	<b>PF-D</b>	<b>STL</b>	<b>TO</b>	<b>BLK</b>	<b>PTS</b>	<b>AVG</b>	
09-10	24-18	614	92	187	.492	15	28	.536	42	91	133	43	75-1	18	33	33	199	8.3	
10-11	69-69	1686	271	578	.469	64	115	.557	133	227	360	104	229-4	54	151	140	606	8.8	
11-12	29-23	472	59	130	.469	16	37	.432	35	62	97	17	59-2	9	32	25	134	4.6	
<b>TOTAL</b>	<b>122-110</b>	<b>2772</b>	<b>422</b>	<b>895</b>	<b>.472</b>	<b>95</b>	<b>180</b>	<b>.528</b>	<b>210</b>	<b>380</b>	<b>590</b>	<b>164</b>	<b>363-7</b>	<b>81</b>	<b>206</b>	<b>198</b>	<b>939</b>	<b>7.7</b>	
Three-point FG: 0-1 (.000)																			

<b>MILLER, ANDRE</b>			<b>COLLEGE: UTAH '99</b>			<b>NO: 24</b>			<b>POS: G</b>			<b>HT: 6-3</b>			<b>BIRTHDATE: MARCH 19, 1976</b>				
<b>ACQUIRED:</b> Signed as a free agent on Aug. 3, 2015.																			
<b>DEPARTED:</b> Released on Feb. 25, 2015.																			
<b>YEAR</b>	<b>G-GS</b>	<b>MIN</b>	<b>FG</b>	<b>FGA</b>	<b>PCT</b>	<b>FT</b>	<b>FTA</b>	<b>PCT</b>	<b>OR</b>	<b>DR</b>	<b>TOT</b>	<b>A</b>	<b>PF-D</b>	<b>STL</b>	<b>TO</b>	<b>BLK</b>	<b>PTS</b>	<b>AVG</b>	
15-16	26-0	280	36	58	.621	15	19	.789	6	18	24	58	32-0	9	25	0	88	3.4	
Three-point FG: 1-4 (.250)																			

<b>MILLER, BRAD</b>			<b>COLLEGE: PURDUE '99</b>			<b>NO: 52</b>			<b>POS: C/F</b>			<b>HT: 6-11</b>			<b>BIRTHDATE: APRIL 12, 1976</b>				
<b>ACQUIRED:</b> From Houston with draft rights to Nikola Mirotic and a future first round pick in exchange for Jonny Flynn, the draft rights to Donatas Motiejunas and a futue second round pick on June 24, 2011.																			
<b>DEPARTED:</b> Traded to New Orleans along with two second round picks for a conditional second round selection on July 13, 2012.																			
<b>YEAR</b>	<b>G-GS</b>	<b>MIN</b>	<b>FG</b>	<b>FGA</b>	<b>PCT</b>	<b>FT</b>	<b>FTA</b>	<b>PCT</b>	<b>OR</b>	<b>DR</b>	<b>TOT</b>	<b>A</b>	<b>PF-D</b>	<b>STL</b>	<b>TO</b>	<b>BLK</b>	<b>PTS</b>	<b>AVG</b>	
11-12	15-1	146	9	27	.333	10	12	.833	4	15	19	24	10-0	4	12	2	35	2.3	
Three-point FG: 7-15 (.467)																			

<b>MILLER, MIKE</b>			<b>COLLEGE: FLORIDA '00</b>			<b>NO: 33</b>			<b>POS: G/F</b>			<b>HT: 6-8</b>			<b>BIRTHDATE: FEB. 19, 1980</b>				
<b>ACQUIRED:</b> From Memphis with Brian Cardinal, Jason Collins and the draft rights to Kevin Love for Greg Buckner, Marko Jaric, Antoine Walker and the draft rights to O.J. Mayo on June 26, 2008.																			
<b>DEPARTED:</b> Traded to Washington with Randy Foye for Oleksiy Pecherov, Darius Songaila and Etan Thomas on June 24, 2009.																			
<b>YEAR</b>	<b>G-GS</b>	<b>MIN</b>	<b>FG</b>	<b>FGA</b>	<b>PCT</b>	<b>FT</b>	<b>FTA</b>	<b>PCT</b>	<b>OR</b>	<b>DR</b>	<b>TOT</b>	<b>A</b>	<b>PF-D</b>	<b>STL</b>	<b>TO</b>	<b>BLK</b>	<b>PTS</b>	<b>AVG</b>	
08-09	73-47	2356	264	548	.482	109	149	.732	73	410	483	326	139-0	30	145	31	722	9.9	
Three-point FG: 85-225 (.378)																			

<b>MILLER, OLIVER</b>			<b>COLLEGE: ARKANSAS '92</b>				<b>NO: 3</b>		<b>POS: C</b>		<b>HT: 6-9</b>		<b>BIRTHDATE: APRIL 6, 1964</b>					
<b>ACQUIRED:</b> Signed as a free agent on Dec. 13, 2003.																		
<b>DEPARTED:</b> Unrestricted free agent on July 1, 2004.																		
<b>YEAR</b>	<b>G-GS</b>	<b>MIN</b>	<b>FG</b>	<b>FGA</b>	<b>PCT</b>	<b>FT</b>	<b>FTA</b>	<b>PCT</b>	<b>OR</b>	<b>DR</b>	<b>TOT</b>	<b>A</b>	<b>PF-D</b>	<b>STL</b>	<b>TO</b>	<b>BLK</b>	<b>PTS</b>	<b>AVG</b>
03-04	48-1	506	53	100	.530	15	23	.652	46	84	130	36	91-0	19	33	26	121	2.5
Three-point FG: 0-1 (.000)																		

Playoffs																		
YEAR	G-GS	MIN	FG	FGA	PCT	FT	FTA	PCT	OR	DR	TOT	A	PF-D	STL	TO	BLK	PTS	AVG
03-04	8-0	31	1	4	.250	1	2	.500	0	5	5	1	13-0	0	3	3	3	0.4



## FORMER PLAYER STATS

### MITCHELL, SAM

COLLEGE: MERCER '85

NO: 42

POS: F

HT: 6-7

BIRTHDATE: SEPT. 2, 1963

Acquired: Signed as a free agent on July 23, 1989; Signed as a free agent on Sept. 29, 1995.

Departed: Traded to Indiana with Pooh Richardson for Chuck Person and Micheal Williams on Sept. 8, 1992; Unrestricted free agent on July 1, 2002.

YEAR	G-GS	MIN	FG	FGA	PCT	FT	FTA	PCT	OR	DR	TOT	A	PF-D	STL	TO	BLK	PTS	AVG
89-90	80-30	2414	372	834	.446	268	349	.768	180	282	462	89	301-7	66	96	54	1012	12.7
90-91	82-60	3121	445	1010	.441	307	396	.775	188	332	520	133	338-13	66	104	57	1197	14.6
91-92	82-63	2151	307	725	.423	209	266	.786	158	315	473	94	230-3	53	97	39	825	10.1
95-96	78-42	2145	303	618	.490	237	291	.814	107	232	339	74	220-3	49	87	26	844	10.8
96-97	82-5	2044	269	603	.446	224	295	.759	112	214	326	79	232-1	51	93	20	766	9.3
97-98	81-33	2239	371	800	.464	243	292	.832	118	267	385	107	200-0	64	66	22	1000	12.3
98-99	50-20	1344	213	522	.408	126	165	.764	55	127	182	98	111-1	35	34	16	561	11.2
99-00	66-24	1227	168	376	.447	81	92	.880	28	110	138	111	116-0	27	44	14	427	6.5
00-01	82-4	983	118	289	.408	40	55	.727	28	95	123	57	117-0	26	36	10	285	3.5
01-02	74-10	726	98	227	.432	38	49	.776	18	64	82	45	79-0	12	26	4	244	3.3
<b>TOTAL</b>	<b>757-291</b>	<b>18394</b>	<b>2664</b>	<b>6004</b>	<b>.444</b>	<b>1773</b>	<b>2250</b>	<b>.788</b>	<b>992</b>	<b>2038</b>	<b>3030</b>	<b>887</b>	<b>1944-28</b>	<b>449</b>	<b>683</b>	<b>262</b>	<b>7161</b>	<b>9.5</b>

Three-point FG: 89-90, 0-9 (.000); 90-91, 0-9 (.000); 91-92, 2-11 (.182); 95-96, 1-18 (.056); 96-97, 4-25 (.160); 97-98, 15-43 (.349); 98-99, 9-38 (.237); 99-00, 10-23 (.435); 00-01, 9-43 (.209); 01-02, 10-35 (.286). Total, 60-254 (.236)

Playoffs

YEAR	G-GS	MIN	FG	FGA	PCT	FT	FTA	PCT	OR	DR	TOT	A	PF-D	STL	TO	BLK	PTS	AVG
96-97	3-0	47	6	13	.462	5	8	.625	2	5	7	1	9-0	1	1	1	17	5.7
97-98	5-5	177	26	58	.448	17	19	.895	7	20	27	8	18-0	1	5	1	72	14.4
98-99	4-1	131	15	40	.375	9	12	.750	5	9	14	6	13-0	1	8	2	40	10.0
99-00	4-0	68	9	18	.500	3	3	1.000	2	5	7	2	5-0	0	4	1	23	5.8
00-01	4-0	50	2	10	.200	2	2	1.000	1	6	7	3	5-0	1	1	0	6	1.5
01-02	3-2	34	3	9	.333	2	2	1.000	0	2	2	3	5-0	1	0	1	8	2.7
<b>TOTAL</b>	<b>23-8</b>	<b>507</b>	<b>61</b>	<b>148</b>	<b>.412</b>	<b>38</b>	<b>46</b>	<b>.826</b>	<b>17</b>	<b>47</b>	<b>64</b>	<b>23</b>	<b>55-0</b>	<b>5</b>	<b>19</b>	<b>6</b>	<b>166</b>	<b>7.2</b>

Three-point FG: 97-98, 3-14 (.214); 98-99, 1-6 (.167); 99-00, 2-5 (.400); 00-01, 0-1 (.000). Total, 6-26 (.231)

### MURPHY, TOD

COLLEGE: UC IRVINE '86

NO: 4/9

POS: F

HT: 6-10

BIRTHDATE: DEC. 24, 1963

Acquired: Signed as a free agent on Aug. 16, 1989.

Departed: Released on June 16, 1992.

YEAR	G-GS	MIN	FG	FGA	PCT	FT	FTA	PCT	OR	DR	TOT	A	PF-D	STL	TO	BLK	PTS	AVG
89-90	82-59	2493	260	552	.471	144	203	.709	207	357	564	106	229-2	76	61	60	680	8.3
90-91	52-19	1063	90	227	.396	70	105	.667	92	163	255	60	101-1	25	32	20	251	4.8
91-92	47-3	429	39	80	.488	19	34	.559	36	74	110	11	40-0	9	18	8	98	2.1
<b>TOTAL</b>	<b>181-81</b>	<b>3985</b>	<b>389</b>	<b>859</b>	<b>.453</b>	<b>233</b>	<b>342</b>	<b>.681</b>	<b>335</b>	<b>594</b>	<b>929</b>	<b>177</b>	<b>370-3</b>	<b>110</b>	<b>111</b>	<b>88</b>	<b>1029</b>	<b>5.7</b>

Three-point FG: 89-90, 16-43 (.372); 90-91, 1-17 (.059); 91-92, 1-2 (.500). Total: 18-62 (.290)

### NEAL, GARY

COLLEGE: TOWSON '07

NO: 12

POS: G

HT: 6-4

BIRTHDATE: OCT. 3, 1984

Acquired: From Charlotte with a second-round pick for Troy Daniels and Mo Williams.

Departed: Unrestricted free agent on July 1, 2015.

YEAR	G-GS	MIN	FG	FGA	PCT	FT	FTA	PCT	OR	DR	TOT	A	PF-D	STL	TO	BLK	PTS	AVG
14-15	11-1	262	45	105	.429	29	33	.879	0	35	35	20	18-0	7	10	0	130	11.8

Three-point FG: 14-15, 11-31 (.355).

### NESTEROVIC, RASHO

COLLEGE: SLOVENIA '98

NO: 8

POS: C

HT: 7-0

BIRTHDATE: MAY 30, 1976

Acquired: 1998 NBA Draft (1st Round/17th overall).

Departed: Unrestricted free agent on July 1, 2003.

YEAR	G-GS	MIN	FG	FGA	PCT	FT	FTA	PCT	OR	DR	TOT	A	PF-D	STL	TO	BLK	PTS	AVG
98-99	2-0	30	3	12	.250	2	2	1.000	3	5	8	1	5-0	0	1	0	8	4.0
99-00	82-55	1723	206	433	.476	59	103	.573	135	244	379	93	262-9	21	71	85	471	5.7
00-01	73-39	1233	147	319	.461	34	65	.523	99	187	286	45	189-3	25	55	63	328	4.5
01-02	82-82	2218	324	657	.493	39	71	.549	200	334	534	75	262-3	45	94	109	687	8.4
02-03	77-77	2337	400	762	.525	61	95	.642	146	358	504	114	256-9	39	99	116	861	11.2
<b>TOTAL</b>	<b>316-253</b>	<b>7541</b>	<b>1080</b>	<b>2183</b>	<b>.495</b>	<b>195</b>	<b>336</b>	<b>.580</b>	<b>583</b>	<b>1128</b>	<b>1711</b>	<b>328</b>	<b>974-24</b>	<b>130</b>	<b>320</b>	<b>373</b>	<b>2355</b>	<b>7.5</b>

Three-point FG: 99-00, 0-2 (.000); 00-01, 0-1 (.000); 01-02, 0-1 (.000); 02-03, 0-2 (.000). Total, 0-6 (.000)

Playoffs

YEAR	G-GS	MIN	FG	FGA	PCT	FT	FTA	PCT	OR	DR	TOT	A	PF-D	STL	TO	BLK	PTS	AVG
98-99	3-0	29	4	8	.500	0	0	---	4	3	7	3	4-0	0	1	0	8	2.7
99-00	4-4	126	11	25	.440	3	6	.500	5	8	13	6	20-1	3	4	7	25	6.3
00-01	4-2	49	5	13	.385	0	0	---	5	7	12	3	9-0	1	3	3	10	2.5
01-02	3-3	92	15	31	.484	4	9	.444	6	14	20	3	10-0	1	4	0	34	11.3
02-03	6-6	169	19	38	.500	4	6	.667	9	21	30	4	28-0	1	5	4	42	7.0
<b>TOTAL</b>	<b>20-15</b>	<b>465</b>	<b>54</b>	<b>115</b>	<b>.470</b>	<b>11</b>	<b>21</b>	<b>.524</b>	<b>29</b>	<b>53</b>	<b>82</b>	<b>19</b>	<b>71-1</b>	<b>6</b>	<b>17</b>	<b>14</b>	<b>119</b>	<b>6.0</b>

### OLLIE, KEVIN

COLLEGE: CONNECTICUT '97

NO: 12

POS: G

HT: 6-2

BIRTHDATE: DEC. 12, 1972

Acquired: Signed as a free agent on Oct. 1, 2008.

Departed: Unrestricted free agent on July 1, 2009.

YEAR	G-GS	MIN	FG	FGA	PCT	FT	FTA	PCT	OR	DR	TOT	A	PF-D	STL	TO	BLK	PTS	AVG
08-09	50-21	850	61	150	.407	80	96	.833	13	62	75	117	79-0	19	34	4	202	4.0

Three-point FG: 0-1 (.000)





## FORMER PLAYER STATS

### OLOWOKANDI, MICHAEL

ACQUIRED: Signed as a free agent on July 16, 2003.

DEPARTED: Traded to Boston along with Wally Szczerbiak, Dwayne Jones and a future first-round draft pick in exchange for Ricky Davis, Marcus Banks, Justin Reed and two conditional second-round draft picks (2006 and 2008) on Jan. 26, 2006.

YEAR	G-GS	MIN	FG	FGA	PCT	FT	FTA	PCT	OR	DR	TOT	A	PF-D	STL	TO	BLK	PTS	AVG
03-04	43-25	925	121	285	.425	36	61	.590	78	167	245	24	137-3	16	54	68	278	6.5
04-05	62-34	1215	161	353	.456	46	69	.667	106	218	324	29	193-3	15	68	56	368	5.9
05-06	32-24	752	87	195	.446	19	39	.487	45	134	179	17	100-2	19	41	27	193	6.0
<b>TOTAL</b>	<b>137-83</b>	<b>2892</b>	<b>369</b>	<b>833</b>	<b>.443</b>	<b>101</b>	<b>169</b>	<b>.598</b>	<b>229</b>	<b>519</b>	<b>748</b>	<b>70</b>	<b>430-8</b>	<b>50</b>	<b>163</b>	<b>151</b>	<b>839</b>	<b>6.1</b>

Playoffs

YEAR	G-GS	MIN	FG	FGA	PCT	FT	FTA	PCT	OR	DR	TOT	A	PF-D	STL	TO	BLK	PTS	AVG
03-04	15-2	224	12	37	.324	7	8	.875	16	36	52	2	50-0	2	17	11	31	2.1

### ONUAKU, ARINZE

ACQUIRED: Signed as a free agent on Apr. 7, 2015.

DEPARTED: Unrestricted free agent on July 1, 2015.

YEAR	G-GS	MIN	FG	FGA	PCT	FT	FTA	PCT	OR	DR	TOT	A	PF-D	STL	TO	BLK	PTS	AVG
14-15	6-1	68	12	14	.857	3	8	.375	7	14	21	4	6-0	1	2	3	27	4.5

### PACK, ROBERT

ACQUIRED: Signed as a free agent on March 11, 2002.

DEPARTED: Unrestricted free agent on July 1, 2002.

YEAR	G-GS	MIN	FG	FGA	PCT	FT	FTA	PCT	OR	DR	TOT	A	PF-D	STL	TO	BLK	PTS	AVG
01-02	16-0	252	25	68	.368	11	15	.733	7	16	23	49	32-0	13	20	0	62	3.9

Three-point FG: 1-4 (.250)

Playoffs

YEAR	G-GS	MIN	FG	FGA	PCT	FT	FTA	PCT	OR	DR	TOT	A	PF-D	STL	TO	BLK	PTS	AVG
01-02	3-0	10	1	5	.200	1	1	1.000	0	0	0	0	5-0	0	1	0	3	1.0

Three-point FG: 0-1 (.000)

### PARKS, CHEROKEE

ACQUIRED: From Dallas on June 29, 1996 for restructuring the conditions of the first-round pick owed to Dallas from the Nov. 1, 1994 Sean Rooks trade.

DEPARTED: Unrestricted free agent on July 1, 1998. Dallas received Minnesota's first-round pick in 1997.

YEAR	G-GS	MIN	FG	FGA	PCT	FT	FTA	PCT	OR	DR	TOT	A	PF-D	STL	TO	BLK	PTS	AVG
96-97	76-0	961	103	202	.510	46	76	.605	83	112	195	34	150-2	41	32	48	252	3.3
97-98	79-43	1703	224	449	.499	110	169	.651	140	297	437	53	237-4	36	66	86	558	7.1
<b>TOTAL</b>	<b>155-43</b>	<b>2664</b>	<b>327</b>	<b>651</b>	<b>.502</b>	<b>156</b>	<b>245</b>	<b>.637</b>	<b>223</b>	<b>409</b>	<b>632</b>	<b>87</b>	<b>387-6</b>	<b>77</b>	<b>98</b>	<b>134</b>	<b>810</b>	<b>5.2</b>

Three-point FG: 96-97, 0-1 (.000); 97-98, 0-1 (.000). Total, 0-2 (.000)

Playoffs

YEAR	G-GS	MIN	FG	FGA	PCT	FT	FTA	PCT	OR	DR	TOT	A	PF-D	STL	TO	BLK	PTS	AVG
96-97	1-0	11	2	3	.667	0	0	----	0	5	5	0	5-0	1	0	0	4	4.0
97-98	1-0	1	0	0	----	0	0	----	0	0	0	0	0-0	0	0	0	0	0.0
<b>TOTAL</b>	<b>2-0</b>	<b>12</b>	<b>2</b>	<b>3</b>	<b>.667</b>	<b>0</b>	<b>0</b>	<b>----</b>	<b>0</b>	<b>5</b>	<b>5</b>	<b>0</b>	<b>5-0</b>	<b>1</b>	<b>0</b>	<b>0</b>	<b>4</b>	<b>2.0</b>

### PATTERSON, ANDRAE

ACQUIRED: 1998 NBA Draft (2nd Round/46th overall).

DEPARTED: Unrestricted free agent on July 1, 2001.

YEAR	G-GS	MIN	FG	FGA	PCT	FT	FTA	PCT	OR	DR	TOT	A	PF-D	STL	TO	BLK	PTS	AVG
98-99	35-0	284	43	97	.443	28	36	.778	30	35	65	15	62-1	19	22	7	114	3.3
99-00	5-0	20	3	4	.750	0	0	----	1	1	2	1	4-0	1	1	0	6	1.2
00-01				Did not play - injured														
<b>TOTAL</b>	<b>40-0</b>	<b>304</b>	<b>46</b>	<b>101</b>	<b>.455</b>	<b>28</b>	<b>36</b>	<b>.778</b>	<b>31</b>	<b>36</b>	<b>67</b>	<b>16</b>	<b>66-1</b>	<b>20</b>	<b>23</b>	<b>7</b>	<b>120</b>	<b>3.0</b>

Three-point FG: 98-99, 0-5 (.000). Total, 0-5 (.000)

Playoffs

YEAR	G-GS	MIN	FG	FGA	PCT	FT	FTA	PCT	OR	DR	TOT	A	PF-D	STL	TO	BLK	PTS	AVG
98-99	2-0	7	0	0	----	0	0	----	1	3	4	2	1-0	0	1	0	0	0.0

### PAVLOVIC, SASHA

ACQUIRED: Signed as a free agent on Sept. 17, 2009.

DEPARTED: Unrestricted free agent on July 1, 2010.

YEAR	G-GS	MIN	FG	FGA	PCT	FT	FTA	PCT	OR	DR	TOT	A	PF-D	STL	TO	BLK	PTS	AVG
09-10	71-0	877	109	300	.363	10	26	.385	12	105	117	58	84-1	23	53	6	263	3.7

Three-point FG: 35-118 (.297)

### PECHEROV, OLEKSIY

ACQUIRED: From Washington with Darius Songaila, Etan Thomas and a future first-round pick for Randy Foye and Mike Miller on June 24, 2009.

DEPARTED: Unrestricted free agent on July 1, 2010.

YEAR	G-GS	MIN	FG	FGA	PCT	FT	FTA	PCT	OR	DR	TOT	A	PF-D	STL	TO	BLK	PTS	AVG
09-10	44-5	447	77	188	.410	29	32	.906	32	92	124	11	55-0	9	32	14	197	4.5

Three-point FG: 14-52 (.269)



## FORMER PLAYER STATS

### PEELER, ANTHONY

COLLEGE: MISSOURI '92

NO: 1/44

POS: G

HT: 6-4

BIRTHDATE: NOV. 25, 1969

ACQUIRED: From Vancouver for Doug West on Feb. 18, 1998.

DEPARTED: Traded to Milwaukee with Joe Smith for Sam Cassell and Ervin Johnson on June 27, 2003.

YEAR	G-GS	MIN	FG	FGA	PCT	FT	FTA	PCT	OR	DR	TOT	A	PF-D	STL	TO	BLK	PTS	AVG
97-98	30-24	991	155	348	.445	32	41	.780	31	72	103	114	81-0	52	45	6	390	13.0
98-99	28-28	810	103	272	.379	30	41	.732	30	54	84	78	60-0	35	38	6	270	9.6
99-00	82-22	2073	316	725	.436	87	109	.798	58	174	232	195	171-1	62	85	10	804	9.8
00-01	75-41	2126	308	732	.421	75	87	.862	44	148	192	192	166-1	91	105	18	791	10.5
01-02	82-0	2060	288	684	.421	50	58	.862	37	169	206	177	137-0	61	76	11	737	9.0
02-03	82-39	2245	252	609	.414	39	50	.780	40	201	241	244	161-0	72	82	13	630	7.7
<b>TOTAL</b>	<b>379-154</b>	<b>10305</b>	<b>1422</b>	<b>3373</b>	<b>.422</b>	<b>313</b>	<b>386</b>	<b>.811</b>	<b>240</b>	<b>818</b>	<b>1058</b>	<b>1000</b>	<b>776-2</b>	<b>373</b>	<b>431</b>	<b>64</b>	<b>3622</b>	<b>9.6</b>

Three-point FG: 97-98, 48-106 (.453); 98-99, 34-114 (.298); 99-00, 85-255 (.333); 00-01, 100-256 (.391); 01-02, 111-283 (.392); 02-03, 87-212 (.410). Total, 465-1226 (.379)

#### Playoffs

YEAR	G-GS	MIN	FG	FGA	PCT	FT	FTA	PCT	OR	DR	TOT	A	PF-D	STL	TO	BLK	PTS	AVG
97-98	5-5	213	31	77	.403	4	4	1.000	16	22	38	18	15-0	10	8	3	81	16.2
98-99	4-4	125	11	35	.314	0	0	---	7	9	16	6	12-1	4	4	0	27	6.8
99-00	4-0	90	11	24	.458	6	8	.750	2	7	9	5	9-0	3	1	1	30	7.5
00-01	4-4	137	14	53	.264	0	0	---	3	11	14	7	10-0	7	6	1	34	8.5
01-02	3-0	67	9	20	.450	4	6	.667	1	12	13	2	5-0	4	6	0	27	9.0
02-03	6-5	166	13	38	.342	1	2	.500	5	16	21	18	14-0	4	4	1	29	4.8
<b>TOTAL</b>	<b>26-18</b>	<b>798</b>	<b>89</b>	<b>247</b>	<b>.360</b>	<b>15</b>	<b>20</b>	<b>.750</b>	<b>34</b>	<b>77</b>	<b>111</b>	<b>48</b>	<b>65-1</b>	<b>32</b>	<b>29</b>	<b>6</b>	<b>228</b>	<b>8.8</b>

Three-point FG: 97-98, 15-31 (.484); 98-99, 5-13 (.385); 99-00, 2-10 (.200); 00-01, 6-17 (.253); 01-02, 5-9 (.556); 02-03, 2-16 (.125). Total, 35-96 (.365)

### PERSON, CHUCK

COLLEGE: AUBURN '86

NO: 45

POS: F

HT: 6-8

BIRTHDATE: JUNE 27, 1964

ACQUIRED: From Indiana with Micheal Williams for Sam Mitchell and Pooh Richardson on Sept. 8, 1992.

DEPARTED: Unrestricted free agent on July 1, 1994.

YEAR	G-GS	MIN	FG	FGA	PCT	FT	FTA	PCT	OR	DR	TOT	A	PF-D	STL	TO	BLK	PTS	AVG
92-93	78-75	2985	541	1248	.433	109	168	.649	98	335	433	343	198-2	67	219	30	1309	16.8
93-94	77-37	2029	356	843	.422	82	108	.759	55	198	253	185	164-0	45	121	12	894	11.6
<b>TOTAL</b>	<b>155-112</b>	<b>5014</b>	<b>897</b>	<b>2091</b>	<b>.429</b>	<b>191</b>	<b>276</b>	<b>.692</b>	<b>153</b>	<b>533</b>	<b>686</b>	<b>528</b>	<b>362-2</b>	<b>112</b>	<b>340</b>	<b>42</b>	<b>2203</b>	<b>14.2</b>

Three-point FG: 92-93, 118-332 (.355); 93-94, 100-272 (.368). Total, 218-604 (.361)

### PORTER, TERRY

COLLEGE: WISCONSIN-STEVENS POINT '85

NO: 30

POS: G

HT: 6-3

BIRTHDATE: APRIL 8, 1963

ACQUIRED: Signed as a free agent on Oct. 16, 1995.

DEPARTED: Unrestricted free agent on July 1, 1998.

YEAR	G-GS	MIN	FG	FGA	PCT	FT	FTA	PCT	OR	DR	TOT	A	PF-D	STL	TO	BLK	PTS	AVG
95-96	82-40	2072	269	608	.442	164	209	.785	36	176	212	452	154-0	89	173	15	773	9.4
96-97	82-20	1568	187	449	.416	127	166	.765	31	145	176	295	104-0	54	128	11	568	6.9
97-98	82-8	1786	259	577	.449	167	195	.856	37	131	168	271	103-0	63	104	16	777	9.5
<b>TOTAL</b>	<b>246-68</b>	<b>5426</b>	<b>715</b>	<b>1634</b>	<b>.438</b>	<b>458</b>	<b>570</b>	<b>.804</b>	<b>104</b>	<b>452</b>	<b>556</b>	<b>915</b>	<b>361-0</b>	<b>206</b>	<b>405</b>	<b>42</b>	<b>2118</b>	<b>8.6</b>

Three-point FG: 95-96, 71-226 (.314); 96-97, 67-200 (.335); 97-98, 92-223 (.395). Total, 230-649 (.354)

#### Playoffs

YEAR	G-GS	MIN	FG	FGA	PCT	FT	FTA	PCT	OR	DR	TOT	A	PF-D	STL	TO	BLK	PTS	AVG
96-97	3-0	46	5	13	.385	3	4	.750	1	2	3	9	2-0	2	2	2	16	5.3
97-98	5-4	188	27	63	.429	15	18	.833	7	18	25	16	10-0	5	4	0	79	15.8
<b>TOTAL</b>	<b>8-4</b>	<b>234</b>	<b>32</b>	<b>76</b>	<b>.421</b>	<b>18</b>	<b>22</b>	<b>.818</b>	<b>8</b>	<b>20</b>	<b>28</b>	<b>25</b>	<b>12-0</b>	<b>7</b>	<b>6</b>	<b>2</b>	<b>95</b>	<b>11.9</b>

Three-point FG: 1996-97, 3-9 (.333); 1997-98, 10-25 (.400). Total, 13-34 (.382)

### PRICE, A.J.

COLLEGE: CONNECTICUT '09

NO: 22

POS: G

HT: 6-2

BIRTHDATE: OCT. 7, 1986

ACQUIRED: Signed as a free agent on Sept. 27, 2013.

DEPARTED: Waived on Apr. 3, 2014.

YEAR	G-GS	MIN	FG	FGA	PCT	FT	FTA	PCT	OR	DR	TOT	A	PF-D	STL	TO	BLK	PTS	AVG
13-14	28-0	99	19	46	.413	0	2	.000	1	9	10	13	5-0	1	7	0	44	1.6

Three-point FG: 13-14, 6-22 (.273)

### PRINCE, TAYSHAUN

COLLEGE: KENTUCKY '02

NO: 12

POS: F

HT: 6-9

BIRTHDATE: FEB. 28, 1980

ACQUIRED: Signed as a free agent on Aug. 20, 2015.

DEPARTED: Unrestricted free agent on July 1, 2016.

YEAR	G-GS	MIN	FG	FGA	PCT	FT	FTA	PCT	OR	DR	TOT	A	PF-D	STL	TO	BLK	PTS	AVG
15-16	77-44	1462	102	229	.445	13	19	.684	32	115	147	73	62-0	36	27	13	221	2.9

Three-point FG: 4-23 (.174)

### RADULJICA, MIROSLAV

COUNTRY: SERBIA

NO: 13

POS: C

HT: 7-0

BIRTHDATE: JAN. 5, 1988

ACQUIRED: Signed to a 10-day contract on Jan. 8, 2015.

DEPARTED: Waived on Jan. 27, 2015.

YEAR	G-GS	MIN	FG	FGA	PCT	FT	FTA	PCT	OR	DR	TOT	A	PF-D	STL	TO	BLK	PTS	AVG
14-15	5-0	23	3	8	.375	2	2	1.000	2	3	5	0	8-0	1	2	0	8	1.6



## FORMER PLAYER STATS

### RAKOCEVIC, IGOR

COLLEGE: YUGOSLAVIA '00

NO: 36

POS: G

HT: 6-3

BIRTHDATE: MARCH 29, 1978

ACQUIRED: 2000 NBA Draft (2nd Round/51st overall).

DEPARTED: Released on May 6, 2003.

YEAR	G-GS	MIN	FG	FGA	PCT	FT	FTA	PCT	OR	DR	TOT	A	PF-D	STL	TO	BLK	PTS	AVG
02-03	42-0	244	22	58	.379	29	36	.806	4	13	17	33	25-0	4	23	0	78	1.9
Three-point FG: 02-03, 5-12 (.417)																		

### RANDALL, MARK

COLLEGE: KANSAS '91

NO: 52

POS: F

HT: 6-9

BIRTHDATE: SEPT. 30, 1967

ACQUIRED: Claimed off waivers on Jan. 2, 1992.

DEPARTED: Traded to Detroit with Gerald Glass for Lance Blanks, Brad Sellers and a future second-round pick on Nov. 15, 1992.

YEAR	G-GS	MIN	FG	FGA	PCT	FT	FTA	PCT	OR	DR	TOT	A	PF-D	STL	TO	BLK	PTS	AVG
91-92	39-0	374	58	127	.457	26	35	.743	35	27	62	26	31-0	12	19	3	145	3.7
92-93	2-0	8	0	1	.000	0	0	.000	0	0	0	1	1-0	0	1	0	0	0.0
TOTAL	41-0	382	58	128	.453	26	35	.743	35	27	62	27	32-0	12	20	3	145	3.7
Three-point FG: 91-92, 3-14 (.214); 92-93, 0-1 (.000). Total, 3-15 (.200)																		

### RANDOLPH, ANTHONY

COLLEGE: LSU '08

NO: 15

POS: F

HT: 6-11

BIRTHDATE: JULY 15, 1989

ACQUIRED: From New York, along with Eddie Curry, cash considerations and a future second round pick from Denver, in a three-team, 13-player trade that sent Corey Brewer to New York and Kosta Koufos to Denver.

DEPARTED: Not extended qualifying offer - June 30, 2012.

YEAR	G-GS	MIN	FG	FGA	PCT	FT	FTA	PCT	OR	DR	TOT	A	PF-D	STL	TO	BLK	PTS	AVG
10-11	23-3	463	109	219	.498	52	74	.703	32	88	120	26	47-0	18	43	16	270	11.7
11-12	34-5	517	94	200	.470	64	84	.762	42	81	123	19	56-1	13	40	35	252	7.4
TOTAL	57-8	980	203	419	.484	116	158	.734	74	169	243	45	103-1	31	83	51	522	9.2
Three-point FG: 0-1 (.000)																		

### RATLIFF, THEO

COLLEGE: WYOMING '95

NO: 42

POS: C

HT: 6-10

BIRTHDATE: APRIL 17, 1973

ACQUIRED: From Boston with Al Jefferson, Gerald Green, Ryan Gomes, Sebastian Telfair and two future first-round picks for Kevin Garnett on July 31, 2007.

DEPARTED: Waived on Feb. 29, 2008

YEAR	G-GS	MIN	FG	FGA	PCT	FT	FTA	PCT	OR	DR	TOT	A	PF-D	STL	TO	BLK	PTS	AVG
07-08	10-6	214	23	45	.511	17	25	.680	13	26	39	7	30-1	3	12	19	63	6.3
Three-point FG: 0-1 (.000)																		

### REED, JUSTIN

COLLEGE: MISSISSIPPI '04

NO: 9

POS: F

HT: 6-8

BIRTHDATE: JAN. 16, 1982

ACQUIRED: From Boston with Mark Blount, Ricky Davis and Marcus Banks and two future second-round picks for Wally Szczerbiak, Michael Olowokandi and Dwayne Jones and a future first-round pick on Jan. 26, 2006.

DEPARTED: Traded to Houston with Mike James for Juwan Howard on June 14, 2007.

YEAR	G-GS	MIN	FG	FGA	PCT	FT	FTA	PCT	OR	DR	TOT	A	PF-D	STL	TO	BLK	PTS	AVG
05-06	40-6	706	94	221	.425	62	80	.775	40	55	95	34	118-1	18	37	11	250	6.3
06-07	41-3	318	40	107	.374	26	30	.867	15	31	46	17	44-0	5	22	3	106	2.6
TOTAL	81-9	1014	134	328	.409	88	110	.800	55	86	141	51	162-1	23	59	14	356	4.4
Three-point FG: 05-06, 0-1 (.000); 06-07, 0-0 (---). Total, 0-1 (.000)																		

### RICHARD, CHRIS

COLLEGE: FLORIDA '07

NO: 32

POS: F

HT: 6-9

BIRTHDATE: DEC. 25, 1984

ACQUIRED: 2007 NBA Draft (2nd Round/41st overall).

DEPARTED: Released on Oct. 23, 2008.

YEAR	G-GS	MIN	FG	FGA	PCT	FT	FTA	PCT	OR	DR	TOT	A	PF-D	STL	TO	BLK	PTS	AVG
07-08	52-3	556	41	87	.471	16	27	.593	52	83	135	18	83-0	10	23	12	98	1.9

### RICHARDSON, POOH

COLLEGE: UCLA '89

NO: 24

POS: G

HT: 6-1

BIRTHDATE: MAY 14, 1966

ACQUIRED: 1989 NBA Draft (1st Round/10th overall).

DEPARTED: Traded to Indiana with Sam Mitchell for Chuck Person and Micheal Williams on Sept. 8, 1992.

YEAR	G-GS	MIN	FG	FGA	PCT	FT	FTA	PCT	OR	DR	TOT	A	PF-D	STL	TO	BLK	PTS	AVG
89-90	82-48	2581	426	925	.461	63	107	.589	55	162	217	554	143-0	133	141	25	938	11.4
90-91	82-82	3154	635	1350	.470	89	165	.539	82	204	286	734	114-0	131	174	13	1401	17.1
91-92	82-82	2922	587	1261	.466	123	178	.691	91	210	301	685	152-0	119	204	25	1350	16.5
TOTAL	246-212	8657	1648	3536	.466	275	450	.611	228	576	804	1973	409-0	383	519	63	3689	15.0
Three-point FG: 89-90, 23-83 (.277); 90-91, 42-128 (.328); 91-92, 53-155 (.342). Total, 118-366 (.322)																		

### RIDER, ISAIAH

COLLEGE: UNLV '93

NO: 34

POS: G

HT: 6-5

BIRTHDATE: MARCH 12, 1971

ACQUIRED: 1993 NBA Draft (1st Round/5th overall).

DEPARTED: Traded to Portland for James Robinson, Bill Curley and a first-round draft pick in 1997 or 1998 on July 23, 1996.

YEAR	G-GS	MIN	FG	FGA	PCT	FT	FTA	PCT	OR	DR	TOT	A	PF-D	STL	TO	BLK	PTS	AVG
93-94	79-60	2415	522	1115	.468	215	265	.811	118	197	315	202	194-0	54	218	28	1313	16.6
94-95	75-67	2645	558	1249	.447	277	339	.817	90	159	249	245	194-3	69	232	23	1532	20.4
95-96	75-68	2594	560	1206	.464	248	296	.838	99	210	309	213	204-2	48	201	23	1470	19.6
TOTAL	229-195	7654	1640	3570	.459	740	900	.822	307	566	873	760	592-5	171	651	74	4315	18.8
Three-point FG: 93-94, 54-150 (.360); 94-95, 139-396 (.351); 95-96, 102-275 (.371). Total, 295-821 (.359)																		



## FORMER PLAYER STATS

<b>RIDNOUR, LUKE</b>			<b>COLLEGE: OREGON '03</b>					<b>NO: 13</b>		<b>POS: G</b>		<b>HT: 6-2</b>		<b>BIRTHDATE: FEB. 13, 1981</b>					
<b>ACQUIRED:</b> Signed as a free agent on July 21, 2010.																			
<b>DEPARTED:</b> Traded to Milwaukee along with a 2014 2nd-round pick in a three-team deal in which the Wolves acquired Kevin Martin (sign-and-trade) and cash considerations from Oklahoma City on July 11, 2013.																			
<b>YEAR</b>	<b>G-GS</b>	<b>MIN</b>	<b>FG</b>	<b>FGA</b>	<b>PCT</b>	<b>FT</b>	<b>FTA</b>	<b>PCT</b>	<b>OR</b>	<b>DR</b>	<b>TOT</b>	<b>A</b>	<b>PF-D</b>	<b>STL</b>	<b>TO</b>	<b>BLK</b>	<b>PTS</b>	<b>AVG</b>	
10-11	71-66	2159	319	681	.468	121	137	.883	37	162	199	384	146-1	89	158	10	840	11.8	
11-12	53-53	1750	242	550	.440	106	119	.891	19	122	141	252	136-1	56	96	16	639	12.1	
12-13	82-82	2474	367	811	.453	139	164	.848	41	165	206	311	187-1	82	130	15	939	11.5	
<b>TOTAL</b>	<b>206-201</b>	<b>6383</b>	<b>928</b>	<b>2042</b>	<b>.454</b>	<b>366</b>	<b>420</b>	<b>.871</b>	<b>97</b>	<b>449</b>	<b>546</b>	<b>947</b>	<b>469-3</b>	<b>227</b>	<b>384</b>	<b>41</b>	<b>2418</b>	<b>11.7</b>	
Three-point FG: 10-11, 81-184 (.440); 1-12, 49-152 (.322); 12-13, 66-212 (.311). Total, 196-548 (.358)																			
<b>RILEY, ERIC</b>			<b>COLLEGE: MICHIGAN '93</b>					<b>NO: 40</b>		<b>POS: C</b>		<b>HT: 7-0</b>		<b>BIRTHDATE: JUNE 2, 1970</b>					
<b>ACQUIRED:</b> Signed as a free agent on Oct. 14, 1995.																			
<b>DEPARTED:</b> Unrestricted free agent on July 1, 1996.																			
<b>YEAR</b>	<b>G-GS</b>	<b>MIN</b>	<b>FG</b>	<b>FGA</b>	<b>PCT</b>	<b>FT</b>	<b>FTA</b>	<b>PCT</b>	<b>OR</b>	<b>DR</b>	<b>TOT</b>	<b>A</b>	<b>PF-D</b>	<b>STL</b>	<b>TO</b>	<b>BLK</b>	<b>PTS</b>	<b>AVG</b>	
95-96	25-10	310	35	74	.473	22	28	.786	32	44	76	5	42-0	8	17	16	92	3.7	
Three-point FG: 0-1 (.000)																			
<b>ROBERTS, STANLEY</b>			<b>COLLEGE: LSU '91</b>					<b>NO: 53</b>		<b>POS: C</b>		<b>HT: 7-0</b>		<b>BIRTHDATE: FEB. 7, 1970</b>					
<b>ACQUIRED:</b> From the L.A. Clippers for Stojko Vrankovic on June 25, 1997.																			
<b>DEPARTED:</b> Unrestricted free agent on June 15, 1998.																			
<b>YEAR</b>	<b>G-GS</b>	<b>MIN</b>	<b>FG</b>	<b>FGA</b>	<b>PCT</b>	<b>FT</b>	<b>FTA</b>	<b>PCT</b>	<b>OR</b>	<b>DR</b>	<b>TOT</b>	<b>A</b>	<b>PF-D</b>	<b>STL</b>	<b>TO</b>	<b>BLK</b>	<b>PTS</b>	<b>AVG</b>	
97-98	74-4	1328	191	386	.495	75	156	.481	109	254	363	27	226-5	24	70	72	457	6.2	
<i>Playoffs</i>																			
<b>YEAR</b>	<b>G-GS</b>	<b>MIN</b>	<b>FG</b>	<b>FGA</b>	<b>PCT</b>	<b>FT</b>	<b>FTA</b>	<b>PCT</b>	<b>OR</b>	<b>DR</b>	<b>TOT</b>	<b>A</b>	<b>PF-D</b>	<b>STL</b>	<b>TO</b>	<b>BLK</b>	<b>PTS</b>	<b>AVG</b>	
97-98	1-0	8	0	1	.000	1	2	.500	1	1	2	0	0-0	0	1	0	1	1.0	
<b>ROBINSON III, GLENN</b>			<b>COLLEGE: MICHIGAN '14</b>					<b>NO: 1</b>		<b>POS: G/F</b>		<b>HT: 6-7</b>		<b>BIRTHDATE: JAN. 8, 1994</b>					
<b>ACQUIRED:</b> 2014 NBA Draft (2nd round/40th overall).																			
<b>DEPARTED:</b> Waived on March 5, 2015.																			
<b>YEAR</b>	<b>G-GS</b>	<b>MIN</b>	<b>FG</b>	<b>FGA</b>	<b>PCT</b>	<b>FT</b>	<b>FTA</b>	<b>PCT</b>	<b>OR</b>	<b>DR</b>	<b>TOT</b>	<b>A</b>	<b>PF-D</b>	<b>STL</b>	<b>TO</b>	<b>BLK</b>	<b>PTS</b>	<b>AVG</b>	
14-15	25-0	108	8	24	.333	12	16	.750	4	10	14	3	5-0	3	3	0	29	1.2	
Three-point FG: 14-15, 1-6 (.167).																			
<b>ROBINSON, JAMES</b>			<b>COLLEGE: ALABAMA '93</b>					<b>NO: 26</b>		<b>POS: G</b>		<b>HT: 6-2</b>		<b>BIRTHDATE: AUG. 31, 1970</b>					
<b>ACQUIRED:</b> Signed as a free agent on March 26, 1999.																			
<b>DEPARTED:</b> Unrestricted free agent on July 1, 1999.																			
<b>YEAR</b>	<b>G-GS</b>	<b>MIN</b>	<b>FG</b>	<b>FGA</b>	<b>PCT</b>	<b>FT</b>	<b>FTA</b>	<b>PCT</b>	<b>OR</b>	<b>DR</b>	<b>TOT</b>	<b>A</b>	<b>PF-D</b>	<b>STL</b>	<b>TO</b>	<b>BLK</b>	<b>PTS</b>	<b>AVG</b>	
96-97	69-5	1309	196	482	.407	78	114	.684	24	88	112	126	125-1	30	69	8	572	8.3	
98-99	17-0	226	28	87	.322	8	14	.571	8	27	35	38	31-0	8	28	5	77	4.5	
<b>TOTAL</b>	<b>86-5</b>	<b>1535</b>	<b>224</b>	<b>569</b>	<b>.394</b>	<b>86</b>	<b>128</b>	<b>.672</b>	<b>32</b>	<b>115</b>	<b>147</b>	<b>164</b>	<b>156-1</b>	<b>38</b>	<b>97</b>	<b>13</b>	<b>649</b>	<b>7.5</b>	
Three-point FG: 96-97, 102-267 (.382); 98-99, 13-44 (.295). Total, 115-311 (.370)																			
<i>Playoffs</i>																			
<b>YEAR</b>	<b>G-GS</b>	<b>MIN</b>	<b>FG</b>	<b>FGA</b>	<b>PCT</b>	<b>FT</b>	<b>FTA</b>	<b>PCT</b>	<b>OR</b>	<b>DR</b>	<b>TOT</b>	<b>A</b>	<b>PF-D</b>	<b>STL</b>	<b>TO</b>	<b>BLK</b>	<b>PTS</b>	<b>AVG</b>	
96-97	2-0	31	5	12	.417	0	0	----	1	2	3	3	4-0	2	1	0	14	7.0	
98-99	4-0	10	1	4	.250	0	0	----	0	1	1	0	3-0	0	3	0	3	0.8	
<b>TOTAL</b>	<b>6-0</b>	<b>41</b>	<b>6</b>	<b>16</b>	<b>.385</b>	<b>0</b>	<b>0</b>	<b>----</b>	<b>1</b>	<b>3</b>	<b>4</b>	<b>3</b>	<b>7-0</b>	<b>2</b>	<b>4</b>	<b>0</b>	<b>17</b>	<b>2.8</b>	
Three-point FG: 1997, 4-10 (.400); 1999, 1-3 (.333). Total, 5-13 (.385)																			
<b>ROOKS, SEAN</b>			<b>COLLEGE: ARIZONA '92</b>					<b>NO: 45</b>		<b>POS: C</b>		<b>HT: 6-10</b>		<b>BIRTHDATE: SEPT. 9, 1969</b>					
<b>ACQUIRED:</b> From Dallas for a conditional 1996, 1997 or 1998 first-round draft pick on Nov. 1, 1994.																			
<b>DEPARTED:</b> Traded to Atlanta with Christian Laettner for Andrew Lang and Anthony "Spud" Webb on Feb. 22, 1996.																			
<b>YEAR</b>	<b>G-GS</b>	<b>MIN</b>	<b>FG</b>	<b>FGA</b>	<b>PCT</b>	<b>FT</b>	<b>FTA</b>	<b>PCT</b>	<b>OR</b>	<b>DR</b>	<b>TOT</b>	<b>A</b>	<b>PF-D</b>	<b>STL</b>	<b>TO</b>	<b>BLK</b>	<b>PTS</b>	<b>AVG</b>	
94-95	80-70	2405	289	615	.470	290	381	.761	165	321	486	97	208-1	29	142	71	868	10.9	
95-96	49-7	902	112	227	.493	106	159	.667	60	144	204	38	106-0	19	49	28	331	6.8	
<b>TOTAL</b>	<b>129-77</b>	<b>3307</b>	<b>401</b>	<b>842</b>	<b>.476</b>	<b>396</b>	<b>540</b>	<b>.733</b>	<b>225</b>	<b>465</b>	<b>690</b>	<b>135</b>	<b>314-1</b>	<b>48</b>	<b>191</b>	<b>99</b>	<b>1199</b>	<b>9.3</b>	
Three-point FG: 94-95, 0-5 (.000); 95-96, 1-6 (.167). Total, 1-11 (.091)																			
<b>ROTH, SCOTT</b>			<b>COLLEGE: WISCONSIN '85</b>					<b>NO: 3</b>		<b>POS: F</b>		<b>HT: 6-6</b>		<b>BIRTHDATE: JUNE 3, 1963</b>					
<b>ACQUIRED:</b> Selected in Expansion Draft from San Antonio on June 15, 1989.																			
<b>DEPARTED:</b> Released on July 6, 1990.																			
<b>YEAR</b>	<b>G-GS</b>	<b>MIN</b>	<b>FG</b>	<b>FGA</b>	<b>PCT</b>	<b>FT</b>	<b>FTA</b>	<b>PCT</b>	<b>OR</b>	<b>DR</b>	<b>TOT</b>	<b>A</b>	<b>PF-D</b>	<b>STL</b>	<b>TO</b>	<b>BLK</b>	<b>PTS</b>	<b>AVG</b>	
89-90	71-3	1061	159	420	.379	150	201	.746	34	78	112	115	144-1	51	85	6	486	6.8	
Three-point FG: 18-52 (.346)																			
<b>ROY, BRANDON</b>			<b>COLLEGE: WASHINGTON '04</b>					<b>NO: 3</b>		<b>POS: G</b>		<b>HT: 6-6</b>		<b>BIRTHDATE: JULY 23, 1984</b>					
<b>ACQUIRED:</b> Signed as a free agent on Aug. 31, 2012.																			
<b>DEPARTED:</b> Waived on May 10, 2013.																			
<b>YEAR</b>	<b>G-GS</b>	<b>MIN</b>	<b>FG</b>	<b>FGA</b>	<b>PCT</b>	<b>FT</b>	<b>FTA</b>	<b>PCT</b>	<b>OR</b>	<b>DR</b>	<b>TOT</b>	<b>A</b>	<b>PF-D</b>	<b>STL</b>	<b>TO</b>	<b>BLK</b>	<b>PTS</b>	<b>AVG</b>	
12-13	5-5	122	11	35	.314	7	10	.700	3	11	14	23	5-0	3	7	0	29	5.8	
Three-point FG: 0-9 (.000)																			





## FORMER PLAYER STATS

<b>ROYAL, DONALD</b>			<b>COLLEGE: NOTRE DAME '87</b>			<b>NO: 15</b>			<b>POS: F</b>			<b>HT: 6-7</b>			<b>BIRTHDATE: MAY 2, 1966</b>				
<b>ACQUIRED:</b> Signed as a free agent on Sept. 12, 1989.																			
<b>DEPARTED:</b> Opted to play in Israel after 1989-90 season.																			
<b>YEAR</b>	<b>G-GS</b>	<b>MIN</b>	<b>FG</b>	<b>FGA</b>	<b>PCT</b>	<b>FT</b>	<b>FTA</b>	<b>PCT</b>	<b>OR</b>	<b>DR</b>	<b>TOT</b>	<b>A</b>	<b>PF-D</b>	<b>STL</b>	<b>TO</b>	<b>BLK</b>	<b>PTS</b>	<b>AVG</b>	
89-90	66-0	746	117	255	.459	153	197	.777	69	68	137	43	107-0	32	81	8	387	5.9	
Three-point FG: 0-1 (.000)																			
<b>ROZIER, CLIFFORD</b>			<b>COLLEGE: LOUISVILLE '94</b>			<b>NO: 22</b>			<b>POS: C</b>			<b>HT: 6-11</b>			<b>BIRTHDATE: OCT. 31, 1972</b>				
<b>ACQUIRED:</b> Signed as a free agent on Oct. 1, 1997.																			
<b>DEPARTED:</b> Released on Nov. 25, 1997.																			
<b>YEAR</b>	<b>G-GS</b>	<b>MIN</b>	<b>FG</b>	<b>FGA</b>	<b>PCT</b>	<b>FT</b>	<b>FTA</b>	<b>PCT</b>	<b>OR</b>	<b>DR</b>	<b>TOT</b>	<b>A</b>	<b>PF-D</b>	<b>STL</b>	<b>TO</b>	<b>BLK</b>	<b>PTS</b>	<b>AVG</b>	
97-98	6-0	30	3	6	.500	0	1	.000	3	3	6	0	7-0	0	4	0	6	1.0	
<b>RUDEZ, DAMJAN</b>			<b>COUNTRY: CROATIA</b>			<b>NO: 10</b>			<b>POS: F</b>			<b>HT: 6-10</b>			<b>BIRTHDATE: JUNE 17, 1986</b>				
<b>ACQUIRED:</b> From Indiana for Chase Budinger on July 11, 2015.																			
<b>DEPARTED:</b> Not extended qualifying offer - June 30, 2016.																			
<b>YEAR</b>	<b>G-GS</b>	<b>MIN</b>	<b>FG</b>	<b>FGA</b>	<b>PCT</b>	<b>FT</b>	<b>FTA</b>	<b>PCT</b>	<b>OR</b>	<b>DR</b>	<b>TOT</b>	<b>A</b>	<b>PF-D</b>	<b>STL</b>	<b>TO</b>	<b>BLK</b>	<b>PTS</b>	<b>AVG</b>	
15-16	33-0	277	25	62	.403	8	8	1.000	5	15	20	11	33-0	3	13	1	75	2.3	
Three-point FG: 17-50 (.340)																			
<b>SCOTT, DENNIS</b>			<b>COLLEGE: GEORGIA TECH '91</b>			<b>NO: 3</b>			<b>POS: G/F</b>			<b>HT: 6-8</b>			<b>BIRTHDATE: SEPT. 5, 1968</b>				
<b>ACQUIRED:</b> Signed as a free agent on March 17, 1999.																			
<b>DEPARTED:</b> Unrestricted free agent on July 1, 1999.																			
<b>YEAR</b>	<b>G-GS</b>	<b>MIN</b>	<b>FG</b>	<b>FGA</b>	<b>PCT</b>	<b>FT</b>	<b>FTA</b>	<b>PCT</b>	<b>OR</b>	<b>DR</b>	<b>TOT</b>	<b>A</b>	<b>PF-D</b>	<b>STL</b>	<b>TO</b>	<b>BLK</b>	<b>PTS</b>	<b>AVG</b>	
98-99	21-9	532	70	157	.446	22	27	.815	5	33	38	32	32-0	12	14	2	191	9.1	
Three-point FG: 29-68 (.426)																			
<b>SEALY, MALIK</b>			<b>COLLEGE: ST. JOHN'S '92</b>			<b>NO: 2</b>			<b>POS: G/F</b>			<b>HT: 6-8</b>			<b>BIRTHDATE: FEB. 1, 1970</b>				
<b>ACQUIRED:</b> Signed as a free agent on Jan. 22, 1999.																			
<b>DEPARTED:</b> Died May 20, 2000.																			
<b>YEAR</b>	<b>G-GS</b>	<b>MIN</b>	<b>FG</b>	<b>FGA</b>	<b>PCT</b>	<b>FT</b>	<b>FTA</b>	<b>PCT</b>	<b>OR</b>	<b>DR</b>	<b>TOT</b>	<b>A</b>	<b>PF-D</b>	<b>STL</b>	<b>TO</b>	<b>BLK</b>	<b>PTS</b>	<b>AVG</b>	
98-99	31-7	731	95	231	.411	55	61	.902	23	69	92	36	68-0	30	33	5	251	8.1	
99-00	82-61	2392	371	780	.476	177	218	.812	119	233	352	197	197-0	76	110	19	929	11.3	
<b>TOTAL</b>	<b>113-68</b>	<b>3123</b>	<b>466</b>	<b>1011</b>	<b>.461</b>	<b>232</b>	<b>279</b>	<b>.832</b>	<b>142</b>	<b>302</b>	<b>444</b>	<b>233</b>	<b>265-0</b>	<b>106</b>	<b>143</b>	<b>24</b>	<b>1180</b>	<b>10.4</b>	
Three-point FG: 98-99, 6-23 (.261); 99-00, 10-35 (.286). Total, 16-58, (.276)																			
<i>Playoffs</i>																			
<b>YEAR</b>	<b>G-GS</b>	<b>MIN</b>	<b>FG</b>	<b>FGA</b>	<b>PCT</b>	<b>FT</b>	<b>FTA</b>	<b>PCT</b>	<b>OR</b>	<b>DR</b>	<b>TOT</b>	<b>A</b>	<b>PF-D</b>	<b>STL</b>	<b>TO</b>	<b>BLK</b>	<b>PTS</b>	<b>AVG</b>	
98-99	4-0	70	8	23	.348	4	5	.800	2	4	6	3	4-0	1	2	1	20	5.0	
99-00	4-4	122	19	41	.463	11	16	.688	5	13	18	5	10-0	2	0	0	50	12.5	
<b>TOTAL</b>	<b>8-4</b>	<b>192</b>	<b>27</b>	<b>64</b>	<b>.422</b>	<b>15</b>	<b>21</b>	<b>.714</b>	<b>7</b>	<b>17</b>	<b>24</b>	<b>8</b>	<b>14-0</b>	<b>3</b>	<b>2</b>	<b>1</b>	<b>70</b>	<b>8.6</b>	
Three-point FG: 99-00, 1-3 (.333)																			
<b>SELLERS, BRAD</b>			<b>COLLEGE: OHIO STATE '86</b>			<b>NO: 2/4</b>			<b>POS: F</b>			<b>HT: 7-0</b>			<b>BIRTHDATE: DEC. 17, 1962</b>				
<b>ACQUIRED:</b> From Seattle for Steve Johnson and a conditional second-round draft pick on Feb. 22, 1990 ; From Detroit with Lance Blanks and a future second-round pick for Gerald Glass and Mark Randall on Nov. 15, 1992.																			
<b>DEPARTED:</b> Released on June 27, 1990 ; Released on July 7, 1993																			
<b>YEAR</b>	<b>G-GS</b>	<b>MIN</b>	<b>FG</b>	<b>FGA</b>	<b>PCT</b>	<b>FT</b>	<b>FTA</b>	<b>PCT</b>	<b>OR</b>	<b>DR</b>	<b>TOT</b>	<b>A</b>	<b>PF-D</b>	<b>STL</b>	<b>TO</b>	<b>BLK</b>	<b>PTS</b>	<b>AVG</b>	
89-90	14-0	113	19	56	.339	9	12	.750	8	11	19	1	11-0	6	12	3	47	3.4	
92-93	54-4	533	49	130	.377	37	39	.949	27	56	83	46	40-0	6	27	11	135	2.5	
<b>TOTAL</b>	<b>68-4</b>	<b>646</b>	<b>68</b>	<b>186</b>	<b>.366</b>	<b>46</b>	<b>51</b>	<b>.902</b>	<b>35</b>	<b>67</b>	<b>102</b>	<b>47</b>	<b>51-0</b>	<b>12</b>	<b>39</b>	<b>14</b>	<b>182</b>	<b>2.7</b>	
Three-point FG: 89-90, 0-2 (.000); 92-93, 0-1 (.000). Total, 0-3, (.000)																			
<b>SESSIONS, RAMON</b>			<b>COLLEGE: NEVADA '07</b>			<b>NO: 7</b>			<b>POS: G</b>			<b>HT: 6-3</b>			<b>BIRTHDATE: APRIL 11, 1986</b>				
<b>ACQUIRED:</b> Signed as a free agent on Sept. 11, 2009.																			
<b>DEPARTED:</b> Traded to Cleveland with Ryan Hollins and a future second-round pick for Sebastian Telfair and Delonte West on July 26, 2010.																			
<b>YEAR</b>	<b>G-GS</b>	<b>MIN</b>	<b>FG</b>	<b>FGA</b>	<b>PCT</b>	<b>FT</b>	<b>FTA</b>	<b>PCT</b>	<b>OR</b>	<b>DR</b>	<b>TOT</b>	<b>A</b>	<b>PF-D</b>	<b>STL</b>	<b>TO</b>	<b>BLK</b>	<b>PTS</b>	<b>AVG</b>	
09-10	82-1	1732	253	555	.456	167	233	.717	58	156	214	258	137-0	55	137	5	674	8.2	
Three-point 1-15 (.067)																			
<b>SHACKLEFORD, CHARLES</b>			<b>COLLEGE: NORTH CAROLINA STATE '88</b>			<b>NO: 17</b>			<b>POS: C</b>			<b>HT: 6-11</b>			<b>BIRTHDATE: APRIL 22, 1966</b>				
<b>ACQUIRED:</b> Signed as a free agent on Sept. 29, 1994.																			
<b>DEPARTED:</b> Released on Feb. 27, 1995.																			
<b>YEAR</b>	<b>G-GS</b>	<b>MIN</b>	<b>FG</b>	<b>FGA</b>	<b>PCT</b>	<b>FT</b>	<b>FTA</b>	<b>PCT</b>	<b>OR</b>	<b>DR</b>	<b>TOT</b>	<b>A</b>	<b>PF-D</b>	<b>STL</b>	<b>TO</b>	<b>BLK</b>	<b>PTS</b>	<b>AVG</b>	
94-95	21-2	239	39	65	.600	16	20	.800	16	51	65	8	47-0	8	8	6	94	4.5	



## FORMER PLAYER STATS

SHVED, ALEXEY			COUNTRY: RUSSIA				NO: 1		POS: G		HT: 6-6		BIRTHDATE: DEC. 16, 1988					
ACQUIRED: Signed as a free agent on July 25, 2012.																		
DEPARTED: Traded to Philadelphia with Luc Richard Mbah a Moute and Miami's 2015 first-round pick in a three-team trade for Andrew Wiggins, Anthony Bennett and Thaddeus Young.																		
YEAR	G-GS	MIN	FG	FGA	PCT	FT	FTA	PCT	OR	DR	TOT	A	PF-D	STL	TO	BLK	PTS	AVG
12-13	77-16	1840	236	635	.372	108	150	.720	41	134	175	286	117-0	54	147	27	665	8.6
13-14	63-0	664	76	237	.321	68	90	.756	21	60	81	68	36-0	26	48	16	250	4.0
TOTAL	140-16	2504	312	872	.358	176	240	.733	62	194	256	354	153-0	80	195	43	915	6.5
Three-point FG: 12-13, 85-288 (.295); 13-14, 30-102 (.294). Total, 115-390, (.295)																		
SLATER, REGGIE			COLLEGE: WYOMING '92				NO: 35		POS: F		HT: 6-7		BIRTHDATE: AUG. 27, 1970					
ACQUIRED: Signed as a free agent on Oct. 3, 2000, Oct. 1, 2002 and Oct. 7, 2003.																		
DEPARTED: Unrestricted free agent on July 1, 2001. Released on Jan. 6, 2003 and Oct. 23, 2003.																		
YEAR	G-GS	MIN	FG	FGA	PCT	FT	FTA	PCT	OR	DR	TOT	A	PF-D	STL	TO	BLK	PTS	AVG
00-01	55-16	686	90	175	.514	74	110	.673	78	108	186	26	126-1	18	43	9	254	4.6
02-03	26-0	141	27	50	.540	27	45	.600	18	13	31	4	31-0	6	9	1	81	3.1
TOTAL	81-16	827	117	225	.520	101	155	.652	96	121	217	30	157-1	24	52	10	335	4.1
Playoffs																		
YEAR	G-GS	MIN	FG	FGA	PCT	FT	FTA	PCT	OR	DR	TOT	A	PF-D	STL	TO	BLK	PTS	AVG
00-01	4-0	52	6	16	.375	1	2	.500	5	9	14	0	15-1	2	3	3	13	3.3
SMITH, CHARLES			COLLEGE: GEORGETOWN '89				NO: 31		POS: G		HT: 6-2		BIRTHDATE: NOV. 29, 1967					
ACQUIRED: Signed as a free agent on Dec. 5, 1995.																		
DEPARTED: Released on Jan. 4, 1996.																		
YEAR	G-GS	MIN	FG	FGA	PCT	FT	FTA	PCT	OR	DR	TOT	A	PF-D	STL	TO	BLK	PTS	AVG
95-96	8-0	39	3	10	.300	0	2	.000	0	5	5	6	7-0	1	5	0	6	0.8
Three-point FG: 0-3 (.000)																		
SMITH, CHRIS			COLLEGE: CONNECTICUT '92				NO: 3		POS: G		HT: 6-3		BIRTHDATE: MAY 17, 1970					
ACQUIRED: 1992 NBA Draft (2nd Round/34th overall).																		
DEPARTED: Unrestricted free agent on July 1, 1995.																		
YEAR	G-GS	MIN	FG	FGA	PCT	FT	FTA	PCT	OR	DR	TOT	A	PF-D	STL	TO	BLK	PTS	AVG
92-93	80-6	1266	125	289	.433	95	120	.792	32	64	96	196	96-1	48	68	16	347	4.3
93-94	80-16	1617	184	423	.435	95	141	.674	15	107	122	285	131-1	38	101	18	473	5.9
94-95	64-17	1073	116	264	.439	41	63	.651	14	59	73	146	119-0	32	50	22	320	5.0
TOTAL	224-39	3956	425	976	.435	231	324	.713	61	230	291	627	346-2	118	219	56	1140	5.1
Three-point FG: 92-93, 2-14 (.143); 93-94, 10-39 (.256); 94-95, 47-108 (.435). Total, 59-161 (.366)																		
SMITH, CRAIG			COLLEGE: BOSTON COLLEGE '06				NO: 5		POS: F		HT: 6-7		BIRTHDATE: NOV. 10, 1983					
ACQUIRED: 2006 NBA Draft (2nd Round/36th overall).																		
DEPARTED: Traded to the L.A. Clippers with Mark Madsen and Sebastian Telfair for Quentin Richardson on July 20, 2009.																		
YEAR	G-GS	MIN	FG	FGA	PCT	FT	FTA	PCT	OR	DR	TOT	A	PF-D	STL	TO	BLK	PTS	AVG
06-07	82-5	1537	246	463	.531	116	186	.624	149	267	416	49	223-2	51	74	18	608	7.4
07-08	77-11	1547	297	528	.563	133	200	.665	123	230	353	60	217-0	36	89	17	727	9.4
08-09	74-31	1460	289	514	.562	168	248	.677	98	186	284	79	184-4	31	105	19	746	10.1
TOTAL	233-47	4543	832	1505	.553	417	634	.658	370	683	1053	188	624-6	118	268	54	2081	8.9
Three-point FG: 06-07, 0-6 (.000); 07-08, 0-9 (.000); 08-09, 0-1 (.000). Total, 0-16 (.000)																		
SMITH, GREG			COLLEGE: CAL STATE-FRESNO '11				NO: 4		POS: F/C		HT: 6-10		BIRTHDATE: JAN. 8, 1991					
ACQUIRED: Signed a 10-day contract on Mar. 2, 2016																		
DEPARTED: Released on June 30, 2016.																		
YEAR	G-GS	MIN	FG	FGA	PCT	FT	FTA	PCT	OR	DR	TOT	A	PF-D	STL	TO	BLK	PTS	AVG
15-16	18-0	192	18	32	.563	7	17	.412	12	30	42	6	28-1	4	7	1	28	2.4
SMITH, JOE			COLLEGE: MARYLAND '95				NO: 32		POS: F		HT: 6-10		BIRTHDATE: JULY 26, 1975					
Acquired: Signed as a free agent on Jan. 22, 1999 ; Signed as a free agent on June 30, 2001.																		
Departed: Contract voided by NBA on Oct. 25, 2000 ; Traded to Milwaukee with Anthony Peeler for Sam Cassell and Ervin Johnson on June 27, 2003.																		
YEAR	G-GS	MIN	FG	FGA	PCT	FT	FTA	PCT	OR	DR	TOT	A	PF-D	STL	TO	BLK	PTS	AVG
98-99	43-42	1418	223	522	.427	142	188	.755	154	200	354	68	147-3	32	66	66	588	13.7
99-00	78-9	1975	289	623	.464	195	258	.756	186	298	484	88	302-8	45	119	85	774	9.9
01-02	72-63	1922	297	581	.511	171	206	.830	152	301	453	82	250-2	39	86	59	767	10.7
02-03	54-21	1117	151	328	.460	102	131	.779	111	159	270	38	171-2	14	43	55	404	7.5
TOTAL	247-135	6432	960	2054	.467	610	783	.779	603	958	1561	276	870-16	130	314	265	2533	10.3
Three-point FG: 98-99, 0-3 (.000); 99-00, 1-1 (1.000); 01-02, 2-3 (.667); 02-03, 0-2 (.000). Total, 3-9 (.333)																		
Playoffs																		
YEAR	G-GS	MIN	FG	FGA	PCT	FT	FTA	PCT	OR	DR	TOT	A	PF-D	STL	TO	BLK	PTS	AVG
98-99	4-4	120	11	37	.297	8	11	.727	10	16	26	5	15-0	2	5	8	30	7.5
99-00	4-0	79	8	17	.471	2	2	1.000	7	5	12	1	15-0	3	4	1	18	4.5
01-02	3-1	43	3	7	.429	7	8	.875	4	7	11	0	8-0	0	1	1	13	4.3
02-03	5-1	40	4	6	.667	6	6	1.000	0	6	6	0	14-0	1	3	1	14	2.8
TOTAL	16-6	282	26	67	.388	23	27	.852	21	34	55	6	52-0	6	13	11	75	4.7
Three-point FG: 99-00, 0-1 (.000)																		



## FORMER PLAYER STATS

<b>SNYDER, KIRK</b>			<b>COLLEGE: NEVADA '04</b>			<b>NO: 30</b>			<b>POS: G</b>			<b>HT: 6-6</b>			<b>BIRTHDATE: JUNE 5, 1983</b>				
<b>ACQUIRED:</b> From Houston along with a future second-round pick and cash considerations for Gerald Green on Feb. 21, 2008.																			
<b>DEPARTED:</b> Unrestricted free agent on July 1, 2008.																			
<b>YEAR</b>	<b>G-GS</b>	<b>MIN</b>	<b>FG</b>	<b>FGA</b>	<b>PCT</b>	<b>FT</b>	<b>FTA</b>	<b>PCT</b>	<b>OR</b>	<b>DR</b>	<b>TOT</b>	<b>A</b>	<b>PF-D</b>	<b>STL</b>	<b>TO</b>	<b>BLK</b>	<b>PTS</b>	<b>AVG</b>	
07-08	27-18	680	83	161	.516	58	77	.753	25	89	114	56	49-0	19	48	14	227	8.4	
Three-point FG: 3-14 (.214)																			
<b>SPENCER, FELTON</b>			<b>COLLEGE: LOUISVILLE '90</b>			<b>NO: 50</b>			<b>POS: C</b>			<b>HT: 7-0</b>			<b>BIRTHDATE: JAN. 5, 1968</b>				
<b>ACQUIRED:</b> 1990 NBA Draft (1st Round/6th overall).																			
<b>DEPARTED:</b> Traded to Utah for Mike Brown on June 30, 1993.																			
<b>YEAR</b>	<b>G-GS</b>	<b>MIN</b>	<b>FG</b>	<b>FGA</b>	<b>PCT</b>	<b>FT</b>	<b>FTA</b>	<b>PCT</b>	<b>OR</b>	<b>DR</b>	<b>TOT</b>	<b>A</b>	<b>PF-D</b>	<b>STL</b>	<b>TO</b>	<b>BLK</b>	<b>PTS</b>	<b>AVG</b>	
90-91	81-46	2099	195	381	.512	182	252	.722	272	369	641	25	337-14	48	77	121	572	7.1	
91-92	61-54	1481	141	331	.426	123	178	.691	167	268	435	53	241-7	27	70	79	405	6.6	
92-93	71-48	1296	105	226	.465	83	127	.654	134	190	324	17	243-10	23	70	66	293	4.1	
<b>TOTAL</b>	<b>213-148</b>	<b>4876</b>	<b>441</b>	<b>938</b>	<b>.470</b>	<b>388</b>	<b>557</b>	<b>.697</b>	<b>573</b>	<b>827</b>	<b>1400</b>	<b>95</b>	<b>821-31</b>	<b>98</b>	<b>217</b>	<b>266</b>	<b>1270</b>	<b>6.0</b>	
Three-point FG: 90-91, 0-1 (.000)																			
<b>SPREWELL, LATRELL</b>			<b>COLLEGE: ALABAMA '92</b>			<b>NO: 8</b>			<b>POS: G/F</b>			<b>HT: 6-5</b>			<b>BIRTHDATE: SEPT. 8, 1970</b>				
<b>ACQUIRED:</b> From New York in a four-team trade that sent Terrell Brandon to Atlanta and Marc Jackson to Philadelphia on July 23, 2003.																			
<b>DEPARTED:</b> Unrestricted free agent on July 1, 2005.																			
<b>YEAR</b>	<b>G-GS</b>	<b>MIN</b>	<b>FG</b>	<b>FGA</b>	<b>PCT</b>	<b>FT</b>	<b>FTA</b>	<b>PCT</b>	<b>OR</b>	<b>DR</b>	<b>TOT</b>	<b>A</b>	<b>PF-D</b>	<b>STL</b>	<b>TO</b>	<b>BLK</b>	<b>PTS</b>	<b>AVG</b>	
03-04	82-82	3100	518	1266	.409	240	295	.814	56	254	310	286	101-0	88	158	21	1375	16.8	
04-05	80-79	2450	398	961	.414	156	188	.830	65	189	254	179	124-0	53	127	21	1021	12.8	
<b>TOTAL</b>	<b>162-161</b>	<b>5550</b>	<b>916</b>	<b>2227</b>	<b>.412</b>	<b>396</b>	<b>483</b>	<b>.820</b>	<b>121</b>	<b>443</b>	<b>564</b>	<b>465</b>	<b>225-0</b>	<b>141</b>	<b>285</b>	<b>42</b>	<b>2396</b>	<b>14.8</b>	
Three-point FG: 03-04, 99-299 (.331); 04-05, 69-211 (.327). Total 168-510, (.329)																			
<i>Playoffs</i>																			
<b>YEAR</b>	<b>G-GS</b>	<b>MIN</b>	<b>FG</b>	<b>FGA</b>	<b>PCT</b>	<b>FT</b>	<b>FTA</b>	<b>PCT</b>	<b>OR</b>	<b>DR</b>	<b>TOT</b>	<b>A</b>	<b>PF-D</b>	<b>STL</b>	<b>TO</b>	<b>BLK</b>	<b>PTS</b>	<b>AVG</b>	
03-04	18-16	771	130	309	.421	60	77	.779	11	68	79	72	35-0	29	47	12	357	19.8	
Three-point FG: 03-04, 37-96 (.385)																			
<b>STIEMSMA, GREG</b>			<b>COLLEGE: WISCONSIN '08</b>			<b>NO: 34</b>			<b>POS: C</b>			<b>HT: 6-11</b>			<b>BIRTHDATE: SEPT. 26, 1985</b>				
<b>ACQUIRED:</b> Signed as a free agent on Aug. 2, 2012.																			
<b>DEPARTED:</b> Waived on July 7, 2013.																			
<b>YEAR</b>	<b>G-GS</b>	<b>MIN</b>	<b>FG</b>	<b>FGA</b>	<b>PCT</b>	<b>FT</b>	<b>FTA</b>	<b>PCT</b>	<b>OR</b>	<b>DR</b>	<b>TOT</b>	<b>A</b>	<b>PF-D</b>	<b>STL</b>	<b>TO</b>	<b>BLK</b>	<b>PTS</b>	<b>AVG</b>	
12-13	76-19	1209	127	278	.457	53	69	.768	61	200	261	30	184-3	44	59	90	307	4.0	
<b>STRICKLAND, ROD</b>			<b>COLLEGE: DEPAUL '88</b>			<b>NO: 1</b>			<b>POS: G</b>			<b>HT: 6-3</b>			<b>BIRTHDATE: JULY 11, 1966</b>				
<b>ACQUIRED:</b> Signed as a free agent on Oct. 27, 2002.																			
<b>DEPARTED:</b> Unrestricted free agent on July 1, 2003.																			
<b>YEAR</b>	<b>G-GS</b>	<b>MIN</b>	<b>FG</b>	<b>FGA</b>	<b>PCT</b>	<b>FT</b>	<b>FTA</b>	<b>PCT</b>	<b>OR</b>	<b>DR</b>	<b>TOT</b>	<b>A</b>	<b>PF-D</b>	<b>STL</b>	<b>TO</b>	<b>BLK</b>	<b>PTS</b>	<b>AVG</b>	
02-03	47-8	956	120	278	.432	79	107	.738	20	75	95	215	55-0	46	76	6	320	6.8	
Three-point FG: 02-03, 1-11 (.091)																			
<i>Playoffs</i>																			
<b>YEAR</b>	<b>G-GS</b>	<b>MIN</b>	<b>FG</b>	<b>FGA</b>	<b>PCT</b>	<b>FT</b>	<b>FTA</b>	<b>PCT</b>	<b>OR</b>	<b>DR</b>	<b>TOT</b>	<b>A</b>	<b>PF-D</b>	<b>STL</b>	<b>TO</b>	<b>BLK</b>	<b>PTS</b>	<b>AVG</b>	
02-03	6-0	73	11	21	.524	6	6	1.000	0	6	6	17	5-0	4	8	2	28	4.7	
<b>SZCZERBIAK, WALLY</b>			<b>COLLEGE: MIAMI (OHIO) '99</b>			<b>NO: 10</b>			<b>POS: F</b>			<b>HT: 6-7</b>			<b>BIRTHDATE: MAR. 5, 1977</b>				
<b>ACQUIRED:</b> 1999 NBA Draft (1st Round/6th overall).																			
<b>DEPARTED:</b> Traded to Boston along with Michael Olowokandi, Dwayne Jones and a future first-round draft pick in exchange for Ricky Davis, Marcus Banks, Justin Reed and two conditional second-round draft picks (2006 and 2008) on Jan. 26, 2006.																			
<b>YEAR</b>	<b>G-GS</b>	<b>MIN</b>	<b>FG</b>	<b>FGA</b>	<b>PCT</b>	<b>FT</b>	<b>FTA</b>	<b>PCT</b>	<b>OR</b>	<b>DR</b>	<b>TOT</b>	<b>A</b>	<b>PF-D</b>	<b>STL</b>	<b>TO</b>	<b>BLK</b>	<b>PTS</b>	<b>AVG</b>	
99-00	73-53	2171	342	669	.511	133	161	.826	89	183	272	201	175-3	58	83	23	845	11.6	
00-01	82-82	2856	469	920	.510	181	208	.870	133	314	447	260	226-4	59	138	33	1145	14.0	
01-02	82-82	3117	609	1200	.508	226	272	.831	120	271	391	257	188-1	66	181	21	1531	18.7	
02-03	52-42	1836	351	729	.481	150	173	.867	53	188	241	136	123-0	44	87	22	913	17.6	
03-04	28-0	622	106	236	.449	53	64	.828	24	64	88	33	42-0	12	42	1	285	10.2	
04-05	81-37	2558	465	919	.506	260	304	.855	82	221	303	191	178-0	40	132	16	1253	15.5	
05-06	40-40	1555	292	590	.495	163	182	.896	36	154	190	112	90-0	21	86	15	805	20.1	
<b>TOTAL</b>	<b>438-336</b>	<b>14715</b>	<b>2634</b>	<b>5263</b>	<b>.501</b>	<b>1166</b>	<b>1364</b>	<b>.855</b>	<b>537</b>	<b>1395</b>	<b>1932</b>	<b>1391</b>	<b>1022-8</b>	<b>300</b>	<b>749</b>	<b>131</b>	<b>6777</b>	<b>15.5</b>	
Three-point FG: 99-00, 28-78 (.359); 00-01, 26-77 (.338); 01-02, 87-191 (.455); 02-03, 61-145 (.421); 03-04, 20-46 (.435); 04-05, 63-169 (.373); 05-06, 58-143 (.406) Total, 343-849 (.404)																			
<i>Playoffs</i>																			
<b>YEAR</b>	<b>G-GS</b>	<b>MIN</b>	<b>FG</b>	<b>FGA</b>	<b>PCT</b>	<b>FT</b>	<b>FTA</b>	<b>PCT</b>	<b>OR</b>	<b>DR</b>	<b>TOT</b>	<b>A</b>	<b>PF-D</b>	<b>STL</b>	<b>TO</b>	<b>BLK</b>	<b>PTS</b>	<b>AVG</b>	
99-00	4-4	94	12	30	.400	0	0	---	2	6	8	2	7-0	3	1	1	24	6.0	
00-01	4-4	143	18	37	.486	20	25	.800	4	14	18	10	6-0	5	12	3	56	14.0	
01-02	3-3	131	21	44	.477	16	18	.889	9	12	21	6	8-0	2	8	0	60	20.0	
02-03	6-6	252	29	61	.475	26	30	.867	6	24	30	13	19-0	6	18	1	87	14.5	
03-04	12-0	298	47	112	.420	38	41	.927	9	30	39	20	31-0	6	24	2	142	11.8	
<b>TOTAL</b>	<b>29-17</b>	<b>918</b>	<b>127</b>	<b>284</b>	<b>.447</b>	<b>100</b>	<b>114</b>	<b>.877</b>	<b>30</b>	<b>86</b>	<b>116</b>	<b>51</b>	<b>71-0</b>	<b>22</b>	<b>63</b>	<b>7</b>	<b>369</b>	<b>12.7</b>	
Three-point FG: 99-00, 0-3 (.000); 00-01, 0-1 (.000); 01-02, 2-9 (.222); 02-03, 3-14 (.214); 03-04, 10-29 (.345). Total, 15-56 (.268)																			



## FORMER PLAYER STATS

### TELFAIR, SEBASTIAN

HIGH SCHOOL: ABRAHAM LINCOLN '04

NO: 3

POS: G

HT: 6-0

BIRTHDATE: JUNE 9, 1985

Acquired: From Boston with Al Jefferson, Gerald Green, Ryan Gomes, Theo Ratliff and two future first-round picks for Kevin Garnett on July 31, 2007 ; From Cleveland with Delonte West for Ryan Hollins, Ramon Sessions and a future second-round pick on July 26, 2010.

Departed: Traded to the L.A. Clippers with Mark Madsen and Craig Smith for Quentin Richardson on July 20, 2009 ; Unrestricted free agent on July 1, 2011

YEAR	G-GS	MIN	FG	FGA	PCT	FT	FTA	PCT	OR	DR	TOT	A	PF-D	STL	TO	BLK	PTS	AVG
07-08	60-51	1933	223	556	.401	78	105	.743	16	119	135	355	171-1	59	111	11	556	9.3
08-09	75-43	2095	267	697	.383	131	160	.819	32	95	127	343	184-3	73	146	12	738	9.8
10-11	37-8	711	97	241	.402	44	60	.733	17	37	54	111	64-1	25	64	3	266	7.2
<b>TOTAL</b>	<b>172-102</b>	<b>4739</b>	<b>587</b>	<b>1494</b>	<b>.393</b>	<b>253</b>	<b>325</b>	<b>.778</b>	<b>65</b>	<b>251</b>	<b>316</b>	<b>809</b>	<b>419-5</b>	<b>157</b>	<b>321</b>	<b>26</b>	<b>1560</b>	<b>9.1</b>

Three-point FG: 07-08, 32-114 (.281); 08-09, 73-211 (.346); 10-11, 28-78 (.359). Total, 133-403 (.330)

### THOMAS, JIM

COLLEGE: INDIANA '83

NO: 20

POS: G

HT: 6-2

BIRTHDATE: OCT. 19, 1960

ACQUIRED: Signed as a free agent on Oct. 30, 1990.

DEPARTED: Released on Nov. 10, 1990.

YEAR	G-GS	MIN	FG	FGA	PCT	FT	FTA	PCT	OR	DR	TOT	A	PF-D	STL	TO	BLK	PTS	AVG
90-91	3-0	14	1	4	.250	0	0	.000	0	0	0	1	0-0	1	1	0	2	0.7

### THOMAS, JOHN

COLLEGE: MINNESOTA '97

NO: 12

POS: F

HT: 6-9

BIRTHDATE: SEPT. 8, 1975

ACQUIRED: Signed as a free agent on Oct. 4, 2004 ; Signed as a free agent on Jan. 10, 2005.

DEPARTED: Released on Nov. 1, 2004 ; Unrestricted free agent on July 1, 2005.

YEAR	G-GS	MIN	FG	FGA	PCT	FT	FTA	PCT	OR	DR	TOT	A	PF-D	STL	TO	BLK	PTS	AVG
04-05	44-8	521	42	86	.488	27	46	.587	39	58	97	17	82-1	15	18	13	111	2.5

### THORNTON, BOB

COLLEGE: UC IRVINE '84

NO: 25

POS: F

HT: 6-10

BIRTHDATE: JULY 10, 1962

ACQUIRED: From Philadelphia for a 1991 second-round draft pick on Nov. 10, 1990.

DEPARTED: Unrestricted free agent on July 1, 1991.

YEAR	G-GS	MIN	FG	FGA	PCT	FT	FTA	PCT	OR	DR	TOT	A	PF-D	STL	TO	BLK	PTS	AVG
90-91	12-1	110	4	13	.308	8	10	.800	1	14	15	1	18-0	0	9	3	16	1.3

### TOLLIVER, ANTHONY

COLLEGE: CREIGHTON '07

NO: 44

POS: F

HT: 6-8

BIRTHDATE: JUNE 1, 1985

ACQUIRED: Signed as a free agent on Aug. 9, 2010.

DEPARTED: Unrestricted free agent on July 1, 2012.

YEAR	G-GS	MIN	FG	FGA	PCT	FT	FTA	PCT	OR	DR	TOT	A	PF-D	STL	TO	BLK	PTS	AVG
10-11	65-4	1362	141	313	.450	105	131	.802	92	203	295	82	145-1	28	49	28	434	6.7
11-12	51-0	882	71	182	.390	41	55	.745	50	103	153	22	86-1	18	35	19	208	4.1
<b>TOTAL</b>	<b>116-4</b>	<b>2224</b>	<b>212</b>	<b>495</b>	<b>.428</b>	<b>146</b>	<b>186</b>	<b>.785</b>	<b>142</b>	<b>306</b>	<b>448</b>	<b>104</b>	<b>231-2</b>	<b>46</b>	<b>84</b>	<b>47</b>	<b>642</b>	<b>5.5</b>

Three-point FG: 10-11, 47-115 (.409); 11-12, 25-101 (.248). Total, 72-216 (.333)

### TRENT, GARY

COLLEGE: OHIO '95

NO: 20

POS: F

HT: 6-8

BIRTHDATE: SEPT. 22, 1974

ACQUIRED: Signed as a free agent on Oct. 2, 2001.

DEPARTED: Unrestricted free agent on July 1, 2004.

YEAR	G-GS	MIN	FG	FGA	PCT	FT	FTA	PCT	OR	DR	TOT	A	PF-D	STL	TO	BLK	PTS	AVG
01-02	64-10	1140	193	381	.507	92	144	.639	104	166	270	60	160-0	21	58	27	478	7.5
02-03	80-22	1221	208	389	.535	60	101	.594	106	185	291	77	142-0	32	59	23	476	6.0
03-04	68-2	1025	155	328	.473	69	91	.758	83	133	216	49	129-2	12	54	17	379	5.6
<b>TOTAL</b>	<b>212-34</b>	<b>3386</b>	<b>556</b>	<b>1098</b>	<b>.506</b>	<b>221</b>	<b>336</b>	<b>.658</b>	<b>293</b>	<b>484</b>	<b>777</b>	<b>186</b>	<b>431-2</b>	<b>65</b>	<b>171</b>	<b>67</b>	<b>1333</b>	<b>6.3</b>

Three-point FG: 01-02, 0-2 (.000); 02-03, 0-2 (.000); 03-04, 0-6 (.000). Total, 0-10 (.000)

### Playoffs

YEAR	G-GS	MIN	FG	FGA	PCT	FT	FTA	PCT	OR	DR	TOT	A	PF-D	STL	TO	BLK	PTS	AVG
01-02	3-0	48	8	16	.500	3	6	.500	5	4	9	1	8-0	0	3	0	19	6.3
02-03	6-0	42	5	14	.357	4	6	.667	4	3	7	1	6-0	1	4	0	14	2.3
03-04	13-0	70	8	25	.320	5	8	.625	6	6	12	2	11-0	0	3	0	21	1.6
<b>TOTAL</b>	<b>22-0</b>	<b>160</b>	<b>21</b>	<b>55</b>	<b>.382</b>	<b>12</b>	<b>20</b>	<b>.600</b>	<b>15</b>	<b>13</b>	<b>28</b>	<b>4</b>	<b>25-0</b>	<b>1</b>	<b>10</b>	<b>0</b>	<b>54</b>	<b>2.5</b>

Three-point FG: 03-04, 0-2 (.000)

### TSKITISHVILI, NIKOLOZ

COLLEGE: GEORGIA (EUROPE)

NO: 17

POS: F

HT: 7-0

BIRTHDATE: APRIL 14, 1983

ACQUIRED: Signed as a free agent on Aug. 9, 2005.

DEPARTED: Traded to Phoenix for a 2006 second-round draft pick on Jan. 26, 2006.

YEAR	G-GS	MIN	FG	FGA	PCT	FT	FTA	PCT	OR	DR	TOT	A	PF-D	STL	TO	BLK	PTS	AVG
05-06	5-0	13	1	4	.250	1	2	.500	0	2	2	0	0-0	0	2	0	3	0.6

### TUCKER, ALANDO

COLLEGE: WISCONSIN '07

NO: 29

POS: F

HT: 6-6

BIRTHDATE: FEB. 11, 1984

ACQUIRED: From Phoenix with a future second-round pick and cash considerations for Jason Hart on Dec. 29, 2009.

DEPARTED: Waived on March 22, 2010.

YEAR	G-GS	MIN	FG	FGA	PCT	FT	FTA	PCT	OR	DR	TOT	A	PF-D	STL	TO	BLK	PTS	AVG
09-10	4-0	25	4	9	.444	0	0	---	1	2	3	1	1-0	0	1	0	8	2.0





## FORMER PLAYER STATS

TURIAF, RONNY			COLLEGE: GONZAGA '05				NO: 32		POS: C		HT: 6-10		BIRTHDATE: JAN. 13, 1983					
ACQUIRED: Signed as a free agent on July 18, 2013.																		
DEPARTED: Traded in a three-team to Philadelphia that sent Corey Brewer to Houston and brought Troy Daniels and two second round picks back to Minnesota on Dec. 19, 2014.																		
YEAR	G-GS	MIN	FG	FGA	PCT	FT	FTA	PCT	OR	DR	TOT	A	PF-D	STL	TO	BLK	PTS	AVG
13-14	31-10	606	64	107	.598	21	50	.420	55	119	174	24	65-1	8	24	50	149	4.8
14-15	2-0	19	0	0	0	0	0	0	0	1	1	2	0-0	0	0	0	0	0
VETRA, GUNDARS			COLLEGE: LATVIA '92				NO: 2		POS: G/F		HT: 6-6		BIRTHDATE: MAY 22, 1967					
ACQUIRED: Signed as a free agent on July 2, 1992.																		
DEPARTED: Unrestricted free agent on July 1, 1993.																		
YEAR	G-GS	MIN	FG	FGA	PCT	FT	FTA	PCT	OR	DR	TOT	A	PF-D	STL	TO	BLK	PTS	AVG
92-93	13-0	89	19	40	.475	4	6	.667	4	4	8	6	12-0	2	2	0	45	3.5
Three-point FG: 3-3 (1.000)																		
VRANKOVIC, STOJKO			COLLEGE: CROATIA				NO: 11		POS: C		HT: 7-2		BIRTHDATE: JAN. 22, 1964					
ACQUIRED: Signed as a free agent on Sept. 6, 1996.																		
DEPARTED: Traded to L.A. Clippers for Stanley Roberts on June 25, 1997.																		
YEAR	G-GS	MIN	FG	FGA	PCT	FT	FTA	PCT	OR	DR	TOT	A	PF-D	STL	TO	BLK	PTS	AVG
96-97	53-35	766	78	139	.561	25	37	.676	57	111	168	14	121-0	10	52	67	181	3.4
Playoffs																		
YEAR	G-GS	MIN	FG	FGA	PCT	FT	FTA	PCT	OR	DR	TOT	A	PF-D	STL	TO	BLK	PTS	AVG
96-97	1-0	6	0	2	.000	0	0	----	1	0	1	3	0-0	0	0	0	0	0.0
WALKER, ANTOINE			COLLEGE: KENTUCKY '96				NO: 24		POS: F		HT: 6-9		BIRTHDATE: AUG. 12, 1976					
ACQUIRED: From Miami with Michael Doleac, Wayne Simien, a future first-round draft pick and cash considerations for Mark Blount and Ricky Davis on Oct. 24, 2007.																		
DEPARTED: Traded to Memphis with Greg Buckner, Marko Jaric and the draft rights to O.J. Mayo for Brian Cardinal, Jason Collins, Mike Miller and the draft rights to Kevin Love on June 26, 2008.																		
YEAR	G-GS	MIN	FG	FGA	PCT	FT	FTA	PCT	OR	DR	TOT	A	PF-D	STL	TO	BLK	PTS	AVG
07-08	46-1	892	136	375	.363	35	66	.530	56	112	168	45	80-0	33	46	8	368	8.0
Three-point FG: 61-188 (.324)																		
WEBB, SPUD			COLLEGE: NORTH CAROLINA STATE '85				NO: 4		POS: G		HT: 5-7		BIRTHDATE: JULY 13, 1963					
ACQUIRED: From Atlanta with Andrew Lang for Christian Laettner and Sean Rooks on Feb. 22, 1996.																		
DEPARTED: Unrestricted free agent July 11, 1996																		
YEAR	G-GS	MIN	FG	FGA	PCT	FT	FTA	PCT	OR	DR	TOT	A	PF-D	STL	TO	BLK	PTS	AVG
95-96	26-21	645	82	208	.394	51	58	.879	7	33	40	154	41-0	25	59	5	244	9.4
Three-point FG: 29-72 (.403)																		
WEBSTER, MARTELL			HIGH SCHOOL: SEATTLE PREP HS (SEATTLE, WA)				NO: 5		POS: G/F		HT: 6-7		BIRTHDATE: DEC. 4, 1986					
ACQUIRED: From Portland in exchange for the draft rights to Luke Babbitt and Ryan Gomes on June 24, 2010.																		
DEPARTED: Waived on July 13, 2012.																		
YEAR	G-GS	MIN	FG	FGA	PCT	FT	FTA	PCT	OR	DR	TOT	A	PF-D	STL	TO	BLK	PTS	AVG
10-11	46-1	1094	152	340	.447	94	122	.770	36	111	147	53	101	28	58	9	453	9.8
11-12	47-26	1140	115	272	.423	57	72	.792	42	126	168	40	86	31	46	17	324	6.9
TOTAL	93-27	2234	267	612	.436	151	194	.778	78	237	315	93	187	59	104	26	777	8.4
Three-point FG: 10-11, 55-132 (.417); 11-12, 37-109 (.339). Total, 92-241 (.382)																		
WEST, DOUG			COLLEGE: VILLANOVA '89				NO: 5		POS: G/F		HT: 6-6		BIRTHDATE: MAY 27, 1967					
ACQUIRED: 1989 NBA Draft (2nd Round/38th overall).																		
DEPARTED: Traded to Vancouver for Anthony Peeler on Feb. 18, 1998.																		
YEAR	G-GS	MIN	FG	FGA	PCT	FT	FTA	PCT	OR	DR	TOT	A	PF-D	STL	TO	BLK	PTS	AVG
89-90	52-0	378	53	135	.393	26	32	.813	24	46	70	18	61-0	10	31	6	135	2.6
90-91	75-1	824	118	246	.480	58	84	.690	56	80	136	48	115-0	35	41	23	294	3.9
91-92	80-72	2540	463	894	.518	186	231	.805	107	150	257	281	239-1	66	120	26	1116	14.0
92-93	80-80	3104	646	1249	.517	249	296	.841	89	158	247	235	279-1	85	165	21	1543	19.3
93-94	72-61	2182	434	891	.487	187	231	.810	61	170	231	172	236-3	65	137	24	1056	14.7
94-95	71-65	2328	351	762	.461	206	246	.837	60	167	227	185	250-4	65	126	24	919	12.9
95-96	73-16	1639	175	393	.445	114	144	.792	48	113	161	119	228-2	30	81	17	465	6.4
96-97	68-66	1920	226	484	.467	64	94	.681	37	111	148	113	218-3	61	66	24	531	7.8
97-98	38-10	688	64	171	.374	29	40	.725	23	59	82	45	97-1	11	21	5	157	4.1
TOTAL	609-371	15603	2530	5225	.484	1119	1398	.800	505	1417	1922	1216	1723-15	428	788	170	6216	10.2
Three-point FG: 89-90, 3-11 (.273); 90-91, 0-1 (.000); 91-92, 4-23 (.174); 92-93, 2-23 (.087); 93-94, 1-8 (.125); 94-95, 11-61 (.180); 95-96, 1-13 (.077); 96-97, 15-45 (.333); 97-98, 0-2 (.000). Total, 37-187 (.198)																		
Playoffs																		
YEAR	G-GS	MIN	FG	FGA	PCT	FT	FTA	PCT	OR	DR	TOT	A	PF-D	STL	TO	BLK	PTS	AVG
96-97	3-3	87	12	22	.545	9	9	1.000	0	4	4	6	11-0	2	1	1	33	11.0
Three-point FG: 0-2 (.000)																		



## FORMER PLAYER STATS

<b>WHEAT, DEJUAN</b>			<b>COLLEGE: LOUISVILLE '97</b>						<b>NO: 32</b>		<b>POS: G</b>		<b>HT: 6-0</b>		<b>BIRTHDATE: OCT. 14, 1973</b>				
<b>ACQUIRED:</b> Signed as a free agent on Oct. 23, 1997.																			
<b>DEPARTED:</b> Unrestricted free agent on July 1, 1998.																			
<b>YEAR</b>	<b>G-GS</b>	<b>MIN</b>	<b>FG</b>	<b>FGA</b>	<b>PCT</b>	<b>FT</b>	<b>FTA</b>	<b>PCT</b>	<b>OR</b>	<b>DR</b>	<b>TOT</b>	<b>A</b>	<b>PF-D</b>	<b>STL</b>	<b>TO</b>	<b>BLK</b>	<b>PTS</b>	<b>AVG</b>	
97-98	34-0	150	20	50	.400	9	15	.600	3	8	11	25	12-0	6	9	1	57	1.7	
Three-point FG: 8-17 (.471)																			
<i>Playoffs</i>																			
<b>YEAR</b>	<b>G-GS</b>	<b>MIN</b>	<b>FG</b>	<b>FGA</b>	<b>PCT</b>	<b>FT</b>	<b>FTA</b>	<b>PCT</b>	<b>OR</b>	<b>DR</b>	<b>TOT</b>	<b>A</b>	<b>PF-D</b>	<b>STL</b>	<b>TO</b>	<b>BLK</b>	<b>PTS</b>	<b>AVG</b>	
97-98	1-0	3	1	2	.500	0	0	----	0	1	1	0	0-0	1	0	0	2	2.0	
Three-point FG: 0-1 (.000)																			
<b>WILLIAMS, MO</b>			<b>COLLEGE: ALABAMA '03</b>						<b>NO: 25</b>		<b>POS: G</b>		<b>HT: 6-1</b>		<b>BIRTHDATE: DEC. 19, 1982</b>				
<b>ACQUIRED:</b> Signed as a free agent on July 30, 2014.																			
<b>DEPARTED:</b> Traded to Charlotte with Troy Daniels in exchange for Gary Neal and a second-round pick on Feb. 10, 2015.																			
<b>YEAR</b>	<b>G-GS</b>	<b>MIN</b>	<b>FG</b>	<b>FGA</b>	<b>PCT</b>	<b>FT</b>	<b>FTA</b>	<b>PCT</b>	<b>OR</b>	<b>DR</b>	<b>TOT</b>	<b>A</b>	<b>PF-D</b>	<b>STL</b>	<b>TO</b>	<b>BLK</b>	<b>PTS</b>	<b>AVG</b>	
14-15	41-19	1149	180	447	.403	80	94	.851	13	85	98	261	103-0	30	102	8	499	12.2	
Three-point FG: 14-15, 59-170 (.347)																			
<b>WILKINS, DAMIEN</b>			<b>COLLEGE: GEORGIA '04</b>						<b>NO: 3</b>		<b>POS: F</b>		<b>HT: 6-6</b>		<b>BIRTHDATE: JAN. 11, 1980</b>				
<b>ACQUIRED:</b> From Oklahoma City with Chucky Atkins for Etan Thomas and two future second-round picks on July 27, 2009.																			
<b>DEPARTED:</b> Unrestricted free agent on July 1, 2010.																			
<b>YEAR</b>	<b>G-GS</b>	<b>MIN</b>	<b>FG</b>	<b>FGA</b>	<b>PCT</b>	<b>FT</b>	<b>FTA</b>	<b>PCT</b>	<b>OR</b>	<b>DR</b>	<b>TOT</b>	<b>A</b>	<b>PF-D</b>	<b>STL</b>	<b>TO</b>	<b>BLK</b>	<b>PTS</b>	<b>AVG</b>	
09-10	80-31	1585	165	381	.433	103	129	.798	72	177	249	135	144-0	66	76	25	451	5.6	
Three-point FG: 18-61 (.295)																			
<b>WILKS, MIKE</b>			<b>COLLEGE: RICE '02</b>						<b>NO: 29</b>		<b>POS: G</b>		<b>HT: 5-10</b>		<b>BIRTHDATE: MAY 7, 1979</b>				
<b>ACQUIRED:</b> Signed as a free agent on Feb 12, 2003.																			
<b>DEPARTED:</b> Qualifying offer rescinded on Sept. 2, 2003.																			
<b>YEAR</b>	<b>G-GS</b>	<b>MIN</b>	<b>FG</b>	<b>FGA</b>	<b>PCT</b>	<b>FT</b>	<b>FTA</b>	<b>PCT</b>	<b>OR</b>	<b>DR</b>	<b>TOT</b>	<b>A</b>	<b>PF-D</b>	<b>STL</b>	<b>TO</b>	<b>BLK</b>	<b>PTS</b>	<b>AVG</b>	
02-03	31-0	324	21	67	.313	16	18	.889	11	19	30	50	31-0	11	12	3	62	2.0	
Three-point FG: 02-03, 4-18 (.222)																			
<i>Playoffs</i>																			
<b>YEAR</b>	<b>G-GS</b>	<b>MIN</b>	<b>FG</b>	<b>FGA</b>	<b>PCT</b>	<b>FT</b>	<b>FTA</b>	<b>PCT</b>	<b>OR</b>	<b>DR</b>	<b>TOT</b>	<b>A</b>	<b>PF-D</b>	<b>STL</b>	<b>TO</b>	<b>BLK</b>	<b>PTS</b>	<b>AVG</b>	
02-03	4-0	7	1	2	.500	0	0	---	0	0	0	0	3-0	0	0	0	3	0.8	
Three-point FG: 1-1 (1.000)																			
<b>WILLIAMS, COREY</b>			<b>COLLEGE: OKLAHOMA STATE '92</b>						<b>NO: 12</b>		<b>POS: G</b>		<b>HT: 6-2</b>		<b>BIRTHDATE: APRIL 24, 1970</b>				
<b>ACQUIRED:</b> Signed as a free agent on Feb. 21, 1994.																			
<b>DEPARTED:</b> Released on Feb. 28, 1994.																			
<b>YEAR</b>	<b>G-GS</b>	<b>MIN</b>	<b>FG</b>	<b>FGA</b>	<b>PCT</b>	<b>FT</b>	<b>FTA</b>	<b>PCT</b>	<b>OR</b>	<b>DR</b>	<b>TOT</b>	<b>A</b>	<b>PF-D</b>	<b>STL</b>	<b>TO</b>	<b>BLK</b>	<b>PTS</b>	<b>AVG</b>	
93-94	4-0	46	5	13	.385	1	1	1.000	1	5	6	6	6-0	2	2	0	11	2.8	
Three-point FG: 0-1 (.000)																			
<b>WILLIAMS, DERRICK</b>			<b>COLLEGE: ARIZONA '11</b>						<b>NO: 7</b>		<b>POS: F</b>		<b>HT: 6-8</b>		<b>BIRTHDATE: MAY 25, 1991</b>				
<b>ACQUIRED:</b> 2011 NBA Draft (1st Round/2nd overall).																			
<b>DEPARTED:</b> Traded to Sacramento in exchange for Luc Richard Mbah a Moute on Nov. 26, 2013.																			
<b>YEAR</b>	<b>G-GS</b>	<b>MIN</b>	<b>FG</b>	<b>FGA</b>	<b>PCT</b>	<b>FT</b>	<b>FTA</b>	<b>PCT</b>	<b>OR</b>	<b>DR</b>	<b>TOT</b>	<b>A</b>	<b>PF-D</b>	<b>STL</b>	<b>TO</b>	<b>BLK</b>	<b>PTS</b>	<b>AVG</b>	
11-12	66-15	1418	205	498	.412	136	195	.697	77	234	311	38	95-0	30	77	31	583	8.8	
12-13	78-56	1916	338	786	.430	192	272	.706	96	334	430	46	127-0	44	101	37	933	12.0	
13-14	11-0	162	19	54	.352	14	16	.875	3	23	26	1	9-0	4	6	4	54	4.9	
<b>TOTAL</b>	<b>155-71</b>	<b>3496</b>	<b>562</b>	<b>1338</b>	<b>.420</b>	<b>342</b>	<b>483</b>	<b>.708</b>	<b>176</b>	<b>591</b>	<b>767</b>	<b>85</b>	<b>231-0</b>	<b>78</b>	<b>184</b>	<b>72</b>	<b>1570</b>	<b>10.1</b>	
Three-point FG: 11-12, 37-138 (.268); 12-13, 65-196 (.332); 13-14, 2-15 (.133). Total, 104-349 (.298)																			
<b>WILLIAMS, MICHAEL</b>			<b>COLLEGE: BAYLOR '88</b>						<b>NO: 24/4</b>		<b>POS: G</b>		<b>HT: 6-2</b>		<b>BIRTHDATE: JULY 23, 1966</b>				
<b>ACQUIRED:</b> From Indiana with Chuck Person for Sam Mitchell and Pooh Richardson on Sept. 8, 1992.																			
<b>DEPARTED:</b> Traded to Toronto for the rights to Zeljko Rebraca and a future first-round pick on Jan. 21, 1999.																			
<b>YEAR</b>	<b>G-GS</b>	<b>MIN</b>	<b>FG</b>	<b>FGA</b>	<b>PCT</b>	<b>FT</b>	<b>FTA</b>	<b>PCT</b>	<b>OR</b>	<b>DR</b>	<b>TOT</b>	<b>A</b>	<b>PF-D</b>	<b>STL</b>	<b>TO</b>	<b>BLK</b>	<b>PTS</b>	<b>AVG</b>	
92-93	76-76	2661	353	791	.446	419	462	.907	84	189	273	661	268-7	118	227	23	1151	15.1	
93-94	71-66	2206	314	687	.457	333	397	.839	67	154	221	512	193-3	193	203	24	971	13.7	
94-95	1-1	28	1	4	.250	4	5	.800	0	1	1	3	3-0	3	3	0	6	6.0	
95-96	9-7	189	13	40	.325	28	33	.848	3	20	23	31	37-0	5	23	3	55	6.1	
96-97																			
97-98	25-0	161	16	48	.333	32	33	.970	2	12	14	32	24-0	9	16	2	64	2.6	
<b>TOTAL</b>	<b>182-150</b>	<b>5245</b>	<b>697</b>	<b>1570</b>	<b>.444</b>	<b>816</b>	<b>930</b>	<b>.877</b>	<b>156</b>	<b>376</b>	<b>532</b>	<b>1239</b>	<b>525-10</b>	<b>328</b>	<b>452</b>	<b>52</b>	<b>2247</b>	<b>12.3</b>	
Three-point FG: 92-93, 26-107 (.243); 93-94, 10-45 (.222); 95-96, 1-3 (.333); 97-98, 0-4 (.000). Total, 37-159 (.233)																			
<i>Playoffs</i>																			
<b>YEAR</b>	<b>G-GS</b>	<b>MIN</b>	<b>FG</b>	<b>FGA</b>	<b>PCT</b>	<b>FT</b>	<b>FTA</b>	<b>PCT</b>	<b>OR</b>	<b>DR</b>	<b>TOT</b>	<b>A</b>	<b>PF-D</b>	<b>STL</b>	<b>TO</b>	<b>BLK</b>	<b>PTS</b>	<b>AVG</b>	
97-98	4-0	58	6	15	.400	7	9	.778	2	7	9	11	14-0	3	3	1	20	5.0	
Three-point FG: 1-2 (.500)																			



## FORMER PLAYER STATS

### WILLIAMS, SHELDEN

COLLEGE: DUKE '06

NO: 23

POS: F

HT: 6-9

BIRTHDATE: OCT. 21, 1983

ACQUIRED: From Sacramento with Bobby Brown for Calvin Booth and Rashad McCants on Feb. 19, 2009.

DEPARTED: Unrestricted free agent on July 1, 2009.

YEAR	G-GS	MIN	FG	FGA	PCT	FT	FTA	PCT	OR	DR	TOT	A	PF-D	STL	TO	BLK	PTS	AVG
08-09	15-0	207	30	68	.441	14	21	.667	24	51	75	4	28-0	10	8	8	74	4.9

### WINTER, TREVOR

COLLEGE: MINNESOTA '97

NO: 50

POS: C

HT: 7-0

BIRTHDATE: JAN. 7, 1974

ACQUIRED: Signed as a free agent on Jan. 3, 1999.

DEPARTED: Released on May 4, 1999.

YEAR	G-GS	MIN	FG	FGA	PCT	FT	FTA	PCT	OR	DR	TOT	A	PF-D	STL	TO	BLK	PTS	AVG
98-99	1-0	5	0	0	----	0	0	----	1	2	3	0	5-0	0	0	0	0	0.0

### WOODS, LOREN

COLLEGE: ARIZONA '01

NO: 3

POS: C

HT: 7-1

BIRTHDATE: JUNE 21, 1978

ACQUIRED: 2001 NBA Draft (2nd Round/46th overall).

DEPARTED: Unrestricted free agent on July 1, 2003.

YEAR	G-GS	MIN	FG	FGA	PCT	FT	FTA	PCT	OR	DR	TOT	A	PF-D	STL	TO	BLK	PTS	AVG
01-02	60-0	516	33	96	.344	44	60	.733	46	76	122	22	60-0	17	36	34	110	1.8
02-03	38-11	353	29	76	.382	21	27	.778	27	68	95	19	37-0	10	23	13	80	2.1
TOTAL	98-11	869	62	172	.360	65	87	.747	73	144	217	41	97-0	27	59	47	190	1.9

Three-point FG: 01-02, 0-2 (.000); 02-03, 1-5 (.200). Total, 1-7 (.143)

Playoffs

YEAR	G-GS	MIN	FG	FGA	PCT	FT	FTA	PCT	OR	DR	TOT	A	PF-D	STL	TO	BLK	PTS	AVG
02-03	2-0	2	1	3	.333	0	0	---	1	0	1	0	0-0	0	0	0	1	1.0

### WRIGHT, BRACEY

COLLEGE: INDIANA '05

NO: 6

POS: G

HT: 6-3

BIRTHDATE: JULY 1, 1984

ACQUIRED: 2005 NBA Draft (2nd Round/47th overall).

DEPARTED: Unrestricted free agent on July 1, 2007.

YEAR	G-GS	MIN	FG	FGA	PCT	FT	FTA	PCT	OR	DR	TOT	A	PF-D	STL	TO	BLK	PTS	AVG
05-06	7-0	135	21	51	.412	14	16	.875	3	15	18	5	8-0	1	8	0	62	8.9
06-07	19-0	190	24	60	.400	13	18	.722	7	14	21	15	6-0	9	6	1	67	3.5
TOTAL	26-0	325	45	111	.405	27	34	.794	10	29	39	20	14	10	14	1	129	5.0

Three-point FG: 01-02, 0-2 (.000); 02-03, 1-5 (.200). Total, 1-7 (.143) Malik Sealy was tragically killed in an automobile accident on May 20, 2000, cutting short the life of a young man beloved in the Twin Cities and across the country for far more than his on-court skills.

### YOUNG, THADDEUS

COLLEGE: GEORGIA TECH '07

NO: 33

POS: F

HT: 6-8

BIRTHDATE: JUNE 21, 1988

ACQUIRED: Acquired in a three-team trade from Philadelphia along with Anthony Bennett and Andrew Wiggins to Minnesota, Kevin Love to Cleveland and Luc Mbah a Moute and Alexey Shved to Philadelphia on Aug. 23, 2014.

DEPARTED: Traded to Brooklyn for Kevin Garnett on Feb. 19, 2015.

YEAR	G-GS	MIN	FG	FGA	PCT	FT	FTA	PCT	OR	DR	TOT	A	PF-D	STL	TO	BLK	PTS	AVG
14-15	48-48	1605	289	641	.451	88	129	.682	75	170	245	135	115-0	86	75	17	685	14.3

Three-point FG: 14-15, 19-65 (.292)



## ALL-TIME JERSEY NUMBERS

Sorted by first regular season game in a Timberwolves uniform and includes players who have appeared in a game through the 2015-16 season

<b>0</b> Othys Jeffers	<b>5</b> Doug West Will Avery Anthony Goldwire Craig Smith Martell Webster Will Conroy Josh Howard Gorgui Dieng	<b>11</b> Stojko Vrankovic Brian Evans Todd Day Sasha Pavlovic Jose Juan Barea	<b>20</b> Jim Thomas Tom Hammonds Gary Trent Chris Johnson	<b>29</b> Mike Wilks Alando Tucker	<b>36</b> Igor Rakocevic	<b>52</b> Gary Leonard Dan Godfread Mark Randall Calvin Booth Brad Miller
<b>1</b> Adrian Branch Scott Brooks Anthony Peeler Maurice Evans Rod Strickland Rashad McCants Bobby Brown Ryan Hollins Sundiata Gaines Alexey Shved Glenn Robinson III Sean Kilpatrick Tyus Jones	<b>6</b> Bracey Wright Jason Hart Robbie Hummel	<b>12</b> Corey Williams John Thomas Ronald Dupree Kevin Ollie Luc Richard Mbah a Moute Jeff Adrien Gary Neal Tayshaun Prince	<b>21</b> Lance Blanks Stacey King Kevin Garnett	<b>30</b> Bob McCann Tellis Frank Pat Durham Terry Porter Mark Blount Kirk Snyder Troy Daniels	<b>40</b> Mike Brown Eric Riley Paul Grant Ervin Johnson	<b>53</b> Jerome Allen Stanley Roberts
<b>2</b> Brad Sellers Gundars Vetra Askia Jones Malik Sealy	<b>7</b> Stanley Jackson Mark Davis Terrell Brandon Anthony Carter Greg Buckner Ramon Sessions Derrick Williams Lorenzo Brown	<b>13</b> Luc Longley Felipe Lopez Mike James Luke Ridnour Corey Brewer Miroslav Raduljica	<b>22</b> Gerald Glass Tom Garrick Winston Garland Dean Garrett Clifford Rozier Corey Brewer A.J. Price Andrew Wiggins	<b>31</b> Charles Smith Reggie Jordan Ricky Davis Darko Milicic	<b>41</b> Thurl Bailey Eddie Griffin Kosta Koufos Justin Hamilton	<b>54</b> Brad Lohaus
<b>3</b> Scott Roth Chris Smith Stephon Marbury Dennis Scott LaPhonso Ellis Loren Woods Oliver Miller Marcus Banks Sebastian Telfair Damien Wilkins Malcolm Lee Brandon Roy Andrean Payne	<b>8</b> Rasho Nesterovic Latrell Sprewell Ryan Gomes Michael Beasley Malcolm Lee Zach LaVine	<b>14</b> Robert Pack Brian Cardinal Nikola Pekovic	<b>23</b> Tyrone Corbin Brian Davis Trenton Hassell Shelden Williams Kevin Martin	<b>32</b> Tellis Frank Christian Laettner DeJuan Wheat Joe Smith Fred Hoiberg Chris Richard Lazar Hayward Ronny Turiaf Karl-Anthony Towns	<b>42</b> Sam Mitchell Donyell Marshall Theo Ratliff Kevin Love	<b>55</b> Marko Jaric
<b>4</b> Tod Murphy Gerald Glass Brad Sellers Micheal Williams Spud Webb Chauncey Billups Keith McCleod Randy Foye Oleksiy Pecherov Wes Johnson Robbie Hummel Greg Smith	<b>9</b> Tod Murphy Sam Jacobson Kendall Gill Justin Reed Ricky Rubio	<b>15</b> Donald Royal Darrick Martin Bill Curley Gerald Green Nathan Jawai Maurice Ager Anthony Randolph Mickael Gelabale Shabazz Muhammad	<b>24</b> Pooh Richardson Michael Williams Tom Gugliotta Bobby Jackson Quincy Lewis Richie Frahm Antoine Walker Anthony Bennett Andre Miller	<b>33</b> Steve Johnson Richard Coffey Marques Bragg Andrae Patterson Mike Miller Dante Cunningham Thaddeus Young Andrean Payne	<b>43</b> Chris Carr	<b>88</b> Nemanja Bjelica
	<b>10</b> Howard Easley Shane Heal Wally Szczerbiak Rodney Carney Jonny Flynn Chase Boudinger Damjan Rudez	<b>16</b> Troy Hudson	<b>25</b> Bob Thornton Marlon Maxey Marc Jackson Al Jefferson Mo Williams	<b>34</b> Myron Brown Isaiah Rider Michael Olowokandi Jason Collins Greg Stiemsma	<b>44</b> Greg Foster Cherokee Parks Anthony Peeler Ndudi Ebi Anthony Tolliver	
		<b>17</b> Charles Shackleford Nikoloz Tskitshvili Lou Amundson	<b>26</b> James Robinson	<b>35</b> Sidney Lowe Reggie Slater Mark Madsen	<b>45</b> Randy Breuer Chuck Person Sean Rooks Andrae Patterson	
		<b>19</b> Tony Campbell Sam Cassell Wayne Ellington	<b>28</b> Andrew Lang		<b>47</b> Andrei Kirilenko	
					<b>50</b> Felton Spencer Trevor Winter Arinze Onuaku	
					<b>51</b> Andres Guibert Michael Doleac	





## RETIRED NUMBERS


Malik Sealy was tragically killed in an automobile accident on May 20, 2000, cutting short the life of a young man beloved in the Twin Cities and across the country for far more than his on-court skills.

A true professional in every sense of the word, Sealy was actively involved in a wide variety of charitable organizations, including serving on the boards of Wheelchair Charities, Inc., and the Bronx Police Athletic League. He was a regular visitor to the Ronald McDonald House in Minneapolis and took on an active role in various school programs. He also ran basketball clinics in conjunction with the Refugee Project at the Camp Hill Summer Program in North Carolina.

A self-described "Renaissance Man," Sealy was much more than a basketball player. He started a men's accessories company, Malik Sealy XXI, Inc., designing and selling neckties. He also opened Baseline Recording Studios in Manhattan in the Spring of 2000 and enjoyed acting, having a significant role in the movie "Eddie" as well as making guest appearances on television's "The Sentinel" and "Diagnosis Murder."

A member of the Minnesota Timberwolves during the 1998-99 and 1999-00 seasons, Sealy's last season with the Wolves was perhaps the finest of his eight-year NBA career. He played in all 82 games, the last 60 as a starter, averaging 11.3 points per game and helping the Timberwolves to their first 50-win season. The photo of Sealy lying on his back after hitting a three at the buzzer to beat Indiana on Jan. 17, 2000 remains one of the most iconic images in Timberwolves history.

Prior to the Wolves home opener vs. Sacramento on Nov. 4, 2000, the Timberwolves raised Sealy's No. 2 jersey to the rafters in memory of a great person, player and teammate. It remains the only retired jersey in Timberwolves history.





## ALL-TIME COLLEGE ROSTER

Sorted by first regular season game in a Timberwolves uniform and includes players who have appeared in a game through the 2015-16 season

<b>ALABAMA</b> James Robinson Latrell Sprewell Mo Williams	<b>DUKE</b> Christian Laetner Brian Davis Cherokee Parks Will Avery Shelden Williams Tyus Jones	<b>IOWA STATE</b> Fred Hoiberg	<b>MISSOURI</b> Gary Leonard Anthony Peeler	<b>PENN STATE</b> Calvin Booth	<b>TEXAS-EL PASO</b> Marlon Maxey Greg Foster	<b>WYOMING</b> Reggie Slater Theo Ratliff
<b>ALABAMA-BIRMINGHAM</b> Stanley Jackson		<b>KANSAS</b> Mark Randall Andrew Wiggins	<b>MOREHEAD STATE</b> Bob McCann	<b>PENNSYLVANIA</b> Jerome Allen	<b>TEXAS TECH</b> Mark Davis	<b>NO COLLEGE</b> Gundars Vetra Andres Guibert Kevin Gamett Shane Heal Stojko Vrankovic Rasho Nesterovic Igor Rakocevic Ndudi Ebi Marko Jaric Nikoloz Tskitishvili Al Jefferson Sebastian Telfair Gerald Green Sasha Pavlovic Oleksiy Pecherov Nathan Jawai Darko Milicic Nikola Pekovic Martell Webster Ricky Rubio Andrei Kirilenko Alexey Shved Mickael Gelabale Miroslav Raduljica Nemanja Bjelica Damjan Rudez
<b>ARIZONA</b> Sean Rooks Loren Woods Derrick Williams Chase Budinger	<b>DUQUESNE</b> Mike James	<b>KANSAS STATE</b> Askia Jones Michael Beasley	<b>NEVADA</b> Kirk Snyder Ramon Sessions	<b>PITTSBURGH</b> Mark Blount	<b>TOWSON</b> Gary Neal	
<b>ARKANSAS</b> Andrew Lang Todd Day Oliver Miller	<b>EVANSVILLE</b> Dan Godfread	<b>KENTUCKY</b> Antoine Walker Tayshaun Prince Karl-Anthony Towns	<b>NEW MEXICO</b> Luc Longley	<b>PROVIDENCE</b> Marques Bragg Ryan Gomes	<b>UC-IRVINE</b> Tod Murphy Scott Brooks Bob Thornton	
<b>AUBURN</b> Chuck Person	<b>FLORIDA</b> Corey Brewer Chris Richard Mike Miller	<b>LOUISIANA STATE</b> Stanley Roberts Ronald Dupree Anthony Randolph Chris Johnson Justin Hamilton	<b>NEW MEXICO STATE</b> Reggie Jordan	<b>PURDUE</b> Brian Cardinal Brad Miller Robbie Hummel	<b>UCLA</b> Pooh Richardson Darrick Martin Kevin Love Ryan Hollins Malcolm Lee Shabazz Muhammad Luc Richard Mbah a Moute Zach LaVine	
<b>AUSTIN PEAY</b> Trenton Hassell	<b>FLORIDA STATE</b> Sam Cassell		<b>NEW ORLEANS</b> Ervin Johnson	<b>RHODE ISLAND</b> Tom Garrick		
<b>BAYLOR</b> Michael Williams	<b>FRESNO STATE</b> Greg Smith	<b>LOUISVILLE</b> Felton Spencer DeJuan Wheat Clifford Rozier Gorgui Dieng	<b>NORTH CAROLINA</b> Rashad McCants Wayne Ellington	<b>RICE</b> Mike Wilks		
<b>BOSTON COLLEGE</b> Howard Easley Bill Curley Craig Smith	<b>GEORGETOWN</b> Charles Smith	<b>MARYLAND</b> Adrian Branch Joe Smith	<b>NORTH CAROLINA STATE</b> Sidney Lowe Thurl Bailey Charles Shackelford Tom Gugliotta Spud Webb Lorenzo Brown	<b>ROBERT MORRIS UNIVERSITY</b> Othys Jeffers	<b>UNLV</b> Isaiah Rider Marcus Banks Lou Amundson Anthony Bennett	
<b>BOWLING GREEN</b> Keith McLeod	<b>GEORGE WASHINGTON</b> Mike Brown	<b>MARQUETTE</b> Lazar Hayward	<b>NORTHEASTERN</b> Jose Juan Barea	<b>SETON HALL</b> Eddie Griffin	<b>UTAH</b> Michael Doleac Andre Miller	
<b>CAL STATE-FULLERTON</b> Bobby Brown	<b>GEORGIA</b> Damien Wilkins Sundiata Gaines	<b>MARYLAND</b> Adrian Branch Joe Smith	<b>NOTRE DAME</b> Donald Royal LaPhonso Ellis	<b>SLIPPERY ROCK</b> Myron Brown	<b>VILLANOVA</b> Doug West Randy Foye Dante Cunningham	
<b>CINCINNATI</b> Sean Kilpatrick	<b>GEORGIA TECH</b> Stephon Marbury Tom Hammonds Dennis Scott Thaddeus Young	<b>MEMPHIS</b> Rodney Carney	<b>OHIO</b> Gary Trent	<b>SOUTHERN CALIFORNIA</b> Robert Pack	<b>VIRGINIA COMMONWEALTH</b> Troy Daniels	
<b>CLEMSON</b> Greg Buckner	<b>GONZAGA</b> Richie Frahm Ronny Turiaf	<b>MERCER</b> Sam Mitchell	<b>OHIO STATE</b> Tony Campbell Brad Sellers Kosta Koufos	<b>SOUTHERN ILLINOIS</b> Chris Carr Troy Hudson	<b>WAKE FOREST</b> Josh Howard	
<b>COLORADO</b> Chauncey Billups	<b>HAWAII</b> Anthony Carter	<b>MIAMI (OH)</b> Wally Szczerbiak	<b>OKLAHOMA</b> Stacey King	<b>SW MISSOURI STATE</b> Winston Garland	<b>WASHINGTON</b> Brandon Roy Will Conroy	
<b>COLORADO STATE</b> Pat Durham	<b>HOUSTON</b> Anthony Goldwire	<b>MICHIGAN</b> Eric Riley Glenn Robinson III	<b>OKLAHOMA STATE</b> Corey Williams	<b>ST. JOHN'S</b> Felipe Lopez Malik Sealy	<b>WESTERN CAROLINA</b> Kevin Martin	
<b>CONNECTICUT</b> Chris Smith Donyell Marshall Kevin Ollie A.J. Price Jeff Adrien	<b>ILLINOIS</b> Kendall Gill	<b>MICHIGAN STATE</b> Maurice Ager Adreian Payne	<b>OREGON</b> Terrell Brandon Luke Ridnour	<b>STANFORD</b> Mark Madsen Jason Collins	<b>WESTERN KENTUCKY</b> Frank Tellis	
<b>CREIGHTON</b> Anthony Tolliver	<b>INDIANA</b> Jim Thomas Dean Garrett Andrae Patterson Brian Evans Bracey Wright	<b>MINNESOTA</b> Randy Breuer Richard Coffey Bobby Jackson Trevor Winter Sam Jacobson Quincy Lewis John Thomas	<b>OREGON STATE</b> Steve Johnson	<b>SYRACUSE</b> Jonny Flynn Jason Hart Wes Johnson Arinze Onuaku	<b>WISCONSIN</b> Scott Roth Paul Grant Alando Tucker Greg Stiemsma	
<b>DEPAUL</b> Tyrone Corbin Rod Strickland	<b>IOWA</b> Brad Lohaus Ricky Davis	<b>MISSISSIPPI</b> Gerald Glass Justin Reed	<b>PACIFIC</b> Michael Olowokandi	<b>TEMPLE</b> Marc Jackson	<b>WISCONSIN-STEVEN'S POINT</b> Terry Porter	



## WOLVES DRAFT HISTORY

### 1989 DRAFT

Jerome "Pooh" Richardson, UCLA  
(1st round - 10th overall)

Gary Leonard, Missouri  
(2nd round - 34th overall)

Doug West, Villanova  
(2nd round - 38th overall)

### 1990 DRAFT

Felton Spencer, Louisville  
(1st round - 6th overall)

Gerald Glass, Mississippi  
(1st round - 20th overall)

### 1991 DRAFT

Luc Longley, New Mexico  
(1st round - 7th overall)

Myron Brown, Slippery Rock  
(2nd round - 34th overall)

### 1992 DRAFT

Christian Laettner, Duke  
(1st round - 3rd overall)

Marlon Maxey, Texas-El Paso  
(2nd round - 28th overall)

Chris Smith, Connecticut  
(2nd round - 34th overall)

Tim Burroughs, Jacksonville  
(2nd round - 51st overall)

### 1993 DRAFT

Isaiah Rider, Nevada-Las Vegas  
(1st round - 5th overall)

Sherron Mills, Va. Commonwealth  
(2nd round - 29th overall)

### 1994 DRAFT

Donyell Marshall, Connecticut  
(1st round - 4th overall)

Howard Easley, Boston College  
(2nd round - 30th overall)

### 1995 DRAFT

Kevin Garnett, Farragut Academy HS  
(1st round - 5th overall)

Mark Davis, Texas Tech  
(2nd round - 48th overall)

Jerome Allen, Pennsylvania  
(2nd round - 49th overall)

### 1996 DRAFT

Ray Allen, Connecticut\*  
(1st round - 5th overall)

### 1997 DRAFT

Paul Grant, Wisconsin  
(1st round - 20th overall)

Gordon Malone, West Virginia  
(2nd round - 44th overall)

### 1998 DRAFT

Rasho Nesterovic, Kinder Bologna  
(1st round - 17th overall)

Andrae Patterson, Indiana  
(2nd round - 46th overall)

### 1999 DRAFT

Wally Szczerbiak, Miami of Ohio  
(1st round - 6th overall)

William Avery, Duke  
(1st round - 14th overall)

Louis Bullock Jr., Michigan\*  
(2nd round - 42nd overall)

### 2000 DRAFT

Igor Rakocevic, Red Star Belgrade  
(2nd round - 51st overall)

### 2001 DRAFT

Loren Woods, Arizona  
(2nd round - 46th overall)

### 2002 DRAFT

Marcus Taylor, Michigan State  
(2nd round - 52nd overall)

### 2003 DRAFT

Ndudi Ebi, Westbury Christian HS  
(1st round - 26th overall)

Rick Rickert, Minnesota  
(2nd round - 55th overall)

### 2004 DRAFT

Blake Stepp, Gonzaga  
(2nd round - 58th overall)

### 2005 DRAFT

Rashad McCants, North Carolina  
(1st round - 14th overall)

Bracey Wright, Indiana  
(2nd round - 47th overall)

### 2006 DRAFT

Brandon Roy, Washington\*  
(1st round - 6th overall)

Craig Smith, Boston College  
(2nd round - 36th overall)

Bobby Jones, Washington\*  
(2nd round - 37th overall)

Loukas Mavrokefalidis, Greece  
(2nd round - 57th overall)

### 2007 DRAFT

Corey Brewer, Florida  
(1st round - 7th overall)

Chris Richard, Florida  
(2nd round - 41st overall)

### 2008 DRAFT

O.J. Mayo, USC\*  
(1st round - 3rd overall)

Nikola Pekovic, Montenegro  
(2nd round - 31st overall)

Mario Chalmers, Kansas\*  
(2nd round - 34th overall)

### 2009 DRAFT

Ricky Rubio, Spain  
(1st round - 5th overall)

Jonny Flynn, Syracuse  
(1st round - 6th overall)

Ty Lawson, North Carolina\*  
(1st round - 18th overall)

Wayne Ellington, North Carolina  
(1st round - 28th overall)

Nick Calathes, Florida\*  
(2nd round - 45th overall)

Henk Norel, Netherlands  
(2nd round - 47th overall)

### 2010 DRAFT

Wesley Johnson, Syracuse  
(1st round - 4th overall)

Luke Babbitt, Nevada\*  
(1st round - 16th overall)

Trevor Booker, Clemson\*  
(1st round - 23th overall)

Paulo Prestes, Brazil  
(2nd round - 45th overall)

Hamady Ndiaye, Rutgers\*  
(2nd round - 56th overall)

### 2011 DRAFT

Derrick Williams, Arizona  
(1st round - 2nd overall)

Donatas Motiejunas, Lithuania\*  
(1st round - 20th overall)

### 2012 DRAFT

Robbie Hummel, Purdue  
(2nd round - 58th overall)

### 2013 DRAFT

Trey Burke, Michigan\*  
(1st round - 9th overall)

Anthony Roberson, Florida\*  
(1st round, 26th overall)

Lorenzo Brown, North Carolina State  
(2nd round, 52nd overall)

Bojan Dubljevic, Montenegro  
(2nd round, 59th overall)

### 2014 DRAFT

Zach LaVine, UCLA  
(1st round - 13th overall)

Glenn Robinson III, Michigan  
(2nd round - 40th overall)

Markel Brown, Oklahoma State\*  
(2nd round - 44th overall)

Alessandro Gentile, Italy\*  
(2nd round - 53rd overall)

### 2015 DRAFT

Karl-Anthony Towns, Kentucky  
(1st round - 1st overall)

Cedi Osman, Turkey\*  
(2nd round - 31st overall)

Rakeem Christmas, Syracuse\*  
(2nd round - 36th overall)

### 2016 DRAFT

Kris Dunn, Providence  
(1st round - 5th overall)



## WOLVES TRANSACTIONS

### 1988

- JULY 21** Named Billy McKinney director of player personnel.  
**AUG. 23** Named Bill Musselman head coach.

### 1989

- JUNE 12** Lost NBA Expansion coin flip with the Orlando Magic in Los Angeles. The Magic elected to take the first selection in the 1989 NBA Expansion Draft, giving the Timberwolves the 10th pick overall in the 1989 NBA College Draft.  
**JUNE 15** Acquired the Milwaukee Bucks' second-round selection (34th overall) in the 1989 NBA College Draft for agreeing to select Mark Davis in the 1989 NBA Expansion Draft. Selected 11 players in the 1989 NBA Expansion Draft: Rick Mahorn, 6-10 forward from Detroit Pistons; Tyrone Corbin, 6-6 forward from Phoenix Suns; Steve Johnson, 6-10 center from Portland Trail Blazers; Brad Lohaus, 7-0 forward from Sacramento Kings; David Rivers, 6-0 guard from Los Angeles Lakers; Mark Davis, 6-5 guard from Milwaukee Bucks; Scott Roth, 6-8 forward from San Antonio Spurs; Shelton Jones, 6-9 forward from Philadelphia 76ers; Eric White, 6-8 forward from Los Angeles Clippers; Maurice Martin, 6-6 guard from Denver Nuggets; Gunther Behnke, 7-4 center from Cleveland Cavaliers.  
**JUNE 27** Selected UCLA guard Jerome "Pooh" Richardson with the 10th pick in the first round of the 1989 NBA College Draft. The Wolves also selected Missouri center Gary Leonard (second round, 34th overall) and Villanova guard/forward Doug West (second round, 38th overall).  
**JULY 26** Signed free agent forward Sam Mitchell to a two-year contract.  
**AUG. 3** Signed restricted free agent guard Sidney Lowe to a two-year contract.  
**AUG. 16** Signed free agent forward Tod Murphy to a two-year contract.  
**AUG. 21** Signed second-round draft pick center Gary Leonard to a three-year contract. Named Tom Thibodeau assistant coach.  
**AUG. 31** Signed first-round draft pick guard Pooh Richardson to a four-year contract and second-round draft pick guard Doug West to a three-year contract.  
**SEPT. 12** Signed free agent guard Conner Henry and free-agent forward Donald Royal to contracts.  
**SEPT. 13** Signed free agent guard Tony Campbell to a four-year contract.  
**SEPT. 18** Named Bob Zuffelato assistant coach.  
**OCT. 6** Placed hold-out center Steve Johnson on the suspended list.  
**OCT. 20** Signed free agent guard/forward Adrian Branch to a two-year contract.  
**OCT. 27** Traded forward Rick Mahorn to the Philadelphia 76ers for 1990 first- and second-round draft picks, a 1991 second-round draft pick and a conditional 1992 second-round pick.  
**DEC. 13** Activated center Steve Johnson and placed forward Scott Roth (broken nose) on the injured list.  
**DEC. 23** Activated forward Scott Roth from the injured list and waived guard/forward Adrian Branch.

### 1990

- JAN. 4** Traded forward Brad Lohaus to the Milwaukee Bucks for center Randy Breuer and a conditional one-time exchange of second-round draft picks in 1991 or 1992.  
**JAN. 11** Placed center Steve Johnson (stomach ulcer) on the injured list.  
**FEB. 15** Activated center Steve Johnson from the injured list.  
**FEB. 22** Traded center Steve Johnson and a conditional 1991 second-round draft pick to the Seattle SuperSonics for forward Brad Sellers.  
**JUNE 26** Acquired guard Scott Brooks from the Philadelphia 76ers for a 1990 second-round draft pick (32nd overall).  
**JUNE 27** Waived forward Brad Sellers.  
**JUNE 28** Selected Louisville center Felton Spencer with the sixth pick and Mississippi guard Gerald Glass with the 20th pick in the first round of the 1990 NBA Draft.  
**JULY 6** Waived forward Scott Roth.  
**SEPT. 27** Announced that guard Sidney Lowe retired to become the club's television broadcast analyst.

- OCT. 2** Signed free agent forward Richard Coffey to a two-year contract.  
**OCT. 3** Signed first-round draft pick center Felton Spencer to a five-year contract.  
**OCT. 9** Signed first-round draft pick guard Gerald Glass to a four-year contract.  
**OCT. 31** Waived center Gary Leonard. Signed free agent guard Jim Thomas.  
**NOV. 10** Waived guard Jim Thomas. Acquired forward/center Bob Thornton from the Philadelphia 76ers in exchange for a 1991 second-round draft pick.  
**NOV. 29** Announced Billy McKinney resigned his position as director of player personnel.  
**DEC. 4** Promoted Jim Brewer to director of player personnel.  
**DEC. 6** Placed forward Bob Thornton (broken wrist) on the injured list.  
**DEC. 29** Signed free agent forward Dan Godfred to a 10-day contract.

### 1991

- JAN. 7** Signed forward Dan Godfred to a second 10-day contract.  
**JAN. 18** Signed forward Dan Godfred to a contract for the remainder of the season.  
**APR. 22** Relieved head coach Bill Musselman and assistant coach Tom Thibodeau of their duties.  
**APR. 24** Signed guard Scott Brooks to a four-year contract.  
**MAY 5** Relieved assistant coach Eric Musselman of his duties.  
**JUNE 19** Named Jimmy Rodgers head coach.  
**JUNE 20** Released forward Richard Coffey.  
**JUNE 26** Selected New Mexico center Luc Longley with the seventh pick in the first round of the 1991 NBA Draft. The Wolves also selected Slippery Rock guard Myron Brown (second round, 34th overall).  
**JULY 18** Named Jim Brewer and Sidney Lowe assistant coaches.  
**AUG. 17** Renounced the rights to forward Donald Royal.  
**OCT. 4** Signed second-round draft pick guard Myron Brown to a two-year contract.  
**NOV. 19** Signed first-round draft pick center Luc Longley to a four-year contract and placed him on the suspended list to start the season.  
**NOV. 25** Acquired forward Thurl Bailey and a 1992 second-round draft pick from the Utah Jazz for forward Tyrone Corbin.  
**NOV. 29** Activated center Luc Longley from the suspended list and released forward Tellis Frank.  
**DEC. 5** Placed center Felton Spencer (fracture to the ethmoid bone of the right eye) on the injured list.  
**DEC. 18** Waived guard Myron Brown and activated center Felton Spencer from the injured list.  
**DEC. 30** Placed forward Tod Murphy (sprained left foot) on the injured list.

### 1992

- JAN. 2** Claimed forward Mark Randall off waivers from the Chicago Bulls.  
**FEB. 10** Placed center Felton Spencer (sprained ankle) on the injured list.  
**MAR. 6** Activated center Felton Spencer from the injured list.  
**APR. 6** Signed guard/forward Doug West to a four-year contract extension.  
**JUNE 1** Named Jack McCloskey general manager.  
**JUNE 16** Announced the club did not exercise the option on forward Tod Murphy's contract for the 1992-93 season.  
**JUNE 24** Selected Duke center Christian Laettner with the third pick in the first round of the 1992 NBA Draft. The Wolves also selected UTEP forward Marlon Maxey (second round, 28th overall), Connecticut guard Chris Smith (second round, 34th overall), and Jacksonville forward Tim Burroughs (second round, 51st overall).  
**JULY 2** Signed guard/forward Gundars Vetra from Unified (Russia) National Team to a multi-year contract.  
**JULY 10** Named Stan Novak scout.  
**JULY 20** Signed second-round draft pick forward Marlon Maxey to a four-year contract.  
**JULY 23** Promoted Jim Brewer to assistant to the general manager and named Chuck Davison assistant coach.  
**AUG. 5** Signed free agent forward Bob McCann to a one-year contract.  
**AUG. 28** Signed second-round draft pick guard Chris Smith to a multi-year contract.

- SEPT. 2** Named Rob Babcock full-time scout.  
**SEPT. 8** Acquired forward Chuck Person and guard Micheal Williams from the Indiana Pacers for forward Sam Mitchell and guard Pooh Richardson.  
**SEPT. 4** Traded guard Tony Campbell to the New York Knicks for future considerations.  
**SEPT. 25** Traded guard Scott Brooks to the Houston Rockets for future considerations.  
**OCT. 14** Signed first-round draft pick forward Christian Laettner to a six-year contract.  
**NOV. 5** Placed forward Marlon Maxey (synovitis of the left knee) on the injured list.  
**NOV. 15** Acquired guard Lance Blanks, forward Brad Sellers and a future second-round draft pick from the Detroit Pistons for guard/forward Gerald Glass and forward Mark Randall.  
**DEC. 3** Placed guard/forward Gundars Vetra (lower back strain) on the injured list and activated forward Marlon Maxey from the injured list.

### 1993

- JAN. 2** Placed guard Lance Blanks (cartilage damage in right knee) on the injured list and activated guard/forward Gundars Vetra from the injured list.  
**JAN. 11** Relieved head coach Jimmy Rodgers of his duties and named Sidney Lowe interim head coach.  
**JAN. 30** Placed guard/forward Gundars Vetra (cartilage damage in right knee) on the injured list and activated guard Lance Blanks from the injured list.  
**MAR. 15** Placed forward Thurl Bailey (dislocated toe) on the injured list and activated guard/forward Gundars Vetra from the injured list.  
**MAR. 24** Promoted Sidney Lowe from interim head coach to head coach. Placed center Luc Longley (sprained right foot) on the injured list and activated forward Thurl Bailey from the injured list.  
**JUNE 21** Named Kevin McHale broadcast television analyst and special assistant coach. Named Bob Weinbauer assistant coach.  
**JUNE 30** Acquired forward/center Mike Brown from the Utah Jazz for center Felton Spencer. Selected UNLV guard/forward Isaiah (J.R.) Rider with the fifth pick in the first round of the 1993 NBA Draft. The Wolves also selected Virginia Commonwealth forward Sherron Mills (second round, 29th overall).  
**JULY 7** Renounced the rights to forwards Brad Sellers and Bob McCann and waived guard Lance Blanks.  
**AUG. 2** Signed free agent guard/forward Brian Davis to a multi-year contract.  
**AUG. 20** Acquired the rights to forward Conrad McRae from the Washington Bullets for forward Tim Burroughs.  
**AUG. 30** Signed free agent guards Jo Jo English and Stanley Jackson and forward Tellis Frank.  
**OCT. 27** Signed first-round draft pick guard/forward Isaiah Rider to a seven-year contract.  
**NOV. 4** Traded guard Jo Jo English to the Chicago Bulls for future considerations. Placed guard Stanley Jackson (sprained left wrist) on the injured list.  
**DEC. 1** Placed forward Marlon Maxey (bruised right hand) on the injured list and activated guard Stanley Jackson from the injured list.  
**DEC. 10** Placed guard/forward Doug West (rib separation) on the injured list and activated forward Marlon Maxey from the injured list.  
**DEC. 20** Placed guard Stanley Jackson (sprained left wrist) on the injured list and activated guard/forward Doug West from the injured list.

### 1994

- FEB. 18** Placed guard Micheal Williams (sprained right wrist) on the injured list.  
**FEB. 21** Signed guard Corey Williams to a 10-day contract.  
**FEB. 23** Acquired center Stacey King from the Chicago Bulls for center Luc Longley.  
**FEB. 28** Waived guard Corey Williams and activated guard Micheal Williams from the injured list.  
**MAR. 2** Placed guard Micheal Williams (sprained right wrist) on the injured list and activated guard Stanley Jackson from the injured list.





## WOLVES TRANSACTIONS

**MAR. 10** Placed guard Stanley Jackson (sprained left wrist) on the injured list and activated guard Micheal Williams from the injured list.

**APR. 6** Placed forward/center Stacey King (chronical fracture, right knee) on the injured list and activated guard Stanley Jackson from the injured list.

**APR. 13** Placed forward Tellis Frank (strained arch, left foot) on the injured list and signed and activated forward/center Andres Guibert.

**APR. 29** Announced assistant coach Bob Weinbauer accepted the position of vice president of basketball operations with the Houston Rockets.

**JUNE 29** Selected Connecticut forward Donyell Marshall with the fourth pick in the first round of the 1994 NBA Draft. The Wolves also selected Boston College guard Howard Easley (second round, 30th overall). Acquired the rights to center Zeljko Rebraca from the Seattle SuperSonics for a 1996 second-round draft pick.

**JULY 1** Exercised the option on forward Chuck Person's contract, making him an unrestricted free agent.

**AUG. 17** Relieved head coach Sidney Lowe, assistant to the general manager/assistant coach Jim Brewer and assistant coach Chuck Davisson of their duties.

**AUG. 18** Named Kevin McHale assistant general manager and Chris Palmer trainer. Promoted Rob Babcock to director of player personnel and Stan Novak to director of scouting.

**AUG. 29** Named Bill Blair head coach.

**SEPT. 6** Named Mike Schuler assistant coach.

**SEPT. 9** Named Randy Wittman assistant coach.

**SEPT. 19** Signed free agent forward Andres Guibert and free agent guard Askia Jones.

**SEPT. 26** Signed first-round draft pick forward Donyell Marshall to a nine-year contract.

**SEPT. 28** Named Greg Ballard assistant coach.

**SEPT. 29** Signed free agent center Charles Shackleford.

**OCT. 3** Signed free agent guard Dave Jamerson and free agent forward Pat Durham.

**OCT. 5** Signed second-round draft pick guard Howard Easley to a one-year contract.

**NOV. 1** Acquired center Sean Rooks from the Dallas Mavericks for a conditional 1996, 1997 or 1998 first-round draft pick. Waived guard Dave Jamerson and forward Pat Durham.

**NOV. 2** Waived forward Marlon Maxey.

**NOV. 3** Placed center Melvin Robinson (tendinitis, left ankle) and center Charles Shackleford (strained lower back) on the injured list.

**NOV. 11** Placed guard Micheal Williams (torn plantar fascia, left heel) on the injured list and signed free agent guard Winston Garland.

**NOV. 24** Waived guard Askia Jones and signed free agent forward Pat Durham.

**DEC. 16** Placed center Stacey King (sprained left ankle) on the injured list and signed free agent forward Greg Foster.

**DEC. 30** Placed forward Andres Guibert (strained lower back) on the injured list and activated center Stacey King from the injured list.

### 1995

**JAN. 11** Placed center Stacey King (sprained left ankle) on the injured list and activated center Charles Shackleford from the injured list.

**FEB. 1** Placed guard Chris Smith (Achilles' tendinitis, right foot) on the injured list and activated center Stacey King from the injured list.

**FEB. 13** Waived guard Howard Easley and signed free agent guard Darrick Martin to a 10-day contract.

**FEB. 14** Placed center Stacey King (sprained left ankle) on the injured list and activated guard Chris Smith.

**FEB. 18** Acquired forward Tom Gugliotta from the Golden State Warriors for forward Donyell Marshall.

**FEB. 25** Signed guard Darrick Martin to a second 10-day ontract.

**FEB. 26** Placed center Charles Shackleford (strained lower back) on the injured list and activated center Stacey King from the injured list.

**FEB. 27** Waived center Charles Shackleford.

**FEB. 28** Announced the retirement of general manager Jack McCloskey, effective at the conclusion of the 1995 NBA Draft.

**MAR. 3** Placed forward Pat Durham (sprained right ankle) on the injured list and activated forward Andres Guibert from the injured list.

**MAR. 7** Signed guard Darrick Martin to a contract for the remainder of the season.

**MAR. 12** Placed forward Andres Guibert (strained lower back) on the injured list and activated forward Pat Durham from the injured list.

**MAY 11** Promoted Kevin McHale to vice president of basketball operations. Named Phil "Flip" Saunders general manager and Jerry Sichting director of scouting and player development.

**JUNE 24** Forward Andres Guibert is taken with the fifth overall pick by the Toronto Raptors in the 1995 Expansion Draft.

**JUNE 28** Selected Farragut Academy H.S. (Chicago) forward Kevin Garnett with the fifth pick in the first round of the 1995 NBA Draft. The Wolves also selected Texas Tech guard Mark Davis (second round, 48th overall) and Pennsylvania guard Jerome Allen (second round, 49th overall).

**SEPT. 29** Signed free agent forward Sam Mitchell to a multi-year contract.

**OCT. 2** Signed first-round draft pick forward Kevin Garnett to a three-year contract.

**OCT. 5** Signed guard/forward Doug West to a contract extension.

**OCT. 6** Signed second-round draft picks guard/forward Mark Davis and guard Jerome Allen, and free agents guard Darrick Martin and forward Marques Bragg.

**OCT. 10** Signed center Sean Rooks to a one-year contract.

**OCT. 14** Signed free agent center Eric Riley.

**OCT. 16** Signed forward Tom Gugliotta and free agent guard Terry Porter to multi-year contracts.

**NOV. 1** Waived guard Darrick Martin.

**NOV. 2** Placed center Eric Riley (supra patella bursitis, right knee) on the injured list.

**NOV. 14** Placed center Christian Laettner (sprained left ankle) on the injured list and activated center Eric Riley from the injured list.

**NOV. 25** Placed center Eric Riley (quadriceps tendinitis, right knee) on the injured list and activated center Christian Laettner from the injured list.

**DEC. 5** Placed guard Micheal Williams (plantar fascia strain, left heel) on the injured list. Signed guard Charles Smith.

**DEC. 18** Relieved head coach Bill Blair of his duties. Named general manager Flip Saunders head coach, and director of scouting and player development Jerry Sichting assistant coach.

### 1996

**JAN. 4** Waived guard Charles Smith.

**JAN. 12** Acquired guard Darrick Martin from the Vancouver Grizzlies for a 1996 second-round draft pick.

**FEB. 22** Acquired center Andrew Lang and guard Anthony "Spud" Webb from the Atlanta Hawks for center Christian Laettner and center Sean Rooks.

**FEB. 23** Placed guard Jerome Allen (bursitis, right knee) on the injured list and activated center Eric Riley from the injured list.

**MAR. 6** Placed forward Sam Mitchell (sprained right ankle) on the injured list.

**MAR. 13** Activated forward Sam Mitchell from the injured list.

**MAR. 20** Placed center Andrew Lang (slight tear, left calf muscle) on the injured list.

**MAR. 22** Placed guard/forward Doug West (plantar fascia, right foot) on the injured list and activated guard Jerome Allen from the injured list.

**APR. 2** Placed guard Darrick Martin (tendinitis, right shoulder) on the injured list and activated center Andrew Lang and guard/forward Doug West from the injured list.

**JUNE 26** Selected Connecticut guard Ray Allen with the fifth pick in the first round of the 1996 NBA Draft. Acquired guard Stephon Marbury (the fourth pick in the first round of the 1996 NBA Draft) from the Milwaukee Bucks for Ray Allen and a future first-round draft pick.

**JUNE 29** Acquired center Cherokee Parks from the Dallas Mavericks for restructuring the conditions of the first-round pick owed to Dallas from the Nov. 1, 1994 Sean Rooks trade. Dallas received Minnesota's first-round pick in 1997.

**JULY 11** Reacquired the future first-round pick sent to Milwaukee in the June 26, 1996 Stephon Marbury trade for center Andrew Lang.

**JULY 18** Signed guard Stephon Marbury to a three-year contract.

**JULY 19** Signed free agent guard Chris Carr to a multi-year contract.

**JULY 23** Acquired guard James Robinson, forward Bill Curley and a first-round draft pick in 1997 or 1998 from the Portland Trail Blazers for guard/forward Isaiah Rider.

**SEPT. 6** Signed center Stojko Vrankovic to a multi-year contract.

**SEPT. 18** Signed free agent guard Shane Heal, forward Dean Garrett and forward Virginus Praskevicius.

**OCT. 31** Placed guard Micheal Williams (plantar fascia strain, left heel), forward Bill Curley (right ankle surgery) and forward Virginus Praskevicius (strained left ankle) on the injured list.

### 1997

**FEB. 17** Waived forward Virginus Praskevicius.

**MAR. 18** Placed guard Chris Carr (bursitis, left ankle) on the injured list.

**MAR. 19** Signed free agent guard Reggie Jordan to a 10-day contract.

**MAR. 29** Signed guard Reggie Jordan to a second 10-day contract.

**APR. 8** Signed guard Reggie Jordan to a contract for the remainder of the season.

**APR. 21** Activated guard Chris Carr from the injured list and placed him on the playoff roster. Removed guard Reggie Jordan from the playoff roster.

**JUNE 23** Received the 20th pick in the first round of the 1997 NBA Draft from the Portland Trail Blazers to complete the July 23, 1996 Isaiah Rider trade.

**JUNE 25** Selected Wisconsin center Paul Grant with the 20th pick in the first round of the 1997 NBA Draft. The Wolves also selected West Virginia forward Gordan Malone (second round, 44th overall).

Acquired center Stanley Roberts from the Los Angeles Clippers for center Stojko Vrankovic.

**JULY 10** Named Ed Prohofsky special assistant to the vice president of basketball operations.

**JULY 15** Signed general manager/head coach Flip Saunders to a five-year contract extension.

**SEPT. 12** Signed first-round draft pick center Paul Grant to a three-year contract.

**OCT. 1** Signed forward Kevin Garnett to a multi-year contract extension.

**OCT. 10** Signed free agent center Clifford Rozier.

**OCT. 23** Signed free agent guard Reggie Jordan.

**OCT. 30** Signed free agent guard DeJuan Wheat.

Waived guard Shane Heal. Placed forward Bill Curley (right thigh stress reaction), center Paul Grant (sprained right foot), and guard Micheal Williams (sore right hamstring) on the injured list.

**NOV. 25** Waived center Clifford Rozier and signed free agent forward Tom Hammonds.

**DEC. 22** Placed guard DeJuan Wheat (bursitis of the right knee) on the injured list and activated guard Micheal Williams from the injured list.

### 1998

**JAN. 30** Placed guard Chris Carr (sprained left ankle) on the injured list and activated guard DeJuan Wheat from the injured list.

**FEB. 18** Acquired guard Anthony Peeler from the Vancouver Grizzlies for guard Doug West.

**FEB. 4** Placed forward Tom Gugliotta (sore right ankle) on the injured list and activated guard Chris Carr from the injured list.

**MAR. 16** Placed guard Chris Carr (sprained left ankle) on the injured list and activated forward Bill Curley from the injured list.

**JUNE 25** Selected Virtus Kinder Bologna (Italy) center Rasho Nesterovic with the 17th pick in the first round of the 1998 NBA Draft. The Wolves also selected Indiana forward Andrae Patterson (second round, 46th overall).



## WOLVES TRANSACTIONS

### 1999

**JAN. 21** Acquired guard Bobby Jackson and center Dean Garrett from the Denver Nuggets in a three-team trade that also included the Toronto Raptors. Sent guard Micheal Williams, the rights to center Zeljko Rebraca, and a future first-round draft pick to the Raptors. Re-signed free-agent forward Sam Mitchell.

**JAN. 22** Signed free agent guard/forward Malik Sealy and free agent guard Troy Hudson, and re-signed free agent guard Reggie Jordan.

**JAN. 23** Signed free agent forward Joe Smith and re-signed free agent forward Tom Hammonds.

**JAN. 30** Signed free agent center Trevor Winter.

**FEB. 3** Waived guard Troy Hudson.

**FEB. 4** Placed center Trevor Winter (left knee tendinitis) on the injured list.

**FEB. 19** Placed center Paul Grant (right knee tendinitis) and guard Reggie Jordan (lower back spasms) on the injured list.

**MAR. 11** Acquired guard Terrell Brandon from the Milwaukee Bucks and forward Brian Evans and future considerations from the New Jersey Nets in a three-team trade. Sent guard Stephon Marbury, guard Chris Carr and forward Bill Curley to the Nets, and center Paul Grant to the Bucks. Activated guard Reggie Jordan from the injured list.

**MAR. 12** Placed guard/forward Malik Sealy (left ankle injury) on the injured list.

**MAR. 16** Placed guard Anthony Peeler (strained left calf) on the injured list and activated center Trevor Winter from the injured list.

**MAR. 17** Signed forward Bill Curley for the remainder of the season, after he was waived by New Jersey on March 13. Signed free agent guard/forward Dennis Scott to a 10-day contract. Placed center Trevor Winter (sore lower back) on the injured list.

**MAR. 26** Signed free agent guard James Robinson to a 10-day contract. Waived forward Brian Evans.

**MAR. 27** Signed guard/forward Dennis Scott for the remainder of the season.

**APR. 7** Placed guard Terrell Brandon (right thigh contusion) on the injured list. Activated guard/forward Malik Sealy from the injured list. Signed guard James Robinson to a second 10-day contract.

**APR. 17** Signed guard James Robinson for the remainder of the season.

**APR. 21** Placed guard/forward Malik Sealy (sprained left ankle) and guard Reggie Jordan (sprained right ankle) on the injured list. Activated guards Terrell Brandon and Anthony Peeler from the injured list.

**MAY 1** Placed guard/forward Dennis Scott (right knee tendinitis) on the injured list. Activated guard/forward Malik Sealy from the injured list.

**MAY 4** Placed forward Bill Curley (sprained right wrist) on the injured list. Waived center Trevor Winter. Signed center Rasho Nesterovic to a multi-year contract and placed him on the active roster.

**JUNE 30** Selected Miami of Ohio forward Wally Szczerbiak with the sixth pick and Duke guard William Avery with the 14th pick in the first round of the 1999 NBA Draft. The Wolves also selected Michigan guard Louis Bullock (second round, 42nd overall). Traded the rights to Louis Bullock to the Orlando Magic for cash considerations.

**JULY 7** Announced assistant coach Randy Wittman accepted the position of head coach with the Cleveland Cavaliers.

**JULY 29** Signed general manager/head coach Flip Saunders to a multi-year contract extension.

**AUG. 2** Signed first-round draft pick forward Wally Szczerbiak to a multi-year contract.

**AUG. 5** Named Sidney Lowe assistant coach.

**AUG. 17** Re-signed free agent forwards Joe Smith and Tom Hammonds.

**AUG. 19** Signed first-round draft pick guard William Avery to a multi-year contract.

**AUG. 24** Re-signed free agent guard Terrell Brandon.

**AUG. 26** Re-signed free agent forward Andrae Patterson.

**DEC. 3** Waived forward Lou Roe and center Danny Schayes.

**DEC. 17** Placed center Dean Garrett (synovitis, left knee) on the injured list. Activated forward Andrae Patterson.

**DEC. 30** Placed forward Wally Szczerbiak (inflammation, right knee) and guard Bobby Jackson (bruised and strained right knee) on the injured list.

### 2000

**JAN. 2** Signed free agent center Eric Riley to a 10-day contract.

**JAN. 6** Activated center Dean Garrett.

**JAN. 7** Activated guard Bobby Jackson. Placed forward Andrae Patterson (further rehabilitation on surgically-repaired right knee) on the injured list. Re-signed center Eric Riley to a second 10-day contract.

**JAN. 11** Waived center Eric Riley. Activated forward Wally Szczerbiak from the injured list.

**MAY 31** Announced assistant coach Sidney Lowe accepted the position of head coach with the Vancouver Grizzlies.

**JUNE 28** Selected guard Igor Rakocevic (second round, 51st overall) from Belgrade, Yugoslavia, in the 2000 NBA Draft.

**JULY 11** Named Jimmy Williams and Don Zierden assistant coaches and Brent Haskins video coordinator.

**AUG. 8** Re-signed forward Joe Smith to a one-year contract and signed free agent forward Chauncey Billups to a multi-year contract.

**OCT. 3** Signed free agent guards Corey Beck, Todd Day, and Steve Hart, free agent forwards Damian Owens and Reggie Slater, and free agent center John Coker.

**OCT. 4** Signed free agent forward LaPhonso Ellis to a one-year contract.

**OCT. 7** Signed free agent center Sharon Wright to a one-year contract.

**OCT. 8** Waived center John Coker.

**OCT. 13** Waived guard Steve Hart and forward Damian Owens.

**OCT. 17** Signed free agent guard Sam Jacobson to a one-year contract. Exercised the 2001-02 option on the contract of center Rasho Nesterovic.

**OCT. 25** Contract of Joe Smith voided by the NBA.

**OCT. 26** Waived guard Corey Beck.

**OCT. 28** Waived center Sharon Wright.

**OCT. 30** Placed guard Todd Day (hyperextended left knee), forward Tom Hammonds (sore ankles) and forward Andrae Patterson (sore right knee) on the injured list.

**NOV. 17** Placed guard Sam Jacobson (patella tendinitis, left knee) on the injured list and activated guard Todd Day from the injured list.

**DEC. 1** Placed forward Reggie Slater (patella tendinitis, right knee) on the injured list and activated forward Tom Hammonds from the injured list.

**DEC. 15** Placed guard Todd Day (hyperextended left knee) on the injured list and activated guard Sam Jacobson from the injured list.

**DEC. 19** Placed forward Tom Hammonds (bilateral synovitis, ankles) on the injured list and activated forward Reggie Slater from the injured list.

### 2001

**JAN. 7** Placed guard Sam Jacobson (patella tendinitis, right knee) on the injured list and activated guard Todd Day from the injured list.

**FEB. 27** Waived guard Todd Day.

**FEB. 28** Signed free agent guard Felipe Lopez for the remainder of the season.

**MAR. 25** Placed guard Anthony Peeler (sprained left ankle) on the injured list and activated guard Sam Jacobson from the injured list.

**APR. 6** Placed guard Sam Jacobson (patella tendinitis, right knee) on the injured list and activated guard Anthony Peeler from the injured list.

**APR. 18** Placed forward Kevin Garnett (left calf contusion) on the injured list and activated forward Tom Hammonds from the injured list.

**JUNE 20** Signed head coach Flip Saunders to a multi-year contract extension.

**JUNE 27** Selected Arizona center Loren Woods (second round, 46th overall) in the 2001 NBA Draft.

**JULY 23** Signed rookie free agent guard Maurice Evans to a multi-year contract.

**JULY 27** Signed second-round draft pick center Loren Woods to a one-year contract.

**JULY 30** Signed free agent forward Joe Smith to a multi-year contract.

**AUG. 2** Re-signed free agent guard Felipe Lopez to a one-year contract.

**AUG. 7** Re-signed free agent forward Sam Mitchell to a one-year contract.

**AUG. 31** Named Randy Wittman assistant coach.

**SEPT. 30** Signed free agent guard Steve Hart and free agent forward Bill Curley.

**OCT. 2** Signed free agent forward Gary Trent to a one-year contract.

**OCT. 4** Exercised the 2002-03 option on the contract of forward Wally Szczerbiak.

**OCT. 9** Waived guard Steve Hart.

**OCT. 25** Waived forward Bill Curley.

**OCT. 25** Placed guard William Avery (patellar tendinitis, right knee), guard Maurice Evans (posterior tibialis tendinitis, left knee) and forward Tom Hammonds (bilateral synovitis, ankles) on the injured list.

**NOV. 19** Announced the retirement of forward Tom Hammonds.

**DEC. 12** Placed guard Felipe Lopez (bruised left hip) on the injured list and activated guard William Avery from the injured list.

**DEC. 18** Placed guard Terrell Brandon (synovitis, left knee) on the injured list and activated guard Maurice Evans from the injured list.

**DEC. 30** Placed guard Maurice Evans (posterior tibialis tendinitis, left knee) on the injured list and activated guard Felipe Lopez from the injured list.

### 2002

**JAN. 12** Placed forward Gary Trent (sprained left ankle) on the injured list and activated guard Maurice Evans from the injured list.

**JAN. 19** Placed guard William Avery (patellar tendinitis, right knee) on the injured list and activated guard Terrell Brandon from the injured list.

**FEB. 1** Placed guard Maurice Evans (posterior tibialis tendinitis, left knee) on the injured list and activated forward Gary Trent from the injured list.

**FEB. 13** Placed guard Terrell Brandon (cartilage fracture, left femur) on the injured list and activated guard William Avery from the injured list.

**FEB. 21** Acquired center Marc Jackson from the Golden State Warriors in exchange for center Dean Garrett and Minnesota's second-round pick in the 2007 NBA Draft.

**MAR. 18** Signed free agent guard Robert Pack to a 10-day contract. Placed guard William Avery (patellar tendinitis, right knee) on the injured list.

**MAR. 28** Signed guard Robert Pack for the remainder of the season.

**JUNE 26** Selected Michigan State guard Marcus Taylor (second round, 52nd overall) in the 2002 NBA Draft.

**AUG. 20** Announced the retirement of forward Sam Mitchell.

**AUG. 26** Signed free agent guard Troy Hudson to a multi-year contract.

**SEPT. 10** Signed 2000 second-round draft pick guard Igor Rakocevic to a multi-year contract. Re-signed free agent center Rasho Nesterovic to a one-year contract.

**SEPT. 24** Promoted Rob Babcock from director of player personnel to vice president of player personnel.

**SEPT. 25** Re-signed free agent forward Gary Trent to a one-year contract. Signed free agent forward/guard Kendall Gill to a one-year contract. Re-signed free agent center Loren Woods to a one-year contract.

**OCT. 1** Signed second-round draft pick guard Marcus Taylor to a contract. Signed free agent guard Randy Livingston and free agent forward Reggie Slater.

**OCT. 24** Waived guards Maurice Evans and Marcus Taylor.

**OCT. 27** Signed free agent guard Rod Strickland to a one-year contract.

**OCT. 28** Placed forward Joe Smith (strained left groin) and guards Terrell Brandon (cartilage fracture, left femur) and Felipe Lopez (torn anterior cruciate and medial collateral ligaments, left knee) on the injured list. Waived guard Randy Livingston.

**OCT. 28** Signed guard Wally Szczerbiak to a six-year contract extension.

**NOV. 19** Placed guard Wally Szczerbiak (dislocated fifth metatarsal, left foot) on the injured list and activated forward Joe Smith from the injured list.

**NOV. 19** Suspended center Loren Woods indefinitely for conduct detrimental to the team.

### 2003

**JAN. 6** Waived forward Reggie Slater and activated guard Wally Szczerbiak.

**JAN. 8** Reinstated center Loren Woods.

**FEB. 2** Placed guard Rod Strickland (strained left groin) on the injured list. Signed free agent guard Mike Wilks to a 10-day contract.

**FEB. 22** Signed guard Mike Wilks for the remainder of the season.

**MAR. 18** Placed guard Igor Rakocevic (synovitis, right ankle) on the injured list and activated guard Rod Strickland from the injured list.



## WOLVES TRANSACTIONS

**MAY 6** Waived guard Igor Rakocevic.  
**JUNE 26** Selected Westbury Christian H.S. (Houston) forward Ndudi Ebi with the 26th pick in the first round of the 2003 NBA Draft. The Wolves also selected Minnesota forward Rick Rickert (second round, 55th overall).  
**JUNE 27** Acquired guard Sam Cassell and center Ervin Johnson from the Milwaukee Bucks for forward Joe Smith and guard Anthony Peeler. Made qualifying offer to guard Mike Wilks.  
**JUNE 30** Signed 2003 first-round draft pick Ndudi Ebi to a multi-year contract.  
**JULY 5** Signed free agent center Michael Olowokandi to a multi-year contract.  
**JULY 16** Acquired guard/forward Latrell Sprewell from the New York Knicks in a four-team trade. Sent guard Terrell Brandon to the Atlanta Hawks and center Marc Jackson to the Philadelphia 76ers.  
**JULY 23** Signed free agent guard Fred Hoiberg and free-agent center Mark Madsen to contracts.  
**JULY 28** Named Sidney Lowe assistant coach.  
**AUG. 13** Signed free agent guard Kirk Penney to a contract.  
**AUG. 22** Rescinded qualifying offer to guard Mike Wilks.  
**SEPT. 2** Made qualifying offer to forward Rick Rickert.  
**SEPT. 3** Agreed to terms with free agent center Jason Collier, free agent forward/center Brandon Kurtz, free agent forward Quincy Lewis and free agent guard Keith McLeod.  
**SEPT. 26** Re-signed free agent forward Gary Trent to a one-year contract.  
**SEPT. 30** Signed forward Kevin Garnett to a multi-year contract extension.  
**OCT. 1** Signed free agent forward Reggie Slater to a contract.  
**OCT. 7** Waived forward/center Brandon Kurtz and guard Keith McLeod.  
**OCT. 21** Waived center Jason Collier, guard Kirk Penney, and forward Reggie Slater.  
**OCT. 23** Re-signed guard Keith McLeod to a one-year contract.  
**OCT. 25** Placed guard Troy Hudson (sprained right ankle) on the injured list.  
**OCT. 27** Placed forward Wally Szczerbiak (strained plantar fascia, left foot) on the injured list. Signed free agent guard Trenton Hassell to a one-year contract.  
**OCT. 29** Placed center Michael Olowokandi (right knee surgery) on the injured list. Signed free agent center Oliver Miller to a one-year contract.  
**DEC. 13** Waived forward Quincy Lewis. Activated guard Troy Hudson from the injured list.  
**DEC. 20**

### 2004

**JAN. 7** Waived guard Keith McLeod. Signed free agent guard Anthony Goldwire to a 10-day contract.  
**JAN. 17** Signed guard Anthony Goldwire to a second 10-day contract.  
**JAN. 26** Waived guard Anthony Goldwire.  
**JAN. 30** Signed free agent guard Darrick Martin to a 10-day contract.  
**FEB. 10** Signed guard Darrick Martin to a second 10-day contract.  
**FEB. 19** Placed forward Ndudi Ebi (patellar tendinitis, right knee) on the injured list and activated guard Wally Szczerbiak from the injured list.  
**FEB. 20** Activated center Michael Olowokandi from the injured list.  
**MAR. 31** Placed guard Troy Hudson (sprained left ankle) on the injured list and signed guard Darrick Martin for the remainder of the season.  
**JUNE 24** Selected Gonzaga guard Blake Stepp (second round, 58th overall) in the 2004 NBA Draft.  
**JULY 9** Named Jim Stack general manager.  
**JULY 23** Re-signed free agent guard Fred Hoiberg to a multi-year contract.  
**AUG. 4** Matched Portland Trail Blazers contract offer to free agent guard/forward Trenton Hassell.  
**AUG. 9** Re-signed free agent guard Troy Hudson to a multi-year contract.  
**OCT. 4** Signed free agent guards Anthony Carter and Anthony Goldwire and free agent forwards Jackie Butler, Kasib Powell and John Thomas to contracts.  
**OCT. 4** Signed 2003 second-round draft pick Rick Rickert and 2004 second-round draft pick Blake Stepp to contracts.  
**OCT. 5** Signed free agent forward Eddie Griffin to a contract.  
**OCT. 25** Waived guard Blake Stepp and forwards Jackie Butler and Rick Rickert.  
**OCT. 28** Waived guard Anthony Carter and forward Kasib Powell.

**NOV. 1** Waived forward John Thomas and placed forward Ndudi Ebi (patellar tendinitis, left knee) on the injured list.  
**NOV. 25** Suspended center Michael Olowokandi.  
**NOV. 27** Reinstated center Michael Olowokandi.

### 2005

**JAN. 10** Placed forward Mark Madsen (fractured left thumb) on the injured list and signed free agent forward John Thomas to a 10-day contract.  
**JAN. 15** NBA Suspended center Michael Olowokandi for four games after an incident in the Jan. 14 game at Denver.  
**JAN. 20** Signed John Thomas to a second 10-day contract.  
**JAN. 29** Signed John Thomas for the remainder of the season.  
**FEB. 12** Relieved head coach Flip Saunders of his duties and named Kevin McHale interim head coach.  
**FEB. 25** Placed forward Eddie Griffin (fractured second metacarpal, left hand) on the injured list and activated forward Mark Madsen from the injured list.  
**MAR. 14** Placed center Ervin Johnson (patellar tendinitis, right knee) on the injured list and activated forward Eddie Griffin from the injured list.  
**MAR. 25** Placed forward Mark Madsen (ruptured ligament, right wrist) on the injured list and activated center Ervin Johnson from the injured list.  
**APR. 18** Placed guard Troy Hudson (sore right groin) on the injured list and activated forward Ndudi Ebi from the injured list.  
**JUNE 17** Named Dwane Casey head coach.  
**JUNE 28** Selected North Carolina guard Rashad McCants (first round, 14th overall) and Indiana guard Bracey Wright (second round, 47th overall) in the 2005 NBA Draft.  
**JULY 1** Signed general manager Jim Stack to a contract extension.  
**JULY 8** Signed 2005 first-round draft pick Rashad McCants to a multi-year contract.  
**JULY 23** Named Johnny Davis assistant coach.  
**AUG. 9** Re-signed free agent forward Mark Madsen to a multi-year contract and signed free agent forward Nikoloz Tskitishvili to a contract.  
**AUG. 12** Acquired guards Lionel Chalmers and Marko Jaric from the Los Angeles Clippers for guard Sam Cassell and a 2006 conditional NBA first-round draft pick.  
**AUG. 15** Waived guard Fred Hoiberg.  
**AUG. 18** Signed Seattle SuperSonics restricted free agent guard/forward Damien Wilkins to an offer sheet.  
**AUG. 22** Re-signed free agent forward Eddie Griffin to a multi-year contract.  
**AUG. 24** Seattle SuperSonics matched Timberwolves contract offer to restricted free agent guard/forward Damien Wilkins.  
**AUG. 26** Signed free agent forward/center Dwayne Jones.  
**SEPT. 9** Re-signed free agent guard Anthony Carter.  
**SEPT. 12** Signed 2005 second-round draft pick Bracey Wright to a contract.  
**SEPT. 15** Named Bob Thornton, Rex Kalamian, Vince Taylor and Aleksandar Dzikić assistant coaches. Promoted Brent Haskins to assistant coach/NBA advance scout.  
**SEPT. 26** Signed free agent guard Richie Frahm.  
**OCT. 3** Signed forward Ryan Humphrey and guards John Lucas and Marlon Parmer.  
**OCT. 13** Waived guard Marlon Parmer.  
**OCT. 19** Promoted Zarko Durisic to director of player personnel. Named Pete Philo international scout.  
**OCT. 27** Waived guard Lionel Chalmers, forward Ryan Humphrey and guard John Lucas.  
**OCT. 31** Acquired forward Ronald Dupree from Detroit for a future second-round draft choice. Waived forward Ndudi Ebi.  
**NOV. 3** Assigned center Dwayne Jones and guard Bracey Wright to the Florida Flame (D-League).  
**DEC. 28** Recalled center Dwayne Jones from Florida (D-League).

### 2006

**JAN. 3** Re-assigned center Dwayne Jones to the Florida Flame (D-League).  
**JAN. 10** Recalled guard Bracey Wright from Florida (D-League).

**JAN. 26** Acquired a second-round selection in the 2006 NBA Draft from Phoenix in exchange for forward Nikoloz Tskitishvili. Also acquired guards Ricky Davis and Marcus Banks, center Mark Blount, forward Justin Reed and two conditional second-round draft picks (2006 and 2008) from Boston in exchange for forward Wally Szczerbiak, centers Michael Olowokandi and Dwayne Jones and a future first-round draft choice.  
**JAN. 31** Re-assigned guard Bracey Wright to Florida Flame (D-League).  
**MAR. 16** Waived guard Richie Frahm.  
**APR. 10** Recalled guard Bracey Wright from the Florida Flame (D-League).  
**APR. 17** Fred Hoiberg announced his retirement from the NBA.  
**MAY 22** Named Randy Wittman assistant coach.  
**JUNE 28** Selected Washington guard Brandon Roy (first round, 6th overall) then traded his rights to the Portland Trail Blazers for the draft rights to Randy Foye (first round, 7th overall) and cash considerations. Also selected Boston College forward Craig Smith (second round, 36th overall), Washington guard Bobby Jones (second round, 37th overall) and Greek center Loukas Mavrokefalidis (second round, 57th overall). Traded draft rights to Bobby Jones to the Philadelphia 76ers for a future second-round draft pick and cash considerations.  
**JUNE 28** Exercised contract option on guard Bracey Wright. Made qualifying offer to free agent forward Justin Reed.  
**JULY 5** Signed 2006 first-round draft pick Randy Foye to a multi-year contract.  
**JULY 13** Signed free agent guard Mike James to a multi-year contract.  
**AUG. 2** Re-signed free agent forward Justin Reed to a multi-year contract.  
**AUG. 31** Signed 2006 second-round draft pick Craig Smith to a multi-year contract.  
**SEPT. 14** Named Fred Hoiberg and Rob Babcock assistant general managers. Named Bob Ociepka assistant coach and Dave Vitel strength and conditioning coach.  
**OCT. 2** Signed free agent guard Tyrone Ellis and free agent forwards Vin Baker and Paul Shirley.  
**OCT. 22** Waived guard Tyrone Ellis and forward Paul Shirley.  
**OCT. 24** Exercised the 2007-08 contract option on guard Rashad McCants.  
**NOV. 13** Waived forward Vin Baker.

### 2007

**JAN. 23** Relieved Dwane Casey of his head coaching duties; promoted assistant coach Randy Wittman to head coach for the remainder of the season.  
**MAR. 13** Waived forward Eddie Griffin.  
**MAY 23** Reached multi-year contract agreement with head coach Randy Wittman.  
**JUNE 8** Named Jerry Sichting assistant coach.  
**JUNE 14** Acquired forward Juwan Howard from Houston in exchange for guard Mike James and forward Justin Reed.  
**JUNE 19** Named John-Blair Bickerstaff assistant coach.  
**JUNE 28** Selected Florida forward Corey Brewer (first round, 7th overall) and Florida forward Chris Richard (second round, 41st overall) in the 2007 NBA Draft.  
**JULY 10** Signed 2007 first-round draft pick Corey Brewer to a multi-year contract.  
**JULY 31** Acquired forwards Al Jefferson, Ryan Gomes and Gerald Green, guard Sebastian Telfair, center Theo Ratliff and two first-round draft picks in exchange for forward Kevin Garnett.  
**AUG. 3** Request waivers on guard Troy Hudson after reaching a contractual buyout agreement.  
**SEPT. 21** Named Ed Pinckney assistant coach.  
**SEPT. 26** Signed free agent center John Edwards to a one-year contract.  
**SEPT. 28** Acquired guard Greg Buckner from Dallas in exchange for forward Trenton Hassell.  
**SEPT. 29** Signed rookie forward Chris Richard to a one-year contract.  
**OCT. 24** Acquired forwards Antoine Walker and Wayne Simien, center Michael Doleac, a future first-round draft pick and cash considerations from Miami in exchange for guard Ricky Davis and center Mark Blount.





## WOLVES TRANSACTIONS

**OCT. 25** Waived center John Edwards.  
**OCT. 29** Acquired guard Beno Udrih and cash considerations from San Antonio in exchange for a conditional second-round pick in the 2008 Draft. Waived guard Beno Udrih and forwards Juwan Howard and Wayne Simien.  
**OCT. 31** Exercised the 2008-09 contract options on guards Randy Foye and Rashad McCants. Signed forward Al Jefferson to a five-year contract extension.

### 2008

**JAN. 28** Assigned forward Chris Richard to the Sioux Falls Skyforce (D-League).  
**FEB. 18** Recalled forward Chris Richard from Sioux Falls (D-League).  
**FEB. 21** Acquired guard Kirk Snyder, a second-round draft pick in the 2010 NBA Draft and cash considerations from Houston in exchange for forward Gerald Green.  
**FEB. 29** Waived center Theo Ratliff.  
**JUNE 26** Selected USC guard O.J. Mayo (first round, 3rd overall) in the 2008 NBA Draft and subsequently traded his draft rights, along with guard Greg Buckner, guard Marko Jaric and forward Antoine Walker to the Memphis Grizzlies in exchange for the draft rights to forward/center Kevin Love (first round, 5th overall), forward Brian Cardinal, center Jason Collins and guard/forward Mike Miller. Also selected center Nikola Pekovic from Montenegro (second round, 31st overall) and Kansas guard Mario Chalmers (second round, 34th overall). Traded draft rights to Mario Chalmers to the Miami Heat for two future second-round draft picks and cash considerations.  
**JULY 9** Acquired forward Rodney Carney, center Calvin Booth, a future first-round draft pick and cash considerations from Philadelphia in exchange for a conditional second-round pick in the 2009 NBA Draft.  
**JULY 11** Signed 2008 first-round draft pick Kevin Love to a multi-year contract.  
**JULY 17** Re-signed restricted free-agent forward Craig Smith to a multi-year contract.  
**JULY 23** Re-signed free-agent guard Sebastian Telfair to a multi-year contract.  
**JULY 29** Re-signed restricted free-agent forward Ryan Gomes to a multi-year contract.  
**JULY 31** Named Dean Cooper assistant coach.  
**SEPT. 30** Re-signed center Chris Richard to a one-year contract. Signed free-agent guard Blake Ahearn and free-agent center Rafael Araujo.  
**OCT. 1** Signed free-agent guard Kevin Ollie.  
**OCT. 9** Signed free-agent center David Harrison.  
**OCT. 12** Waived center Rafael Araujo.  
**OCT. 23** Waived guard Blake Ahearn, center David Harrison and forward Chris Richard.  
**OCT. 29** Exercised the 2009-10 contract options on forward Corey Brewer and guard Randy Foye.  
**DEC. 8** Relieved Randy Wittman of his head coaching duties; reassigned Kevin McHale from vice president of basketball operations to head coach.

### 2009

**FEB. 19** Acquired guard Bobby Brown and forward Shelden Williams from Sacramento in exchange for center Calvin Booth and guard Rashad McCants.  
**MAY 22** Named David Kahn president of basketball operations.  
**JUNE 17** Relieved Kevin McHale of his head coaching duties.  
**JUNE 24** Acquired the No. 5 pick in the 2009 NBA Draft, forwards Olesiy Pechevov and Darius Songaila, and center Etan Thomas from Washington in exchange for guards Randy Foye and Mike Miller.  
**JUNE 25** Selected Spanish guard Ricky Rubio (first round, 5th overall), Syracuse guard Jonny Flynn (first round, sixth overall), North Carolina guards Ty Lawson (first round, 18th overall) and Wayne Ellington (first round, 28th overall), Florida guard Nick Calathes (second round, 45th overall) and Dutch forward Henk Norel (second round, 47th overall) in the 2009 NBA Draft. Traded the draft rights to Ty Lawson to Denver in exchange for a future first-round draft pick. Also traded the draft rights to Nick Calathes to Dallas in exchange for a future second-round draft pick.

**JUNE 30** Announced that guard Bobby Brown exercised the player option on his contract to remain with the team.  
**JULY 10** Signed 2009 first-round draft picks Jonny Flynn and Wayne Ellington to multi-year contracts.  
**JULY 20** Acquired guard/forward Quentin Richardson from the L.A. Clippers in exchange for forward Mark Madsen, forward Craig Smith and guard Sebastian Telfair.  
**JULY 27** Acquired guard Chuckie Atkins and guard/forward Damien Wilkins from Oklahoma City in exchange for center Etan Thomas and two future second-round draft picks.  
**AUG. 3** Signed Dallas Mavericks restricted free-agent center Ryan Hollins to an offer sheet.  
**AUG. 10** Named Kurt Rambis head coach. Signed restricted free-agent center Ryan Hollins to a multi-year contract.  
**AUG. 13** Acquired center Mark Blount from Miami in exchange for guard/forward Quentin Richardson.  
**SEPT. 3** Named Dave Wohl, Reggie Theus and Bill Laimbeer assistant coaches.  
**SEPT. 4** Signed Milwaukee Bucks restricted free-agent guard Ramon Sessions to an offer sheet.  
**SEPT. 9** Acquired guard Antonio Daniels and a future second-round draft pick from New Orleans in exchange for guard Bobby Brown and forward Darius Songaila.  
**SEPT. 11** Signed restricted free-agent guard Ramon Sessions to a multi-year contract.  
**SEPT. 17** Signed free-agent guard/forward Sasha Pavlovic.  
**SEPT. 17** Waived guard Chuckie Atkins.  
**SEPT. 26** Announced a restructuring of the basketball operations department. Named Fred Holberg vice president of basketball operations, Jerry Sichting director of pro player personnel, Rob Babcock director of scouting/administration, Zarko Durisic director of college and European player personnel and Amy Peterson director of team operations. Additionally, named Milton Barnes, Dean Cooper, Pete Philo, Derek Pierce, J.T. Prada and Jim Stack regional scouts.  
**SEPT. 28** Signed free-agents Alonzo Gee, Devin Green, Jason Hart, Jack McClinton, Jared Reiner and Mustafa Shakur.  
**OCT. 6** Waived guards Alonzo Gee and Jack McClint000ton.  
**OCT. 19** Waived guards Devin Green and Mustafa Shakur.  
**OCT. 20** Acquired forward Nathan Jawai from Dallas in return for a conditional 2nd-round choice in the 2012 NBA Draft.  
**OCT. 21** Waived center Jared Reiner.  
**OCT. 23** Waived guard Antonio Daniels.  
**NOV. 2** Exercised the 2010-11 contract options on forwards Corey Brewer and Kevin Love.  
**DEC. 29** Acquired forward Alando Tucker, a conditional 2nd-round choice in the 2010 NBA Draft and cash considerations from Phoenix in exchange for guard Jason Hart.

### 2010

**FEB. 17** Acquired center Darko Milicic and cash considerations from New York in exchange for forward Brian Cardinal.  
**FEB. 19** Assigned forward Nathan Jawai to Sioux Falls (D-League).  
**FEB. 21** Recalled forward Nathan Jawai from Sioux Falls (D-League).  
**MAR. 1** Waived center Mark Blount.  
**MAR. 22** Waived forward Alando Tucker.  
**MAR. 23** Signed free-agent forward Brian Cardinal.  
**APR. 13** Signed free-agent center Greg Stiemsma.  
**MAY 17** Named Tony Ronzone Assistant General Manager/Player Personnel.  
**JUNE 24** Selected Syracuse forward Wesley Johnson (first round, 4th overall), Nevada forward Luke Babbitt (first round, 16th overall), Clemson forward Trevor Booker (1st round, 23rd overall), Brazilian center Paulao Prestes (2nd round, 45th overall) and Rutgers center Hamady N'diaye (second round, 56th overall) in the 2010 NBA Draft. Subsequently acquired guard/forward Martell Webster from Portland in exchange for forward Ryan Gomes and the draft rights to Luke Babbitt. Also acquired the draft rights to Marquette forward Lazar Hayward (first round, 30th overall) and Serbian forward Nemanja Bjelica (2nd round, 35th overall) from the Washington Wizards in exchange for the draft rights to Trevor Booker and Hamady N'diaye.

**JULY 12** Acquired forward Michael Beasley from Miami in exchange for second-round picks in the 2011 and 2014 NBA Drafts and cash considerations. Signed 2010 first-round draft picks Wesley Johnson and Lazar Hayward to multi-year contracts. Signed free-agent center Darko Milicic to a multi-year contract.  
**JULY 13** Acquired two future first-round draft picks, one belonging to Utah and one belonging to Memphis, and center Kosta Koufos from the Utah Jazz in exchange for forward Al Jefferson.  
**JULY 21** Signed free-agent guard Luke Ridnour to a multi-year contract.  
**JULY 26** Acquired guards Sebastian Telfair and Delonte West from Cleveland in exchange for center Ryan Hollins, guard Ramon Sessions and a future second-round draft pick.  
**JULY 28** Signed 2008 second-round draft pick Nikola Pekovic to a multi-year contract.  
**AUG. 3** Waived guard Delonte West.  
**AUG. 9** Signed free-agent forward Anthony Tolliver.  
**AUG. 17** Waived center Greg Stiemsma.  
**SEPT. 24** Signed free-agents forward Maurice Ager, Jason Hart, DerMarr Johnson and John Thomas.  
**SEPT. 30** Waived forward DerMarr Johnson.  
**OCT. 20** Waived guard Jason Hart and center John Thomas.  
**NOV. 1** Exercised the 2011-12 contract options on forwards Michael Beasley and Kevin Love, center Kosta Koufos and guards Jonny Flynn and Wayne Ellington.  
**NOV. 11** Waived guard Maurice Ager.  
**NOV. 12** Signed free-agent guard Sundiata Gaines.

### 2011

**JAN. 4** Waived guard Sundiata Gaines.  
**FEB. 22** Acquired forward Anthony Randolph, center Eddy Curry, cash considerations and a future second-round pick in a three-team trade that sent guard Corey Brewer to New York and center Kosta Koufos to Denver.  
**MAR. 1** Waived center Eddy Curry.  
**JUNE 17** Signed 2009 first-round draft pick Ricky Rubio to a multi-year contract.  
**JUNE 24** Selected Arizona forward Derrick Williams (first round, 2nd overall) and Lithuanian forward Donatas Motiejunas (first round, 20th overall) in the 2011 NBA Draft.  
**JUNE 25** Acquired Brad Miller, the draft rights to Nikola Mirotic (first round, 23rd overall) and Chandler Parsons (second round, 38th overall pick), and a future first-round pick from the Houston Rockets in exchange for Jonny Flynn, the draft rights to Donatas Motiejunas and a future second-round pick.  
**JUNE 25** Acquired the draft rights to Norris Cole (first round, 28th overall) and Malcolm Lee (second round, 43rd overall), and cash considerations from the Chicago Bulls in exchange for the draft rights to Nikola Mirotic.  
**JUNE 25** Acquired the draft rights to Bojan Bogdanovic (second round, 31st overall), a future second-round pick and cash considerations from the Miami Heat in exchange for the draft rights to Norris Cole.  
**JUNE 25** Acquired a future second-round pick and cash considerations from the New Jersey Nets in exchange for the draft rights to Bojan Bogdanovic.  
**JUNE 25** Received cash considerations from the Houston Rockets in exchange for the draft rights to Chandler Parsons.  
**JUNE 27** Acquired the draft rights to Tanguy Ngombo (second round, 57th overall) from the Portland Trail Blazers in exchange for a future second-round pick.  
**JUNE 29** Exercised the 2012-13 contract options on guard Wayne Ellington and forwards Lazar Hayward and Wes Johnson.  
**JULY 12** Relieved Kurt Rambis of his head coaching duties.  
**SEP 28** Rick Adelman named head coach.  
**DEC 7** Announced the competition of Rick Adelman's coaching staff: Named Terry Porter, Jack Sikma, T.R. Dunn and Bill Bayno assistant coaches; David Adelman and Shawn Respert player development coaches; R.J. Adelman director of player personnel/game preparation; Pat Zipfel advance scout.





## WOLVES TRANSACTIONS

**DEC 9** Wolves sign Dominique Johnson, Will Conroy, Devean George and Shaun Pruitt to training camp contracts.

**DEC 12** Signed No. 2 overall draft pick Derrick Williams

**DEC 13** Traded forward Lazar Hayward to the Oklahoma City Thunder in exchange for a 2012 second-round pick, a conditional second round selection and guard Robert Vaden, who was immediately waived; Waived Dominique Johnson and Shaun Pruitt.

**DEC 14** Signed free-agent guard Jose Juan Barea; Waived Will Conroy and Devean George.

**DEC 15** Signed Malcolm Lee and Bonzi Wells.

**DEC 23** Waived Bonzie Wells.

### 2012

**FEB 6** Assigned rookie guard Malcolm Lee to Sioux Falls of the NBA Developmental League.

**FEB 14** Recalled rookie guard Malcolm Lee from the Sioux Falls Skyforce.

**FEB 29** Re-assigned rookie guard Malcolm Lee to Sioux Falls of the NBA Developmental League.

**MAR 9** Recalled rookie guard Malcolm Lee from the Sioux Falls Skyforce.

**JUNE 26** Acquired guard/forward Chase Budinger and the draft rights to Lior Eliyahu from the Houston Rockets in exchange for the 18th overall pick in the 2012 NBA Draft.

**JUNE 28** Selected Robbie Hummel (Purdue) with the 58th pick (2nd round) of the 2012 NBA Draft.

**JUNE 30** Did not extend qualifying offers to Michael Beasley and Anthony Randolph, thus making both players free agents.

**JULY 12** Waived center Darko Milicic, designating him as the team's amnesty player.

**JULY 13** Waived guard Martell Webster.

**JULY 13** Traded forward/center Brad Miller, along with two second round picks, to New Orleans in exchange for a conditional second round selection.

**JULY 15** Signed restricted free-agent forward Nicolas Batum to an offer sheet.

**JULY 18** Portland matched Minnesota's offer sheet it had extended to forward Nicolas Batum.

**JULY 24** Traded guard Wayne Ellington to Memphis in exchange for forward Dante Cunningham.

**JULY 25** Signed free-agent guard Alexey Shved.

**JULY 27** Traded forward Wes Johnson, along with a future first-round pick, to Phoenix in a three-team trade that also involved the New Orleans Hornets. The Wolves acquired two second-round draft picks from New Orleans and a second round pick from Phoenix. Also in the trade, Phoenix sent center Robin Lopez and forward Hakim Warrick to New Orleans and the Hornets sent guard Jerome Dyson and forward/center Brad Miller to the Suns.

**JULY 27** Signed free-agent forward Andrei Kirilenko.

**JULY 31** Signed free-agent guard Brandon Roy.

**AUG. 2** Signed free-agent center Greg Stiemsma.

**SEPT. 28** Signed free-agents Will Conroy, Mike Harris, Phil Jones, Chris Johnson, Seth Tarver and Jermaine Taylor.

**OCT. 13** Waived Phil Jones and Seth Tarver.

**OCT. 19** Waived Jermaine Taylor.

**OCT. 27** Waived Mike Harris and Chris Johnson.

**OCT. 19** Picked up the third-year options on Ricky Rubio and Derrick Williams.

**NOV. 16** Signed Josh Howard.

**DEC. 20** Waived Josh Howard.

**DEC. 31** Signed Lazar Hayward.

### 2013

**JAN. 6** Waived Lazar Hayward.

**JAN. 8** Signed Lazar Hayward to a 10-day contract.

**JAN. 19** Signed Chris Johnson and Mickael Gelabale to 10-day contracts.

**JAN. 29** Re-signed Chris Johnson and Mickael Gelabale to 10-day contracts.

**FEB. 8** Waived Lou Amundson and re-signed Chris Johnson and Mickael Gelabale for the remainder of the 2013-14 season.

**MAY 2** Declined team option on David Kahn for 2013-14 season.

**MAY 3** Named Phil "Flip" Saunders as President of Basketball Operations and a minority owner.

**MAY 10** Waived Brandon Roy.

**JUNE 27** Selected Michigan guard Trey Burke (first round, 9th overall), Florida forward Anthony Roberson (first round, 26th overall), North Carolina State guard Lorenzo Brown (2nd round, 52nd overall) and Montenegrin forward Bojan Dubljevic (2nd round, 59th overall) of the 2013 NBA Draft. Subsequently acquired the draft rights to Shabazz Muhammad (14th overall) and Gorgui Dieng (21st overall) from the Utah Jazz in exchange for the draft rights to Trey Burke (9th overall). Traded the draft rights to Anthony Roberson (26th overall) along with Malcolm Lee to Golden State in exchange for a 2014 second-round pick and cash considerations.

**JUNE 27** Extended a qualifying offer to Nikola Pekovic.

**JUNE 28** Exercised the one-year team option on Dante Cunningham's contract for the 2013-14 season.

**JULY 7** Waived Greg Stiemsma and Mickael Gelabale.

**JULY 11** In a three-team trade, acquired Kevin Martin (sign-and-trade) and cash considerations from Oklahoma City, sending Luke Ridnour and a 2014 second-round pick to Milwaukee.

**JULY 12** Re-signed free agent Chase Budinger.

**JULY 12** Signed free agent Corey Brewer.

**JULY 13** Signed Shabazz Muhammad and Gorgui Dieng.

**JULY 18** Signed free agent Ronny Turiaf.

**AUG 14** Reached an agreement in principle on a new contract with Nikola Pekovic.

**JULY 13** Signed Shabazz Muhammad and Gorgui Dieng.

**SEPT 26** Signed Lorenzo Brown, Robbie Hummel and Othys Jeffers.

**OCT. 1** Signed free agent A.J. Price.

**OCT. 25** Waived guards Lorenzo Brown and Othys Jeffers.

**OCT. 26** Exercised fourth-year options on guard Ricky Rubio and forward Derrick Williams.

**OCT. 26** Waived center Chris Johnson.

### 2014

**JAN. 5** Assigned forward Shabazz Muhammad to Iowa Energy of the NBA Developmental League.

**JAN. 13** Recalled forward Shabazz Muhammad from Iowa (D-League).

**APR. 3** Waived guard A.J. Price.

**APR. 8** Signed guard Othys Jeffers.

**APR. 21** Head coach Rick Adelman announces his retirement from coaching.

**JUNE 6** Named Flip Saunders new head coach.

**JUNE 13** Named Sid Lowe an assistant coach.

**JUNE 17** Named Sam Mitchell an assistant coach.

**JUNE 26** Selected UCLA guard Zach LaVine (first round, 13th overall), Michigan guard/forward Glenn Robinson III (second round, 40th overall), Oklahoma State guard Markel Brown (second round, 44th overall) and Italian forward Alessandro Gentile (second round, 53rd overall). Subsequently traded Brown and Gentile to the Brooklyn Nets and Houston Rockets respectively for cash considerations. Did not extend qualifying offers to Robbie Hummel and Othys Jeffers, allowing both players to become unrestricted free agents on July 1.

**JULY 1** Named Ryan Saunders an assistant coach.

**JULY 8** Signed Zach LaVine.

**JULY 22** Signed free agent Robbie Hummel.

**JULY 30** Signed free agent Mo Williams.

**AUG. 23** Traded forward Kevin Love to Cleveland and guard Alexey Shved and Luc Richard Mbah a Moute to Philadelphia in a three-team trade. The Wolves acquired Andrew Wiggins, Anthony Bennett and Thaddeus Young. Cleveland received Love, while Philadelphia received Shved, Mbah a Moute and Miami's 2015 first-round pick.

**SEPT. 17** Signed Glenn Robinson III.

**SEPT. 18** Signed free agents Kyrylo Fesenko and Brady Heslip.

**OCT. 19** Exercised the 2015-16 contract options on Gorgui Dieng, Anthony Bennett and Shabazz Muhammad.

**OCT. 20** Waived Kyrylo Fesenko.

**OCT. 25** Waived Brady Heslip.

**OCT. 27** Waived J.J. Barea.

**OCT. 31** Signed Ricky Rubio to a contract extension.

**NOV. 29** Signed free agent Jeff Adrien with a hardship exception.

**DEC. 19** Acquired Troy Daniels, two second-round draft picks and cash considerations from Houston in a three-team trade that saw the Wolves send Corey Brewer to the Rockets and Ronny Turiaf to Philadelphia. The 76ers dealt Alexey Shved to Houston in exchange for a second-round pick in the 2015 NBA Draft and the rights to center Serhiy Lishchuk.

### 2015

**JAN. 7** Waived Jeff Adrien.

**JAN. 8** Signed free agent Miroslav Raduljica to a 10-day contract.

**JAN. 19** Signed Miroslav Raduljica to a second 10-day contract.

**JAN. 28** Waived Miroslav Raduljica. Signed free agent Lorenzo Brown to a 10-day contract.

**FEB. 6** Signed Lorenzo Brown to a second 10-day contract.

**FEB. 10** Acquired Gary Neal and a second-round pick in the 2019 NBA Draft from Charlotte in exchange for Mo Williams, Troy Daniels and cash considerations.

**FEB. 10** Acquired Adreian Payne from Atlanta in exchange for a conditional first-round choice in the 2017 NBA Draft.

**FEB. 19** Acquired Kevin Garnett from Brooklyn for Thaddeus Young.

**FEB. 19** Signed Lorenzo Brown for the remainder of the season.

**MAR. 5** Waived Glenn Robinson III. Claimed Justin Hamilton on waivers from New Orleans.

**MAR. 19** Signed free agent Sean Kilpatrick to a 10-day contract with a hardship exception granted by the NBA.

**APR. 7** Signed free agent Arinze Onuaku to a 10-day contract with a hardship exception granted by the NBA.

**JUNE 25** Selected Kentucky forward/center Karl-Anthony Towns (first round, 1st overall), Turkey forward Cedi Osman (2nd round, 31st overall) and Syracuse forward Rakeem Christmas (2nd round, 36th overall) in the 2015 NBA Draft. Subsequently acquired the draft rights to Tyus Jones (1st round, 24th overall) in exchange for the rights to Cedi Osman and Rakeem Christmas.

**JULY 7** Signed Karl-Anthony Towns and Tyus Jones.

**JULY 9** Re-signed Kevin Garnett.

**JULY 12** Traded forward Chase Budinger to Indiana in exchange for forward Damjan Rudez.

**JULY 14** Signed Nemanja Bjelica.

**AUG. 3** Signed Andre Miller.

**AUG. 20** Signed Tayshaun Prince.

**SEPT. 11** Named Sam Mitchell interim head coach.

**SEPT. 14** Hired Arnie Kander as Vice President of Sports Performance.

**SEPT. 18** Signed guard Nick Wiggins and center Kleon Penn.

**SEPT. 23** Waived guard Anthony Bennett.

**OCT. 21** Exercised third-year options on Zach LaVine, Adreian Payne and Andrew Wiggins; and fourth-year options on Gorgui Dieng and Shabazz Muhammad.

**OCT. 24** Waived guard Lorenzo Brown, center Kleon Penn and guard Nick Wiggins.

**DEC. 5** Assigned guard Tyus Jones to Idaho (D-League).

**DEC. 22** Recalled guard Tyus Jones from Idaho (D-League).

**JAN. 25** Assigned forward Adreian Payne to Erie (D-League).

**FEB. 1** Recalled forward Adreian Payne from Erie (D-League).

**FEB. 25** Waived guard Andre Miller.

**MAR. 1** Waived guard Kevin Martin.

**MAR. 2** Signed free-agent forward Greg Smith to a 10-day contract.

**MAR. 12** Signed forward Greg Smith to a second 10-day contract.

**MAR. 23** Signed forward Greg Smith for the rest of the season.

**JUNE 23** Selected Providence guard Kris Dunn (first round, 5th overall) in the 2016 NBA Draft.

**JUNE 30** Waived forward Greg Smith.

**JULY 7** Signed 2016 first-round draft pick Kris Dunn.

**JULY 8** Signed free agent guard/forward Brandon Rush.

**JULY 13** Signed free agent center Cole Aldrich.

**JULY 20** Signed free agent forward/center Jordan Hill.

**SEPT. 23** Forward Kevin Garnett announced his retirement.

**SEPT. 26** Signed free agents Rasual Butler, John Lucas III and Toure' Murry.



## WOLVES HISTORY

*Important dates in the formation and development of the Minnesota Timberwolves*

**1987**

**APR. 3** The NBA Expansion Committee recommended Minnesota be granted an NBA franchise beginning with the 1989-90 season.

**APR. 22** The Board of Governors voted unanimously to expand the NBA by four teams — Miami and Charlotte in 1988-89, Minnesota and Orlando in 1989-90. The purchase price of \$32.5 million is announced.

**1988**

**JULY 12** A site dedication ceremony for the Wolves' new arena took place in downtown Minneapolis.

**JULY 21** Named Billy McKinney director of player personnel.

**AUG. 23** Named Bill Musselman head coach.

**SEPT. 17** Unveiled logo at a news conference. Earlier, the nickname "Timberwolves" was selected by a 2-to-1 margin over "Polars" in a vote of 842 City Councils throughout the state.

**OCT. 4** Announced the contribution of \$45,425.96 to the United Way bureaus in Minneapolis and St. Paul, reflecting interest earned on more than 12,000 Timberwolves season-ticket deposits.

**DEC. 31** Eclipsed the NBA's season requirements, selling 11,300 season tickets more than 10 months prior to the 1989-90 season.

**1989**

**JUNE 15** Selected 11 players in the NBA Expansion Draft.

**OCT. 6** Opened first training camp at the 98th Street Racquet, Swim & Health Club in Bloomington, Minn.

**OCT. 18** Began a six-game preseason schedule with a contest vs. the Los Angeles Lakers. A Metrodome crowd in excess of 20,000 watched the Lakers post a 100-90 victory.

**NOV. 3** Played inaugural regular-season game, falling to the Seattle SuperSonics 106-94 at the Seattle Coliseum. Sam Mitchell scored the first points in club history, a pair of free throws at 11:15 of the first quarter.

**NOV. 8** Played inaugural regular-season home contest, losing to the Chicago Bulls, 96-84. Michael Jordan scored a game-high 45 points to lead the Bulls over the Wolves in front of 35,427 at the Metrodome.

**NOV. 10** Recorded first victory, defeating the Philadelphia 76ers, 125-118, in overtime before 29,117 at the Metrodome.

**NOV. 29** Earned first road victory, 105-100, at Miami Arena.

**1990**

**APR. 17** The third-largest crowd in NBA history, 49,551, came to the Metrodome for Fan Appreciation Night, enabling the Timberwolves to become the NBA's all-time single-season attendance champions. The season total of 1,072,572 was an average of 26,160 per game and topped Detroit's previous 1987-88 league record by 6,067.

**AUG. 7** Along with Target Stores, announced an extension of their promotional agreement by naming the Timberwolves' new downtown arena "Target Center."

**OCT. 13** Target Center officially opened with a ceremonial "jump ball." All proceeds from the event benefited the American Cancer Society.

**OCT. 16** In the inaugural game played in Target Center, the Wolves lost 102-96 in an exhibition contest with the Philadelphia 76ers.

**NOV. 2** In the first regular-season game at Target Center, the Timberwolves opened the 1990-91 season with a 98-85 win over Dallas before a sellout crowd of 19,006.

**1991**

**APR. 22** Relieved head coach Bill Musselman and assistant coach Tom Thibodeau of their duties.

**MAY 16** Center Felton Spencer was named to the NBA All-Rookie Second Team.

**JUNE 19** Named Jimmy Rodgers head coach.

**NOV. 1** Opened the 1991-92 season before a crowd of only 6,973 as the game was played during the largest snowfall in Minnesota history (24 inches in 24 hours). The Timberwolves lost 112-97 to the Utah Jazz.

**NOV. 30** Center Luc Longley became the first native Australian to play in an NBA game (at Dallas).

**1992**

**JAN. 15** Announced that guard/forward Doug West was chosen to compete in the ninth annual Gatorade Slam-Dunk Championship on All-Star Saturday at the Orlando Arena.

**MAR. 23** NBA Commissioner David Stern, during a press conference at Target Center, announced that the Timberwolves had been selected to play host to the 1994 NBA All-Star Weekend, scheduled for Friday, Feb. 11 through Sunday, Feb. 13, 1994.

**JUNE 1** Named Jack McCloskey general manager.

**1993**

**JAN. 11** Relieved head coach Jimmy Rodgers of his duties and named Sidney Lowe interim head coach.

**MAR. 24** Promoted Sidney Lowe to head coach.

**APR. 25** Guard Micheal Williams broke Calvin Murphy's all-time NBA record for consecutive free throws when he hit his 79th straight in the final home game of the season. Williams continued adding to his mark, making five more in the contest to end the season at 84.

**MAY 19** Along with the NBA, unveiled the official logo for the 1994 All-Star Weekend, scheduled for Feb. 11-13 at Target Center.

**MAY 20** Forward/center Christian Laettner was named to the NBA All-Rookie First Team.

**JUNE 21** Named Kevin McHale television broadcast analyst and special assistant coach and Bob Weinbauer assistant coach.

**NOV. 9** Guard Micheal Williams' NBA-record consecutive free-throw streak came to an end at 97 with a second-quarter miss at San Antonio.

**1994**

**JAN. 8** Announced that guard Isaiah Rider was chosen to compete in the 11th annual Gatorade Slam-Dunk Championship during All-Star Saturday, Feb. 12, at Target Center. Rider was also one of 16 first-year NBA players selected to participate in the inaugural Schick Rookie Game, scheduled prior to the slam-dunk championship.

**FEB. 11-13** Along with the NBA, played host to All-Star Weekend at Target Center, featuring All-Star Saturday and the 44th annual All-Star Game.

**FEB. 12** Guard Isaiah Rider won the 11th annual Gatorade Slam Dunk Championship during All-Star Saturday at Target Center. Rider finished his winning performance with a between-the-legs, one-handed dunk he called the "East Bay Funk."

**APR. 15** Forward/center Andres Guibert became the first native Cuban to play in an NBA game (vs. Indiana).

**MAY 5** Guard Isaiah Rider was named to the NBA All-Rookie First Team.

**MAY 23** Announced the sale of the Timberwolves from Marv Wolfenson and Harvey Ratner to Top Rank of Louisiana, pending NBA approval.

**JUNE 15** The NBA Relocation Committee unanimously recommended (6-0) that the NBA Board of Governors disapprove the sale of the Timberwolves to Top Rank of Louisiana.

**JUNE 21** The NBA Board of Governors voted 25-1, with one abstention, to disapprove the sale of the Timberwolves to Top Rank of Louisiana.

**AUG. 5** Announced the sale of the Timberwolves from Marv Wolfenson and Harvey Ratner to a group led by businessman and former Minnesota state senator Glen Taylor, pending NBA approval.

**AUG. 17** Relieved head coach Sidney Lowe, assistant to the general manager/assistant coach Jim Brewer and assistant coach Chuck Davisson of their duties.

**AUG. 18** Named Kevin McHale assistant general manager.

**AUG. 29** Named Bill Blair head coach.

**SEPT. 30** Announced that Marv Wolfenson, Harvey Ratner and Glen Taylor had completed and signed a purchase agreement for the sale of the franchise.

**OCT. 5** The NBA Board of Governors voted to approve the sale of the Timberwolves to Glen Taylor.

**1995**

**MAR. 23** Announced the finalization of the franchise's sale to Glen Taylor.

**MAY 11** Promoted Kevin McHale to vice president of basketball operations. Named Flip Saunders general manager and Jerry Sichting director of scouting and player development.

**DEC. 18** Relieved Bill Blair of his head coaching duties. Named Flip Saunders head coach and Jerry Sichting assistant coach.

**1996**

**JAN. 9** Rookie forward Kevin Garnett started his first NBA game. At 19 years, 7 months and 20 days, he was, at the time, the third-youngest player in NBA history to start a game.

**MAY 16** Forward Kevin Garnett was named to the NBA All-Rookie Second Team.

**MAY 18** Unveiled new logo and uniforms in a ceremony in the Mall of America rotunda.

**1997**

**JAN. 28** Forward Tom Gugliotta was named to the Western Conference team for the 1997 NBA All-Star Game on Feb. 9 in Cleveland, becoming the first player in team history selected to play in an All-Star Game.

**FEB. 1** Guard Stephon Marbury was named NBA Rookie of the Month for January. He was the first Timberwolves player to receive league rookie of the month honors. He averaged 16.9 ppg, 8.1 apg and 2.1 spg while leading the Timberwolves to a 9-6 January record.

**FEB. 5** Forward Kevin Garnett was named to the Western Conference team for the 1997 NBA All-Star Game on Feb. 9 in Cleveland.

**FEB. 8** Guard Chris Carr finished second in the Gatorade Slam Dunk Contest during All-Star Weekend.

**FEB. 9** Forward Tom Gugliotta scored nine points and grabbed eight rebounds in 19 minutes for the Western Conference All-Stars in the 1997 NBA All-Star Game. Kevin Garnett added six points and nine rebounds in 18 minutes for the Western Conference All-Stars.

**APR. 25** The Timberwolves participated in the first playoff game in franchise history. They fell to the Houston Rockets, 112-97, at The Summit in Houston.

**MAY 6** Guard Stephon Marbury was named to the NBA All-Rookie First Team.

**JULY 15** Signed general manager/head coach Flip Saunders to a five-year contract extension.

**OCT. 1** Signed forward Kevin Garnett to a multi-year contract extension.

**1998**

**JAN. 25** Forward Kevin Garnett was named a starter for the Western Conference in the 1998 NBA All-Star Game on Feb. 8 in New York, becoming the first player in team history selected to start in an All-Star Game.

**FEB. 8** Forward Kevin Garnett scored 12 points and grabbed four rebounds in 21 minutes for the Western Conference All-Stars in the 1998 NBA All-Star Game.

**APR. 26** The Timberwolves won their first playoff game in franchise history, defeating the Seattle SuperSonics, 98-93, at KeyArena in Seattle.

**1999**

**FEB. 22** Guard Stephon Marbury was named NBA Player of the Week for the week of Feb. 15-21. Marbury averaged 24.3 ppg, 11.8 apg, 2.0 rpg and 1.5 spg. In the Feb. 17 game vs. the Houston Rockets, Marbury scored 40 points, handed out 12 assists and had no turnovers, becoming only the fifth player in NBA history to record 40+ points, 10+ assists and no turnovers in a game.

**MAR. 18** The NBA announced the Wolves would face the San Antonio Spurs (later changed to the Sacramento Kings) at the Tokyo Dome in Tokyo, Japan on Nov. 5 and Nov. 6.

**APR. 5** Forward Kevin Garnett was named NBA Player of the Week for the week of March 29-April 4. Garnett averaged 24.7 ppg, 8.6 rpg and 6.3 apg, while shooting 66.1% (37-56) from the field.

**APR. 20** Forward Kevin Garnett was selected by a five-member panel of former NBA players as the Midwest Division winner for the 1998-99 NBA Sportsmanship Award.

**JUNE 8** Forward Kevin Garnett was named to the All-NBA Third Team.

**JUNE 24** The NBA announced the Minnesota Timberwolves were selected to play host to the 2000 Draft at Target Center on June 28, 2000.



## WOLVES HISTORY

**JULY 29** Signed general manager/head coach Flip Saunders to a multi-year contract extension.

**AUG. 2** Signed first-round draft pick forward Wally Szczerbiak to a multi-year contract.

**NOV. 5** Wolves opened the season in Tokyo, Japan vs. the Sacramento Kings. The Kings won 100-95 at the Tokyo Dome.

**NOV. 15** Forward Kevin Garnett was named NBA Player of the Week for the week of Nov. 8-14. He averaged 25.5 ppg and 13 rpg.

**DEC. 27** Forward Kevin Garnett was named NBA Player of the Week for the week of Dec. 20-26. He averaged 23.0 ppg and 41.0 mpg.

### 2000

**JAN. 29** Forward Kevin Garnett was named a starter for the Western Conference in the 2000 NBA All-Star Game on Feb. 13 in Oakland.

**FEB. 2** Forward Kevin Garnett was named NBA Player of the Month for January. He averaged 25.7 ppg and 10.5 rpg, scoring more than 30 points four times that month.

**FEB. 2** Flip Saunders was named NBA Coach of the Month for January. He guided the Wolves to a franchise-record 12-3 (.800) mark. The club posted a 6-1 record on the road, and was 8-3 against .500+ opponents.

**FEB. 2** Forward Wally Szczerbiak scored 13 points and grabbed three rebounds in the Schick Rookie Challenge at the NBA All-Star Weekend in Oakland.

**FEB. 13** Forward Kevin Garnett started in the NBA All-Star Game in Oakland, recording 24 points, 10 rebounds and five assists.

**MAR. 27** Forward Kevin Garnett was named NBA Player of the Week for the week of March 20-26. He averaged 35.3 ppg and 10 rpg. In the March 22 game against Boston, he scored 40 points and grabbed eight rebounds.

**MAY 18** Forward Wally Szczerbiak was named to the 1999-2000 Schick All-Rookie First Team.

**MAY 20** Guard/forward Malik Sealy killed in a car accident.

**MAY 31** Forward Kevin Garnett was named to the 1999-2000 All-NBA First Team.

**JUNE 28** Wolves played host to 2000 NBA Draft at Target Center.

**NOV. 5** Retired the jersey Malik Sealy prior to the home opener vs. Sacramento.

**NOV. 20** Forward Kevin Garnett was named NBA Player of the Week for the week of Nov. 13-19. He averaged 27.0 ppg, 11.0 rpg, and 4.0 apg, while shooting 64.7% from the field.

**DEC. 23** Minnesota played its 1,000th game in franchise history, at home against Utah.

### 2001

**FEB. 2** Flip Saunders was named NBA Coach of the Month for January. He guided the Wolves to a franchise-record 12-4 (.750) mark, matching the club record for most wins in a calendar month (January 2000, March 2000).

**FEB. 9** Forward Wally Szczerbiak scored 27 points as a sophomore in the Schick Rookie Challenge at the 2001 All-Star Game in Washington and was named the game's MVP.

**FEB. 10** Forward Kevin Garnett scored 14 points in the 2001 All-Star Game in Washington. He was named an All-Star starter for the third time in four appearances.

**MAR. 21** Flip Saunders was selected to coach USA Basketball's entry in the 2001 Goodwill Games held Sept. 3-9 in Brisbane, Australia.

**APR. 7** The Timberwolves organization dedicated the Malik Sealy Gym of Dreams at the Episcopal Church of Gethsemane in Minneapolis.

**APR. 8** The Timberwolves organization honored former Minneapolis Lakers star George Mikan in a halftime ceremony of their game vs. the L.A. Lakers.

**MAY 2** Forward Kevin Garnett was named to the 2000-01 NBA All-Defensive First Team.

**MAY 21** Forward Wally Szczerbiak was named to USA Basketball's team for the 2001 Goodwill Games held Sept. 3-9 in Brisbane, Australia.

**MAY 22** Forward Kevin Garnett was named to the 2000-01 NBA All-Interview First Team.

**MAY 31** Forward Kevin Garnett was named to the 2000-01 All-NBA Second Team.

**JUNE 20** Signed head coach Flip Saunders to a multi-year contract extension.

**SEPT. 9** Flip Saunders and forward Wally Szczerbiak helped lead the United States men's basketball team to a 5-0 mark in winning the gold medal at the 2001 Goodwill Games in Brisbane, Australia.

**NOV. 19** Forward Kevin Garnett was named NBA Western Conference Player of the Week for games played Nov. 12-18.

### 2002

**JAN. 14** Forward Kevin Garnett was named NBA Western Conference Player of the Week for games played Jan. 7-13.

**JAN. 26** Forward Kevin Garnett was named a starter for the Western Conference in the 2002 NBA All-Star Game on Feb. 10 in Philadelphia.

**JAN. 29** Guard Wally Szczerbiak was selected as a Western Conference reserve for the 2002 NBA All-Star Game on Feb. 10 in Philadelphia.

**FEB. 10** Guard Wally Szczerbiak made his first All-Star Game appearance, scoring 12 points with three assists in 12 minutes on Feb. 10 in Philadelphia. Forward Kevin Garnett made his fifth straight All-Star Game appearance, finishing with 14 points and 12 rebounds.

**MAR. 1** Forward Kevin Garnett was named NBA Western Conference Player of the Month for games played in February, the second such honor of his career.

**MAR. 11** Forward Kevin Garnett was selected to receive the NBA Community Assist Award for his community outreach during the month of February.

**MAR. 24** Center Marc Jackson scored the 100,000th point in club history in the fourth quarter at New York.

**APR. 30** Forward Kevin Garnett was named to the NBA All-Defensive First Team.

**MAY 1** Forward Kevin Garnett was named to the NBA All-League Second Team.

**NOV. 25** Forward Kevin Garnett was named NBA Western Conference Player of the Week for games played Nov. 18-24.

### 2003

**JAN. 23** Forward Kevin Garnett was named a starter for the Western Conference in the 2003 NBA All-Star Game on Feb. 9 in Atlanta.

**FEB. 9** Forward Kevin Garnett made his sixth straight All-Star game appearance and was named Most Valuable Player of the 52nd annual contest; He finished with 37 points, nine rebounds and five steals in the West's 155-145 double-overtime win at Philips Arena in Atlanta.

**MAR. 3** Forward Kevin Garnett was named NBA Western Conference Player of the Month for games played in February, the third such honor of his career.

**MAR. 3** Flip Saunders was named NBA Coach of the Month for February, the third such honor of his career.

**APR. 17** Forward Kevin Garnett was named NBA Western Conference Player of the Month for games played in April, the fourth such honor of his career.

**MAY 6** Forward Kevin Garnett was named to the NBA All-League First Team.

**MAY 8** Forward Kevin Garnett was named to the NBA All-Defensive First Team.

**OCT. 1** Signed forward Kevin Garnett to a multi-year contract extension.

**NOV. 18** Donnie Satori of Waseca, Minn., became the 10 millionth fan to pass through the gates in franchise history.

**NOV. 24** Forward Kevin Garnett was named NBA Western Conference Player of the Week for games played Nov. 17-23.

**DEC. 22** Forward Kevin Garnett was named NBA Western Conference Player of the Week for games played Dec. 15-21.

**DEC. 29** Guard Sam Cassell was named NBA Western Conference Player of the Week for games played Dec. 22-28.

### 2004

**JAN. 5** Forward Kevin Garnett was named NBA Western Conference Player of the Month for games played in December, the fifth such honor of his career.

**JAN. 26** Timberwolves Head Coach Flip Saunders was named to coach the Western Conference All-Stars for the February 15 game at STAPLES Center.

**JAN. 26** Forward Kevin Garnett was named NBA Western Conference Player of the Week for games played Jan. 19-25.

**JAN. 29** Forward Kevin Garnett was named a starter for the Western Conference in the 2004 NBA All-Star Game on Feb. 15 in Los Angeles.

**FEB. 2** Forward Kevin Garnett was named NBA Western Conference Player of the Month for games played in January, the sixth such honor of his career.

**FEB. 2** Forward Kevin Garnett was named NBA Western Conference Player of the Week for games played Jan. 26-Feb. 1.

**FEB. 3** Guard Sam Cassell was named a reserve for the Western Conference in the 2004 NBA All-Star Game on Feb. 15 in Los Angeles.

**FEB. 15** Timberwolves Head Coach Flip Saunders led the Western Conference All-Stars to a 136-132 win over the East at STAPLES Center. Kevin Garnett recorded 12 points with seven rebounds and six assists. Sam Cassell added four points and a team-high seven assists.

**MAR. 1** Forward Kevin Garnett was named NBA Western Conference Player of the Month for games played in February, the seventh such honor of his career. It marked the first time in NBA history that a player won the award in three consecutive months.

**MAR. 12** The Timberwolves set a franchise single-game Target Center attendance record with a standing-room-only crowd of 20,391 during a 96-86 win over the Los Angeles Lakers.

**APR. 15** Forward Kevin Garnett was named NBA Western Conference Player of the Month for games played in April, the eighth such honor of his career.

**APR. 15** Timberwolves Head Coach Flip Saunders was named NBA Western Conference Coach of the Month for games played in April, the fourth such honor of his career.

**APR. 25** Forward Kevin Garnett was named to the NBA All-League First Team.

**APR. 26** Guard Sam Cassell was named to the NBA All-League Second Team.

**APR. 26** Forward Kevin Garnett was named to the NBA All-Defensive First Team.

**APR. 30** Timberwolves claim a 102-91 Game 5 first round victory at Target Center to defeat the Denver Nuggets, 4-1, and advance to the Western Conference Semifinals.

**MAY 3** Forward Kevin Garnett was named the NBA's Most Valuable Player. He tallied 1,219 points in MVP balloting, including 120 of a possible 123 first place votes from the media.

**MAY 19** Timberwolves post an 83-80 Game 7 semifinals victory at Target Center to defeat the Sacramento Kings, 4-3, and advance to the Western Conference Finals.

**MAY 31** Timberwolves fall to the Los Angeles Lakers, 96-90 in Game 6 of the Western Conference Finals and are eliminated from the series, 4-2.

**JULY 9** Named Jim Stack general manager.

**NOV. 8** Forward Kevin Garnett was named NBA Western Conference Player of the Week for games played Nov. 1-7.

### 2005

**FEB. 3** Forward Kevin Garnett was named a starter for the Western Conference in the 2005 NBA All-Star Game on Feb. 20 in Denver.

**FEB. 12** Relieved head coach Flip Saunders of his duties and named Kevin McHale interim head coach.

**FEB. 20** Forward Kevin Garnett tallied 10 points in 16 minutes for the Western Conference in the 2005 NBA All-Star Game in Denver.

**APR. 1** Forward Kevin Garnett was named NBA Western Conference Player of the Month for games played in March, the ninth such honor of his career.

**MAY 12** Forward Kevin Garnett was named to the NBA All-Defensive First Team.

**MAY 18** Forward Kevin Garnett was named to the NBA All-League Second Team.

**JUNE 17** Named Dwane Casey head coach.





## WOLVES HISTORY

**DEC. 5** Kevin Garnett was awarded the NBA's community assist award for the month of November, for his Katrina relief efforts and his donation of the 4XL Technology Center at Washburn High School in Minneapolis.

### 2006

**JAN. 17** Kevin Garnett was named Western Conference Player of the Week for his play in three games between Jan. 9 and 15. It was the 14th such honor for Garnett in his career.

**FEB. 9** Kevin Garnett was named to the 2006 Western Conference All-Star Team for the ninth consecutive season.

**FEB. 19** Kevin Garnett played in his ninth consecutive NBA All-Star Game, logging 16 minutes, grabbing nine rebounds and dishing four assists. Fred Hoiberg announced his retirement from the NBA due to the risks of playing with a pacemaker. He also announced that he would be joining the front office staff of the organization.

**APR. 17** The NBA announced that Kevin Garnett was the 2006 recipient of the J. Walter Kennedy Citizenship award presented annually by the Professional Basketball Writers Association.

**APR. 27** Original Timberwolves co-owner Harvey Ratner passes away at age 79.

**APR. 28** Forward Kevin Garnett was named to the NBA All-Defensive Second Team.

**MAY 11** Craig Smith scores 20 points in 16 minutes of playing time at Denver to become the first Timberwolves player to tally 20 or more points in less than 20 minutes since Chauncey Billups on April 18, 2001.

**NOV. 3** Kevin Garnett records 15 points and 10 rebounds at Sacramento for his 37th consecutive point/rebound double-double. The streak would end the following day at Los Angeles Lakers, but his string was the NBA's longest in 23 years since Moses Malone had 44 consecutive point/rebound double-doubles.

**NOV. 6** Kevin Garnett scores the 18,000th point of his career against New York.

**DEC. 3** Kevin Garnett records block number 1,500 in his career against Seattle.

### 2007

**JAN. 2** Randy Foye was named the NBA Western Conference Rookie of the Month for December.

**JAN. 7** Kevin Garnett was named the NBA Western Conference Player of the Week.

**JAN. 7** Kevin Garnett broke his own franchise record of consecutive double-figure scoring games to 339, the eighth-longest streak in NBA history.

**JAN. 7** Minnesota tied an NBA record for most consecutive overtime games with three on Jan. 3, 5 and 7.

**JAN. 13** Kevin Garnett hauled in the 10,000th rebound of his career against New Jersey. He becomes the 32nd player in NBA history to reach that mark.

**JAN. 22** Ricky Davis scored 30 of his 32 points in the second half at Utah. His 30 points in a half ties a franchise record shared by Tony Campbell and Chauncey Billups.

**JAN. 23** Relieved Dwane Casey of his head coaching duties; promoted assistant coach Randy Wittman to head coach for the remainder of the season.

**JAN. 24** Minnesota set an NBA record for most overtime games in a calendar month with a total of six in January.

**FEB. 16** Randy Foye played in the Rookie Challenge at All-Star Weekend in Las Vegas and produces 14 points and seven assists.

**FEB. 18** Kevin Garnett started for the Western Conference All-Star Team and collects seven points, six rebounds and four assists. It was his 10th straight All-Star appearance and eighth start.

**APR. 1** Minnesota set a franchise record with its 10th overtime contest of the season in a 105-104 win at Orlando.

**APR. 6** Kevin Garnett scored the 19,000th point of his career at New York.

**APR. 9** Kevin Garnett scored 17 points against Toronto. It was his 398th consecutive game scoring in double-figures (in his final game of the season). His streak is the longest in franchise history and the eighth-longest in NBA history.

**APR. 30** Kevin Garnett named to All-Defensive Team for the eighth time in his career (All-Second Team in 2007).

**MAY 19** Kevin Garnett named to All-NBA Third Team. His seventh career All-NBA selection.

**MAY 8** Randy Foye and Craig Smith named to the first and second NBA All-Rookie teams.

**JULY 31** Acquired forwards Al Jefferson, Ryan Gomes and Gerald Green, guard Sebastian Telfair, center Theo Ratliff and two first-round draft picks in exchange for forward Kevin Garnett.

**DEC. 6** Corey Brewer pulled down 18 rebounds at Atlanta, the most by a Timberwolves rookie since Dean Garrett grabbed 20 on Jan. 31, 1997.

**DEC. 8** Al Jefferson posted 32 points and 20 rebounds in a 100-93 win over Phoenix, joining Kevin Garnett as the only players in Wolves history with 30/20 games.

**DEC. 21** The Wolves posted a 131-118 win over Indiana to record the second-highest single-game scoring total in franchise history.

### 2008

**JAN. 27** Al Jefferson poured in a career-high 40 points in a 98-95 win over New Jersey, becoming the eight player in franchise history to surpass the 40-point plateau.

**JAN. 28** Al Jefferson was named Western Conference Player of the Week, the second such honor of his career.

**FEB. 16** Gerald Green competed in the Sprite Slam Dunk competition at All-Star Weekend in New Orleans, finishing as the runner-up to Orlando's Dwight Howard.

**MAR. 19** Al Jefferson grabbed his 273rd offensive rebound of the season, surpassing the previous club record of 272 set by Felton Spencer during the 1990-91 season.

**APR. 15** Rashad McCants hit his 140th three-pointer of the season, surpassing the previous team record of 139 set by Isaiah Rider during the 1994-95 season.

**JUN. 26** Unveiled a re-designed logo and new secondary logo in anticipation of the team's 20th NBA season. The new secondary logo made its public debut in front of a national audience as it adorned the hat worn by the Wolves' selection in that night's 2008 NBA Draft.

**AUG. 18** Introduced new uniforms for the franchise's 20th season in a public ceremony at the IDS Center's Crystal Court. The event marked the first change in the Timberwolves uniforms in 12 seasons.

**SEPT. 18** Tipped off the franchises 20th season with a press conference at Target Center. The Wolves honored all season ticket holders who remain from the inaugural season and staged a ceremonial "opening tip" to the season between rookie center Kevin Love and inaugural season center Randy Breuer.

**DEC. 8** Relieved Randy Wittman of his head coaching duties; reassigned Kevin McHale from vice president of basketball operations to head coach.

### 2009

**JAN. 5** Al Jefferson was named Western Conference Player of the Week, the third such honor of his career.

**FEB. 2** Kevin McHale was named Western Conference Coach of the Month after guiding the Wolves to a 10-4 mark in January.

**APR. 3** Kevin Love was named named Western Conference Rookie of the Month for March.

**APR. 15** Kevin Love tallied his 29th double-double, passing Christian Laettner for most by a Timberwolves rookie.

**MAY 22** Named David Kahn president of basketball operations.

**JUNE 17** Relieved Kevin McHale of his head coaching duties.

**AUG. 10** Named Kurt Rambis head coach.

### 2010

**JAN. 13** Al Jefferson hauled in a franchise-record 26 rebounds in the Wolves' triple-OT loss at Houston. The game also marked the first triple-overtime game in club history.

**FEB. 23** Corey Brewer's three-pointer in the second quarter at Miami extended his streak to 22 consecutive games with at least one trey, breaking the previous franchise record of 21 held by Isaiah Rider.

**APR. 30** Jonny Flynn was named to the NBA All-Rookie Second Team.

**NOV. 10** Michael Beasley scored a career-best 42 points to lead the Wolves to a 98-89 win over Sacramento, becoming the youngest Timberwolves in franchise history to score 40 points (age 21).

**NOV. 12** Kevin Love scored 31 points and grabbed 31 rebounds to help the Wolves erase a 21-point third quarter deficit en route to a 112-103 win over the Knicks. Love became the first player since Moses Malone in 1981-82 to accomplish a 30/30 game.

**NOV. 27** Kevin Love posted 21 points and 22 rebounds, his fourth 20/20 game of November, becoming the first player to have four 20/20 games in a month since Kevin Willis did so twice during the 1991-92 season.

**DEC. 4** The Timberwolves made a franchise-record 18 three-pointers vs. Cleveland, including five from Kevin Love (who had a game-high 28 points), en route to the team's biggest margin of victory of the season (34 points).

### 2011

**FEB. 16** Kevin Love scored 18 points and grabbed 18 rebounds for his 51st double-double before the All-Star break, the most in NBA history and joining George Mikan (50 in 1950) as the only players with 50+ double-doubles before the break.

**FEB. 18** Wes Johnson scored 25 points at the T-Mobile Rookie Challenge, the most by a Timberwolf since Wally Szczerbiak had 27 in 2001.

**FEB. 20** Kevin Love scored two points and grabbed four rebounds in 12 minutes during the Western Conference's 148-143 victory in the 2011 All-Star Game.

**MAR. 13** Kevin Love (6 points, 12 rebounds) had his 53-game double-double streak snapped against Golden State. The streak was a franchise record, and the longest in the NBA since Elvin Hayes had a 55-game streak during the 1973-74 season.

**APR. 21** Kevin Love received the 2010-11 Kia NBA Most Improved Player Award.

**MAY 11** Wes Johnson was named to the NBA All-Rookie Second Team.

**MAY 18** Awarded the second overall pick in the 2011 NBA Draft.

**JUNE 23** Selected forward Derrick Williams with the second overall pick of the 2011 NBA Draft.

**JULY 12** Relieved Kurt Rambis of his coaching duties.

**SEPT. 13** Reached an agreement in principle with Rick Adelman to become the team's next head coach.

**DEC. 30** In just his third NBA game, Ricky Rubio recorded 12 points, 12 assists and six rebounds vs. Miami - the first Wolves player to record such line since Sam Cassell (Jan. 21, 2004 at Toronto).

### 2012

**JAN. 18** Ricky Rubio registered nine points, eight rebounds, seven assists and six steals - the first such stat line in NBA history - in a 93-85 win over Detroit.

**JAN. 20** Kevin Love's three-pointer as time expired gave the Wolves a 101-98 win over the Los Angeles Clippers. Love record his 15th straight double-double (17 points, 14 rebounds) to start the season, the longest such streak since Moses Malone had 16 in 1981-82.

**FEB. 1** Ricky Rubio named the Western Conference Rookie of the Month for January, the first such honor of his career.

**FEB. 7** Playing without Kevin Love, the Wolves defeated the Sacramento Kings 86-84 to move one game over .500 at 13-12. The record represented the Wolves best mark after 25 games since they began the 2004-05 season 15-10.

**FEB. 8** Ricky Rubio and Derrick Williams selected to represent Wolves in 2012 BBVA Rising Stars Challenge.

**FEB. 9** Kevin Love named to Western Conference All-Star Team.

**FEB. 11** Drew an announced crowd of 20,232 vs. New York, the Wolves' largest home crowd since the 2003-04 season and the 4th-largest crowd in Target Center history. Kevin Love tallied his sixth career 30-point/20-rebound game, registering 32 points and 21 rebounds as the Wolves fell to the Knicks, 100-98.

**FEB. 24** Representing the Timberwolves at the BBVA Rising Stars Challenge, Ricky Rubio scored 12 points and dished out seven assists, while Derrick Williams scored two points.

**FEB. 25** Kevin Love outlasted Kevin Durant to win the 2012 Foot Locker Three-Point Contest.





## WOLVES HISTORY

**FEB. 26** In his second NBA All-Star Game, Kevin Love scored 17 points in just over 18 minutes as the Western Conference defeated the Eastern Conference, 152-149.

**MAR. 3** Put a halt to a 16-game losing streak to Portland, defeating the Trail Blazers 122-110. In the win, Kevin Love erupted for a season-best 42 points, triggering a five-game binge that saw him average 34.2 ppg. Ricky Rubio tied a Wolves record by handing out 10 first-quarter assists. It was the Wolves' first win at the Rose Garden since Dec. 7, 2005.

**MAR. 10** Announced Ricky Rubio would undergo season-ending surgery to repair a torn ACL (anterior cruciate ligament) in his left knee suffered March 9 vs. the L.A. Lakers.

**MAR. 23** In the highest scoring NBA game in nearly four years, the Wolves fell to the Oklahoma City Thunder 149-140 in double-OT. Kevin Love scored a club-record 51 points, including a career-high seven three-pointers, while J.J. Barea became the 7th Wolves player in team history to record a triple-double with 25 points, 10 rebounds and a career-high-tying 14 assists. In the loss, Minnesota set team records for points scored (140) and three-point field goals attempted (36). The Wolves also set two-team records for points (289) and field goals made (109).

**MAR. 25** Kevin Love registered his 7th career 30-point/20-rebound game with 30 points and 21 rebounds as the Wolves defeated the Denver Nuggets, 117-100. Love's seven 30-point/20-rebound games are the most among all active NBA players.

**MAR. 28** Kevin Love scored 40 points while grabbing 19 rebounds in Minnesota's 88-83 win over Charlotte. Love's 40-point game was the third of his career, tying him with Kevin Garnett for the most in a Wolves uniform.

**MAY 12** Kevin Love finished 6th in the 2012 KIA Most Valuable Player balloting, totaling 58 points.

**MAY 15** Ricky Rubio finished 2nd in the 2012 KIA Rookie of the Year balloting.

**MAY 22** Ricky Rubio named to the 2012 NBA All-Rookie Team; Derrick Williams named to 2012 NBA All-Rookie Second Team.

**MAY 24** Kevin Love named to All-NBA Second Team.

**NOV. 13** Announced that Chase Budinger underwent successful surgery to repair a lateral meniscus tear in his left knee.

**DEC 15** Ricky Rubio made his season debut after missing the first 20 games recovering from surgery to repair the acl and lcl in his right knee. He tallied eight points, nine assists, four rebounds and three steals in 18 minutes as the Wolves defeated the Dallas Mavericks 114-106 in overtime.

**2013**

**JAN. 11** Andrei Kirilenko became the 15th player in NBA history to collect 2000+ assists, 1000+ steals and 1000+ blocks in a career.

**JAN. 15** Announced that Kevin Love underwent successful surgery to repair a fractured third metacarpal in his right hand.

**FEB. 2** Dante Cunningham went a perfect 9-of-9 from the floor in a win over New Orleans. In doing so, Cunningham set a new single-game franchise record for field goal accuracy.

**FEB. 15** Ricky Rubio and Alexey Shved represented the Wolves in the BBVA Rising Stars Challenge in Houston, with Rubio totaling five points and 10 assists while Shved netted 12 points and four assists.

**FEB. 24** Ricky Rubio tallied his second straight 10x5x5x5 game with 16 points, 11 assists, eight rebounds and six steals vs. Golden State, becoming the third player in Wolves history with back-to-back 10x5x5x5 games and first since Terrell Brandon in 2001.

**MAR. 12** Ricky Rubio recorded his first career triple-double (29th in team history) with 21 points, 12 assists and a career-high 13 rebounds in a 107-83 win over San Antonio, which equaled the Wolves' largest victory over the Spurs.

**APR. 6** Rick Adelman became the eighth coach in NBA history to record 1,000 career victories with the Wolves' 107-101 victory over Detroit.

**APR. 8** Nikola Pekovic was named Western Conference Player of the Week for games played Apr. 1-7. The honor was the first in his career and the Wolves' first since Al Jefferson earned the nod on Jan. 5, 2009. Declined team option on David Kahn for 2013-14 season.

**MAY 2** Named Phil "Flip" Saunders as President of Basketball Operations and a minority owner.

**MAY 3**

**JULY 11** In a three-team trade, acquired Kevin Martin (sign-and-trade) and cash considerations from Oklahoma City, sending Luke Ridnour and a 2014 second-round pick to Milwaukee.

**NOV. 4** Kevin Love was named the Western Conference Player of the Week for games played Oct. 29 - Nov. 3, the first such honor of his career.

**NOV. 10** Minnesota outscored the Lakers 47-23 in the first quarter, the highest-scoring quarter in club history.

**DEC. 13** Kevin Love connected on a career-high eight three-pointers, matching Stephon Marbury's club record for most threes in a game.

**2014**

**JAN. 23** Kevin Love was voted as a Western Conference All-Star Starter, his third All-Star appearance and first start. Love became the first Wolves player to start in an All-Star game since Garnett in 2007.

**FEB. 4** Announced a plan to open Mayo Clinic Square, a new practice facility across the street from Target Center in the former Block E.

**FEB. 16** Kevin Love participated in the 2014 Foot Locker Three-Point Contest as part of NBA All-Star Saturday Night, his second time participating in the event.

**FEB. 19** Ricky Rubio matched a franchise record with a career-high 17 assists vs. Indiana, joining six other Wolves players to dish out 17 in a game (most recently Chauncey Billups in 2002).

**FEB. 28** Kevin Love finished the month of February averaging league-highs in both points (34.0) and rebounds (14.1), numbers which hadn't been averaged in a month since Moses Malone in March 1982.

**MAR. 16** Making his first career NBA start, Gorgui Dieng tallied 12 points, 11 rebounds and 5 blocked shots. Dieng became the first player since Elden Campbell in 1991 to record 10p/10r/5b in their first NBA start.

**MAR. 20** Gorgui Dieng recorded new career highs in both points (22) and rebounds (21), becoming the fifth player in team history to post a 20/20 game and 6th since 1970 to record a 20/20 game within their first three starts. He is just the fourth rookie in the past 20 years to accomplish the feat.

**MAR. 28** Minnesota set franchise records for points scored (143) and field goal percentage (67.1%) in its 143-107 win over the Lakers.

**MAR. 30** Ricky Rubio broke Tyrone Corbin's (175, 1989-90) franchise single-season steals record.

**MAR. 31** Kevin Love moved past Tom Gugliotta (464, 1996-97) atop the franchise single-season chart for FTs made.

**APR. 1** Gorgui Dieng was named the KIA Western Conference Rookie of the Month for March.

**APR. 11** Corey Brewer scored a career-high and franchise-record-tying 51 points and grabbed a career-high-matching six steals vs. Houston, the most points in a regulation game in franchise history. Brewer became the fourth player in NBA history to score 50+ points and grab 6+ steals, joining Allen Iverson, Michael Jordan and Ricky Berry.

**APR. 16** Minnesota closed out the season setting a number of franchise records, including most points (8768), rebounds (3669) and three-pointers (600).

**APR. 16** Kevin Love finishes the season averaging 26.2 points, 12.4 rebounds and 4.4 assists per game, the first player to average 26+ points, 12+ rebounds and 4+ assists per game since Kareem Abdul-Jabbar and Bob McAdoo in 1975-76.

**APR. 21** Head coach Rick Adelman announced his retirement from coaching.

**JUNE 6** Named Flip Saunders new head coach.

**AUG. 23** Traded forward Kevin Love to Cleveland and guard Alexey Shved and Luc Richard Mbah a Moute to Philadelphia in a three-team trade. The Wolves acquired Andrew Wiggins, Anthony Bennett and Thaddeus Young. Cleveland received Love, while Philadelphia received Shved, Mbah a Moute and Miami's 2015 first-round pick.

**AUG. 26** Andrew Wiggins, Anthony Bennett, Thaddeus Young and Zach LaVine introduced to fans and media at Minnesota State Fair.

**SEPT. 17** Signed rookie guard Glenn Robinson III (2nd round, 40th overall).

**OCT. 29** Andrew Wiggins became youngest player in franchise history to start a game.

**OCT. 31** Signed guard Ricky Rubio to multi-year extension.

**NOV. 1** Ricky Rubio matched a career-high 17 assists in 106-105 loss to Chicago.

**DEC. 3** Andrew Wiggins named KIA Western Conference Rookie of the Month for November.

**DEC. 6** Zach LaVine became 2nd youngest player (19 years, 271 days) to record 20-point/10-assist game with 22 points and 10 assists in 123-101 loss at San Antonio.

**DEC. 10** Andrew Wiggins recorded first career double-double with 23 points and season-high 10 rebounds in 90-82 win against Portland.

**DEC. 19** Acquired guard Troy Daniels and two second round picks from Houston in three-team trade with the Houston Rockets and Philadelphia 76ers. The Wolves also sent Ronny Turiaf to Philadelphia as part of the deal.

**DEC. 27** Zach LaVine became youngest player in NBA history (19 years, 292 days) to record a 14-assist game in 110-97 loss at Golden State.

**2015**

**JAN. 5** Andrew Wiggins named KIA Western Conference Rookie of the Month for December.

**JAN. 9** Andrew Wiggins set a franchise-rookie-record with six consecutive games of 20+ points.

**JAN. 13** Mo Williams scored a franchise-record 52 points in 110-101 win at Indiana.

**JAN. 19** Mo Williams named Western Conference Player of the Week for games played Jan. 12-18.

**JAN. 28** Gorgui Dieng, Zach LaVine, Shabazz Muhammad and Andrew Wiggins named to BBVA Rising Stars Challenge, marking the first time ever that four players from one team were named to the event.

**FEB. 4** Andrew Wiggins named KIA Western Conference Rookie of the Month for January.

**FEB. 10** Acquired guard Gary Neal and a second round pick from the Charlotte Hornets in exchange for guards Mo Williams and Troy Daniels.

**FEB. 10** Acquired forward Adreian Payne from the Atlanta Hawks in exchange for a protected future first round pick.

**FEB. 13** Andrew Wiggins put up 22 points and 6 rebounds and was named MVP of the BBVA Rising Stars Challenge at NBA All-Star Weekend in Brooklyn.

**FEB. 14** Zach LaVine won Sprite Slam Dunk Contest at NBA All-Star Weekend in Brooklyn, becoming just the second Wolves player in history to win the award (Isaiah Rider, 1994).

**FEB. 19** Acquired forward Kevin Garnett from the Brooklyn Nets in exchange for forward Thaddeus Young.

**FEB. 25** Kevin Garnett played first game in return to the Timberwolves, scoring 5 points and grabbing 8 rebounds in front of a sellout crowd in a 97-77 win against Washington.

**MAR. 2** Ricky Rubio tallies his fourth career triple-double, marking the second-most triple-doubles in franchise history, trailing only Kevin Garnett's 16.

**MAR. 4** Andrew Wiggins named KIA Western Conference Rookie of the Month for February.

**MAR. 5** Waived guard Glenn Robinson III and claimed center Justin Hamilton off waivers.

**MAR. 7** Ricky Rubio registered his 5th straight point/assist double-double with 13 points and 15 assists in 121-113 victory against Portland. Only Micheal Williams (6 from Jan. 18-29, 1993) has put together a longer such streak in franchise history.

**MAR. 9** Adreian Payne became the first NBA rookie in 2014-15 – and seventh rookie in Wolves history – to record a 15-point/15-rebound game with 16 points and 15 boards in 89-76 loss at L.A. Clippers.

**MAR. 23** Wolves starting lineup of Lorenzo Brown, Zach LaVine, Andrew Wiggins, Adreian Payne and Gorgui Dieng marked a franchise-record-tying 26th different starting lineup for the season.

**APR. 7** Chase Budinger scored 10+ points in 13th consecutive game off the bench in 116-111 loss at Sacramento, breaking franchise record for a reserve set by Wally Szczerbiak (12 in 2004-05).

**APR. 8** Nikola Pekovic underwent season-ending surgery to repair right Achilles ailment.

**APR. 11** Zach LaVine scored a franchise rookie-record 37 points on 13-of-21 shooting in 110-101 loss at Golden State.



## WOLVES HISTORY

**APR. 30** Andrew Wiggins named the recipient of the Eddie Gottlieb trophy as the winner of the Kia NBA Rookie of the Year award, the first Wolves player to win the award in franchise history. Wiggins received 110 of 130 first-place votes from a panel of sportswriters and broadcasters throughout the United States and Canada.

**JUNE 17** Hosted the grand opening for Mayo Clinic Square, the team's brand new training center and corporate headquarters. The grand opening guest speakers included NBA commissioner Adam Silver and WNBA President Laurel Richie.

**MAY 18** Andrew Wiggins named a unanimous selection to the NBA All-Rookie First Team, while Zach LaVine was named to the NBA All-Rookie Second Team.

**MAY 19** Secured the No. 1 overall pick for the first time in franchise history in the 2015 NBA Draft.

**JUNE 25** Selected Kentucky forward/center Karl-Anthony Towns (first round, 1st overall), Turkey forward Cedi Osman (2nd round, 31st overall) and Syracuse forward Rakeem Christmas (2nd round, 36th overall) in the 2015 NBA Draft. Subsequently acquired the draft rights to Tyus Jones (1st round, 24th overall) in exchange for the rights to Cedi Osman and Rakeem Christmas.

**AUG. 11** Timberwolves announced Flip Saunders has been diagnosed with Hodgkin's Lymphoma.

**SEPT. 11** Timberwolves announced Sam Mitchell will serve as interim head coach for 2015-16 season as Flip Saunders takes a leave of absence from duties.

**SEPT. 14** Hired Arnie Kander as Vice President of Sports Performance.

**OCT. 13** Alongside the City of Minneapolis, AEG, the Timberwolves/Lynx announced an update on the renovation schedule for Target Center as well as an extension with Target for the naming rights of the building. The new timeline for renovation begins with three phases, beginning in Summer 2016.

**OCT. 18** Announced a new multi-year agreement with WCCO-AM as the team's flagship radio station.

**OCT. 25** Phil "Flip" Saunders passed away at age 60.

**OCT. 28** Ricky Rubio scored a career-high 28 points against the L.A. Lakers in Minnesota's 112-111 season-opening win.

**OCT. 30** Karl-Anthony Towns recorded 28 points and 14 rebounds against Denver, the youngest player in NBA history to notch a double-double in each of the first two games of his career.

**NOV. 15** Kevin Garnett surpassed the 50,000-minute mark against Memphis, becoming just the fifth player in NBA history to reach the mark.

**DEC. 3** Kevin Garnett moved past Jason Kidd (50,110) for third place on the NBA's career-minutes list.

**DEC. 3** Karl-Anthony Towns named Western Conference Rookie of the Month for November.

**DEC. 5** Kevin Garnett scored the 26,000th point of his career against Portland.

**DEC. 11** Kevin Garnett surpassed Karl Malone to become the NBA's all-time defensive rebound leader against Denver.

**DEC. 28** Andrew Wiggins scored his 2000th career point against San Antonio.

### 2016

**JAN. 4** Karl-Anthony Towns named Western Conference Rookie of the Month for December.

**JAN. 8** Andrew Wiggins recorded a career-high 35 points against Cleveland.

**JAN. 23** Ricky Rubio moved past Pooh Richardson (1973) for second place on the Wolves' all-time assist chart against Memphis.

**FEB. 2** Karl-Anthony Towns named Western Conference Rookie of the Month for January.

**FEB. 4** Zach LaVine, Karl-Anthony Towns and Andrew Wiggins named to BBVA Rising Stars Challenge.

**FEB. 4** Karl-Anthony Towns named as a participant for the 2016 Taco Bell Skills Challenge, becoming the first Timberwolves player to participate in the NBA All-Star Skills Challenge.

**FEB. 4** Zach LaVine named as a participant for the 2016 Verizon Slam Dunk Contest as a part of NBA All-Star Saturday Night.

**FEB. 10** Karl-Anthony Towns recorded his 30th double-double of the season, surpassing Kevin Love (29 in 2008-09) for the most double-doubles in a season by a Wolves rookie. Towns also set a new team-high for rookie 20p/10r performances (15) in the same night.

**FEB. 13** Zach LaVine notched 30 points and is named MVP of the BBVA Rising Stars Challenge at NBA All-Star Weekend in Toronto.

**FEB. 14** Karl-Anthony Towns won the Taco Bell Skills Challenge trophy, becoming the first big man in league history to win the contest.

**FEB. 14** Zach LaVine won the Verizon Slam Dunk Contest at NBA All-Star Weekend in Toronto, becoming the first player in Wolves history to win the award in consecutive years (fourth in NBA history).

**MAR. 3** Karl-Anthony Towns named Western Conference Rookie of the Month for February. The Timberwolves become the first team to have two players win conference Rookie of the Month awards at least four times in consecutive seasons.

**MAR. 5** Minnesota shot a franchise record 68.4% (52-of-76) from the floor. It marked the highest FG% by any NBA team since the Clippers shot 69.3% vs. Toronto on Mar. 13, 1998.

**MAR. 25** Karl-Anthony Towns moved past Kevin Love (734) for first place on the Wolves rookie rebound chart.

**APR. 3** Karl-Anthony Towns became the first rookie to collect at least 21 rebounds and nine assists in the same game since Elgin Baylor (Feb. 9, 1959) against Dallas. His 18 defensive rebounds marked a new club rookie record (previously Laettner, 17).

**APR. 5** Karl-Anthony Towns overtook Kevin Garnett (131) for first place on the Wolves rookie block chart against Golden State.

**APR. 5** Karl-Anthony Towns named Western Conference Rookie of the Month for March, becoming the first player in Wolves history to earn Kia NBA Rookie of the Month honors in five consecutive months.

**APR. 7** Andrew Wiggins scored his 3000th career point at Sacramento.

**APR. 11** Karl-Anthony Towns moved past Christian Laettner (1,475) for club rookie scoring record.

**APR. 11** Karl-Anthony Towns named NBA Western Conference Player of the Week for the week of April 4-10, becoming the first rookie in the league to be named Player of the Week since Michael Carter-Williams in 2013-14.

**APR. 13** Ricky Rubio named the winner of the first annual Flip Saunders Legacy Fund, an award which recognizes excellence in community service.

**APR. 13** Minnesota set a new franchise single-game scoring record with 144 points against New Orleans (previously 143 vs. L.A. Lakers on Mar. 28, 2014). Minnesota's 80 points in the paint were the team's most in the last 20 years.

**APR. 13** Karl-Anthony Towns finished the season as the seventh rookie in NBA history to average 18+ points, 10+ rebounds and 1.5+ blocks and shoot 50% or better from the field.

**APR. 13** Following the final game of the season, the Timberwolves announced Sam Mitchell had been relieved of his interim head coaching duties and the team was initiating a search for both a new head coach and new head of basketball operations.

**APR. 15** Karl-Anthony Towns named Western Conference Rookie of the Month, making him the eighth player since the award's inception in the 1981-82 season to win six consecutive Rookie of the Month honors.

**APR. 20** Announced the team has agreed to terms with Tom Thibodeau as President of Basketball Operations/Head Coach, and Scott Layden as General Manager.

**MAY 9** Zach LaVine named NBA Cares Community Assist Award winner for the month of April. LaVine donated the \$10,000 award to the Flip Saunders Legacy Fund.

**MAY 16** Karl-Anthony Towns named the recipient of the Eddie Gottlieb trophy as the winner of the Kia NBA Rookie of the Year award. Towns became just the fifth unanimous NBA Rookie of the Year in the last 32 years, joining Damian Lillard (2012-13), Blake Griffin (2010-11), David Robinson (1989-90) and Ralph Sampson (1983-84).

**MAY 19** Karl-Anthony Towns named to the NBA All-Rookie First Team, receiving a unanimous 130 First Team votes.

**JUNE 7** Zach LaVine named to the 2016 USA Men's Select Team.

**JUNE 8** A ceremonial event to officially tip off the Target Center renovations took place and included remarks from Mayor Betsy Hodges, Timberwolves CEO Rob Moor, Target Center general manager Steve Mattson and council member Lisa Goodman.

**JUNE 17** Rob Moor stepped down as Timberwolves and Lynx CEO.

**JUNE 23** Selected Providence guard Kris Dunn (first round, 5th overall) in the 2016 NBA Draft.

**JUNE 29** Announced new minority team owners and limited partners in Lizhang (John) Jiang, founder and chairman of Shanghai Double-Edged Sports Company in China, and Meyer Orbach, chairman of the Orbach Group in New York City. Mr. Jiang became the first Chinese citizen to have an ownership stake in an NBA team.

**JULY 11** Ethan Casson named Chief Executive Officer of the Minnesota Timberwolves and Lynx.

**SEPT. 23** Forward Kevin Garnett announced his retirement after 21 seasons in the NBA, including 13+ seasons with the Timberwolves. Garnett retired as the Wolves' all-time leader in numerous categories, including games played (970), minutes (36,189), points (19,201), rebounds (10,718), blocked shots (1,590), assists (4,216), steals (1,315), double-doubles (607) and triple-doubles (16).



## TEAM NAME & LOGO HISTORY

### HOW MINNESOTA'S TEAM BECAME THE TIMBERWOLVES

Minnesota's expansion team was officially dubbed the "Timberwolves" in December of 1986, nearly three years before the first game would be played on Nov. 3, 1989, and four months before the NBA officially granted Minnesota a team. After original owners Harvey Ratner and Marv Wolfenson submitted a formal expansion proposal to the NBA Board of Governors in October of 1986, they held a "Name the Team" contest that drew 6,076 entries from across the state featuring 1,284 different proposed nicknames. The two most common submissions, Timberwolves and Polars, were deemed finalists and the 842 city councils in Minnesota were asked to submit their vote for the winner. "Timberwolves" was selected by a 2-to-1 margin. Timberwolves was a fitting name for Minnesota's new team, as the state is home to the largest wolf population in the U.S. and the International Wolf Center, a comprehensive wolf research facility, is located in Ely, Minnesota.

### 1989-90 THROUGH 1995-96 SEASONS

Similar to the naming contest, the Timberwolves held a public contest to select the team's first logo. After receiving over 2,600 submissions, some coming from as far away as Alaska and Norway, the team settled on a design submitted by Mark Thompson of Austin, Minn. Original Team President Bob Stein described the winning submission as "aggressive, but not sinister." The logo was first unveiled to the public on an oversized \$20,000 check that the team donated to the United Way on Sept. 17, 1987.



primary

secondary

### 1996-97 THROUGH 2007-08 SEASONS

Amid a display of lasers and smoke at the Mall of America's main rotunda, the Wolves turned the page on the franchise's expansion days by unveiling this new look on May 18, 1996. Owner Glen Taylor described the new logo, designed by L.A.-based Mednick Design Group, as "a step towards being more competitive, more aggressive." The new design featured a metallic color scheme and a more ferocious, intimidating wolf.



primary

secondary

### THE NEW LOOK

In honor of the Timberwolves' 20th season of play, the team's logo underwent a facelift to usher in a new era of Wolves basketball. Designed with assistance from adidas, the new version features a white accent on the face of the wolf along with a sleeker look for the tree line and text. Beginning with the 2008-09 season, the Wolves also feature a new secondary logo depicting a wolf howling at the moon with a basketball in the background. The inclusion of the basketball pays homage to the original Wolves logo, which also featured a basketball background.





# ***RECORDS***

MINNESOTA TIMBERWOLVES  
**POWER  
OF  
THE PACK**







## WOLVES INDIVIDUAL RECORDS

### MOST POINTS

Career:	19,291	Kevin Garnett	1995-2007, 2014-16
Season:	2,010	Kevin Love	2013-14
Game:	52	Mo Williams	@ Indiana, 1/13/15
Half:	37	Mo Williams	@ Indiana (2nd), 1/13/15
Quarter:	24	Chauncey Billups	@ Dallas (3rd), 2/19/02
Overtime:	10	Randy Foye	vs. Milwaukee, 4/16/08;
		J.J. Barea	@ Oklahoma City (2nd), 3/23/12

### MOST FIELD GOALS MADE

Career:	7,647	Kevin Garnett	1995-2007, 2014-16
Season:	804	Kevin Garnett	2003-04
Game:	19	Most recently: Mo Williams	@ Indiana, 1/13/15
Half:	13	Kevin Garnett	vs. Sacramento (1st), 2/7/01
Quarter:	9	Most recently: Thaddeus Young	@ Washington (3rd), 12/16/14
Overtime:	4	Most recently: J.J. Barea	@ Oklahoma City (2nd), 3/23/12

### MOST CONSECUTIVE FIELD GOALS MADE

13	Felton Spencer	11/7/90 to 11/13/90;
	Kevin Garnett	12/3/97 to 12/5/97;
	Kevin Garnett	2/3/06 to 2/4/06

### MOST FIELD GOALS ATTEMPTED

Career:	15,560	Kevin Garnett	1995-2007, 2014-16
Season:	1,611	Kevin Garnett	2003-04
Game:	33	Kevin Garnett	vs. New Jersey, 2/20/00;
		Mo Williams	@ Indiana, 1/13/15
Half:	21	Mo Williams	@ Indiana (2nd), 1/13/15
Quarter:	13	Rasho Nesterovic	vs. San Antonio (1st), 11/24/01;
		Kevin Love	vs. Golden State (1st), 4/4/12

### HIGHEST FIELD-GOAL PERCENTAGE

Career:	.553	(832-1,505) Craig Smith	2006-09
Season:	.564	(256-454) Nikola Pekovic	2011-12
Game:	.923	(12-13) Kevin Garnett	@ Portland, 2/3/06
Half:	1.000	(9-9) Kevin Garnett	vs. Dallas (1st), 3/21/01
Quarter:	1.000	(8-8) Al Jefferson	@ Charlotte (3rd), 4/8/08;
		(8-8) Al Jefferson	vs. Memphis (4th), 2/6/10

### MOST THREE-POINT FIELD GOALS MADE

Career:	465	Anthony Peeler	1998-2003
Season:	190	Kevin Love	2013-14
Game:	8	Stephon Marbury	@ Seattle, 12/23/97;
		Kevin Love	@ San Antonio, 12/13/13
Half:	6	Most recently: Mo Williams	@ Indiana (2nd), 1/13/15
Quarter:	6	James Robinson	@ Cleveland (4th), 12/30/96
Overtime:	2	Most recently: Zach LaVine	@ Washington (1st), 3/25/16

### MOST CONSECUTIVE THREE-POINT FIELD GOALS MADE

9	Martell Webster	4/2/11 to 4/9/11
---	-----------------	------------------

### MOST CONSECUTIVE GAMES WITH A THREE-POINT FIELD GOAL

33	Corey Brewer	1/8/10 to 3/17/10
----	--------------	-------------------

### MOST THREE-POINT FIELD GOALS ATTEMPTED

Career:	1,226	Anthony Peeler	1998-2003
Season:	505	Kevin Love	2013-14
Game:	15	Eddie Griffin	@ Philadelphia, 12/8/04
Half:	11	Eddie Griffin	@ Philadelphia (1st), 12/8/04
Quarter:	9	Shane Heal	vs. Seattle (4th), 11/27/96

### HIGHEST THREE-POINT FIELD-GOAL PERCENTAGE

Career:	.461	(146-317) Fred Hoiberg	2003-05
Season:	.483	(70-145) Fred Hoiberg	2004-05
Game:	1.000	(6-6) Chuck Person	vs. Miami, 2/10/93

### MOST FREE THROWS MADE

Career:	3,743	Kevin Garnett	1995-2007, 2014-16
Season:	520	Kevin Love	2013-14
Game:	19	Kevin Love	@ Milwaukee, 12/27/11
Half:	15	Tony Campbell	vs. L.A. Clippers (2nd), 3/8/90
Quarter:	13	Kevin Love	@ Milwaukee (1st), 12/27/11
Overtime:	6	Kevin Ollie	vs. Memphis, 12/29/08

### MOST CONSECUTIVE FREE THROWS MADE

97	Micheal Williams	3/24/93 to 11/9/93
----	------------------	--------------------

### MOST FREE THROWS ATTEMPTED

Career:	4,806	Kevin Garnett	1995-2007, 2014-16
Season:	633	Kevin Love	2013-14
Game:	24	Kevin Love	@ Milwaukee, 12/27/11
Half:	22	Tony Campbell	vs. L.A. Clippers (2nd), 3/8/90
Quarter:	15	Ricky Davis	vs. Memphis (4th), 2/26/06;
		Kevin Love	@ Milwaukee (1st), 12/27/11
Overtime:	6	Most recently: Andrew Wiggins	@ Golden State, 4/5/16

### HIGHEST FREE-THROW PERCENTAGE

Career:	.895	(504-563) Terrell Brandon	1999-2002
Season:	.907	(419-462) Micheal Williams	1992-93
Game:	1.000	(16-16) Tony Campbell	vs. Utah, 12/17/89;
		(16-16) Micheal Williams	vs. Indiana, 4/7/93

### MOST REBOUNDS

Career:	10,718	Kevin Garnett	1995-2007, 2014-16
Season:	1,139	Kevin Garnett	2003-04
Game:	31	Kevin Love	vs. New York, 11/12/10
Half:	22	Kevin Love	vs. New York (2nd), 11/12/10
Quarter:	15	Kevin Love	vs. New York (3rd), 11/12/10
Overtime:	5	Most recently: Karl-Anthony Towns	@ Chicago, 11/7/15

### MOST OFFENSIVE REBOUNDS

Career:	2,588	Kevin Garnett	1995-2007, 2014-16
Season:	330	Kevin Love	2010-11
Game:	12	Al Jefferson	vs. Phoenix, 11/26/08;
		Kevin Love	vs. New York, 11/12/10
Half:	9	Kevin Love	vs. New York (2nd), 11/12/10
Quarter:	6	Most recently: Nikola Pekovic	vs. Portland (1st), 3/7/15



## WOLVES INDIVIDUAL RECORDS

### MOST DEFENSIVE REBOUNDS

Career:	8,130	Kevin Garnett	1995-2007, 2014-16
Season:	894	Kevin Garnett	2003-04
Game:	23	Kevin Garnett	@ Sacramento, 12/5/03 (OT);
		Kevin Garnett	vs. Orlando, 1/12/05;
		Al Jefferson	@ Houston, 1/13/10 (3OT)
Half:	14	Kevin Garnett	vs. Orlando (2nd), 1/12/05
Quarter:	10	Kevin Garnett	vs. Sacramento (1st), 2/19/04;
		Kevin Love	vs. New York (3rd), 11/12/10

### MOST ASSISTS

Career:	4,216	Kevin Garnett	1995-2007, 2014-16
Season:	734	Pooh Richardson	1990-91
Game:	17	Most recently: Ricky Rubio	@ Phoenix, 3/14/16
Half:	14	Pooh Richardson	@ Washington (1st), 3/13/92
Quarter:	10	Most recently: Ricky Rubio	vs. Portland (4th), 2/4/13
Overtime:	4	Malik Sealy	vs. Toronto, 3/26/00;
		Kevin Garnett	vs. Atlanta, 4/4/00

### MOST BLOCKED SHOTS

Career:	1,590	Kevin Garnett	1995-2007, 2014-16
Season:	178	Kevin Garnett	2003-04
Game:	9	Randy Breuer	vs. Orlando, 4/13/90;
		Rasho Nesterovic	@ Dallas, 3/10/03
Half:	7	Rasho Nesterovic	vs. Sacramento (1st), 2/7/01
Quarter:	6	Rasho Nesterovic	vs. Sacramento (1st), 2/7/01
Overtime:	3	Kevin Garnett	@ New Jersey, 3/24/00

### MOST STEALS

Career:	1,315	Kevin Garnett	1995-2007, 2014-16
Season:	190	Ricky Rubio	2013-14
Game:	8	Most recently: Ricky Rubio	@ New York, 12/16/15
Half:	7	Tom Gugliotta	@ Portland (1st), 2/21/95
Quarter:	7	Tom Gugliotta	@ Portland (2nd), 2/21/95
Overtime:	2	Terry Porter	@ Houston, 1/16/98;
		Ricky Davis	vs. Denver, 2/24/06

### MOST PERSONAL FOULS

Career:	2,437	Kevin Garnett	1995-2007, 2014-16
Season:	338	Sam Mitchell	1990-91
Game:	6	Several times	
Half:	6	Most recently: Michael Beasley	@ New York (2nd), 12/6/10
Quarter:	6	Gerald Glass	@ Phoenix (4th), 12/19/90;
		Doug West	@ Washington (4th), 2/17/94;
		Andrae Patterson	@ Seattle (4th), 4/21/99
Overtime:	5	Sam Mitchell	@ Golden State, 1/5/96

### MOST DISQUALIFICATIONS (6 FOULS)

Career:	31	Felton Spencer	1990-93
Season:	14	Felton Spencer	1990-91

### MOST TURNOVERS

Career:	2,404	Kevin Garnett	1995-2007, 2014-16
Season:	293	Tom Gugliotta	1996-97
Game:	10	Christian Laettner	@ Phoenix, 4/14/93;
		Christian Laettner	vs. Golden State, 2/27/94
Half:	8	Chuck Person	@ Denver (1st), 1/25/93
Quarter:	6	Most recently: Micheal Williams	@ Atlanta (1st), 3/19/93
Overtime:	3	Tyrone Corbin	@ New Jersey, 3/20/91

### MOST GAMES PLAYED

Career:	970	Kevin Garnett	1995-2007, 2014-16
Season:	82	Most recently: Gorgui Dieng	2015-16
		Zach LaVine	2015-16
		Shabazz Muhammad	2015-16
		Karl-Anthony Towns	2015-16
Consecutive:	351	Kevin Garnett	2/21/02 thru 4/7/06

### MOST GAMES STARTED

Career:	933	Kevin Garnett	1995-2007, 2014-16
Season:	82	Tyrone Corbin	1990-91;
		Pooh Richardson	1990-91 and 1991-92;
		Kevin Garnett	1997-98, 2002-03, 2003-04 and 2004-05;
		Wally Szczerbiak	2000-01 and 2001-02;
		Rasho Nesterovic	2001-02;
		Latrell Sprewell	2003-04;
		Al Jefferson	2007-08;
		Corey Brewer	2009-10;
		Luke Ridnour	2012-13;
		Ricky Rubio	2013-14;
		Andrew Wiggins	2014-15;
		Karl-Anthony Towns	2015-16
Consecutive:	351	Kevin Garnett	2/21/02 thru 4/7/06

### MOST MINUTES PLAYED

Career:	36,190	Kevin Garnett	1995-2007, 2014-16
Season:	3,321	Kevin Garnett	2002-03
Game (Reg.):	48	Most recently: J.J. Barea	vs. Golden State, 4/22/12
Game (OT):	58	Sam Mitchell	vs. Philadelphia, 2/3/91 (2OT)
Consecutive:	181	Tyrone Corbin	4/13/90 to 4/20/90
			(From start of 3rd quarter 4/13 vs. Orlando until 10:48 of 2nd quarter 4/20 @ Utah)



## WOLVES TEAM HIGHS

### MOST POINTS

Season:	8,768	2013-14	
Game:	144	vs. New Orleans	4/13/16
1st Half:	77	@ Golden State	4/1/95
2nd Half:	74	@ Utah	11/24/97
1st Quarter:	47	@ L.A. Lakers	11/10/13
2nd Quarter:	46	vs. Charlotte	4/19/92
3rd Quarter:	42	@ Houston	1/30/12
4th Quarter:	46	vs. New Jersey	12/26/97
Overtime:	19	Most recently: vs. Memphis	12/29/08

### MOST FIELD GOALS MADE

Season:	3,366	1991-92	
Game:	56	vs. New Orleans	4/13/16
Half:	31	vs. Denver (1st)	4/4/91
Quarter:	19	vs. Charlotte (2nd)	4/19/92
Overtime:	7	vs. Detroit (2nd)	3/1/98;
		vs. Milwaukee	4/16/08

### MOST FIELD GOALS ATTEMPTED

Season:	7,342	1991-92	
Game:	112	vs. Philadelphia	12/13/91
Half:	62	@ San Antonio (2nd)	2/6/99
Quarter:	35	vs. Philadelphia (4th)	12/13/91
Overtime:	16	vs. Sacramento	11/5/03

### HIGHEST FIELD-GOAL PERCENTAGE

Season:	.467	(3,226-6,910) 1999-2000	
Game:	.684	(52-76) vs. Brooklyn	3/5/16
Half:	.743	(26-35) vs. L.A. Lakers (1st)	12/20/89
Quarter:	.857	(12-14) vs. Phoenix (2nd)	12/13/97
Overtime:	1.000	(5-5) vs. Toronto	3/26/00

### MOST THREE-POINT FIELD GOALS MADE

Season:	600	2013-14	
Game:	18	vs. Cleveland	12/4/10
Half:	12	@ Detroit (2nd)	3/26/13
Quarter:	8	@ Cleveland (4th)	12/30/96;
		@ Portland (1st)	3/3/12
Overtime:	3	@ Detroit	1/15/07

### MOST THREE-POINT FIELD GOALS ATTEMPTED

Season:	1,757	2013-14	
Game:	36	@ Oklahoma City	3/23/12 (2OT);
		vs. Brooklyn	11/22/13
Half:	20	@ Detroit (2nd)	3/26/13;
		vs. Brooklyn (2nd)	11/22/13

### HIGHEST THREE-POINT FIELD-GOAL PERCENTAGE

Season:	.378	(396-1,047) 2001-02	
Game:	1.000	(2-2) Most recently: @ Milwaukee	12/14/91

### MOST FREE THROWS MADE

Season:	1,824	1994-95	
Game:	52	@ Denver	3/3/14
Half:	32	vs. Boston (2nd)	1/21/98
Quarter:	23	vs. Utah (4th)	4/12/04
Overtime:	13	vs. Memphis	12/29/08

### MOST FREE THROWS ATTEMPTED

Season:	2,355	1994-95	
Game:	64	@ Denver	3/3/14
Half:	38	vs. Dallas (2nd)	11/12/93
Quarter:	28	vs. Utah (4th)	4/12/04
Overtime:	13	vs. Memphis	12/29/08;
		@ Golden State	4/5/16

### HIGHEST FREE-THROW PERCENTAGE

Season:	.798	(1,794-2,247) 1992-93	
Game:	1.000	(31-31) @ Memphis	2/19/16

### MOST REBOUNDS

Season:	3,669	2013-14	
Game:	66	vs. Indiana	3/9/11
Half:	42	@ Phoenix (1st)	4/1/05

### MOST OFFENSIVE REBOUNDS

Season:	1,275	1990-91	
Game:	28	@ L.A. Clippers	2/15/91;
		vs. L.A. Lakers	3/16/99
Half:	19	@ Denver (2nd)	1/21/91

### MOST DEFENSIVE REBOUNDS

Season:	2,645	2003-04	
Game:	50	vs. Indiana	3/9/11
Half:	28	@ Phoenix (1st)	4/1/05;
		vs. Indiana (1st)	3/9/11

### MOST ASSISTS

Season:	2,205	1999-2000	
Game:	43	vs. Chicago	4/13/03
Half:	25	vs. Chicago (2nd)	4/13/03
Quarter:	15	Most recently: vs. Chicago (3rd)	4/13/03
Overtime:	6	vs. Atlanta	4/4/00

### MOST BLOCKED SHOTS

Season:	557	1996-97	
Game:	16	vs. Philadelphia	12/13/91
Half:	11	vs. Sacramento (1st)	2/7/01
Quarter:	8	vs. Sacramento (1st)	2/7/01
Overtime:	4	@ Denver	2/20/12

### MOST STEALS

Season:	789	1989-90	
Game:	17	Most recently: vs. Atlanta	3/26/14
Half:	13	vs. New Jersey (2nd)	10/28/09
Quarter:	8	Most recently: vs. Indiana (3rd)	12/26/15
Overtime:	3	Most recently: vs. Utah (2nd)	4/16/14

### MOST PERSONAL FOULS

Season:	2,074	1994-95	
Game:	37	@ Utah	11/24/97 (OT)
	36	vs. San Antonio	3/24/95;
		@ Utah	3/2/02
Half:	25	@ Phoenix (2nd)	3/14/00
Quarter:	18	@ Cleveland (4th)	12/30/96
Overtime:	8	@ Atlanta	12/28/91;
		@ Utah	11/24/97

### MOST DISQUALIFICATIONS (6 FOULS)

Season:	35	1990-91	
Game:	4	@ Detroit	1/8/00

### MOST TURNOVERS

Season:	1,478	1993-94	
Game:	29	@ New Jersey	11/4/02;
		@ Memphis	10/30/10
Half:	19	@ Vancouver (2nd)	4/3/96
Quarter:	11	Most recently: @ Utah (3rd)	1/28/11
Overtime:	5	@ New Jersey	3/20/91



## WOLVES TEAM LOWS

### FEWEST POINTS

Season:	7,522	2005-06	
Game:	61	@ New Jersey	10/31/03
1st Half:	26	@ Houston	1/17/04
2nd Half:	21	vs. Golden State	12/11/99
1st Quarter:	8	Most recently: vs. Phoenix	4/11/09
2nd Quarter:	8	Most recently: vs. Memphis	12/29/08
3rd Quarter:	7	vs. Golden State	12/11/99
4th Quarter:	7	vs. L.A. Lakers	12/20/06
Overtime:	2	vs. Sacramento	12/23/92;
		vs. Denver (2nd)	1/3/95

### FEWEST FIELD GOALS MADE

Season:	2,792	1994-95	
Game:	22	vs. Atlanta	4/12/97
Half:	7	vs. Philadelphia (2nd)	2/20/13
Quarter:	1	Most recently: vs. L.A. Clippers (4th)	3/2/15
Overtime:	1	Most recently: @ Orlando	11/7/14

### FEWEST FIELD GOALS ATTEMPTED

Season:	6,219	1994-95	
Game:	59	@ Utah	12/1/94
Half:	24	vs. Utah (2nd)	4/12/04
Quarter:	9	vs. Utah (4th)	4/12/04
Overtime:	4	Most recently: vs. Memphis	12/29/08

### LOWEST FIELD-GOAL PERCENTAGE

Season:	.425	(1,838-4,327) 1998-99	
Game:	.293	(24-82) vs. Miami	12/7/13
Half:	.190	(8-42) vs. Atlanta (2nd)	2/25/96
Quarter:	.063	(1-16) vs. Memphis (2nd)	12/29/08
Overtime:	.100	(1-10) vs. Washington	11/13/91

### FEWEST THREE-POINT FIELD GOALS MADE

Season:	73	1989-90	
Game:	0	Most recently: @ Houston	1/11/08

### FEWEST THREE-POINT FIELD GOALS ATTEMPTED

Season:	294	1989-90	
Game:	0	Most recently: @ Dallas	1/12/94

### LOWEST THREE-POINT FIELD-GOAL PERCENTAGE

Season:	.248	(73-294) 1989-90	
Game:	.000	Most attempted without a make: 12, vs. Indiana	2/17/95

### FEWEST FREE THROWS MADE

Season:	1,246	2007-08	
Game:	2	vs. Portland	2/7/96;
		vs. Phoenix	2/2/05
Half:	0	Most recently: @ Orlando (2nd)	12/17/12

### FEWEST FREE THROWS ATTEMPTED

Season:	1,693	2007-08	
Game:	5	vs. Portland	2/7/96;
		vs. Phoenix	2/2/05
Half:	0	Most recently: @ Orlando (2nd)	12/17/12

### LOWEST FREE-THROW PERCENTAGE

Season:	.735	(1,531-2,082) 1990-91	
Game:	.308	(4-13) vs. Houston	11/25/90

### FEWEST REBOUNDS

Season:	2,973	1994-95	
Game:	22	Most recently: @ L.A. Lakers	12/2/05
Half:	8	Most recently: @ L.A. Lakers (1st)	12/2/05

### FEWEST OFFENSIVE REBOUNDS

Season:	811	2005-06	
Game:	3	Most recently: vs. Orlando	4/3/15
Half:	0	Most recently: vs. San Antonio (2nd)	3/8/16

### FEWEST DEFENSIVE REBOUNDS

Season:	2,053	1989-90	
Game:	15	Most recently: vs. Cleveland	12/15/95
Half:	4	Most recently: @ L.A. Lakers (1st)	12/2/05

### FEWEST ASSISTS

Season:	1,290	2011-12	
Game:	6	@ L.A. Clippers	12/10/96
Half:	1	@ Portland (2nd)	4/4/95
Quarter:	0	Most recently: vs. Philadelphia (2nd)	2/19/12

### FEWEST BLOCKED SHOTS

Season:	296	2013-14	
Game:	0	Most recently: @ Indiana	11/13/15

### FEWEST STEALS

Season:	460	2004-05	
Game:	0	@ San Antonio	3/18/04;
		vs. Boston	2/6/05;
		vs. New Orleans	2/8/16

### FEWEST PERSONAL FOULS

Season:	1,504	2013-14	
Game:	9	@ Dallas	11/30/13
Half:	2	@ San Antonio (1st)	12/13/06
Quarter:	0	Most recently: vs. Chicago (1st)	2/6/16

### FEWEST TURNOVERS

Season:	1,043	2003-04	
Game:	4	Most recently: vs. L.A. Lakers	1/29/12
Half:	0	@ Portland (1st)	2/27/05





## WOLVES ROOKIE RECORDS

### MOST POINTS

Season: 1,503 Karl-Anthony Towns  
Game: 37 Zach LaVine  
2015-16  
@ Golden State, 4/11/15

### MOST FIELD GOALS MADE

Season: 625 Karl-Anthony Towns  
Game: 15 Isaiah Rider  
2015-16  
@ L.A. Clippers, 12/17/93

### MOST FIELD GOALS ATTEMPTED

Season: 1,153 Karl-Anthony Towns  
Game: 27 Isaiah Rider  
2015-16  
vs. L.A. Lakers, 3/13/94

### HIGHEST FIELD-GOAL PERCENTAGE

Season: .542 (625-1,153) Karl-Anthony Towns  
2015-16

### MOST THREE-POINT FIELD GOALS MADE

Season: 103 Wes Johnson  
Game: 6 Stephon Marbury  
Wes Johnson  
Zach LaVine  
2010-11  
vs. New Jersey, 4/2/97;  
vs. New Orleans, 12/27/10;  
@ Golden State, 4/11/15

### MOST THREE-POINT FIELD GOALS ATTEMPTED

Season: 289 Wes Johnson  
Game: 12 Rashad McCants  
2010-11  
@ Toronto, 3/24/06

### MOST FREE THROWS MADE

Season: 462 Christian Laettner  
Game: 18 Christian Laettner  
1992-93  
vs. Sacramento, 2/18/93

### MOST FREE THROWS ATTEMPTED

Season: 553 Christian Laettner  
Game: 20 Christian Laettner  
1992-93  
vs. Sacramento, 2/18/93

### HIGHEST FREE-THROW PERCENTAGE

Season: .854 (164-192) Randy Foye  
2006-07

### MOST REBOUNDS

Season: 857 Karl-Anthony Towns  
Game: 21 Gorgui Dieng  
Karl-Anthony Towns  
2015-16  
@ Houston, 3/20/14;  
vs. Dallas, 4/3/16

### MOST OFFENSIVE REBOUNDS

Season: 274 Kevin Love  
Game: 11 Felton Spencer  
2008-09  
vs. L.A. Clippers, 12/11/90

### MOST DEFENSIVE REBOUNDS

Season: 629 Karl-Anthony Towns  
Game: 18 Karl-Anthony Towns  
2015-16  
vs. Dallas, 4/3/16

### MOST ASSISTS

Season: 554 Pooh Richardson  
Game: 17 Stephon Marbury  
1989-90  
vs. Milwaukee, 4/18/97

### MOST STEALS

Season: 133 Pooh Richardson  
Game: 6 Most recently: Ricky Rubio  
1989-90  
@ New Jersey, 2/3/12

### MOST PERSONAL FOULS

Season: 337 Felton Spencer  
1990-91

### MOST DISQUALIFICATIONS (6 FOULS)

Season: 14 Felton Spencer  
1990-91

### MOST TURNOVERS

Season: 275 Christian Laettner  
Game: 10 Christian Laettner  
1992-93  
@ Phoenix, 4/14/93

### MOST BLOCKED SHOTS

Season: 138 Karl-Anthony Towns  
Game: 7 Kevin Garnett  
Dean Garrett  
2015-16  
vs. Dallas, 2/5/96;  
vs. Boston, 3/16/97

### MOST MINUTES PLAYED

Season: 2,969 Andrew Wiggins  
Game (Reg.): 48 Most recently: Pooh Richardson  
Game (OT): 54 Wally Szczerbiak  
2014-15  
vs. Denver, 4/17/90  
@ Vancouver, 4/14/00 (2OT)

### MOST GAMES

Season: 82 Pooh Richardson  
Randy Foye  
Craig Smith  
Andrew Wiggins  
Karl-Anthony Towns  
1989-90;  
2006-07;  
2006-07;  
2014-15;  
2015-16

### MOST STARTS

Season: 82 Andrew Wiggins  
Karl-Anthony Towns  
2014-15;  
2015-16



## OPPONENT INDIVIDUAL RECORDS

### MOST POINTS

Season:	181	Karl Malone, Utah (5 games)
Game:	55	Tony Parker
	53	Shaquille O'Neal
Half:	36	Carmelo Anthony
Quarter:	33	Carmelo Anthony
Overtime:	11	Ray Allen

### MOST FIELD GOALS MADE

Season:	67	David Robinson, San Antonio (6 games)
		Hakeem Olajuwon, Houston (5 games)
Game:	22	Shaquille O'Neal
		Tony Parker

### MOST FIELD GOALS ATTEMPTED

Season:	118	Hakeem Olajuwon, Houston (5 games)
Game:	36	Tony Parker
	35	Allen Iverson
		Kobe Bryant

### HIGHEST FIELD-GOAL PERCENTAGE

Season:	.938	(15-16) Dikembe Mutombo, Atlanta (2 games)
Game:	1.000	(11-11) Dikembe Mutombo

### MOST THREE-POINT FIELD GOALS MADE

Season:	22	Manu Ginobili, San Antonio (4 games)
Game:	10	Joe Dumars
		Ty Lawson

### MOST THREE-POINT FIELD GOALS ATTEMPTED

Season:	45	George McCloud, Dallas (4 games)
Game:	18	Joe Dumars

### MOST FREE THROWS MADE

Season:	62	Karl Malone, Utah (5 games)
Game:	22	Kevin Martin

### MOST FREE THROWS ATTEMPTED

Season:	77	Karl Malone, Utah (5 games)
Game:	24	Karl Malone
		Kevin Martin

### HIGHEST FREE-THROW PERCENTAGE

Season:	1.000	(29-29) Kevin Durant, Oklahoma City (4 games)
Game:	1.000	(17-17) Grant Hill

### MOST REBOUNDS

Season:	94	Dennis Rodman, San Antonio (5 games)
Game:	29	Dennis Rodman
		Dikembe Mutombo

### MOST OFFENSIVE REBOUNDS

Season:	33	Dennis Rodman, San Antonio (5 games)
Game:	15	Jayson Williams

### MOST DEFENSIVE REBOUNDS

Season:	61	Dennis Rodman, San Antonio (5 games)
Game:	20	Dennis Rodman

1989-90  
vs. San Antonio, 11/5/08 (2OT)  
@ Orlando, 4/20/94  
@ Denver (2nd), 12/10/08  
@ Denver (3rd), 12/10/08  
@ Seattle, 11/4/05

1991-92;  
1993-94  
@ Orlando, 4/20/94;  
vs. San Antonio, 11/5/08 (2OT)

1993-94  
vs. San Antonio, 11/5/08 (2OT)  
@ Philadelphia, 1/9/00;  
@ L.A. Lakers, 3/18/07

1999-00  
@ Atlanta, 12/14/99

2007-08  
@ Detroit, 11/8/94;  
@ Denver, 4/9/11

1995-96  
@ Detroit, 11/8/94

1989-90  
@ Sacramento, 3/7/08

1989-90  
vs. Utah, 12/17/89;  
@ Sacramento, 3/7/08

2012-13  
vs. Orlando, 11/1/02

1993-94  
@ San Antonio, 11/9/93;  
@ Atlanta, 12/14/99

1993-94  
@ New Jersey, 1/9/97

1993-94  
vs. Detroit, 11/28/92

### MOST ASSISTS

Season:	78	John Stockton, Utah (5 games)
Game:	23	John Stockton

### MOST BLOCKED SHOTS

Season:	34	Dikembe Mutombo, Denver (6 games)
Game:	12	David Robinson
		@ San Antonio, 2/23/90

### MOST STEALS

Season:	21	John Stockton, Utah (5 games)
Game:	8	Most recently: Paul Millsap
		@ Utah, 3/15/12 (OT)

### MOST PERSONAL FOULS

Season:	24	Brian Williams, Denver (5 games)
		1994-95

### MOST DISQUALIFICATIONS (6 FOULS)

Season:	2	on 14 occasions
---------	---	-----------------

### MOST TURNOVERS

Season:	24	Karl Malone, Utah (5 games)
		Hakeem Olajuwon, Houston (6 games)
Game:	10	Jason Kidd
		@ Phoenix, 1/7/01

### MOST MINUTES PLAYED

Season:	258	Hakeem Olajuwon, Houston (6 games)
Game (Reg.):	48:00	Most recently: Charles Jenkins
Game (OT):	59:25	Aaron Brooks
		1992-93 vs. Golden State, 4/22/12 @ Houston, 1/13/10 (3OT)



## OPPONENT TEAM HIGHS

### MOST POINTS

Game:	152	@ Phoenix	3/16/10
1st Half:	80	@ New Orleans	11/14/14
2nd Half:	79	@ Denver	3/3/14
1st Quarter:	47	Oklahoma City @ Minnesota	4/15/15
2nd Quarter:	44	Phoenix @ Minnesota	1/27/93
3rd Quarter:	47	@ Seattle	2/22/95
4th Quarter:	45	@ Denver	3/3/14
Overtime:	19	@ Utah	11/24/97

### MOST FIELD GOALS MADE

Game:	60	@ Golden State	4/1/94;
		@ Oklahoma City	3/23/12 (2OT)

### MOST FIELD GOALS ATTEMPTED

Game:	115	Washington @ Minnesota	11/13/91 (OT)
	108	Dallas @ Minnesota	3/3/04

### HIGHEST FIELD-GOAL PERCENTAGE

Game:	.667	(46-69) @ Detroit	11/8/94;
		(56-84) @ New Orleans	11/14/14

### MOST THREE-POINT FIELD GOALS MADE

Game:	20	@ Houston	3/27/15
-------	----	-----------	---------

### MOST THREE-POINT FIELD GOALS ATTEMPTED

Game:	44	@ Houston	3/27/15
-------	----	-----------	---------

### HIGHEST THREE-POINT FIELD-GOAL PERCENTAGE

Game:	1.000	(6-6) Utah @ Minnesota	3/15/99
-------	-------	------------------------	---------

### MOST FREE THROWS MADE

Game:	51	Utah @ Minnesota	12/17/89
-------	----	------------------	----------

### MOST FREE THROWS ATTEMPTED

Game:	58	Utah @ Minnesota	12/17/89
-------	----	------------------	----------

### HIGHEST FREE-THROW PERCENTAGE

Game:	1.000	(22-22) @ Oklahoma City	2/22/13;
		(22-22) @ San Antonio	4/17/13

### MOST REBOUNDS

Game:	64	@ Golden State	12/19/92 (OT);
		@ San Antonio	2/6/99;
		@ Denver	2/5/00 (OT)

### MOST OFFENSIVE REBOUNDS

Game:	30	@ Dallas	3/22/96;
		@ Dallas	3/10/03

### MOST DEFENSIVE REBOUNDS

Game:	49	@ San Antonio	2/6/99
-------	----	---------------	--------

### MOST ASSISTS

Game:	45	@ Golden State	4/1/94
-------	----	----------------	--------

### MOST BLOCKED SHOTS

Game:	16	Philadelphia @ Minnesota	2/3/91 (2 OT);
		San Antonio @ Minnesota	12/11/91

### MOST STEALS

Game:	22	@ Golden State	11/9/09;
		@ Memphis	10/30/10

### MOST PERSONAL FOULS

Game:	39	@ Utah	11/24/97 (OT)
	37	@ Denver	3/3/14

### MOST DISQUALIFICATIONS (6 FOULS)

Game:	3	@ Denver	11/21/92;
		@ Cleveland	2/2/98;
		@ Denver	2/5/00 (OT)

### MOST TURNOVERS

Game:	29	@ Detroit	11/8/94;
		Denver @ Minnesota	1/3/95 (2OT)



## OPPONENT TEAM LOWS

### FEWEST POINTS

Game:	56	Toronto @ Minnesota	11/1/03
1st Half:	23	Utah @ Minnesota	1/18/14
2nd Half:	21	@ Indiana	12/23/06
1st Quarter:	8	Utah @ Minnesota	4/6/05
2nd Quarter:	6	Atlanta @ Minnesota	11/23/94
3rd Quarter:	7	@ Vancouver	2/19/97
4th Quarter:	8	@ Atlanta	3/1/94
Overtime:	0	@ Chicago	11/7/16

### FEWEST FIELD GOALS MADE

Game:	19	Toronto @ Minnesota	11/1/03
-------	----	---------------------	---------

### FEWEST FIELD GOALS ATTEMPTED

Game:	58	Utah @ Minnesota	12/17/89
-------	----	------------------	----------

### LOWEST FIELD-GOAL PERCENTAGE

Game:	.275	(19-69) Toronto @ Minnesota	11/1/03
-------	------	-----------------------------	---------

### LOWEST THREE-POINT FIELD-GOAL PERCENTAGE

Game:	.000	Most attempted without a make:	
		14, @ Golden State	4/9/04;
		14, @ L.A. Clippers	12/31/07

### FEWEST FREE THROWS MADE

Game:	1	New Jersey @ Minnesota	2/25/04
-------	---	------------------------	---------

### FEWEST FREE THROWS ATTEMPTED

Game:	4	@ Phoenix	3/20/07;
		Portland @ Minnesota	3/7/12

### LOWEST FREE-THROW PERCENTAGE

Game:	.200	(1-5) New Jersey @ Minnesota	2/25/04
-------	------	------------------------------	---------

### FEWEST REBOUNDS

Game:	23	Detroit @ Minnesota	12/28/90;
		Houston @ Minnesota	2/21/96

### FEWEST OFFENSIVE REBOUNDS

Game:	2	San Antonio @ Minnesota	1/27/12;
		Memphis @ Minnesota	2/6/15

### FEWEST DEFENSIVE REBOUNDS

Game:	12	L.A. Lakers @ Minnesota	3/28/14
-------	----	-------------------------	---------

### FEWEST ASSISTS

Game:	7	Indiana @ Minnesota	3/9/11;
		Brooklyn @ Minnesota	11/22/13

### FEWEST BLOCKED SHOTS

Game:	0	Most recently: New Orleans @ Minnesota	4/13/16
-------	---	--	---------

### FEWEST STEALS

Game:	0	Most recently: Oklahoma City @ Minnesota	1/27/16
-------	---	--	---------

### FEWEST PERSONAL FOULS

Game:	7	@ Dallas	12/30/08
-------	---	----------	----------

### FEWEST TURNOVERS

Game:	4	Most recently: New Orleans @ Minnesota	2/8/16
-------	---	--	--------





## TARGET CENTER RECORDS

### INDIVIDUAL RECORDS

#### MOST POINTS

Game:	55	Tony Parker, San Antonio	11/5/08 (2OT)
	51	Corey Brewer, Minnesota vs. Houston	4/11/14
Half:	34	Russell Westbrook, Oklahoma City (1st)	4/15/15
Quarter:	23	Baron Davis, L.A. Clippers (3rd)	1/29/10;
		Kevin Durant, Oklahoma City (4th)	1/4/14;
		Russell Westbrook, Oklahoma City (1st)	4/15/15
Overtime:	10	Randy Foye, Minnesota vs. Milwaukee	4/16/08

#### MOST FIELD GOALS MADE

Game:	22	Tony Parker, San Antonio	11/5/08 (2OT)
	19	Wally Szczerbiak, Minnesota vs. Chicago	4/13/03;
		Kevin Garnett, Minnesota vs. Phoenix	1/4/05;
		Corey Brewer, Minnesota vs. Houston	4/11/14

#### MOST FIELD GOALS ATTEMPTED

Game:	36	Tony Parker, San Antonio	11/5/08 (2OT)
	34	Michael Jordan, Washington	1/21/02;
		LeBron James, Cleveland	2/8/06

#### HIGHEST FIELD-GOAL PERCENTAGE

Game:	.923	(12-13) Hassan Whiteside, Miami	2/4/15
-------	------	---------------------------------	--------

#### MOST THREE-POINT FIELD GOALS MADE

Game:	9	Dan Majerle, Miami	1/11/00;
		Antoine Walker, Boston	11/9/02;
		Dorell Wright, Golden State	11/27/10

#### MOST THREE-POINT FIELD GOALS ATTEMPTED

Game:	17	Gary Payton, Seattle	12/23/99;
		Quentin Richardson, Phoenix	1/4/05

#### MOST FREE THROWS MADE

Game:	18	Christian Laettner, Minnesota vs. Sacramento	2/18/93;
		Kevin Love, Minnesota vs. Golden State	2/27/11

#### MOST FREE THROWS ATTEMPTED

Game:	23	Kevin Love, Minnesota vs. Golden State	2/27/11
-------	----	--	---------

#### HIGHEST FREE-THROW PERCENTAGE

Game:	1.000	(17-17) Grant Hill, Orlando	11/1/02
-------	-------	-----------------------------	---------

#### MOST REBOUNDS

Game:	31	Kevin Love, Minnesota vs. New York	11/12/10
-------	----	------------------------------------	----------

#### MOST OFFENSIVE REBOUNDS

Game:	13	Dikembe Mutombo, Denver	2/3/92
-------	----	-------------------------	--------

#### MOST DEFENSIVE REBOUNDS

Game:	23	Kevin Garnett, Minnesota vs. Orlando	1/12/05
-------	----	--------------------------------------	---------

### MOST ASSISTS

Game:	19	Rod Strickland, San Antonio	3/3/92
-------	----	-----------------------------	--------

### MOST BLOCKED SHOTS

Game:	10	Larry Sanders, Milwaukee	11/30/12
-------	----	--------------------------	----------

### MOST STEALS

Game:	7	Most recently: Ricky Rubio, Minnesota vs. Denver	2/12/14
-------	---	--	---------

### MOST TURNOVERS

Game:	10	Christian Laettner, Minnesota vs. Golden State	2/27/94
-------	----	--	---------

### MOST MINUTES PLAYED

Game (Reg.):	48:00	Most recently: J.J. Barea, Minnesota vs. Golden State	4/22/12
		Charles Jenkins, Golden State	4/22/12
Game (OT):	58	Sam Mitchell, Minnesota vs. Philadelphia	2/3/91 (2OT)



## TARGET CENTER RECORDS

### TEAM HIGHS

#### MOST POINTS

Game:	144	Minnesota vs. New Orleans	4/13/16
Half:	76	Oklahoma City (1st)	4/15/15
Quarter:	47	Oklahoma City (1st)	4/15/15
Overtime:	19	Most recently: Minnesota vs. Memphis	12/29/08

#### MOST FIELD GOALS MADE

Game:	56	Denver	4/26/12;
		Minnesota vs. New Orleans	4/13/16

#### MOST FIELD GOALS ATTEMPTED

Game:	115	Washington	11/13/91 (OT)
	112	Minnesota vs. Philadelphia	12/13/91

#### HIGHEST FIELD-GOAL PERCENTAGE

Game:	.684	(52-76) Minnesota vs. Brooklyn	3/5/16
-------	------	--------------------------------	--------

#### MOST THREE-POINT FIELD GOALS MADE

Game:	18	Minnesota vs. Cleveland	12/4/10;
		Golden State	11/12/15

#### MOST THREE-POINT FIELD GOALS ATTEMPTED

Game:	40	Portland	12/18/13;
		Dallas	4/3/16

#### MOST FREE THROWS MADE

Game:	43	Minnesota vs. Toronto	2/10/16
-------	----	-----------------------	---------

#### MOST FREE THROWS ATTEMPTED

Game:	55	San Antonio	3/24/95
-------	----	-------------	---------

#### HIGHEST FREE-THROW PERCENTAGE

Game:	1.000	(26-26) Minnesota vs. San Antonio	1/10/15
-------	-------	-----------------------------------	---------

#### MOST REBOUNDS

Game:	66	Minnesota vs. Indiana	3/9/11
-------	----	-----------------------	--------

#### MOST OFFENSIVE REBOUNDS

Game:	29	Denver	2/3/92;
		Dallas	3/22/95

#### MOST DEFENSIVE REBOUNDS

Game:	50	Minnesota vs. Indiana	3/9/11
-------	----	-----------------------	--------

#### MOST ASSISTS

Game:	43	Minnesota vs. Chicago	4/13/03
-------	----	-----------------------	---------

#### MOST BLOCKED SHOTS

Game:	16	Most recently: Minnesota vs. Philadelphia	12/13/91
-------	----	---	----------

#### MOST STEALS

Game:	20	Seattle	3/17/94
-------	----	---------	---------

#### MOST TURNOVERS

Game:	29	Denver	1/3/95 (2OT)
	28	Most recently: Phoenix	4/13/13

#### MOST PERSONAL FOULS

Game:	36	Minnesota vs. San Antonio	3/24/95
-------	----	---------------------------	---------

### TEAM LOWS

#### FEWEST POINTS

Game:	56	Toronto	11/1/03
Half:	21	Minnesota vs. Golden State (2nd)	12/11/99
Quarter:	6	Atlanta (2nd)	11/23/94
Overtime:	2	Most recently: L.A. Lakers (2nd)	3/6/07

#### FEWEST FIELD GOALS MADE

Game:	19	Toronto	11/1/03
-------	----	---------	---------

#### FEWEST FIELD GOALS ATTEMPTED

Game:	61	Houston	2/17/99
-------	----	---------	---------

#### LOWEST FIELD-GOAL PERCENTAGE

Game:	.275	(19-69) Toronto	11/1/03
-------	------	-----------------	---------

#### FEWEST FREE THROWS MADE

Game:	1	New Jersey	2/25/04
-------	---	------------	---------

#### FEWEST FREE THROWS ATTEMPTED

Game:	4	Portland	3/7/12
-------	---	----------	--------

#### LOWEST FREE-THROW PERCENTAGE

Game:	.200	(1-5) New Jersey	2/25/04
-------	------	------------------	---------

#### FEWEST REBOUNDS

Game:	22	Minnesota vs. New York	3/24/94
-------	----	------------------------	---------

#### FEWEST OFFENSIVE REBOUNDS

Game:	2	San Antonio	1/27/12;
		Memphis	2/6/15

#### FEWEST DEFENSIVE REBOUNDS

Game:	12	L.A. Lakers	3/28/14
-------	----	-------------	---------

#### FEWEST ASSISTS

Game:	7	Indiana	3/9/11;
		Brooklyn	11/22/13

#### FEWEST BLOCKED SHOTS

Game:	0	Most recently: New Orleans	4/13/16
-------	---	----------------------------	---------

#### FEWEST STEALS

Game:	0	Most recently: Minnesota vs. New Orleans	2/8/16
-------	---	--	--------

#### FEWEST TURNOVERS

Game:	4	Most recently: New Orleans	2/8/16
-------	---	----------------------------	--------

#### FEWEST PERSONAL FOULS

Game:	8	Houston	2/4/00;
		Portland	3/11/08



## TWO-TEAM RECORDS

### TWO-TEAM SINGLE-GAME HIGHS

#### MOST POINTS

Game:	289	Minnesota (140) @ Oklahoma City (149)	3/23/12 (2OT)
	266	Minnesota (114) @ Phoenix (152)	3/16/10
Half:	145	Minnesota (66) @ Denver (79), 2nd half	3/3/14
Quarter:	83	Minnesota (38) @ Denver (45), 3rd quarter	11/4/94
Overtime:	33	Minnesota (15) @ Dallas (18)	2/8/94:
		Toronto (14) @ Minnesota (19)	3/26/00

#### MOST FIELD GOALS MADE

Game:	109	Minnesota (49) @ Oklahoma City (60)	3/23/12 (2OT)
	105	Minnesota (53) @ L.A. Lakers (52)	3/20/92

#### MOST FIELD GOALS ATTEMPTED

Game:	218	Washington (115) @ Minnesota (103)	11/13/91 (OT)
	207	Minnesota (108) @ Denver (99)	1/21/91

#### HIGHEST FIELD-GOAL PERCENTAGE

Game:	.583 (105-180)	Minnesota (53-99, .535) @ L.A. Lakers (52-81, .642)	3/20/92
-------	----------------	---	---------

#### MOST THREE-POINT FIELD GOALS MADE

Game:	30	Minnesota (11) @ Denver (19)	4/9/11
-------	----	------------------------------	--------

#### MOST THREE-POINT FIELD GOALS ATTEMPTED

Game:	70	Minnesota (32) @ Denver (38)	4/9/11
-------	----	------------------------------	--------

#### MOST FREE THROWS MADE

Game:	91	Utah (51) @ Minnesota (40)	12/17/89
-------	----	----------------------------	----------

#### MOST FREE THROWS ATTEMPTED

Game:	107	Utah (58) @ Minnesota (49)	12/17/89
-------	-----	----------------------------	----------

#### HIGHEST FREE-THROW PERCENTAGE

Game:	.977 (43-44)	Minnesota (24-24, 1.000) @ Phoenix (19-20, .950)	4/5/03
-------	--------------	--	--------

#### MOST REBOUNDS

Game:	123	Minnesota (65) @ Houston (58)	1/13/10 (3OT)
	120	Minnesota (56) @ San Antonio (64)	2/6/99

#### MOST OFFENSIVE REBOUNDS

Game:	51	Washington (24) @ Minnesota (27)	11/13/91 (OT)
	48	Minnesota (18) @ Dallas (30)	3/22/96

#### MOST DEFENSIVE REBOUNDS

Game:	89	Indiana (39) @ Minnesota (50)	3/9/11
-------	----	-------------------------------	--------

#### MOST ASSISTS

Game:	75	Minnesota (37) @ L.A. Lakers (38)	3/20/92
-------	----	-----------------------------------	---------

#### MOST BLOCKED SHOTS

Game:	27	Philadelphia (11) @ Minnesota (16)	12/13/91
-------	----	------------------------------------	----------

#### MOST STEALS

Game:	31	Minnesota (9) @ Memphis (22)	10/30/10
-------	----	------------------------------	----------

#### MOST PERSONAL FOULS

Game:	76	Minnesota (37) @ Utah (39)	11/24/97 (OT)
	70	Minnesota (36) @ Utah (34)	3/2/02

### MOST DISQUALIFICATIONS (6 FOULS)

Game:	4	Minnesota (1) @ Denver (3)	11/21/92;
		Minnesota (4) @ Detroit (0)	1/8/00

### MOST TURNOVERS

Game:	53	Minnesota (24) @ Detroit (29)	11/8/94
-------	----	-------------------------------	---------

### TWO-TEAM SINGLE-GAME LOWS

#### FEWEST POINTS

Game:	129	Toronto (56) @ Minnesota (73)	11/1/03
Half:	56	Toronto (24) @ Minnesota (32), 2nd half	11/1/03
Quarter:	21	Denver (12) @ Minnesota (9), 4th quarter	1/6/16
Overtime:	8	Minnesota (4) @ Charlotte (4), 1st overtime	4/12/91

#### FEWEST FIELD GOALS MADE

Game:	45	Atlanta (23) @ Minnesota (22)	4/12/97
-------	----	-------------------------------	---------

#### FEWEST FIELD GOALS ATTEMPTED

Game:	127	Minnesota (65) @ Cleveland (62)	12/19/95
-------	-----	---------------------------------	----------

#### LOWEST FIELD-GOAL PERCENTAGE

Game:	.302 (45-149)	Atlanta (23-76, .303) @ Minnesota (22-73, .301)	4/12/97
-------	---------------	---	---------

#### FEWEST FREE THROWS MADE

Game:	11	Portland (5) @ Minnesota (6)	12/14/04;
		Phoenix (9) @ Minnesota (2)	2/2/05

#### FEWEST FREE THROWS ATTEMPTED

Game:	19	Seattle (9) @ Minnesota (10)	1/22/03
-------	----	------------------------------	---------

#### LOWEST FREE-THROW PERCENTAGE

Game:	.478 (11-23)	Phoenix (9-18, .500) @ Minnesota (2-5, .400)	2/2/05
-------	--------------	--	--------

#### FEWEST REBOUNDS

Game:	53	Minnesota (25) @ Utah (28)	12/1/94
-------	----	----------------------------	---------

#### FEWEST OFFENSIVE REBOUNDS

Game:	6	Utah (3) @ Minnesota (3)	4/15/13
-------	---	--------------------------	---------

#### FEWEST DEFENSIVE REBOUNDS

Game:	34	Minnesota (15) @ L.A. Lakers (19)	12/20/94
-------	----	-----------------------------------	----------

#### FEWEST ASSISTS

Game:	20	Minnesota (6) @ L.A. Clippers (14)	11/10/96
-------	----	------------------------------------	----------

#### FEWEST BLOCKED SHOTS

Game:	0	Dallas (0) @ Minnesota (0)	4/11/07
-------	---	----------------------------	---------

#### FEWEST STEALS

Game:	4	Most recently: Portland (2) @ Minnesota (2)	1/2/08
-------	---	---	--------

#### FEWEST PERSONAL FOULS

Game:	22	Minnesota (15) @ Dallas (7)	12/30/08
-------	----	-----------------------------	----------

#### FEWEST TURNOVERS

Game:	12	Houston (7) @ Minnesota (5)	2/4/05 (OT)
-------	----	-----------------------------	-------------



## WOLVES HONOR ROLL

### NBA MOST VALUABLE PLAYER (MAURICE PODOLOFF TROPHY)

2003-04 Kevin Garnett

### NBA ROOKIE OF THE YEAR (EDDIE GOTTLIEB TROPHY)

2015-16 Karl-Anthony Towns  
2014-15 Andrew Wiggins

### NBA MOST IMPROVED PLAYER

2010-11 Kevin Love

### J. WALTER KENNEDY CITIZENSHIP AWARD

2005-06 Kevin Garnett

### ALL-NBA TEAM

2013-14 Kevin Love (2nd)  
2011-12 Kevin Love (2nd)  
2006-07 Kevin Garnett (3rd)  
2004-05 Kevin Garnett (2nd)  
2003-04 Kevin Garnett (1st)  
Sam Cassell (2nd)  
2002-03 Kevin Garnett (1st)  
2001-02 Kevin Garnett (2nd)  
2000-01 Kevin Garnett (2nd)  
1999-00 Kevin Garnett (1st)  
1998-99 Kevin Garnett (3rd)

### ALL-ROOKIE TEAM

2015-16 Karl-Anthony Towns (1st)  
2014-15 Andrew Wiggins (1st)  
Zach LaVine (2nd)  
2013-14 Gorgui Dieng (2nd)  
2011-12 Ricky Rubio (1st)  
Derrick Williams (2nd)  
2010-11 Wes Johnson (2nd)  
2009-10 Jonny Flynn (2nd)  
2008-09 Kevin Love (2nd)  
2006-07 Randy Foye (1st)  
2006-07 Craig Smith (2nd)  
1999-00 Wally Szczerbiak (1st)  
1996-97 Stephon Marbury (1st)  
1995-96 Kevin Garnett (2nd)  
1993-94 Isaiah Rider (1st)  
1992-93 Christian Laettner (1st)  
1990-91 Felton Spencer (2nd)  
1989-90 Pooh Richardson (1st)

### ALL-DEFENSIVE TEAM

2006-07 Kevin Garnett (2nd)  
2005-06 Kevin Garnett (2nd)  
2004-05 Kevin Garnett (1st)  
2003-04 Kevin Garnett (1st)  
2002-03 Kevin Garnett (1st)  
2001-02 Kevin Garnett (1st)  
2000-01 Kevin Garnett (1st)  
1999-00 Kevin Garnett (1st)

### ALL-INTERVIEW TEAM

2003-04 Sam Cassell (2nd)  
Flip Saunders (2nd)  
2002-03 Kevin Garnett (2nd)  
2001-02 Kevin Garnett (1st)  
2000-01 Kevin Garnett (1st)  
1999-00 Kevin Garnett (2nd)

### ALL-STAR GAME (\*Starter)

2013-14 Kevin Love\*  
2011-12 Kevin Love  
2010-11 Kevin Love  
2006-07 Kevin Garnett\*  
2005-06 Kevin Garnett\*  
2004-05 Kevin Garnett\*  
2003-04 Kevin Garnett\*  
Sam Cassell  
Flip Saunders (Coach)  
2002-03 Kevin Garnett\* (MVP)  
2001-02 Kevin Garnett\*  
Wally Szczerbiak  
2000-01 Kevin Garnett\*  
1999-00 Kevin Garnett\*  
1997-98 Kevin Garnett\*  
1996-97 Kevin Garnett  
Tom Gugliotta

### PLAYER OF THE MONTH

2004-05 Kevin Garnett (March)  
2003-04 Kevin Garnett (April)  
2003-04 Kevin Garnett (February)  
2003-04 Kevin Garnett (January)  
2003-04 Kevin Garnett (December)  
2002-03 Kevin Garnett (April)  
2002-03 Kevin Garnett (February)  
2001-02 Kevin Garnett (February)  
1999-00 Kevin Garnett (January)

### ROOKIE OF THE MONTH

2015-16 Karl-Anthony Towns (April)  
2015-16 Karl-Anthony Towns (March)  
2015-16 Karl-Anthony Towns (February)  
2015-16 Karl-Anthony Towns (January)  
2015-16 Karl-Anthony Towns (December)  
2015-16 Karl-Anthony Towns (November)  
2014-15 Andrew Wiggins (February)  
2014-15 Andrew Wiggins (January)  
2014-15 Andrew Wiggins (December)  
2014-15 Andrew Wiggins (November)  
2013-14 Gorgui Dieng (March)  
2011-12 Ricky Rubio (January)  
2008-09 Kevin Love (March)  
2006-07 Randy Foye (December)  
1996-97 Stephon Marbury (January)

### COACH OF THE MONTH

2008-09 Kevin McHale (January)  
2003-04 Flip Saunders (April)  
2002-03 Flip Saunders (February)  
2000-01 Flip Saunders (January)  
1999-00 Flip Saunders (January)

### PLAYER OF THE WEEK

2015-16 Karl-Anthony Towns (Apr. 11)  
2014-15 Mo Williams (Jan. 19)  
2013-14 Kevin Love (Feb. 24)  
2013-14 Kevin Love (Nov. 4)  
2012-13 Nikola Pekovic (Apr. 8)  
2008-09 Al Jefferson (Jan. 5)  
2007-08 Al Jefferson (Jan. 28)  
2006-07 Kevin Garnett (Jan. 8)  
2005-06 Kevin Garnett (Jan. 16)  
2004-05 Kevin Garnett (Nov. 7)  
2003-04 Kevin Garnett (Feb. 1)  
2003-04 Kevin Garnett (Jan. 25)  
2003-04 Sam Cassell (Dec. 28)  
2003-04 Kevin Garnett (Dec. 21)  
2003-04 Kevin Garnett (Nov. 23)  
2002-03 Kevin Garnett (Nov. 24)  
2001-02 Kevin Garnett (Jan. 13)  
2001-02 Kevin Garnett (Nov. 18)  
2000-01 Kevin Garnett (Nov. 19)  
1999-00 Kevin Garnett (Mar. 26)  
1999-00 Kevin Garnett (Dec. 26)  
1999-00 Kevin Garnett (Nov. 14)  
1998-99 Kevin Garnett (Apr. 4)  
1998-99 Stephon Marbury (Feb. 21)





## WOLVES AMONG LEAGUE LEADERS

### 1989-90

Tony Campbell 14th scoring (23.2)  
Tyrone Corbin 6th steals (2.13)

### 1990-91

Tony Campbell 15th scoring (21.8)  
Pooh Richardson 7th assists (9.0)

### 1991-92

Pooh Richardson 7th assists (8.4)

### 1992-93

Micheal Williams 4th FT pct. (.907),  
6th assists (8.7),  
8th steals (2.17)

### 1993-94

Micheal Williams 10th assists (7.2)

### 1994-95

Isaiah Rider 19th scoring (20.4)

### 1995-96

Tom Gugliotta 10th steals (1.78)

### 1996-97

Kevin Garnett 9th blocks (2.12)  
Tom Gugliotta 16th scoring (20.6)  
Stephon Marbury 10th assists (7.8)

### 1997-98

Kevin Garnett 10th rebounds (9.6)  
Stephon Marbury 4th assists (8.6)

### 1998-99

Terrell Brandon 5th assists (8.6)  
Kevin Garnett 11th scoring (20.8),  
9th rebounds (10.4)

### 1999-00

Terrell Brandon 4th FT pct. (.899),  
5th assists (8.9),  
7th steals (1.89)

Kevin Garnett 10th scoring (22.9),  
4th rebounds (11.8)

Wally Szczerbiak 7th FG pct. (.511)

### 2000-01

Terrell Brandon 6th steals (2.06),  
10th assists (7.5),  
10th FT pct. (.871)  
Kevin Garnett 16th scoring (22.0),  
6th rebounds (11.4)  
Wally Szczerbiak 5th FG pct. (.510)

### 2001-02

Chauncey Billups 6th FT pct. (.885)  
Kevin Garnett 17th scoring (21.2),  
3rd rebounds (12.1)  
Wally Szczerbiak 4th 3FG pct. (.455)

### 2002-03

Kevin Garnett 9th scoring (23.0),  
2nd rebounds (13.4)  
Troy Hudson 4th FT pct. (.900)  
Rasho Nesterovic 5th FG pct. (.525)  
Anthony Peeler 8th 3FG pct. (.410)  
Wally Szczerbiak 5th 3FG pct. (.421)

### 2003-04

Sam Cassell 18th scoring (19.8),  
5th assists (7.3)  
Kevin Garnett 3rd scoring (24.2),  
1st rebounds (13.9)  
Fred Hoiberg 4th 3FG pct. (.442)

### 2004-05

Kevin Garnett 14th scoring (22.2),  
1st rebounds (13.5)  
Fred Hoiberg 1st 3FG pct. (.483)

### 2005-06

Kevin Garnett 16th scoring (21.8),  
1st rebounds (12.7),  
9th FG pct. (.526)  
Eddie Griffin 10th blocks (2.11)

### 2006-07

Kevin Garnett 14th scoring (22.4),  
1st rebounds (12.8)

### 2007-08

Al Jefferson 20th scoring (21.0),  
5th rebounds (11.1)

### 2008-09

Kevin Love 9th rebounds (9.1)

### 2010-11

Michael Beasley 20th scoring (19.2)  
Kevin Love 18th scoring (20.2),  
1st rebounds (15.2)  
Darko Milicic 5th blocks (2.03)  
Luke Ridnour 4th 3FG pct. (.440)

### 2011-12

Kevin Love 4th scoring (26.0),  
2nd rebounds (13.3),  
2nd minutes (39.0)  
Nikola Pekovic 3rd FG pct. (.564)  
Luke Ridnour 6th FT pct. (.891)  
Ricky Rubio 6th assists (8.2)

### 2012-13

Ricky Rubio 2nd steals (2.40),  
10th assists (7.3)

### 2013-14

Corey Brewer 7th steals (1.85)  
Kevin Love 3rd rebounds (12.5),  
4th scoring (26.1)  
Kevin Martin 4th FT pct. (.891)  
Ricky Rubio 2nd steals (2.32),  
4th assists (8.6)

### 2014-15

Kevin Martin 10th FT pct. (.881)  
Andrew Wiggins 4th minutes (36.2)

### 2015-16

Gorgui Dieng 10th FG pct. (.532)  
Ricky Rubio 2nd steals (2.13),  
5th assists (8.6)  
Karl-Anthony Towns 8th rebounds (10.5),  
8th FG pct. (.542),  
10th blocks (1.68)  
Andrew Wiggins 19th scoring (20.7)



## MISCELLANEOUS RECORDS

### WOLVES YEAR-BY-YEAR FINISH

YEAR	HEAD COACH	RECORD	DIV.	GB	CONF.	HOME	ROAD	ATTND.
1989-90	Bill Musselman	22-60	6th	34	13th	17-24	5-36	26,160
1990-91	Bill Musselman	29-53	5th	26	11th	21-20	8-33	19,011
1991-92	Jimmy Rodgers	15-67	6th	40	13th	9-32	6-35	18,757
1992-93	Rodgers/Lowe	19-63	5th	36	12th	11-30	8-33	18,405
1993-94	Sidney Lowe	20-62	5th	38	12th	13-28	7-34	17,888
1994-95	Bill Blair	21-61	6th	41	12th	13-28	8-33	14,720
1995-96	Blair/Saunders	26-56	5th	33	12th	17-24	9-32	14,285
1996-97	Flip Saunders	40-42	3rd	24	6th	25-16	15-26	17,018
1997-98	Flip Saunders	45-37	3rd	17	7th	26-15	19-22	18,014
1998-99	Flip Saunders	25-25	4th	12	8th	18-7	7-18	17,119
1999-00	Flip Saunders	50-32	3rd	5	6th	26-15	24-17	16,400
2000-01	Flip Saunders	47-35	4th	11	8th	30-11	17-24	17,497
2001-02	Flip Saunders	50-32	3rd	8	5th	29-12	21-20	17,846
2002-03	Flip Saunders	51-31	3rd	9	4th	33-8	18-23	15,700
2003-04	Flip Saunders	58-24	1st	—	1st	31-10	27-14	17,636
2004-05	Saunders/McHale	44-38	3rd	8	9th	24-17	20-21	17,181
2005-06	Dwane Casey	33-49	4th	11	14th	24-17	9-32	16,150
2006-07	Casey/Wittman	32-50	3rd	19	12th	20-21	12-29	15,999
2007-08	Randy Wittman	22-60	4th	32	13th	15-26	7-34	14,477
2008-09	Wittman/McHale	24-58	4th	30	11th	11-30	13-28	14,506
2009-10	Kurt Rambis	15-67	5th	38	15th	10-31	5-36	15,102
2010-11	Kurt Rambis	17-65	5th	38	15th	12-29	5-36	15,243
2011-12	Rick Adelman	26-40	5th	21	12th	13-20	13-20	17,491
2012-13	Rick Adelman	31-51	5th	29	12th	20-21	11-30	16,341
2013-14	Rick Adelman	40-42	3rd	19	10th	24-17	16-25	14,565
2014-15	Flip Saunders	16-66	5th	35	15th	9-32	7-34	14,528
2015-16	Sam Mitchell	29-53	5th	26	13th	14-27	15-26	14,175
<b>TOTALS</b>		<b>847-1319</b>				<b>515-568</b>	<b>332-751</b>	

### ALL-TIME WOLVES RECORD BY MONTH

YEAR	OCT/NOV	DECEMBER	JANUARY	FEBRUARY	MARCH	APR/MAY	OVERALL
1989-90	3-12	3-11	3-10	6-7	5-12	2-8	22-60
1990-91	5-10	3-9	6-8	4-10	4-11	7-5	29-53
1991-92	3-10	1-13	3-13	4-9	1-15	3-7	15-67
1992-93	4-7	1-12	3-11	5-8	5-13	1-12	19-63
1993-94	3-8	5-12	6-7	2-10	3-13	1-12	20-62
1994-95	1-13	5-7	4-12	4-9	5-11	2-9	21-61
1995-96	3-9	4-11	4-10	5-9	8-8	2-9	26-56
1996-97	7-8	5-10	9-6	8-3	6-10	5-5	40-42
1997-98	7-8	8-6	10-4	5-8	8-8	7-3	45-37
1998-99	—	—	—	8-5	9-8	8-12	25-25
1999-00	7-5	6-9	12-3	7-7	12-4	6-4	50-32
2000-01	8-7	9-7	12-4	5-6	8-6	5-5	47-35
2001-02	10-4	10-5	11-5	8-4	6-10	5-4	50-32
2002-03	9-8	8-6	10-6	12-1	7-8	5-2	51-31
2003-04	9-8	11-2	12-3	11-4	9-7	6-0	58-24
2004-05	8-5	8-6	8-9	4-9	10-5	6-4	44-38
2005-06	7-6	7-7	7-9	3-10	6-10	3-7	33-49
2006-07	6-8	7-7	9-8	4-8	4-11	2-8	32-50
2007-08	2-12	2-14	5-10	3-9	7-8	3-7	22-60
2008-09	4-11	2-14	10-4	2-11	3-14	3-4	24-58
2009-10	2-15	5-11	4-12	3-9	1-13	0-7	15-67
2010-11	4-13	4-12	3-11	3-10	3-12	0-7	17-65
2011-12	—	0-3	10-8	8-7	7-10	1-12	26-40
2012-13	7-8	7-5	3-12	3-10	6-11	5-5	31-51
2013-14	9-9	6-7	8-7	5-6	8-8	4-5	40-42
2014-15	4-11	1-14	3-14	5-6	3-13	0-8	16-66
2015-16	8-9	4-12	2-14	5-6	6-9	4-3	29-53
<b>TOTALS</b>	<b>140-224</b>	<b>132-232</b>	<b>177-220</b>	<b>142-201</b>	<b>160-268</b>	<b>96-174</b>	<b>847-1319</b>

### RECORDS AT ALL-STAR BREAK AND AT THE HALFWAY POINT

YEAR	ALL-STAR GAME	RECORD BEFORE	RECORD AFTER	FIRST 41 GAMES	LAST 41 GAMES	OVERALL RECORD
1989-90	Feb. 11	10-36	12-24	8-33	14-27	22-60
1990-91	Feb. 10	16-29	13-24	14-27	15-26	29-53
1991-92	Feb. 9	8-38	7-29	7-34	8-33	15-67
1992-93	Feb. 21	12-35	7-28	10-31	9-32	19-63
1993-94	Feb. 13	14-32	6-30	14-27	6-35	20-62
1994-95	Feb. 12	11-36	10-25	10-31	11-30	21-61
1995-96	Feb. 11	13-32	13-24	11-30	15-26	26-56
1996-97	Feb. 9	23-25	17-17	19-22	21-20	40-42
1997-98	Feb. 8	26-20	19-17	24-17	21-20	45-37
1998-99	None	-	-	14-11	11-14	25-25
1999-00	Feb. 13	27-20	23-12	24-17	26-15	50-32
2000-01	Feb. 11	32-18	15-17	23-18	24-17	47-35
2001-02	Feb. 10	33-16	17-16	30-11	20-21	50-32
2002-03	Feb. 9	29-20	22-11	23-18	28-13	51-31
2003-04	Feb. 15	37-15	21-9	29-12	29-12	58-24
2004-05	Feb. 20	27-27	17-11	22-19	22-19	44-38
2005-06	Feb. 19	23-29	10-20	20-21	13-28	33-49
2006-07	Feb. 18	25-27	7-23	20-21	12-29	32-50
2007-08	Feb. 17	10-41	12-19	7-34	15-26	22-60
2008-09	Feb. 15	17-34	7-24	14-27	10-31	24-58
2009-10	Feb. 14	13-40	2-27	8-33	7-34	15-67
2010-11	Feb. 20	13-43	4-22	10-31	7-34	17-65
2011-12	Feb. 26	17-17	9-23	16-17	10-23	26-40
2012-13	Feb. 17	19-31	12-20	17-24	14-27	31-51
2013-14	Feb. 16	25-28	15-14	20-21	20-21	40-42
2014-15	Feb. 15	11-42	5-24	7-34	9-32	16-66
2015-16	Feb. 14	17-37	12-16	12-29	17-24	29-53

### ALL-TIME WOLVES RECORD BY DIVISION/CONFERENCE

YEAR	ATLANTIC	CENTRAL	EAST	MIDWEST	PACIFIC	WEST	OVERALL		
1989-90	6-6	4-10	10-16	6-22	6-22	12-44	22-60		
1990-91	7-5	5-9	12-14	9-19	8-20	17-39	29-53		
1991-92	2-12	2-12	4-24	9-17	2-26	11-43	15-67		
1992-93	2-12	3-11	5-23	10-16	4-24	14-40	19-63		
1993-94	5-9	2-12	7-21	5-21	8-20	13-41	20-62		
1994-95	5-9	4-10	9-19	4-22	8-20	12-42	21-61		
1995-96	3-11	6-10	9-21	10-14	7-21	17-35	26-56		
1996-97	9-5	3-13	12-18	16-8	12-16	28-24	40-42		
1997-98	7-7	8-8	15-15	14-10	16-12	30-22	45-37		
1998-99	2-1	1-2	3-3	11-9	11-13	22-22	25-25		
1999-00	6-8	12-4	18-12	18-6	14-14	32-20	50-32		
2000-01	6-8	14-2	20-10	11-13	16-12	27-25	47-35		
2001-02	10-4	11-5	21-9	15-9	14-14	29-23	50-32		
2002-03	7-7	11-5	18-12	15-9	18-10	33-19	51-31		
2003-04	10-4	14-2	24-6	14-10	20-8	34-18	58-24		
	ATL	CENT	SE	EAST	NW	SW	PAC	WEST	OVERALL
2004-05	6-4	3-7	5-5	14-16	10-6	10-8	10-8	30-22	44-38
2005-06	4-6	4-6	5-5	13-17	6-10	5-13	9-9	20-32	33-49
2006-07	6-4	5-5	3-7	14-16	6-10	5-13	7-11	18-34	32-50
2007-08	3-7	3-7	2-8	8-22	3-13	3-15	8-10	14-38	22-60
2008-09	3-7	6-4	2-8	11-19	3-13	4-14	6-12	13-39	24-58
2009-10	4-6	1-9	2-8	7-23	3-13	2-16	3-15	8-44	15-67
2010-11	3-7	6-4	1-9	10-20	1-15	3-15	3-15	7-45	17-65
2011-12	2-3	2-5	3-3	7-11	4-9	8-9	7-11	19-29	26-40
2012-13	4-6	7-3	3-7	14-16	8-10	5-13	4-12	17-35	31-51
2013-14	5-5	7-3	5-5	17-13	7-9	9-9	7-11	23-29	40-42
2014-15	4-6	3-7	2-8	9-21	4-12	1-17	2-16	7-45	16-66
2015-16	5-5	2-8	4-6	11-19	4-12	4-14	10-8	18-34	29-53



## MISCELLANEOUS RECORDS

### ALL-TIME HOME OPENER RESULTS (18-9)

DATE	SCORE	SITE	ATTENDANCE
11/8/89	Chicago 96, Minnesota 84	Metrodome	35,427
11/2/90	Minnesota 98, Dallas 85	Target Center	19,006
11/1/91	Utah 112, Minnesota 97	Target Center	19,006
11/7/92	Golden State 121, Minnesota 119 (OT)	Target Center	19,006
11/6/93	Utah 105, Minnesota 95	Target Center	18,827
11/5/94	Houston 115, Minnesota 85	Target Center	16,578
11/7/95	Minnesota 93, L.A. Lakers 92	Target Center	14,756
11/1/96	Minnesota 82, San Antonio 78	Target Center	18,109
10/31/97	Minnesota 129, Golden State 113	Target Center	16,784
2/9/99	Minnesota 74, San Antonio 70	Target Center	16,422
11/11/99	Minnesota 93, New York 90	Target Center	18,397
11/4/00	Minnesota 99, Sacramento 91	Target Center	19,006
10/30/01	Minnesota 83, Philadelphia 74	Target Center	18,697
10/30/02	Minnesota 83, Denver 77	Target Center	16,113
10/29/03	Minnesota 95, Milwaukee 89	Target Center	17,784
11/3/04	Minnesota 99, New York 93	Target Center	17,295
11/2/05	Minnesota 90, Portland 86	Target Center	16,799
11/1/06	Minnesota 92, Sacramento 83	Target Center	19,356
11/2/07	Denver 99, Minnesota 91	Target Center	19,443
10/29/08	Minnesota 98, Sacramento 96	Target Center	17,820
10/28/09	Minnesota 95, New Jersey 93	Target Center	18,358
10/27/10	Sacramento 117, Minnesota 116	Target Center	17,067
12/26/11	Oklahoma City 104, Minnesota 100	Target Center	19,406
11/2/12	Minnesota 92, Sacramento 80	Target Center	19,356
10/30/13	Minnesota 120, Orlando 115 (OT)	Target Center	17,988
10/30/14	Minnesota 97, Detroit 91	Target Center	18,296
11/2/15	Portland 106, Minnesota 101	Target Center	18,903

### ALL-TIME OPENING GAME RESULTS (16-11)

DATE	SCORE	SITE	ATTENDANCE
11/3/89	Seattle 106, Minnesota 94	Seattle Coliseum	13,805
11/2/90	Minnesota 98, Dallas 85	Target Center	19,006
11/1/91	Utah 112, Minnesota 97	Target Center	19,006
11/6/92	Boston 113, Minnesota 92	Boston Garden	14,890
11/5/93	Detroit 104, Minnesota 99	The Palace	21,454
11/4/94	Denver 130, Minnesota 108	McNichols Arena	17,171
11/3/95	Sacramento 95, Minnesota 86	ARCO Arena	17,319
11/1/96	Minnesota 82, San Antonio 78	Target Center	18,109
10/31/97	Minnesota 129, Golden State 113	Target Center	16,784
2/5/99	Minnesota 110, Denver 92	McNichols Arena	17,171
11/5/99	Sacramento 100, Minnesota 95	Tokyo Dome	32,623
10/31/00	Minnesota 106, Houston 98	Compaq Center	11,327
10/30/01	Minnesota 83, Philadelphia 74	Target Center	18,697
10/30/02	Minnesota 83, Denver 77	Target Center	16,113
10/29/03	Minnesota 95, Milwaukee 89	Target Center	17,784
11/3/04	Minnesota 99, New York 93	Target Center	17,295
11/2/05	Minnesota 90, Portland 86	Target Center	16,799
11/1/06	Minnesota 92, Sacramento 83	Target Center	19,356
11/2/07	Denver 99, Minnesota 91	Target Center	19,443
10/29/08	Minnesota 98, Sacramento 96	Target Center	17,820
10/28/09	Minnesota 95, New Jersey 93	Target Center	18,358
10/27/10	Sacramento 117, Minnesota 116	Target Center	17,067
12/26/11	Oklahoma City 104, Minnesota 100	Target Center	19,406
11/2/12	Minnesota 92, Sacramento 80	Target Center	19,356
10/30/13	Minnesota 120, Orlando 115 (OT)	Target Center	17,988
10/29/14	Memphis 105, Minnesota 101	FedExForum	17,731
10/28/15	Minnesota 112, L.A. Lakers 111	Staples Center	18,997

### GAMES WITH LARGEST MARGINS

#### BIGGEST WINS

MARGIN	OPPONENT	SCORE	DATE	SITE
53	Chicago	127-74	11/8/01	Target Center
42	Oklahoma City	129-87	1/7/09	Target Center
39	Golden State	122-83	2/23/01	Target Center
36	L.A. Lakers	143-107	3/28/14	Target Center
35	Philadelphia	119-84	12/8/04	Wachovia Center
35	Washington	109-74	12/26/04	Target Center
35	New Orleans	144-109	4/13/16	Target Center
34	Cleveland	129-95	12/4/10	Target Center
32	Dallas	103-71	1/2/93	Target Center
32	Houston	122-90	3/30/00	Target Center
32	Toronto	112-80	3/19/02	Target Center
31	Vancouver	113-82	11/27/99	Target Center
31	L.A. Clippers	95-64	1/15/03	Staples Center
31	Phoenix	117-86	3/22/13	US Airways Center
31	Philadelphia	126-95	1/6/14	Wells Fargo Center
30	Brooklyn	111-81	11/22/13	Target Center
30	Phoenix	117-87	1/17/16	Target Center

#### BIGGEST ROAD WINS

MARGIN	OPPONENT	SCORE	DATE	SITE
35	Philadelphia	119-84	12/8/04	Wachovia Center
31	L.A. Clippers	95-64	1/15/03	Staples Center
31	Phoenix	117-86	3/22/13	US Airways Center
31	Philadelphia	126-95	1/6/14	Wells Fargo Center
29	Golden State	113-84	3/11/98	New Arena in Oakland
29	Orlando	100-71	11/7/03	TD Waterhouse Centre

#### BIGGEST LOSSES

MARGIN	OPPONENT	SCORE	DATE	SITE
48	New Orleans	91-139	11/14/14	Smoothie King Center
42	Orlando	86-128	11/3/10	Amway Center
41	Miami	72-113	3/5/96	Miami Arena
41	Golden State	105-146	11/9/09	Oracle Arena
39	Indiana	75-114	4/16/95	Market Square Arena
38	Philadelphia	71-109	11/25/94	Target Center
38	San Antonio	84-122	12/30/95	Alamodome
38	Phoenix	114-152	3/16/10	US Airways Center
37	Seattle	87-124	12/5/92	Seattle Center Coliseum
37	Golden State	109-146	4/1/94	Oakland Coliseum
37	Seattle	93-130	2/14/96	KeyArena
35	Utah	80-115	1/30/95	Delta Center

#### BIGGEST HOME LOSSES

MARGIN	OPPONENT	SCORE	DATE	SITE
38	Philadelphia	71-109	11/25/94	Target Center
32	Indiana	78-110	2/17/95	Target Center
32	New Orleans	90-122	4/9/08	Target Center
32	Sacramento	95-127	3/20/11	Target Center
30	Houston	85-115	11/5/94	Target Center



## MISCELLANEOUS RECORDS

### ALL-TIME COMEBACKS

DEFICIT	SCORE/TIME
25	16-41 10:14, 2nd
24	55-79 6:02, 3rd
24	50-74 5:53, 3rd
22	49-71 9:36, 3rd
21	24-45 10:09, 2nd
21	57-78 9:02, 3rd
20	44-64 5:29, 3rd
20	16-36 0:26, 1st
20	33-53 4:40, 2nd
20	31-51 3:04, 2nd

VS./@ OPPONENT	FINAL SCORE	DATE
vs. Charlotte	105-101	3/1/96
@ Houston	124-122 (OT)	2/17/92
@ Dallas	113-110 (OT)	1/17/98
@ Brooklyn	107-96	11/5/12
vs. Indiana	131-118	12/21/07
vs. New York	112-103	11/12/10
@ Seattle	100-96 (OT)	3/15/91
@ Washington	89-87	4/21/91
@ Charlotte	102-96	1/1/07
vs. Philadelphia	108-103 (OT)	1/18/10

### LONGEST WINNING STREAKS

11	1/17/01-2/7/01
10	3/26/04-11/3/04
9	12/30/01-1/15/02
7	1/9/98-1/21/98
7	2/19/03-3/2/03

### LONGEST LOSING STREAKS

18	3/13/11-12/30/11
16	2/29/92-3/29/92
16	4/8/94-11/12/94
16	2/24/10-3/28/10
15	10/30/09-11/27/09
15	12/12/14-1/10/15

### LONGEST HOME WINNING STREAKS

17	1/8/03-3/2/03
14	12/16/03-2/6/04
12	3/20/98-2/22/99
10	2/23/01-4/6/01
9	12/21/01-1/26/02

### LONGEST HOME LOSING STREAKS

14	4/9/94-12/14/94
14	3/16/15-11/20/15
11	1/28/09-3/9/09
10	3/27/07-11/6/07
10	2/10/10-3/28/10
10	12/12/14-1/23/15

### LEADS THAT GOT AWAY

LEAD	SCORE/TIME
29	70-41 10:26, 3rd
25	88-63 5:56, 3rd
22	80-58 5:43, 3rd
22	51-29 9:19, 2nd
21	75-54 4:29, 3rd
21	46-25 9:11, 2nd
21	63-42 0:24, 2nd
21	43-22 6:50, 2nd
21	64-43 9:00, 3rd
21	55-34 0:58, 2nd
20	36-16 0:46, 1st
20	43-23 9:04, 2nd
20	49-29 1:53, 2nd
20	59-39 11:41, 3rd

VS./@ OPPONENT	FINAL SCORE	DATE
@ Dallas	100-107	12/30/08
vs. Seattle	106-114	3/27/07
vs. Dallas	103-107	12/18/01
vs. Phoenix	120-127	3/23/14
vs. Portland	102-107	11/15/91
vs. Phoenix	116-117 (OT)	1/27/93
vs. Atlanta	87-94	11/24/07
vs. Detroit	90-94	4/1/08
vs. San Antonio	109-113 (OT)	11/24/10
vs. Golden State	88-93	4/22/12
@ Orlando	86-90	11/21/96
vs. Golden State	76-104	12/11/99
vs. Golden State	94-97	4/4/12
@ Houston	100-108	3/15/13

### LONGEST ROAD WINNING STREAKS

6	1/8/00-1/25/00
6	12/3/03-12/23/03
5	2/25/00-3/11/00
5	1/17/01-2/3/01
5	3/26/04-4/14/04
5	11/28/04-12/8/04
5	11/26/05-12/7/05

### LONGEST ROAD LOSING STREAKS

22	12/9/89-3/23/90
17	2/24/10-11/9/10
16	11/28/07-1/19/08
14	1/17/94-3/8/94
14	2/21/06-4/11/06

### YEARLY STATISTICAL RANKINGS

YEAR	PTS		FG%		FT%	REB	AST	STL	TO	BLK
	OFF	DEF	OFF	DEF						
1989-90	27	2	26	18	19	21	24	6	2	22
1990-91	26	9	25	23	23	17	21	13	1	11
1991-92	23	19	22	23	20	26	14	24	4	7
1992-93	27	15	18	24	2	25	18	18	24	11
1993-94	26	16	19	17	2	16	17	26	27	12
1994-95	26	17	21	19	3	27	21	24	25	14
1995-96	19	23	18	18	1	19	14	13	26	7
1996-97	17	17	13	13	9	24	9	24	9	2
1997-98	2	25	8	15	15	18	3	22	1	13
1998-99	11	16	23	16	9	15	2	13	1	10
1999-00	13	11	2	10	7	8	1	17	4	11
2000-01	7	14	6	22	4	15	2	6	4	10
2001-02	5	16	5	14	2	1	2	28	4	16
2002-03	7	18	2	10	10	9	2	29	6	15
2003-04	10	7	2	4	5	9	6	26	2	7
2004-05	16	9	4	7	1	9	4	30	2	10
2005-06	28	8	11	9	11	24	12	19	17	5
2006-07	20	19	13	16	3	20	7	28	21	24
2007-08	26	21	18	27	21	13	26	12	17	29
2008-09	21	22	29	26	15	3	17	28	17	28
2009-10	20	29	25	25	22	19	24	13	30	28
2010-11	10	30	27	23	13	3	25	17	30	10
2011-12	10	25	27	22	10	15	24	26	21	24
2012-13	20	15	24	24	21	10	16	5	20	19
2013-14	3	26	23	29	9	10	5	3	8	30
2014-15	23	30	24	30	6	24	16	9	23	27
2015-16	15	23	7	28	4	21	8	14	23	19

### TOP SCORING GAMES OFF THE BENCH

PTS	PLAYER	OPPONENT	DATE
35	Zach LaVine	Oklahoma City	1/27/16
35	Shabazz Muhammad	@ Golden State	4/5/16 (OT)
34	Wally Szczerbiak	@ Seattle	1/21/05
34	Rashad McCants	Denver	1/4/08
34	Michael Beasley	@ Houston	1/30/12
32	Gerald Glass	@ L.A. Lakers	12/23/90
30	Isaiah Rider	vs. Miami	3/3/96

### TOP SCORING GAMES OFF THE BENCH VS. MINNESOTA

PTS	PLAYER	TEAM	DATE
41	Todd Day	@ Boston	12/22/95
34	Danny Ainge	Phoenix	1/7/94
33	Cuttino Mobley	@ Houston	10/31/00
31	Clifford Robinson	Portland	12/8/93
31	Johnny Newman	@ Denver	11/28/97
31	Ben Gordon	@ Chicago	12/11/04
31	Manu Ginobili	San Antonio	11/30/07
31	Al Harrington	@ Denver	2/20/12 (OT)





## MISCELLANEOUS RECORDS

### ALL-TIME OVERTIME RECORD

YEAR	GAMES	HOME W-L	ROAD W-L	TOTAL W-L
1989-90	7	1-3	0-3	1-6
1990-91	7	1-0	2-4	3-4
1991-92	5	0-2	2-1	2-3
1992-93	6	0-4	0-2	0-6
1993-94	2	0-1	0-1	0-2
1994-95	3	1-1	0-1	1-2
1995-96	4	0-1	0-3	0-4
1996-97	3	1-0	1-1	2-1
1997-98	9	3-2	2-2	5-4
1998-99	1	0-0	0-1	0-1
1999-00	8	4-1	3-0	7-1
2000-01	6	3-0	1-2	4-2
2001-02	4	0-0	2-2	2-2
2002-03	5	2-1	1-1	3-2
2003-04	3	0-1	2-0	2-1
2004-05	3	0-1	1-1	1-2
2005-06	6	1-2	0-3	1-5
2006-07	10	4-1	2-3	6-4
2007-08	2	1-1	0-0	1-1
2008-09	4	2-1	0-1	2-2
2009-10	2	1-0	0-1	1-1
2010-11	4	0-3	0-1	0-4
2011-12	3	0-0	0-3	0-3
2012-13	2	1-0	0-1	1-1
2013-14	5	1-1	2-1	3-2
2014-15	5	0-2	2-1	2-3
2015-16	7	1-0	3-3	4-3
<b>TOTALS</b>	<b>126</b>	<b>28-29</b>	<b>26-43</b>	<b>54-72</b>

### OVERTIME SUMMARY

DATE	SITE	W/L	MIN-OPP
<b>ATLANTA (1-3)</b>			
1/5/91	The Omni	L	112-117
12/28/91	The Omni	L	122-125
12/13/94	The Omni	L	83-85
4/4/00	Target Center	W	86-76
<b>BOSTON (1-2)</b>			
12/15/92	Target Center	L	119-124 (2OT)
2/1/02	FleetCenter	W	98-95
3/4/07	TD Banknorth Garden	L	117-124(2OT)
<b>BROOKLYN (1-3)</b>			
3/20/91	Brendan Byrne Arena	L	111-118
1/20/96	Continental Air Arena	L	97-103
3/24/00	Continental Air Arena	W	116-115
12/19/01	Continental Air Arena	L	112-117
<b>CHARLOTTE (0-2)</b>			
4/12/91	Charlotte Coliseum	L	110-111 (2OT)
1/5/11	Target Center	L	105-108
<b>CHICAGO (3-0)</b>			
11/13/03	United Center	W	92-89
1/25/09	Target Center	W	109-108
11/7/15	United Center	W	102-93
<b>CLEVELAND (1-1)</b>			
2/2/91	Richfield Coliseum	L	110-113
3/21/00	Target Center	W	111-107
<b>DALLAS (6-2)</b>			
11/20/90	Reunion Arena	W	92-91
2/8/94	Reunion Arena	L	105-108
2/27/97	Reunion Arena	W	107-105 (2OT)
1/17/98	Reunion Arena	W	113-110
2/15/98	Target Center	W	105-99

12/15/12	Target Center	W	114-106
3/19/14	American Airlines Center	W	123-122
1/20/16	American Airlines Center	L	94-106
<b>DENVER (3-7)</b>			
3/31/92	McNichols Arena	W	121-114
1/3/95	Target Center	L	99-108 (2OT)
12/28/96	Target Center	W	103-96
2/5/00	Pepsi Center	W	105-97
2/15/00	Target Center	L	104-107
11/8/00	Pepsi Center	L	107-109
11/4/04	Pepsi Center	L	92-94
2/24/06	Target Center	L	101-102
2/20/12	Pepsi Center	L	101-103
12/11/15	Pepsi Center	L	108-111
<b>DETROIT (2-1)</b>			
3/1/98	Target Center	W	115-113 (2OT)
1/15/07	The Palace	W	94-90
1/19/07	Target Center	L	98-104 (2OT)
<b>GOLDEN STATE (2-5)</b>			
12/27/91	Target Center	L	102-106
11/7/92	Target Center	L	119-121
12/19/92	Oakland Coliseum	L	116-122
1/5/96	Oakland Coliseum	L	119-122
4/2/06	Target Center	W	106-104
11/11/08	Oracle Arena	L	110-113
4/5/16	Oracle Arena	W	124-117
<b>HOUSTON (4-4)</b>			
2/17/92	The Summit	W	124-122
4/22/93	The Summit	L	110-112
1/16/98	The Summit	W	116-115
2/20/98	Target Center	W	100-95
2/4/05	Target Center	L	113-119
1/7/07	Target Center	W	103-99
1/13/10	Toyota Center	L	114-120 (3OT)
12/5/14	Target Center	L	112-114
<b>INDIANA (2-1)</b>			
12/12/89	Market Square Arena	L	112-113
12/16/00	Target Center	W	113-110
11/16/01	Conseco Fieldhouse	W	120-113 (2OT)
<b>L.A. CLIPPERS (1-3)</b>			
3/26/90	L.A. Sports Arena	L	96-101
12/4/04	Staples Center	W	107-100
11/5/05	Staples Center	L	99-100
12/22/13	Staples Center	L	116-120
<b>L.A. LAKERS (2-2)</b>			
12/20/89	Metrodome	L	97-106
3/6/07	Target Center	W	117-107 (2OT)
3/26/15	Target Center	L	99-101
12/9/15	Target Center	W	123-122
<b>MEMPHIS (3-3)</b>			
11/5/95	General Motors Place	L	98-100
4/14/00	General Motors Place	W	104-94 (2OT)
11/19/02	Target Center	W	110-106
4/19/06	Target Center	L	92-102 (2OT)
2/9/07	FedExForum	L	97-105
12/29/08	Target Center	W	108-98
<b>MIAMI (1-1)</b>			
3/2/94	Target Center	L	100-108
4/4/14	American Airlines Arena	W	122-121 (2OT)
<b>MILWAUKEE (2-1)</b>			
4/14/95	Target Center	W	104-100
12/27/95	Target Center	L	93-99
4/16/08	Target Center	W	110-101

### NEW ORLEANS (0-0)

<b>NEW YORK (1-1)</b>			
2/25/99	Madison Sq. Garden	L	113-115
3/19/15	Madison Sq. Garden	W	95-92
<b>OKLAHOMA CITY (3-5)</b>			
3/15/91	Seattle Ctr. Coliseum	W	100-96
3/8/98	Target Center	L	98-99
3/5/00	Target Center	W	105-100
3/4/01	Target Center	W	119-111
11/4/05	KeyArena	L	102-107
3/2/08	Target Center	L	108-111
1/26/11	Target Center	L	117-118
3/23/12	Ches. Energy Arena	L	140-149 (2OT)
<b>ORLANDO (2-2)</b>			
4/1/07	Amway Arena	W	105-104
10/30/13	Target Center	W	120-115
11/7/14	Amway Center	L	103-112
11/18/15	Amway Center	L	101-104
<b>PHILADELPHIA (5-1)</b>			
11/10/89	Metrodome	W	125-118
2/3/91	Target Center	W	110-102 (2OT)
12/11/00	First Union Center	W	96-91
12/12/05	Wachovia Center	L	89-90
1/5/07	Target Center	W	104-102
1/18/10	Target Center	W	108-103
<b>PHOENIX (0-5)</b>			
3/10/90	Metrodome	L	98-101
1/27/93	Target Center	L	116-117
1/18/02	America West Arena	L	100-103
4/11/11	US Airways Center	L	127-135
2/26/13	US Airways Center	L	83-84
<b>PORTLAND (0-3)</b>			
11/7/96	Rose Garden	L	94-95
12/14/02	Target Center	L	92-98
1/24/07	Rose Garden	L	98-101
<b>SACRAMENTO (2-3)</b>			
12/23/92	Target Center	L	96-102
1/10/03	Target Center	W	115-109
3/5/03	ARCO Arena	L	95-96
11/5/03	Target Center	L	121-125
12/5/03	ARCO Arena	W	112-109
<b>SAN ANTONIO (3-3)</b>			
11/17/00	Target Center	W	99-94
3/14/01	Alamodome	L	100-106
3/21/03	SBC Center	W	101-94
1/3/07	Target Center	W	103-101
11/5/08	Target Center	L	125-129 (2OT)
11/24/10	Target Center	L	109-113
<b>TORONTO (1-1)</b>			
1/24/98	SkyDome	L	107-113
3/26/00	Target Center	W	106-101
<b>UTAH (1-5)</b>			
11/21/89	Metrodome	L	101-103
2/13/90	Salt Palace	L	104-110
11/24/97	Delta Center	L	124-133
3/15/12	EnergySolutions Arena	L	105-111
4/16/14	Target Center	L	130-136 (2OT)
3/23/15	EnergySolutions Arena	W	106-104
<b>WASHINGTON (1-2)</b>			
11/13/91	Target Center	L	114-119
11/13/97	Target Center	L	88-91
3/25/16	Verizon Center	W	132-129 (2OT)



## MISCELLANEOUS RECORDS

### TRIPLE-DOUBLES

PLAYER	OPPONENT	DATE	STATISTICS
Tyrone Corbin	Dallas	1/2/91	10 Pts, 13 Reb, 10 Ast
Micheal Williams	Boston	12/15/92	16 Pts, 10 Reb, 14 Ast
Micheal Williams	@ Golden State	12/19/92	27 Pts, 13 Reb, 15 Ast
Kevin Garnett	Denver	1/3/98	18 Pts, 13 Reb, 10 Ast
Kevin Garnett	@ Atlanta	12/14/99	22 Pts, 15 Reb, 10 Ast
Terrell Brandon	@ Philadelphia	1/9/00	27 Pts, 10 Reb, 14 Ast
Bobby Jackson	Sacramento	1/31/00	17 Pts, 11 Reb, 12 Ast
Kevin Garnett	@ Portland*	4/23/00	12 Pts, 10 Reb, 11 Ast
Kevin Garnett	Portland*	4/30/00	23 Pts, 13 Reb, 10 Ast
Kevin Garnett	@ Detroit	12/15/00	26 Pts, 13 Reb, 10 Ast
Terrell Brandon	Golden State	2/23/01	27 Pts, 10 Reb, 16 Ast
Kevin Garnett	Detroit	2/28/01	18 Pts, 10 Reb, 10 Ast
Chauncey Billups	Memphis	4/3/02	26 Pts, 11 Reb, 10 Ast
Kevin Garnett	Orlando	11/1/02	23 Pts, 14 Reb, 10 Ast
Kevin Garnett	Sacramento	11/27/02	20 Pts, 13 Reb, 10 Ast
Kevin Garnett	@ Chicago	12/27/02	25 Pts, 15 Reb, 10 Ast
Kevin Garnett	@ Phoenix	3/9/03	29 Pts, 14 Reb, 12 Ast
Kevin Garnett	Portland	3/16/03	17 Pts, 11 Reb, 10 Ast
Kevin Garnett	@ Portland	4/6/03	16 Pts, 14 Reb, 12 Ast
Kevin Garnett	Dallas	12/18/03	35 Pts, 10 Reb, 10 Ast
Kevin Garnett	@ Golden State	1/28/04	20 Pts, 20 Reb, 10 Ast
Sam Cassell	San Antonio	3/23/04	14 Pts, 10 Reb, 11 Ast
Kevin Garnett	Denver*	4/21/04	20 Pts, 22 Reb, 10 Ast
Kevin Garnett	Golden State	4/13/05	21 Pts, 15 Reb, 11 Ast
Kevin Garnett	Golden State	2/7/07	17 Pts, 15 Reb, 10 Ast
Kevin Garnett	Boston	2/11/07	26 Pts, 11 Reb, 10 Ast
Kevin Garnett	@ Boston	3/4/07	33 Pts, 13 Reb, 10 Ast
J.J. Barea	@ Oklahoma City	3/23/12	25 Pts, 10 Reb, 14 Ast
Ricky Rubio	San Antonio	3/12/13	21 Pts, 13 Reb, 12 Ast
Ricky Rubio	@ L.A. Lakers	11/10/13	12 Pts, 10 Reb, 14 Ast
Kevin Love	@ Utah	2/22/14	37 Pts, 12 Reb, 10 Ast
Ricky Rubio	@ Dallas	3/19/14	22 Pts, 10 Reb, 15 Ast
Kevin Love	L.A. Lakers	3/28/14	22 Pts, 10 Reb, 10 Ast
Kevin Love	Memphis	4/2/14	24 Pts, 16 Reb, 10 Ast
Ricky Rubio	L.A. Clippers	3/2/15	18 Pts, 12 Reb, 11 Ast

(\*Playoff game)

### OPPONENTS TRIPLE-DOUBLES

PLAYER	TEAM	DATE	STATISTICS
David Robinson	@ San Antonio	2/23/90	24 Pts, 12 Reb, 12 Blk
Kevin Johnson	@ Phoenix	3/23/90	13 Pts, 10 Reb, 18 Ast
Clyde Drexler	Portland	1/15/91	32 Pts, 10 Reb, 11 Ast
Larry Johnson	@ Charlotte	3/18/93	11 Pts, 12 Reb, 10 Ast
David Robinson	@ San Antonio	11/9/93	43 Pts, 11 Reb, 10 Blk
David Robinson	@ San Antonio	1/11/94	27 Pts, 12 Reb, 10 Ast
Oliver Miller	@ Phoenix	2/9/94	14 Pts, 15 Reb, 11 Ast
Billy Owens	@ Miami	1/5/95	19 Pts, 10 Reb, 10 Ast
Larry Johnson	@ Charlotte	1/11/95	23 Pts, 10 Reb, 10 Ast
Jason Kidd	@ Dallas	4/7/95	11 Pts, 10 Reb, 13 Ast
Dikembe Mutombo	@ Denver	12/2/95	22 Pts, 16 Reb, 10 Blk
Grant Hill	@ Detroit	3/21/97	22 Pts, 11 Reb, 10 Ast
Jason Kidd	@ Phoenix	4/8/97	15 Pts, 10 Reb, 13 Ast
Antoine Walker	Boston	1/15/01	20 Pts, 12 Reb, 12 Ast
Jason Kidd	@ Phoenix	2/14/01	19 Pts, 10 Reb, 12 Ast
Jamaal Tinsley	Indiana	3/15/02	11 Pts, 10 Reb, 10 Ast
Jason Kidd	@ New Jersey	10/31/03	21 Pts, 11 Reb, 14 Ast
Andre Miller	@ Denver	1/26/04	24 Pts, 10 Reb, 10 Ast
Chauncey Billups	@ Detroit	2/20/04	20 Pts, 10 Reb, 11 Ast
Lamar Odom	L.A. Lakers	2/13/08	10 Pts, 16 Reb, 10 Ast
Russell Westbrook	Oklahoma City	2/21/10	22 Pts, 10 Reb, 14 Ast
Andre Iguodala	@ Philadelphia	3/4/11	22 Pts, 10 Reb, 13 Ast
Goran Dragic	Houston	4/13/11	11 Pts, 11 Reb, 11 Ast
Kyle Lowry	Houston	1/23/12	16 Pts, 10 Reb, 10 Ast
Larry Sanders	Milwaukee	11/30/12	10 Pts, 12 Reb, 10 Blk
Kevin Durant	@ Oklahoma City	12/1/13	32 Pts, 10 Reb, 12 Ast
Kyle Lowry	Toronto	3/9/14	20 Pts, 12 Reb, 11 Ast
Joakim Noah	Chicago	4/9/14	15 Pts, 13 Reb, 10 Ast
Michael Carter-Williams	@ Philadelphia	1/30/15	17 Pts, 10 Reb, 10 Ast
James Harden	@ Houston	2/23/15	31 Pts, 10 Reb, 10 Ast
Russell Westbrook	@ Oklahoma City	3/13/15	29 Pts, 10 Reb, 12 Ast
Hassan Whiteside	@ Miami	11/17/15	22 Pts, 14 Reb, 10 Blk
Russell Westbrook	@ Oklahoma City	1/15/16	12 Pts, 11 Reb, 10 Ast



## MISCELLANEOUS RECORDS

### SINGLE GAME

LONGEST GAME (REGULATION):	2:40	vs. Philadelphia, 2/1/04; @ L.A. Clippers, 1/20/12
LONGEST GAME (OVERTIME):	3:10	vs. Detroit, 3/1/98 (2OT); vs. L.A. Lakers, 3/6/07 (2OT); @ Houston, 1/13/10 (3OT)
SHORTEST GAME:	1:46	@ Houston, 1/24/91
MOST POINTS SCORED BY MINNESOTA IN A LOSS:	140	@ Oklahoma City (149), 3/23/12 (2OT)
	125	vs. Houston (129), 1/24/11
FEWEST POINTS SCORED BY MINNESOTA IN A VICTORY:	73	vs. Toronto (56), 11/1/03
MOST CONSECUTIVE POINTS SCORED, TEAM:	21	vs. Seattle, 3rd & 4th quarters, 1/31/90
MOST CONSECUTIVE POINTS SCORED TO OPEN GAME, TEAM:	16	@ Miami, 4/14/97
MOST CONSECUTIVE POINTS ALLOWED, TEAM:	23	@ Sacramento, 2nd & 3rd quarters, 3/14/10
MOST CONSECUTIVE POINTS ALLOWED TO OPEN GAME, TEAM:	15	@ New York, 1/26/10
MOST PLAYERS SCORING IN DOUBLE FIGURES:	8	Most recently: vs. Utah, 4/16/14 (2OT) (Martin 36, Love 19, Rubio 14, Cunningham 13, Turiaf 12, Brewer 11, Shved 11, Hummel 10)
MOST PLAYERS SCORING 20 OR MORE POINTS:	4	Most recently: vs. New Orleans, 4/13/16 (Muhammad 28, Towns 28, Wiggins 21, Dieng 20)
MOST POINTS OFF THE BENCH:	74	vs. Sacramento, 4/15/09
QUICKEST DISQUALIFICATION ON PERSONAL FOULS:	6 minutes	Sam Mitchell, vs. L.A. Lakers, 3/17/90
EARLIEST DISQUALIFICATION ON PERSONAL FOULS:	6:54, 3rd quarter	Tod Murphy, @ San Antonio, 1/6/90
MOST TECHNICAL FOULS, TEAM:	6	Most recently: vs. Portland, 12/23/05 Kevin Garnett, Michael Olowokandi 2, 3 Defensive Three Seconds. (Referees: McCutchen, Grillo, Zielinski.)
MOST TECHNICAL FOULS, BOTH TEAMS:	10	Most recently: vs. Portland, 12/23/05 MIN: Kevin Garnett, Michael Olowokandi 2, 3 Defensive Three Seconds; POR: Nate McMillan 2, Joel Przybilla, 1 Defensive Three Seconds. (Referees: McCutchen, Grillo, Zielinski.)

### SEASON – INDIVIDUAL

MOST GAMES WITH 40 OR MORE POINTS:	6	Kevin Love, 2013-14
MOST GAMES WITH 30 OR MORE POINTS:	25	Kevin Love, 2013-14
MOST GAMES WITH 20 OR MORE POINTS:	67	Kevin Garnett, 2003-04
MOST GAMES WITH 10 OR MORE POINTS:	82	Tony Campbell, 1989-90; Kevin Garnett, 97-98, 02-03, 03-04, 04-05
MOST GAMES WITH 10 OR MORE POINTS AND REBOUNDS:	71	Kevin Garnett, 2003-04
MOST CONSECUTIVE GAMES WITH 30 OR MORE POINTS:	6	Kevin Love (2/10/14 thru 2/25/14)
MOST CONSECUTIVE GAMES WITH 20 OR MORE POINTS:	16	Kevin Garnett (11/29/00 thru 12/28/00); Kevin Garnett (2/2/03 thru 3/5/03)
MOST CONSECUTIVE GAMES WITH 10 OR MORE POINTS:	398	Kevin Garnett (10/30/02 thru 4/9/07)
MOST CONSECUTIVE GAMES WITH 10 OR MORE POINTS AND REBOUNDS:	53	Kevin Love (11/22/10 thru 3/11/11)
MOST TIMES LED OR SHARED SCORING LEAD:	60	Kevin Garnett, 2002-03

### SEASON – TEAM

MOST 100-POINT GAMES:	59	2013-14
MOST CONSECUTIVE 100-POINT GAMES:	11	1/10/98 thru 2/1/98
MOST GAMES UNDER 100 POINTS:	64	2005-06
MOST CONSECUTIVE GAMES UNDER 100 POINTS:	16	12/6/94 thru 1/11/95; 3/10/04 thru 4/9/04
MOST 100-POINT GAMES ALLOWED:	65	2014-15
MOST CONSECUTIVE 100-POINT GAMES ALLOWED:	24	2/15/92 thru 3/31/92
MOST GAMES HOLDING THE OPPONENT UNDER 100 POINTS:	71	2003-04
MOST CONSECUTIVE GAMES HOLDING THE OPPONENT UNDER 100:	13	Most recently: 1/6/04 thru 1/30/04
MOST GAMES TO SHOOT .500+:	31	1999-00
MOST CONSECUTIVE GAMES TO SHOOT .500+:	5	1/6/00 thru 1/13/00
MOST CONSECUTIVE GAMES TO SHOOT UNDER .500:	24	11/30/14 thru 1/16/15; 11/17/15 thru 1/2/16
MOST GAMES FOR THE OPPONENT TO SHOOT .500+:	41	1992-93
MOST CONSECUTIVE GAMES FOR THE OPPONENT TO SHOOT .500+:	6	12/18/90 thru 12/30/90
MOST CONSECUTIVE GAMES FOR THE OPPONENT TO SHOOT UNDER .500:	24	1/13/00 thru 2/29/00



## YEAR-BY-YEAR LEADERS

### TOTAL POINTS

15-16	Andrew Wiggins	1,675
14-15	Andrew Wiggins	1,387
13-14	Kevin Love	2,010
12-13	Nikola Pekovic	1,011
11-12	Kevin Love	1,432
10-11	Kevin Love	1,476
09-10	Al Jefferson	1,301
08-09	Al Jefferson	1,156
07-08	Al Jefferson	1,726
06-07	Kevin Garnett	1,704
05-06	Kevin Garnett	1,656
04-05	Kevin Garnett	1,817
03-04	Kevin Garnett	1,987
02-03	Kevin Garnett	1,883
01-02	Kevin Garnett	1,714
00-01	Kevin Garnett	1,784
99-00	Kevin Garnett	1,857
98-99	Kevin Garnett	977
97-98	Kevin Garnett	1,518
96-97	Tom Gugliotta	1,672
95-96	Isaiah Rider	1,470
94-95	Isaiah Rider	1,532
93-94	Isaiah Rider	1,313
92-93	Doug West	1,543
91-92	Pooh Richardson	1,350
90-91	Tony Campbell	1,678
89-90	Tony Campbell	1,903

### SCORING AVERAGE

15-16	Andrew Wiggins	20.7
14-15	Andrew Wiggins	16.9
13-14	Kevin Love	26.1
12-13	Derrick Williams	12.0
11-12	Kevin Love	26.0
10-11	Kevin Love	20.2
09-10	Al Jefferson	17.1
08-09	Randy Foye	16.3
07-08	Al Jefferson	21.0
06-07	Kevin Garnett	22.4
05-06	Kevin Garnett	21.8
04-05	Kevin Garnett	22.2
03-04	Kevin Garnett	24.2
02-03	Kevin Garnett	23.0
01-02	Kevin Garnett	21.2
00-01	Kevin Garnett	22.0
99-00	Kevin Garnett	22.9
98-99	Kevin Garnett	20.8
97-98	Kevin Garnett	18.5
96-97	Tom Gugliotta	20.6
95-96	Isaiah Rider	19.6
94-95	Isaiah Rider	20.4
93-94	Christian Laettner	16.8
92-93	Doug West	19.3
91-92	Tony Campbell	16.8
90-91	Tony Campbell	21.8
89-90	Tony Campbell	23.2

### FIELD GOALS MADE

15-16	Karl-Anthony Towns	625
14-15	Andrew Wiggins	497
13-14	Kevin Love	650
12-13	Nikola Pekovic	385
11-12	Kevin Love	474
10-11	Michael Beasley	561
09-10	Al Jefferson	560
08-09	Al Jefferson	485
07-08	Al Jefferson	721
06-07	Kevin Garnett	638
05-06	Kevin Garnett	626
04-05	Kevin Garnett	683
03-04	Kevin Garnett	804
02-03	Kevin Garnett	743
01-02	Kevin Garnett	659
00-01	Kevin Garnett	704
99-00	Kevin Garnett	759
98-99	Kevin Garnett	414
97-98	Kevin Garnett	635
96-97	Tom Gugliotta	592
95-96	Isaiah Rider	560
94-95	Isaiah Rider	558
93-94	Isaiah Rider	522
92-93	Doug West	646
91-92	Pooh Richardson	587
90-91	Tony Campbell	652
89-90	Tony Campbell	723

### FIELD GOALS ATTEMPTED

15-16	Andrew Wiggins	1,294
14-15	Andrew Wiggins	1,137
13-14	Kevin Love	1,422
12-13	Luke Ridnour	811
11-12	Kevin Love	1,059
10-11	Michael Beasley	1,246
09-10	Al Jefferson	1,125
08-09	Randy Foye	981
07-08	Al Jefferson	1,441
06-07	Kevin Garnett	1,341
05-06	Kevin Garnett	1,191
04-05	Kevin Garnett	1,360
03-04	Kevin Garnett	1,611
02-03	Kevin Garnett	1,481
01-02	Kevin Garnett	1,401
00-01	Kevin Garnett	1,475
99-00	Kevin Garnett	1,526
98-99	Kevin Garnett	900
97-98	Kevin Garnett	1,293
96-97	Tom Gugliotta	1,339
95-96	Isaiah Rider	1,206
94-95	Isaiah Rider	1,249
93-94	Isaiah Rider	1,115
92-93	Doug West	1,249
91-92	Pooh Richardson	1,261
90-91	Tony Campbell	1,502
89-90	Tony Campbell	1,581

### FIELD-GOAL PERCENTAGE (MIN. 300 FGM)

15-16	Karl-Anthony Towns	(625-1,153) .542
14-15	Andrew Wiggins	(497-1,137) .437
13-14	Nikola Pekovic	(378-700) .540
12-13	Nikola Pekovic	(385-741) .520
11-12	Nikola Pekovic	(256-454) .564
10-11	Kevin Love	(482-1,026) .470
09-10	Al Jefferson	(560-1,125) .498
08-09	Al Jefferson	(485-975) .497
07-08	Al Jefferson	(721-1,441) .500
06-07	Mark Blount	(427-839) .509
05-06	Kevin Garnett	(626-1,191) .526
04-05	Wally Szczerbiak	(465-919) .506
03-04	Kevin Garnett	(804-1,611) .499
02-03	Rasho Nesterovic	(400-762) .525
01-02	Wally Szczerbiak	(609-1,200) .508
00-01	Wally Szczerbiak	(469-920) .510
99-00	Wally Szczerbiak	(342-669) .511
98-99	Kevin Garnett	(414-900) .460
97-98	Tom Gugliotta	(319-635) .502
96-97	Kevin Garnett	(549-1,100) .499
95-96	Kevin Garnett	(361-735) .491
94-95	Christian Laettner	(450-920) .489
93-94	Doug West	(434-891) .487
92-93	Doug West	(646-1,249) .517
91-92	Doug West	(463-894) .518
90-91	Pooh Richardson	(635-1,350) .470
89-90	Tyrone Corbin	(521-1,083) .481

### FREE THROWS MADE

15-16	Andrew Wiggins	430
14-15	Andrew Wiggins	354
13-14	Kevin Love	520
12-13	Nikola Pekovic	241
11-12	Kevin Love	379
10-11	Kevin Love	424
09-10	Kevin Love	225
08-09	Kevin Love	265
07-08	Al Jefferson	284
06-07	Kevin Garnett	416
05-06	Kevin Garnett	396
04-05	Kevin Garnett	445
03-04	Kevin Garnett	368
02-03	Kevin Garnett	377
01-02	Kevin Garnett	359
00-01	Kevin Garnett	357
99-00	Kevin Garnett	309
98-99	Kevin Garnett	145
97-98	Stephon Marbury	329
96-97	Tom Gugliotta	464
95-96	Tom Gugliotta	289
94-95	Christian Laettner	409
93-94	Christian Laettner	375
92-93	Christian Laettner	462
91-92	Tony Campbell	240
90-91	Tony Campbell	358
89-90	Tony Campbell	448

### FREE THROWS ATTEMPTED

15-16	Andrew Wiggins	565
14-15	Andrew Wiggins	466
13-14	Kevin Love	633
12-13	Nikola Pekovic	324
11-12	Kevin Love	460
10-11	Kevin Love	499
09-10	Kevin Love	276
08-09	Kevin Love	336
07-08	Al Jefferson	394
06-07	Kevin Garnett	498
05-06	Kevin Garnett	489
04-05	Kevin Garnett	549
03-04	Kevin Garnett	465
02-03	Kevin Garnett	502
01-02	Kevin Garnett	448
00-01	Kevin Garnett	427
99-00	Kevin Garnett	404
98-99	Kevin Garnett	206
97-98	Stephon Marbury	450
96-97	Tom Gugliotta	566
95-96	Tom Gugliotta	374
94-95	Christian Laettner	500
93-94	Christian Laettner	479
92-93	Christian Laettner	553
91-92	Tony Campbell	299
90-91	Tony Campbell	446
89-90	Tony Campbell	569

### FREE-THROW PERCENTAGE (MIN. 125 FTM)

15-16	Kevin Martin	(125-142) .880
14-15	Kevin Martin	(170-193) .881
13-14	Kevin Martin	(303-340) .891
12-13	Luke Ridnour	(139-164) .848
11-12	Luke Ridnour	(106-119) .891
10-11	Kevin Love	(424-499) .850
09-10	Jonny Flynn	(223-270) .826
08-09	Randy Foye	(230-272) .846
07-08	Ryan Gomes	(190-229) .830
06-07	Randy Foye	(164-192) .854
05-06	Wally Szczerbiak	(163-182) .896
04-05	Sam Cassell	(134-155) .865
03-04	Sam Cassell	(289-331) .873
02-03	Troy Hudson	(208-231) .900
01-02	Chauncey Billups	(207-234) .885
00-01	Terrell Brandon	(195-224) .871
99-00	Terrell Brandon	(187-208) .899
98-99	Sam Mitchell	(126-165) .764
97-98	Terry Porter	(167-195) .856
96-97	Tom Gugliotta	(464-566) .820
95-96	Isaiah Rider	(248-296) .838
94-95	Doug West	(206-246) .837
93-94	Micheal Williams	(333-397) .839
92-93	Micheal Williams	(419-462) .907
91-92	Doug West	(186-231) .805
90-91	Tony Campbell	(358-446) .803
89-90	Tony Campbell	(448-569) .787





## YEAR-BY-YEAR LEADERS

### THREE-POINT FG MADE

15-16	Zach LaVine.....	123
14-15	Kevin Martin.....	75
13-14	Kevin Love.....	190
12-13	J.J. Barea.....	97
11-12	Kevin Love.....	105
10-11	Wes Johnson.....	103
09-10	Corey Brewer.....	82
08-09	Randy Foye.....	111
07-08	Rashad McCants.....	142
06-07	Ricky Davis.....	123
05-06	Rashad McCants.....	67
04-05	Troy Hudson.....	89
03-04	Latrell Sprewell.....	99
02-03	Troy Hudson.....	97
01-02	Chauncey Billups.....	124
00-01	Anthony Peeler.....	100
99-00	Anthony Peeler.....	85
98-99	Anthony Peeler.....	34
97-98	Stephon Marbury.....	95
96-97	Stephon Marbury, James Robinson.....	102
95-96	Isaiah Rider.....	102
94-95	Isaiah Rider.....	139
93-94	Chuck Person.....	100
92-93	Chuck Person.....	118
91-92	Pooh Richardson.....	53
90-91	Scott Brooks.....	45
89-90	Pooh Richardson.....	23

### THREE-POINT FG ATTEMPTED

15-16	Zach LaVine.....	316
14-15	Kevin Martin.....	191
13-14	Kevin Love.....	505
12-13	Alexey Shved.....	288
11-12	Kevin Love.....	282
10-11	Wes Johnson.....	289
09-10	Corey Brewer.....	237
08-09	Randy Foye.....	308
07-08	Rashad McCants.....	349
06-07	Ricky Davis.....	310
05-06	Rashad McCants.....	180
04-05	Troy Hudson.....	258
03-04	Latrell Sprewell.....	299
02-03	Troy Hudson.....	266
01-02	Chauncey Billups.....	315
00-01	Anthony Peeler.....	256
99-00	Anthony Peeler.....	255
98-99	Anthony Peeler.....	114
97-98	Stephon Marbury.....	304
96-97	Stephon Marbury.....	288
95-96	Isaiah Rider.....	275
94-95	Isaiah Rider.....	396
93-94	Chuck Person.....	272
92-93	Chuck Person.....	332
91-92	Pooh Richardson.....	155
90-91	Scott Brooks.....	135
89-90	Pooh Richardson.....	83

### THREE-POINT FG PERCENTAGE (MIN. 55 3FGM)

15-16	Zach LaVine.....	(123-316) .389
14-15	Kevin Martin.....	(75-191) .393
13-14	Kevin Martin.....	(115-297) .387
12-13	J.J. Barea.....	(97-280) .346
11-12	Kevin Love.....	(105-282) .372
10-11	Luke Ridnour.....	(81-184) .440
09-10	Wayne Ellington.....	(64-162) .395
08-09	Mike Miller.....	(85-225) .378
07-08	Randy Foye.....	(61-148) .412
06-07	Ricky Davis.....	(123-310) .397
05-06	Wally Szczerbiak.....	(58-143) .406
04-05	Fred Hoiberg.....	(70-145) .483
03-04	Fred Hoiberg.....	(76-172) .442
02-03	Wally Szczerbiak.....	(61-145) .421
01-02	Wally Szczerbiak.....	(87-191) .455
00-01	Anthony Peeler.....	(100-256) .391
99-00	Anthony Peeler.....	(85-255) .333
98-99	Dennis Scott.....	(29-68) .426
97-98	Anthony Peeler.....	(48-106) .453
96-97	James Robinson.....	(102-267) .382
95-96	Isaiah Rider.....	(102-275) .371
94-95	Isaiah Rider.....	(139-396) .351
93-94	Chuck Person.....	(100-272) .368
92-93	Chuck Person.....	(118-332) .355
91-92	no qualifiers	
90-91	no qualifiers	
89-90	no qualifiers	

### OFFENSIVE REBOUNDS

15-16	Karl-Anthony Towns.....	229
14-15	Gorgui Dieng.....	223
13-14	Kevin Love.....	224
12-13	Nikola Pekovic.....	230
11-12	Kevin Love.....	226
10-11	Kevin Love.....	330
09-10	Kevin Love.....	227
08-09	Kevin Love.....	274
07-08	Al Jefferson.....	308
06-07	Kevin Garnett.....	183
05-06	Kevin Garnett.....	214
04-05	Kevin Garnett.....	247
03-04	Kevin Garnett.....	245
02-03	Kevin Garnett.....	244
01-02	Kevin Garnett.....	243
00-01	Kevin Garnett.....	219
99-00	Kevin Garnett.....	223
98-99	Kevin Garnett.....	166
97-98	Kevin Garnett.....	222
96-97	Kevin Garnett.....	190
95-96	Tom Gugliotta.....	176
94-95	Sean Rooks.....	165
93-94	Christian Laettner.....	160
92-93	Christian Laettner.....	171
91-92	Felton Spencer.....	167
90-91	Felton Spencer.....	272
89-90	Tyrone Corbin.....	219

### DEFENSIVE REBOUNDS

15-16	Karl-Anthony Towns.....	629
14-15	Gorgui Dieng.....	386
13-14	Kevin Love.....	739
12-13	Derrick Williams.....	334
11-12	Kevin Love.....	508
10-11	Kevin Love.....	782
09-10	Al Jefferson.....	523
08-09	Kevin Love.....	460
07-08	Al Jefferson.....	603
06-07	Kevin Garnett.....	792
05-06	Kevin Garnett.....	752
04-05	Kevin Garnett.....	861
03-04	Kevin Garnett.....	894
02-03	Kevin Garnett.....	858
01-02	Kevin Garnett.....	738
00-01	Kevin Garnett.....	702
99-00	Kevin Garnett.....	733
98-99	Kevin Garnett.....	323
97-98	Kevin Garnett.....	564
96-97	Tom Gugliotta.....	515
95-96	Tom Gugliotta.....	514
94-95	Christian Laettner.....	449
93-94	Christian Laettner.....	442
92-93	Christian Laettner.....	537
91-92	Sam Mitchell.....	315
90-91	Tyrone Corbin.....	404
89-90	Tyrone Corbin.....	385

### TOTAL REBOUNDS

15-16	Karl-Anthony Towns.....	858
14-15	Gorgui Dieng.....	609
13-14	Kevin Love.....	963
12-13	Nikola Pekovic.....	545
11-12	Kevin Love.....	734
10-11	Kevin Love.....	1,112
09-10	Al Jefferson.....	703
08-09	Kevin Love.....	734
07-08	Al Jefferson.....	911
06-07	Kevin Garnett.....	975
05-06	Kevin Garnett.....	966
04-05	Kevin Garnett.....	1,108
03-04	Kevin Garnett.....	1,139
02-03	Kevin Garnett.....	1,102
01-02	Kevin Garnett.....	981
00-01	Kevin Garnett.....	921
99-00	Kevin Garnett.....	956
98-99	Kevin Garnett.....	489
97-98	Kevin Garnett.....	786
96-97	Tom Gugliotta.....	702
95-96	Tom Gugliotta.....	690
94-95	Christian Laettner.....	613
93-94	Christian Laettner.....	602
92-93	Christian Laettner.....	708
91-92	Sam Mitchell.....	473
90-91	Felton Spencer.....	641
89-90	Tyrone Corbin.....	604

### ASSISTS

15-16	Ricky Rubio.....	658
14-15	Zach LaVine.....	276
13-14	Ricky Rubio.....	703
12-13	Ricky Rubio.....	418
11-12	Ricky Rubio.....	336
10-11	Luke Ridnour.....	384
09-10	Jonny Flynn.....	356
08-09	Sebastian Telfair.....	343
07-08	Sebastian Telfair.....	355
06-07	Ricky Davis.....	385
05-06	Kevin Garnett.....	308
04-05	Kevin Garnett.....	466
03-04	Sam Cassell.....	592
02-03	Kevin Garnett.....	495
01-02	Chauncey Billups.....	450
00-01	Terrell Brandon.....	583
99-00	Terrell Brandon.....	629
98-99	Terrell Brandon.....	205
97-98	Stephon Marbury.....	704
96-97	Stephon Marbury.....	522
95-96	Terry Porter.....	452
94-95	Winston Garland.....	318
93-94	Micheal Williams.....	512
92-93	Micheal Williams.....	661
91-92	Pooh Richardson.....	685
90-91	Pooh Richardson.....	734
89-90	Pooh Richardson.....	554

### STEALS

15-16	Ricky Rubio.....	162
14-15	Andrew Wiggins, Thaddeus Young....	86
13-14	Ricky Rubio.....	190
12-13	Ricky Rubio.....	137
11-12	Ricky Rubio.....	91
10-11	Corey Brewer, Luke Ridnour.....	89
09-10	Corey Brewer.....	117
08-09	Sebastian Telfair.....	73
07-08	Marko Jaric.....	97
06-07	Kevin Garnett.....	89
05-06	Marko Jaric.....	108
04-05	Kevin Garnett.....	121
03-04	Kevin Garnett.....	120
02-03	Kevin Garnett.....	113
01-02	Kevin Garnett.....	96
00-01	Terrell Brandon.....	161
99-00	Terrell Brandon.....	134
98-99	Kevin Garnett.....	78
97-98	Kevin Garnett.....	139
96-97	Tom Gugliotta.....	130
95-96	Tom Gugliotta.....	139
94-95	Christian Laettner.....	101
93-94	Micheal Williams.....	118
92-93	Micheal Williams.....	165
91-92	Pooh Richardson.....	119
90-91	Tyrone Corbin.....	162
89-90	Tyrone Corbin.....	175



## YEAR-BY-YEAR LEADERS

### BLOCKED SHOTS

15-16	Karl-Anthony Towns.....	138
14-15	Gorgui Dieng.....	126
13-14	Dante Cunningham.....	57
12-13	Greg Stiemsma.....	90
11-12	Wes Johnson.....	48
10-11	Darko Milicic.....	140
09-10	Al Jefferson.....	98
08-09	Al Jefferson.....	83
07-08	Al Jefferson.....	119
06-07	Kevin Garnett.....	126
05-06	Eddie Griffin.....	148
04-05	Eddie Griffin.....	118
03-04	Kevin Garnett.....	178
02-03	Kevin Garnett.....	129
01-02	Kevin Garnett.....	126
00-01	Kevin Garnett.....	145
99-00	Kevin Garnett.....	126
98-99	Kevin Garnett.....	83
97-98	Kevin Garnett.....	150
96-97	Kevin Garnett.....	163
95-96	Kevin Garnett.....	131
94-95	Christian Laettner.....	87
93-94	Christian Laettner.....	86
92-93	Christian Laettner.....	83
91-92	Thurl Bailey.....	102
90-91	Felton Spencer.....	121
89-90	Randy Breuer.....	75

### PERSONAL FOULS

15-16	Karl-Anthony Towns.....	245
14-15	Andrew Wiggins.....	190
13-14	Ricky Rubio.....	218
12-13	Luke Ridnour.....	187
11-12	Kevin Love.....	152
10-11	Darko Milicic.....	229
09-10	Corey Brewer.....	224
08-09	Kevin Love.....	205
07-08	Rashad McCants.....	234
06-07	Mark Blount.....	239
05-06	Kevin Garnett.....	206
04-05	Kevin Garnett.....	207
03-04	Sam Cassell.....	247
02-03	Rasho Nesterovic.....	256
01-02	Rasho Nesterovic.....	262
00-01	LaPhonso Ellis.....	290
99-00	Joe Smith.....	302
98-99	Kevin Garnett.....	152
97-98	Cherokee Parks.....	237
96-97	Tom Gugliotta.....	237
95-96	Tom Gugliotta.....	265
94-95	Christian Laettner.....	302
93-94	Christian Laettner.....	264
92-93	Christian Laettner.....	290
91-92	Felton Spencer.....	241
90-91	Sam Mitchell.....	338
89-90	Sam Mitchell.....	301

### DISQUALIFICATIONS

15-16	Seven players.....	1
14-15	Gorgui Dieng, Ricky Rubio.....	1
13-14	Kevin Martin, Ricky Rubio.....	2
12-13	Greg Stiemsma.....	3
11-12	Darko Milicic.....	2
10-11	Wes Johnson, Darko Milicic.....	4
09-10	Corey Brewer.....	4
08-09	Craig Smith.....	4
07-08	Rashad McCants.....	3
06-07	Blount, Garnett, Smith.....	2
05-06	Blount, Garnett, Hassell, Jaric.....	3
04-05	Michael Olowokandi.....	3
03-04	Michael Olowokandi.....	3
02-03	Rasho Nesterovic.....	9
01-02	Rasho Nesterovic.....	3
00-01	LaPhonso Ellis.....	7
99-00	Rasho Nesterovic.....	9
98-99	Kevin Garnett.....	5
97-98	Stanley Roberts.....	5
96-97	Tom Gugliotta, Doug West.....	3
95-96	Christian Laettner.....	4
94-95	Christian Laettner, Doug West.....	4
93-94	Christian Laettner.....	6
92-93	Felton Spencer.....	10
91-92	Felton Spencer.....	7
90-91	Felton Spencer.....	14
89-90	Tony Campbell, Sam Mitchell.....	7

### TURNOVERS

15-16	Ricky Rubio.....	193
14-15	Zach LaVine.....	193
13-14	Ricky Rubio.....	222
12-13	Ricky Rubio.....	172
11-12	Ricky Rubio.....	131
10-11	Michael Beasley.....	195
09-10	Jonny Flynn.....	233
08-09	Randy Foye.....	150
07-08	Rashad McCants.....	172
06-07	Ricky Davis.....	210
05-06	Kevin Garnett.....	180
04-05	Kevin Garnett.....	222
03-04	Sam Cassell.....	220
02-03	Kevin Garnett.....	229
01-02	Kevin Garnett.....	229
00-01	Kevin Garnett.....	230
99-00	Kevin Garnett.....	268
98-99	Kevin Garnett.....	135
97-98	Stephon Marbury.....	256
96-97	Tom Gugliotta.....	293
95-96	Tom Gugliotta.....	234
94-95	Isaiah Rider.....	232
93-94	Christian Laettner.....	259
92-93	Christian Laettner.....	275
91-92	Pooh Richardson.....	204
90-91	Tyrone Corbin.....	209
89-90	Tony Campbell.....	251

### GAMES PLAYED

15-16	Dieng, LaVine, Muhammad, Towns... ..	82
14-15	Andrew Wiggins.....	82
13-14	Ricky Rubio.....	82
12-13	Luke Ridnour.....	82
11-12	Derrick Williams.....	66
10-11	Wes Johnson.....	79
09-10	Corey Brewer, Ramon Sessions.....	82
08-09	Ryan Gomes.....	82
07-08	Ryan Gomes, Al Jefferson.....	82
06-07	Blount, Foye, James, Smith.....	82
05-06	Rashad McCants.....	79
04-05	Kevin Garnett, Trenton Hassell.....	82
03-04	Kevin Garnett, Latrell Sprewell.....	82
02-03	Garnett, Gill, Peeler.....	82
01-02	Billups, Nesterovic, Peeler, Szczerbak.....	82
00-01	Ellis, Mitchell, Szczerbak.....	82
99-00	Nesterovic, Peeler, Sealy.....	82
98-99	Bobby Jackson, Sam Mitchell.....	50
97-98	Garnett, Marbury, Porter.....	82
96-97	Sam Mitchell, Terry Porter.....	82
95-96	Terry Porter.....	82
94-95	Christian Laettner.....	81
93-94	Mike Brown.....	82
92-93	Christian Laettner.....	81
91-92	Brooks, Mitchell, Richardson.....	82
90-91	Corbin, Mitchell, Richardson.....	82
89-90	Campbell, Corbin, Richardson.....	82

### MINUTES PLAYED

15-16	Andrew Wiggins.....	2,845
14-15	Andrew Wiggins.....	2,969
13-14	Kevin Love.....	2,797
12-13	Luke Ridnour.....	2,474
11-12	Kevin Love.....	2,145
10-11	Kevin Love.....	2,611
09-10	Corey Brewer.....	2,482
08-09	Ryan Gomes.....	2,614
07-08	Al Jefferson.....	2,919
06-07	Ricky Davis.....	3,021
05-06	Kevin Garnett.....	2,957
04-05	Kevin Garnett.....	3,121
03-04	Kevin Garnett.....	3,231
02-03	Kevin Garnett.....	3,321
01-02	Kevin Garnett.....	3,175
00-01	Kevin Garnett.....	3,202
99-00	Kevin Garnett.....	3,243
98-99	Kevin Garnett.....	1,780
97-98	Kevin Garnett.....	3,222
96-97	Tom Gugliotta.....	3,131
95-96	Tom Gugliotta.....	2,835
94-95	Christian Laettner.....	2,770
93-94	Christian Laettner.....	2,428
92-93	Doug West.....	3,104
91-92	Pooh Richardson.....	2,922
90-91	Tyrone Corbin.....	3,196
89-90	Tony Campbell.....	3,164



## INDIVIDUAL SEASON HIGHS

### TOTAL POINTS

Kevin Love.....	2,010	13-14
Kevin Garnett.....	1,987	03-04
Tony Campbell.....	1,903	89-90
Kevin Garnett.....	1,883	02-03
Kevin Garnett.....	1,857	99-00

### SCORING AVERAGE

Kevin Love.....	26.1	13-14
Kevin Love.....	26.0	11-12
Kevin Garnett.....	24.2	03-04
Tony Campbell.....	23.2	89-90
Kevin Garnett.....	23.0	02-03

### FIELD GOALS MADE

Kevin Garnett.....	804	03-04
Kevin Garnett.....	759	99-00
Kevin Garnett.....	743	02-03
Tony Campbell.....	723	89-90
Al Jefferson.....	721	07-08

### FIELD GOALS ATTEMPTED

Kevin Garnett.....	1,611	03-04
Tony Campbell.....	1,581	89-90
Kevin Garnett.....	1,526	99-00
Tony Campbell.....	1,502	90-91
Kevin Garnett.....	1,481	02-03

### FIELD-GOAL PERCENTAGE (MIN. 300 FGM)

Nikola Pekovic.....	564	11-12
Karl-Anthony Towns.....	542	15-16
Nikola Pekovic.....	540	13-14
Gorgui Dieng.....	532	15-16
Kevin Garnett.....	526	05-06

### FREE THROWS MADE

Kevin Love.....	520	13-14
Tom Gugliotta.....	464	96-97
Christian Laettner.....	462	92-93
Tony Campbell.....	448	89-90
Kevin Garnett.....	445	04-05

### FREE THROWS ATTEMPTED

Kevin Love.....	633	13-14
Tony Campbell.....	569	89-90
Tom Gugliotta.....	566	96-97
Andrew Wiggins.....	565	15-16
Christian Laettner.....	553	92-93

### FREE-THROW PERCENTAGE (MIN. 125 FTM)

Micheal Williams.....	907	92-93
Troy Hudson.....	900	02-03
Terrell Brandon.....	899	99-00
Wally Szczerbiak.....	896	05-06
Kevin Martin.....	891	13-14

### THREE-POINT FG MADE

Kevin Love.....	190	13-14
Rashad McCants.....	142	07-08
Isaiah Rider.....	139	94-95
Chauncey Billups.....	124	01-02
Zach LaVine.....	123	15-16
Ricky Davis.....	123	06-07

### THREE-POINT FG ATTEMPTED

Kevin Love.....	505	13-14
Isaiah Rider.....	396	94-95
Rashad McCants.....	349	07-08
Chuck Person.....	332	92-93
Zach LaVine.....	316	15-16

### THREE-POINT FG PERCENTAGE (MIN. 55 3FGM)

Fred Hoiberg.....	483	04-05
Wally Szczerbiak.....	455	01-02
Anthony Peeler.....	453	97-98
Fred Hoiberg.....	442	03-04
Luke Ridnour.....	440	10-11

### OFFENSIVE REBOUNDS

Kevin Love.....	330	10-11
Al Jefferson.....	308	07-08
Kevin Love.....	274	08-09
Felton Spencer.....	272	90-91
Kevin Garnett.....	247	04-05

### DEFENSIVE REBOUNDS

Kevin Garnett.....	894	03-04
Kevin Garnett.....	861	04-05
Kevin Garnett.....	858	02-03
Kevin Garnett.....	792	06-07
Kevin Love.....	782	10-11

### TOTAL REBOUNDS

Kevin Garnett.....	1,139	03-04
Kevin Love.....	1,112	10-11
Kevin Garnett.....	1,108	04-05
Kevin Garnett.....	1,102	02-03
Kevin Garnett.....	981	01-02

### REBOUNDING AVERAGE

Kevin Love.....	15.2	10-11
Kevin Garnett.....	13.9	03-04
Kevin Garnett.....	13.5	04-05
Kevin Garnett.....	13.4	02-03
Kevin Love.....	13.3	11-12

### ASSISTS

Pooh Richardson.....	734	90-91
Stephon Marbury.....	704	97-98
Ricky Rubio.....	703	13-14
Pooh Richardson.....	685	91-92
Micheal Williams.....	661	92-93

### STEALS

Ricky Rubio.....	190	13-14
Tyrone Corbin.....	175	89-90
Micheal Williams.....	165	92-93
Ricky Rubio.....	162	15-16
Tyrone Corbin.....	162	90-91

### BLOCKED SHOTS

Kevin Garnett.....	178	03-04
Kevin Garnett.....	163	96-97
Kevin Garnett.....	150	97-98
Eddie Griffin.....	148	05-06
Kevin Garnett.....	145	00-01

### PERSONAL FOULS

Sam Mitchell.....	338	90-91
Felton Spencer.....	337	90-91
Joe Smith.....	302	99-00
Christian Laettner.....	302	94-95
Sam Mitchell.....	301	89-90

### DISQUALIFICATIONS

Felton Spencer.....	14	90-91
Sam Mitchell.....	13	90-91
Felton Spencer.....	10	92-93
Rasho Nesterovic.....	9	02-03
Rasho Nesterovic.....	9	99-00

### TURNOVERS

Tom Gugliotta.....	293	96-97
Christian Laettner.....	275	92-93
Kevin Garnett.....	268	99-00
Christian Laettner.....	259	93-94
Stephon Marbury.....	256	97-98

### MINUTES PLAYED

Kevin Garnett.....	3,321	02-03
Kevin Garnett.....	3,243	99-00
Kevin Garnett.....	3,231	03-04
Kevin Garnett.....	3,222	97-98
Kevin Garnett.....	3,202	00-01



## CAREER LEADERS

### TOTAL POINTS

Kevin Garnett.....	19,201
Sam Mitchell.....	7,161
Kevin Love.....	6,989
Wally Szczerbiak.....	6,777
Doug West.....	6,216

### SCORING AVERAGE (MIN. 100 GAMES)

Tony Campbell.....	20.6
Al Jefferson.....	20.1
Kevin Garnett.....	19.8
Kevin Love.....	19.2
Isaiah Rider.....	18.8

### FIELD GOALS MADE

Kevin Garnett.....	7,647
Sam Mitchell.....	2,664
Wally Szczerbiak.....	2,634
Doug West.....	2,530
Kevin Love.....	2,318

### FIELD GOALS ATTEMPTED

Kevin Garnett.....	15,560
Sam Mitchell.....	6,004
Wally Szczerbiak.....	5,263
Doug West.....	5,225
Kevin Love.....	5,139

### FIELD-GOAL PERCENTAGE (MIN. 500 FGA)

Craig Smith.....	.553
Karl-Anthony Towns.....	.542
Nikola Pekovic.....	.518
Gorgui Dieng.....	.516
Dean Garrett.....	.515

### FREE THROWS MADE

Kevin Garnett.....	3,743
Kevin Love.....	1,913
Sam Mitchell.....	1,773
Christian Laettner.....	1,463
Wally Szczerbiak.....	1,166

### FREE THROWS ATTEMPTED

Kevin Garnett.....	4,806
Kevin Love.....	2,346
Sam Mitchell.....	2,250
Christian Laettner.....	1,798
Doug West.....	1,398

### FREE-THROW PERCENTAGE (MIN. 250 FTA)

Terrell Brandon.....	.895
Kevin Martin.....	.886
Micheal Williams.....	.877
Luke Ridnour.....	.871
Sam Cassell.....	.870

### THREE-POINT FG MADE

Anthony Peeler.....	465
Kevin Love.....	440
Wally Szczerbiak.....	343
Isaiah Rider.....	295
Troy Hudson.....	285

### THREE-POINT FG ATTEMPTED

Anthony Peeler.....	1,226
Kevin Love.....	1,215
Wally Szczerbiak.....	849
Isaiah Rider.....	821
Troy Hudson.....	782

### THREE-POINT FG PCT. (MIN. 100 3FGA)

Fred Hoiberg.....	.461
Wally Szczerbiak.....	.404
Chauncey Billups.....	.387
Kevin Martin.....	.386
Martell Webster.....	.382

### OFFENSIVE REBOUNDS

Kevin Garnett.....	2,588
Kevin Love.....	1,345
Sam Mitchell.....	992
Nikola Pekovic.....	803
Al Jefferson.....	660

### DEFENSIVE REBOUNDS

Kevin Garnett.....	8,130
Kevin Love.....	3,108
Sam Mitchell.....	2,038
Christian Laettner.....	1,632
Al Jefferson.....	1,502

### TOTAL REBOUNDS

Kevin Garnett.....	10,718
Kevin Love.....	4,453
Sam Mitchell.....	3,030
Christian Laettner.....	2,225
Al Jefferson.....	2,162

### REBOUNDING AVERAGE (MIN. 100 GAMES)

Kevin Love.....	12.2
Kevin Garnett.....	11.0
Al Jefferson.....	10.4
Tom Gugliotta.....	8.5
Christian Laettner.....	8.1

### ASSISTS

Kevin Garnett.....	4,216
Ricky Rubio.....	2,309
Pooh Richardson.....	1,973
Terrell Brandon.....	1,681
Stephon Marbury.....	1,393

### ASSIST AVERAGE (MIN. 100 GAMES)

Stephon Marbury.....	8.3
Terrell Brandon.....	8.3
Ricky Rubio.....	8.3
Pooh Richardson.....	8.0
Micheal Williams.....	6.8

### STEALS

Kevin Garnett.....	1,315
Ricky Rubio.....	619
Corey Brewer.....	502
Sam Mitchell.....	449
Doug West.....	428

### BLOCKED SHOTS

Kevin Garnett.....	1,590
Rasho Nesterovic.....	373
Al Jefferson.....	300
Christian Laettner.....	299
Eddie Griffin.....	273

### PERSONAL FOULS

Kevin Garnett.....	2,437
Sam Mitchell.....	1,944
Doug West.....	1,723
Wally Szczerbiak.....	1,022
Christian Laettner.....	1,013

### DISQUALIFICATIONS

Felton Spencer.....	31
Sam Mitchell.....	28
Rasho Nesterovic.....	24
Christian Laettner.....	18
Kevin Garnett.....	17

### TURNOVERS

Kevin Garnett.....	2,404
Christian Laettner.....	871
Doug West.....	788
Ricky Rubio.....	781
Kevin Love.....	752

### GAMES PLAYED

Kevin Garnett.....	970
Sam Mitchell.....	757
Doug West.....	609
Wally Szczerbiak.....	438
Anthony Peeler.....	379

### GAMES STARTED

Kevin Garnett.....	933
Doug West.....	371
Wally Szczerbiak.....	336
Sam Mitchell.....	291
Kevin Love.....	282

### MINUTES PLAYED

Kevin Garnett.....	36,190
Sam Mitchell.....	18,394
Doug West.....	15,602
Wally Szczerbiak.....	14,713
Kevin Love.....	11,932





## ALL-TIME VS. NBA

1989-2005

	1989-90	1990-91	1991-92	1992-93	1993-94	1994-95	1995-96	1996-97	1997-98	1998-99	1999-00	2000-01	2001-02	2002-03	2003-04	2004-05
Atlanta	1-1	1-1	0-2	0-2	0-2	0-2	1-1	0-2	2-0		1-1	2-0	2-0	2-0	1-1	1-1
Boston	1-1	0-2	2-0	0-2	1-1	0-2	0-2	2-0	1-1	1-0	2-0	1-1	1-1	0-2	1-1	1-1
Brooklyn <sup>4</sup>	1-1	1-1	0-2	1-1	1-1	1-1	1-1	2-0	2-0		1-1	1-1	1-1	0-2	1-1	2-0
Charlotte	2-2	1-1	1-1	0-2	0-2	1-1	1-1	0-2	1-1		0-2	1-1	2-0			1-1
Chicago	0-2	0-2	0-2	0-2	0-2	0-2	0-2	0-2	1-1		2-0	2-0	2-0	2-0	2-0	0-2
Cleveland	1-1	1-1	0-2	0-2	0-2	1-1	0-2	0-2	0-2		2-0	2-0	0-2	2-0	2-0	1-1
Dallas	1-4	4-1	2-3	4-1	1-5	1-4	4-0	3-1	2-2	2-1	2-2	1-3	2-2	2-2	2-2	2-2
Denver	0-5	2-3	3-2	2-3	1-4	0-6	0-4	4-0	3-1	3-0	2-2	2-2	2-2	4-0	3-1	2-2
Detroit	0-2	0-2	1-1	1-1	0-2	1-1	1-1	0-2	2-0	1-0	2-0	2-0	1-1	1-1	2-0	1-1
Golden State	1-3	1-3	0-4	1-3	2-2	3-1	1-3	3-1	4-0	2-2	3-1	2-2	3-1	3-1	2-2	2-1
Houston	2-2	0-5	2-3	2-4	1-4	2-3	2-2	0-4	3-1	1-2	4-0	2-2	2-2	2-2	2-2	2-1
Indiana	1-1	1-1	0-2	1-1	0-2	0-2	1-1	0-2	0-2		1-1	1-1	1-1	0-2	1-1	0-2
L.A. Clippers	1-3	1-3	0-4	0-4	3-1	3-1	1-3	3-1	4-0	2-2	3-1	2-2	2-2	3-1	4-0	3-1
L.A. Lakers	0-4	1-3	1-3	1-3	1-3	1-3	1-3	1-3	0-4	1-2	0-4	1-3	2-2	2-2	3-1	1-2
Memphis <sup>1</sup>							2-2	4-0	4-0	3-1	4-0	3-1	4-0	4-0	3-1	1-3
Miami	1-1	2-0	0-2	0-2	0-2	1-1	1-1	1-1	1-1	1-0	0-2	1-1	2-0	1-1	2-0	1-1
Milwaukee	0-2	1-1	0-2	1-1	2-0	1-1	1-1	2-0	1-1	0-1	2-0	2-0	2-0	2-0	2-0	1-1
New Orleans <sup>2</sup>														1-1	2-0	4-0
New York	1-1	1-1	0-2	0-2	0-2	0-2	0-2	1-1	1-1	0-1	1-1	0-2	2-0	2-0	1-1	1-1
Oklahoma City <sup>3</sup>	1-3	2-2	0-4	0-4	0-4	0-4	0-4	0-4	1-3	2-1	2-2	3-1	2-2	2-2	3-1	1-3
Orlando	1-1	2-2	0-2	0-2	1-1	1-1	0-2	1-1	0-2		1-1	1-1	1-1	1-1	2-0	1-1
Philadelphia	1-1	2-0	0-2	0-2	2-0	1-1	1-1	1-1	2-0		1-1	1-1	1-1	1-1	1-1	2-0
Phoenix	0-4	0-4	0-4	0-4	0-4	0-4	1-3	3-1	3-1	1-2	1-3	3-1	2-2	3-1	4-0	1-3
Portland	1-3	0-4	0-4	1-3	0-4	0-4	0-4	2-2	1-3	0-3	2-2	3-1	2-2	3-1	1-3	4-0
Sacramento	2-2	3-1	1-3	1-3	2-2	1-3	3-1	0-4	3-1	3-1	3-1	2-2	1-3	2-2	3-1	3-1
San Antonio	1-4	0-4	0-6	1-4	1-4	0-5	1-3	4-0	1-3	2-2	3-1	1-3	2-2	2-2	2-2	1-2
Toronto							1-1	1-1	1-1	0-1	2-0	2-0	1-1	1-1	2-0	0-2
Utah	0-5	1-4	2-3	1-4	1-4	1-4	1-3	1-3	1-3	0-3	3-1	2-2	3-1	1-3	2-2	3-1
Washington	1-1	1-1	0-2	1-1	0-2	1-1	0-2	1-1	0-2		0-2	1-1	2-0	2-0	2-0	1-1
<b>EASTERN</b>	<b>10-16</b>	<b>12-14</b>	<b>4-24</b>	<b>5-23</b>	<b>7-21</b>	<b>9-19</b>	<b>9-21</b>	<b>12-18</b>	<b>15-15</b>	<b>3-3</b>	<b>18-12</b>	<b>20-10</b>	<b>21-9</b>	<b>18-12</b>	<b>24-6</b>	<b>14-16</b>
<b>WESTERN</b>	<b>12-44</b>	<b>17-39</b>	<b>11-43</b>	<b>14-40</b>	<b>13-41</b>	<b>12-42</b>	<b>17-35</b>	<b>28-24</b>	<b>30-22</b>	<b>22-22</b>	<b>32-20</b>	<b>27-25</b>	<b>29-23</b>	<b>33-19</b>	<b>34-18</b>	<b>30-22</b>
<b>OVERALL</b>	<b>22-60</b>	<b>29-53</b>	<b>15-67</b>	<b>19-63</b>	<b>20-62</b>	<b>21-61</b>	<b>26-56</b>	<b>40-42</b>	<b>45-37</b>	<b>25-25</b>	<b>50-32</b>	<b>47-35</b>	<b>50-32</b>	<b>51-31</b>	<b>58-24</b>	<b>44-38</b>

<sup>1</sup> Franchise based in Vancouver from 1995-96 through 2000-01.

<sup>2</sup> Franchise based in Oklahoma City from 2005-06 through 2006-07.

<sup>3</sup> Franchise based in Seattle from 1967-68 through 2007-08.

<sup>4</sup> Franchise based in New Jersey from 1976-77 through 2011-12.



## ALL-TIME VS. NBA

2005-2016

												OVERALL		
	2005-06	2006-07	2007-08	2008-09	2009-10	2010-11	2011-12	2012-13	2013-14	2014-15	2015-16	HOME	ROAD	TOTAL
Atlanta	1-1	0-2	0-2	0-2	0-2	0-2	0-1	1-1	1-1	0-2	2-0	13-12	6-20	19-32
Boston	1-1	1-1	0-2	0-2	0-2	0-2	0-1	1-1	1-1	1-1	1-1	12-14	8-18	20-32
Brooklyn <sup>4</sup>	1-1	1-1	1-1	1-1	2-0	1-1	1-0	1-1	1-1	1-1	2-0	19-6	10-16	29-22
Charlotte	1-1	1-1	0-2	1-1	0-2	0-2	2-0	0-2	1-1	0-2	0-2	13-12	4-21	17-33
Chicago	1-1	2-0	1-1	2-0	0-2	0-2	0-1	0-2	1-1	0-2	2-0	11-15	9-16	20-31
Cleveland	1-1	0-2	0-2	0-2	0-2	2-0	0-1	2-0	1-1	0-2	0-2	10-16	8-17	18-33
Dallas	1-2	0-4	0-3	0-4	1-3	0-3	2-1	2-2	3-1	0-3	0-4	22-32	22-33	44-65
Denver	1-3	2-2	0-4	0-4	1-3	0-4	1-3	2-2	2-2	1-3	1-3	25-32	19-38	44-70
Detroit	0-2	1-1	0-2	1-1	0-2	2-0	2-0	2-0	2-0	2-0	0-2	16-11	12-14	28-25
Golden State	2-2	1-2	1-3	2-2	0-3	1-3	1-2	0-4	1-2	0-4	1-2	24-28	19-31	43-59
Houston	2-2	2-2	0-3	0-4	0-3	1-3	3-1	1-2	1-3	0-4	0-3	24-31	15-38	39-69
Indiana	1-1	2-0	1-1	1-1	1-1	1-1	0-2	1-1	1-1	1-1	0-2	13-13	5-21	18-34
L.A. Clippers	1-3	2-1	3-1	2-1	1-3	1-3	3-1	0-4	0-4	0-3	1-3	29-23	20-33	49-56
L.A. Lakers	3-1	1-3	0-3	0-4	0-3	0-4	0-4	0-3	3-1	1-3	2-1	18-33	9-42	27-75
Memphis <sup>1</sup>	1-3	1-2	2-2	3-0	1-3	0-4	0-4	0-3	2-2	1-2	2-2	25-15	20-20	45-35
Miami	1-1	0-2	1-1	1-1	1-1	0-2	0-1	0-2	1-1	1-1	1-1	13-14	9-16	22-30
Milwaukee	1-1	0-2	1-1	2-0	0-2	1-1	0-1	2-0	2-0	0-2	0-2	17-9	12-14	29-23
New Orleans <sup>2</sup>	1-2	1-3	1-3	1-2	0-4	2-1	1-2	3-1	2-1	0-4	2-2	12-12	9-14	21-26
New York	2-0	2-0	1-1	1-1	1-1	1-1	0-1	0-2	1-1	2-0	0-2	13-13	9-17	22-30
Oklahoma City <sup>3</sup>	2-2	1-3	1-3	2-2	0-4	0-4	0-3	2-2	1-3	0-4	1-3	19-34	10-43	29-77
Orlando	1-1	1-1	1-1	0-2	0-2	0-2	0-1	1-1	1-1	0-2	0-2	12-14	6-21	18-35
Philadelphia	0-2	2-0	1-1	1-1	1-1	0-2	1-0	2-0	2-0	0-2	1-1	17-9	11-14	28-23
Phoenix	1-2	1-3	2-2	1-2	0-4	0-3	1-2	3-1	1-2	1-3	2-2	21-29	14-38	35-67
Portland	2-2	2-2	0-4	0-4	0-4	0-4	2-1	0-4	1-3	2-2	1-3	18-34	12-42	30-76
Sacramento	2-1	2-2	2-1	1-3	2-2	1-2	2-2	2-1	2-2	0-3	4-0	33-19	20-31	53-50
San Antonio	0-4	1-2	0-4	0-4	0-3	0-4	2-1	2-2	1-2	0-4	0-3	19-35	9-45	28-80
Toronto	0-2	0-2	0-2	0-2	0-2	1-1	0-1	0-2	0-2	0-2	1-1	10-9	3-18	13-27
Utah	1-3	1-3	2-2	1-3	2-2	1-3	1-2	0-4	3-1	1-3	1-3	23-33	14-42	37-75
Washington	1-1	1-1	0-2	0-2	1-1	1-1	1-0	1-1	1-1	1-1	1-1	14-11	8-18	22-29
<b>EASTERN</b>	<b>13-17</b>	<b>14-16</b>	<b>8-22</b>	<b>11-19</b>	<b>7-23</b>	<b>10-20</b>	<b>7-11</b>	<b>14-16</b>	<b>17-13</b>	<b>9-21</b>	<b>11-19</b>	<b>202-177</b>	<b>120-259</b>	<b>322-436</b>
<b>WESTERN</b>	<b>20-32</b>	<b>18-34</b>	<b>14-38</b>	<b>13-39</b>	<b>8-44</b>	<b>7-45</b>	<b>19-29</b>	<b>17-35</b>	<b>23-29</b>	<b>7-45</b>	<b>18-34</b>	<b>313-391</b>	<b>212-492</b>	<b>525-883</b>
<b>OVERALL</b>	<b>33-49</b>	<b>32-50</b>	<b>22-60</b>	<b>24-58</b>	<b>15-67</b>	<b>17-65</b>	<b>26-40</b>	<b>31-51</b>	<b>40-42</b>	<b>16-66</b>	<b>29-53</b>	<b>515-568</b>	<b>332-751</b>	<b>847-1319</b>

<sup>1</sup> Franchise based in Vancouver from 1995-96 through 2000-01.

<sup>2</sup> Franchise based in Oklahoma City from 2005-06 through 2006-07.

<sup>3</sup> Franchise based in Seattle from 1967-68 through 2007-08.

<sup>4</sup> Franchise based in New Jersey from 1976-77 through 2011-12.



## ALL-TIME TOP GAMES BY WOLVES/OPPONENTS

### 40-OR-MORE POINTS

52	Mo Williams, @ Indiana	1/13/15
51	Kevin Love, @ Oklahoma City (2OT)	3/23/12
51	Corey Brewer, vs. Houston	4/11/14
47	Kevin Garnett, vs. Phoenix	1/4/05
45	Kevin Love, @ L.A. Clippers (OT)	12/22/13
44	Tony Campbell, vs. Boston	2/2/90
44	Wally Szczerbiak, vs. Chicago	4/13/03
44	Kevin Garnett, vs. Phoenix	1/29/07
43	Kevin Love, @ Denver	12/18/10
43	Kevin Love, @ Atlanta	2/1/14
43	Kevin Love, @ Sacramento	4/13/14
42	Isaiah Rider, @ Golden State	4/1/95
42	Ricky Davis, @ Golden State	4/15/07
42	Michael Beasley, @ Sacramento	11/10/10
42	Kevin Love, @ Portland	3/3/12
42	Kevin Love, @ San Antonio	12/13/13
42	Kevin Love, vs. Indiana	2/19/14
41	Isaiah Rider, vs. Golden State	2/7/95
40	Randy Breuer, vs. Golden State	2/4/90
40	Stephon Marbury, vs. Houston	2/17/99
40	Kevin Garnett, @ Boston	3/22/00
40	Kevin Garnett, vs. Sacramento	2/7/01
40	Al Jefferson, vs. New Jersey	1/27/08
40	Al Jefferson, @ Charlotte	4/8/08
40	Kevin Love, @ Charlotte	3/28/12
40	Kevin Love, @ Golden State	4/14/14

### 23-OR-MORE REBOUNDS

31	Kevin Love, vs. New York	11/12/10
26	Al Jefferson, @ Houston (3OT)	1/13/10
25	Kevin Garnett, @ Sacramento (OT)	12/5/03
25	Kevin Garnett, vs. Orlando	1/12/05
24	Kevin Garnett, vs. Sacramento	12/14/01
24	Kevin Garnett, vs. Milwaukee	11/7/02
24	Kevin Garnett, @ Sacramento (OT)	3/5/03
24	Kevin Garnett, vs. Sacramento	2/19/04
24	Kevin Love, @ L.A. Lakers	11/9/10
24	Kevin Love, @ Boston	1/3/11
24	Kevin Love, @ Sacramento	11/27/12
23	Kevin Garnett, @ Orlando	12/27/99
23	Kevin Love, vs. Golden State	2/27/11
23	Kevin Love, @ Philadelphia	3/4/11

### 16-OR-MORE ASSISTS

17	Sidney Lowe, @ Golden State	3/20/90
17	Pooh Richardson, @ Washington	3/13/92
17	Micheal Williams, vs. L.A. Clippers	12/10/93
17	Stephon Marbury, vs. Milwaukee	4/18/97
17	Chauncey Billups, vs. Dallas	3/28/02
17	Ricky Rubio, vs. Indiana	2/19/14
17	Ricky Rubio, vs. Chicago	11/1/14
17	Ricky Rubio, vs. Utah	12/30/15
17	Ricky Rubio, @ Phoenix	3/14/16
16	Pooh Richardson, @ New York	1/16/91
16	Pooh Richardson, vs. San Antonio	4/7/91
16	Micheal Williams, vs. L.A. Clippers	1/18/93
16	Micheal Williams, vs. Portland	4/16/93
16	Micheal Williams, vs. L.A. Lakers	11/27/93
16	Terry Porter, @ Orlando	12/20/95
16	Terry Porter, vs. L.A. Clippers	3/31/96
16	Stephon Marbury, vs. L.A. Clippers	12/20/97
16	Stephon Marbury, vs. Miami	4/7/98
16	Stephon Marbury, vs. Portland	2/28/99
16	Terrell Brandon, vs. Sacramento	4/3/99
16	Terrell Brandon, vs. Phoenix	4/28/99
16	Terrell Brandon, vs. Cleveland (OT)	3/21/00
16	Terrell Brandon, vs. Milwaukee	1/29/01
16	Terrell Brandon, vs. Golden State	2/23/01
16	Ricky Rubio, vs. Cleveland	11/13/13
16	Ricky Rubio, vs. New York	2/20/16

### 42-OR-MORE POINTS

55	Tony Parker, vs. San Antonio (2OT)	11/5/08
53	Shaquille O'Neal, @ Orlando	4/20/94
50	David Robinson, vs. San Antonio	2/21/94
50	Cedric Ceballos, @ L.A. Lakers	12/20/94
50	Kobe Bryant, @ L.A. Lakers	3/18/07
48	Kevin Martin, @ Sacramento	3/7/08
48	Kevin Durant, vs. Oklahoma City	1/4/14
47	Kevin Durant, vs. Oklahoma City (OT)	1/26/11
46	Hakeem Olajuwon, @ Houston	3/23/96
46	Stephen Curry, vs. Golden State	11/12/15
45	Michael Jordan, vs. Chicago	11/8/89
45	Dominique Wilkins, @ Atlanta	3/19/93
45	Latrell Sprewell, vs. Golden State	10/31/97
45	LeBron James, vs. Cleveland	11/21/07
45	Carmelo Anthony, @ Denver	12/10/08
45	Russell Westbrook, @ Oklahoma City (2OT)	3/23/12
44	Karl Malone, @ Utah	4/14/98
44	Gary Payton, vs. Seattle (OT)	3/4/01
44	Manu Ginobili, vs. San Antonio	2/21/08
43	David Robinson, @ San Antonio	11/9/93
43	Allen Iverson, vs. Philadelphia	4/10/98
43	Allen Iverson, vs. Philadelphia	3/28/00
43	Aaron Brooks, @ Houston	1/13/10
43	Kevin Durant, vs. Oklahoma City	4/14/12
42	Hakeem Olajuwon, @ Houston	4/12/94
42	Paul Pierce, vs. Boston	1/15/01
42	Paul Pierce, @ Boston	12/20/02
42	Anthony Morrow, @ New Jersey	2/3/12

### 22-OR-MORE REBOUNDS

29	Dennis Rodman, @ San Antonio	11/9/93
29	Dikembe Mutombo, @ Atlanta	12/14/99
27	Dennis Rodman, vs. Detroit	1/23/92
25	Kenneth Faried, @ Denver	12/26/14
24	Dennis Rodman, vs. Detroit	11/28/92
24	Charles Barkley, vs. Phoenix (OT)	1/27/93
24	Dennis Rodman, @ Chicago	2/27/96
24	DeAndre Jordan, vs. L.A. Clippers	3/31/14
23	Larry Smith, @ Houston	1/24/91
23	Larry Smith, vs. Houston	2/24/91
23	Michael Cage, @ Seattle	12/6/91
23	Hakeem Olajuwon, @ Houston	1/28/92
23	Larry Johnson, @ Charlotte	3/10/92
23	Jayson Williams, @ New Jersey	1/29/97
23	Chris Kaman, @ L.A. Clippers	3/13/06
22	Dikembe Mutombo, vs. Denver	1/3/95
22	Lorenzen Wright, vs. L.A. Clippers	12/20/97
22	Marcus Camby, @ Denver	11/13/05
22	Dwight Howard, vs. Orlando	11/11/06

### 18-OR-MORE ASSISTS

23	John Stockton, @ Utah	4/17/92
21	Deron Williams, @ New Jersey	4/5/11
20	John Stockton, @ Utah	12/28/92
19	Rod Strickland, vs. San Antonio	3/3/92
19	Steve Nash, @ Phoenix	12/15/10
19	José Calderón, @ Toronto	2/4/11
18	John Stockton, vs. Utah (OT)	11/21/89
18	John Stockton, @ Utah (OT)	2/13/90
18	Kevin Johnson, @ Phoenix	3/23/90
18	John Stockton, @ Utah	4/20/90
18	John Stockton, vs. Utah	1/11/92
18	Steve Nash, vs. Phoenix	1/29/07
18	Steve Blake, vs. Denver	2/14/07



## ALL-TIME LEADERS VS. WOLVES

TOTAL POINTS		G	PTS	AVG
1	Karl Malone, Utah/L.A. Lakers	63	1,677	26.6
2	Kobe Bryant, L.A. Lakers	64	1,551	24.2
3	Dirk Nowitzki, Dallas	59	1,250	21.2
4	David Robinson, San Antonio	55	1,233	22.4
5	Shaquille O'Neal, Orl./L.A.L./Mia./Pho./Cle./Bos.	47	1,178	25.1
6	Tim Duncan, San Antonio	63	1,129	17.9
7	Hakeem Olajuwon, Houston/Toronto	47	1,106	23.5
8	Gary Payton, Sea./Mil./L.A.L./Bos./Miami	57	949	16.6
9	Carmelo Anthony, Denver/New York	37	922	24.9
10	Shawn Marion, Pho./Mia./Tor./Dal./Cleveland	54	887	16.4

SCORING AVERAGE (MIN. 6 GAMES)		G	PTS	AVG
1	Michael Jordan, Chicago/Washington	18	526	29.2
2	Kevin Durant, Seattle/Oklahoma City	32	882	27.6
3	LeBron James, Cle./Mia./Cleveland	25	670	26.8
4	Karl Malone, Utah/L.A. Lakers	63	1,677	26.6
5	Allen Iverson, Phi./Den./Det./Philadelphia	24	625	26.0
6	Dwyane Wade, Miami	19	492	25.9
7	Shaquille O'Neal, Orl./L.A.L./Mia./Pho./Cle./Bos.	47	1,178	25.1
8	Carmelo Anthony, Denver/New York	37	922	24.9
9	Kobe Bryant, L.A. Lakers	64	1,551	24.2
10	Damian Lillard, Portland	16	383	23.9

REBOUND AVERAGE (MIN. 6 GAMES)		G	REB	AVG
1	Dennis Rodman, Det./S.A./Chi./L.A. Lakers	20	331	16.6
2	Roy Tarpley, Dallas	7	90	12.9
3	Dwight Howard, Orl./L.A.L./Houston	24	308	12.8
4	Shaquille O'Neal, Orl./L.A.L./Mia./Pho./Cle./Bos.	47	526	11.2
5	Tim Duncan, San Antonio	63	702	11.1
6	David Robinson, San Antonio	55	609	11.1
7	Hakeem Olajuwon, Houston/Toronto	47	510	10.9
8	Charles Barkley, Phi./Pho./Houston	26	281	10.8
9	Dikembe Mutombo, Den./Atl./Phi./N.J./N.Y./Hou.	49	522	10.7
10	DeAndre Jordan, L.A. Clippers	28	296	10.6

ASSIST AVERAGE (MIN. 6 GAMES)		G	AST	AVG
1	John Stockton, Utah	60	717	12.0
2	Earvin Johnson, L.A. Lakers	9	102	11.3
3	John Wall, Washington	11	114	10.4
4	Chris Paul, New Orleans/L.A. Clippers	33	338	10.2
5	Deron Williams, Utah/N.J./Bkn./Dallas	31	308	9.9
6	Russell Westbrook, Oklahoma City	28	257	9.2
7	Steve Nash, Pho./Dal./Pho./L.A. Lakers	59	540	9.2
8	Rajon Rondo, Bos./Dal./Sacramento	15	137	9.1
9	Jason Kidd, Dal./Pho./N.J./Dal./N.Y.	54	476	8.8
10	Rod Strickland, N.Y./S.A./Port./Wash./Port./Mia./Orl./Hou.	39	342	8.8





## HEAD COACHING RECORDS

### BILL MUSSELMAN

Hired: Aug. 23, 1988

SEASON	W-L (PCT.)
89-90	22-60 (.268)
90-91	29-53 (.354)
<b>TOTAL</b>	<b>51-113 (.311)</b>

Departed: Apr. 22, 1991

FINISH/DIVISION	PLAYOFFS (PCT.)
6th/Midwest	---
5th/Midwest	---

### JIMMY RODGERS

Hired: June 19, 1991

SEASON	W-L (PCT.)
91-92	15-67 (.183)
92-93	6-23 (.207)
<b>TOTAL</b>	<b>21-90 (.190)</b>

Departed: Jan. 11, 1993

FINISH/DIVISION	PLAYOFFS (PCT.)
6th/Midwest	---
---	---

### SIDNEY LOWE

Hired: Jan. 11, 1993

SEASON	W-L (PCT.)
92-93	13-40 (.245)
93-94	20-62 (.244)
<b>TOTAL</b>	<b>33-102 (.244)</b>

Departed: Aug. 17, 1994

FINISH/DIVISION	PLAYOFFS (PCT.)
5th/Midwest	---
5th/Midwest	---

### BILL BLAIR

Hired: Aug. 29, 1994

SEASON	W-L (PCT.)
94-95	21-61 (.256)
95-96	6-14 (.300)
<b>TOTAL</b>	<b>27-75 (.265)</b>

Departed: Dec. 18, 1995

FINISH/DIVISION	PLAYOFFS (PCT.)
6th/Midwest	---
---	---

### FLIP SAUNDERS

Hired: Dec. 18, 1995

Hired: June 6, 2014

SEASON	W-L (PCT.)
95-96	20-42 (.323)
96-97	40-42 (.488)
97-98	45-37 (.549)
98-99	25-25 (.500)
99-00	50-32 (.610)
00-01	47-35 (.573)
01-02	50-32 (.610)
02-03	51-31 (.622)
03-04	58-24 (.707)
04-05	25-26 (.490)
14-15	16-66 (.195)
<b>TOTAL</b>	<b>427-392 (.521)</b>

Departed: Feb. 12, 2005

Departed: Oct. 25, 2015

FINISH/DIVISION	PLAYOFFS (PCT.)
5th/Midwest	---
3rd/Midwest	0-3 (.000)
3rd/Midwest	2-3 (.400)
4th/Midwest	1-3 (.250)
3rd/Midwest	1-3 (.250)
4th/Midwest	1-3 (.250)
3rd/Midwest	0-3 (.000)
3rd/Midwest	2-4 (.333)
1st/Midwest	10-8 (.556)
---	---
5th/Northwest	---
<b>TOTAL</b>	<b>17-30 (.362)</b>

### KEVIN MCHALE

Hired: Feb. 12, 2005 (Interim)

Hired: Dec. 8, 2008

SEASON	W-L (PCT.)
04-05	19-12 (.613)
08-09	20-43 (.317)
<b>TOTAL</b>	<b>39-55 (.415)</b>

Departed: June 17, 2005

Departed: June 17, 2009

FINISH/DIVISION	PLAYOFFS (PCT.)
3rd/Northwest	---
4th/Northwest	---

### DWANE CASEY

Hired: June 17, 2005

SEASON	W-L (PCT.)
05-06	33-49 (.402)
06-07	20-20 (.500)
<b>TOTAL</b>	<b>53-69 (.434)</b>

Departed: Jan. 23, 2007

FINISH/DIVISION	PLAYOFFS (PCT.)
4th/Northwest	---
---	---

### RANDY WITTMAN

Hired: Jan. 23, 2007

SEASON	W-L (PCT.)
06-07	12-30 (.286)
07-08	22-60 (.268)
08-09	4-15 (.211)
<b>TOTAL</b>	<b>38-105 (.266)</b>

Departed: Dec. 8, 2008

FINISH/DIVISION	PLAYOFFS (PCT.)
T3rd/Northwest	---
4th/Northwest	---
---	---

### KURT RAMBIS

Hired: Aug. 10, 2009

SEASON	W-L (PCT.)
09-10	15-67 (.183)
10-11	17-65 (.207)
<b>TOTAL</b>	<b>32-132 (.195)</b>

Departed: July 12, 2011

FINISH/DIVISION	PLAYOFFS (PCT.)
5th/Northwest	---
5th/Northwest	---

### RICK ADELMAN

Hired: Sept. 28, 2011

SEASON	W-L (PCT.)
11-12	26-40 (.394)
12-13	31-51 (.378)
13-14	40-42 (.488)
<b>TOTAL</b>	<b>97-133 (.422)</b>

Departed: Apr. 21, 2014

FINISH/DIVISION	PLAYOFFS (PCT.)
5th/Northwest	---
5th/Northwest	---
3rd/Northwest	---

### SAM MITCHELL

Hired: Sept. 11, 2015

SEASON	W-L (PCT.)
15-16	29-53 (.354)
<b>TOTAL</b>	<b>29-53 (.354)</b>

Departed: Apr. 13, 2016

FINISH/DIVISION	PLAYOFFS (PCT.)
5th/Northwest	---



## ATTENDANCE

YEAR	TOTAL HOME ATTENDANCE	AVG. HOME ATTENDANCE	PCT. CAPACITY	NBA RANK	SELL-OUTS	AVG. ROAD ATTENDANCE
1989-90	1,072,572*	26,160*	—	1st	—	14,935
1990-91	779,470	19,011	100.0	3rd	41	13,951
1991-92	769,035	18,757	98.7	4th	23	14,824
1992-93	754,593	18,405	96.8	7th	12	15,279
1993-94	733,419	17,888	94.1	9th	4	14,849
1994-95	603,518	14,720	77.5	21st	2	15,542
1995-96	585,669	14,285	75.2	26th	3	16,202
1996-97	697,727	17,018	89.5	14th	7	16,300
1997-98	738,572	18,014	94.8	11th	12	16,640
1998-99	427,974	17,119	90.1	13th	4	16,218
1999-00	655,998	16,400	86.3	16th	9	16,762
2000-01	717,371	17,497	92.1	11th	8	16,788
2001-02	731,673	17,846	93.9	13th	15	16,962
2002-03	643,684	15,700	82.6	18th	3	16,658
2003-04	723,071	17,636	92.8	11th	15	17,862
2004-05	704,438	17,181	88.5	15th	6	17,874
2005-06	662,167	16,150	83.4	25th	1	17,421
2006-07	655,947	15,999	82.7	24th	7	17,894
2007-08	593,537	14,477	74.8	25th	5	16,690
2008-09	594,743	14,506	74.9	27th	0	16,843
2009-10	619,170	15,102	78.0	25th	2	16,113
2010-11	624,960	15,243	78.8	24th	1	16,886
2011-12	577,197	17,491	90.4	15th	11	16,311
2012-13	669,976	16,341	84.4	21st	3	16,996
2013-14	597,157	14,565	75.2	27th	1	17,606
2014-15	595,652	14,528	75.1	29th	5	18,001
2015-16	581,178	14,175	73.2	29th	1	17,832
<b>TOTALS</b>	<b>18,110,468</b>	<b>16,738</b>	<b>—</b>	<b>—</b>	<b>201</b>	<b>16,535</b>

(\*NBA Record)

### ATTENDANCE NOTES

Minnesota surpassed the 10-million mark in all-time home attendance on Nov. 18, 2003 vs. Denver (its 563rd home date), becoming the second-fastest franchise in league history to reach that plateau. The Wolves set an all-time NBA single-season record by drawing 1,072,572 fans (an average of 26,160) to the Metrodome in their inaugural 1989-90 campaign.

The largest attendance ever for a Timberwolves game was 49,551 on Apr. 17, 1990, for the club's final Metrodome appearance (vs. Denver). Minnesota drew a Target Center-record crowd of 20,391 for its Mar. 12, 2004 game against the L.A. Lakers. The Timberwolves' smallest-ever home attendance was 9,954 for the Nov. 15, 1995 game vs. San Antonio.

### TIMBERWOLVES ALL-TIME LARGEST HOME CROWDS

#### METRODOME

49,551	vs. Denver	Apr. 17, 1990
45,458	vs. Orlando	Apr. 13, 1990
43,606	vs. L.A. Lakers	Mar. 17, 1990
40,415	vs. Utah	Apr. 15, 1990
35,713	vs. Boston	Feb. 2, 1990
35,427	vs. Chicago	Nov. 8, 1989
29,434	vs. Golden State	Feb. 4, 1990
29,117	vs. Philadelphia	Nov. 10, 1989
29,056	vs. Detroit	Jan. 27, 1990
28,514	vs. Atlanta	Feb. 18, 1990

#### TARGET CENTER

20,391	vs. L.A. Lakers	Mar. 12, 2004
20,347	vs. San Antonio	Feb. 22, 2004
20,340	vs. Houston	Dec. 26, 2012
20,320	vs. Washington	Jan. 21, 2002
20,232	vs. New York	Feb. 11, 2012
20,214	vs. Chicago	Feb. 16, 1996
20,200	vs. L.A. Lakers	Apr. 9, 2010
20,199	vs. L.A. Lakers	Mar. 14, 2003
20,197	vs. L.A. Lakers	Feb. 27, 1998
20,196	vs. Phoenix	Feb. 23, 2007

# PLAYOFFS

MINNESOTA TIMBERWOLVES

**POWER  
OF  
THE PACK**





## WOLVES INDIVIDUAL PLAYOFF RECORDS

### MOST POINTS

Career:	1,049	Kevin Garnett	1997-2004
7-Game Series:	167	Kevin Garnett	vs. Sacramento, 2004
6-Game Series:	162	Kevin Garnett	vs. L.A. Lakers, 2003
5-Game Series:	129	Kevin Garnett	vs. Denver, 2004
4-Game Series:	87	Kevin Garnett	vs. San Antonio, 1999
3-Game Series:	72	Kevin Garnett	vs. Dallas, 2002
Game:	40	Sam Cassell	vs. Denver, 4/18/04;
		Sam Cassell	vs. Sacramento, 5/4/04
Half:	30	Sam Cassell	vs. Sacramento (2nd), 5/4/04
Period:	18	Sam Cassell	vs. Sacramento (3rd), 5/4/04
Overtime:	6	Kevin Garnett	@ Sacramento, 5/10/04

### MOST FIELD GOALS MADE

Career:	415	Kevin Garnett	1997-2004
7-Game Series:	62	Kevin Garnett	vs. Sacramento, 2004
6-Game Series:	71	Kevin Garnett	vs. L.A. Lakers, 2003
5-Game Series:	49	Kevin Garnett	vs. Denver, 2004
4-Game Series:	35	Kevin Garnett	vs. San Antonio, 1999
3-Game Series:	26	Stephon Marbury	vs. Houston, 1997
Game:	16	Sam Cassell	vs. Denver, 4/18/04

### MOST FIELD GOALS ATTEMPTED

Career:	907	Kevin Garnett	1997-2004
7-Game Series:	141	Kevin Garnett	vs. Sacramento, 2004
6-Game Series:	138	Kevin Garnett	vs. L.A. Lakers, 2003
5-Game Series:	108	Kevin Garnett	vs. Denver, 2004
4-Game Series:	79	Kevin Garnett	vs. San Antonio, 1999
3-Game Series:	65	Stephon Marbury	vs. Houston, 1997
Game:	31	Kevin Garnett	@ L.A. Lakers, 4/24/03 (OT)
	30	Kevin Garnett	vs. Denver, 4/18/04

### HIGHEST FIELD-GOAL PERCENTAGE

Career:	.521	(62-119) Trenton Hassell	2004
7-Game Series:	.464	(45-97) Sam Cassell	vs. Sacramento, 2004
6-Game Series:	.514	(71-138) Kevin Garnett	vs. L.A. Lakers, 2003
5-Game Series:	.480	(36-75) Kevin Garnett	vs. Seattle, 1998;
		(36-75) Sam Cassell	vs. Denver, 2004
4-Game Series:	.508	(32-63) Terrell Brandon	vs. Portland, 2000
3-Game Series:	.545	(12-22) Doug West	vs. Houston, 1997
Game:	.714	(15-21) Kevin Garnett	vs. L.A. Lakers, 4/22/03

### MOST THREE-POINT FIELD GOALS MADE

Career:	37	Latrell Sprewell	2004
7-Game Series:	15	Fred Hoiberg	vs. Sacramento, 2004
6-Game Series:	17	Troy Hudson	vs. L.A. Lakers, 2003
5-Game Series:	15	Anthony Peeler	vs. Seattle, 1998
4-Game Series:	6	Anthony Peeler	vs. San Antonio, 2001
3-Game Series:	6	Stephon Marbury	vs. Houston, 1997;
		Chauncey Billups	vs. Dallas, 2002
Game:	7	Latrell Sprewell	vs. Denver, 4/21/04;
		Sam Cassell	vs. Sacramento, 5/4/04

### MOST THREE-POINT FIELD GOALS ATTEMPTED

Career:	96	Anthony Peeler	1998-2003;
		Latrell Sprewell	2004
7-Game Series:	37	Latrell Sprewell	vs. Sacramento, 2004
6-Game Series:	39	Troy Hudson	vs. L.A. Lakers, 2003
5-Game Series:	31	Anthony Peeler	vs. Seattle, 1998
4-Game Series:	17	Anthony Peeler	vs. San Antonio, 2001
3-Game Series:	20	Stephon Marbury	vs. Houston, 1997
Game:	11	Troy Hudson	@ L.A. Lakers, 4/27/03;
		Sam Cassell	vs. Sacramento, 5/4/04

### HIGHEST THREE-POINT FIELD-GOAL PERCENTAGE

Career:	.458	(22-48) Fred Hoiberg	2004
7-Game Series:	.500	(15-30) Fred Hoiberg	vs. Sacramento, 2004
6-Game Series:	.436	(17-39) Troy Hudson	vs. L.A. Lakers, 2003
5-Game Series:	.560	(14-25) Latrell Sprewell	vs. Denver, 2004
4-Game Series:	.600	(3-5) Terrell Brandon	vs. San Antonio, 1999
3-Game Series:	1.000	(2-2) Shane Heal	vs. Houston, 1997
Game:	1.000	(3-3) Anthony Peeler	vs. San Antonio, 4/28/01

### MOST FREE THROWS MADE

Career:	207	Kevin Garnett	1997-2004
7-Game Series:	41	Kevin Garnett	vs. Sacramento, 2004
6-Game Series:	36	Troy Hudson	vs. L.A. Lakers, 2003
5-Game Series:	31	Kevin Garnett	vs. Denver, 2004
4-Game Series:	30	Kevin Garnett	vs. San Antonio, 2001
3-Game Series:	23	Kevin Garnett	vs. Dallas, 2002
Game:	15	Troy Hudson	vs. L.A. Lakers, 4/22/03

### MOST FREE THROWS ATTEMPTED

Career:	272	Kevin Garnett	1997-2004
7-Game Series:	50	Kevin Garnett	vs. Sacramento, 2004
6-Game Series:	38	Troy Hudson	vs. L.A. Lakers, 2003
5-Game Series:	43	Kevin Garnett	vs. Denver, 2004
4-Game Series:	36	Kevin Garnett	vs. San Antonio, 2001
3-Game Series:	32	Kevin Garnett	vs. Dallas, 2002
Game:	17	Kevin Garnett	@ Dallas, 4/24/02

### HIGHEST FREE-THROW PERCENTAGE

Career:	.947	(36-38) Troy Hudson	2003
7-Game Series:	.820	(41-50) Kevin Garnett	vs. Sacramento, 2004
6-Game Series:	.947	(36-38) Troy Hudson	vs. L.A. Lakers, 2003
5-Game Series:	.955	(21-22) Sam Cassell	vs. Denver, 2004
4-Game Series:	.923	(12-13) Terrell Brandon	vs. San Antonio, 1999
3-Game Series:	1.000	(9-9) Doug West	vs. Houston, 1997
Game:	1.000	(12-12) Sam Cassell	vs. Denver, 4/30/04





## WOLVES INDIVIDUAL PLAYOFF RECORDS

### MOST REBOUNDS

Career:	628	Kevin Garnett	1997-2004
7-Game Series:	108	Kevin Garnett	vs. Sacramento, 2004
6-Game Series:	94	Kevin Garnett	vs. L.A. Lakers, 2003
5-Game Series:	74	Kevin Garnett	vs. Denver, 2004
4-Game Series:	48	Kevin Garnett	vs. San Antonio, 1999;
		Kevin Garnett	vs. San Antonio, 2001
3-Game Series:	56	Kevin Garnett	vs. Dallas, 2002
Game:	22	Kevin Garnett	vs. Denver, 4/21/04

### MOST OFFENSIVE REBOUNDS

Career:	136	Kevin Garnett	1997-2004
7-Game Series:	18	Kevin Garnett	vs. Sacramento, 2004
6-Game Series:	13	Kevin Garnett	vs. L.A. Lakers, 2004
5-Game Series:	17	Kevin Garnett	vs. Seattle, 1998
4-Game Series:	16	Kevin Garnett	vs. San Antonio, 1999
3-Game Series:	19	Dean Garrett	vs. Houston, 1997
Game:	12	Dean Garrett	vs. Houston, 4/29/97

### MOST DEFENSIVE REBOUNDS

Career:	492	Kevin Garnett	1997-2004
7-Game Series:	90	Kevin Garnett	vs. Sacramento, 2004
6-Game Series:	83	Kevin Garnett	vs. L.A. Lakers, 2003
5-Game Series:	66	Kevin Garnett	vs. Denver, 2004
4-Game Series:	38	Kevin Garnett	vs. San Antonio, 2001
3-Game Series:	40	Kevin Garnett	vs. Dallas, 2002
Game:	20	Kevin Garnett	vs. Denver, 4/21/04;
		Kevin Garnett	vs. Sacramento, 5/19/04

### MOST ASSISTS

Career:	236	Kevin Garnett	1997-2004
7-Game Series:	38	Sam Cassell	vs. Sacramento, 2004
6-Game Series:	33	Troy Hudson	vs. L.A. Lakers, 2003
5-Game Series:	38	Stephon Marbury	vs. Seattle, 1998
4-Game Series:	35	Kevin Garnett	vs. Portland, 2000
3-Game Series:	23	Stephon Marbury	vs. Houston, 1997
Game:	13	Stephon Marbury	vs. Houston, 4/29/97

### MOST BLOCKED SHOTS

Career:	88	Kevin Garnett	1997-2004
7-Game Series:	24	Kevin Garnett	vs. Sacramento, 2004
6-Game Series:	10	Kevin Garnett	vs. L.A. Lakers, 2003
5-Game Series:	12	Kevin Garnett	vs. Seattle, 1998
4-Game Series:	8	Kevin Garnett/Joe Smith	vs. San Antonio, 1999
3-Game Series:	5	Kevin Garnett	vs. Dallas, 2002
Game:	6	Kevin Garnett	vs. Sacramento, 5/8/04

### MOST STEALS

Career:	63	Kevin Garnett	1997-2004
7-Game Series:	12	Kevin Garnett	vs. Sacramento, 2004
6-Game Series:	10	Kevin Garnett	vs. L.A. Lakers, 2003
5-Game Series:	12	Stephon Marbury	vs. Seattle, 1998
4-Game Series:	9	Terrell Brandon	vs. San Antonio, 1999
3-Game Series:	7	Tom Gugliotta	vs. Houston, 1997
Game:	5	Most recently: Latrell Sprewell	@ Sacramento, 5/16/04

### MOST PERSONAL FOULS

Career:	149	Kevin Garnett	1997-2004
7-Game Series:	33	Sam Cassell	vs. Sacramento, 2004
6-Game Series:	28	Rasho Nesterovic	vs. L.A. Lakers, 2003
5-Game Series:	18	Tom Hammonds/Sam Mitchell	vs. Seattle, 1998
4-Game Series:	20	Rasho Nesterovic	vs. Portland, 2000
3-Game Series:	14	Chauncey Billups	vs. Dallas, 2002
Game:	6	Most recently: Kevin Garnett	@ L.A. Lakers, 5/31/04

### MOST TURNOVERS

Career:	161	Kevin Garnett	1997-2004
7-Game Series:	31	Kevin Garnett	vs. Sacramento, 2004
6-Game Series:	22	Kevin Garnett	vs. L.A. Lakers, 2004
5-Game Series:	22	Kevin Garnett	vs. Seattle, 1998;
		Kevin Garnett	vs. Denver, 2004
4-Game Series:	14	Terrell Brandon	vs. San Antonio, 1999
3-Game Series:	12	Kevin Garnett	vs. Dallas, 2002
Game:	10	Kevin Garnett	@ Seattle, 5/2/98

### MOST MINUTES PLAYED

Career:	2,003	Kevin Garnett	1997-2004
7-Game Series:	311	Kevin Garnett	vs. Sacramento, 2004
6-Game Series:	265	Kevin Garnett	vs. L.A. Lakers, 2003;
		Kevin Garnett	vs. L.A. Lakers, 2004
5-Game Series:	213	Anthony Peeler	vs. Seattle, 1998
4-Game Series:	171	Kevin Garnett	vs. Portland, 2000
3-Game Series:	134	Chauncey Billups	vs. Dallas, 2002
Game (Reg.):	48	Terrell Brandon	vs. Portland, 4/30/00
Game (OT):	50	Wally Szczerbiak	@ L.A. Lakers, 4/24/03



## WOLVES TEAM PLAYOFF HIGHS

### MOST POINTS

Game:	120	vs. Houston	4/29/97
Half:	62	vs. L.A. Lakers (2nd)	4/22/03
Quarter:	33	@ Sacramento (3rd)	5/10/04
Overtime:	13	@ L.A. Lakers	4/24/03

### MOST FIELD GOALS MADE

Game:	47	vs. Houston	4/29/97
-------	----	-------------	---------

### MOST FIELD GOALS ATTEMPTED

Game:	96	vs. Houston	4/29/97
-------	----	-------------	---------

### HIGHEST FIELD-GOAL PERCENTAGE

Game:	.556	(40-72) vs. L.A. Lakers	4/22/03
-------	------	-------------------------	---------

### MOST THREE-POINT FIELD GOALS MADE

Game:	11	@ Seattle	5/2/98
-------	----	-----------	--------

### MOST THREE-POINT FIELD GOALS ATTEMPTED

Game:	27	@ L.A. Lakers	4/27/03
-------	----	---------------	---------

### HIGHEST THREE-POINT FIELD-GOAL PERCENTAGE

Game:	.636	(7-11) vs. Denver	4/30/04
-------	------	-------------------	---------

### MOST FREE THROWS MADE

Game:	32	vs. L.A. Lakers	4/22/03
-------	----	-----------------	---------

### MOST FREE THROWS ATTEMPTED

Game:	44	vs. Dallas	4/28/02
-------	----	------------	---------

### HIGHEST FREE-THROW PERCENTAGE

Game:	.933	(14-15) vs. L.A. Lakers	5/21/04
-------	------	-------------------------	---------

### MOST REBOUNDS

Game:	58	@ Dallas	4/21/02
-------	----	----------	---------

### MOST OFFENSIVE REBOUNDS

Game:	20	@ Seattle	4/26/98;
		@ Dallas	4/21/02

### MOST DEFENSIVE REBOUNDS

Game:	43	vs. L.A. Lakers	4/22/03
-------	----	-----------------	---------

### MOST ASSISTS

Game:	30	vs. Houston	4/29/97
-------	----	-------------	---------

### MOST BLOCKED SHOTS

Game:	10	vs. Sacramento	5/8/04
-------	----	----------------	--------

### MOST STEALS

Game:	12	vs. San Antonio	4/28/01;
		@ L.A. Lakers	4/24/03 (OT)

### MOST PERSONAL FOULS

Game:	36	@ L.A. Lakers	5/25/04
-------	----	---------------	---------

### MOST TURNOVERS

Game:	24	@ Sacramento	5/12/04
-------	----	--------------	---------

## WOLVES TEAM PLAYOFF LOWS

### FEWEST POINTS

Game:	69	@ San Antonio	4/23/01
Half:	28	vs. San Antonio (1st)	5/13/99
Quarter:	11	@ Seattle (2nd)	4/24/98
Overtime:	10	@ Sacramento	5/10/04

### FEWEST FIELD GOALS MADE

Game:	24	@ San Antonio	4/23/01
-------	----	---------------	---------

### FEWEST FIELD GOALS ATTEMPTED

Game:	66	@ Denver	4/27/04
-------	----	----------	---------

### LOWEST FIELD-GOAL PERCENTAGE

Game:	.337	(31-92) @ Seattle	4/24/98
-------	------	-------------------	---------

### FEWEST THREE-POINT FIELD GOALS MADE

Game:	1	Most recently: vs. L.A. Lakers	4/20/03
-------	---	--------------------------------	---------

### FEWEST THREE-POINT FIELD GOALS ATTEMPTED

Game:	4	@ San Antonio	4/21/01
-------	---	---------------	---------

### LOWEST THREE-POINT FIELD-GOAL PERCENTAGE

Game:	.125	(1-8) @ Portland	4/23/00
-------	------	------------------	---------

### FEWEST FREE THROWS MADE

Game:	8	@ Houston	4/26/97
-------	---	-----------	---------

### FEWEST FREE THROWS ATTEMPTED

Game:	12	vs. Sacramento	5/4/04
-------	----	----------------	--------

### LOWEST FREE-THROW PERCENTAGE

Game:	.615	(8-13) @ Houston	4/26/97
-------	------	------------------	---------

### FEWEST REBOUNDS

Game:	29	vs. Seattle	4/28/98
-------	----	-------------	---------

### FEWEST OFFENSIVE REBOUNDS

Game:	3	vs. L.A. Lakers	5/21/04
-------	---	-----------------	---------

### FEWEST DEFENSIVE REBOUNDS

Game:	21	vs. Seattle	4/28/98
-------	----	-------------	---------

### FEWEST ASSISTS

Game:	11	@ Sacramento	5/16/04
-------	----	--------------	---------

### FEWEST BLOCKED SHOTS

Game:	0	vs. Dallas	4/28/02
-------	---	------------	---------

### FEWEST STEALS

Game:	2	@ San Antonio	4/23/01
-------	---	---------------	---------

### FEWEST PERSONAL FOULS

Game:	14	vs. San Antonio	5/13/99
-------	----	-----------------	---------

### FEWEST TURNOVERS

Game:	5	@ Houston	4/24/97
-------	---	-----------	---------



## OPPONENT INDIVIDUAL PLAYOFF RECORDS

### MOST POINTS

7-Game Series:	124	Chris Webber	Sacramento, 2004
6-Game Series:	191	Kobe Bryant	L.A. Lakers, 2003
5-Game Series:	130	Gary Payton	Seattle, 1998
4-Game Series:	90	Tim Duncan	San Antonio, 2001
3-Game Series:	100	Dirk Nowitzki	Dallas, 2002
Game:	39	Dirk Nowitzki	Dallas @ Minnesota, 4/28/02;
		Kobe Bryant	L.A. Lakers @ Minnesota, 4/20/03
Half:	28	Dirk Nowitzki	Dallas @ Minnesota (1st), 4/28/02;
		Kobe Bryant	L.A. Lakers @ Minnesota (1st), 4/20/03
Quarter:	18	Kobe Bryant	@ L.A. Lakers (3rd), 5/27/04
Overtime:	9	Peja Stojakovic	@ Sacramento, 5/10/04

### MOST FIELD GOALS MADE

7-Game Series:	52	Chris Webber	Sacramento, 2004
6-Game Series:	68	Kobe Bryant	L.A. Lakers, 2003
5-Game Series:	48	Gary Payton	Seattle, 1998
4-Game Series:	34	Tim Duncan	San Antonio, 2001
3-Game Series:	30	Dirk Nowitzki	Dallas, 2002
Game:	16	Kobe Bryant	L.A. Lakers @ Minnesota, 4/20/03

### MOST FIELD GOALS ATTEMPTED

7-Game Series:	115	Peja Stojakovic	Sacramento, 2004
6-Game Series:	158	Kobe Bryant	L.A. Lakers, 2003
5-Game Series:	96	Gary Payton	Seattle, 1998
4-Game Series:	73	Tim Duncan	San Antonio, 2001
3-Game Series:	57	Dirk Nowitzki	Dallas, 2002
Game:	30	Kobe Bryant	L.A. Lakers @ Minnesota, 4/20/03

### HIGHEST FIELD-GOAL PERCENTAGE

7-Game Series:	.527	(29-55) Brad Miller	Sacramento, 2004
6-Game Series:	.569	(41-72) Shaquille O'Neal	L.A. Lakers, 2004
5-Game Series:	.579	(33-57) Vin Baker	Seattle, 1998
4-Game Series:	.593	(32-54) Avery Johnson	San Antonio, 1999
3-Game Series:	.625	(25-40) Hakeem Olajuwon	Houston, 1997;
		(15-24) Mario Elie	Houston, 1997
Game:	.818	(9-11) Matt Maloney	Houston @ Minnesota, 4/29/97

### MOST THREE-POINT FIELD GOALS MADE

7-Game Series:	13	Peja Stojakovic	Sacramento, 2004
6-Game Series:	21	Derek Fisher	L.A. Lakers, 2003
5-Game Series:	11	Voshon Lenard	Denver, 2004
4-Game Series:	8	Most recently: Danny Ferry	San Antonio, 2001
3-Game Series:	12	Matt Maloney	Houston, 1997
Game:	6	Most recently: Kareem Rush	@ L.A. Lakers, 5/31/04

### MOST THREE-POINT FIELD GOALS ATTEMPTED

7-Game Series:	38	Peja Stojakovic	Sacramento, 2004
6-Game Series:	34	Derek Fisher	L.A. Lakers, 2003
5-Game Series:	26	Hersey Hawkins	Seattle, 1998
4-Game Series:	19	Scottie Pippen	Portland, 2000
3-Game Series:	21	Matt Maloney	Houston, 1997
Game:	13	Peja Stojakovic	@ Sacramento, 5/10/04 (OT)
	11	Clyde Drexler	@ Houston, 4/26/97

### HIGHEST THREE-POINT FIELD-GOAL PERCENTAGE

7-Game Series:	.438	(7-16) Doug Christie	Sacramento, 2004
6-Game Series:	.618	(21-34) Derek Fisher	L.A. Lakers, 2003
5-Game Series:	.458	(11-24) Voshon Lenard	Denver, 2004
4-Game Series:	.571	(4-7) Terry Porter	San Antonio, 2001
3-Game Series:	.727	(8-11) Dirk Nowitzki	Dallas, 2002
Game:	1.000	(3-3) Terry Porter	@ San Antonio, 4/23/01;
		(3-3) Dirk Nowitzki	Dallas @ Minnesota, 4/28/02

### MOST FREE THROWS MADE

7-Game Series:	28	Mike Bibby	Sacramento, 2004
6-Game Series:	45	Kobe Bryant	L.A. Lakers, 2003
5-Game Series:	24	Gary Payton	Seattle, 1998
4-Game Series:	24	David Robinson	San Antonio, 2001
3-Game Series:	32	Dirk Nowitzki	Dallas, 2002
Game:	16	Kobe Bryant	@ L.A. Lakers, 4/27/03

### MOST FREE THROWS ATTEMPTED

7-Game Series:	32	Mike Bibby	Sacramento, 2004
6-Game Series:	93	Shaquille O'Neal	L.A. Lakers, 2004
5-Game Series:	27	Gary Payton	Seattle, 1998
4-Game Series:	34	Tim Duncan	San Antonio, 2001
3-Game Series:	36	Dirk Nowitzki	Dallas, 2002
Game:	22	Shaquille O'Neal	@ L.A. Lakers, 5/25/04

### HIGHEST FREE-THROW PERCENTAGE

7-Game Series:	.875	(28-32) Mike Bibby	Sacramento, 2004
6-Game Series:	.865	(45-52) Kobe Bryant	L.A. Lakers, 2003
5-Game Series:	.913	(21-23) Hersey Hawkins	Seattle, 1998
4-Game Series:	1.000	(11-11) Steve Smith	Portland, 2000
3-Game Series:	1.000	(17-17) Steve Nash	Dallas, 2002
Game:	1.000	(10-10) Steve Nash	Dallas @ Minnesota, 4/28/02

### MOST REBOUNDS

7-Game Series:	63	Brad Miller	Sacramento, 2004
6-Game Series:	94	Shaquille O'Neal	L.A. Lakers, 2004
5-Game Series:	57	Marcus Camby	Denver, 2004
4-Game Series:	52	Tim Duncan	San Antonio, 2001
3-Game Series:	47	Dirk Nowitzki	Dallas, 2002
Game:	23	Shaquille O'Neal	@ L.A. Lakers, 4/27/03



## OPPONENT INDIVIDUAL PLAYOFF RECORDS

### MOST OFFENSIVE REBOUNDS

7-Game Series:	19	Brad Miller	Sacramento, 2004
6-Game Series:	32	Shaquille O'Neal	L.A. Lakers, 2004
5-Game Series:	23	Vin Baker	Seattle, 1998
4-Game Series:	17	Tim Duncan	San Antonio, 1999
3-Game Series:	11	Charles Barkley	Houston, 1997
Game:	10	Shaquille O'Neal	@ L.A. Lakers, 4/27/03

### MOST DEFENSIVE REBOUNDS

7-Game Series:	44	Brad Miller/Chris Webber	Sacramento, 2004
6-Game Series:	63	Shaquille O'Neal	L.A. Lakers, 2003
5-Game Series:	43	Marcus Camby	Denver, 2004
4-Game Series:	39	David Robinson	San Antonio, 2001
3-Game Series:	42	Dirk Nowitzki	Dallas, 2002
Game:	15	Shaquille O'Neal	@ L.A. Lakers, 5/27/04

### MOST ASSISTS

7-Game Series:	61	Mike Bibby	Sacramento, 2004
6-Game Series:	40	Kobe Bryant	L.A. Lakers, 2003
5-Game Series:	28	Gary Payton	Seattle, 1998
4-Game Series:	25	Avery Johnson	San Antonio, 1999
3-Game Series:	27	Steve Nash	Dallas, 2002
Game:	12	Mike Bibby	@ Sacramento, 5/12/04

### MOST BLOCKED SHOTS

7-Game Series:	8	Brad Miller	Sacramento, 2004
6-Game Series:	18	Shaquille O'Neal	L.A. Lakers, 2004
5-Game Series:	9	Vin Baker	Seattle, 1998
4-Game Series:	12	Tim Duncan	San Antonio, 1999
3-Game Series:	9	Hakeem Olajuwon	Houston, 1997
Game:	5	Most recently: Shaquille O'Neal	@ L.A. Lakers, 4/24/03 (OT)

### MOST STEALS

7-Game Series:	14	Peja Stojakovic	Sacramento, 2004
6-Game Series:	13	Derek Fisher	L.A. Lakers, 2003
5-Game Series:	10	Hersey Hawkins/Gary Payton	Seattle, 1998
4-Game Series:	8	David Robinson	San Antonio, 1999
3-Game Series:	9	Dirk Nowitzki	Dallas, 2002
Game:	4	Most recently: Mike Bibby	Sacramento @ Minnesota, 5/4/04

### MOST PERSONAL FOULS

7-Game Series:	27	Brad Miller	Sacramento, 2004
6-Game Series:	23	Robert Horry	L.A. Lakers, 2003;
		Karl Malone	L.A. Lakers, 2004
5-Game Series:	22	Nenê	Denver, 2004
4-Game Series:	16	Arvydas Sabonis	Portland, 2000
3-Game Series:	15	Raef LaFrentz	Dallas, 2002
Game:	6	Most recently: Shaquille O'Neal	L.A. Lakers @ Minnesota, 5/29/04

### MOST TURNOVERS

7-Game Series:	22	Mike Bibby	Sacramento, 2004
6-Game Series:	17	Kobe Bryant	L.A. Lakers, 2004
5-Game Series:	17	Carmelo Anthony	Denver, 2004
4-Game Series:	13	Derek Anderson	San Antonio, 2001
3-Game Series:	10	Charles Barkley	Houston, 1997
Game:	7	Carmelo Anthony	Denver @ Minnesota, 4/21/04

### MOST MINUTES PLAYED

7-Game Series:	305	Peja Stojakovic	Sacramento, 2004
6-Game Series:	271	Kobe Bryant	L.A. Lakers, 2003
5-Game Series:	212	Gary Payton	Seattle, 1998
4-Game Series:	170	Tim Duncan	San Antonio, 1999
3-Game Series:	139	Michael Finley	Dallas, 2002
Game (Reg.):	48	Gary Payton	@ Seattle, 5/2/98;
		Michael Finley	Dallas @ Minnesota, 4/28/02
Game (OT):	51	Kobe Bryant	@ L.A. Lakers, 4/24/03





## OPPONENT TEAM PLAYOFF HIGHS

### MOST POINTS

Game:	125	Houston @ Minnesota	4/29/97
Half:	67	Dallas @ Minnesota (1st)	4/28/02
Quarter:	40	Dallas @ Minnesota (1st)	4/28/02
Overtime:	9	@ L.A. Lakers	4/24/03;
		@ Sacramento	5/10/04

### MOST FIELD GOALS MADE

Game:	46	@ Dallas	4/24/02
-------	----	----------	---------

### MOST FIELD GOALS ATTEMPTED

Game:	98	@ L.A. Lakers	4/24/03 (OT)
	95	@ Denver	4/24/04

### HIGHEST FIELD-GOAL PERCENTAGE

Game:	.603	(44-73) Houston @ Minnesota	4/29/97
-------	------	-----------------------------	---------

### MOST THREE-POINT FIELD GOALS MADE

Game:	15	Houston @ Minnesota	4/29/97
-------	----	---------------------	---------

### MOST THREE-POINT FIELD GOALS ATTEMPTED

Game:	28	Houston @ Minnesota	4/29/97
-------	----	---------------------	---------

### HIGHEST THREE-POINT FIELD-GOAL PERCENTAGE

Game:	.571	(8-14) San Antonio @ Minnesota	4/30/01
-------	------	--------------------------------	---------

### MOST FREE THROWS MADE

Game:	32	San Antonio @ Minnesota	5/15/99;
		Dallas @ Minnesota	4/28/02

### MOST FREE THROWS ATTEMPTED

Game:	43	@ L.A. Lakers	5/25/04
-------	----	---------------	---------

### HIGHEST FREE-THROW PERCENTAGE

Game:	.944	(17-18) Portland @ Minnesota	4/30/00
-------	------	------------------------------	---------

### MOST REBOUNDS

Game:	58	@ Houston	4/24/97
-------	----	-----------	---------

### MOST OFFENSIVE REBOUNDS

Game:	20	@ Denver	4/24/04;
		@ Denver	4/27/04

### MOST DEFENSIVE REBOUNDS

Game:	42	@ Houston	4/24/97
-------	----	-----------	---------

### MOST ASSISTS

Game:	34	@ L.A. Lakers	5/1/03
-------	----	---------------	--------

### MOST BLOCKED SHOTS

Game:	10	@ Dallas	4/21/02
-------	----	----------	---------

### MOST STEALS

Game:	13	Most recently: Sacramento @ Minnesota	5/4/04
-------	----	---------------------------------------	--------

### MOST PERSONAL FOULS

Game:	31	L.A. Lakers @ Minnesota	4/22/03
-------	----	-------------------------	---------

### MOST TURNOVERS

Game:	19	Denver @ Minnesota	4/30/04
-------	----	--------------------	---------

## OPPONENT TEAM PLAYOFF LOWS

### FEWEST POINTS

Game:	71	@ San Antonio	5/11/99;
		L.A. Lakers @ Minnesota	5/23/04
Half:	31	@ San Antonio (1st)	5/11/99;
		Sacramento @ Minnesota (1st)	5/19/04
Quarter:	9	Denver @ Minnesota (2nd)	4/21/04
Overtime:	9	@ L.A. Lakers	4/24/03;
		@ Sacramento	5/10/04

### FEWEST FIELD GOALS MADE

Game:	25	@ San Antonio	5/11/99;
		L.A. Lakers @ Minnesota	5/23/04

### FEWEST FIELD GOALS ATTEMPTED

Game:	63	@ San Antonio	5/11/99
-------	----	---------------	---------

### LOWEST FIELD-GOAL PERCENTAGE

Game:	.333	(27-81) Sacramento @ Minnesota	5/14/04
-------	------	--------------------------------	---------

### FEWEST THREE-POINT FIELD GOALS MADE

Game:	0	@ San Antonio	5/11/99
-------	---	---------------	---------

### FEWEST THREE-POINT FIELD GOALS ATTEMPTED

Game:	7	@ San Antonio	5/9/99
-------	---	---------------	--------

### LOWEST THREE-POINT FIELD-GOAL PERCENTAGE

Game:	.000	(0-8) @ San Antonio	5/11/99
-------	------	---------------------	---------

### FEWEST FREE THROWS MADE

Game:	6	Denver @ Minnesota	4/30/04
-------	---	--------------------	---------

### FEWEST FREE THROWS ATTEMPTED

Game:	10	Denver @ Minnesota	4/30/04
-------	----	--------------------	---------

### LOWEST FREE-THROW PERCENTAGE

Game:	.471	(8-17) Sacramento @ Minnesota	5/19/04
-------	------	-------------------------------	---------

### FEWEST REBOUNDS

Game:	28	Portland @ Minnesota	4/30/00
-------	----	----------------------	---------

### FEWEST OFFENSIVE REBOUNDS

Game:	4	Houston @ Minnesota	4/29/97;
		@ Dallas	4/21/02

### FEWEST DEFENSIVE REBOUNDS

Game:	19	Portland @ Minnesota	4/30/00
-------	----	----------------------	---------

### FEWEST ASSISTS

Game:	11	@ San Antonio	5/11/99
-------	----	---------------	---------

### FEWEST BLOCKED SHOTS

Game:	1	Most recently: Sacramento @ Minnesota	5/19/04
-------	---	---------------------------------------	---------

### FEWEST STEALS

Game:	1	@ Houston	4/24/97
-------	---	-----------	---------

### FEWEST PERSONAL FOULS

Game:	14	@ San Antonio	5/11/99
-------	----	---------------	---------

### FEWEST TURNOVERS

Game:	6	@ Dallas	4/24/02
-------	---	----------	---------



## 2004 PLAYOFFS VS. L.A. LAKERS

WESTERN CONFERENCE FINALS: Los Angeles wins series, 4-2

### GAME 1 – MAY 21 AT TARGET CENTER

	1	2	3	4		FINAL	Attendance – 19,552	Time – 2:26	
L.A. Lakers	23	23	32	19	—	97	HIGH SCORER	HIGH REB.	HIGH ASSIST
Minnesota	24	20	23	21	—	88	O'Neal 27	O'Neal 18	Bryant/Fisher 6
							Sprewell 23	Olowokandi 11	Cassell 8

### GAME 2 – MAY 23 AT TARGET CENTER

	1	2	3	4		FINAL	Attendance – 19,707	Time – 2:32	
L.A. Lakers	24	13	19	15	—	71	HIGH SCORER	HIGH REB.	HIGH ASSIST
Minnesota	32	19	17	21	—	89	Bryant 27	O'Neal 16	Bryant 6
							Garnett 24	Garnett 11	Sprewell 8

### GAME 3 – MAY 25 AT STAPLES CENTER

	1	2	3	4		FINAL	Attendance – 18,997	Time – 2:37	
Minnesota	17	18	30	24	—	89	HIGH SCORER	HIGH REB.	HIGH ASSIST
L.A. Lakers	24	20	26	30	—	100	Garnett 22	Garnett 11	Garnett 7
							Bryant/O'Neal 22	O'Neal 17	Payton 9

### GAME 4 – MAY 27 AT STAPLES CENTER

	1	2	3	4		FINAL	Attendance – 18,997	Time – 2:29	
Minnesota	24	16	20	25	—	85	HIGH SCORER	HIGH REB.	HIGH ASSIST
L.A. Lakers	23	22	30	17	—	92	Garnett 28	Garnett 13	Garnett 9
							Bryant 31	O'Neal 19	Malone 8

### GAME 5 – MAY 29 AT TARGET CENTER

	1	2	3	4		FINAL	Attendance – 20,109	Time – 2:35	
L.A. Lakers	21	19	23	33	—	96	HIGH SCORER	HIGH REB.	HIGH ASSIST
Minnesota	14	32	27	25	—	98	Bryant 23	O'Neal 13	Bryant 7
							Garnett 30	Garnett 19	Sprewell 5

### GAME 6 – MAY 31 AT STAPLES CENTER

	1	2	3	4		FINAL	Attendance – 18,997	Time – 2:40	
Minnesota	17	29	22	22	—	90	HIGH SCORER	HIGH REB.	HIGH ASSIST
L.A. Lakers	28	20	19	29	—	96	Sprewell 27	Garnett 17	Martin/Sprewell 5
							O'Neal 25	O'Neal 11	Payton 8



## 2004 PLAYOFF STATS VS. LAKERS (2-4)

PLAYER	G	GS	MIN	FG-A	PCT	3FG-A	PCT	FT-A	PCT	--REBOUNDS--			AST	PF-DQ	STL	TO	BLK	PTS	AVG
										OFF	DEF	TOT							
Garnett	6	6	265	57-123	.463	3-7	.429	25-32	.781	13	68	81	27	20-2	7	22	7	142	23.7
Sprewell	6	6	261	44-108	.407	10-34	.294	27-31	.871	4	20	24	30	10-0	9	14	0	125	20.8
Szczerbiak	6	0	182	28-68	.412	7-21	.333	26-28	.929	5	22	27	13	19-0	5	17	1	89	14.8
Cassell	4	3	64	13-30	.433	4-11	.364	7-7	1.000	0	2	2	10	7-0	1	3	1	37	9.3
Hassell	6	6	126	16-26	.615	1-1	1.000	4-4	1.000	2	1	3	7	15-0	3	1	0	37	6.2
Martin	5	3	106	9-31	.290	2-11	.182	8-8	1.000	4	4	8	14	6-0	2	1	0	28	5.6
Hoiberg	6	0	148	13-28	.464	4-10	.400	3-3	1.000	5	23	28	8	9-0	3	3	0	33	5.5
Madsen	6	0	72	8-14	.571	0-0	.000	2-4	.500	9	7	16	1	21-0	1	2	0	18	3.0
Johnson	6	4	80	5-7	.714	0-0	.000	3-6	.500	3	16	19	1	20-0	2	1	3	13	2.2
Olowokandi	6	2	102	5-16	.313	0-1	.000	3-4	.750	8	20	28	0	26-0	0	6	5	13	2.2
Trent	3	0	7	1-2	.500	0-1	.000	0-0	.000	1	0	1	0	0-0	0	0	0	2	0.7
Miller	5	0	27	1-4	.250	0-0	.000	0-0	.000	0	5	5	1	12-0	0	2	3	2	0.4
<b>TIMBERWOLVES</b>	<b>6</b>		<b>1440</b>	<b>200-457</b>	<b>.438</b>	<b>31-97</b>	<b>.320</b>	<b>108-127</b>	<b>.850</b>	<b>54</b>	<b>188</b>	<b>242</b>	<b>112</b>	<b>165-2</b>	<b>33</b>	<b>77</b>	<b>20</b>	<b>539</b>	<b>89.8</b>
<b>LAKERS</b>	<b>6</b>		<b>1440</b>	<b>203-448</b>	<b>.453</b>	<b>38-108</b>	<b>.352</b>	<b>108-186</b>	<b>.581</b>	<b>72</b>	<b>180</b>	<b>252</b>	<b>152</b>	<b>126-1</b>	<b>33</b>	<b>66</b>	<b>27</b>	<b>552</b>	<b>92.0</b>



## 2004 PLAYOFFS VS. SACRAMENTO KINGS

WESTERN CONFERENCE SEMIFINALS: Minnesota wins series, 4-3

### GAME 1 – MAY 4 AT TARGET CENTER

	1	2	3	4		FINAL	Attendance – 18,792	Time – 2:25	
Sacramento	34	14	25	31	—	104	HIGH SCORER	HIGH REB.	HIGH ASSIST
Minnesota	27	20	26	25	—	98	Bibby 33	Miller 10	Bibby 7
							Cassell 40	Garnett 18	Garnett 7

### GAME 2 – MAY 8 AT TARGET CENTER

	1	2	3	4		FINAL	Attendance – 19,599	Time – 2:33	
Sacramento	12	27	31	19	—	89	HIGH SCORER	HIGH REB.	HIGH ASSIST
Minnesota	17	32	24	21	—	94	Stojakovic 26	Miller 11	Bibby 8
							Garnett 28	Garnett/Johnson 11	Cassell 7

### GAME 3 – MAY 10 AT ARCO ARENA

	1	2	3	4	OT	FINAL	Attendance – 17,317	Time – 3:08	
Minnesota	22	24	33	25	10	114	HIGH SCORER	HIGH REB.	HIGH ASSIST
Sacramento	18	28	23	35	9	113	Garnett 30	Garnett 15	Sprewell 6
							Stojakovic 29	Christie 12	Bibby 10

### GAME 4 – MAY 12 AT ARCO ARENA

	1	2	3	4		FINAL	Attendance – 17,317	Time – 2:30	
Minnesota	15	16	26	24	—	81	HIGH SCORER	HIGH REB.	HIGH ASSIST
Sacramento	21	21	17	28	—	87	Garnett 19	Garnett 21	Cassell/Garnett 6
							Webber 28	Webber 8	Bibby 12

### GAME 5 – MAY 14 AT TARGET CENTER

	1	2	3	4		FINAL	Attendance – 19,818	Time – 2:35	
Sacramento	18	16	23	17	—	74	HIGH SCORER	HIGH REB.	HIGH ASSIST
Minnesota	18	20	26	22	—	86	Bibby 14	Miller 10	Bibby 6
							Sprewell 34	Madsen 13	Cassell 7

### GAME 6 – MAY 16 AT ARCO ARENA

	1	2	3	4		FINAL	Attendance – 17,317	Time – 2:26	
Minnesota	30	14	19	24	—	87	HIGH SCORER	HIGH REB.	HIGH ASSIST
Sacramento	24	33	21	26	—	104	Sprewell 27	Garnett 10	Garnett 5
							Stojakovic 22	Stojakovic 8	Bibby 10

### GAME 7 – MAY 19 AT TARGET CENTER

	1	2	3	4		FINAL	Attendance – 19,944	Time – 2:34	
Sacramento	16	15	29	20	—	80	HIGH SCORER	HIGH REB.	HIGH ASSIST
Minnesota	22	19	21	21	—	83	Christie 21	Three players 8	Bibby 8
							Garnett 32	Garnett 21	Cassell 7



## 2004 PLAYOFF STATS VS. KINGS (4-3)

PLAYER	G	GS	MIN	FG-A	PCT	3FG-A	PCT	FT-A	PCT	--REBOUNDS--			AST	PF-DQ	STL	TO	BLK	PTS	AVG
										OFF	DEF	TOT							
Garnett	7	7	311	62-141	.440	2-8	.250	41-50	.820	18	90	108	30	20-0	12	31	24	167	23.9
Sprewell	7	7	308	51-123	.415	13-37	.351	18-25	.720	3	34	37	26	15-0	11	23	6	133	19.0
Cassell	7	7	249	45-97	.464	11-29	.379	24-32	.750	1	20	21	38	33-2	8	20	1	125	17.9
Hassell	7	7	203	29-63	.460	0-1	.000	6-6	1.000	8	10	18	13	15-0	0	9	6	64	9.1
Hoiberg	7	0	192	18-40	.450	15-30	.500	10-11	.909	3	26	29	11	13-0	8	4	0	61	8.7
Szczerbiak	3	0	44	8-18	.444	0-2	.000	6-6	1.000	4	2	6	4	3-0	1	2	0	22	7.3
Madsen	6	0	103	6-13	.462	0-0	.000	8-16	.500	15	14	29	1	18-0	3	4	2	20	3.3
Trent	6	0	55	6-18	.333	0-1	.000	5-8	.625	5	5	10	1	11-0	0	3	0	17	2.8
Johnson	7	7	156	9-21	.429	0-0	.000	1-1	1.000	13	27	40	8	19-0	6	1	3	19	2.7
Martin	6	0	42	2-11	.182	2-4	.500	5-6	.833	1	3	4	3	8-0	1	4	0	11	1.8
Olowokandi	4	0	42	2-9	.222	0-0	.000	0-0	.000	3	8	11	0	9-0	2	6	1	4	1.0
<b>TIMBERWOLVES</b>	<b>7</b>		<b>1705</b>	<b>238-554</b>	<b>.430</b>	<b>43-112</b>	<b>.384</b>	<b>124-161</b>	<b>.770</b>	<b>74</b>	<b>239</b>	<b>313</b>	<b>135</b>	<b>164-2</b>	<b>52</b>	<b>111</b>	<b>43</b>	<b>643</b>	<b>91.9</b>
<b>KINGS</b>	<b>7</b>		<b>1705</b>	<b>237-574</b>	<b>.413</b>	<b>37-111</b>	<b>.333</b>	<b>140-177</b>	<b>.791</b>	<b>68</b>	<b>221</b>	<b>289</b>	<b>163</b>	<b>144-1</b>	<b>63</b>	<b>90</b>	<b>21</b>	<b>651</b>	<b>93.0</b>



## 2004 PLAYOFFS VS. DENVER NUGGETS

FIRST ROUND: Minnesota wins series, 4-1

### GAME 1 – APRIL 18 AT TARGET CENTER

	1	2	3	4		FINAL	HIGH SCORER	HIGH REB.	HIGH ASSIST
Denver	22	20	26	24	—	92	Anthony/Camby 19	Camby 8	Boykins 5
Minnesota	31	20	28	27	—	106	Cassell 40	Garrett 20	Garrett/Sprewell 4

### GAME 2 – APRIL 21 AT TARGET CENTER

	1	2	3	4		FINAL	HIGH SCORER	HIGH REB.	HIGH ASSIST
Denver	27	9	18	27	—	81	Lenard 24	Anthony 9	Anthony/Nené 3
Minnesota	28	22	16	29	—	95	Sprewell 31	Garrett 22	Garrett 10

### GAME 3 – APRIL 24 AT PEPSI CENTER

	1	2	3	4	FINAL	HIGH SCORER	HIGH REB.	HIGH ASSIST	
Minnesota	18	23	25	20	—	86	Sprewell 25	Garnett 11	Garnett 8
Denver	30	24	31	22	—	107	Anthony 24	Camby 16	Miller 6

### GAME 4 – APRIL 27 AT PEPSI CENTER

GAME 4 - APRIL 27 AT THE P. J. CENTER					APRIL 27, 1997		MINN. 121 - DEN. 107	
	1	2	3	4	FINAL	HIGH SCORER	HIGH REB.	HIGH ASSIST
Minnesota	20	16	30	18	84	Garnett 27	Garnett 14	Garnett 5
Denver	20	16	27	19	82	Lenard 28	Camby 14	Camby 5

### GAME 5 – APRIL 30 AT TARGET CENTER

	1	2	3	4		FINAL	HIGH SCORER	HIGH REB.	HIGH ASSIST
Denver	19	26	21	25	—	91	Camby/Miller 21	Camby 15	Boykins/Lenard 4
Minnesota	28	29	17	28	—	102	Garrett 28	Garrett/Madsen 7	Garrett 8



## 2004 PLAYOFF STATS VS. NUGGETS (4-1)

PLAYER	G	GS	MIN	FG-A	PCT	3FG-A	PCT	FT-A	PCT	--REBOUNDS--			AST	PF-DQ	STL	TO	BLK	PTS	AVG
										OFF	DEF	TOT							
Garrett	5	5	207	49-108	.454	0-1	.000	31-43	.721	8	66	74	35	17-0	5	22	10	129	25.8
Cassell	5	5	184	36-75	.480	10-20	.500	21-22	.955	2	15	17	22	13-0	3	20	1	103	20.6
Sprewell	5	5	202	35-78	.449	14-25	.560	15-21	.714	4	14	18	16	10-0	9	10	6	99	19.8
Szczerbiak	3	0	72	11-26	.423	3-6	.500	6-7	.857	0	6	6	3	9-0	0	5	1	31	10.3
Hassell	5	5	143	17-30	.567	0-0	.000	3-6	.500	11	12	23	7	12-0	7	6	1	37	7.4
Hoiberg	5	0	98	8-18	.444	3-8	.375	2-2	1.000	1	8	9	4	7-0	5	1	0	21	4.2
Johnson	5	5	120	5-10	.500	0-0	.000	6-9	.667	11	14	25	4	17-0	3	4	4	16	3.2
Olowokandi	5	0	80	5-12	.417	0-0	.000	4-4	1.000	5	8	13	2	15-0	0	5	5	14	2.8
Martin	5	0	34	3-9	.333	2-5	.400	3-6	.500	0	2	2	6	3-0	1	3	0	11	2.2
Madsen	5	0	47	3-5	.600	0-0	.000	3-9	.333	4	9	13	0	4-0	1	1	2	9	1.8
Trent	4	0	9	1-5	.200	0-0	.000	0-0	.000	0	1	1	1	0-0	0	0	0	2	0.5
Miller	3	0	4	0-0	.000	0-0	.000	1-2	.500	0	0	0	0	1-0	0	1	0	1	0.3
<b>TIMBERWOLVES</b>	<b>5</b>		<b>1200</b>	<b>173-376</b>	<b>.460</b>	<b>32-65</b>	<b>.492</b>	<b>95-131</b>	<b>.725</b>	<b>46</b>	<b>155</b>	<b>201</b>	<b>100</b>	<b>108-0</b>	<b>34</b>	<b>82</b>	<b>30</b>	<b>473</b>	<b>94.6</b>
<b>NUGGETS</b>	<b>5</b>		<b>1200</b>	<b>186-436</b>	<b>.427</b>	<b>22-65</b>	<b>.338</b>	<b>59-84</b>	<b>.702</b>	<b>72</b>	<b>144</b>	<b>216</b>	<b>102</b>	<b>121-2</b>	<b>39</b>	<b>71</b>	<b>14</b>	<b>453</b>	<b>90.6</b>





## 2003 PLAYOFFS VS. L.A. LAKERS

FIRST ROUND: Los Angeles wins series, 4-2

### GAME 1 – APRIL 20 AT TARGET CENTER

	1	2	3	4		FINAL	HIGH SCORER	HIGH REB.	HIGH ASSIST
L.A. Lakers	39	27	22	29	—	117	Bryant 39	O'Neal 10	Bryant/Horry 8
Minnesota	23	29	24	22	—	98	Garnett 23	Garnett 14	Garnett 7

### GAME 2 – APRIL 22 AT TARGET CENTER

	1	2	3	4		FINAL	HIGH SCORER	HIGH REB.	HIGH ASSIST
L.A. Lakers	23	20	24	24	—	91	Bryant/O'Neal 27	O'Neal 14	Bryant 8
Minnesota	28	29	31	31	—	119	Hudson 37	Garnett 20	Hudson 10

### GAME 3 – APRIL 24 AT STAPLES CENTER

	1	2	3	4	OT		FINAL	Attendance – 18,997	Time – 3:15	HIGH ASSIST
Minnesota	29	23	28	21	13	—	114	HIGH SCORER	Garnett 14	Strickland 7
L.A. Lakers	24	22	25	30	9	—	110	Garnett 33 Bryant 30	O'Neal 17	Bryant 6

### GAME 4 – APRIL 27 AT STAPLES CENTER

GAME 4 - APRIL 27 - ST. LOUIS CENTER					APRIL 27, 1997				
	1	2	3	4	FINAL	HIGH SCORER	HIGH REB.	HIGH ASSIST	
Minnesota	26	19	29	23	—	97	Garnett/Hudson 28	Garnett 18	
L.A. Lakers	25	18	28	31	102	O'Neal 34	O'Neal 23	O'Neal 6	

### GAME 5 – APRIL 29 AT TARGET CENTER

GAME 6 - APRIL 24 - TARGET CENTER					Attendance - 20,098	Time - 2:21			
	1	2	3	4	FINAL	HIGH SCORER	HIGH REB.	HIGH ASSIST	
L. A. Lakers	28	30	36	26	—	120	Bryant 32	O'Neal 11	George 6
Minnesota	25	23	25	17	—	90	Garnett 25	Garnett 16	Hudson 7

### GAME 6 – MAY 1 AT STAPLES CENTER

GAME 6 – MAY 14 @ L.A. CLERS CENTER					Attendance – 18,997		Time – 2:30	
	1	2	3	4	FINAL	HIGH SCORER	HIGH REB.	HIGH ASSIST
Minnesota	30	13	20	22	85	Garnett/Hudson 18	Garnett 12	Garnett/Szczerbiak 5
L.A. Lakers	25	22	22	32	101	Bryant 31	O'Neal 17	O'Neal 9



## 2003 PLAYOFF STATS VS. LAKERS (2-4)

PLAYER	G	GS	MIN	FG-A	PCT	3FG-A	PCT	FT-A	PCT	--REBOUNDS--			AST	PF-DQ	STL	TO	BLK	PTS	AVG
										OFF	DEF	TOT							
Garnett	6	6	265	71-138	.514	3-9	.333	17-28	.607	11	83	94	31	23-1	10	18	10	162	27.0
Hudson	6	6	221	44-106	.415	17-39	.436	36-38	.947	1	11	12	33	5-0	8	16	0	141	23.5
Szczerbiak	6	6	252	29-61	.475	3-14	.214	26-30	.867	6	24	30	13	19-0	6	18	1	87	14.5
Jackson	6	0	110	17-32	.531	0-1	.000	16-19	.842	10	23	33	8	19-0	2	9	1	50	8.3
Nesterovic	6	6	169	19-38	.500	0-0	.000	4-6	.667	9	21	30	4	28-1	1	5	4	42	7.0
Gill	6	0	118	10-27	.370	2-4	.500	9-14	.643	6	7	13	7	12-0	4	4	1	31	5.2
Peeler	6	5	166	13-38	.342	2-16	.125	1-2	.500	5	16	21	18	14-0	4	4	1	29	4.8
Strickland	6	0	73	11-21	.524	0-0	.000	6-6	1.000	0	6	6	17	5-0	4	8	2	28	4.7
Smith	5	1	40	4-6	.667	0-0	.000	6-6	1.000	0	6	6	0	14-0	1	3	1	14	2.8
Trent	6	0	42	5-14	.357	0-0	.000	4-6	.667	4	3	7	1	6-0	1	4	0	14	2.3
Woods	2	0	2	1-3	.333	0-0	.000	0-0	.000	1	0	1	0	0-0	0	0	0	2	1.0
Wilks	4	0	7	1-2	.500	1-1	1.000	0-0	.000	0	0	0	0	0-0	0	0	0	3	0.8
<b>TIMBERWOLVES</b>	<b>6</b>		<b>1465</b>	<b>225-486</b>	<b>.463</b>	<b>28-84</b>	<b>.333</b>	<b>125-155</b>	<b>.806</b>	<b>53</b>	<b>200</b>	<b>253</b>	<b>132</b>	<b>145-2</b>	<b>41</b>	<b>95</b>	<b>21</b>	<b>603</b>	<b>100.5</b>
<b>LAKERS</b>	<b>6</b>		<b>1465</b>	<b>240-531</b>	<b>.452</b>	<b>49-133</b>	<b>.368</b>	<b>112-162</b>	<b>.691</b>	<b>82</b>	<b>182</b>	<b>264</b>	<b>156</b>	<b>144-2</b>	<b>51</b>	<b>72</b>	<b>34</b>	<b>641</b>	<b>106.8</b>



## 2002 PLAYOFFS VS. DALLAS MAVERICKS

FIRST ROUND: Dallas wins series, 3-0

### GAME 1 – APRIL 21 AT AMERICAN AIRLINES CENTER

	1	2	3	4	
Minnesota	31	16	26	21	—
Dallas	22	28	23	28	—

**FINAL**  
94  
101

Attendance – 20,010

**HIGH SCORER**  
Billups 25  
Nowitzki 30

Time – 2:33

**HIGH REB.**  
Garnett 21  
Nowitzki 15

**HIGH ASSIST**  
Billups 9  
Van Exel 7

### GAME 2 – APRIL 24 AT AMERICAN AIRLINES CENTER

	1	2	3	4	
Minnesota	28	31	28	23	—
Dallas	33	30	34	25	—

**FINAL**  
110  
122

Attendance – 20,084

**HIGH SCORER**  
Garnett 31  
Nowitzki 31

Time – 2:29

**HIGH REB.**  
Garnett 18  
Nowitzki 15

**HIGH ASSIST**  
Billups/Garnett 4  
Nash 10

### GAME 3 – APRIL 28 AT TARGET CENTER

	1	2	3	4	
Dallas	40	27	30	18	—
Minnesota	28	29	22	23	—

**FINAL**  
115  
102

Attendance – 18,795

**HIGH SCORER**  
Nowitzki 39  
Garnett 22

Time – 2:37

**HIGH REB.**  
Nowitzki 17  
Garnett 17

**HIGH ASSIST**  
Nash 11  
Garnett 5



## 2002 PLAYOFF STATS VS. MAVERICKS (0-3)

PLAYER	G	GS	MIN	FG-A	PCT	3FG-A	PCT	FT-A	PCT	--REBOUNDS--			AST	PF-DQ	STL	TO	BLK	PTS	AVG
										OFF	DEF	TOT							
Garnett	3	3	130	24-56	.429	1-2	.500	23-32	.719	16	40	56	15	11-0	5	12	5	72	24.0
Billups	3	3	134	23-51	.451	6-15	.400	14-20	.700	1	14	15	17	14-1	3	9	1	66	22.0
Szczerbiak	3	3	131	21-44	.477	2-9	.222	16-18	.889	9	12	21	6	8-0	2	8	0	60	20.0
Nesterovic	3	3	92	15-31	.484	0-0	.000	4-9	.444	6	14	20	3	10-0	1	4	0	34	11.3
Peeler	3	0	67	9-20	.450	5-9	.556	4-6	.667	1	12	13	2	5-0	4	6	0	27	9.0
Trent	3	0	48	8-16	.500	0-0	.000	3-6	.500	5	4	9	1	8-0	0	3	0	19	6.3
Smith	3	1	43	3-7	.429	0-0	.000	7-8	.875	4	7	11	0	8-0	0	1	1	13	4.3
Mitchell	3	2	34	3-9	.333	0-0	.000	2-2	1.000	0	2	2	3	5-0	1	0	1	8	2.7
Lopez	3	0	30	1-4	.250	1-2	.500	1-2	.500	1	0	1	1	6-0	1	1	0	4	1.3
Pack	3	0	10	1-5	.200	0-1	.000	1-1	1.000	0	0	0	0	5-0	0	1	0	3	1.0
Jackson	1	0	1	0-0	.000	0-0	.000	0-0	.000	0	0	0	0	1-0	0	0	0	0	0.0
<b>TIMBERWOLVES</b>	<b>3</b>		<b>720</b>	<b>108-243</b>	<b>.444</b>	<b>15-38</b>	<b>.395</b>	<b>75-104</b>	<b>.721</b>	<b>43</b>	<b>105</b>	<b>148</b>	<b>48</b>	<b>81-1</b>	<b>17</b>	<b>47</b>	<b>8</b>	<b>306</b>	<b>102.0</b>
<b>MAVERICKS</b>	<b>3</b>		<b>720</b>	<b>118-256</b>	<b>.461</b>	<b>31-69</b>	<b>.449</b>	<b>71-81</b>	<b>.877</b>	<b>25</b>	<b>99</b>	<b>124</b>	<b>58</b>	<b>81-2</b>	<b>21</b>	<b>32</b>	<b>16</b>	<b>338</b>	<b>112.7</b>



## 2001 PLAYOFFS VS. SAN ANTONIO SPURS

FIRST ROUND: San Antonio wins series, 3-1

### GAME 1 – APRIL 21 AT THE ALAMODOME

	1	2	3	4
Minnesota	24	13	28	17
San Antonio	25	26	12	24

FINAL

82  
87

Attendance – 33,983

HIGH SCORER  
Garrett 25  
Duncan 33

Time – 2:29

HIGH REB.  
Garrett 13  
Duncan 15

HIGH ASSIST  
Brandon 8  
Duncan/Ferry 4

### GAME 2 – APRIL 23 AT THE ALAMODOME

	1	2	3	4
Minnesota	16	20	15	18
San Antonio	20	30	24	12

FINAL

69  
86

Attendance – 31,759

HIGH SCORER  
Garrett 18  
Duncan 18

Time – 2:19

HIGH REB.  
Garrett 12  
Duncan/Robinson 11

HIGH ASSIST  
Six with 2  
Duncan/Porter 4

### GAME 3 – APRIL 28 AT TARGET CENTER

	1	2	3	4
San Antonio	19	23	24	18
Minnesota	24	23	21	25

FINAL

84  
93

Attendance – 17,676

HIGH SCORER  
Robinson 22  
Garrett 22

Time – 2:32

HIGH REB.  
Robinson 17  
Garrett 8

HIGH ASSIST  
Anderson 4  
Brandon 9

### GAME 4 – APRIL 30 AT TARGET CENTER

	1	2	3	4
San Antonio	19	25	27	26
Minnesota	19	24	20	21

FINAL

97  
84

Attendance – 16,336

HIGH SCORER  
Duncan 24  
Szczerebiak 20

Time – 2:25

HIGH REB.  
Duncan 16  
Garrett 15

HIGH ASSIST  
Anderson 6  
Brandon 6



## 2002 PLAYOFF STATS VS. SPURS (1-3)

PLAYER	G	GS	MIN	FG-A	PCT	3FG-A	PCT	FT-A	PCT	--REBOUNDS--			AST	PF-DQ	STL	TO	BLK	PTS	AVG
										OFF	DEF	TOT							
Garrett	4	4	165	27-58	.466	0-3	.000	30-36	.833	10	38	48	17	13-0	4	6	6	84	21.0
Brandon	4	4	153	27-62	.435	4-9	.444	3-3	1.000	2	15	17	25	10-0	4	8	2	61	15.3
Szczerebiak	4	4	143	18-37	.486	0-1	.000	20-25	.800	4	14	18	10	6-0	5	12	3	56	14.0
Peeler	4	4	137	14-53	.264	6-17	.353	0-0	.000	3	11	14	7	10-0	7	6	1	34	8.5
Ellis	4	0	77	9-23	.391	0-1	.000	6-8	.750	7	7	14	0	13-0	1	5	3	24	6.0
Garrett	3	2	41	4-12	.333	0-0	.000	5-6	.833	2	7	9	0	6-0	1	0	1	13	4.3
Lopez	4	0	55	7-22	.318	1-5	.200	2-3	.667	4	7	11	5	5-0	4	2	0	17	4.3
Avery	2	0	12	3-6	.500	1-2	.500	0-0	.000	0	1	1	2	0-0	0	0	1	7	3.5
Slater	4	0	52	6-16	.375	0-0	.000	1-2	.500	5	9	14	0	15-1	2	3	3	13	3.3
Nesterovic	4	2	49	5-13	.385	0-0	.000	0-0	.000	5	7	12	3	9-0	1	3	3	10	2.5
Mitchell	4	0	50	2-10	.200	0-1	.000	2-2	1.000	1	6	7	3	5-0	1	1	0	6	1.5
Billups	3	0	26	1-6	.167	0-1	.000	1-1	1.000	1	4	5	2	5-0	0	1	0	3	1.0
<b>TIMBERWOLVES</b>	<b>4</b>		<b>960</b>	<b>123-318</b>	<b>.387</b>	<b>12-40</b>	<b>.300</b>	<b>70-86</b>	<b>.814</b>	<b>44</b>	<b>126</b>	<b>170</b>	<b>74</b>	<b>97-1</b>	<b>30</b>	<b>51</b>	<b>23</b>	<b>328</b>	<b>82.0</b>
<b>SPURS</b>	<b>4</b>		<b>960</b>	<b>127-296</b>	<b>.429</b>	<b>24-58</b>	<b>.414</b>	<b>76-105</b>	<b>.724</b>	<b>40</b>	<b>132</b>	<b>172</b>	<b>76</b>	<b>82-0</b>	<b>21</b>	<b>56</b>	<b>18</b>	<b>354</b>	<b>88.5</b>



## 2000 PLAYOFFS VS. PORTLAND TRAIL BLAZERS

FIRST ROUND: Portland wins series, 3-1

### GAME 1 – APRIL 23 AT THE ROSE GARDEN

	1	2	3	4
Minnesota	22	25	28	13
Portland	33	15	21	22

—  
—

FINAL  
88  
91

Attendance – 20,044  
**HIGH SCORER**  
Sealy 23  
Pippen 28

Time – 2:31  
**HIGH REB.**  
Garnett 10  
Pippen 9

**HIGH ASSIST**  
Brandon 12  
Stoudamire 4

### GAME 2 – APRIL 26 AT THE ROSE GARDEN

	1	2	3	4
Minnesota	24	17	17	24
Portland	19	21	27	19

—  
—

FINAL  
82  
86

Attendance – 20,568  
**HIGH SCORER**  
Garnett 23  
Pippen 21

Time – 2:32  
**HIGH REB.**  
Garnett 10  
Pippen/Wallace 7

**HIGH ASSIST**  
Brandon 6  
Stoudamire 6

### GAME 3 – APRIL 30 AT TARGET CENTER

	1	2	3	4
Portland	20	20	28	19
Minnesota	24	23	21	26

—  
—

FINAL  
87  
94

Attendance – 19,006  
**HIGH SCORER**  
Smith 22  
Brandon 28

Time – 2:24  
**HIGH REB.**  
Grant 7  
Garnett 13

**HIGH ASSIST**  
Pippen/Stoudamire 6  
Brandon 12

### GAME 4 – MAY 2 AT TARGET CENTER

	1	2	3	4
Portland	18	18	21	28
Minnesota	22	18	24	13

—  
—

FINAL  
85  
77

Attendance – 19,006  
**HIGH SCORER**  
Wallace/Sabonis 15  
Garnett 17

Time – 2:26  
**HIGH REB.**  
Sabonis 11  
Garnett 10

**HIGH ASSIST**  
Pippen 6  
Garnett 9



## 2000 PLAYOFF STATS VS. TRAIL BLAZERS (1-3)

PLAYER	G	GS	MIN	FG-A	PCT	3FG-A	PCT	FT-A	PCT	--REBOUNDS--			AST	PF-DQ	STL	TO	BLK	PTS	AVG
										OFF	DEF	TOT							
Brandon	4	4	162	32-63	.508	4-11	.364	10-11	.909	4	19	23	34	11-0	3	8	0	78	19.5
Garnett	4	4	171	30-78	.385	2-3	.667	13-16	.813	13	30	43	35	12-0	5	11	3	75	18.8
Sealy	4	4	122	19-41	.463	1-3	.333	11-16	.688	5	13	18	5	10-0	2	8	0	50	12.5
Peeler	4	0	90	11-24	.458	2-10	.200	6-8	.750	2	7	9	5	9-0	3	1	1	30	7.5
Nesterovic	4	4	126	11-25	.440	0-0	.000	3-6	.500	5	8	13	6	20-1	3	4	7	25	6.3
Szczerbiak	4	4	94	12-30	.400	0-3	.000	0-0	.000	2	6	8	2	7-0	3	1	1	24	6.0
Mitchell	4	0	68	9-18	.500	2-5	.400	3-3	1.000	2	5	7	2	5-0	0	4	1	23	5.8
Jackson	3	0	30	4-8	.500	1-3	.333	6-6	1.000	0	5	5	4	4-0	2	2	1	15	5.0
Smith	4	0	79	8-17	.471	0-1	.000	2-2	1.000	7	5	12	1	15-0	3	4	1	18	4.5
Garrett	3	0	16	1-2	.500	0-0	.000	1-2	.500	1	1	2	0	2-0	0	0	1	3	1.0
Hammonds	1	0	2	0-0	.000	0-0	.000	0-0	.000	0	0	0	0	0-0	0	0	0	0	0.0
<b>TIMBERWOLVES</b>	<b>4</b>		<b>960</b>	<b>137-306</b>	<b>.448</b>	<b>12-39</b>	<b>.308</b>	<b>55-70</b>	<b>.786</b>	<b>41</b>	<b>99</b>	<b>140</b>	<b>94</b>	<b>95-1</b>	<b>24</b>	<b>47</b>	<b>16</b>	<b>341</b>	<b>85.3</b>
<b>TRAIL BLAZERS</b>	<b>4</b>		<b>960</b>	<b>125-287</b>	<b>.436</b>	<b>23-62</b>	<b>.371</b>	<b>76-91</b>	<b>.835</b>	<b>35</b>	<b>106</b>	<b>141</b>	<b>78</b>	<b>84-1</b>	<b>21</b>	<b>51</b>	<b>15</b>	<b>349</b>	<b>87.3</b>





## 1999 PLAYOFFS VS. SAN ANTONIO SPURS

FIRST ROUND: San Antonio wins series, 3-1

### GAME 1 – MAY 9 AT THE ALAMODOME

	1	2	3	4		FINAL	HIGH SCORER	HIGH REB.	HIGH ASSIST
Minnesota	26	23	17	20	—	86	Garnett 21	Garnett/Brandon 8	Brandon 11
San Antonio	26	24	23	26	—	99	Duncan 26	Duncan 12	Johnson 10

### GAME 2 – MAY 11 AT THE ALAMODOME

GAME 2 - MINN. PRAIRIE FIREHAWKS						FINAL	HIGH SCORER	HIGH REB.	HIGH ASSIST
	1	2	3	4					
Minnesota	19	18	23	20	—	80	Garnett 23	Garnett 12	Brandon 9
San Antonio	21	10	20	20	—	71	Duncan 18	Duncan 16	Elie 4

### GAME 3 – MAY 13 AT TARGET CENTER

	1	2	3	4		FINAL	HIGH SCORER	HIGH REB.	HIGH ASSIST
San Antonio	17	27	19	22	—	85	Johnson 24	Robinson 18	Duncan/Robinson 7
Minnesota	16	12	20	23	—	71	Garnett 23	Garnett 12	Three with 2

### GAME 4 – MAY 15 AT TARGET CENTER

GAME 4 - MIPT TOTAL - TARGET SETTER					ATTENDANCE - 15,898					TIME - 2:31	
	1	2	3	4	FINAL	HIGH SCORER		HIGH REB.		HIGH ASSIST	
San Antonio	21	23	20	28	—	92	Robinson 19	Robinson 11	Johnson 6		
Minnesota	26	16	21	22	—	85	Brandon 27	Garnett 16	Brandon/Garnett 8		



## 1999 PLAYOFF STATS VS. SPURS (1-3)

PLAYER	G	GS	MIN	FG-A	PCT	3FG-A	PCT	FT-A	PCT	--REBOUNDS--			AST	PF-DQ	STL	TO	BLK	PTS	AVG
										OFF	DEF	TOT							
Garnett	4	4	170	35-79	.443	0-2	.000	17-23	.739	16	32	48	15	10-0	7	13	8	87	21.8
Brandon	4	4	161	31-69	.449	3-5	.600	12-13	.923	2	28	30	28	11-0	9	14	2	77	19.3
Mitchell	4	1	131	15-40	.375	1-6	.167	9-12	.750	5	9	14	6	13-0	1	8	2	40	10.0
Smith	4	4	120	11-37	.297	0-0	.000	8-11	.727	10	16	26	5	15-0	2	5	8	30	7.5
Peeler	4	4	125	11-35	.314	5-13	.385	0-0	.000	7	9	16	6	12-1	4	4	0	27	6.8
Garrett	4	3	92	10-18	.556	0-0	.000	2-5	.400	9	7	16	5	16-1	2	2	3	22	5.5
Sealy	4	0	70	8-23	.348	0-0	.000	4-5	.800	2	4	6	3	4-0	1	2	1	20	5.0
Nesterovic	3	0	29	4-8	.500	0-0	.000	0-0	.000	4	3	7	3	4-0	0	1	0	8	2.7
Hammonds	4	0	18	0-0	.000	0-0	.000	4-4	1.000	0	2	2	0	4-0	0	1	0	4	1.0
Jackson	4	0	27	2-10	.200	0-3	.000	0-0	.000	1	3	4	2	3-0	0	1	0	4	1.0
Robinson	4	0	10	1-4	.250	1-3	.333	0-0	.000	0	1	1	0	3-0	0	3	0	3	0.8
Patterson	2	0	7	0-0	.000	0-0	.000	0-0	.000	1	3	4	2	1-0	0	1	0	0	0.0
<b>TIMBERWOLVES</b>	<b>4</b>		<b>960</b>	<b>128-323</b>	<b>.396</b>	<b>10-32</b>	<b>.313</b>	<b>56-73</b>	<b>.767</b>	<b>57</b>	<b>117</b>	<b>174</b>	<b>75</b>	<b>96-2</b>	<b>26</b>	<b>58</b>	<b>24</b>	<b>322</b>	<b>80.5</b>
<b>SPURS</b>	<b>4</b>		<b>960</b>	<b>128-291</b>	<b>.440</b>	<b>11-39</b>	<b>.282</b>	<b>80-109</b>	<b>.734</b>	<b>43</b>	<b>120</b>	<b>163</b>	<b>81</b>	<b>71-0</b>	<b>35</b>	<b>52</b>	<b>23</b>	<b>347</b>	<b>86.8</b>



## 1998 PLAYOFFS VS. SEATTLE SUPERSONICS

**FIRST ROUND:** Seattle wins series, 3-2

### GAME 1 – APRIL 24 AT KEYARENA

	1	2	3	4		FINAL	Attendance – 17,072	Time – 2:08	
Minnesota	21	11	26	25	—	83	<b>HIGH SCORER</b>	<b>HIGH REB.</b>	<b>HIGH ASSIST</b>
Seattle	34	19	29	26	—	108	Garnett 18 Baker 25	Garnett 18 Baker 12	Marbury 5 Payton 7

### GAME 2 – APRIL 26 AT KEYARENA

	1	2	3	4		FINAL	Attendance – 17,072	Time – 2:19	
Minnesota	28	22	27	21	—	98	<b>HIGH SCORER</b>	<b>HIGH REB.</b>	<b>HIGH ASSIST</b>
Seattle	20	25	26	22	—	93	Marbury 25 Payton 32	Peeler 14 Schrempf 10	Marbury 7 McMillan 6

### GAME 3 – APRIL 28 AT TARGET CENTER

	1	2	3	4		FINAL	Attendance – 19,006	Time – 2:16	
Seattle	28	18	26	18	—	90	<b>HIGH SCORER</b>	<b>HIGH REB.</b>	<b>HIGH ASSIST</b>
Minnesota	24	26	17	31	—	98	Payton 26 Peeler 20	Baker 12 Garnett 8	Three with 5 Marbury 11

### GAME 4 – APRIL 30 AT TARGET CENTER

	1	2	3	4		FINAL	Attendance – 19,006	Time – 2:14	
Seattle	28	18	21	25	—	92	<b>HIGH SCORER</b>	<b>HIGH REB.</b>	<b>HIGH ASSIST</b>
Minnesota	21	22	20	25	—	88	Payton/Hawkins 24 Garnett 20	Baker 12 Garnett 10	Payton 8 Marbury 7

### GAME 5 – MAY 2 AT KEYARENA

	1	2	3	4		FINAL	Attendance – 17,072	Time – 2:27	
Minnesota	27	20	17	20	—	84	<b>HIGH SCORER</b>	<b>HIGH REB.</b>	<b>HIGH ASSIST</b>
Seattle	24	20	27	26	—	97	Peeler 28 Payton 29	Jordan 8 Schrempf 11	Marbury 8 Three with 4



## 1998 PLAYOFF STATS VS. SUPERSONICS (2-3)

PLAYER	G	GS	MIN	FG-A	PCT	3FG-A	PCT	FT-A	PCT	--REBOUNDS--			AST	PF-DQ	STL	TO	BLK	PTS	AVG
										OFF	DEF	TOT							
Peeler	5	5	213	31-77	.403	15-31	.484	4-4	1.000	16	22	38	18	15-0	10	8	3	81	16.2
Garnett	5	5	194	36-75	.480	0-0	.000	7-9	.778	17	31	48	20	17-0	4	22	12	79	15.8
Porter	5	4	188	27-63	.429	10-25	.400	15-18	.833	7	18	25	16	10-0	5	4	0	79	15.8
Mitchell	5	5	177	26-58	.448	3-14	.214	17-19	.895	7	20	27	8	18-0	1	5	1	72	14.4
Marbury	5	5	209	22-72	.306	7-25	.280	18-23	.783	5	11	16	38	16-0	12	18	0	69	13.8
Hammonds	5	1	113	12-28	.429	0-0	.000	12-16	.750	10	12	22	2	18-0	0	4	1	36	7.2
Jordan	2	0	29	5-8	.625	1-1	1.000	1-2	.500	3	6	9	3	5-0	1	0	0	12	6.0
Williams	4	0	58	6-15	.400	1-2	.500	7-9	.778	2	7	9	11	14-0	3	3	1	20	5.0
Wheat	1	0	3	1-2	.500	0-0	.000	0-0	.000	0	1	1	0	0-0	1	0	0	2	2.0
Roberts	1	0	8	0-1	.000	0-0	.000	1-2	.500	1	1	2	0	0-0	0	1	0	1	1.0
Curley	2	0	7	0-0	.000	0-0	.000	0-0	.000	0	0	0	0	0-0	0	0	0	0	0.0
Parks	1	0	1	0-0	.000	0-0	.000	0-0	.000	0	0	0	0	0-0	0	0	0	0	0.0
<b>TIMBERWOLVES</b>	<b>5</b>		<b>1200</b>	<b>166-399</b>	<b>.416</b>	<b>37-98</b>	<b>.378</b>	<b>82-102</b>	<b>.804</b>	<b>68</b>	<b>129</b>	<b>197</b>	<b>116</b>	<b>113-0</b>	<b>37</b>	<b>70</b>	<b>18</b>	<b>451</b>	<b>90.2</b>
<b>SUPERSONICS</b>	<b>5</b>		<b>1200</b>	<b>180-383</b>	<b>.470</b>	<b>32-106</b>	<b>.302</b>	<b>88-113</b>	<b>.779</b>	<b>57</b>	<b>148</b>	<b>205</b>	<b>115</b>	<b>112-2</b>	<b>42</b>	<b>69</b>	<b>19</b>	<b>480</b>	<b>96.0</b>



## 1997 PLAYOFFS VS. HOUSTON ROCKETS

FIRST ROUND: Houston wins series, 3-0

### GAME 1 – APRIL 24 AT THE SUMMIT

	1	2	3	4		FINAL	Attendance – 16,285	Time – 2:10	HIGH REB.	HIGH ASSIST
Minnesota	25	23	17	30	—	95	<b>HIGH SCORER</b> Marbury 28	<b>HIGH REB.</b> Garrett 9	Three with 4	
Houston	31	30	27	24	—	112	Elie 21	Willis 13	Drexler 8	

### GAME 2 – APRIL 26 AT THE SUMMIT

	1	2	3	4		FINAL	Attendance – 16,285	Time – 2:29	HIGH REB.	HIGH ASSIST
Minnesota	20	23	22	19	—	84	<b>HIGH SCORER</b> Marbury 22	<b>HIGH REB.</b> Garrett 14	Marbury 6	
Houston	24	17	25	30	—	96	Barkley 20	Barkley 15	Drexler 7	

### GAME 3 – APRIL 29 AT TARGET CENTER

	1	2	3	4		FINAL	Attendance – 19,006	Time – 2:18	HIGH REB.	HIGH ASSIST
Houston	32	27	32	34	—	125	<b>HIGH SCORER</b> Maloney 26	<b>HIGH REB.</b> Olujuwon 11	Drexler 9	
Minnesota	29	30	32	29	—	120	Gugliotta 27	Garrett 15	Marbury 13	



## 1997 PLAYOFF STATS VS. ROCKETS (0-3)

PLAYER	G	GS	MIN	FG-A	PCT	3FG-A	PCT	FT-A	PCT	--REBOUNDS--			AST	PF-DQ	STL	TO	BLK	PTS	AVG
										OFF	DEF	TOT							
Marbury	3	3	117	26-65	.400	6-20	.300	6-10	.600	2	10	12	23	9-0	2	9	0	64	21.3
Gugliotta	3	3	121	23-52	.442	3-4	.750	6-10	.600	2	14	16	13	13-0	7	6	2	55	18.3
Garrett	3	3	125	24-51	.471	1-1	1.000	3-3	1.000	14	14	28	11	6-0	4	4	3	52	17.3
Garrett	3	3	118	15-29	.517	0-0	.000	8-10	.800	19	16	35	4	11-0	2	1	3	38	12.7
West	3	3	87	12-22	.545	0-2	.000	9-9	1.000	0	4	4	6	11-0	2	1	1	33	11.0
Robinson	2	0	31	5-12	.417	4-10	.400	0-0	.000	1	2	3	3	4-0	2	1	0	14	7.0
Mitchell	3	0	47	6-13	.462	0-0	.000	5-8	.625	2	5	7	1	9-0	1	1	1	17	5.7
Porter	3	0	46	5-13	.385	3-9	.333	3-4	.750	1	2	3	9	2-0	2	2	2	16	5.3
Parks	1	0	11	2-3	.667	0-0	.000	0-0	.000	0	5	5	0	5-0	1	0	0	4	4.0
Heal	2	0	3	2-2	1.000	2-2	1.000	0-0	.000	0	0	0	1	0-0	0	0	0	6	3.0
Carr	1	0	8	0-2	.000	0-2	.000	0-0	.000	0	2	2	1	0-0	0	1	0	0	0.0
Vrankovic	1	0	6	0-2	.000	0-0	.000	0-0	.000	1	0	1	0	0-0	0	0	0	0	0.0
<b>TIMBERWOLVES</b>	<b>3</b>		<b>720</b>	<b>120-266</b>	<b>.451</b>	<b>19-50</b>	<b>.380</b>	<b>40-54</b>	<b>.741</b>	<b>42</b>	<b>74</b>	<b>116</b>	<b>72</b>	<b>70-0</b>	<b>23</b>	<b>28</b>	<b>12</b>	<b>299</b>	<b>99.7</b>
<b>ROCKETS</b>	<b>3</b>		<b>720</b>	<b>115-231</b>	<b>.498</b>	<b>35-81</b>	<b>.432</b>	<b>68-90</b>	<b>.756</b>	<b>33</b>	<b>100</b>	<b>133</b>	<b>87</b>	<b>60-0</b>	<b>19</b>	<b>43</b>	<b>12</b>	<b>333</b>	<b>111.0</b>



## INDIVIDUAL CAREER PLAYOFF STATS

### COMPOSITE 1997-2004 (17 WINS, 30 LOSSES)

(sorted by points scored)

PLAYER	G	GS	MIN	FG-A	PCT	3FG-A	PCT	FT-A	PCT	--REBOUNDS--			AST	PF-DQ	STL	TO	BLK	PTS	AVG
										OFF	DEF	TOT							
Garnett	47	47	2003	415-907	.458	12-36	.333	207-272	.761	136	492	628	236	149-3	63	161	88	1049	22.3
Szczerbiak	29	17	918	127-284	.447	15-56	.268	100-114	.877	30	86	116	51	71-0	22	63	7	369	12.7
Sprewell	18	18	771	130-309	.421	37-96	.385	60-77	.779	11	68	79	72	35-0	29	47	12	357	19.8
Cassell	16	15	497	94-202	.465	25-60	.417	52-61	.852	3	37	40	70	53-2	12	43	3	265	16.6
Peeler	26	18	798	89-247	.360	35-96	.365	15-20	.750	34	77	111	56	65-1	32	29	6	228	8.8
Brandon	12	12	476	90-194	.464	11-25	.440	25-27	.926	8	62	70	87	32-0	16	30	4	216	18.0
Mitchell	23	8	507	61-148	.412	6-26	.231	38-46	.826	17	47	64	23	55-0	5	19	6	166	7.2
Hudson	6	6	221	44-106	.415	17-39	.436	36-38	.947	1	11	12	33	5-0	8	16	0	141	23.5
Hassell	18	18	472	62-119	.521	1-2	.500	13-16	.813	21	23	44	27	42-0	10	16	7	138	7.7
Marbury	8	8	326	48-137	.350	13-45	.289	24-33	.727	7	21	28	61	25-0	14	27	0	133	16.6
Nesterovic	20	15	465	54-115	.470	0-0	.000	11-21	.524	29	53	82	19	71-2	6	17	14	119	6.0
Hoiberg	18	0	438	39-86	.453	22-48	.458	15-16	.938	9	57	66	23	29-0	16	8	0	115	6.4
Porter	8	4	234	32-76	.421	13-34	.382	18-22	.818	8	20	28	25	12-0	7	6	2	95	11.9
Garrett	13	8	267	30-61	.492	0-0	.000	16-23	.696	31	31	62	9	35-1	5	3	8	76	5.8
Smith	16	6	282	26-67	.388	0-1	.000	23-27	.852	21	34	55	6	52-0	6	13	11	75	4.7
Sealy	8	4	192	27-64	.422	1-3	.333	15-21	.714	7	17	24	8	14-0	3	10	1	70	8.8
Billups	6	3	160	24-57	.421	6-16	.375	15-21	.714	2	18	20	19	19-1	3	10	1	69	11.5
Gugliotta	3	3	121	23-52	.442	3-4	.750	6-10	.600	2	14	16	13	13-0	7	6	2	55	18.3
Trent	22	0	161	21-55	.382	0-2	.000	12-20	.600	15	13	28	4	25-0	1	10	0	54	2.5
Jackson, M.	7	0	111	17-32	.531	0-1	.000	16-19	.842	10	23	33	8	20-0	2	9	1	50	7.1
Martin	16	3	182	14-51	.275	6-20	.300	16-20	.800	5	9	14	23	17-0	4	8	0	50	3.1
Johnson	18	16	356	19-38	.500	0-0	.000	10-16	.625	27	57	84	13	56-0	11	6	10	48	2.7
Madsen	17	0	222	17-32	.531	0-0	.000	13-29	.448	28	30	58	2	43-0	5	7	4	47	2.8
Hammonds	10	1	133	12-28	.429	0-0	.000	16-20	.800	10	14	24	2	22-0	0	5	1	40	4.0
West	3	3	87	12-22	.545	0-2	.000	9-9	1.000	0	4	4	6	11-0	2	1	1	33	11.0
Gill	6	0	118	10-27	.370	2-4	.500	9-14	.643	6	7	13	7	12-0	4	4	1	31	5.2
Olowokandi	15	2	224	12-37	.324	0-1	.000	7-8	.875	16	36	52	2	50-0	2	17	11	31	2.1
Strickland	6	0	73	11-21	.524	0-0	.000	6-6	1.000	0	6	6	17	5-0	4	8	2	28	4.7
Ellis	4	0	77	9-23	.391	0-1	.000	6-8	.750	7	7	14	0	13-0	1	5	3	24	6.0
Lopez	7	0	85	8-26	.308	2-7	.286	3-5	.600	5	7	12	6	11-0	5	3	0	21	3.0
Williams	4	0	58	6-15	.400	1-2	.500	7-9	.778	2	7	9	11	14-0	3	3	1	20	5.0
Jackson, B.	7	0	57	6-18	.333	1-6	.167	6-6	1.000	1	8	9	6	7-0	2	3	1	19	2.7
Robinson	6	0	41	6-16	.375	5-13	.385	0-0	.000	1	3	4	3	7-0	2	4	0	17	2.8
Slater	4	0	52	6-16	.375	0-0	.000	1-2	.500	5	9	14	0	15-1	2	3	3	13	3.3
Jordan	2	0	29	5-8	.625	1-1	1.000	1-2	.500	3	6	9	3	5-0	1	0	0	12	6.0
Avery	2	0	12	3-6	.500	1-2	.500	0-0	.000	0	1	1	2	0-0	0	0	1	7	3.5
Heal	2	0	3	2-2	1.00	2-2	1.000	0-0	.000	0	0	0	1	0-0	0	0	0	6	3.0
Parks	2	0	12	2-3	.667	0-0	.000	0-0	.000	0	5	5	0	5-0	1	0	0	4	2.0
Miller	8	0	31	1-4	.250	0-0	.000	1-2	.500	0	5	5	1	13-0	0	3	3	3	0.4
Pack	3	0	10	1-5	.200	0-1	.000	1-1	1.000	0	0	0	0	5-0	0	1	0	3	1.0
Wilks	4	0	7	1-2	.500	1-1	1.000	0-0	.000	0	0	0	0	0-0	0	0	0	3	0.8
Wheat	1	0	3	1-2	.500	0-0	.000	0-0	.000	0	1	1	0	0-0	1	0	0	2	2.0
Woods	2	0	2	1-3	.333	0-0	.000	0-0	.000	1	0	1	0	0-0	0	0	0	2	1.0
Roberts	1	0	8	0-1	.000	0-0	.000	1-2	.500	1	1	2	0	0-0	0	1	0	1	1.0
Carr	1	0	8	0-2	.000	0-2	.000	0-0	.000	0	2	2	1	0-0	0	1	0	0	0.0
Curley	2	0	7	0-0	.000	0-0	.000	0-0	.000	0	0	0	0	0-0	0	0	0	0	0.0
Patterson	2	0	7	0-0	.000	0-0	.000	0-0	.000	1	3	4	2	1-0	0	1	0	0	0.0
Vrankovic	1	0	6	0-2	.000	0-0	.000	0-0	.000	1	0	1	0	0-0	0	0	0	0	0.0
<b>TIMBERWOLVES</b>	<b>47</b>	<b>47</b>	<b>11330</b>	<b>1618-3728</b>	<b>.434</b>	<b>239-655</b>	<b>.365</b>	<b>830-1063</b>	<b>.781</b>	<b>522</b>	<b>1432</b>	<b>1954</b>	<b>958</b>	<b>1134-11</b>	<b>317</b>	<b>666</b>	<b>215</b>	<b>4305</b>	<b>91.6</b>
<b>OPPONENTS</b>	<b>47</b>	<b>47</b>	<b>11330</b>	<b>1659-3733</b>	<b>.444</b>	<b>302-832</b>	<b>.363</b>	<b>878-1198</b>	<b>.733</b>	<b>527</b>	<b>1432</b>	<b>1959</b>	<b>1068</b>	<b>1025-11</b>	<b>345</b>	<b>602</b>	<b>199</b>	<b>4498</b>	<b>95.7</b>



# NBA

MINNESOTA TIMBERWOLVES

**POWER  
OF  
THE PACK**





Dwight Howard

**PRINCIPAL OWNER & CHAIR OF THE BOARD OF DIRECTORS/NBA GOVERNOR:** Tony Ressler  
**VICE CHAIR OF BOARD OF DIRECTORS:** Grant Hill  
**ALTERNATE GOVERNOR:** Steven Price  
**CEO/ATLANTA HAWKS BASKETBALL CLUB & PHILIPS ARENA:** Steve Koonin  
**PRESIDENT OF BASKETBALL OPERATIONS/HEAD COACH:** Mike Budenholzer  
**GENERAL MANAGER:** Wes Wilcox  
**ASSISTANT COACHES:** Darvin Ham, Taylor Jenkins, Charles Lee, Neven Spahija, Ben Sullivan  
**EXECUTIVE DIRECTOR OF PLAYER PERFORMANCE:** Keke Lyles  
**HEAD ATHLETIC TRAINER:** Art Horne  
**DIRECTOR OF REHABILITATION:** Mike Roncarati  
**ATHLETIC PERFORMANCE COACH:** Chris Chase  
**SENIOR VP OF PUBLIC RELATIONS:** Garin Narain  
**DIRECTOR OF MEDIA RELATIONS:** Jon Steinberg  
**SENIOR MANAGER OF MEDIA RELATIONS:** Jason Roose  
**HOME COURT:** Philips Arena (18,047; 1999)  
**FOUNDED:** 1949-50 - Tri-Cities Blackhawks; 1951-52 - Milwaukee Hawks; 1955-56 - St. Louis Hawks;  
 1968-69 - Atlanta Hawks  
**NBA TITLES:** One (1958)

#### 2016-17 VS. HAWKS

WED., DEC. 21 @ ATL 6:30 P.M.  
 MON., DEC. 26 @ MIN 7:00 P.M.

#### 2015-16 WOLVES VS. HAWKS (2-0)

DATE	SITE	FINAL SCORE	WOLVES HIGH	HAWKS HIGH	ATTENDANCE
11/09/15	Atlanta	W 117-107	Wiggins 33	Teague 24	12,016
11/25/15	Minnesota	W 99-95	LaVine 18	Millsap/Teague 22	14,289

#### SERIES FACTS

**OVERALL: 19-32 • HOME: 13-12 • ROAD: 6-20 • PRESEASON: 2-4**

Biggest Wolves Win: 24 (107-83 - 03/26/14, Home)  
 Biggest Wolves Loss: 25 (87-112 - 12/22/09, Home)  
 Current Overall Streak: W2 Home: W1 Road: W1  
 Last Wolves Win: 99-95 @ Minnesota, 11/25/15  
 Last Wolves Loss: 105-117 @ Minnesota, 02/09/15

#### GAME-BY-GAME

DATE	H/A	W/L	MIN-OPP	DATE	H/A	W/L	MIN-OPP
12/09/89	A	L	91-104	01/26/05	H	W	104-87
02/18/90	H	W	108-98	04/09/05	A	L	98-105
01/05/91	A	L	112-117*	04/05/06	A	L	99-101
04/11/91	H	W	112-98	04/09/06	H	W	84-83
12/28/91	A	L	122-125*	01/17/07	H	L	88-105
03/27/92	H	L	103-105	03/10/07	A	L	93-99
12/26/92	H	L	105-113	11/24/07	H	L	87-94
03/19/93	A	L	103-121	12/06/07	A	L	89-90
01/22/94	H	L	81-98	02/04/09	H	L	86-94
03/01/94	A	L	99-102	03/23/09	A	L	97-109
11/23/94	H	L	77-89	12/22/09	H	L	87-112
12/13/94	A	L	83-85*	02/24/10	A	L	92-98
12/12/95	A	W	85-78	11/05/10	H	L	103-113
02/25/96	H	L	76-92	11/14/10	A	L	105-111
01/14/97	A	L	93-95	01/14/12	A	L	91-93
04/12/97	H	L	66-80	01/08/13	H	W	108-103
01/27/98	H	W	113-96	01/21/13	A	L	96-104
04/05/98	A	W	97-96	02/01/14	A	L	113-120
12/14/99	A	L	94-105	03/26/14	H	W	107-83
04/04/00	H	W	86-76*	01/25/15	A	L	100-112
11/18/00	A	W	94-84	02/09/15	H	L	105-117
12/28/00	H	W	88-81	11/09/15	A	W	117-107
01/05/02	A	W	112-96	11/25/15	H	W	99-95
01/26/02	H	W	103-80				
11/20/02	A	W	103-93				
12/12/02	H	W	113-95				
01/02/04	H	W	93-75				
02/04/04	A	L	89-97				



Al Horford

**MANAGING PARTNER, GOVERNOR & CEO:** Wyc Grousbeck

**PRESIDENT:** Rich Gotham

**PRESIDENT OF BASKETBALL OPERATIONS:** Danny Ainge

**HEAD COACH:** Brad Stevens

**ASSISTANT COACHES:** Jay Larranaga, Walter McCarty, Micah Shrewsberry, Jamie Young, Jerome Allen

**ATHLETIC TRAINER:** Ed Lacerte

**SR. VICE PRESIDENT, COMMUNICATIONS:** Christian Megliola

**VICE PRESIDENT, MEDIA SERVICES/ALUMNI RELATIONS:** Jeff Twiss

**SENIOR DIRECTOR OF PUBLIC RELATIONS:** Heather Walker

**MEDIA SERVICES MANAGER:** Brian Olive

**HOME COURT:** TD GARDEN (18,624; 1995)

**FOUNDED:** 1946-47

**NBA TITLES:** 17 (1956-57, 1958-59, 1959-60, 1960-61, 1961-62, 1962-63, 1963-64, 1964-65, 1965-66, 1967-68, 1968-69, 1973-74, 1975-76, 1980-81, 1983-84, 1985-86, 2007-08)

#### 2016-17 VS. CELTICS

MON., NOV. 21

@ MIN

7:00 P.M.

WED., MAR. 15

@ BOS

6:30 P.M.

#### 2015-16 WOLVES VS. CELTICS (1-1)

DATE	SITE	FINAL SCORE	WOLVES HIGH	CELTICS HIGH	ATTENDANCE
12/21/15	Boston	L 99-113	Wiggins 26	Olynyk 19	18,624
02/22/16	Minnesota	W 124-122	Towns 28	Crowder 27	11,639

#### SERIES FACTS

**OVERALL: 20-32 • HOME: 12-14 • ROAD: 8-18 • PRESEASON: 3-5**

Biggest Wolves Win: 25 (110-85 - 01/30/06, Home)

Biggest Wolves Loss: 33 (82-115 - 02/05/95, Road)

Current Overall Streak: W1 Home: W4 Road: L10

Last Wolves Win: 124-122 @ Minnesota, 02/22/16

Last Wolves Loss: 99-113 @ Boston, 12/21/15

#### GAME-BY-GAME

DATE	H/A	W/L	MIN-OPP	DATE	H/A	W/L	MIN-OPP	DATE	H/A	W/L	MIN-OPP
11/17/89	A	L	99-116	11/09/02	H	L	99-105	12/21/15	A	L	99-113
02/02/90	H	W	116-105	12/20/02	A	L	99-108	02/22/16	H	W	124-122
01/28/91	H	L	87-108	12/15/03	A	W	116-95				
02/27/91	A	L	111-116	03/07/04	H	L	77-80				
01/04/92	H	W	100-96	02/06/05	H	L	100-103				
01/10/92	A	W	104-94	03/06/05	A	W	99-97				
11/06/92	A	L	92-113	01/18/06	A	L	96-103				
12/15/92	H	L	119-124**	01/30/06	H	W	110-85				
01/08/94	H	W	108-90	02/11/07	H	W	109-107				
04/08/94	A	L	108-112	03/04/07	A	L	117-124**				
11/12/94	H	L	101-114	01/25/08	A	L	86-87				
02/05/95	A	L	82-115	02/08/08	H	L	86-88				
12/22/95	A	L	113-114	11/21/08	H	L	78-95				
03/27/96	H	L	116-121	02/01/09	A	L	101-109				
01/03/97	A	W	94-84	11/04/09	H	L	90-92				
03/16/97	H	W	119-101	12/20/09	A	L	104-122				
01/02/98	A	L	89-93	01/03/11	A	L	93-96				
01/21/98	H	W	104-95	03/27/11	H	L	82-85				
03/24/99	A	W	87-68	03/30/12	H	L	79-100				
01/13/00	H	W	103-85	12/05/12	A	L	94-104				
03/22/00	A	W	109-106	04/01/13	H	W	110-100				
12/01/00	A	W	102-98	11/16/13	H	W	106-88				
01/15/01	H	L	102-107	12/16/13	A	L	97-101				
02/01/02	A	W	98-98*	12/19/14	A	L	98-114				
04/15/02	H	L	90-93	01/28/15	H	W	110-98				





BROOKLYN



Jeremy Lin

**PRINCIPAL OWNER:** Mikhail Prokhorov  
**CHAIRMAN OF THE BOARD OF DIRECTORS:** Dmitry Razumov  
**PRESIDENT, ONEXIM SPORTS AND ENTERTAINMENT HOLDING USA, INC.:** Irina Pavlova  
**CHIEF EXECUTIVE OFFICER:** Brett Yormark  
**GENERAL MANAGER:** Sean Marks  
**ASSISTANT GENERAL MANAGER:** Trajan Langdon  
**HEAD COACH:** Kenny Atkinson  
**ASSISTANT COACHES:** Jacque Vaughn, Chris Fleming, Bret Brielmaier  
**ASSISTANT COACH/DIRECTOR OF PLAYER DEVELOPMENT:** Adam Harrington  
**ASSISTANT COACH/MANAGER OF ADVANCE SCOUTING:** Jordan Ott  
**HEAD ATHLETIC TRAINER/PHYSICAL THERAPIST:** Lloyd Beckett  
**SENIOR DIRECTOR OF PUBLIC RELATIONS:** Aaron Harris  
**SENIOR MANAGERS OF PUBLIC RELATIONS:** Eli Pearlstein, Mitch Heckart  
**PUBLIC RELATIONS COORDINATOR:** Megan Walsh  
**HOME COURT:** Barclays Center (17,732; 2012)  
**FOUNDED:** 1967-68 - New Jersey Americans; 1968-69 - New York Nets; entered NBA - 1976-77; 1977-78 - New Jersey Nets; 2012-13 - Brooklyn Nets  
**NBA TITLES:** One (1957-58)

#### 2016-17 VS. NETS

TUE., NOV. 8 @ BRK 6:30 P.M.  
 SAT., JAN. 28 @ MIN 8:00 P.M.

#### 2015-16 WOLVES VS. NETS (2-0)

DATE	SITE	FINAL SCORE	WOLVES HIGH	NETS HIGH	ATTENDANCE
12/20/15	Brooklyn	W 100-85	Towns 24	Lopez 20	14,552
03/05/16	Minnesota	W 132-118	Towns 28	Brown 23	15,987

#### SERIES FACTS

**OVERALL: 29-22 • HOME: 19-6 • ROAD: 10-16 • PRESEASON: 0-3**

Biggest Wolves Win: 30 (111-81 - 11/22/13, Home)  
 Biggest Wolves Loss: 29 (84-113 - 12/05/08, Road)  
 Current Overall Streak: W2 Home: W1 Road: W2  
 Last Wolves Win: 132-118 @ Minnesota, 03/05/16  
 Last Wolves Loss: 106-122 @ Minnesota, 03/16/15

#### GAME-BY-GAME

DATE	H/A	W/L	MIN-OPP	DATE	H/A	W/L	MIN-OPP
12/05/89	H	W	92-90	02/15/05	H	W	82-71
02/21/90	A	L	93-95	03/26/05	A	W	96-75
03/20/91	A	L	111-118*	03/01/06	H	W	100-90
04/09/91	H	W	109-89	03/23/06	A	L	82-86
01/08/92	A	L	97-103	12/30/06	A	L	92-100
01/18/92	H	L	100-112	01/13/07	H	W	109-98
11/12/92	A	W	88-84	01/27/08	H	W	98-95
12/30/92	H	L	92-118	02/12/08	A	L	88-92
11/24/93	H	W	107-106	12/05/08	A	L	84-113
01/19/94	A	L	91-112	03/29/09	H	W	108-99
12/16/94	H	W	94-93	10/28/09	H	W	95-93
01/14/95	A	L	84-93	12/23/09	A	W	103-99
12/06/95	H	W	108-97	01/01/11	H	W	103-88
01/20/96	A	L	97-103*	04/05/11	A	L	105-107
01/09/97	A	W	110-107	02/03/12	A	W	108-105
04/02/97	H	W	94-89	11/05/12	A	W	107-96
12/26/97	H	W	116-96	01/23/13	H	L	83-91
01/10/98	A	W	108-101	11/22/13	H	W	111-81
02/20/00	H	L	89-91	03/30/14	A	L	99-114
03/24/00	A	W	116-115*	11/05/14	A	W	98-91
12/12/00	A	L	94-116	03/16/15	H	L	106-122
03/25/01	H	L	105-91	12/20/15	A	W	100-85
12/19/01	A	L	112-117*	03/05/16	H	W	132-118
03/31/02	H	W	86-85				
11/04/02	A	L	82-106				
11/23/02	H	L	82-96				
10/31/03	A	L	61-84				
02/25/04	H	W	81-68				





Kemba Walker

**CHAIRMAN:** Michael Jordan  
**VICE CHAIRMAN:** Curtis Polk  
**GENERAL MANAGER:** Rich Cho  
**ASSISTANT GENERAL MANAGER:** Chad Buchanan  
**HEAD COACH:** Steve Clifford  
**ASSOCIATE HEAD COACH:** Patrick Ewing  
**ASSISTANT COACHES:** Stephen Silas, Pat Delany, Bob Weiss, Steve Hetzel, Bruce Kruetzer  
**HEAD ATHLETIC TRAINER:** Steve Stricker  
**VICE PRESIDENT, COMMUNICATIONS:** Mike Cristaldi  
**SR. MANAGER, COMMUNICATIONS:** Brian Travis  
**COORDINATOR, COMMUNICATIONS:** Danny Franks  
**DIRECTOR, CORPORATE COMMUNICATIONS:** Josh Rosen  
**HOME COURT:** Spectrum Center (19,077; 2005)  
**FOUNDED:** 1988-89  
**NBA TITLES:** None

#### 2016-17 VS. HORNETS

TUE., NOV. 15 @ MIN 7:00 P.M.  
 SAT., DEC. 3 @ CHA 6:00 P.M.

#### 2015-16 WOLVES VS. HORNETS (0-2)

DATE	SITE	FINAL SCORE	WOLVES HIGH	HORNETS HIGH	ATTENDANCE
11/10/15	Minnesota	L 95-104	LaVine 20	Batum 17	14,722
03/07/16	Charlotte	L 103-108	Towns 28	Walker 34	15,912

#### SERIES FACTS<sup>^</sup>

**OVERALL: 17-33 • HOME: 13-12 • ROAD: 4-21 • PRESEASON: 0-0**

Biggest Wolves Win: 29 (106-77 - 11/09/90, Home)  
 Biggest Wolves Loss: 28 (85-113 - 03/18/93, Road)  
 Current Overall Streak: L5 Home: L2 Road: L4  
 Last Wolves Win: 119-92 @ Minnesota, 01/10/14  
 Last Wolves Loss: 103-108 @ Charlotte, 03/07/16

#### GAME-BY-GAME<sup>^</sup>

DATE	H/A	W/L	MIN-OPP	DATE	H/A	W/L	MIN-OPP
11/25/89	A	L	73-81	01/05/05	A	L	84-102
01/04/90	H	W	100-98	03/08/05	H	W	102-97
02/14/90	H	W	95-86				
04/06/90	A	L	93-108	11/19/05	H	W	102-89
				04/04/06	A	L	92-97
11/09/90	H	W	106-77				
04/12/91	A	L	110-111**	01/01/07	A	W	102-96
				02/21/07	H	L	95-100
03/10/92	A	L	96-105				
04/19/92	H	W	130-107	03/04/08	H	L	89-109
				04/08/08	A	L	119-121
03/18/93	A	L	85-113				
03/21/93	H	L	95-99	12/01/08	A	L	90-100
				03/14/09	H	W	108-100
12/14/93	A	L	85-101				
03/11/94	H	L	91-97	02/10/10	H	L	92-93
				03/24/10	A	L	95-108
01/11/95	A	L	91-100				
01/22/95	H	W	100-83	11/15/10	A	L	110-113
				01/05/11	H	L	105-108*
12/09/95	A	L	108-114				
03/01/96	H	W	105-101	02/15/12	H	W	102-90
				03/28/12	A	W	88-83
02/04/97	A	L	101-115				
03/02/97	H	L	96-108	11/14/12	H	L	87-89
				01/23/13	A	L	101-102
11/01/97	H	W	106-90				
03/04/98	A	L	102-112	01/10/14	H	W	119-92
				03/14/14	A	L	93-105
12/15/99	A	L	98-103				
02/29/00	H	L	87-92	01/19/15	A	L	80-105
				03/22/15	H	L	98-109
12/22/00	H	L	74-83				
03/06/01	A	W	95-89	11/10/15	H	L	95-104
				03/07/16	A	L	103-108
12/21/01	H	W	94-89				
02/25/02	A	W	97-92				

<sup>^</sup> Includes games against Charlotte Hornets from 1989-2002 and Charlotte Bobcats from 2004-14



Jimmy Butler

**CHAIRMAN:** Jerry Reinsdorf  
**PRESIDENT AND CHIEF OPERATING OFFICER:** Michael Reinsdorf  
**EXECUTIVE VICE PRESIDENT-BASKETBALL OPERATIONS:** John Paxson  
**GENERAL MANAGER:** Gar Forman  
**ASSISTANT GENERAL MANAGER:** Brian Hagen  
**HEAD COACH:** Fred Hoiberg  
**ASSOCIATE HEAD COACH:** Jim Boylen  
**ASSISTANT COACHES:** Pete Myers, Randy Brown, Mike Wilhelm, Charlie Henry  
**DIRECTOR OF SPORTS PERFORMANCE:** Chip Schaefer  
**HEAD ATHLETIC TRAINER:** Jeff Tanaka  
**SENIOR DIRECTOR OF PUBLIC AND MEDIA RELATIONS:** Tim Hallam  
**SENIOR MANAGER OF PUBLIC AND MEDIA RELATIONS:** Matt Yob  
**MANAGER OF PUBLIC AND MEDIA RELATIONS:** Beth Esler  
**COORDINATOR OF PUBLIC AND MEDIA RELATIONS:** Kristen Deahl  
**HOME COURT:** United Center (20,917; 1994)  
**FOUNDED:** 1966-67  
**NBA TITLES:** Six (1990-91, 1991-92, 1992-93, 1995-96, 1996-97, 1997-98)

#### 2016-17 VS. BULLS

TUE., DEC. 13 @ CHI 7:00 P.M.  
SUN., FEB. 12 @ MIN 2:30 P.M.

#### 2015-16 WOLVES VS. BULLS (2-0)

DATE	SITE	FINAL SCORE	WOLVES HIGH	BULLS HIGH	ATTENDANCE
11/07/15	Chicago	W 102-93 (OT)	Wiggins 31	Gasol 21	21,988
02/06/16	Minnesota	W 112-105	Towns 26	Gasol 25	17,876

#### SERIES FACTS

**OVERALL: 20-31 • HOME: 11-15 • ROAD: 9-16 • PRESEASON: 9-9**

Biggest Wolves Win: 53 (127-74 - 11/08/01, Home)  
Biggest Wolves Loss: 32 (99-131 - 03/12/91, Road)  
Current Overall Streak: W2 Home: W1 Road: W1  
Last Wolves Win: 112-105 @ Minnesota, 02/06/16  
Last Wolves Loss: 89-96 @ Chicago, 02/27/15

#### GAME-BY-GAME

DATE	H/A	W/L	MIN-OPP	DATE	H/A	W/L	MIN-OPP
11/08/89	H	L	84-96	12/11/04	A	L	88-89
12/26/89	A	L	99-112	02/13/05	H	L	83-87
11/07/90	H	L	91-96	01/11/06	H	W	99-93
03/12/91	A	L	99-131	02/28/06	A	L	100-111
02/22/92	A	L	90-105	12/09/06	A	W	91-81
03/05/92	H	L	100-113	12/26/06	H	W	100-98
11/17/92	H	L	103-124	01/29/08	A	L	85-96
03/23/93	A	L	100-107	01/30/08	H	W	83-67
12/22/93	A	L	98-106	01/03/09	A	W	102-92
03/20/94	H	L	80-90	01/25/09	H	W	109-108*
11/11/94	H	L	100-112	01/09/10	A	L	96-110
01/20/95	A	L	86-93	02/19/10	H	L	94-100
02/16/96	H	L	100-103	12/11/10	A	L	82-113
02/27/96	A	L	99-120	03/30/11	H	L	91-108
12/11/96	A	L	86-103	01/10/12	H	L	100-111
01/15/97	H	L	102-112	11/10/12	A	L	80-87
12/30/97	H	W	99-95	03/24/13	H	L	97-104
04/03/98	A	L	93-107	01/27/14	A	W	95-86
12/22/99	A	W	106-86	04/09/14	H	L	87-102
12/30/99	H	W	94-76	11/01/14	H	L	105-106
11/28/00	A	W	96-76	02/27/15	A	L	89-96
12/05/00	H	W	100-90	11/07/15	A	W	102-93*
11/08/01	H	W	127-74	02/06/16	H	W	112-105
12/22/01	A	W	95-74				
12/27/02	A	W	113-100				
04/13/03	H	W	119-95				
11/13/03	A	W	92-89*				
12/30/03	H	W	98-93				



LeBron James

**CHAIRMAN:** Dan Gilbert

**VICE CHAIRMEN:** Jeff Cohen, Nate Forbes

**GENERAL MANAGER:** David Griffin

**SENIOR VICE PRESIDENT, BASKETBALL OPERATIONS/ASSISTANT GENERAL MANAGER:** Trent Redden

**ASSISTANT GENERAL MANAGER, PRO PLAYER PERSONNEL:** Koby Altman

**HEAD COACH:** Tyronn Lue

**ASSOCIATE HEAD COACH:** Larry Drew

**ASSISTANT COACHES:** Jim Boylan, Mike Longabardi, James Posey, Damon Jones

**HEAD ATHLETIC TRAINER:** Steve Spiro

**SENIOR VICE PRESIDENT, COMMUNICATIONS:** Tad Carper

**DIRECTOR OF BASKETBALL COMMUNICATIONS:** B.J. Evans

**BASKETBALL COMMUNICATIONS SENIOR MANAGER:** Jeff Schaefer

**BASKETBALL COMMUNICATIONS COORDINATOR:** Cherome Owens

**HOME COURT:** Quicken Loans Arena (20,562; 1994)

**FOUNDED:** 1970-71

**NBA TITLES:** None

## 2016-17 VS. CAVALIERS

WED., FEB. 1	@ CLE	6:00 P.M.
TUE., FEB. 14	@ MIN	7:00 P.M.

## 2015-16 WOLVES VS. CAVALIERS (0-2)

DATE	SITE	FINAL SCORE	WOLVES HIGH	CAVS HIGH	ATTENDANCE
01/08/16	Minnesota	L 99-125	Wiggins 35	Shumpert 23	16,768
01/25/16	Cleveland	L 107-114	Towns 26	James 25	20,562

## SERIES FACTS

**OVERALL: 18-33 • HOME: 10-16 • ROAD: 8-17 • PRESEASON: 0-2**

Biggest Wolves Win: 34 (129-95 - 12/04/10, Home)  
Biggest Wolves Loss: 33 (81-114 - 02/22/94, Road; 79-112 - 11/22/94, Road; and 81-114 - 01/29/02, Road)  
Current Overall Streak: L4 Home: L2 Road: L3  
Last Wolves Win: 124-95 @ Minnesota, 11/13/13  
Last Wolves Loss: 107-114 @ Cleveland, 01/25/16

## GAME-BY-GAME

DATE	H/A	W/L	MIN-OPP	DATE	H/A	W/L	MIN-OPP
12/02/89	A	W	101-74	12/21/04	A	L	97-107
01/26/90	H	L	84-85	02/17/05	H	W	94-88
02/02/91	A	L	110-113*	11/26/05	A	W	89-85
03/22/91	H	W	110-105	02/08/06	H	L	91-97
01/07/92	H	L	98-113	11/17/06	A	L	76-92
02/02/92	A	L	95-106	04/03/07	H	L	88-101
01/09/93	A	L	93-116	11/21/07	H	L	86-97
03/04/93	H	L	95-103	02/29/08	A	L	84-92
02/18/94	H	L	78-85	12/17/08	H	L	70-93
02/22/94	A	L	81-114	03/27/09	A	L	85-107
11/22/94	A	L	79-112	10/30/09	H	L	87-104
03/17/95	H	W	80-77	01/27/10	A	L	95-109
12/15/95	H	L	88-100	12/04/10	H	W	129-95
12/19/95	A	L	95-100	12/26/10	A	W	98-97
12/14/96	H	L	93-101	01/06/12	H	L	87-98
12/30/96	A	L	96-108	12/07/12	H	W	91-73
11/21/97	H	L	80-103	02/11/13	A	W	100-92
02/02/98	A	L	99-109	11/04/13	A	L	93-92
12/20/99	A	W	100-94	11/13/13	H	W	124-95
03/21/00	H	W	111-107*	12/23/14	A	L	104-125
02/01/01	A	W	90-81	01/31/15	H	L	90-106
03/18/01	H	W	91-76	01/08/16	H	L	99-125
11/13/01	H	L	103-107	01/25/16	A	L	107-114
01/29/02	A	L	81-114				
02/12/03	A	W	102-91				
02/28/03	H	W	118-95				
11/21/03	A	W	97-83				
02/06/04	H	W	103-92				



Dirk Nowitzki

**OWNER:** Mark Cuban  
**PRESIDENT OF BASKETBALL OPERATIONS/GENERAL MANAGER:** Donn Nelson  
**HEAD COACH:** Rick Carlisle  
**ASSISTANT COACHES:** Kaleb Canales, Melvin Hunt, Jamahl Mosley, Darrell Armstrong, Larry Shyatt  
**HEAD ATHLETIC TRAINER:** Casey Smith  
**VICE PRESIDENT OF BASKETBALL COMMUNICATIONS:** Sarah Melton  
**DIRECTOR OF BASKETBALL COMMUNICATIONS:** Scott Tomlin  
**BASKETBALL COMMUNICATIONS MANAGER:** Alan Rakowski  
**HOME COURT:** American Airlines Center (19,200; 2001)  
**FOUNDED:** 1980-81  
**NBA TITLES:** One (2010-11)

### 2016-17 VS. MAVERICKS

MON., JAN. 9	@ MIN	7:00 P.M.
SUN., JAN. 15	@ DAL	3:00 P.M.
FRI., FEB. 24	@ MIN	7:00 P.M.

### 2015-16 WOLVES VS. MAVERICKS (0-4)

DATE	SITE	FINAL SCORE	WOLVES HIGH	MAVERICKS HIGH	ATTENDANCE
01/10/16	Minnesota	L 87-93	Wiggins 21	Nowitzki 29	14,363
01/20/16	Dallas	L 94-106	Towns 27	Parsons 30	19,621
02/28/16	Dallas	L 101-128	Muhammad 24	Parsons 29	20,289
04/03/16	Minnesota	L 78-88	Wiggins 30	Barea 21	16,117

### SERIES FACTS

**OVERALL: 44-65 • HOME: 22-32 • ROAD: 22-33 • PLAYOFFS: 0-3 • PRESEASON: 1-0**

Biggest Wolves Win: 32 (103-71 - 01/02/93, Home)  
Biggest Wolves Loss: 27 (101-128 - 02/28/16, Away)  
Current Overall Streak: L7 Home: L4 Road: L4  
Last Wolves Win: 123-122\* @ Dallas, 03/19/14  
Last Wolves Loss: 78-88 @ Minnesota, 04/03/16

### GAME-BY-GAME

DATE	H/A	W/L	MIN-OPP	DATE	H/A	W/L	MIN-OPP	DATE	H/A	W/L	MIN-OPP
11/24/89	A	L	89-99	01/17/98	A	W	113-110*	11/28/07	A	L	103-109
12/13/89	H	L	87-90	02/15/98	H	W	105-99*	01/06/08	H	L	78-101
02/08/90	A	L	77-90	03/03/98	H	L	99-110	02/24/08	H	L	83-99
02/25/90	H	L	82-87	03/23/98	A	L	87-91				
03/30/90	A	W	84-82					11/01/08	H	L	85-95
				03/30/99	H	W	98-78	12/30/08	A	L	100-107
11/02/90	H	W	98-85	04/05/99	H	W	100-93	03/31/09	H	L	88-108
11/20/90	A	W	92-91*	04/15/99	A	L	95-101	04/13/09	A	L	94-96
01/02/91	H	W	115-95								
02/26/91	H	W	100-94	12/04/99	H	L	84-103	11/13/09	H	L	77-89
04/17/91	A	L	100-102	12/18/99	A	W	108-104	02/05/10	A	W	117-108
				03/09/00	A	W	100-79	03/03/10	A	L	109-112
11/06/91	H	L	94-97	04/19/00	H	L	107-113	03/08/10	H	L	112-125
11/30/91	A	L	78-79								
02/21/92	A	L	94-109	01/10/01	H	L	86-106	12/01/10	A	L	86-100
02/26/92	H	W	106-105	03/15/01	A	L	83-103	03/07/11	H	L	105-108
04/03/92	A	W	104-95	03/21/01	H	W	109-97	03/24/11	A	L	96-104
				04/18/01	A	L	100-120				
11/10/92	H	W	118-104					01/01/12	H	W	99-82
12/10/92	A	W	111-88	12/15/01	A	L	117-125	01/25/12	A	W	105-90
01/02/93	H	W	103-71	12/18/01	H	L	103-107	02/10/12	H	L	97-104
02/26/93	H	W	99-89	02/19/02	A	W	117-100				
04/23/93	A	L	100-103	03/28/02	H	W	113-111	11/12/12	A	W	90-82
								12/15/12	H	W	114-106*
11/12/93	H	L	99-115	01/30/03	A	L	109-112	01/14/13	A	L	98-113
12/23/93	H	L	89-93	02/11/03	H	W	100-98	03/10/13	H	L	77-100
01/12/94	A	W	103-85	03/10/03	A	W	92-83				
02/02/94	H	L	88-92	03/30/03	H	L	95-119	11/08/13	H	W	116-108
02/08/94	A	L	105-109*					11/30/13	A	W	112-106
04/24/94	A	L	102-116	11/29/03	A	L	88-92	12/30/13	H	L	98-100
				12/18/03	H	W	114-109	03/19/14	A	W	123-122*
11/29/94	A	L	83-84	01/03/04	A	L	112-119				
01/27/95	A	W	102-94	03/03/04	H	W	121-97	11/15/14	A	L	117-131
02/01/95	H	L	83-104					01/21/15	H	L	75-98
03/22/95	H	L	96-99	11/22/04	A	W	83-82	02/02/15	A	L	94-100
04/07/95	A	L	94-111	12/07/04	H	L	87-97				
				03/13/05	H	L	93-102	01/10/16	H	L	87-93
12/23/95	H	W	111-98	03/15/05	A	W	100-91	01/20/16	A	L	94-106*
02/03/96	A	W	105-96					02/28/16	A	L	101-128
02/05/96	H	W	104-92	12/18/05	A	L	95-102	04/03/16	H	L	78-88
03/22/96	A	W	110-84	01/04/06	H	W	91-78				
				01/07/06	A	L	79-83				
11/14/96	H	W	100-90								
01/30/97	A	W	92-82	11/27/06	A	L	87-93				
02/27/97	A	W	107-105**	02/03/07	A	L	93-94				
04/16/97	H	L	77-92	02/27/07	H	L	65-91				
				04/11/07	H	L	88-105				





Emmanuel Mudiay

**OWNER:** E. Stanley Kroenke  
**PRESIDENT & GOVERNOR:** Josh Kroenke  
**GENERAL MANAGER & EXEC. V.P. OF BASKETBALL OPERATIONS:** Tim Connelly  
**ASSISTANT GENERAL MANAGER & V.P. OF BASKETBALL OPERATIONS:** Arturas Karnisovas  
**HEAD COACH:** Michael Malone  
**ASSISTANT COACHES:** Wes Unseld Jr., Micah Nori, Jordi Fernandez, Ryan Bowen, Chris Finch  
**PLAYER DEVELOPMENT:** John Beckett, Stephen Graham, Ognjen Stojakovic  
**HEAD ATHLETIC TRAINER:** Dan Shimensky  
**MEDIA RELATIONS DIRECTOR:** Tim Gelt  
**MEDIA RELATIONS MANAGER:** Nick O'Hayre  
**MEDIA RELATIONS COORDINATOR:** Cody Wise  
**HOME COURT:** Pepsi Center (19,155; 1999)  
**FOUNDED:** 1967-68 - Denver Rockets; 1974-75 - Denver Nuggets; entered NBA - 1976-77  
**NBA TITLES:** None

#### 2016-17 VS. NUGGETS

THU., NOV. 3	@ MIN	7:00 P.M.
WED., DEC. 28	@ DEN	8:00 P.M.
SUN., JAN. 22	@ MIN	6:00 P.M.
WED., FEB. 15	@ DEN	8:00 P.M.

#### 2015-16 WOLVES VS. NUGGETS (1-3)

DATE	SITE	FINAL SCORE	WOLVES HIGH	NUGGETS HIGH	ATTENDANCE
10/30/15	Denver	W 95-78	Towns 28	Mudiay 15	17,660
12/11/15	Denver	L 108-111 (OT)	Martin/Wiggins 22	Gallinari 23	12,533
12/15/15	Minnesota	L 100-112	Wiggins 23	Faried/Foye 19	11,323
01/06/16	Minnesota	L 74-78	Towns 14	Gallinari 20	12,059

#### SERIES FACTS

**OVERALL:** 44-70 • **HOME:** 25-32 • **ROAD:** 19-38 • **PLAYOFFS:** 4-1 • **PRESEASON:** 2-2

**Biggest Wolves Win:** 27 (107-80 - 02/13/98, Road; 117-90 - 02/12/14, Home)

**Biggest Wolves Loss:** 29 (102-131 - 04/26/12, Home)

**Current Overall Streak:** L3 Home: L4 Road: L1

**Last Wolves Win:** 95-78 @ Denver, 10/30/15

**Last Wolves Loss:** 74-78 @ Minnesota, 01/06/16

#### GAME-BY-GAME

DATE	H/A	W/L	MIN-OPP	DATE	H/A	W/L	MIN-OPP	DATE	H/A	W/L	MIN-OPP
11/22/89	H	L	93-96	11/26/99	A	L	105-114	12/18/10	A	L	113-115
03/07/90	H	L	73-86	11/30/99	H	W	109-92	12/29/10	H	L	113-119
03/18/90	A	L	98-103	02/05/00	A	W	105-97*	02/05/11	H	L	100-113
04/17/90	H	L	89-99	02/15/00	H	L	104-107*	04/09/11	A	L	106-130
04/22/90	A	L	108-115	11/08/00	A	L	107-109*	02/20/12	A	L	101-103*
11/15/90	A	L	108-121	11/29/00	H	L	100-107	03/25/12	H	W	117-100
01/21/91	A	L	110-115	03/02/01	A	W	89-71	04/11/12	A	L	107-113
02/18/91	H	W	128-114	03/23/01	H	W	101-90	04/26/12	H	L	102-131
03/14/91	A	L	105-112	12/26/01	A	W	94-91	11/21/12	H	L	94-101
04/04/91	H	W	134-122	02/15/02	H	L	98-99	12/12/12	H	W	108-105
11/07/91	A	L	77-88	04/04/02	A	L	87-88	01/03/13	A	W	101-97
11/27/91	H	W	101-92	04/17/02	H	W	104-90	03/09/13	A	L	88-111
02/03/92	H	W	114-99	10/30/02	H	W	83-77	11/15/13	A	L	113-117
03/23/92	H	L	95-100	12/09/02	A	W	92-84	11/27/13	H	L	110-117
03/31/92	A	W	121-114*	01/13/03	H	W	89-75	02/12/14	H	W	117-90
11/21/92	A	L	118-131	02/19/03	A	W	85-77	03/03/14	A	W	132-128
01/15/93	H	W	99-89	11/18/03	H	W	89-76	12/26/14	A	L	102-106
01/25/93	A	L	97-102	01/26/04	A	W	97-95	01/05/15	H	L	101-110
03/16/93	H	W	100-97	03/21/04	H	W	98-77	01/17/15	A	W	113-105
04/04/93	A	L	94-120	03/24/04	A	L	92-101	03/04/15	H	L	85-100
11/20/93	H	L	89-90	11/04/04	A	L	92-94*	10/30/15	A	W	95-78
12/26/93	A	L	97-100	01/14/05	A	W	93-83	12/11/15	A	L	108-111*
01/05/94	H	W	109-95	02/09/05	H	W	98-92	12/15/15	H	L	100-112
03/06/94	A	L	97-117	04/08/05	H	L	104-107	01/06/16	H	L	74-78
04/17/94	H	L	88-99	11/04/94	A	L	108-130	11/13/05	A	L	91-102
11/04/94	A	L	108-130	12/06/94	H	L	95-102	01/13/06	H	W	103-89
12/06/94	H	L	99-108**	01/03/95	H	L	101-114	02/24/06	H	L	101-102*
01/03/95	H	L	101-114	02/28/95	A	L	107-114	03/31/06	A	L	94-106
02/28/95	A	L	81-106	04/10/95	H	L	107-114	11/03/06	A	W	112-109
04/19/95	A	L	81-106	04/19/95	A	L	81-106	12/01/06	H	L	92-106
12/02/95	A	L	105-109	12/02/95	A	L	105-109	02/14/07	H	W	99-94
01/30/96	H	L	86-88	01/30/96	H	L	86-88	04/16/07	A	L	107-122
04/02/96	A	L	78-86	04/02/96	A	L	78-86	11/02/07	H	L	91-99
04/14/96	H	L	91-98	04/14/96	H	L	91-98	11/23/07	A	L	93-99
11/29/96	A	W	108-103	11/29/96	A	W	108-103	01/04/08	H	L	107-118
12/28/96	H	W	103-96*	12/28/96	H	W	103-96*	01/19/08	A	L	108-111
03/07/97	H	W	96-83	03/07/97	H	W	96-83	11/16/08	A	L	84-90
03/26/97	A	W	102-100	03/26/97	A	W	102-100	11/29/08	H	L	97-106
11/28/97	A	L	84-95	11/28/97	A	L	84-95	12/10/08	A	L	105-116
01/03/98	H	W	109-87	01/03/98	H	W	109-87	04/05/09	H	L	87-110
02/13/98	A	W	107-80	02/13/98	A	W	107-80	11/25/09	H	L	111-124
03/20/98	H	W	104-88	03/20/98	H	W	104-88	11/29/09	A	W	106-100
02/05/99	A	W	110-92	02/05/99	A	W	110-92	01/11/10	A	L	94-105
03/19/99	A	W	105-101	03/19/99	A	W	105-101	03/10/10	H	L	102-110
04/02/99	H	W	107-88	04/02/99	H	W	107-88				



Andre Drummond

**PRINCIPAL OWNER:** Tom Gores  
**VICE CHAIRMAN:** Arn Tellem  
**PRESIDENT & CEO, PALACE SPORTS & ENTERTAINMENT/PISTONS:** Dennis Mannion  
**PRESIDENT OF BASKETBALL OPERATIONS/HEAD COACH:** Stan Van Gundy  
**GENERAL MANAGER:** Jeff Bower  
**ASSISTANT GENERAL MANAGER:** Jeff Nix  
**ASSOCIATE GENERAL MANAGER:** Pat Garrity  
**ASSISTANT COACHES:** Malik Allen, Tim Hardaway, Charles Klask, Aaron Gray  
**DIRECTOR OF SPORTS MEDICINE/HEAD ATHLETIC TRAINER:** Jon Ishop  
**VICE PRESIDENT, PUBLIC RELATIONS:** Kevin Grigg  
**SR. DIRECTOR, PUBLIC RELATIONS:** Cletus Lewis  
**MANAGER, PUBLIC RELATIONS:** Michelle Fikany  
**MANAGER, PUBLIC RELATIONS:** Michael Horan  
**HOME COURT:** The Palace of Auburn Hills (22,076; 1988)  
**FOUNDED:** 1948-49 - Fort Wayne Pistons; 1957-58 - Detroit Pistons  
**NBA TITLES:** Three (1988-89, 1989-90, 2003-04)

#### 2016-17 VS. PISTONS

FRI., DEC. 9 @ MIN 7:00 P.M.  
FRI., FEB. 3 @ DET 6:30 P.M.

#### 2015-16 WOLVES VS. PISTONS (0-2)

DATE	SITE	FINAL SCORE	WOLVES HIGH	PISTONS HIGH	ATTENDANCE
11/20/15	Minnesota	L 86-96	Wiggins 21	Drummond 21	13,445
12/31/15	Detroit	L 90-115	Towns 22	Drummond 23	15,475

#### SERIES FACTS

**OVERALL: 28-25 • HOME: 16-11 • ROAD: 12-14 • PRESEASON: 11-5**

Biggest Wolves Win: 27 (121-94 - 12/10/13, Road)  
Biggest Wolves Loss: 30 (83-113 - 02/19/96, Road)  
Current Overall Streak: L2 Home: L1 Road: L1  
Last Wolves Win: 112-101 @ Detroit, 02/08/15  
Last Wolves Loss: 90-115 @ Detroit, 12/31/15

#### GAME-BY-GAME

DATE	H/A	W/L	MIN-OPP	DATE	H/A	W/L	MIN-OPP
01/12/90	A	L	86-97	01/23/04	H	W	80-79
01/27/90	H	L	83-85	02/20/04	A	W	88-87
12/28/90	H	L	85-97	11/17/04	A	L	85-93
04/05/91	A	L	82-101	01/24/05	H	W	86-83
01/23/92	H	L	100-111	01/24/06	H	L	83-107
02/13/92	A	W	96-93	02/01/06	A	L	74-90
11/28/92	H	W	82-80	01/15/07	A	W	94-90*
01/29/93	A	L	103-112	01/19/07	H	L	98-104**
11/05/93	A	L	99-104	04/04/08	H	L	90-94
12/11/93	H	L	80-92	04/15/08	A	L	103-115
11/08/94	A	L	112-126	11/23/08	A	W	106-80
01/13/95	H	W	104-92	01/28/09	H	L	89-98
02/19/96	A	L	83-113	02/16/10	A	L	85-108
02/23/96	H	W	94-93	04/14/10	H	L	98-103
03/05/97	H	L	88-92	12/10/10	H	W	109-99
03/21/97	A	L	98-112	03/02/11	A	W	116-105
12/28/97	A	W	93-89	01/18/12	H	W	93-85
03/01/98	H	W	115-113**	04/19/12	A	W	91-80
04/11/99	H	W	88-79	03/26/13	A	W	105-82
01/08/00	A	W	110-105	04/06/13	H	W	107-101
04/10/00	H	W	102-100	12/10/13	A	W	121-94
12/15/00	A	W	99-90	03/07/14	H	W	114-101
02/28/01	H	W	111-100	10/30/14	H	W	97-91
01/07/02	H	W	109-93	02/08/15	A	W	112-101
01/23/02	A	L	83-104	11/20/15	H	L	86-96
12/28/02	A	L	82-106	12/31/15	A	L	90-115
02/21/03	H	W	103-96				



Kevin Durant

**OWNER & CEO:** Joe Lacob

**OWNER:** Peter Guber

**PRESIDENT & COO:** Rick Welts

**PRESIDENT, BASKETBALL OPERATIONS/GENERAL MANAGER:** Bob Myers

**HEAD COACH:** Steve Kerr

**ASSISTANT COACHES:** Ron Adams, Mike Brown, Jarron Collins

**ASSISTANT COACHES/PLAYER DEVELOPMENT:** Chris DeMarco, Bruce Fraser, Willie Green

**HEAD ATHLETIC TRAINER:** Drew Yoder

**VICE PRESIDENT, COMMUNICATIONS:** Raymond Ridder

**SENIOR DIRECTOR, PUBLIC RELATIONS:** Dan Martinez

**DIRECTOR, PUBLICATIONS & STATISTICAL INFORMATION:** Darryl Arata

**SR. MANAGER, PUBLIC RELATIONS:** Brett Winkler

**ASSISTANT, PUBLIC RELATIONS:** Matt de Nesnera

**HOME COURT:** Oracle Arena (19,596; 1997)

**FOUNDED:** 1946-47 - Philadelphia Warriors; 1962-63 - San Francisco Warriors; 1971-72 - Golden State Warriors

**NBA TITLES:** Four (1946-47, 1955-56, 1974-75, 2014-15)

#### 2016-17 VS. WARRIORS

SAT., NOV. 26	@ GSW	9:30 P.M.
SUN., DEC. 11	@ MIN	6:00 P.M.
FRI., MAR. 10	@ MIN	7:00 P.M.
TUE., APR. 4	@ GSW	9:30 P.M.

#### 2015-16 WOLVES VS. WARRIORS (1-2)

DATE	SITE	FINAL SCORE	WOLVES HIGH	WARRIORS HIGH	ATTENDANCE
11/12/15	Minnesota	L 116-129	Wiggins 19	Curry 44	16,130
03/21/16	Minnesota	L 104-109	Wiggins 25	Green 26	19,452
04/05/16	Golden State	W 124-117 (OT)	Muhammad 35	Thompson 28	19,596

#### SERIES FACTS

**OVERALL: 43-59 • HOME: 24-28 • ROAD: 19-31 • PRESEASON: 2-0**

Biggest Wolves Win: 39 (122-83 - 02/23/01, Home)  
Biggest Wolves Loss: 41 (105-146 - 11/09/09, Road)  
Current Overall Streak: W1 Home: L9 Road: W1  
Last Wolves Win: 124-117\* @ Golden State, 04/05/16  
Last Wolves Loss: 104-109 @ Minnesota, 03/21/16

#### GAME-BY-GAME

DATE	H/A	W/L	MIN-OPP	DATE	H/A	W/L	MIN-OPP	DATE	H/A	W/L	MIN-OPP
11/14/89	H	W	101-98	02/15/99	A	L	99-101	12/19/07	H	L	98-111
01/23/90	A	L	102-109	03/02/99	H	W	89-78	12/26/07	A	L	101-105
02/04/90	H	L	95-105	03/11/99	A	L	82-89	01/15/08	H	L	98-105
03/20/90	A	L	101-105	04/30/99	H	W	90-85	01/21/08	A	W	109-108
12/22/90	A	L	102-115	12/11/99	H	L	76-104	11/11/08	A	L	110-113*
01/19/91	H	W	121-113	01/23/00	A	W	99-81	01/02/09	H	W	115-108
02/12/91	A	L	105-126	02/22/00	H	W	112-89	03/03/09	H	L	94-118
02/20/91	H	L	105-108	04/17/00	A	W	101-96	04/08/09	A	W	105-97
12/17/91	A	L	105-119	11/15/00	H	W	92-90	11/09/09	A	L	105-146
12/27/91	H	L	102-106*	11/25/00	A	L	93-114	01/06/10	H	L	101-107
03/18/92	A	L	120-123	12/19/00	A	L	99-120	04/07/10	H	L	107-116
04/14/92	H	L	100-122	02/23/01	H	W	122-83	11/27/10	H	L	94-104
11/07/92	H	L	119-121*	12/11/01	H	W	107-86	12/14/10	A	L	99-108
12/19/92	A	L	116-122*	01/19/02	A	W	105-102	02/27/11	H	W	126-123
03/26/93	H	L	91-94	03/26/02	H	L	106-115	03/13/11	A	L	77-100
03/30/93	A	W	103-100	04/08/02	A	W	100-93	03/19/12	A	W	97-93
12/02/93	A	W	103-91	12/05/02	A	W	114-98	04/04/12	H	L	94-97
02/27/94	H	W	107-100	01/08/03	H	W	102-95	04/22/12	H	L	88-93
04/01/94	A	L	109-146	01/17/03	A	L	98-107	11/16/12	H	L	98-106
04/09/94	H	L	105-117	02/16/03	H	W	109-102	11/24/12	A	L	85-96
11/15/94	A	W	114-112	12/09/03	H	L	95-98	02/24/13	H	L	99-100
02/07/95	H	W	109-100	01/28/04	A	L	90-97	04/09/13	A	L	89-105
04/01/95	A	W	126-104	02/27/04	H	W	91-81	11/06/13	H	L	93-106
04/12/95	H	L	109-123	04/09/04	A	W	92-74	01/24/14	A	W	121-120
01/05/96	A	L	119-122*	12/01/04	A	W	107-99	04/14/14	A	L	120-130
01/17/96	H	W	98-88	03/02/05	H	L	93-99	12/08/14	H	L	86-102
04/06/96	A	L	106-111	04/13/05	H	W	116-100	12/27/14	A	L	97-110
04/17/96	H	L	103-109	02/04/06	A	L	77-109	02/11/15	H	L	91-94
12/18/96	A	L	96-123	03/05/06	H	W	103-90	04/11/15	A	L	101-110
01/18/97	H	W	108-93	03/16/06	A	L	97-105	11/12/15	H	L	116-129
02/21/97	H	W	101-82	04/02/06	H	W	106-104*	03/21/16	H	L	104-109
03/30/97	A	W	113-102	02/07/07	H	W	121-93	04/05/16	A	W	124-117*
10/31/97	H	W	129-113	03/16/07	A	L	86-106				
11/08/97	A	W	97-90	04/15/07	A	L	108-121				
11/12/98	H	W	103-87								
03/11/98	A	W	113-84								





Michael Beasley

**OWNER:** Leslie Alexander  
**CHIEF EXECUTIVE OFFICER:** Tad Brown  
**GENERAL MANAGER:** Daryl Morey  
**HEAD COACH:** Mike D'Antoni  
**ASSISTANT COACHES:** Jeff Bzdelik, Roy Rogers, Brett Gunning  
**SENIOR CONSULTANT:** Carroll Dawson  
**SENIOR VICE PRESIDENT OF BASKETBALL OPERATIONS:** Keith Jones  
**HEAD ATHLETIC TRAINER:** Jason Biles  
**SR. DIRECTOR, MEDIA & PLAYER RELATIONS:** Tracey Hughes  
**MANAGER, MEDIA RELATIONS:** Sean McCloskey  
**COORDINATOR, MEDIA RELATIONS:** Jenny Zehentner  
**HOME COURT:** Toyota Center (18,055; 2012)  
**FOUNDED:** 1967-68 - San Diego Rockets; 1971-72 - Houston Rockets  
**NBA TITLES:** Two (1993-94, 1994-95)

#### 2016-17 VS. ROCKETS

SAT., DEC. 17	@ MIN	7:00 P.M.
WED., JAN. 11	@ MIN	7:00 P.M.
SAT., FEB. 25	@ HOU	8:00 P.M.
WED., APR. 12	@ HOU	7:00 P.M.

#### 2015-16 WOLVES VS. ROCKETS (0-3)

DATE	SITE	FINAL SCORE	WOLVES HIGH	ROCKETS HIGH	ATTENDANCE
01/13/16	Houston	L 104-107	Wiggins 28	Harden 27	17,115
03/18/16	Houston	L 111-116	Towns 32	Harden 29	18,142
04/11/16	Minnesota	L 105-129	Muhammad 23	Harden 34	14,983

#### SERIES FACTS

**OVERALL: 39-69 • HOME: 24-31 • ROAD: 15-38 • PRESEASON: 0-3**

Biggest Wolves Win: 32 (122-90 - 03/30/00, Home)  
 Biggest Wolves Loss: 31 (82-113 - 01/11/08, Road)  
 Current Overall Streak: L7 Home: L3 Road: L7  
 Last Wolves Win: 112-110 @ Minnesota, 04/11/14  
 Last Wolves Loss: 105-129 @ Minnesota, 04/11/16

#### GAME-BY-GAME

DATE	H/A	W/L	MIN-OPP	DATE	H/A	W/L	MIN-OPP	DATE	H/A	W/L	MIN-OPP
12/27/89	H	W	108-91	01/16/98	A	W	116-115*	01/11/08	A	L	82-113
02/06/90	A	L	101-108	02/20/98	H	W	100-95*	02/04/08	H	L	86-92
02/20/90	H	W	97-92	02/26/98	A	L	98-118	03/26/08	A	L	86-97
03/31/90	A	L	98-106	04/17/98	H	W	102-95				
								12/20/08	H	L	102-109
11/13/90	A	L	88-90	02/17/99	H	W	116-102	02/07/09	A	L	90-107
11/25/90	H	L	91-107	04/12/99	H	L	90-95	03/01/09	H	L	94-105
01/24/91	A	L	94-118	05/04/99	A	L	83-100	03/20/09	A	L	88-107
02/24/91	H	L	91-100								
03/19/91	H	L	85-98	01/25/00	A	W	92-84	11/18/09	H	L	84-97
				02/04/00	H	W	102-85	01/13/10	A	L	114-120***
11/21/91	A	L	102-106	03/11/00	A	W	100-86	03/06/10	H	L	98-112
11/23/91	H	W	102-89	03/30/00	H	W	122-90				
01/28/92	A	L	102-111					11/07/10	A	L	94-120
02/17/92	A	W	124-122*	10/31/00	A	W	106-98	01/24/11	H	L	125-129
04/09/92	H	L	102-117	01/01/01	H	W	106-96	02/08/11	A	W	112-108
				02/21/01	H	L	83-89	04/13/11	H	L	102-121
12/08/92	A	L	94-102	04/17/01	A	L	87-114				
12/12/92	H	L	87-104					01/23/12	H	L	92-107
02/05/93	A	W	112-105	11/03/01	A	W	90-88	01/30/12	A	W	120-108
02/13/93	H	L	88-97	12/08/01	H	W	107-97	02/04/12	H	W	100-91
03/28/93	H	W	101-100	02/21/02	A	L	83-89	02/17/12	A	W	11-98
04/23/93	A	L	110-112*	03/13/02	H	L	95-96				
								12/26/12	H	L	84-87
11/11/93	A	L	99-107	12/21/02	H	W	98-86	01/19/13	H	W	92-79
12/30/93	H	L	104-110	01/07/03	A	L	86-94	03/15/13	A	L	100-108
02/06/94	A	L	90-101	01/31/03	A	L	101-121				
03/22/94	H	W	83-81	02/04/03	H	W	103-89	11/23/13	A	L	101-112
04/12/94	A	L	89-98					02/10/14	H	L	89-107
				12/16/03	H	W	92-75	03/20/14	A	L	106-129
11/05/94	H	L	85-115	01/17/04	A	L	76-95	04/11/14	H	W	112-110
01/16/95	H	W	94-75	03/05/04	H	L	109-112				
01/28/95	A	L	93-114	03/29/04	A	W	94-88	11/12/14	H	L	101-113
03/03/95	H	W	108-105					12/05/14	H	L	112-114*
03/16/95	A	L	97-104	11/11/04	A	W	96-91	02/23/15	A	L	102-113
				02/04/05	H	L	113-119*	03/27/15	A	L	110-120
11/11/95	A	L	97-119	03/20/05	H	W	94-86				
01/02/96	H	L	100-105					01/13/16	A	L	104-107
02/21/96	H	W	120-101	11/15/05	H	L	89-94	03/18/16	A	L	111-116
03/23/96	A	W	108-103	01/27/06	A	W	96-92	04/11/16	H	L	105-129
				03/07/06	H	L	87-93				
11/19/96	A	L	93-122	04/12/06	A	W	82-79				
12/10/96	H	L	94-96								
01/07/97	H	L	95-104	11/28/06	A	L	75-82				
03/25/97	A	L	103-112	12/06/06	H	W	90-84				
				01/07/07	H	W	103-99*				
				02/05/07	A	L	77-105				





Paul George

**OWNER, CHAIRMAN AND CHIEF EXECUTIVE OFFICER:** Herbert Simon  
**VICE CHAIRMAN:** Jim Morris  
**PRESIDENT OF BASKETBALL OPERATIONS:** Larry Bird  
**PRESIDENT/CHIEF OPERATING OFFICER:** Rick Fuson  
**EXECUTIVE VICE PRESIDENT/CHIEF FINANCIAL OFFICER:** Kevin Bower  
**EXECUTIVE VICE PRESIDENT OF BASKETBALL OPERATIONS/GENERAL MANAGER:** Kevin Pritchard  
**CONSULTANT, BASKETBALL OPERATIONS:** Donnie Walsh  
**HEAD COACH:** Nate McMillan  
**ASSISTANT COACHES:** Bill Bayno, Dan Burke, Popeye Jones  
**SENIOR DIRECTOR OF MEDICAL OPERATIONS/HEAD ATHLETIC TRAINER:** Josh Corbeil  
**DIRECTOR OF INDIANA PACERS MEDIA RELATIONS:** David Benner  
**SENIOR MEDIA RELATIONS MANAGER:** Krissy Myers  
**MEDIA RELATIONS ASSISTANT:** Wes Kaminski  
**HOME COURT:** Bankers Life Fieldhouse (18,165; 1999)  
**FOUNDED:** 1967-68; entered NBA - 1976-77  
**NBA TITLES:** None

#### 2016-17 VS. PACERS

THU., JAN. 26 @ MIN 7:00 P.M.  
 TUE., MAR. 28 @ IND 6:00 P.M.

#### 2015-16 WOLVES VS. PACERS (0-2)

DATE	SITE	FINAL SCORE	WOLVES HIGH	PACERS HIGH	ATTENDANCE
11/13/15	Indiana	L 103-107	LaVine/Wiggins 26	George 29	16,797
12/26/15	Minnesota	L 88-102	Towns 24	Ellis 22	15,076

#### SERIES FACTS

**OVERALL: 18-34 • HOME: 13-13 • ROAD: 5-21 • PRESEASON: 9-15**

Biggest Wolves Win: 26 (101-75 - 03/09/11, Home)  
 Biggest Wolves Loss: 39 (75-114 - 04/16/95, Road)  
 Current Overall Streak: L2 Home: L2 Road: L1  
 Last Wolves Win: 110-101 @ Indiana, 01/13/15  
 Last Wolves Loss: 88-102 @ Minnesota, 12/26/15

#### GAME-BY-GAME

DATE	H/A	W/L	MIN-OPP	DATE	H/A	W/L	MIN-OPP
12/12/89	A	L	112-113*	11/09/04	H	L	101-102
02/16/90	H	W	11-105	11/25/04	A	L	101-106
11/06/90	A	L	96-98	01/20/06	H	W	90-85
12/04/90	H	W	83-81	04/14/06	A	L	77-89
02/15/92	H	L	101-117	12/23/06	A	W	78-71
03/07/92	A	L	97-108	03/13/07	H	W	86-81
02/12/93	A	W	102-100	12/21/07	H	W	131-118
04/07/93	H	L	105-113	03/21/08	A	L	113-124
02/04/93	A	L	93-114	02/03/09	A	W	116-111
04/15/94	H	L	112-130	02/20/09	H	L	105-112
02/17/95	H	L	78-110	01/02/10	A	L	111-122
04/16/95	A	L	75-114	01/08/10	H	W	116-109
01/13/96	A	L	94-103	02/11/11	A	L	105-116
03/29/96	H	W	93-91	03/09/11	H	W	101-75
03/18/97	A	L	97-115	02/01/12	H	L	99-109
04/06/97	H	L	83-94	04/16/12	A	L	88-111
12/03/97	H	L	90-94	11/09/12	H	W	96-94
04/02/98	A	L	108-111	03/13/13	A	L	91-107
01/17/00	H	W	101-100	11/25/13	A	L	84-98
03/31/00	A	L	85-109	02/19/14	H	W	104-91
12/16/00	H	W	113-110*	12/21/14	H	L	96-100
02/25/01	A	L	100-110	01/13/15	A	W	110-101
11/16/01	A	W	120-113**	11/13/15	A	L	103-107
03/15/02	H	L	85-98	12/26/15	H	L	88-102
11/02/02	A	L	80-87				
11/16/02	H	L	101-107				
11/25/03	A	L	75-98				
12/20/03	H	W	102-80				



DeAndre Jordan

OWNER: Steve Ballmer

PRESIDENT, BASKETBALL OPERATIONS & HEAD COACH: Glenn "Doc" Rivers

EXECUTIVE VICE PRESIDENT, BASKETBALL OPERATIONS: Lawrence Frank

GENERAL MANAGER: Dave Wohl

ASST. GENERAL MANAGERS: Gary Sacks, Gerald Madkins

ASSISTANT COACHES: Mike Woodson, Sam Cassell, Brenden O'Connor, Armond Hill, Patrick Sullivan, John Welch

ASSISTANT PLAYER SKILLS COACH: J.P. Clark

DIRECTOR OF MEDICAL SERVICES/ HEAD ATHLETIC TRAINER: Jasen Powell

VICE PRESIDENT, BASKETBALL COMMUNICATIONS: Seth Burton

DIRECTOR, COMMUNICATIONS: Dennis Rogers

ASSISTANT DIRECTORS, COMMUNICATIONS: Ta'Nisha Cooper, Steven Esparza

COMMUNICATIONS MANAGER: Aubrey Freckman

COMMUNICATIONS ASSISTANT: Brandon Ehrlich

HOME COURT: STAPLES Center (19,060; 1999)

FOUNDED: 1970-71 - Buffalo Braves; 1977-78 - San Diego Clippers; 1984-85 - Los Angeles Clippers

NBA TITLES: None

#### 2016-17 VS. CLIPPERS

SAT., NOV. 12	@ MIN	7:00 P.M.
THU., JAN. 19	@ LAC	9:30 P.M.
WED., MAR. 8	@ MIN	7:00 P.M.

#### 2015-16 WOLVES VS. CLIPPERS (1-3)

DATE	SITE	FINAL SCORE	WOLVES HIGH	CLIPPERS HIGH	ATTENDANCE
11/29/15	Los Angeles	L 99-107	Wiggins 21	Griffin 26	19,060
12/07/15	Minnesota	L 106-110	LaVine 21	Jordan 20	11,467
02/03/16	Los Angeles	W 108-102	Wiggins 31	Paul 22	19,060
03/30/16	Minnesota	L 79-99	Towns 16	Paul 20	12,252

#### SERIES FACTS

OVERALL: 49-56 • HOME: 29-23 • ROAD: 20-33 • PRESEASON: 0-0

Biggest Wolves Win: 31 (95-64 - 01/15/03, Road)  
Biggest Wolves Loss: 26 (101-127 - 12/01/14, Road)  
Current Overall Streak: L1 Home: L8 Road: W1  
Last Wolves Win: 108-102 @ Los Angeles, 02/03/16  
Last Wolves Loss: 79-99 @ Minnesota, 03/30/16

#### GAME-BY-GAME

DATE	H/A	W/L	MIN-OPP	DATE	H/A	W/L	MIN-OPP	DATE	H/A	W/L	MIN-OPP
01/02/90	H	L	79-87	02/14/99	A	W	95-73	12/31/07	A	L	82-91
01/20/90	A	L	95-97	03/21/99	H	L	85-100	02/01/08	H	W	104-83
03/08/90	H	W	111-94	04/08/99	A	L	91-99	03/08/08	A	W	99-96
03/26/90	A	L	96-101*	05/01/99	H	W	103-93	03/17/08	H	W	99-90
12/02/90	A	L	77-102	11/17/99	H	L	85-89	12/06/08	H	L	84-107
12/11/90	H	W	101-95	01/21/00	A	W	95-89	01/19/09	A	W	94-86
02/15/91	A	L	107-124	02/24/00	H	W	116-91	04/07/09	A	W	87-77
03/02/91	H	L	102-104	04/06/00	A	W	112-90	11/02/09	A	L	90-93
12/07/91	A	L	87-101	12/09/00	H	W	85-73	11/23/09	A	L	87-91
12/21/91	H	L	87-100	12/20/00	A	L	96-103	12/16/09	H	L	95-120
04/07/92	H	L	108-115	01/12/01	H	W	95-89	01/29/10	H	W	111-97
04/16/92	A	L	93-96	04/13/01	A	L	105-111	11/17/10	H	W	113-111
12/18/92	A	L	95-103	11/28/01	A	L	75-94	12/20/10	A	L	90-113
01/18/93	H	L	93-94	01/15/02	H	W	97-83	01/19/11	A	L	111-126
03/12/93	A	L	93-117	03/11/02	H	L	99-108	02/16/11	H	L	90-98
03/14/93	H	L	107-124	04/13/02	A	W	101-98	01/20/12	A	W	101-98
12/10/93	H	W	109-108	12/07/02	A	L	88-104	02/28/12	A	W	109-97
12/17/93	A	W	105-90	01/15/03	A	W	95-64	03/05/12	H	W	95-94
01/29/94	A	L	93-103	01/24/03	H	W	88-85	04/12/12	H	L	82-95
04/06/94	H	W	110-100	04/11/03	H	W	106-90	11/28/12	A	L	95-101
12/03/94	A	W	103-95	11/22/03	H	W	103-91	01/17/13	H	L	77-90
12/26/94	H	W	82-81	12/07/03	A	W	96-94	01/30/13	H	L	90-96
03/06/95	A	L	88-101	02/10/04	H	W	96-84	04/10/13	A	L	95-111
03/19/95	H	W	96-93	03/27/04	A	W	98-82	11/11/13	A	L	107-109
12/08/95	H	W	112-94	12/04/04	A	W	107-100*	11/20/13	H	L	98-102
01/11/96	A	L	89-109	12/17/04	H	W	113-86	12/22/13	A	L	116-120*
03/20/96	A	L	96-110	02/24/05	A	L	86-92	03/31/14	H	L	104-114
03/31/96	H	L	107-110	03/27/05	H	W	89-85	12/01/14	A	L	101-127
11/10/96	A	L	70-81	11/05/05	A	L	99-100*	03/02/15	H	L	105-110
11/23/96	H	W	98-96	11/07/05	H	W	93-78	03/09/15	A	L	76-89
01/11/97	H	W	95-93	11/29/05	H	L	84-93	11/29/15	A	L	99-107
04/10/97	A	W	108-96	03/13/06	A	L	87-95	12/07/15	H	L	106-110
12/20/97	H	W	92-91	11/25/06	H	W	104-96	02/03/16	A	W	108-102
01/19/98	H	W	117-109	01/10/07	H	L	91-92	03/30/16	H	L	79-99
03/27/98	A	W	100-98	01/27/07	A	W	101-87				
04/13/98	A	W	107-88								



Brandon Ingram

**PRESIDENT / GOVERNOR:** Jeanie Buss  
**EXECUTIVE VICE PRESIDENT, BASKETBALL OPERATIONS / ALTERNATE GOVERNOR:** Jim Buss  
**GENERAL MANAGER:** Mitch Kupchak  
**HEAD COACH:** Luke Walton  
**ASSOCIATE HEAD COACH:** Brian Shaw  
**ASSISTANT COACHES:** Brian Keefe, Mark Madsen, Jesse Mermuys  
**ATHLETIC TRAINER:** Marco Nuñez  
**VICE PRESIDENT, PUBLIC RELATIONS:** John Black  
**SENIOR MANAGER, PUBLIC RELATIONS:** Alison Bogli, Calder Hynes  
**COORDINATOR, PUBLIC RELATIONS:** Will Patterson  
**ASSISTANT, PUBLIC RELATIONS:** Matt Fleer  
**HOME COURT:** STAPLES Center (18,997; 1999)  
**FOUNDED:** 1948-49 - Minneapolis Lakers; 1960-61 - Los Angeles Lakers  
**NBA TITLES:** 16 (1948-49, 1949-50, 1951-52, 1952-53, 1954-55, 1971-72, 1979-80, 1981-82, 1984-85, 1986-87, 1987-88, 1999-00, 2000-01, 2001-02, 2008-09, 2009-10)

#### 2016-17 VS. LAKERS

SUN., NOV. 13	@ MIN	6:00 P.M.
FRI., MAR. 24	@ LAL	9:30 P.M.
THU., MAR. 30	@ MIN	7:00 P.M.
SUN., APR. 9	@ LAL	8:30 P.M.

#### 2015-16 WOLVES VS. LAKERS (2-1)

DATE	SITE	FINAL SCORE	WOLVES HIGH	LAKERS HIGH	ATTENDANCE
10/28/15	Los Angeles	W 112-111	Rubio 28	Bryant 24	18,997
12/09/15	Minnesota	W 123-122 (OT)	Martin 37	Russell 23	18,076
02/02/16	Los Angeles	L 115-119	Wiggins 30	Bryant 38	18,997

#### SERIES FACTS

**OVERALL: 27-75 • HOME: 18-33 • ROAD: 9-42 • PLAYOFFS: 4-8 • PRESEASON: 1-2**

Biggest Wolves Win: 36 (143-107 - 03/28/14, Home)  
 Biggest Wolves Loss: 33 (81-114 - 02/09/00, Road)  
 Current Overall Streak: L1 Home: W1 Road: L1  
 Last Wolves Win: 123-122\* @ Minnesota, 12/09/15  
 Last Wolves Loss: 115-119 @ Los Angeles, 02/02/16

#### GAME-BY-GAME

DATE	H/A	W/L	MIN-OPP	DATE	H/A	W/L	MIN-OPP	DATE	H/A	W/L	MIN-OPP
12/20/89	H	L	97-106*	02/11/99	H	W	86-75	11/09/07	A	L	93-107
03/04/90	A	L	96-115	03/16/99	H	L	101-107	12/04/07	H	L	95-116
03/17/90	H	L	99-101	04/09/99	A	L	89-96	02/13/08	H	L	92-117
04/19/90	A	L	89-113								
				12/17/99	H	L	88-97	12/14/08	A	L	86-97
12/06/90	H	L	73-83	01/15/00	H	L	91-104	01/30/09	H	L	119-132
12/23/90	A	L	94-118	02/09/00	A	L	81-114	02/22/09	H	L	108-111
02/13/91	A	L	106-120	04/16/00	A	L	95-101	03/06/09	A	L	90-110
03/05/91	H	W	94-85								
				11/24/00	A	L	108-115	12/11/09	A	L	92-104
11/10/91	A	L	86-96	01/31/01	H	W	96-83	03/19/10	A	L	96-104
12/19/91	H	W	93-85	04/08/01	H	L	99-104	04/09/10	H	L	88-97
02/11/92	H	L	108-116	04/12/01	A	L	102-119				
03/20/92	A	L	121-131					11/09/10	A	L	94-99
				12/01/01	A	L	76-102	11/19/10	H	L	95-112
12/06/92	A	L	85-107	01/11/02	H	W	120-102	03/01/11	H	L	79-90
01/06/93	H	L	78-98	02/27/02	H	W	112-101	03/18/11	A	L	98-106
03/31/93	A	W	126-113	04/11/02	A	L	83-96				
04/20/93	H	L	95-107					01/29/12	H	L	101-106
				12/01/02	A	W	110-107	02/29/12	A	L	85-104
11/27/93	H	L	92-96	12/17/02	H	W	96-80	03/09/12	H	L	102-105
12/05/93	A	W	101-99	03/07/03	A	L	96-106	03/16/12	A	L	92-97
03/13/94	H	L	88-90	03/14/03	H	L	99-106				
03/29/94	A	L	89-91					02/01/13	H	L	100-111
				01/06/04	H	W	106-90	02/28/13	A	L	94-116
11/09/94	H	L	99-122	01/30/04	A	W	97-84	03/27/13	H	L	117-120
12/20/94	A	L	95-108	03/12/04	H	W	96-86				
03/05/95	A	L	102-105	03/26/04	A	L	73-90	11/10/13	A	W	113-90
03/10/95	H	W	109-103					12/20/13	A	L	91-104
				01/10/05	H	L	96-105	02/04/14	H	W	109-99
11/07/95	H	W	93-92	01/19/05	A	L	90-93	03/28/14	H	W	143-107
01/09/96	A	L	104-106	03/31/05	A	W	105-96				
04/10/96	H	L	90-111					11/28/14	A	W	120-119
04/20/96	A	L	82-106					12/14/14	H	L	94-100
				11/09/05	H	W	88-74	03/25/15	H	L	99-101*
11/03/96	A	L	85-91	12/02/05	A	W	113-108	04/10/15	A	L	98-106
12/08/96	A	L	86-110	12/10/05	H	W	95-82				
12/21/96	H	W	103-88	03/15/06	A	L	89-92				
02/12/97	H	L	84-100					10/28/15	A	W	112-111
				11/07/06	A	L	88-95	12/09/15	H	W	123-122*
11/19/97	A	L	93-118	12/20/06	H	L	94-111	02/02/16	A	L	115-119
12/16/97	H	L	96-109	03/06/07	H	W	117-107**				
01/30/98	A	L	114-121	03/18/07	A	L	102-109				
02/27/98	H	L	91-104								



Mike Conley

**CONTROLLING OWNER:** Robert J. Pera  
**DIRECTOR:** Joseph Abadi  
**GENERAL MANAGER:** Chris Wallace  
**VICE PRESIDENT OF BASKETBALL OPERATIONS:** John Hollinger  
**EXECUTIVE VICE PRESIDENT OF PLAYER PERSONNEL:** Ed Stefanski  
**HEAD COACH:** David Fizdale  
**ASSOCIATE HEAD COACH:** J.B. Bickerstaff  
**ASSISTANT COACHES:** Keith Smart, Bob Bender, Nick Van Exel, Adam Mazarei  
**MEDICAL DIRECTOR:** Allen Gruver  
**HEAD ATHLETIC TRAINER:** Jim Scholler  
**DIRECTOR OF COMMUNICATIONS AND PUBLICATIONS:** Jason Wallace  
**MANAGER OF COMMUNICATIONS AND PUBLICATIONS:** Ross Wooden  
**SR. COORDINATOR OF COMMUNICATIONS AND PUBLICATIONS:** Kerri Harper  
**HOME COURT:** FedExForum (18,119; 2004)  
**FOUNDED:** 1995-96 - Vancouver Grizzlies; 2001-02 - Memphis Grizzlies  
**NBA TITLES:** None

#### 2016-17 VS. GRIZZLIES

WED., OCT. 26	@ MEM	7:00 P.M.
TUE., NOV. 1	@ MIN	7:00 P.M.
SAT., NOV. 19	@ MEM	7:00 P.M.
SAT., FEB. 4	@ MEM	8:00 P.M.

#### 2015-16 WOLVES VS. GRIZZLIES (2-2)

DATE	SITE	FINAL SCORE	WOLVES HIGH	GRIZZLIES HIGH	ATTENDANCE
11/15/15	Minnesota	L 106-114	LaVine 25	Green 21	12,086
01/23/16	Minnesota	W 106-101	Muhammad 25	Chalmers 19	15,608
02/19/16	Memphis	L 104-109	LaVine 22	Conley 25	18,119
03/16/16	Memphis	W 114-108	LaVine 28	Stephenson 24	16,588

#### SERIES FACTS

**OVERALL: 45-35 • HOME: 25-15 • ROAD: 20-20 • PRESEASON: 3-2**

Biggest Wolves Win: 31 (113-82 - 11/27/99, Home)  
Biggest Wolves Loss: 29 (80-109 - 12/01/07, Road)  
Current Overall Streak: W1 Home: W1 Road: W1  
Last Wolves Win: 114-108 @ Memphis, 03/16/16  
Last Wolves Loss: 104-109 @ Memphis, 02/19/16

#### GAME-BY-GAME

DATE	H/A	W/L	MIN-OPP	DATE	H/A	W/L	MIN-OPP	DATE	H/A	W/L	MIN-OPP
11/05/95	A	L	98-100*	11/28/03	A	W	102-98	01/04/12	A	L	86-90
11/28/95	H	W	121-98	02/08/04	H	L	98-99	02/08/12	H	L	80-85
03/17/96	H	W	90-85	04/04/04	H	W	90-82	03/27/12	H	L	86-93
04/03/96	A	L	103-105	04/14/04	A	W	107-90	04/17/12	A	L	84-91
01/23/97	A	W	95-76	11/26/04	H	W	115-90	02/10/13	A	L	88-105
02/06/97	H	W	103-86	01/01/05	H	L	95-104	03/18/13	A	L	77-92
02/19/97	A	W	84-73	02/08/05	A	L	96-108	03/30/13	H	L	86-99
03/19/97	H	W	95-72	03/18/05	A	L	83-88	12/15/13	A	W	101-93
11/07/97	A	W	108-97	01/25/06	A	L	87-107	01/31/14	H	L	90-94
11/29/97	H	W	106-87	02/26/06	H	W	105-99	03/24/14	A	L	92-109
01/29/98	A	W	112-106	04/11/06	A	L	76-92	04/02/14	H	W	102-88
03/21/98	H	W	102-88	04/19/06	H	L	92-102**	10/29/14	A	L	101-105
02/19/99	H	W	115-96	01/12/07	A	W	116-110	02/06/15	H	W	90-89
03/04/99	A	W	102-93	02/09/07	A	L	97-105*	02/28/15	H	L	97-101
03/18/99	A	L	81-86	04/18/07	H	L	94-116	11/15/15	H	L	106-114
04/16/99	H	W	89-75	12/01/07	A	L	80-109	01/23/16	H	W	106-101
11/21/99	A	W	105-81	03/19/08	H	W	98-94	02/19/16	A	L	104-109
11/27/99	H	W	113-82	04/06/08	H	L	101-113	03/16/16	A	W	114-108
02/18/00	H	W	103-91	04/12/08	A	W	114-105				
04/14/00	A	W	104-94**								
11/22/00	H	W	101-100	12/29/08	H	W	108-98*				
01/21/01	A	W	96-94	01/06/09	A	W	94-87				
02/18/01	H	L	102-110	03/11/09	H	W	104-79				
04/10/01	A	W	104-91	11/14/09	A	L	87-97				
11/02/01	H	W	111-102	12/02/09	H	L	95-97				
12/06/01	A	W	105-80	01/15/10	A	L	110-135				
03/21/02	A	W	95-93	02/06/10	H	W	109-102				
04/03/02	H	W	92-81	10/30/10	A	L	89-109				
11/15/02	A	W	99-95	02/02/11	H	L	84-102				
11/19/02	H	W	110-106*	02/23/11	H	L	95-104				
03/18/03	H	W	96-80	04/02/11	A	L	89-106				
04/16/03	A	W	95-87								





**MIAMI  
HEAT**



Hassan Whiteside

**MANAGING GENERAL PARTNER:** Micky Arison  
**CHIEF EXECUTIVE OFFICER:** Nick Arison  
**PRESIDENT:** Pat Riley  
**SENIOR VICE PRESIDENT, BASKETBALL OPERATIONS/GENERAL MANAGER:** Andy Elisburg  
**HEAD COACH:** Erik Spoelstra  
**ASSISTANT COACHES:** Dan Craig, Juwan Howard  
**ASSISTANT COACH/DIRECTOR OF PLAYER DEVELOPMENT:** Chris Quinn  
**ASSISTANT COACH/PLAYER DEVELOPMENT:** Octavio de la Grana  
**HEAD ATHLETIC TRAINER:** Jay Sabol  
**VICE PRESIDENT, SPORTS MEDIA RELATIONS:** Tim Donovan  
**SENIOR DIRECTOR OF SPORTS MEDIA RELATIONS:** Rob Wilson  
**DIRECTOR OF SPORTS MEDIA RELATIONS:** Michael Lissack  
**SPORTS MEDIA RELATIONS MANAGER:** Nick Maiorana  
**HOME COURT:** AmericanAirlines Arena (19,600; 2000)  
**FOUNDED:** 1988-89  
**NBA TITLES:** Three (2005-06, 2011-12, 2012-13)

### 2016-17 VS. HEAT

**MON., FEB. 6** @ MIN 7:00 P.M.  
**FRI., MAR. 17** @ MIA 7:00 P.M.

### 2015-16 WOLVES VS. HEAT (1-1)

DATE	SITE	FINAL SCORE	WOLVES HIGH	HEAT HIGH	ATTENDANCE
11/05/15	Minnesota	L 84-96	Martin/Muhammad 14	Wade 25	11,794
11/17/15	Miami	W 103-91	Wiggins 24	Whiteside 22	19,600

### SERIES FACTS

**OVERALL: 22-30 • HOME: 13-14 • ROAD: 9-16 • PRESEASON: 7-2**  
 Biggest Wolves Win: 17 (94-77 - 03/12/01, Home; 108-91 - 03/25/03, Home)  
 Biggest Wolves Loss: 41 (72-113 - 03/05/96, Road)  
 Current Overall Streak: W1 Home: L1 Road: W1  
 Last Wolves Win: 103-91 @ Miami, 11/17/15  
 Last Wolves Loss: 84-96 @ Minnesota, 11/05/15

### GAME-BY-GAME

DATE	H/A	W/L	MIN-OPP	DATE	H/A	W/L	MIN-OPP
11/29/89	A	W	105-100	11/16/04	H	W	108-97
12/15/89	H	L	84-95	03/10/05	A	L	90-107
01/11/91	A	W	108-107	01/01/06	A	L	70-97
03/17/91	H	W	90-87	03/21/06	H	W	100-96
01/20/92	A	L	106-121	03/09/07	A	L	91-105
03/25/92	H	L	97-105	03/30/07	H	L	77-92
02/10/93	H	L	90-101	12/17/07	A	L	87-91
02/28/93	A	L	93-105	01/08/08	H	W	101-91
03/02/94	H	L	100-108*	01/13/09	H	L	96-99
04/19/94	A	L	99-126	02/18/09	A	W	111-104
01/05/95	A	L	91-114	02/23/10	A	W	91-88
02/26/95	H	W	106-99	04/03/10	H	L	84-97
03/03/96	H	W	89-87	11/02/10	A	L	97-129
03/05/96	A	L	72-113	04/01/11	H	L	92-111
03/23/97	H	L	108-113	12/30/11	H	L	101-103
04/14/97	A	W	95-87				
02/17/98	A	L	84-110	12/18/12	A	L	92-103
04/07/98	H	W	92-89	03/04/13	H	L	81-97
03/26/99	H	W	100-93	12/07/13	H	L	82-103
12/28/99	A	L	78-89	04/04/14	A	W	122-121**
01/11/00	H	L	106-116	11/08/14	A	L	92-102
03/09/01	A	L	79-86	02/04/15	H	W	102-101
03/12/01	H	W	94-77	11/05/15	H	L	84-96
11/20/01	A	W	80-73	11/17/15	A	W	103-91
02/17/02	H	W	93-80				
03/25/03	H	W	108-91				
03/28/03	A	L	84-111				
11/08/03	A	W	88-79				
01/10/04	H	W	83-77				



Jabari Parker

**OWNERS:** Wes Edens, Marc Lasry, Jamie Dinan

**GENERAL MANAGER:** John Hammond

**ASSISTANT GENERAL MANAGER:** Justin Zanik

**HEAD COACH:** Jason Kidd

**ASSISTANT COACHES:** Joe Prunty, Eric Hughes, Greg Foster, Sean Sweeney, Stacey Augmon

**DIRECTOR OF MEDICAL SERVICES:** Michael Snelling

**HEAD ATHLETIC TRAINER:** Scott Faust

**VICE PRESIDENT OF PUBLIC RELATIONS:** Dan Smyczek

**DIRECTOR OF COMMUNICATIONS:** Mark Rosenberg

**PUBLIC RELATIONS COORDINATOR:** Erika Johnson

**HOME COURT:** BMO Harris Bradley Center (18,717, 1988)

**FOUNDED:** 1968-69

**NBA TITLES:** One (1970-71)

## 2016-17 VS. BUCKS

FRI., DEC. 30	@ MIN	7:00 P.M.
SAT., MAR. 11	@ MIL	7:00 P.M.

## 2015-16 WOLVES VS. BUCKS (0-2)

DATE	SITE	FINAL SCORE	WOLVES HIGH	BUCKS HIGH	ATTENDANCE
01/02/16	Minnesota	L 85-95	Wiggins 19	Monroe 19	14,107
03/04/16	Milwaukee	L 101-116	LaVine 20	Middleton 32	16,366

## SERIES FACTS

**OVERALL: 29-23 • HOME: 17-9 • ROAD: 12-14 • PRESEASON: 29-22**

Biggest Wolves Win:	27 (109-82 - 03/19/00, Home)
Biggest Wolves Loss:	33 (94-127 - 01/23/10, Road)
Current Overall Streak:	L4 Home: L2 Road: L2
Last Wolves Win:	112-101 at Minnesota, 03/11/14
Last Wolves Loss:	101-116 at Milwaukee, 03/04/16

## GAME-BY-GAME

DATE	H/A	W/L	MIN-OPP	DATE	H/A	W/L	MIN-OPP
12/23/89	H	L	90-94	10/29/03	H	W	95-89
12/30/89	A	L	99-109	02/24/04	A	W	108-102
11/03/90	A	L	93-111	02/01/05	A	L	86-91
04/19/91	H	W	109-91	03/04/05	H	W	103-97
12/14/91	A	L	92-103	11/25/05	H	W	99-91
01/02/92	H	L	91-92	01/10/06	A	L	92-95
01/05/93	A	L	100-114	12/16/06	A	L	104-108
01/30/93	H	W	91-82	12/22/06	H	L	107-113
11/16/93	A	W	102-98	12/15/07	A	L	92-95
02/15/94	H	W	97-90	04/16/08	H	W	110-101*
02/08/95	A	L	93-100	01/10/09	H	W	106-104
04/14/95	H	W	104-100*	01/26/09	A	W	90-83
11/26/95	A	W	105-102	11/06/09	H	L	72-87
12/27/95	H	L	93-99*	01/23/10	A	L	94-127
01/04/97	A	W	97-91	10/29/10	H	W	96-85
04/18/97	H	W	122-112	02/22/11	A	L	88-94
02/01/98	H	L	110-118	12/27/11	A	L	95-98
04/18/98	A	W	111-109	11/30/12	H	W	95-85
03/28/99	H	L	85-94	04/03/13	A	W	107-98
03/04/00	A	W	91-84	12/28/13	A	W	117-95
03/19/00	H	W	109-82	03/11/14	H	W	112-101
11/11/00	A	W	103-92	11/26/14	H	L	86-103
01/29/01	H	W	99-96	01/09/15	A	L	84-98
11/10/01	A	W	98-82	01/02/16	H	L	85-95
01/02/02	H	W	95-77	03/04/16	A	L	101-116
11/07/02	H	W	114-110				
02/24/03	A	W	117-114				



Anthony Davis

**OWNER:** Tom Benson  
**EXECUTIVE OFFICER:** Gayle Benson  
**PRESIDENT:** Dennis Lauscha  
**EXECUTIVE VICE PRESIDENT:** Mickey Loomis  
**GENERAL MANAGER:** Dell Demps  
**HEAD COACH:** Alvin Gentry  
**ASSOCIATE HEAD COACH:** Darren Erman  
**ASSISTANT COACHES:** Phil Weber, Robert Pack, Fred Vinson, Kevin Hanson  
**HEAD ATHLETIC TRAINER:** Duane Brooks  
**SR. VP OF COMMUNICATIONS/BROADCASTING:** Greg Bensele  
**DIR. OF BASKETBALL COMMUNICATIONS:** Matt Ryan  
**BASKETBALL COMMUNICATIONS MANAGER:** Will McClaran  
**BASKETBALL COMMUNICATIONS COORDINATOR:** Chris Trahant  
**HOME COURT:** Smoothie King Center (16,867; 2002)  
**FOUNDED:** 2002-03 - New Orleans Hornets  
**NBA TITLES:** None

#### 2016-17 VS. PELICANS

WED., NOV. 23 @ NOP 8:30 P.M.  
 FRI., FEB. 10 @ MIN 7:00 P.M.  
 SUN., MAR. 19 @ NOP 5:00 P.M.

#### 2015-16 WOLVES VS. PELICANS (2-2)

DATE	SITE	FINAL SCORE	WOLVES HIGH	PELICANS HIGH	ATTENDANCE
01/19/16	New Orleans	L 99-114	Wiggins 21	Davis 35	14,255
02/08/16	Minnesota	L 102-116	Towns 19	Davis/Holiday 27	11,926
02/27/16	New Orleans	W 112-110	Towns 30	Anderson/Gordon 31	17,338
04/13/16	Minnesota	W 144-109	Muhammad/Towns 28	Ennis 28	14,889

#### SERIES FACTS\*

**OVERALL: 21-26 • HOME: 12-12 • ROAD: 9-14 • PRESEASON: 0-0**

Biggest Wolves Win: 35, (144-109 - 04/13/16, Home)  
 Biggest Wolves Loss: 48 (91-139 - 11/14/14, Road)  
 Current Overall Streak: W2 Home: W1 Road: W1  
 Last Wolves Win: 144-109 @ Minnesota, 04/13/16  
 Last Wolves Loss: 102-116 @ Minnesota, 02/08/16

#### GAME-BY-GAME

DATE	H/A	W/L	MIN-OPP	DATE	H/A	W/L	MIN-OPP
11/13/02	A	L	98-102	01/13/12	A	W	87-80
02/14/03	H	W	114-93	03/10/12	H	L	89-95
				04/07/12	A	L	90-99
01/13/04	A	W	94-89	12/14/12	A	W	113-102
01/19/04	H	W	97-90	01/11/13	A	L	92-104
11/06/04	H	W	99-92	02/02/13	H	W	115-86
11/20/04	A	W	99-94	03/17/13	H	W	97-95
03/23/05	H	W	107-102	01/01/14	H	W	124-112
04/18/05	A	W	102-99	01/29/14	H	W	88-77
11/23/05	A	L	80-84	02/07/14	A	L	91-98
12/21/05	H	W	88-69	11/14/14	A	L	91-139
02/11/06	H	L	94-100	01/23/15	H	L	84-92
11/18/06	H	L	96-99	03/29/15	A	L	88-110
11/24/06	A	W	86-79	04/13/15	H	L	88-100
02/02/07	A	L	83-90	01/19/16	A	L	99-114
04/07/07	H	L	94-96	02/08/16	H	L	102-116
11/17/07	H	L	82-100	02/27/16	A	W	112-110
11/26/07	A	W	103-94	04/13/16	H	W	144-109
12/22/07	A	L	76-110				
04/09/08	H	L	90-122				
01/23/09	H	W	116-108				
02/08/09	A	L	97-101				
03/18/09	A	L	93-94				
12/04/09	A	L	89-98				
12/09/09	H	L	96-97				
01/22/10	H	L	94-96				
04/11/10	A	L	86-114				
12/27/10	H	W	113-98				
02/07/11	A	W	104-92				
02/25/11	H	L	81-95				

\* Includes games against New Orleans Hornets from 2002-13 and New Orleans Pelicans from 2013-14



Kristaps Porzingis

**EXECUTIVE CHAIRMAN/MADISON SQUARE GARDEN:** James L. Dolan

**PRESIDENT:** Phil Jackson

**GENERAL MANAGER:** Steve Mills

**HEAD COACH:** Jeff Hornacek

**ASSOCIATE HEAD COACH:** Kurt Rambis

**ASSISTANT COACHES:** Howard Easley, Corey Gaines, Joshua Longstaff, Jerry Sichting

**ATHLETIC TRAINER:** Roger Hinds

**VICE PRESIDENT, PUBLIC RELATIONS:** Jonathan Supranowitz

**DIRECTOR, MEDIA RELATIONS:** Gregg Schwartz

**HOME COURT:** Madison Square Garden (19,812; 1968)

**FOUNDED:** 1946-47

**NBA TITLES:** Two (1969-70, 1972-73)

## 2016-17 VS. KNICKS

WED., NOV. 30

@ NYK

7:00 P.M.

FRI., DEC. 2

@ MIN

6:30 P.M.

## 2015-16 WOLVES VS. KNICKS (2-0)

DATE SITE FINAL SCORE

12/16/15 New York L 102-107

02/20/16 Minnesota L 95-103

WOLVES HIGH

Towns 25

Towns/Wiggins 24

KNICKS HIGH

Afflalo 29

Anthony 30

ATTENDANCE

19,812

16,663

## SERIES FACTS

**OVERALL: 22-30 • HOME: 13-13 • ROAD: 9-17 • PRESEASON: 3-1**

Biggest Wolves Win: 21, 3X MR: (114-93 - 03/22/08, Home)

Biggest Wolves Loss: 27 (105-132 - 01/26/10, Road)

Current Overall Streak: L2 Home: L1 Road: L1

Last Wolves Win: 95-92\* @ New York, 03/19/15

Last Wolves Loss: 95-103 @ Minnesota, 02/20/16

## GAME-BY-GAME

DATE	H/A	W/L	MIN-OPP	DATE	H/A	W/L	MIN-OPP
11/18/89	A	L	96-111	11/03/04	H	W	99-93
03/15/90	H	W	102-82	12/29/04	A	L	87-100
12/13/90	H	L	76-87	01/16/06	A	W	96-90
01/16/91	A	W	93-89	03/26/06	H	W	98-94
12/23/91	H	L	91-97	11/22/06	H	W	107-89
02/29/92	A	L	87-103	04/06/07	A	W	99-94
11/25/92	H	L	78-99	11/04/07	A	L	93-97
02/23/93	A	L	91-95	03/22/08	H	W	114-93
01/17/94	A	L	94-106	12/26/08	A	W	120-107
03/24/94	H	L	106-123	03/13/09	H	L	94-102
12/30/94	H	L	81-90	01/26/10	A	L	105-132
01/08/95	A	L	87-102	01/31/10	H	W	112-91
01/27/96	A	L	95-104	11/12/10	H	W	112-103
03/13/96	H	L	82-106	12/06/10	A	L	114-121
11/16/96	A	L	79-82	02/11/12	H	L	98-100
12/26/96	H	W	88-80	12/23/12	A	L	91-94
12/11/97	A	L	103-107	02/08/13	H	L	94-100
02/04/98	H	W	95-88	11/03/13	A	W	109-100
02/25/99	A	L	113-115*	03/05/14	H	L	106-118
11/11/99	H	W	93-90	11/19/14	H	W	115-99
02/16/00	A	L	89-93	03/19/15	A	W	95-92*
12/02/00	A	L	90-100	12/16/15	A	L	102-107
12/30/00	H	L	79-88	02/20/16	H	L	95-103
11/06/01	H	W	104-94				
03/29/02	A	W	98-77				
11/24/02	A	W	106-88				
03/02/03	H	W	99-90				
11/26/03	H	L	92-97				
12/23/03	A	W	98-92				





Russell Westbrook

**CHAIRMAN:** Clayton I. Bennett

**EXECUTIVE VICE PRESIDENT AND GENERAL MANAGER:** Sam Presti

**ASSISTANT GENERAL MANAGER/VICE PRESIDENT:** Troy Weaver

**ASSISTANT GENERAL MANAGER/ LEGAL AND ADMINISTRATION:** Michael Winger

**HEAD COACH:** Billy Donovan

**ASSISTANT COACHES:** Mark Bryant, Vin Bhavnani, Maurice Cheeks, Anthony Grant, Adrian Griffin, Royal Ivey, Darko Rajakovic

**DIRECTOR OF MEDICAL SERVICES:** Dr. Donnie Strack

**HEAD ATHLETIC TRAINER:** Joe Sharpe

**DIRECTOR OF BASKETBALL COMMUNICATIONS:** Matt Tumbleson

**MANAGER OF BASKETBALL COMMUNICATIONS:** Michael Ravina

**MANAGER OF BASKETBALL COMMUNICATIONS:** John Read

**HOME COURT:** Chesapeake Energy Arena (18,203)

**FOUNDED:** 1967-68 - Seattle SuperSonics; 2008-09 Oklahoma City Thunder

**NBA TITLES:** One (1978-79)

#### 2016-17 VS. THUNDER

SAT., NOV. 5	@ OKC	5:00 P.M.
SUN., DEC. 25	@ OKC	7:00 P.M.
FRI., JAN. 13	@ MIN	7:00 P.M.
TUE., APR. 11	@ MIN	7:00 P.M.

#### 2015-16 WOLVES VS. THUNDER (1-3)

DATE	SITE	FINAL SCORE	WOLVES HIGH	THUNDER HIGH	ATTENDANCE
01/12/16	Minnesota	L 96-101	Wiggins 22	Durant 30	14,791
01/15/16	Oklahoma City	L 93-113	Wiggins 25	Durant 21	18,203
01/27/16	Minnesota	L 123-126	LaVine 35	Durant 27	13,337
03/11/16	Oklahoma City	W 99-96	Dieng 25	Durant 28	18,203

#### SERIES FACTS

**OVERALL: 29-77 • HOME: 19-34 • ROAD: 10-43 • PLAYOFFS: 2-3 • PRESEASON: 2-2**

Biggest Wolves Win: 42 (129-87 - 01/07/09, Home)

Biggest Wolves Loss: 37 (87-124 - 12/05/92, Road; 93-130 - 02/14/96, Road)

Current Overall Streak: W1 Home: L5 Road: W1

Last Wolves Win: 99-96 @ Oklahoma City, 03/11/16

Last Wolves Loss: 123-126 @ Minnesota, 01/27/16

#### GAME-BY-GAME

DATE	H/A	W/L	MIN-OPP	DATE	H/A	W/L	MIN-OPP	DATE	H/A	W/L	MIN-OPP
11/03/89	A	L	94-106	03/07/99	A	W	88-77	12/14/07	H	L	88-99
11/12/89	H	L	97-108	03/09/99	H	W	85-84	12/29/07	A	L	90-109
01/31/90	H	W	110-82	04/21/99	A	L	105-119	03/02/08	H	L	108-111*
03/02/90	A	L	83-99					03/14/08	A	W	121-116
				12/08/99	A	L	94-110				
12/30/90	H	W	126-106	12/23/99	H	W	109-102	11/02/08	A	L	85-88
03/07/91	H	L	86-91	03/05/00	H	W	105-100*	11/28/08	A	W	105-103
03/15/91	A	W	100-96*	04/12/00	A	L	83-110	01/07/09	H	W	129-87
03/29/91	A	L	107-117					03/22/09	H	L	90-97
				01/04/01	H	W	105-92				
11/17/91	H	L	91-101	01/19/01	A	W	98-93	01/20/10	H	L	92-94
12/06/91	A	L	94-96	03/04/01	H	W	119-111*	02/21/10	H	L	107-109
02/24/92	H	L	91-106	03/28/01	A	L	93-94	02/26/10	A	L	92-109
04/12/92	A	L	116-126					04/04/10	A	L	108-116
				11/27/01	A	L	102-112				
12/05/92	A	L	87-124	12/04/01	H	W	108-83	11/22/10	A	L	107-117
01/08/93	H	L	93-98	01/09/02	H	W	111-106	12/08/10	H	L	103-111
02/24/93	H	L	77-89	03/05/02	A	L	83-97	01/26/11	H	L	117-118*
04/13/93	A	L	95-129					03/25/11	A	L	103-111
				01/22/03	H	W	96-91				
11/26/93	H	L	92-110	03/04/03	A	L	83-92	12/26/11	H	L	100-104
12/04/93	A	L	82-99	04/02/03	H	W	91-86	03/23/12	A	L	140-149**
03/17/94	H	L	92-107	04/09/03	A	L	92-100	04/14/12	H	L	110-115
03/26/94	A	L	93-113								
				11/11/03	H	L	87-89	12/20/12	H	W	99-93
01/19/95	H	L	87-102	12/27/03	A	W	104-86	01/09/13	A	L	84-106
02/22/95	A	L	104-120	03/09/04	A	W	105-92	02/22/13	A	L	111-127
03/08/95	H	L	104-118	03/31/04	H	W	90-83	03/29/13	H	W	101-93
03/29/95	A	L	92-109								
				11/23/04	H	L	92-103	11/01/13	H	W	100-81
11/22/95	H	L	97-106	01/21/05	A	W	112-107	12/01/13	A	L	103-113
02/14/96	A	L	93-130	02/25/05	A	L	88-98	01/04/14	H	L	111-115
03/08/96	H	L	112-132	04/17/05	H	L	94-109	02/05/14	A	L	97-106
04/19/96	A	L	86-94								
				11/04/05	A	L	102-107*	12/12/14	H	L	92-111
11/27/96	H	L	98-106	12/28/05	H	W	108-95	01/26/15	A	L	84-92
12/05/96	A	L	86-117	02/15/06	H	W	102-92	03/13/15	A	L	99-113
03/13/97	H	L	92-108	03/10/06	A	L	96-107	04/15/15	H	L	113-138
03/28/97	A	L	81-92								
				12/29/06	H	W	101-82	01/12/16	H	L	96-101
12/09/97	H	L	99-108	01/26/07	A	L	100-102	01/15/16	A	L	93-113
12/23/97	A	W	112-103	03/23/07	A	L	82-85	01/27/16	H	L	123-126
03/08/98	H	L	98-99*	03/27/07	H	L	106-114	03/11/16	A	W	99-96
03/14/98	A	L	80-114								



Serge Ibaka

**SENIOR CHAIRMAN:** Rich DeVos  
**CHAIRMAN:** Dan DeVos  
**CHIEF EXECUTIVE OFFICER:** Alex Martins  
**GENERAL MANAGER:** Rob Hennigan  
**VP/ASSISTANT GENERAL MANAGER:** Scott Perry  
**ASSISTANT GENERAL MANAGER:** Matt Lloyd  
**HEAD COACH:** Frank Vogel  
**ASSISTANT COACHES:** Chad Forcier, Corliss Williamson, David Adelman  
**ASSISTANT COACH/PLAYER DEVELOPMENT:** Jay Hernandez  
**ATHLETIC TRAINER:** Keon Weise  
**STRENGTH AND CONDITIONING COACH:** Bill Burgos  
**CHIEF COMMUNICATIONS OFFICER:** Joel Glass  
**DIRECTOR OF COMMUNICATIONS:** George Galante  
**ASSISTANT DIRECTOR OF COMMUNICATIONS:** Trish Wingerson  
**COMMUNICATIONS MANAGER:** Melanie Curtsinger  
**HOME COURT:** Amway Center (18,846; 2010)  
**FOUNDED:** 1989-90  
**NBA TITLES:** None

#### 2016-17 VS. MAGIC

WED., NOV. 9 @ ORL 6:00 P.M.  
 MON., JAN. 30 @ MIN 7:00 P.M.

#### 2015-16 WOLVES VS. MAGIC (0-2)

DATE	SITE	FINAL SCORE	WOLVES HIGH	MAGIC HIGH	ATTENDANCE
11/18/15	Orlando	L 101-104 (OT)	Wiggins 28	Fournier 26	16,048
12/01/15	Minnesota	L 93-96	Wiggins 27	Vucevic 18	10,694

#### SERIES FACTS

**OVERALL: 18-35 • HOME: 12-14 • ROAD: 6-21 • PRESEASON: 1-1**

**Biggest Wolves Win:** 29 (100-71 - 11/07/03, Road)  
**Biggest Wolves Loss:** 42 (86-128 - 11/03/10, Road)  
**Current Overall Streak:** L5 Home: L2 Road: L8  
**Last Wolves Win:** 120-115\* @ Minnesota, 10/30/13  
**Last Wolves Loss:** 93-96 @ Minnesota, 12/01/15

#### GAME-BY-GAME

DATE	H/A	W/L	MIN-OPP	DATE	H/A	W/L	MIN-OPP
11/30/89	A	L	96-103	11/07/03	A	W	100-71
04/13/90	H	W	117-102	02/03/04	H	W	113-100
11/11/90	H	W	108-81	01/12/05	H	L	80-87
01/09/91	A	W	111-103	03/11/05	A	W	101-96
02/07/91	A	L	103-108	12/30/05	A	L	87-107
02/22/91	H	L	101-103	03/29/06	H	W	103-91
01/21/92	A	L	92-105	11/11/06	H	L	98-109
02/05/92	H	L	102-109	04/01/07	A	W	105-104*
03/02/93	A	L	89-108	11/06/07	H	L	103-111
04/09/93	H	L	92-95	04/11/08	A	W	102-101
01/14/94	H	W	96-92	12/03/08	A	L	89-100
04/20/94	A	L	101-121	12/27/08	H	L	94-118
01/06/95	A	L	99-121	01/01/10	H	L	94-106
02/19/95	H	W	100-95	03/26/10	A	L	97-106
11/24/95	H	L	98-109	11/03/10	A	L	86-128
12/20/95	A	L	100-107	01/15/11	H	L	99-108
11/21/96	A	L	86-90	02/13/12	A	L	89-102
02/14/97	H	W	104-100	11/07/12	H	W	90-75
02/11/98	H	L	89-96	12/17/12	A	L	93-102
02/18/98	A	L	102-115	10/30/13	H	W	120-115*
12/02/99	H	L	93-103	04/05/14	A	L	92-100
12/27/99	A	W	107-105	11/07/14	A	L	103-112*
01/25/01	H	W	109-100	04/03/15	H	L	84-97
03/10/01	A	L	93-105	11/18/15	A	L	101-104*
11/17/01	H	W	103-95	12/01/15	H	L	93-96
11/21/01	A	L	106-117				
11/01/02	H	W	111-105				
03/27/03	A	L	107-110				



Ben Simmons

**MANAGING GENERAL PARTNER:** Josh Harris

**CO-MANAGING GENERAL PARTNER:** David Blitzer

**CHIEF EXECUTIVE OFFICER:** Scott O'Neil

**PRESIDENT OF BASKETBALL OPERATIONS:** Bryan Colangelo

**HEAD COACH:** Brett Brown

**ASSISTANT COACH:** Jim O'Brien, Lloyd Pierce, Kevin Young, Billy Lange, John Townsend, Todd Wright

**DIRECTOR OF SPORTS PERFORMANCE AND RESEARCH:** Dr. David T. Martin

**HEAD OF PERFORMANCE SCIENCE/STRENGTH & CONDITIONING COACH:** Jesse Wright

**HEAD ATHLETIC TRAINER:** Kevin Johnson

**DIRECTOR OF PUBLIC RELATIONS:** Mike Preston

**HOME COURT:** Wells Fargo Center (20,328; 1996)

**FOUNDED:** 1949-50 - Syracuse Nationals; 1963-64 - Philadelphia 76ers

**NBA TITLES:** Three (1954-55, 1966-67, 1982-83)

### 2016-17 VS. SIXERS

THU., NOV. 17

@ MIN

7:00 P.M.

SAT., JAN. 3

@ PHI

6:00 P.M.

### 2015-16 WOLVES VS. SIXERS (0-2)

DATE

SITE

FINAL SCORE

WOLVES HIGH

SIXERS HIGH

ATTENDANCE

11/23/15

Minnesota

W 100-95

Wiggins 32

Okafor 25

11,382

01/04/16

Philadelphia

L 99-109

Muhammad 20

Smith 21

14,013

### SERIES FACTS

**OVERALL: 28-23 • HOME: 17-9 • ROAD: 11-14 • PRESEASON: 3-2**

Biggest Wolves Win: 35 (119-84 - 12/08/04, Road)

Biggest Wolves Loss: 38 (71-109 - 11/25/94, Home)

Current Overall Streak: L1 Home: W1 Road: L2

Last Wolves Win: 100-95 @ Minnesota, 11/23/15

Last Wolves Loss: 99-109 @ Philadelphia, 01/04/16

### GAME-BY-GAME

DATE	H/A	W/L	MIN-OPP	DATE	H/A	W/L	MIN-OPP
11/10/89	H	W	125-118*	12/08/04	A	W	119-84
04/12/90	A	L	77-110	01/07/05	H	W	89-84
02/03/91	H	W	110-102**	12/12/05	A	L	89-909*
04/14/91	A	W	96-88	01/22/06	H	L	84-86
12/13/91	H	L	95-104	12/03/06	A	W	95-84
01/24/92	A	L	86-119	01/05/07	H	W	104-102*
03/08/93	H	L	83-92	12/12/07	A	L	94-98
04/18/93	A	L	79-106	02/19/08	H	W	104-88
03/15/94	H	W	96-87	11/19/08	H	W	102-96
03/18/94	A	W	100-98	03/25/09	A	L	88-96
11/25/94	H	L	71-109	01/18/10	H	W	108-103*
02/15/95	A	W	101-97	02/09/10	A	L	97-119
12/17/95	H	L	99-101	02/12/11	H	L	87-107
03/06/96	A	W	103-90	03/04/11	A	L	100-111
03/11/97	H	W	104-100				
03/14/97	A	L	95-109	02/19/12	H	W	92-91
12/17/97	A	W	94-90	12/04/12	A	W	105-88
04/10/98	H	W	107-102	02/20/13	H	W	94-87
01/09/00	A	W	123-112	12/11/13	H	W	106-99
03/28/00	H	L	100-102	01/06/14	A	W	126-95
11/09/00	H	L	82-84	12/03/14	H	L	77-85
12/11/00	A	W	96-91*	01/30/15	A	L	94-103
10/30/01	H	W	83-74	11/23/15	H	W	100-95
01/30/02	A	L	91-96	01/04/16	A	L	99-109
12/18/02	A	L	94-99				
02/02/03	H	W	99-91				
02/01/04	H	W	106-101				
02/29/04	A	L	74-81				



Devin Booker

**MANAGING PARTNER:** Robert Sarver  
**GENERAL MANAGER:** Ryan McDonough  
**HEAD COACH:** Earl Watson  
**ASSISTANT COACHES:** Tyrone Corbin, Nate Bjorkgren, Marlon Garnett  
**VICE PRESIDENT, ATHLETE CARE/HEAD ATHLETIC TRAINER:** Aaron Nelson  
**ASSISTANT ATHLETIC TRAINER/REHABILITATION COORDINATOR:** Tom Maystadt  
**ASSISTANT ATHLETIC TRAINER/SPORTS SCIENCE COORDINATOR:** Quinton Sawyer  
**EQUIPMENT MANAGER:** Jay Gaspar  
**VICE PRESIDENT, BASKETBALL COMMUNICATIONS:** Julie Fie  
**SR. MANAGER, BASKETBALL COMMUNICATIONS:** Cole Mickelson  
**MANAGER, BASKETBALL COMMUNICATIONS:** DC Headley  
**ASSISTANT TO VP OF BASKETBALL COMMUNICATIONS:** Lori Cook  
**HOME COURT:** Talking Stick Resort Arena (18,055; 1992)  
**FOUNDED:** 1968-69  
**NBA TITLES:** None

#### 2016-17 VS. SUNS

FRI., NOV. 25	@ PHO	8:00 P.M.
MON., DEC. 19	@ MIN	7:00 P.M.
TUE., JAN. 24	@ PHO	8:00 P.M.

#### 2015-16 WOLVES VS. SUNS (2-2)

DATE	SITE	FINAL SCORE	WOLVES HIGH	SUNS HIGH	ATTENDANCE
12/13/15	Phoenix	L 101-108	LaVine 28	Knight 25	16,919
01/17/16	Minnesota	W 117-87	Rubio/Wiggins 18	Knight 20	14,330
03/14/16	Phoenix	L 104-107	LaVine 28	Tucker 23	17,480
03/28/16	Minnesota	W 121-116	Wiggins 32	Booker/Knight 30	11,141

#### SERIES FACTS

**OVERALL: 35-67 • HOME: 21-29 • ROAD: 14-38 • PRESEASON: 1-2**

Biggest Wolves Win: 31 (117-86 - 03/22/13, Road)  
 Biggest Wolves Loss: 38 (114-152 - 03/16/10, Road)  
 Current Overall Streak: W1 Home: W2 Road: L2  
 Last Wolves Win: 121-116 @ Minnesota, 03/28/16  
 Last Wolves Loss: 104-107 @ Phoenix, 03/14/16

#### GAME-BY-GAME

DATE	H/A	W/L	MIN-OPP	DATE	H/A	W/L	MIN-OPP	DATE	H/A	W/L	MIN-OPP
12/29/89	H	L	101-118	04/07/99	A	L	82-90	12/08/07	H	W	100-93
01/18/90	A	L	96-113	04/28/99	H	W	97-92	01/18/08	A	L	95-115
03/10/90	H	L	98-101*	05/05/99	A	L	96-100	01/23/08	H	W	117-107
03/23/90	A	L	99-120					04/04/08	A	L	88-117
				11/13/99	H	W	111-100				
12/19/90	A	L	96-112	02/10/00	A	L	85-101	11/26/08	H	L	102-110
01/07/91	H	L	106-119	03/14/00	A	L	100-107	01/16/09	A	W	105-103
03/10/91	H	L	109-123	04/02/00	H	L	86-87	04/11/09	H	L	97-110
03/26/91	A	L	95-117								
12/03/91	H	L	95-101	01/07/01	A	W	108-88	11/01/09	A	L	112-120
01/13/92	A	L	111-131	01/23/01	H	W	82-73	11/27/09	H	L	84-107
03/15/92	H	L	113-118	02/17/01	A	L	96-104	03/16/10	A	L	114-152
03/21/92	A	L	105-121	04/06/01	H	W	101-88	03/28/10	H	L	105-111
				01/18/02	A	L	100-103*	12/15/10	A	L	122-128
11/14/92	H	L	101-108	02/13/02	H	W	107-92	04/06/11	H	L	98-108
01/27/93	H	L	116-117*	03/08/02	A	L	76-81	04/11/11	A	L	127-135*
02/03/93	A	L	102-122	04/06/02	H	W	108-104				
04/14/93	A	L	84-98					03/01/12	A	L	95-104
				12/30/02	H	W	104-98	03/12/12	A	W	127-124
01/07/94	H	L	103-110	02/23/03	H	W	99-97	04/09/12	H	L	90-114
02/09/94	A	L	106-111	03/09/03	A	W	105-98				
02/24/94	H	L	101-120	04/05/03	A	L	94-111	12/29/12	H	W	111-107
03/04/94	A	L	101-106					02/26/13	A	L	83-84*
				12/03/03	A	W	92-79	03/22/13	A	W	117-86
11/16/94	A	L	90-105	01/25/04	H	W	99-95	04/13/13	H	W	105-93
12/10/94	H	L	89-103	02/17/04	H	W	110-95				
01/24/95	H	L	85-100	03/19/04	A	W	93-90	01/08/14	H	L	103-104
03/31/95	A	L	96-106					02/25/14	A	W	110-101
				12/03/04	A	W	97-93	03/23/14	H	L	120-127
12/01/95	A	L	105-111	01/04/05	H	L	115-122				
01/04/96	A	W	98-93	02/02/05	H	L	79-108	01/07/15	H	L	111-113
01/24/96	H	L	91-101	04/01/05	A	L	98-107	01/16/15	A	L	99-110
02/28/96	H	L	93-117					02/20/15	H	W	111-109
				11/05/96	A	W	98-95	03/11/15	A	L	97-106
12/13/96	H	W	108-105	12/26/05	H	L	89-103	12/13/15	A	L	101-108
02/16/97	A	W	107-96	02/06/06	A	W	103-101	01/17/16	H	W	117-87
04/08/97	A	L	107-115	03/11/06	A	L	102-110	03/14/16	A	L	104-107
								03/28/16	H	W	121-116
11/18/97	A	W	108-90	01/21/07	A	L	102-131				
12/13/97	H	W	112-101	01/29/07	H	W	121-112				
01/07/98	H	L	77-92	02/23/07	H	L	104-116				
03/25/98	A	W	99-97	03/20/07	A	L	90-108				





Damian Lillard

**OWNER:** Paul Allen  
**PRESIDENT OF BASKETBALL OPERATIONS:** Neil Olshey  
**PRESIDENT & CEO:** Chris McGowan  
**HEAD COACH:** Terry Stotts  
**ASSISTANT COACHES:** David Vanterpool, Nate Tibbetts, Dale Osbourne, John McCullough, Jim Moran  
**DIRECTOR OF PLAYER HEALTH AND PERFORMANCE:** Chris Stackpole  
**HEAD ATHLETIC TRAINER:** Geoff Clark  
**SPORTS PERFORMANCE SPECIALIST:** Todd Forcier, Ben Kenyon  
**ASSISTANT GENERAL MANAGERS:** Bill Branch, Steve Rosenberry  
**DIRECTOR OF PLAYER PERSONNEL:** Joe Cronin  
**VICE PRESIDENT OF BASKETBALL COMMUNICATIONS:** Jim Taylor  
**BASKETBALL COMMUNICATIONS DIRECTOR:** Collin Romer  
**HOME COURT:** Moda Center (19,441; 1995)  
**FOUNDED:** 1970-71  
**NBA TITLES:** One (1976-77)

#### 2016-17 VS. BLAZERS

SUN., JAN. 1	@ MIN	6:00 P.M.
MON., MAR. 6	@ MIN	7:00 P.M.
SAT., MAR. 25	@ POR	9:00 P.M.
THU., APR. 6	@ POR	9:30 P.M.

#### 2015-16 WOLVES VS. BLAZERS (1-3)

DATE	SITE	FINAL SCORE	WOLVES HIGH	BLAZERS HIGH	ATTENDANCE
11/02/15	Minnesota	L 101-106	Martin 24	Lillard 34	18,903
12/05/15	Minnesota	L 103-109	Towns 27	Lillard 19	16,203
01/31/16	Portland	L 93-96	Towns 21	Lillard/McCollum 21	19,393
04/09/16	Portland	W 106-105	Towns 27	Lillard 31	19,733

#### SERIES FACTS

**OVERALL: 30-76 • HOME: 18-34 • ROAD: 12-42 • PLAYOFFS: 1-3 • PRESEASON: 1-1**

Biggest Wolves Win: 21 (96-75 - 01/08/04, Home)  
 Biggest Wolves Loss: 30 (91-121 - 03/30/91, Road)  
 Current Overall Streak: W1 Home: L2 Road: W1  
 Last Wolves Win: 106-105 @ Portland, 04/09/16  
 Last Wolves Loss: 93-96 @ Portland, 01/31/16

#### GAME-BY-GAME

DATE	H/A	W/L	MIN-OPP	DATE	H/A	W/L	MIN-OPP	DATE	H/A	W/L	MIN-OPP
11/05/89	A	L	83-93	02/28/99	H	L	93-100	12/28/07	A	L	98-109
01/11/90	H	L	80-82	03/05/99	A	L	85-97	01/02/08	H	L	79-90
03/25/90	A	W	110-105	04/25/99	A	L	84-100	03/11/08	H	L	96-103
04/10/90	H	L	94-106					03/15/08	A	L	96-107
				11/24/99	H	L	81-88				
11/29/90	A	L	92-107	12/09/99	A	L	86-90	11/08/08	A	L	93-97
01/15/91	H	L	117-132	01/06/00	H	W	98-96	11/15/08	H	L	83-88
03/30/91	A	L	91-121	03/16/00	A	W	96-92	02/27/09	H	L	82-102
04/02/91	H	L	93-104					03/07/09	A	L	93-95
				01/27/01	H	W	93-80				
11/15/91	H	L	102-107	02/13/01	A	L	88-109	11/08/09	A	L	93-116
12/16/91	A	L	104-119	04/01/01	A	W	99-95	11/11/09	H	L	84-107
03/11/92	H	L	113-124	04/04/01	H	W	83-79	11/21/09	A	L	78-106
03/17/92	A	L	91-111					02/27/10	H	L	91-110
				12/30/01	A	W	95-93				
01/20/93	H	L	94-110	02/06/02	H	W	113-103	12/17/10	A	L	102-107
02/02/93	A	W	104-91	03/06/02	A	L	78-85	01/07/11	H	L	98-108
04/11/93	A	L	110-127	03/23/02	H	L	99-108	01/17/11	A	L	102-113
04/16/93	H	L	109-117					02/14/11	H	L	81-95
				12/14/02	H	L	92-98*				
12/08/93	H	L	111-114	01/18/03	A	W	104-98	03/03/12	A	W	127-124
12/18/93	A	L	95-105	03/16/03	H	W	111-95	03/07/12	H	W	106-94
01/28/94	A	L	98-109	04/06/03	A	W	97-78	04/01/12	A	L	106-119
04/22/94	H	L	103-118								
				12/26/03	A	L	92-101	11/23/12	A	L	95-103
02/03/95	H	L	97-112	01/08/04	H	W	96-75	01/05/13	H	L	97-102
02/21/95	A	L	86-99	03/10/04	A	L	79-92	02/04/13	H	L	98-100
03/12/95	H	L	88-102	03/14/04	H	L	83-92	03/02/13	A	L	94-109
04/04/95	A	L	91-95								
				12/14/04	H	W	100-89	12/18/13	H	W	120-109
11/10/95	H	L	102-108	01/15/05	H	W	92-84	01/25/14	A	L	104-115
01/07/96	A	L	97-113	01/22/05	A	W	92-83	02/08/14	H	L	110-117
02/07/96	H	L	93-103	02/27/05	A	W	91-83	02/23/14	A	L	97-108
03/19/96	A	L	78-106								
				11/02/05	H	W	90-86	11/30/14	A	L	93-107
11/07/96	A	L	94-95*	12/07/05	A	W	84-74	12/10/14	H	W	90-82
11/12/96	H	W	100-97	12/23/05	H	L	83-91	03/07/15	H	W	121-113
01/25/97	A	L	94-101	02/03/06	A	L	85-89	04/08/15	A	L	91-116
02/02/97	H	W	103-102								
				11/04/06	A	L	86-88	11/02/15	H	L	101-106
11/04/97	A	L	105-122	11/14/06	H	W	101-89	12/05/15	H	L	103-109
11/26/97	H	L	90-96	01/24/07	A	L	98-101*	01/31/16	A	L	93-96
01/09/98	H	W	96-91	03/25/07	H	W	94-93	04/09/16	A	W	106-105
03/12/98	A	L	92-95								



DeMarcus Cousins

**OWNER:** Vivek Ranadivé  
**VICE PRESIDENT OF BASKETBALL OPERATIONS & GENERAL MANAGER:** Vlade Divac  
**PRESIDENT:** Chris Granger  
**VICE PRESIDENT, PLAYER PERSONNEL & DEVELOPMENT/GM D-LEAGUE:** Peja Stojakovic  
**ASSISTANT GENERAL MANAGER:** Ken Catanella  
**VICE PRESIDENT, BASKETBALL RESULTS:** Roland Beech  
**HEAD COACH:** Dave Joerges  
**ASSISTANT COACHES:** Elston Turner, Bryan Gates, Bob Thornton, Jason March, Duane Ticknor, Nancy Lieberman  
**PLAYER DEVELOPMENT COACH:** Larry Lewis  
**HEAD ATHLETIC TRAINER:** Manny Romero  
**VICE PRESIDENT, COMMUNICATIONS:** Joelle Terry  
**DIRECTOR, MEDIA RELATIONS:** Chris Clark  
**MEDIA RELATIONS COORDINATOR:** Rahsaan Gethers  
**HOME COURT:** Golden 1 Center (17,500; 2016)  
**FOUNDED:** 1948-49 - Rochester Royals; 1957-58 - Cincinnati Royals; 1972-73 - Kansas City-Omaha Kings; 1975-76 - Kansas City Kings; 1985-86 - Sacramento Kings  
**NBA TITLES:** One (1950-51)

#### 2016-17 VS. KINGS

SAT., OCT. 29	@ SAC	9:30 P.M.
FRI., DEC. 23	@ MIN	7:00 P.M.
MON., FEB. 27	@ SAC	9:30 P.M.
SAT., APR. 1	@ MIN	7:00 P.M.

#### 2015-16 WOLVES VS. KINGS (4-0)

DATE	SITE	FINAL SCORE	WOLVES HIGH	KINGS HIGH	ATTENDANCE
11/27/15	Sacramento	W 101-91	Wiggins 22	Belinelli 17	17,317
12/18/15	Minnesota	W 99-95	Wiggins 32	Cousins 24	12,770
03/23/16	Minnesota	W 113-104	Towns 26	Rondo 25	12,151
04/07/16	Sacramento	W 105-97	Three players 18	Collison 19	17,317

#### SERIES FACTS

**OVERALL: 53-50 • HOME: 33-19 • ROAD: 20-31 • PLAYOFFS: 4-3**

Biggest Wolves Win: 29 (117-88 - 02/07/01, Home)  
Biggest Wolves Loss: 32 (95-127 - 03/20/11, Home)  
Current Overall Streak: W4 Home: W2 Road: W2  
Last Wolves Win: 105-97 @ Sacramento, 04/07/16  
Last Wolves Loss: 111-116 @ Sacramento, 04/07/15

#### GAME-BY-GAME

DATE	H/A	W/L	MIN-OPP	DATE	H/A	W/L	MIN-OPP	DATE	H/A	W/L	MIN-OPP
11/09/90	A	L	70-84	02/21/99	H	W	102-90	11/10/07	A	L	93-100
01/29/90	H	W	109-91	03/12/99	A	W	101-95	11/14/07	H	W	108-103
03/21/90	A	L	84-90	04/03/99	H	W	105-96	03/07/08	A	W	111-103
03/28/90	H	W	93-88	04/23/99	A	L	97-105				
								10/29/08	H	W	98-96
11/27/90	A	W	89-80	11/05/99	A	L	95-100	11/07/08	A	L	109-121
12/18/90	A	L	99-108	11/06/99	H	W	114-101	12/15/08	A	L	103-118
01/30/91	H	L	109-117	01/31/00	H	W	105-90	04/15/09	H	L	90-97
04/15/91	H	W	112-94	04/07/00	A	W	95-92				
								12/12/09	A	L	100-120
11/09/91	A	W	84-80	11/04/00	H	W	99-91	12/18/09	H	W	112-96
12/30/91	H	L	109-117	01/08/01	A	L	97-100	03/14/10	A	L	100-114
03/29/92	H	L	86-112	02/07/01	H	W	117-88	03/31/10	H	W	108-99
04/11/92	A	L	94-114	03/30/01	A	L	98-110				
								10/27/10	H	L	116-117
12/23/92	H	L	96-102*	12/14/01	H	W	114-94	11/10/10	A	W	98-89
01/23/93	A	L	108-113	12/28/01	A	L	111-125	03/20/11	H	L	95-127
02/18/93	H	W	121-114	02/03/02	H	L	107-112				
03/11/93	A	L	95-109	04/09/02	A	L	103-122	01/16/12	H	W	99-86
								02/07/12	H	W	86-84
11/19/93	H	W	113-108	11/27/02	H	W	90-74	03/18/12	A	L	99-115
12/01/93	A	W	111-101	12/03/02	A	L	86-98	04/02/12	A	L	108-116
03/09/94	H	L	96-104	01/10/03	H	W	115-109*				
04/02/94	A	L	87-102	03/05/03	A	L	95-96*	11/02/12	H	W	92-80
								11/27/12	A	W	97-89
12/22/94	A	L	89-109	11/05/03	H	L	121-125*	03/21/13	A	L	98-101
01/10/95	H	L	85-98	12/05/03	A	W	112-109*				
03/01/95	A	W	98-87	02/19/04	H	W	92-75	01/15/14	H	L	108-111
03/26/95	H	L	98-104	04/08/04	A	W	94-86	03/01/14	A	W	108-97
								03/16/14	H	W	104-102
11/03/95	A	L	86-95	11/28/04	A	W	121-110	04/13/14	A	L	103-106
01/15/96	H	W	103-94	12/10/04	H	W	113-105				
02/13/96	A	W	94-90	01/30/05	H	L	84-94	11/22/14	H	L	101-113
03/15/96	H	W	113-87	04/03/05	A	W	112-100	01/01/15	H	L	107-110
								04/07/15	A	L	111-116
12/03/96	H	L	89-96	12/04/05	A	W	85-77				
12/19/96	A	L	105-112	12/13/05	H	L	91-93	11/27/15	A	W	101-91
01/28/97	H	L	88-91	03/19/06	H	W	95-89	12/18/15	H	W	99-95
02/18/97	A	L	84-95					03/23/16	H	W	113-104
								04/07/16	A	W	105-97
12/05/97	H	W	101-90	11/01/06	H	W	92-83				
12/22/97	A	L	79-87	11/06/06	A	L	81-93				
02/22/98	H	W	113-95	01/31/07	H	L	98-100				
03/29/98	A	W	104-96	03/21/07	A	W	95-89				



Tony Parker

**CHAIRMAN & CEO:** Julianna Hawn Holt  
**PRESIDENT OF BUSINESS OPERATIONS:** Rick Pych  
**PRESIDENT OF BASKETBALL OPERATIONS/HEAD COACH:** Gregg Popovich  
**PRESIDENT OF SPORTS FRANCHISES/GENERAL MANAGER:** R.C. Buford  
**VICE PRESIDENT OF BASKETBALL OPERATIONS:** Monty Williams  
**ASSISTANT GENERAL MANAGER:** Brian Wright  
**ASSISTANT COACHES:** Ettore Messina, Ime Udoka, James Borrego, Chip Engelland, Becky Hammon, Will Hardy  
**HEAD ATHLETIC TRAINER:** Will Sevensing  
**SENIOR DIRECTOR OF COMMUNICATIONS:** Tom James  
**BASKETBALL COMMUNICATIONS MANAGER:** Kris Davis  
**BASKETBALL COMMUNICATIONS COORDINATOR:** Jordan Howenstine  
**HOME COURT:** AT&T Center (18,418; 2002)  
**FOUNDED:** 1967-68 - Dallas Chaparrals; 1970-71 - Texas Chaparrals; 1973-74 - San Antonio Spurs;  
 entered NBA - 1976-77  
**NBA TITLES:** Five (1998-99, 2002-03, 2004-05, 2006-07, 2013-14)

## 2016-17 VS. SPURS

TUE., DEC. 6	@ MIN	7:00 P.M.
TUE., JAN. 17	@ SAS	7:30 P.M.
SAT., MAR. 4	@ SAS	8:00 P.M.
SAT., MAR. 21	@ MIN	8:30 P.M.

## 2015-16 WOLVES VS. SPURS (0-3)

DATE	SITE	FINAL SCORE	WOLVES HIGH	SPURS HIGH	ATTENDANCE
12/23/15	Minnesota	L 83-108	LaVine 17	Leonard 19	16,788
12/28/15	San Antonio	L 95-101	Wiggins 18	Leonard/Marjanovic 17	18,493
03/08/16	Minnesota	L 91-116	Wiggins 23	Aldridge 29	14,093

## SERIES FACTS

**OVERALL: 28-80 • HOME: 19-35 • ROAD: 9-45 • PLAYOFFS: 2-6**

Biggest Wolves Win: 24, (107-83 - 03/12/13, Home; 107-83 @ Minnesota, 03/12/13)  
 Biggest Wolves Loss: 38 (84-122 - 12/30/95, Road)  
 Current Overall Streak: L7 Home: L4 Road: L5  
 Last Wolves Win: 110-91 @ Minnesota, 04/08/14  
 Last Wolves Loss: 91-116 @ Minnesota, 03/08/16

## GAME-BY-GAME

DATE	H/A	W/L	MIN-OPP	DATE	H/A	W/L	MIN-OPP	DATE	H/A	W/L	MIN-OPP
11/15/89	H	L	76-86	11/11/97	H	L	92-93	12/13/06	A	L	82-95
01/06/90	A	L	96-109	11/15/97	A	W	105-94	01/03/07	H	W	103-101*
02/23/90	A	L	95-105	02/24/98	A	L	99-105	04/13/07	H	L	91-110
03/12/90	H	L	88-92	03/18/98	H	L	76-92				
04/03/90	A	W	92-90					11/30/07	H	L	91-106
				02/06/99	A	L	82-96	01/12/08	A	L	88-105
11/21/90	A	L	100-114	02/09/99	H	W	74-70	02/21/08	H	L	99-100
12/15/90	H	L	74-90	02/22/99	H	W	95-89	03/28/08	A	L	84-99
01/26/91	A	L	105-112	04/14/99	A	L	79-95				
04/07/91	H	L	87-92					11/05/08	H	L	125-129**
				01/04/00	H	W	91-88	12/12/08	H	L	86-98
11/20/91	A	L	106-113	01/27/00	A	L	80-92	12/23/08	A	L	93-99
12/11/91	H	L	85-98	02/27/00	H	W	102-98	03/17/09	A	L	86-93
01/16/92	H	L	111-125	03/02/00	A	W	108-102				
01/31/92	A	L	101-103					12/29/09	A	L	99-117
02/19/92	A	L	103-113	11/02/00	A	L	91-103	03/12/10	H	L	85-103
03/03/92	H	L	102-103	11/17/00	H	W	99-94*	04/12/10	A	L	111-133
				02/16/01	H	L	85-91				
01/13/93	H	L	81-89	03/14/01	A	L	100-106*	11/24/10	H	L	109-113*
02/06/93	A	L	95-104					12/03/10	A	L	101-107
03/06/93	H	W	106-105	11/24/01	H	W	99-94	01/09/11	A	L	91-94
03/24/93	H	L	92-105	02/04/02	A	L	83-113	01/11/11	H	L	96-107
04/02/93	A	L	101-108	02/23/02	A	W	112-88				
				03/01/02	H	L	77-85	01/02/12	H	W	106-96
11/09/93	A	L	95-110					01/27/12	H	W	87-79
01/11/94	A	L	98-108	11/11/02	A	L	75-91	03/21/12	A	L	100-116
01/20/94	H	W	93-83	01/27/03	H	W	106-95				
02/21/94	H	L	89-114	03/12/03	H	L	99-111	01/13/13	A	L	88-106
04/11/94	A	L	89-101	03/21/03	A	W	101-94*	02/06/13	H	L	94-104
								03/12/13	H	W	107-83
11/19/94	H	L	101-109	01/14/04	A	W	100-93	04/17/13	A	W	108-95
11/28/94	A	L	88-92	02/22/04	H	L	92-94				
03/14/95	A	L	100-115	03/18/04	A	L	86-106	12/13/13	A	L	110-117
03/24/95	H	L	97-111	03/23/04	H	W	86-81	01/12/14	A	L	86-104
04/23/95	H	L	91-97					04/08/14	H	W	110-91
				12/23/04	A	L	82-96				
11/15/95	H	L	96-105	03/16/05	A	L	73-89	11/21/14	H	L	92-121
12/30/95	A	L	84-122	04/20/05	H	W	95-73	12/06/14	A	L	101-123
01/19/96	H	W	100-92					01/10/15	H	L	93-108
02/02/96	A	L	90-101	12/15/05	H	L	88-90	03/15/15	A	L	97-123
				01/06/06	A	L	77-83				
11/01/96	H	W	82-78	01/28/06	A	L	88-102	12/23/15	H	L	83-108
01/20/97	H	W	96-83	04/16/06	H	L	90-103	12/28/15	A	L	95-101
01/31/97	A	W	97-95					03/08/16	H	L	91-116
02/26/97	A	W	108-89								





DeMar DeRozan

**CHAIRMAN OF THE BOARD & NBA GOVERNOR:** Lawrence M. Tanenbaum, O.C.  
**PRESIDENT:** Masai Ujiri  
**GENERAL MANAGER:** Jeff Weltman  
**ASSISTANT GENERAL MANAGER/VICE PRESIDENT BASKETBALL STRATEGY:** Bobby Webster  
**HEAD COACH:** Dwane Casey  
**ASSISTANT COACH:** Rex Kalamian, Nick Nurse, Jama Mahlalela, Patrick Mutombo, Jim Sann  
**ASSISTANT COACH / DIRECTOR OF SPORTS SCIENCE:** Alex McKechnie  
**HEAD ATHLETIC TRAINER:** Scott McCullough  
**DIRECTOR, MEDIA RELATIONS:** Jim LaBumbard  
**MANAGER, MEDIA RELATIONS:** Roven Yau  
**COORDINATOR, MEDIA RELATIONS:** Phil Summers  
**HOME COURT:** Air Canada Centre (19,800; 1999)  
**FOUNDED:** 1995-96  
**NBA TITLES:** None

#### 2016-17 VS. RAPTORS

THU., DEC. 8 @ TOR 6:00 P.M.  
WED., FEB. 8 @ MIN 7:00 P.M.

#### 2015-16 WOLVES VS. RAPTORS (0-2)

DATE	SITE	FINAL SCORE	WOLVES HIGH	RAPTORS HIGH	ATTENDANCE
02/10/16	Minnesota	W 117-112	Towns 35	DeRozan 35	11,171
02/24/16	Toronto	L 105-114	Wiggins 26	DeRozan 31	19,800

#### SERIES FACTS

**OVERALL: 13-27 • HOME: 10-9 • ROAD: 3-18 • PRESEASON: 6-6**

Biggest Wolves Win: 32 (112-80 - 03/19/02, Home)  
Biggest Wolves Loss: 23 (82-105 - 02/10/08, Home)  
Current Overall Streak: L1 Home: W1 Road: L12  
Last Wolves Win: 117-112 @ Minnesota, 02/10/16  
Last Wolves Loss: 105-114 @ Toronto, 02/24/16

#### GAME-BY-GAME

DATE	H/A	W/L	MIN-OPP	DATE	H/A	W/L	MIN-OPP
11/17/95	A	L	96-114	01/29/11	H	W	103-87
04/08/96	H	W	115-101	02/04/11	A	L	100-111
11/30/96	H	W	79-70	01/09/12	A	L	87-97
01/21/97	A	L	106-118	11/04/12	A	L	86-105
01/24/98	A	L	107-113*	04/05/13	H	L	93-95
03/06/98	H	W	113-91	01/17/14	A	L	89-94
02/26/99	A	L	92-102	03/09/14	H	L	104-111
02/25/00	A	W	107-85	03/18/15	A	L	100-105
03/26/00	H	W	106-101*	04/01/15	H	L	99-113
12/26/00	H	W	100-97	02/10/16	H	W	117-112
02/03/01	A	W	108-105	02/24/16	A	L	105-114
01/25/02	A	L	100-107				
03/19/02	H	W	112-80				
01/12/03	A	L	91-105				
01/20/03	H	W	89-81				
11/01/03	H	W	73-56				
01/21/04	A	W	108-97				
12/15/04	A	L	90-96				
01/17/05	H	L	91-100				
02/13/06	H	L	94-88				
03/24/06	A	L	77-97				
12/27/06	A	L	97-100				
04/09/07	H	L	100-111				
02/10/08	H	L	82-105				
02/27/08	A	L	85-107				
02/10/09	H	L	102-110				
02/24/09	A	L	110-118				
12/08/09	A	L	88-94				
03/22/10	H	L	100-106				





Rudy Gobert

**OWNER:** Gail Miller  
**PRESIDENT:** Steve Starks  
**GENERAL MANAGER:** Dennis Lindsey  
**VICE PRESIDENT OF PLAYER PERSONNEL:** Walt Perrin  
**VICE PRESIDENT OF BASKETBALL OPERATIONS:** Linda Luchetti  
**HEAD COACH:** Quin Snyder  
**ASSISTANT COACHES:** Johnnie Bryant, Alex Jensen, Igor Kokoskov, Antonio Lang, Mike Wells  
**HEAD ATHLETIC TRAINER:** Brian Zettler  
**SR. VICE PRESIDENT, COMMUNICATIONS:** Frank Zang  
**VICE PRESIDENT, COMMUNICATIONS:** Jonathan Rinehart  
**DIRECTOR, COMMUNICATIONS:** Derek Garduño  
**MANAGER, COMMUNICATIONS:** Caroline Burleson  
**HOME COURT:** Vivint Smart Home Arena (19,911; 1991)  
**FOUNDED:** 1974-79 - New Orleans Jazz; 1979-present - Utah Jazz  
**NBA TITLES:** None

#### 2016-17 VS. JAZZ

MON., NOV. 28	@ MIN	7:00 P.M.
SAT., JAN. 7	@ MIN	7:00 P.M.
WED., MAR. 1	@ UTA	8:00 P.M.
FRI., APR. 7	@ UTA	8:00 P.M.

#### 2015-16 WOLVES VS. JAZZ (1-3)

DATE	SITE	FINAL SCORE	WOLVES HIGH	JAZZ HIGH	ATTENDANCE
12/30/15	Minnesota	W 94-80	Towns 25	Burke 23	14,326
01/29/16	Utah	L 90-103	Towns 32	Hood 22	18,850
03/26/16	Minnesota	L 84-93	Rubio 23	Favors 19	14,694
04/01/16	Utah	L 85-98	Wiggins 24	Hayward 22	19,911

#### SERIES FACTS

**OVERALL: 37-75 • HOME: 23-33 • ROAD: 14-42**

Biggest Wolves Win: 26 (98-72 - 01/18/14, Home)  
 Biggest Wolves Loss: 35 (80-115 - 01/30/95, Road)  
 Current Overall Streak: L3 Home: L1 Road: L2  
 Last Wolves Win: 94-80 @ Minnesota, 12/30/15  
 Last Wolves Loss: 85-98 @ Utah, 04/01/16

#### GAME-BY-GAME

DATE	H/A	W/L	MIN-OPP	DATE	H/A	W/L	MIN-OPP	DATE	H/A	W/L	MIN-OPP
11/21/89	H	L	101-103*	11/19/99	H	W	89-84	12/22/10	H	L	107-112
12/17/89	H	L	112-122	11/22/99	A	L	93-108	01/28/11	A	L	100-108
02/13/90	A	L	104-110*	01/19/00	A	W	91-88	03/11/11	H	W	122-101
04/15/90	H	L	90-103	01/29/00	H	W	96-94	03/16/11	A	L	104-119
04/20/90	A	L	89-97								
				11/06/00	A	L	92-98	01/21/12	A	L	98-108
11/18/90	H	L	94-103	12/23/00	H	L	92-98	02/22/12	H	W	100-98
11/30/90	A	L	79-96	01/17/01	A	W	89-81	03/15/12	A	L	105-111 (OT)
02/05/91	H	W	94-93	04/15/01	H	W	107-100				
02/16/91	A	L	107-115					01/02/13	A	L	84-106
03/23/91	A	L	89-95	12/12/01	A	W	98-87	02/13/13	H	L	93-97
				01/04/02	H	W	93-86	04/12/13	A	L	100-107
11/01/91	H	L	97-112	03/02/02	A	W	116-105	04/15/13	H	L	80-96
01/11/92	H	W	101-96	03/17/02	H	L	89-96				
01/14/92	A	L	110-116					01/18/14	H	W	98-72
04/05/92	H	W	93-91	11/29/02	A	L	77-95	01/21/14	A	W	112-97
04/17/92	A	L	106-120	01/04/03	H	L	97-105	02/22/14	A	W	121-104
				02/17/03	A	L	97-109	04/16/14	H	L	130-136**
12/03/92	A	L	91-110	02/26/03	H	W	92-85				
12/28/92	A	L	95-114					12/30/14	A	L	94-100
02/15/93	H	L	91-112	11/03/03	A	L	88-93	01/03/15	H	L	89-101
03/09/93	A	L	107-116	11/14/03	H	L	77-85	03/23/15	A	W	106-104*
04/25/93	H	W	113-111	02/11/04	A	W	77-66	03/30/15	H	L	84-104
				04/12/04	H	W	104-90				
11/06/93	H	L	95-105					12/30/15	H	W	94-80
12/15/93	H	L	95-97	01/28/05	H	W	93-91	01/29/16	A	L	90-103
12/27/93	A	L	93-97	02/11/05	A	L	82-100	03/26/16	H	L	84-93
01/26/94	H	W	100-98					04/01/16	A	L	85-98
03/08/94	A	L	86-100	04/06/05	H	W	111-86				
				04/15/05	A	W	100-84				
12/01/94	A	W	96-94								
12/14/94	H	L	95-103	12/05/05	A	W	91-77				
01/30/95	A	L	80-115	02/10/06	H	L	80-94				
04/18/95	H	L	94-113	03/08/06	A	L	93-96				
04/21/95	A	L	96-99	04/07/06	H	L	95-103				
11/18/95	H	L	102-126	12/08/06	H	W	110-103				
12/18/95	A	L	83-99	01/22/07	A	L	91-106				
03/10/96	H	L	96-104	03/02/07	H	L	83-109				
04/05/96	A	W	103-99	03/28/07	A	L	102-108				
12/06/96	A	L	95-106	02/26/08	H	W	111-100				
12/23/96	H	W	107-98	03/05/08	A	L	76-105				
03/09/97	H	L	106-105	03/30/08	H	W	110-103				
04/19/97	A	L	89-101	04/02/08	A	L	100-117				
11/24/97	A	L	124-133*	12/09/08	H	L	96-99				
03/16/98	H	L	96-102	01/20/09	A	L	107-112				
04/11/98	H	W	110-103	02/25/09	H	L	103-120				
04/14/98	A	L	109-126	04/03/09	A	W	103-102				
03/13/99	A	L	72-99	12/05/09	H	W	108-101				
03/15/99	H	L	83-90	12/14/09	A	W	110-108				
04/18/99	H	L	76-97	12/30/09	H	L	103-107				
				03/17/10	A	L	100-122				



Bradley Beal

**MAJORITY OWNER:** Ted Leonsis  
**PRESIDENT:** Ernie Grunfeld  
**HEAD COACH:** Scott Brooks  
**ASSISTANT COACHES:** Tony Brown, Sidney Lowe, Chad Iske, Mike Terpstra, Maz Trakh  
**ASSISTANT COACH/PLAYER DEVELOPMENT:** David Adkins  
**SENIOR VICE PRESIDENT OF BASKETBALL OPERATIONS:** Tommy Sheppard  
**HEAD ATHLETIC TRAINER:** Corey Bennett  
**DIRECTOR OF ATHLETIC PERFORMANCE/STRENGTH AND CONDITIONING:** Navin Hettiarachchi  
**SENIOR DIRECTOR, COMMUNICATIONS:** Scott Hall  
**DIRECTOR, COMMUNICATIONS:** Patrick Rees  
**DIRECTOR, COMMUNICATIONS:** DeAndre Phillips  
**HOME COURT:** Verizon Center (20,356; 1997)  
**FOUNDED:** 1961-62 - Chicago Packers; 1962-63 - Chicago Zephyrs; 1963-64 - Baltimore Bullets;  
 1973-74 - Capital Bullets; 1974-75 - Washington Bullets; 1997-98 - Washington Wizards  
**NBA TITLES:** One (1977-78)

## 2016-17 VS. WIZARDS

FRI., JAN. 6 @ WAS 6:00 P.M.  
 MON., MAR. 13 @ MIN 7:00 P.M.

## 2015-16 WOLVES VS. WIZARDS (1-1)

DATE	SITE	FINAL SCORE	WOLVES HIGH	WIZARDS HIGH	ATTENDANCE
03/02/16	Minnesota	L 98-104	Rubio 22	Beal 26	11,307
03/25/16	Washington	W 132-129**	Towns 27	Beal 26	20,356

## SERIES FACTS

**OVERALL: 22-29 • HOME: 14-11 • ROAD: 8-18 • PRESEASON: 3-1**

Biggest Wolves Win: 35 (109-74 - 12/26/04, Home)  
 Biggest Wolves Loss: 16 (89-105 - 11/16/07, Home)  
 Current Overall Streak: W1 Home: L1 Road: W1  
 Last Wolves Win: 132-129\*\* @ Washington, 03/25/16  
 Last Wolves Loss: 98-104 @ Minnesota, 03/02/16

## GAME-BY-GAME

DATE	H/A	W/L	MIN-OPP	DATE	H/A	W/L	MIN-OPP
12/19/89	A	L	99-112	11/17/05	H	W	109-98
02/27/90	H	W	104-88	02/21/06	A	L	78-90
01/04/91	H	L	100-111	02/20/07	A	L	100-112
04/21/91	A	W	89-87	02/25/07	H	W	98-94
11/13/91	H	L	114-119*	11/16/07	H	L	89-105
03/13/92	A	L	115-118	12/11/07	A	L	88-102
11/20/92	H	L	100-108	02/17/09	A	L	103-111
11/27/92	A	W	102-83	03/09/09	H	L	99-110
12/20/93	H	L	84-99	12/26/09	H	W	101-89
02/17/94	A	L	105-109	02/17/10	A	L	99-108
12/17/94	A	W	96-87	01/13/11	H	W	109-97
02/14/95	H	L	96-99	03/05/11	A	L	96-103
02/16/96	H	L	96-108	01/08/12	A	W	93-72
04/12/96	A	L	106-116	01/25/13	A	L	101-114
11/25/96	A	L	98-105	03/06/13	H	W	87-82
04/04/97	H	W	97-95	11/19/13	A	L	100-104
11/13/97	H	L	88-91*	12/27/13	H	W	120-98
12/06/97	A	L	103-114	12/16/14	A	L	95-109
02/02/00	A	L	93-103	02/25/15	H	W	97-77
03/07/00	H	L	86-90	03/02/16	A	L	98-104
12/07/00	H	W	105-88	03/25/16	H	W	132-129**
01/02/01	A	L	108-115				
01/12/02	A	W	108-100				
01/21/02	H	W	105-101				
11/05/02	H	W	90-86				
01/25/03	A	W	97-89				
12/12/03	A	W	110-91				
04/02/04	H	W	91-73				
12/26/04	H	W	109-74				
01/08/05	A	L	114-117				



## NBA DIRECTORY

### NEW YORK OFFICES

Olympic Tower  
645 Fifth Avenue  
New York, NY 10022  
Telephone: (212) 407-8000  
Fax: (212) 832-3861

### NEW JERSEY OFFICES

100 Plaza Drive  
Secaucus, NJ 07094  
Telephone: (201) 865-1500  
Fax: (201) 974-5973

### INTERNATIONAL OFFICES

#### Headquarters - NBA EMEA

Endeavour House  
189 Shaftesbury Avenue  
London, United Kingdom WC2H 8JR  
Telephone: +44-20-7420-8900

#### SPAIN

Pge. Empresarial "La Finca"  
Edif. 17A, 1a  
28223 Pozuelo de Alarcon, Madrid, Spain  
Telephone: +34-911-517-101  
Fax: +34-911-517-120

#### AFRICA

6th Floor GreenPark Corner, Cnr West Road  
South and Lower Road  
Morningside 2196  
Johannesburg, South Africa  
Telephone: +27-100-072-668

#### INDIA

Tower 1, 10th Floor  
Indiabulls Finance Center  
Senapati Bapat Marg Mumbai  
Maharashtra 400013  
Telephone: +91-22-6124-6100

#### LATIN AMERICA

##### Brazil

Av Borges de Medeiros, 633  
Sala 301 – Leblon  
Rio de Janeiro, RJ, Brazil 22430-041  
Telephone: +55-21-3206-6400  
Fax: +55-21-2586-6001

#### Mexico

Av Santa Fe 94, Torre A Piso 8, Colonia Zedec  
Santa Fe  
Mexico DF Mexico 01210  
Telephone: +52-55-88511159  
Fax: +52-55-88511111

#### CANADA

50 Bay Street  
Suite 1402  
Toronto, Ontario  
Canada M5J 3A5  
Telephone: (416) 682-2000  
Fax: (416) 364-0205

#### ASIA/PACIFIC

##### Hong Kong

Room 3101, Lee Gardens One  
33 Hysan Avenue  
Causeway Bay, Hong Kong  
Telephone: +852-2843-9600  
Fax: +852-2536-4808

##### Taiwan

Suite 1303, No. 88, Section 2  
Chung Hsiao East Road  
Taipei, Taiwan ROC 100  
Telephone: +886-2-2397-8000  
Fax: +886-2-2358-1098

##### Philippines

9/F Regus Office, Net Park  
5th Avenue Fort Bonifacio Global City  
Taguig, Philippines  
Telephone: +63-2-795-2446

##### China - Beijing

19th Floor, Office Tower 2, China Central Place  
No. 79 Jianguo Road, Chaoyang District  
Beijing, China 100025  
Telephone: +86-10-5200-8200  
Fax: +86-10-5200-8202

##### China - Shanghai

Unit 2703-2708, 27F, Tower 2 Plaza 66  
1366 Nanjing West Road, Jing An District  
Shanghai, China 200040  
Telephone: +86-21-6137-2200  
Fax: +86-21-6288-9920

## NBA KEY DATES & TERMS

### 2016

**September 8-10** Naismith Memorial Basketball Hall of Fame Enshrinement (Springfield, MA)  
**September 23** First allowable date for players participating in preseason NBA Global Games to report to their teams (no earlier than 11 a.m. local time)  
**September 24** Training Camps open for all teams participating in preseason NBA Global Games  
**September 26** First allowable date for all other players to report to their teams (no earlier than 11 a.m. local time)  
**September 27** Training Camps open for all other teams  
**October 1** NBA Canada Series 2016, Golden State Warriors vs. Toronto Raptors (Vancouver)  
**October 3** NBA Global Games 2016, Real Madrid vs. OKC Thunder (Madrid)  
**October 3** NBA Canada Series 2016, Toronto Raptors vs. Denver Nuggets (Calgary)  
**October 5** NBA Global Games 2016, FC Barcelona vs. OKC Thunder (Barcelona)  
**October 9** NBA Global Games 2016, Houston Rockets vs. New Orleans Pelicans (Shanghai)  
**October 12** NBA Global Games 2016, Houston Rockets vs. New Orleans Pelicans (Beijing)  
**October 21** NBA Preseason ends  
**October 24** Rosters set for NBA Opening Day  
**October 25** Start of the 2016-17 NBA Regular Season (NBA Tip-Off 2016)

### 2017

**January 5** 10-day contracts may now be signed  
**January 10** All contracts are guaranteed for the remainder of the season  
**January 12** NBA Global Games 2017, Phoenix Suns vs. Dallas Mavericks (Mexico City)  
**January 12** NBA Global Games 2017, Denver Nuggets vs. Indiana Pacers (London)  
**January 14** NBA Global Games 2017, Phoenix Suns vs. San Antonio Spurs (Mexico City)  
**February 17-19** NBA All-Star 2017 (New Orleans, LA)  
**March 1** Playoff Eligibility Waiver Deadline  
**April 12 – 15** Portsmouth Invitational Tournament (Portsmouth, VA)  
**April 12** Regular Season ends  
**April 14** Rosters set for NBA Playoffs 2017, 3 p.m. ET  
**April 15** NBA Playoffs 2017 begin  
**April 23** NBA Early Entry Eligibility Deadline (11:59 p.m. ET)  
**May 1** Conference Semifinals begin  
**May 9-15** NBA Draft Combine 2017 (Chicago)  
**May 16** Conference Finals begin (possible move up to May 14 or 15)  
**May 16** NBA Draft Lottery 2017  
**June 1** NBA Finals 2017 begin  
**June 12** NBA Draft Early Entry Entrant Withdrawal Deadline (5:00 p.m. ET)  
**June 18** The Finals 2017 latest possible date  
**June 22** NBA Draft 2017



## 2015-16 NBA STANDINGS/AWARD WINNERS

### EASTERN CONFERENCE

#### ATLANTIC DIVISION

	W	L	PCT	GB	HOME	ROAD
Toronto	56	26	.683	-	32-9	24-17
Boston	48	34	.585	8	28-13	20-21
New York	32	50	.390	24	18-23	14-27
Brooklyn	21	61	.256	35	14-27	7-34
Philadelphia	10	72	.122	46	7-34	3-38

#### CENTRAL DIVISION

	W	L	PCT	GB	HOME	ROAD
Cleveland	57	25	.695	-	33-8	24-17
Indiana	45	37	.549	12	26-15	19-22
Detroit	44	38	.537	13	26-15	18-23
Chicago	42	40	.512	15	26-15	16-25
Milwaukee	33	49	.402	24	23-18	10-31

#### SOUTHEAST DIVISION

	W	L	PCT	GB	HOME	ROAD
Miami	48	34	.585	-	28-13	20-21
Atlanta	48	34	.585	-	27-14	21-20
Charlotte	48	34	.585	-	30-11	18-23
Washington	41	41	.500	7	22-19	19-22
Orlando	35	47	.427	13	23-18	12-29

### WESTERN CONFERENCE

#### NORTHWEST DIVISION

	W	L	PCT	GB	HOME	ROAD
Oklahoma City	55	27	.671	-	32-9	23-18
Portland	44	38	.537	11	28-13	16-25
Utah	40	42	.488	15	24-17	16-25
Denver	33	49	.402	22	18-23	15-26
MINNESOTA	29	53	.354	26	14-27	15-26

#### PACIFIC DIVISION

	W	L	PCT	GB	HOME	ROAD
Golden State	73	9	.890	-	39-2	34-7
L.A. Clippers	53	29	.646	20	29-12	24-17
Sacramento	33	49	.402	40	18-23	15-26
Phoenix	23	59	.280	50	14-27	9-32
L.A. Lakers	17	65	.207	56	12-29	5-36

#### SOUTHWEST DIVISION

	W	L	PCT	GB	HOME	ROAD
San Antonio	67	15	.817	-	40-1	27-14
Dallas	42	40	.512	25	23-18	19-22
Memphis	42	40	.512	25	26-15	16-25
Houston	41	41	.500	26	23-18	18-23
New Orleans	30	52	.366	37	21-20	9-32

KIA NBA MOST VALUABLE PLAYER.....	Stephen Curry, Golden State Warriors
KIA NBA COACH OF THE YEAR.....	Steve Kerr, Golden State Warriors
KIA NBA ROOKIE OF THE YEAR.....	KARL-ANTHONY TOWNS, MINNESOTA TIMBERWOLVES
KIA NBA MOST IMPROVED PLAYER.....	CJ McCollum, Portland Trail Blazers
KIA NBA DEFENSIVE PLAYER OF THE YEAR.....	Kawhi Leonard, San Antonio Spurs
KIA NBA SIXTH MAN AWARD.....	Jamal Crawford, Los Angeles Clippers
J. WALTER KENNEDY CITIZENSHIP AWARD.....	Wayne Ellington, Brooklyn Nets
NBA SPORTSMANSHIP AWARD.....	Mike Conley, Memphis Grizzlies
NBA EXECUTIVE OF THE YEAR.....	R.C. Buford, San Antonio Spurs

### 2015-16 ALL-NBA TEAM

(By panel of sportswriters and broadcasters in the United States and Canada)

#### FIRST TEAM

LeBron James, Cleveland  
Kawhi Leonard, San Antonio  
DeAndre Jordan, L.A. Clippers  
Stephen Curry, Golden State  
Russell Westbrook, Oklahoma City

#### SECOND TEAM

Kevin Durant, Oklahoma City  
Draymond Green, Golden State  
DeMarcus Cousins, Sacramento  
Chris Paul, L.A. Clippers  
Damian Lillard, Portland

#### THIRD TEAM

Paul George, Indiana  
LaMarcus Aldridge, San Antonio  
Andre Drummond, Detroit  
Klay Thompson, Golden State  
Kyle Lowry, Toronto

### 2015-16 ALL-DEFENSE TEAM

(By panel of sportswriters and broadcasters in the United States and Canada)

#### FIRST TEAM

Kawhi Leonard, San Antonio  
Draymond Green, Golden State  
DeAndre Jordan, L.A. Clippers  
Avery Bradley, Boston  
Chris Paul, L.A. Clippers

#### SECOND TEAM

Paul Millsap, Atlanta  
Paul George, Indiana  
Hassan Whiteside, Miami  
Tony Allen, Memphis  
Jimmy Butler, Chicago

### 2015-16 ALL-ROOKIE TEAM

(By panel of sportswriters and broadcasters in the United States and Canada, regardless of position)

#### FIRST TEAM

KARL-ANTHONY TOWNS, MINNESOTA  
Kristaps Porzingis, New York  
Devin Booker, Phoenix  
Nikola Jokic, Denver  
Jahlil Okafor, Philadelphia

#### SECOND TEAM

Justise Winslow, Miami  
D'Angelo Russell, L.A. Lakers  
Emmanuel Mudiay, Denver  
Myles Turner, Indiana  
Willie Cauley-Stein, Sacramento





## 2015-16 NBA LEADERS

### SCORING AVERAGE

	G	FG	FT	PTS	AVG
Curry, G.S.	79	805	363	2375	30.1
Harden, Hou.	82	710	720	2376	29.0
Durant, OKC.	72	698	447	2029	28.2
Cousins, Sac.	65	601	476	1748	26.9
James, Cle.	76	737	359	1920	25.3
Lillard, Por.	75	618	414	1879	25.1
Davis, N.O.	61	560	326	1481	24.3
Westbrook, OKC.	80	656	465	1878	23.5
DeRozan, Tor.	78	614	555	1830	23.5
George, Ind.	81	605	454	1874	23.1
Thomas, Bos.	82	591	474	1823	22.2
K. Thompson, G.S.	80	651	193	1771	22.1
Anthony, N.Y.	72	567	334	1573	21.8
Lowry, Tor.	77	512	398	1634	21.2
Leonard, S.A.	72	551	292	1523	21.2
Butler, Chi.	67	470	395	1399	20.9
Walker, Cha.	81	568	371	1689	20.9
McCollum, Por.	80	641	187	1666	20.8
<b>WIGGINS, MIN.</b>	<b>81</b>	<b>594</b>	<b>430</b>	<b>1675</b>	<b>20.7</b>
Lopez, Bkn.	73	591	317	1501	20.6

### REBOUNDS PER GAME

	G	OFF	DEF	TOT	AVG
Drummond, Det.	81	395	803	1198	14.8
Jordan, LA-C	77	267	792	1059	13.8
Whiteside, Mia.	73	238	627	865	11.8
Howard, Hou.	71	238	597	835	11.8
Cousins, Sac.	65	158	589	747	11.5
Gasol, Chi.	72	155	638	793	11.0
Gobert, Utah	61	208	460	668	11.0
<b>TOWNS, MIN.</b>	<b>82</b>	<b>228</b>	<b>629</b>	<b>857</b>	<b>10.5</b>
Davis, N.O.	61	130	497	627	10.3
Randle, LA-L	81	172	657	829	10.2
Love, Cle.	77	149	613	762	9.9
Gortat, Was.	75	222	519	741	9.9
Green, G.S.	81	134	635	769	9.5
Pachulia, Dal.	76	249	469	718	9.4
Valanciunas, Tor.	60	184	363	547	9.1
Young, Bkn.	73	176	484	660	9.0
Millsap, Atl.	81	198	534	732	9.0
Thompson, Cle.	82	268	470	738	9.0
Vucevic, Orl.	65	174	402	576	8.9
Monroe, Mil.	79	218	478	696	8.8

### ASSISTS PER GAME

	G	AST	AVG
Rondo, Sac.	72	839	11.7
Westbrook, OKC.	80	834	10.4
Wall, Was.	77	789	10.2
Paul, LA-C	74	738	10.0
<b>RUBIO, MIN.</b>	<b>76</b>	<b>657</b>	<b>8.6</b>
Harden, Hou.	82	612	7.5
Green, G.S.	81	598	7.4
Lillard, Por.	75	512	6.8
James, Cle.	76	514	6.8
Curry, G.S.	79	527	6.7
Smith, N.O.-Phi.	77	502	6.5
Lowry, Tor.	77	494	6.4
Payton, Orl.	73	467	6.4
Jackson, Det.	79	492	6.2
Thomas, Bos.	82	509	6.2
Holiday, N.O.	65	391	6.0
Teague, Atl.	79	470	5.9
Dragic, Mia.	72	419	5.8
Williams, Dal.	65	378	5.8
Batum, Cha.	70	403	5.8

### FIELD GOAL PCT.

	FG	FGA	PCT
Jordan, LA-C	357	508	.703
Howard, Hou.	372	600	.620
Whiteside, Mia.	413	682	.606
Kanter, OKC.	414	719	.576
Gortat, Was.	433	764	.567
Valanciunas, Tor.	303	536	.565
Fariel, Den.	349	626	.558
<b>TOWNS, MIN.</b>	<b>625</b>	<b>1153</b>	<b>.542</b>
Lopez, N.Y.	357	662	.539
<b>DIENG, MIN.</b>	<b>308</b>	<b>579</b>	<b>.532</b>
Monroe, Mil.	491	941	.522
Noel, Phi.	306	587	.521
Drummond, Det.	552	1060	.521
James, Cle.	737	1416	.520
Favors, Utah	418	811	.515
Young, Bkn.	495	963	.514
Aldridge, S.A.	536	1045	.513
Jokic, Den.	307	600	.512
Lopez, Bkn.	591	1157	.511
Vucevic, Orl.	533	1046	.510

### 3-PT FIELD GOAL PCT.

	3FG	3GA	PCT
Redick, LA-C	200	421	.475
Curry, G.S.	402	886	.454
Leonard, S.A.	129	291	.443
Bayless, Mil.	101	231	.437
McDermott, Chi.	110	259	.425
K. Thompson, G.S.	276	650	.425
Dudley, Was.	100	238	.420
McCollum, Por.	197	472	.417
Parsons, Dal.	104	251	.414
Calderon, N.Y.	84	203	.414
Dellavedova, Cle.	98	239	.410
Casspi, Sac.	112	274	.409
G. Hill, Ind.	128	314	.408
Olynyk, Bos.	85	210	.405
M. Williams, Cha.	152	378	.402
Collison, Sac.	87	217	.401
Beverley, Hou.	124	310	.400
Fournier, Orl.	156	390	.400
Smith, Cle.	204	510	.400
Teague, Atl.	110	275	.400

### FREE THROW PCT.

	FT	FTA	PCT
Curry, G.S.	363	400	.908
Crawford, LA-C	245	271	.904
Durant, OKC.	447	498	.898
Paul, LA-C	294	328	.896
Nowitzki, Dal.	250	280	.893
Lillard, Por.	414	464	.892
Martin, Min.-S.A.	153	172	.890
Middleton, Mil.	277	312	.888
Redick, LA-C	182	205	.888
Irving, Cle.	169	191	.885
Leonard, S.A.	292	334	.874
K. Thompson, G.S.	193	221	.873
Anderson, N.O.	199	228	.873
Thomas, Bos.	474	544	.871
Williams, Dal.	179	206	.869
Gallinari, Den.	375	432	.868
Jackson, Det.	291	337	.864
Matthews, Dal.	126	146	.863
Harden, Hou.	720	837	.860
Hood, Utah	172	200	.860
George, Ind.	454	528	.860

### STEALS PER GAME

	G	STL	AVG
Curry, G.S.	79	169	2.14
<b>RUBIO, MIN.</b>	<b>76</b>	<b>162</b>	<b>2.13</b>
Paul, LA-C	74	152	2.05
Lowry, Tor.	77	158	2.05
Westbrook, OKC.	80	163	2.04
Ariza, Hou.	81	160	1.98
Rondo, Sac.	72	141	1.96
Wall, Was.	77	145	1.88
George, Ind.	81	152	1.88
Ellis, Ind.	81	150	1.85
Millsap, Atl.	81	147	1.81
Leonard, S.A.	72	128	1.78
Noel, Phi.	67	118	1.76
Crowder, Bos.	73	126	1.73
Allen, Mem.	64	110	1.72
Harden, Hou.	82	139	1.70
Middleton, Mil.	79	131	1.66
Butler, Chi.	67	110	1.64
Oladipo, Orl.	72	116	1.61
Covington, Phi.	67	105	1.57

### BLOCKS PER GAME

	G	BLK	AVG
Whiteside, Mia.	73	269	3.68
Jordan, LA-C	77	177	2.30
Gobert, Utah	61	135	2.21
Davis, N.O.	61	125	2.05
Gasol, Chi.	72	146	2.03
Ibaka, OKC.	78	148	1.90
Porzingis, N.Y.	72	134	1.86
Millsap, Atl.	81	139	1.72
Lopez, Bkn.	73	124	1.70
<b>TOWNS, MIN.</b>	<b>82</b>	<b>138</b>	<b>1.68</b>
Grant, Phi.	77	127	1.65
Bogut, G.S.	70	114	1.63
Biyombo, Tor.	82	133	1.62
Howard, Hou.	71	113	1.59
Lopez, N.Y.	82	129	1.57
Noel, Phi.	67	100	1.49
Horford, Atl.	82	121	1.48
Favors, Utah	62	91	1.47
Turner, Ind.	60	86	1.43
Cousins, Sac.	65	92	1.42

### MINUTES PER GAME

	G	MIN	AVG
Harden, Hou.	82	3125	38.1
Lowry, Tor.	77	2851	37.0
Butler, Chi.	67	2474	36.9
Caldwell-Pope, Det.	76	2789	36.7
Hayward, Utah	80	2893	36.2
Wall, Was.	77	2784	36.2
Middleton, Mil.	79	2852	36.1
DeRozan, Tor.	78	2804	35.9
Durant, OKC.	72	2578	35.8
Morris, Det.	80	2856	35.7
Lillard, Por.	75	2676	35.7
James, Cle.	76	2709	35.6
Walker, Cha.	81	2885	35.6
Davis, N.O.	61	2164	35.5
Ariza, Hou.	81	2859	35.3
Antetokounmpo, Mil.	80	2823	35.3
Rondo, Sac.	72	2537	35.2
Anthony, N.Y.	72	2530	35.1
<b>WIGGINS, MIN.</b>	<b>81</b>	<b>2845</b>	<b>35.1</b>
Batum, Cha.	70	2448	35.0



## 2016 NBA DRAFT

## FIRST ROUND

TEAM	PLAYER	SCHOOL/COUNTRY
1 - Philadelphia	Ben Simmons	Louisiana State University
2 - L.A. Lakers	Brandon Ingram	Duke University
3 - Boston	Jaylen Brown	University of California
4 - Phoenix	Dragan Bender	Croatia
5 - MINNESOTA	KRIS DUNN	PROVIDENCE COLLEGE
6 - New Orleans	Buddy Hield	University of Oklahoma
7 - Denver	Jamal Murray	University of Kentucky
8 - Sacramento	Marquesse Chriss	University of Washington
9 - Toronto	Jakob Poeltl	University of Utah
10 - Milwaukee	Thon Maker	Australia
11 - Orlando	Domantas Sabonis	Gonzaga University
12 - Utah	Taurean Prince	Baylor University
13 - Phoenix	Georgios Papagiannis	Greece
14 - Chicago	Denzel Valentine	Michigan State University
15 - Denver	Juan Hernangomez	Spain
16 - Boston	Guerschon Yabusele	France
17 - Memphis	Wade Baldwin	Vanderbilt University
18 - Detroit	Henry Ellenson	Marquette University
19 - Denver	Malik Beasley	Florida State University
20 - Indiana	Caris LeVert	University of Michigan
21 - Atlanta	DeAndre Bembry	Saint Joseph's University
22 - Charlotte	Malachi Richardson	Syracuse University
23 - Boston	Ante Zizic	Croatia
24 - Philadelphia	Timothe Luwawu	France
25 - L.A. Clippers	Brice Johnson	University of North Carolina
26 - Philadelphia	Furkan Korkmaz	Turkey
27 - Toronto	Pascal Siakam	New Mexico State University
28 - Phoenix	Skal Labissiere	University of Kentucky
29 - San Antonio	Dejounte Murray	University of Washington
30 - Golden State	Damion Jones	Vanderbilt University

## SECOND ROUND

TEAM	PLAYER	SCHOOL/COUNTRY
31 - Boston	Deyonta Davis	Michigan State University
32 - L.A. Lakers	Ivica Zubac	Croatia
33 - L.A. Clippers	Cheick Diallo	University of Kansas
34 - Phoenix	Tyler Ulis	University of Kentucky
35 - Boston	Rade Zagorac	Serbia
36 - Milwaukee	Malcolm Brogdon	University of Virginia
37 - Houston	Chinanu Onuaku	University of Louisville
38 - Milwaukee	Patrick McCaw	University of Nevada Las Vegas
39 - New Orleans	David Michineau	France
40 - New Orleans	Diamond Stone	University of Maryland
41 - Orlando	Stephen Zimmerman	University of Nevada Las Vegas
42 - Utah	Isaiah Whitehead	Seton Hall University
43 - Houston	Zhou Qi	China
44 - Atlanta	Isaia Cordinier	France
45 - Boston	Demetrius Jackson	University of Notre Dame
46 - Dallas	A.J. Hammons	Purdue University
47 - Orlando	Jake Layman	University of Maryland
48 - Chicago	Paul Zipser	Germany
49 - Detroit	Michael Gbinije	Syracuse University
50 - Indiana	Georges Niang	Iowa State University
51 - Boston	Ben Bantil	Providence College
52 - Utah	Joel Bolomboy	Weber State University
53 - Denver	Petr Cornelie	France
54 - Atlanta	Kay Felder	Oakland University
55 - Brooklyn	Marcus Paige	University of North Carolina
56 - Denver	Daniel Hamilton	University of Connecticut
57 - Memphis	Wang Shelin	China
58 - Boston	Abdel Nader	Iowa State University
59 - Sacramento	Isaiah Cousins	University of Oklahoma
60 - Utah	Tyrone Wallace	University of California



## NBA DEVELOPMENT LEAGUE

NBA D-League Office  
Olympic Tower, 645 5th Avenue; New York, NY 10022  
Media Relations: Joanna Shapiro (jshapiro@nba.com)  
Mike Perrelli (mperrelli@nba.com)



### AUSTIN SPURS

13581 Pond Springs Road, Suite 108, Austin, TX 78729  
Tel: (512) 236-8333; Fax: (512) 236-8444  
Arena: Cedar Park Center  
Media Relations Contact: Perri Travillion  
(ptravillion@attcenter.com)  
Website: www.austinspurs.com  
NBA Affiliation: San Antonio

### CANTON CHARGE

1101 Market Avenue North; Canton, OH 44702  
Tel: (866) 444-1944; Fax: (330) 489-1703  
Arena: Canton Memorial Civic Center  
Media Relations Contact: Sean Wyatt  
(swyatt@cantoncharge.com)  
Website: www.cantoncharge.com  
NBA Affiliation: Cleveland

### DELAWARE 87ERS

300 Martin Luther King Blvd., Ste. 200; Wilmington, DE 19801  
Tel: (302) 504-7587; Fax: (302) 351-5370  
Arena: Bob Carpenter Center  
Media Relations Contact: Alex Yoh  
(alexeyoh@sevens.com)  
Website: www.sevens.com  
NBA Affiliation: Philadelphia

### ERIE BAYHAWKS

110 East 8th Street; Erie, PA 16501  
Tel: (814) 790-5600; Fax: (814) 790-5608  
Arena: Erie Insurance Arena  
Media Relations Contact: Iris Rayburn  
(iris.rayburn@nbaerie.com)  
Website: www.nbaerie.com  
NBA Affiliation: Orlando

### FORT WAYNE MAD ANTS

1910 St. Joe Center Rd, Suite 61; Fort Wayne, IN 46825  
Tel: (260) 469-4667; Fax: (260) 469-4674  
Arena: Allen County War Memorial Coliseum  
Media Relations Contact: Vinessa Needham  
(vneedham@fortwaynehoops.com)  
Website: www.fortwaynehoops.com  
NBA Affiliations: Indiana

### GRAND RAPIDS DRIVE

40 Monroe Center NW, Ste 11; Grand Rapids MI 49503  
Tel: (844) 473-7483  
Arena: DeltaPlex Arena  
Media Relations Contact: Sarah Parfet Jbara  
(spj@nbagrandrapids.com)  
Website: www.nbagrandrapids.com  
NBA Affiliation: Detroit

### GREENSBORO SWARM

2411 West Gate City Blvd.; Greensboro, NC 27403  
Tel: (336) 907-3600  
Arena: The Fieldhouse at the Greensboro Coliseum Complex  
Media Relations Contact: Katerina Kienle  
(kkienle@gsoswarm.com)  
Website: www.gsoswarm.com  
NBA Affiliation: Charlotte

### IOWA ENERGY

730 3rd Street; Des Moines, Iowa 50309  
Tel: (515) 564-8550; Fax: (515) 564-8551  
Arena: Wells Fargo Arena  
Media Relations Contact: Seth Nutting  
(sethn@iowanba.com)  
Website: www.iowanba.com  
NBA Affiliation: Memphis

### LONG ISLAND NETS

168 39th Street, 8th Floor; Brooklyn, NY 11232  
Tel: (718) 215-2299; Fax: (718) 522-3544  
Arena: Barclays Center  
Media Relations Contact: Megan Walsh  
(mw Walsh@brooklynnets.com)  
Website: www.longislandnets.com  
NBA Affiliation: Brooklyn

### LOS ANGELES D-FENDERS

555 North Nash Street; El Segundo, CA 90245  
Tel: (310) 426-6000; Fax: (310) 426-6031  
Arena: Toyota Sports Center  
Media Relations Contact: T.C. Greene  
(tgroene@d-fenders.com)  
Website: www.d-fenders.com  
NBA Affiliation: Los Angeles Lakers

### MAINE RED CLAWS

413 Congress Street; Portland, ME 04101  
Tel: (207) 210-6655; Fax: (207) 210-6659  
Arena: Portland Exposition Building  
Media Relations Contact: Evans Boston  
(eboston@maineredclaws.com)  
Website: www.maineredclaws.com  
NBA Affiliation: Boston

### NORTHERN ARIZONA SUNS

3201 N. Main Street; Prescott Valley, AZ 86314  
Tel: (928) 772-7867  
Arena: Prescott Valley Event Center  
Media Relations Contact: Ashley Stovall  
(astovall@nazsuns.com)  
Website: www.nazsuns.com  
NBA Affiliation: Phoenix

### OKLAHOMA CITY BLUE

208 Thunder Drive, Oklahoma City, OK 73102  
Tel: (405) 208-4800; Fax: (405) 429-7900  
Arena: Cox Convention Center  
Media Relations Contact: TBD  
(TBD)  
Website: www.oklahomacityblue.com  
NBA Affiliation: Oklahoma City

### RAPTORS 905

5600 Rose Cherry Place; Mississauga, ON L4Z4B6  
Tel: (416) 815-5600 Fax: (416) 357-9205  
Arena: Hershey Centre  
Media Relations Contact: TBD  
(TBD)  
Website: www.raptors905.com  
NBA Affiliation: Toronto

### RENO BIGHORNS

50 West Liberty Street, Ste. 201; Reno, NV 89501  
Tel: (775) 853-8200  
Arena: Reno Event Center  
Media Relations Contact: Kyle Jones (kjones@renobighorns.com)  
Website: www.renobighorns.com  
NBA Affiliation: Sacramento

### RIO GRANDE VALLEY VIPERS

4500 North 10th Street, Suite 315; McAllen, TX 78504  
Tel: (956) 972-1144; Fax: (956) 972-1150  
Arena: State Farm Arena  
Media Relations Contact: Anwar Chagollan  
(anwar@rgvfc.com)  
Website: www.rgvipers.com  
NBA Affiliation: Houston

### SALT LAKE CITY STARS

301 West South Temple; Salt Lake City, UT 84101  
Tel: (801) 325-2500  
Arena: Lifetime Activities Center – Bruin Arena  
Media Relations: Gina Calvert  
(gina.calvert@slcstars.com)  
NBA Affiliation: Utah

### SANTA CRUZ WARRIORS

903 Pacific Avenue, Suite 101; Santa Cruz, CA 95060  
Tel: (831) 731-4396; Fax: (831) 466-3201  
Arena: Kaiser Permanente Arena  
Media Relations Contact: Gina Antonello  
(gantonello@santacruzbasketball.com)  
Website: www.santacruzbasketball.com  
NBA Affiliation: Golden State

### SIOUX FALLS SKYFORCE

2131 South Minnesota Ave; Sioux Falls, SD 57105  
Tel: (605) 332-0605; Fax: (605) 332-2305  
Arena: Sanford Pentagon  
Media Relations Contact: Matt Dykstra  
(mdykstra@skyforceonline.com)  
Website: www.skyforceonline.com  
NBA Affiliation: Miami

### TEXAS LEGENDS

2601 Avenue of the Stars, Suite 300; Frisco, TX 75034  
Tel: (214) 469-0822; Fax: (214) 469-0823  
Arena: Dr. Pepper Arena  
Media Relations Contact: Britney Wynn  
(bwynn@texlegends.com)  
Website: www.texlegends.com  
NBA Affiliation: Dallas

### WESTCHESTER KNICKS

198 Central Ave.; White Plains, NY 10606  
Tel: (914) 559-6888  
Arena: Westchester County Center  
Media Relations Contact: Katie Hatch (Katie.hatch@msg.com)  
Website: www.westchesternicks.com  
NBA Affiliation: New York

### WINDY CITY BULLS

5333 Prairie Stone Parkway, Hoffman Estates, IL 60192  
Tel: (847) 396-7070  
Arena: Sears Centre  
Media Relations Contact: Cedric Quackenbush  
(cquackenbush@bulls.com)  
Website: www.windycitybulls.com  
NBA Affiliation: Chicago



## 2015-16 NBA D-LEAGUE STANDINGS/AWARD WINNERS

ATLANTIC DIVISION	W	L	PCT	GB	HOME	ROAD
Maine Red Claws	31	19	.620	0	15-10	16-9
Westchester Knicks	28	22	.560	3	13-12	15-10
Raptors 905	23	27	.460	8	10-15	13-12
Delaware 87ers	21	29	.420	10	13-12	8-17
Erie Bayhawks	12	38	.240	19	9-16	3-22

CENTRAL DIVISION	W	L	PCT	GB	HOME	ROAD
Sioux Falls Skyforce	40	10	.800	0	22-3	18-7
Canton Charge	31	19	.620	9	18-7	13-12
Iowa Energy	26	24	.520	14	14-11	12-13
Grand Rapids Drive	21	29	.420	19	14-11	7-18
Fort Wayne Mad Ants	20	30	.400	20	13-12	7-18

PACIFIC DIVISION	W	L	PCT	GB	HOME	ROAD
Reno Bighorns	33	17	.660	0	20-5	13-12
Los Angeles D-Fenders	27	23	.540	6	17-8	10-15
Bakersfield Jam	22	28	.440	11	13-12	9-16
Idaho Stampede	20	30	.400	13	13-12	7-18
Santa Cruz Warriors	19	31	.380	14	12-13	7-18

SOUTHWEST DIVISION	W	L	PCT	GB	HOME	ROAD
Austin Spurs	30	20	.600	0	15-10	15-10
Rio Grande Valley Vipers	29	21	.580	1	18-7	11-14
Texas Legends	23	27	.460	7	13-12	10-15
Oklahoma City Blue	19	31	.380	11	10-15	9-16

<b>MOST VALUABLE PLAYER</b> .....	Jamell Stokes, Sioux Falls Skyforce
<b>DENNIS JOHNSON COACH OF THE YEAR</b> .....	Dan Craig, Sioux Falls Skyforce
<b>DEFENSIVE PLAYER OF THE YEAR</b> .....	DeAndre Liggins, Sioux Falls Skyforce
<b>ROOKIE OF THE YEAR</b> .....	Quinn Cook, Canton Charge
<b>JASON COLLIER SPORTSMANSHIP AWARD</b> .....	Scott Suggs, Raptors 905
<b>IMPACT PLAYER OF THE YEAR</b> .....	Ryan Gomes, Los Angeles D-Fenders
<b>MOST IMPROVED PLAYER</b> .....	Axel Toupane, Raptors 905

### 2016 NBA DEVELOPMENT LEAGUE POSTSEASON RESULTS QUARTERFINALS

Sioux Falls Skyforce 2, Westchester Knicks 0  
April 5 - Sioux Falls 109, Westchester 95  
April 8 - Sioux Falls 112, Westchester 105

Canton Charge 2, Maine Red Claws 0  
April 5 - Canton 115, Maine 114  
April 7 - Canton 123, Maine 117

Los Angeles D-Fenders 2, Reno Bighorns 1  
April 7 - Los Angeles 126, Reno 116  
April 10 - Reno 123, Los Angeles 116  
April 12 - Los Angeles 111, Reno 108

Austin Spurs 2, Rio Grande Valley Vipers 1  
April 5 - Rio Grande 136, Austin 133 (OT)  
April 7 - Austin 116, Rio Grande 91  
April 9 - Austin 89, Rio Grande 88

### CONFERENCE FINALS

Sioux Falls Skyforce 2, Canton Charge 0  
April 12 - Sioux Falls 112, Canton 104  
April 17 - Sioux Falls 117, Canton 85

Los Angeles D-Fenders 2, Austin Spurs 1  
April 14 - Los Angeles 102, Austin 97  
April 17 - Austin 91, Los Angeles 83  
April 20 - Los Angeles 117, Austin 104

### FINALS

Sioux Falls Skyforce 2, Los Angeles D-Fenders 1  
April 24 - Sioux Falls 104, Los Angeles 99  
April 26 - Los Angeles 109, Sioux Falls 102  
April 27 - Sioux Falls 91, Los Angeles 63

### 2015-16 ALL-NBA DEVELOPMENT LEAGUE TEAMS

#### FIRST TEAM

Erick Green, Reno  
Vander Blue, Los Angeles  
Jamell Stokes, Sioux Falls  
Jeff Ayres, Idaho/Los Angeles  
Alex Stepheson, Iowa

#### SECOND TEAM

Jimmer Fredette, Westchester  
Will Cummings, Rio Grande Valley  
Coty Clarke, Maine  
Nick Minnerath, Canton  
DeAndre Liggins, Sioux Falls

#### THIRD TEAM

Sean Kilpatrick, Delaware  
Quinn Cook, Canton  
Devin Ebanks, Grand Rapids  
Ryan Gomes, Los Angeles  
Jordan Bachynski, Westchester

### 2015-16 DEVELOPMENT LEAGUE ALL-DEFENSIVE TEAM

Aaron Craft, Santa Cruz  
Keith Appling, Erie  
Jordan Bachynski, Westchester  
DeAndre Liggins, Sioux Falls  
Micheal Eric, Texas

### 2015-16 DEVELOPMENT LEAGUE ALL-ROOKIE TEAM

Quinn Cook, Canton Charge  
Will Cummings, Rio Grande Valley  
Dakari Johnson, Oklahoma City  
JJ O'Brien, Idaho  
Greg Whittington, Sioux Falls





## NBA CARES

NBA Cares is the league's global social responsibility program that builds on the NBA's mission of addressing important social issues. NBA Cares programs and participants have provided more than 3.7 million hours of hands-on service and created more than 1,040 places where kids and families can live, learn or play in communities around the world. The NBA also engages more than 12 million youth annually, inspiring play and teaching the values of the game. NBA Cares works with internationally recognized youth-serving programs that support education, youth and family development, and health-related causes, including: Thurgood Marshall College Fund, Special Olympics, YMCA of the USA, Boys & Girls Clubs of America, UNICEF, the Make-A-Wish Foundation, Share Our Strength and GLSEN.



# ***COMMUNITY***

MINNESOTA TIMBERWOLVES

**POWER  
OF  
THE PACK**





# MINNESOTA TIMBERWOLVES FASTBREAK FOUNDATION

PRESENTED BY

— ROGER AND NANCY —  
**MCCABE FOUNDATION**

A spirit of giving and community involvement has helped define the Timberwolves organization since its inception. The Minnesota Timberwolves FastBreak Foundation has remained a steady community partner by contributing millions of dollars and hundreds of player appearances to help charitable causes throughout the state of Minnesota.

The mission of the FastBreak Foundation is to provide and support hands-on programs that positively impact Minnesota youth. Through giving, education, and basketball opportunities, the Foundation enables young people to make responsible decisions, contribute to their future and experience life-long memories.

The FastBreak Foundation has signature programs that accompany the monthly themes during the Timberwolves season, in which the Foundation focuses its outreach on a particular area of giving. Each month, the Foundation works to make an impact through feature events throughout the community, in-game elements and grants to organizations that best fit the monthly theme and fulfills the mission of the Foundation. The FastBreak Foundation is proud to be supported by the Roger and Nancy McCabe Foundation.



## OCTOBER

In October the FastBreak Foundation celebrates New Seasons, New Beginnings, presented by U.S. Bank. This reflects the excitement and opportunity a new NBA season brings not only to basketball enthusiasts, but also the communities in which we play. It means highlighting those who work hard to create new opportunities for Minnesota's youth; creating renewed spaces, energy and attitudes for learning and community development.



## NOVEMBER

Operation: Minnesota Heroes month, presented by the Roger & Nancy McCabe Foundation and POPP Communications, serves to honor and recognize Minnesota troops and their families. The FastBreak Foundation works to ensure that those servicemen and women who dutifully serve their country have an opportunity to be recognized by the Timberwolves and their fans.

To honor members of the military the FastBreak Foundation will host "Military Appreciation - Open Practice." Over 100 soldiers will attend a Timberwolves practice and get to participate in special elements.







### DECEMBER

Season of Giving month focuses on organizations and events that work to make the holidays a happier time for those in need. In addition to hands-on events that directly impact Minnesotans in need during this special time of year, the FastBreak Foundation also works to recognize those in the community who embody the spirit of the season through their work to assist others.

The Season of Giving is highlighted by the Timberwolves' annual "Holiday Shopping for Kids" event, where the entire team hosts over 20 deserving children that are up for adoption at Target for a surprise spending spree for the holiday season.



### JANUARY

WolvesFit month, presented by Mayo Clinic Sports Medicine, features activities and organizations that focus on health and fitness for Minnesota youth. Being active and staying fit is vital for people of all ages, and the FastBreak Foundation encourages youth to get on the path to being fit at an



### FEBRUARY

Education and fostering a love of reading are an integral part of the FastBreak Foundation's efforts in the community, and March is the month when this endeavor takes center stage. During Read to Achieve month, the Timberwolves work hard to put books in the hands of Minnesota children and offer incentives to keep reading.

A highlight of the Foundation's Read to Achieve month is a staff-wide effort of all Timberwolves & Lynx employees to read to children during the month. With staff member visiting elementary classrooms in local schools, the Timberwolves annually spend more than 100 hours in the classroom and reach over 3,000 students during the month.







### MARCH

WolvesCare month turns the FastBreak Foundation's attention to some of the Timberwolves smallest fans, but those with the biggest hearts: children suffering with terminal or long-term illnesses or disorders. The Foundation works to support and encourage these courageous children and their families, as well as, raise awareness for some of the illnesses that impact their lives.

WolvesCare is highlighted by the "Mall of America Takeover" event, where players gather to treat over 15 kids that are battling illnesses and disorders to a day of fun and surprises at the Mall of America.



### APRIL

Think Green month focuses on raising awareness for environmental causes and highlighting eco-friendly efforts in the community. Throughout the month of April, the Minnesota Timberwolves will also find ways to 'Think Green' and to help reduce waste in our environment. Events include honoring Heroes in the Making, grants and an eco-friendly student activity.





# TASTE

OF THE TIMBERWOLVES



Now in its 22nd year, Taste of the Timberwolves is the signature fundraising gala of the Timberwolves FastBreak Foundation. Offering an elegant evening of food and fun, fans are invited to join Wolves players and coaches in sampling the cuisine from some of the Twin Cities finest restaurants and bidding on unique memorabilia and once-in-a-lifetime experiences, all while benefiting the FastBreak Foundation and its programming. Over the past 21 years, the Taste of the Timberwolves has raised more than \$4 million for the Foundation.





## FOUNDATION EVENTS



### TIMBERWOLVES SUMMER CARAVAN

The Minnesota Timberwolves hit the road each summer, partnering with U.S. Bank to visit communities around the region spreading the excitement of Timberwolves basketball. Highlighting free youth basketball clinics, the Timberwolves Summer Caravan has made more than 100 stops throughout the Upper Midwest since the program began 26 years ago.



### STARTING 5 READING PROGRAM

While the FastBreak Foundation spotlights reading as part of its monthly theme for March, the Timberwolves' commitment to helping young people develop a life-long love of reading never stops. For 4 weeks in the fall, the Foundation, along with the Roger and Nancy McCabe Foundation, challenges elementary students to pledge to read at least 500 pages. All students who complete the program receive a Timberwolves Prize Pack and the top 3 readers being recognized in a special on-court ceremony.

Now in its 14th season, the Timberwolves Starting 5 Reading Program, has reached more than 1,500 schools around the state, with students logging more than 20 million pages in that time.



### TICKETS FOR KIDS

Each season, the FastBreak Foundation works with players, coaches and donors to purchase tickets for children who might not otherwise have the opportunity to experience a Timberwolves game in person. The Foundation works with more than 300 organizations across the state of Minnesota that provide services for economically or socially disadvantaged children and has provided tickets to over 35,000 children.



## FOUNDATION EVENTS



### BOOK MOBILE

The FastBreak Foundation is proud to foster the love of reading with Minnesota youth through our Read to Achieve program. The Foundation and the Roger and Nancy McCabe Foundation has created the Timberwolves and Lynx Book Mobile, a mobile library used to spread the love of reading throughout Minnesota. The Book Mobile offers students an incentive to read by giving them a chance to pick out their very own book to keep, allowing them to read at school and at home. Students also will receive fun prizes and meet Timberwolves mascot Crunch!



### FASTBREAK FOUNDATION GRANTS

Each month during the 2016-17 season the FastBreak Foundation will focus on a specific area of giving. The month will feature events and two \$5,000 grants to organizations that best fits the theme and fulfills the mission of the Foundation.



For more information on the FastBreak Foundation's programs, please visit [www.timberwolves.com/community](http://www.timberwolves.com/community)