

# *POWER OF THE PACK*



ONE. HUNGRY. PACK.

PRESENTED BY  
**usbank**



2015  
2016

## TIMBERWOLVES MEDIA GUIDE



## MAYO CLINIC SQUARE

In June 2015, the Timberwolves opened their new state-of-the-art training center that features cutting-edge technology and equipment. At 107,000 sq. ft., the facility is twice the size of the average NBA training center and will play a significant role in recruiting free agents and giving players the ability to develop their full potential.

The facility, a \$25 million all private investment, is home to the team's training center, basketball and business operations, the Mayo Clinic Sports Medicine Center and the Timberwolves and Lynx Basketball Academy. Occupying the third and fourth floors of a former movie theater, the facility includes expanded training areas and two basketball courts, with the Timberwolves and Lynx each having a primary court.

The team's medical provider, the world-renowned Mayo Clinic, operates a sports medicine center directly connected to the courts, giving players convenient access to one of the most sophisticated and respected medical systems in the world.



### FACILITY BY THE NUMBERS:

107,000 total square feet. Finished spaces include:

- \* 52,000 sq. ft. Timberwolves and Lynx basketball operations
- \* 23,000 sq. ft. Timberwolves and Lynx corporate headquarters
- \* 20,000 sq. ft. Mayo Clinic Sports Medicine Center
- \* 7,500 sq. ft. Mayo Clinic and Timberwolves & Lynx shared space

### PLAYER/TEAM AMENITIES:

- \* Three plunge treatment pools and one therapy pool
  - o Consist of more than 8,400 gallons of water
- \* Three steam rooms and two saunas
- \* Five locker rooms and two film rooms
- \* 9 ft. doors and 8 ft. showerheads to accommodate tall athletes
- \* Player lounge and nutrition center
- \* 24/7, 365 access to the court and training areas







## TARGET CENTER RENOVATIONS

Construction on the \$128.9 million renovation of Target Center is slated to begin in Summer 2016.

Some highlights of the renovation include additional gathering spaces, clubs, a focus on traffic flow, improved guest amenities and preservation of recent investments. In addition to a redone exterior, the main entrance to the building will shift to the corner of 1st Ave and 6th St. and feature a five-story glass atrium.

### PROJECT TIMELINE:

**Phase 1 Summer 2016:** Suite Level, Scoreboard, Acoustic Improvements

**Phase 2 Fall 2016-Spring 2017:** Exterior Work Begins, Loading Dock, Marshalling Yard

**Phase 3 Summer 2017:** New Lobby Built, Locker Rooms, Dressing Rooms, Public Restrooms, Concourse Improvements, Additional Club Spaces, Food and Beverage Improvements

Additionally, this year the Timberwolves announced an extension of the naming rights deal with Target Corporation. At 25 years, Target Center is the longest running naming rights deal in American professional sports.

Target Center is a City-owned community asset that's been heavily used for 25 years. It is the 6th busiest building in the nation, and 17th busiest in the world. It hosts about 200 events annually, and about a million visitors pass through its doors every year.



TARGET  CENTER  
**RENOVATION**  
A SENSIBLE MINNESOTA SOLUTION



# 2015-16 SCHEDULE

## OCTOBER/NOVEMBER

SUN	MON	TUE	WED	THU	FRI	SAT
			9:30 LAL		8:00 DEN	
	7:00 POR			7:00 MIA		5:00 CHI
	7:00 ATL	7:00 CHA		7:00 GSW	6:00 IND	
2:30 MEM		6:30 MIA	6:00 ORL		7:00 DET	
2:30 LAC	7:00 PHI		7:00 ATL		9:00 SAC	

## DECEMBER

SUN	MON	TUE	WED	THU	FRI	SAT
		7:00 ORL				7:00 POR
	7:00 LAC		7:00 LAL		8:00 DEN	
2:30 PHO		7:00 DEN	6:30 NYK		7:00 SAC	
12:00 BKN	6:30 BOS		7:00 SAS			7:00 IND
	7:30 SAS		7:00 UTA	5:00 DET		

## JANUARY

SUN	MON	TUE	WED	THU	FRI	SAT
						7:00 MIL
	6:00 PHI		7:00 DEN		7:00 CLE	
2:30 DAL		7:00 OKC	7:00 HOU		6:00 OKC	
2:30 PHO		7:00 NOP	7:30 DAL			7:00 MEM
8:00 POR	6:00 CLE		7:00 OKC		8:00 UTA	

## FEBRUARY

SUN	MON	TUE	WED	THU	FRI	SAT
		9:30 LAL	9:30 LAC			7:00 CHI
	7:00 NOP		7:00 TOR			
2016 NBA ALL-STAR GAME					7:00 MEM	7:00 NYK
	7:00 BOS		6:30 TOR			6:00 NOP
6:00 DAL						

## MARCH

SUN	MON	TUE	WED	THU	FRI	SAT
			7:00 WAS		7:00 MIL	7:00 BKN
	6:00 CHA	7:00 SAS			7:00 OKC	
	9:00 PHO		7:00 MEM		7:00 HOU	
	7:00 GSW		7:00 SAC		6:00 WAS	7:00 UTA
	7:00 PHO		7:00 LAC			

## APRIL

SUN	MON	TUE	WED	THU	FRI	SAT
					8:00 UTA	
2:30 DAL		9:30 GSW		9:00 SAC		9:30 POR
	7:00 HOU		7:00 NOP			

HOME AWAY







## TABLE OF CONTENTS

### PLAYERS

2014-15 Roster.....	7
Nemanja Bjelica.....	8
Lorenzo Brown.....	9
Gorgui Dieng.....	11
Kevin Garnett.....	14
Tyus Jones.....	18
Zach LaVine.....	19
Kevin Martin.....	21
Andre Miller.....	24
Shabazz Muhammad.....	27
Adreian Payne.....	29
Nikola Pekovic.....	31
Tayshaun Prince.....	34
Ricky Rubio.....	37
Damjan Rudež.....	40
Karl-Anthony Towns.....	42
Andrew Wiggins.....	43
Foreign Assets.....	45

### FRONT OFFICE

Staff Directory.....	47
Glen Taylor & Limited Partners.....	49
Rob Moor.....	50
Chris Wright.....	50
Milt Newton.....	51
Flip Saunders.....	52
Sam Mitchell.....	54
Assistant Coaches.....	55
Basketball Staff.....	56
Training Staff.....	58
Medical Staff.....	59
Executive Staff.....	60
Staff Photos.....	63
Ticket Information.....	70
Target Center/AEG Staff.....	71
Crunch.....	72
Timberwolves Dancers.....	73

### MEDIA

Public Relations Staff.....	75
Media Information.....	76
Wolves Traveling Media.....	76
TV Broadcast Team.....	77
Radio Broadcast Team.....	78

### 2014-15 REVIEW

Roster/Final Statistics.....	80
Game-By-Game Results.....	81
Season Summary.....	82
Team Notes.....	83
Game-By-Game Statistics.....	84
Season Superlatives.....	85
Top Individual Performances.....	86
Individual Highs.....	87

### HISTORY

2013-14 Season Review.....	90
2012-13 Season Review.....	92
2011-12 Season Review.....	94
2010-11 Season Review.....	96
2009-10 Season Review.....	98
2008-09 Season Review.....	100
2007-08 Season Review.....	102
2006-07 Season Review.....	104
2005-06 Season Review.....	106
2004-05 Season Review.....	108
2003-04 Season Review.....	110
2002-03 Season Review.....	112
2001-02 Season Review.....	114
2000-01 Season Review.....	116
1999-00 Season Review.....	118
1998-99 Season Review.....	120
1997-98 Season Review.....	122
1996-97 Season Review.....	124
1995-96 Season Review.....	126
1994-95 Season Review.....	128
1993-94 Season Review.....	130
1992-93 Season Review.....	132
1991-92 Season Review.....	134
1990-91 Season Review.....	136
1989-90 Season Review.....	138
Former Player Statistics.....	140
All-Time Jersey Numbers.....	169
Retired Numbers.....	170
All-Time College Roster.....	171
Wolves Drafts.....	172
Wolves Transactions.....	173
Wolves History.....	179
Team Name & Logo History.....	184

### RECORDS

Wolves Individual Records.....	186
Wolves Team Highs.....	188
Wolves Team Lows.....	189
Wolves Rookie Records.....	190
Opponent Individual Records.....	191
Opponent Team Highs.....	192
Opponent Team Lows.....	193
Target Center Records.....	194
Two-Team Records.....	196
Wolves Honor Roll.....	197
Wolves Among League Leaders.....	198
Miscellaneous Records.....	199
Year-By-Year Leaders.....	205
Individual Season Highs.....	208
Career Leaders.....	209
All-Time vs. NBA.....	210
All-Time Games.....	212
Leaders vs. Wolves.....	213
Head Coaching Records.....	214
Attendance.....	215

### PLAYOFFS

Wolves Individual Playoff Records.....	217
Wolves Team Playoff Highs/Lows.....	219
Opponent Individual Playoff Records.....	220
Opponent Team Playoff Highs/Lows.....	222
2004 Playoffs vs. Los Angeles.....	223
2004 Playoffs vs. Sacramento.....	224
2004 Playoffs vs. Denver.....	225
2003 Playoffs vs. Los Angeles.....	226
2002 Playoffs vs. Dallas.....	227
2001 Playoffs vs. San Antonio.....	228
2000 Playoffs vs. Portland.....	229
1999 Playoffs vs. San Antonio.....	230
1998 Playoffs vs. Seattle.....	231
1997 Playoffs vs. Houston.....	232
Individual Career Playoff Statistics.....	233

### NBA

Team Directories.....	235
NBA Directory/NBA Key Dates & Terms.....	264
2014-15 NBA Standings/Awards.....	265
2014-15 NBA Leaders.....	266
2015 Draft Results.....	267
D-League Directory.....	268
2014-15 D-League Standings/Awards.....	269
NBA Cares.....	270

### COMMUNITY

FastBreak Foundation.....	272
Monthly Themes.....	273
Taste of the Timberwolves.....	275
Foundation Events.....	276

## 2015-16 CREDITS

### EXECUTIVE EDITOR

Alex King

### EDITORIAL CONTRIBUTORS

Aaron Seehusen

Dan Bell

Kylie Crull

Kara Hille

### ART DIRECTION & DESIGN

Kim Gleffe

### VP OF COMMUNICATIONS

Brad Ruiters

### SR. VP OF MARKETING &

### COMMUNICATIONS

Ted Johnson

### CREATIVE SERVICES SR. MANAGER

Henry Moore

### GRAPHIC DESIGNER

Addie Borgh

### PRODUCTION MANAGER

John Schissel

### PHOTOGRAPHY

David Sherman

© 2015 Minnesota Timberwolves All NBA and team insignia depicted in this publication are the property of the NBA Properties, Inc. and the respective teams of the NBA and may not be reproduced for commercial purposes without the prior written consent of NBA Properties, Inc. The information contained in this publication was compiled by the Minnesota Timberwolves and is provided as a courtesy to our fans and the press and may be used only for personal or editorial purposes. Any commercial use of this information is prohibited without the prior written consent of the Minnesota Timberwolves.



**PLAYERS**



#88 Nemanja Bjelica

FORWARD  
HEIGHT · 6-10  
WEIGHT · 240  
BIRTHDAY · 05.09.88  
PRIOR · Fenerbahce Ulker  
YEARS · R



#7 Lorenzo Brown

GUARD  
HEIGHT · 6-2  
WEIGHT · 189  
BIRTHDAY · 08.26.90  
PRIOR · North Carolina State  
YEARS · 2



#5 Gorgui Dieng

CENTER  
HEIGHT · 6-11  
WEIGHT · 241  
BIRTHDAY · 01.18.90  
PRIOR · Louisville  
YEARS · 2



#21 Kevin Garnett

FORWARD  
HEIGHT · 6-11  
WEIGHT · 240  
BIRTHDAY · 05.19.76  
PRIOR · Farragut Academy HS  
YEARS · 20



#1 Tyus Jones

GUARD  
HEIGHT · 6-2  
WEIGHT · 195  
BIRTHDAY · 05.10.96  
PRIOR · Duke  
YEARS · R



#8 Zach LaVine

GUARD  
HEIGHT · 6-5  
WEIGHT · 189  
BIRTHDAY · 03.10.95  
PRIOR · UCLA  
YEARS · 1



#23 Kevin Martin

GUARD  
HEIGHT · 6-7  
WEIGHT · 199  
BIRTHDAY · 02.01.83  
PRIOR · Western Carolina  
YEARS · 11



#24 Andre Miller

GUARD  
HEIGHT · 6-3  
WEIGHT · 200  
BIRTHDAY · 03.19.76  
PRIOR · Utah  
YEARS · 16



#15 Shabazz Muhammad

FORWARD  
HEIGHT · 6-6  
WEIGHT · 223  
BIRTHDAY · 11.13.92  
PRIOR · UCLA  
YEARS · 2



#33 Adreian Payne

FORWARD  
HEIGHT · 6-10  
WEIGHT · 237  
BIRTHDAY · 02.19.91  
PRIOR · Michigan State  
YEARS · 1



#14 Nikola Pekovic

CENTER  
HEIGHT · 6-11  
WEIGHT · 307  
BIRTHDAY · 01.03.86  
PRIOR · Panathinaikos  
YEARS · 5



#12 Tayshaun Prince

FORWARD  
HEIGHT · 6-9  
WEIGHT · 212  
BIRTHDAY · 02.28.80  
PRIOR · Kentucky  
YEARS · 13



#9 Ricky Rubio

GUARD  
HEIGHT · 6-4  
WEIGHT · 194  
BIRTHDAY · 10.21.90  
PRIOR · FC Barcelona  
YEARS · 4



#10 Damjan Rudež

FORWARD  
HEIGHT · 6-10  
WEIGHT · 228  
BIRTHDAY · 06.17.86  
PRIOR · CAI Zaragoza  
YEARS · 1



#32 Karl-Anthony Towns

FORWARD/CENTER  
HEIGHT · 7-0  
WEIGHT · 244  
BIRTHDAY · 11.15.95  
PRIOR · Kentucky  
YEARS · R



#22 Andrew Wiggins

FORWARD  
HEIGHT · 6-8  
WEIGHT · 199  
BIRTHDAY · 02.23.95  
PRIOR · Kansas  
YEARS · 1



Flip Saunders

HEAD COACH




Sam Mitchell

INTERIM HEAD COACH



Sid Lowe

ASSISTANT COACH



Ryan Saunders

ASSISTANT COACH



David Adelman

ASSISTANT COACH



Bryan Gates

ASSISTANT COACH





## NEMANJA BJELICA | 88

FORWARD

HEIGHT 6-10

WEIGHT 240 lbs.

BIRTHDATE May 9, 1988 in Belgrade, Serbia

EXPERIENCE Rookie

ACQUIRED Via trade from Washington on June 24, 2010

DRAFTED 2010, 2nd round (35th overall) by the Washington Wizards

### NBA CAREER NOTES

Signed by the Timberwolves on July 14, 2015... Acquired by the Timberwolves in a draft-day trade on June 24, 2010 from Washington along with the draft rights to Lazar Hayward in exchange for the rights to Trevor Booker and Hamady N'diaye... Selected by the Washington Wizards with the 35th overall pick in the 2010 NBA Draft.

### PROFESSIONAL NOTES

Spent the last two seasons with Fenerbahce in the TBL and the previous three with Caja Laboral in Spain... **2014-15:** With Fenerbahce Ulker, averaged 11.5 points and 8.2 rebounds in 63 combined games between Euroleague and Turkish Basketball League (TBL) play... Shot 54.1% from the floor and 37.4% from three-point range... Named Euroleague MVP after averaging 12.1 points and 8.5 rebounds in 27.8 minutes during league play... Helped lead Fenerbahce to the Euroleague Final Four for the first time in franchise history before losing in the semi-finals to Real Madrid... Named to the 2014-15 All-Euroleague First Team and the 2014-15 Euroleague March MVP... **2013-14:** In his first season with Fenerbahce Ulker, averaged 8.5 points and 5.8 rebounds in 37 games during TBL play... Played in 24 games during Euroleague play, averaging 10.4 points and 6.1 rebounds... **2012-13:** With Caja Laboral in Spain's Liga ACB, averaged 9.8 points and 5.7 rebounds in 33 league games... In 26 Euroleague games, averaged 9.9 points and 4.8 rebounds per game... **2011-12:** With Caja Laboral, averaged 6.2 points and 3.8 rebounds in 40 ACB games... Averaged 4.8 points and 2.1 rebounds in 10 Euroleague games... **2010-11:** In his first season with Caja Laboral, averaged 3.9 points and 2.0 rebounds in 22 league games... Averaged 1.2 points and 1.7 rebounds in 13 Euroleague contests... **2009-10:** With Crvena Zvezda in Serbia's KLS league... Averaged 18.9 points and 7.4 rebounds in 16 KLS games... Played in 12 Eurocup games, averaging 8.5 points and 5.8 rebounds... **2008-09:** In his first season with Crvena Zvezda, averaged 4.6 points and 2.8 rebounds in 11 KLS games... Averaged 4.8 points and 1.8 rebounds in 12 Eurocup games... **2007-08:** Began his professional career with Traiskirchen in the Austrian Basketball League (ABL), averaging 8.5 points and 3.5 rebounds in 26 games.

### INTERNATIONAL NOTES

Member of the Serbian Senior National Team since 2009... Most recently competed with Serbia in EuroBasket 2015, averaged a team-high 13.9 points and 6.6 rebounds per game in Serbia's fourth place finish... Averaged 11.9 points and 6.9 rebounds per game as Serbia won the silver medal in the 2014 FIBA Basketball World Cup... Shot 43.2% from the floor and 81.6% from the free throw line... A member of the 2009 European Championship squad that won a silver medal, averaging 2.6 points and 5.1 rebounds in minutes per game... Also competed with the team at the 2010 FIBA World Championship, as well as the 2011 and 2013 European Championships.

### PERSONAL NOTES

Born May 9, 1988 in Belgrade, Serbia... Bjelica is the son of Milovan and Slavica Bjelica... He credits legendary Serbian and European coach Svetislav Pesic with much of his basketball development... Former NBA player Nenad Krstic was the best man at Bjelica's wedding... Twitter handle: @Bjelica88... Name is pronounced NEH-men-yah bee-a-lihzt-ah.



## LORENZO BROWN | 7

GUARD

HEIGHT 6-2

WEIGHT 189 lbs.

BIRTHDATE August 26, 1990 in Roswell, Ga.

COLLEGE North Carolina State

HIGH SCHOOL Hargrave Military Academy (Chatham, Va.)

EXPERIENCE Two years

ACQUIRED Signed to a 10-day contract on Jan. 28, 2015

DRAFTED 2013, 2nd round (52nd overall) by the Minnesota Timberwolves

### 2014-15 SEASON

Finished his second season in the NBA, having initially signed a 10-day contract with the Wolves on Jan. 28 and later inking a two-year deal on Feb. 19... Appeared in 29 of 38 contests after arriving in Minnesota, drawing nine DNP-CDs... Netted 4.2 ppg, 2.4 apg and 3.1 spg in 18.9 mpg, shooting 42.6% from the floor and 63.2% from the FT line... Posted a 3.00-to-1 ast/TO ratio (90 assists, 30 TOs) on the season; he also swiped 28 steals in 549 minutes (2.45 stl/48), highlighted by a six-game stretch (Mar. 18-27) that saw him collect 13 steals... Started seven games, averaging 6.7 ppg (41.7%), 4.1 rpg, 5.7 apg and 1.43 spg in those outings (36.4 mpg)... Chipped in a career-high 13 points in the Apr. 15 finale vs. Oklahoma City, his fourth double-digit scoring night... Hauled down a game- and career-high nine rebounds Mar. 25 vs. the L.A. Lakers... Made his first NBA start Jan. 31 vs. Cleveland, posting career bests in minutes (47:55) and assists (nine); it was one of six times he led the Wolves in assists... Made his Wolves debut by scoring 11 points Jan. 28 vs. Boston... Saw action in 19 games with the D-League's Grand Rapids Drive, tallying 16.8 ppg (50.0%), 5.2 rpg and 3.9 apg in 31.8 mpg.

### NBA CAREER NOTES

Signed by Minnesota to a two-year contract on Feb. 19, 2015; he'd originally been signed by the Wolves to the first of two 10-day contracts on Jan. 28, 2015... Waived by Detroit on Oct. 20, 2014; he'd signed with the Pistons as an unrestricted free agent on Sept. 25, 2014... Waived by Philadelphia on Mar. 14, 2014, having signed with the Sixers as an unrestricted free agent on Nov. 20, 2013... Waived by Minnesota on Oct. 25, 2013... Selected by the Timberwolves in the 2nd round (52nd overall) of the 2013 NBA Draft... **2013-14 (Philadelphia):** Completed his rookie NBA season by appearing in 26 games with Philadelphia... Averaged 2.5 ppg, 1.1 rpg and 1.6 apg in 8.6 mpg, shooting 30.2% from the floor and 69.2% from the line... Registered season highs with eight points and three steals in 23:46 vs. Portland on Dec. 14... Dealt a season-best six assists (adding two blocks) Dec. 11 at Minnesota... Also saw action in 12 games for the Sixers' D-League affiliate Delaware 87ers, then finished the season with the Springfield Armor... In 20 total D-League contests, he averaged 17.3 ppg (45.7%), 4.5 rpg and 6.3 apg while logging 31.1 mpg.

### COLLEGE NOTES

Started 95 of 101 games during his three-year career at North Carolina State, averaging 11.6 ppg... One of only three players in school history to record over 500 career assists (589)... Selected Second Team All-ACC as a junior and Third Team All-ACC as a sophomore... In 2012-13, he averaged 12.4 ppg and led the ACC in assists (7.2 apg – 6th in the nation) while ranking 2nd in the conference in steals (2.0 spg)... Had nine double-digit assist performances, six of which resulted in point/assist double-doubles... As a sophomore in 2011-12, he averaged 6.3 apg – ranking 2nd in the ACC – and led the league in steals (1.8 spg).

### PERSONAL NOTES

Born Aug. 26, 1990 in Roswell, Ga... Majored in parks, recreation and tourism management at N.C. State... Twitter handle: @Zo\_Brown.



CAREER HIGHS

Minutes	48	01/31/15	Minnesota vs Cleveland
Field Goals	6	04/15/15	Minnesota vs Oklahoma City
Field Goal Attempts	11	04/10/15	Minnesota at L.A. Lakers (Twice)
Three-Point Field Goals	2	01/28/15	Minnesota vs Boston
Three-Point Attempts	4	04/10/15	Minnesota at L.A. Lakers (Twice)
Free Throws	3	01/28/15	Minnesota vs Boston
Free Throw Attempts	4	01/28/15	Minnesota vs Boston
Offensive Rebounds	3	03/16/15	Minnesota vs Brooklyn
Defensive Rebounds	8	03/25/15	Minnesota vs L.A. Lakers
Rebounds	9	03/25/15	Minnesota vs L.A. Lakers
Assists	9	01/31/15	Minnesota vs Cleveland
Steals	3	04/10/15	Minnesota at L.A. Lakers (5 times)
Turnovers	5	12/11/13	Philadelphia at Minnesota
Blocked Shots	2	03/30/15	Minnesota vs Utah (Twice)
Points	13	04/15/15	Minnesota vs Oklahoma City

NBA REGULAR SEASON STATS

Year/Team	G	MIN	FIELD GOALS			3-POINT FG			FREE THROWS			REBOUNDS			AST	PF	STL	BLK	PTS	AVG
			FG	FGA	PCT	FG	FGA	PCT	FT	FTA	PCT	OFF	DEF	TOT						
13-14/PHI	26	224	26	86	.302	3	30	.100	9	13	.692	8	20	28	41	19	13	3	64	2.5
14-15/MIN	29	549	52	122	.426	6	28	.214	12	19	.632	14	56	70	90	49	28	6	122	4.2
Career	55	773	78	208	.375	9	58	.155	21	32	.656	22	76	98	131	68	41	9	186	3.4





## GORGUI DIENG | 5

CENTER

HEIGHT 6-11

WEIGHT 241 lbs.

BIRTHDATE January 18, 1990 in Kebemer, Senegal

COLLEGE Louisville

HIGH SCHOOL Huntington St. Joseph Prep (Huntington, West Virginia)

EXPERIENCE Two years

ACQUIRED Via trade from Utah on June 27, 2013

DRAFTED 2013, 1st round (21st overall) by the Utah Jazz

### 2014-15 SEASON

Ended his second NBA campaign prematurely, missing the final nine games due to concussion-like symptoms sustained Mar. 29 at New Orleans... He'd played in each of the Wolves' 73 games to that point, including 49 starts... Raised his averages across the board from his rookie season, tallying 9.7 ppg, 8.3 rpg, 2.0 apg and 1.73 bpg in 30.0 mpg while shooting 50.6% from the field and 78.3% from the FT line... Ranked 21st in the NBA in rebounding and 12th in blocked shots; his 126 total blocks are good for 9th on the Wolves' all-time single-season list (Kevin Garnett owns six of the top eight)... Registered 18 point/rebound double-doubles and was Minnesota's top rebounder on 37 occasions... Blocked a career-high six shots Mar. 19 at New York; the minute total (48:14) is also a career best... Had five blocks on two other occasions (Feb. 9 vs. Atlanta, Dec. 26 at Denver)... Totaled 21 points and 14 rebounds Mar. 13 at Oklahoma City, his fifth career 20/10 effort and third 20+ point outing of the season... Scored 14 points with four rebounds and three assists in the BBVA Rising Stars Challenge on Feb. 13, as part of All-Star Weekend in New York... Pulled in a season-high 18 rebounds Jan. 26 at Oklahoma City, one of 26 double-digit nights... Led the Wolves with a career-high 22 points and 12 rebounds Jan. 5 vs. Denver, and posted 15 points and 16 rebounds Dec. 3 vs. Philadelphia... Dealt a career-high eight assists Nov. 28 at the L.A. Lakers, and picked off a career-high five steals Nov. 19 vs. New York... Had his 2015-16 contract option exercised on Oct. 19.

### NBA CAREER NOTES

Acquired by the Timberwolves on draft night (June 27, 2013) along with the draft rights to Shabazz Muhammad (14th overall) from the Utah Jazz in exchange for the draft rights to Trey Burke (9th overall)... Selected by the Utah Jazz with the 21st overall selection in the 2013 NBA Draft... **2013-14 (Minnesota):** Named Western Conference Rookie of the Month for March... Saw action in 60 games overall, including 33 of the final 35; he averaged 4.8 ppg and and 5.0 rpg (in 13.6 mpg) while shooting 49.8% from the floor and 63.4% from the FT line... Started 15 of the final 18 contests, averaging 12.0 ppg and 11.3 rpg in 30.2 mpg and hitting 52.8% (84-for-159) from the floor in those 18 while collecting nine double-doubles... Hit the game-winning shot with :04.6 left Apr. 11 vs. Houston, capping a 12-point, 20-rebound performance... Became the fifth player in Wolves history to record a 20-point/20-rebound game Mar. 20 at Houston (22 pts/21 reb), joining Kevin Garnett, Tom Gugliotta, Al Jefferson and Kevin Love... He's also just the fourth NBA rookie in the past 20 years to accomplish that feat (Joe Smith, Tim Duncan, DeJuan Blair)... Also dealt a season-high four assists in the Mar. 20 game at Houston... Made his first start Mar. 16 vs. Sacramento; the five blocks tied a team season best.

### INTERNATIONAL NOTES

Averaged tournament-highs in both points (22.9 ppg) and rebounds (14.9 rpg) for Senegal during AfroBasket 2015... Helped Senegal reach the knockout stage of the 2014 FIBA World Cup where they were eliminated by host nation Spain... Averaged a team-high 16 points and 10.7 rebounds per game... Recorded three double-doubles in five group stage games, including a 27-point outburst against Croatia... Totaled 16 points, 11 rebounds and five steals and hit a game-winning three-pointer at the buzzer in leading Senegal to a 66-65 victory over Team USA Midwest in the 2009 Nike Global Challenge in Oregon on Aug. 8, 2009.

### COLLEGE NOTES

**2012-13:** BIG EAST Defensive Player of the Year and an All-BIG EAST first team selection... Averaged 8.7 points, 7.3 rebounds and 2.5 blocked shots in six NCAA Tournament games... Narrowly missed a triple-double in the BIG EAST Championship title game vs. Syracuse with nine points, nine rebounds and a career-high eight assists... Scored a career-high 23 points against Seton Hall (10-of-11 FG), adding eight rebounds and three blocked shots (2/23/13)... In league games only, he led in the BIG EAST Conference in rebounding (10.8 rpg) and was second in blocked shots (2.8 bpg)... In overall statistics, he ranked second in the BIG EAST Conference and 29th nationally in rebounding (9.4 rpg), and third in the league and 24th nationally in blocked shots (2.5)... **2011-12:** Led the BIG EAST and was eighth nationally in blocked shots (3.2 per game), was third in the league in rebounding (9.1; 45th in the nation) and seventh in field goal percentage (.525)... His 128 blocked shots as a sophomore were a new UofL single season record... He swatted six shots three times (vs. Memphis, Kentucky, Seton Hall) and seven on three occasions (vs. St. John's, Rutgers, Michigan St)... Had 11 double-doubles as a sophomore, the latest being 11 points, 13 rebounds and four steals at Cincinnati... His 11 double-doubles were third in the BIG EAST... Named to the BIG EAST All-Tournament team after averaging 8.8 points, 9.0 rebounds and 3.3 blocked shots while shooting 68.2 percent from the field in the



four games... **2010-11:** Ranked third in the BIG EAST and 53rd nationally in blocks (1.9)... Blocked a shot in 24 of his 29 games as a freshman, with multiple swats in 13 games... Blocked at least four shots in five games, including rejecting five against Seton Hall and at USF in his first two BIG EAST games... Produced his first career double-double with 13 points and a career-high 12 rebounds against Connecticut (2/18/11).

PERSONAL NOTES

Born on Jan. 18, 1990, in Kebemer, Senegal... Son of Momar Dieng and Seynabou Diagne... One of eight children in his family... Majored in communication at Louisville... Speaks five languages (Spanish, French, Italian, English and his native Wolof)... Honored at The White House on June 23, 2013 as President Obama welcomed the 2013 NCAA Champion Louisville Cardinals for a celebration... Averaged 15.4 points, 12.6 rebounds and 7.2 blocked shots as a senior at Huntington St. Joseph Prep in Huntington, West Virginia... Enjoys playing video games in his spare time... Twitter handle: @GorguiDieng.



CAREER HIGHS

Minutes	48	03/19/15	Minnesota at New York
Field Goals	9	03/19/15	Minnesota at New York (Twice)
Field Goal Attempts	16	03/20/14	Minnesota at Houston
Three-Point Field Goals	1	01/19/15	Minnesota at Charlotte (Twice)
Three-Point Attempts	1	03/22/15	Minnesota vs Charlotte (7 times)
Free Throws	10	03/20/14	Minnesota at Houston
Free Throw Attempts	11	03/20/14	Minnesota at Houston
Offensive Rebounds	10	04/11/14	Minnesota vs Houston
Defensive Rebounds	14	12/03/14	Minnesota vs Philadelphia
Rebounds	21	03/20/14	Minnesota at Houston
Assists	8	11/28/14	Minnesota at L.A. Lakers
Steals	5	11/19/14	Minnesota vs New York
Turnovers	6	03/25/15	Minnesota vs L.A. Lakers (Twice)
Blocked Shots	6	03/19/15	Minnesota at New York
Points	22	01/05/15	Minnesota vs Denver (Twice)

NBA REGULAR SEASON STATS

Year/Team	G	MIN	FIELD GOALS			3-POINT FG			FREE THROWS			REBOUNDS			AST	PF	STL	BLK	PTS	AVG
			FG	FGA	PCT	FG	FGA	PCT	FT	FTA	PCT	OFF	DEF	TOT						
13-14/MIN	60	818	113	227	.498	1	1	1.000	59	93	.634	103	197	300	39	108	30	50	286	4.8
14-15/MIN	73	2193	259	512	.506	1	6	.167	191	244	.783	223	386	609	146	188	71	126	710	9.7
Career	133	3011	372	739	.503	2	7	.286	250	337	.742	326	583	909	185	296	101	176	996	7.5





## KEVIN GARNETT | 21

FORWARD

HEIGHT 6-11

WEIGHT 240 lbs.

BIRTHDATE May 19, 1979 in Mauldin, S.C.

HIGH SCHOOL Farragut Academy (Chicago, Illinois)

EXPERIENCE 20 years

ACQUIRED Via trade from Brooklyn on Feb. 19, 2015

DRAFTED 1995, 1st round (5th overall) by the Minnesota Timberwolves

### 2014-15 SEASON

Returned to Minnesota to finish his 20th NBA season, after being acquired from Brooklyn on Feb. 19 in exchange for Thaddeus Young... He's the 12th player to enlist for two separate stints with the Wolves, having played 12 seasons (1995-96 through 2006-07) in his first tour after being selected by Minnesota in the 1st round of the 1995 NBA Draft... Saw action in five games for the Wolves, being sidelined for the final 15 due to a sore left knee; he'd appeared in 42 contests with Brooklyn prior to the trade... On the season, he averaged 6.9 ppg, 6.6 rpg and 1.6 apg in a career-low 20.3 mpg, shooting 46.7% from the floor and 80.0% from the FT line... The Mar. 7 game vs. Portland was the 1424th of his career, tying Kevin Willis for 5th on the league's all-time list... Scored 12 points Mar. 2 vs. the L.A. Clippers, his first double-figure night since returning to Minnesota (one of 13 overall), and pulled down eight rebounds Feb. 25 vs. Washington... Posted three point/rebound double-doubles, bringing his career total to 741; among active players, only Tim Duncan (830) has collected more... Blocked a season-high three shots vs. New York on Feb. 6, and handed out a season-best seven assists Nov. 9 vs. Orlando... Overtook Walt Bellamy (14,241) for 9th place on the NBA's all-time rebounding list on Nov. 7 vs. New York, and moved past Nate Thurmond (14,464) with his 11-board effort vs. the Clippers on Feb. 2... Registered season highs with 18 points and 14 rebounds Nov. 1 at Detroit (logging a season-high 35:02).

### NBA CAREER NOTES

Signed by Minnesota to a contract on July 10, 2015... Acquired by Minnesota from Brooklyn on Feb. 19, 2015... Acquired by Brooklyn from Boston on July 12, 2013... Signed by Brooklyn to a three-year contract on June 30, 2012... Acquired by Boston from Minnesota on July 31, 2007, and signed to a three-year extension... Signed to a five-year extension on Oct. 1, 2003... Signed to a six-year extension on Oct. 1, 1997... Signed by Minnesota on Oct. 2, 1995... Selected by Minnesota in the 1st round (5th overall) of the 1995 NBA Draft... **2013-14 (Brooklyn):** Played in and started 54 games, averaging 6.5 points and 6.6 rebounds in 20.5 minutes per game... Scored in double figures 12 times (Brooklyn went 9-3)... Led the team in rebounds a team-high 24 times, and registered a team-high eight games of 10+ rebounds, including a Nets' season-high-tying 14 rebounds (11/15 at PHX)... Totaled three point/rebound double-doubles... Matched a Nets' season-high with five blocked shots 2/3 vs. PHI... Became the third player in NBA history (Kareem Abdul-Jabbar and Karl Malone) to record 25,000 points, 14,000 rebounds and 5,000 assists... Became the second active player (Tim Duncan) and 18th player in NBA history to record 2,000 blocks (2/3 vs. PHI)... Moved into fifth place in NBA history in minutes played (48,910) behind Kareem Abdul-Jabbar, Karl Malone, Jason Kidd and Elvin Hayes... Moved into ninth place in NBA history in games played (1,377), 77 games more than the next active player (Ray Allen)... Missed 20 games due to injury (19 games – back spasms, one game – sprained right ankle)... **2012-13 (Boston):** Averaged 14.8 points, 7.8 rebounds, 2.3 assists, 1.15 steals and 0.91 blocks in 29.7 minutes per game... Passed Allen Iverson for 17th all-time on the NBA scoring list when he recorded 15 points against Chicago on Nov. 12... Passed Oscar Robertson for 13th in most field goals attempted in NBA history against Brooklyn on Nov. 15... Recorded his 13,500th career rebound against Brooklyn on Dec. 25... passed Sam Perkins for 14th all-time in games played when he stepped onto the court against Indiana on Jan. 4... Passed Patrick Ewing for 16th all-time in points scored against New Orleans on Jan. 16... Named as a starter for the Eastern Conference in the 2013 NBA All-Star game in Houston... Netted a new season-high of 27 points to go along with 10 boards on Feb. 6 against Toronto... Netted 20 points, a season-high 18 rebounds, had six assists, two steals and three blocks in 47 minutes against Denver on Feb. 10... Passed Wes Unseld for 10th all-time in rebounds against Indiana on Mar. 6 when he grabbed 10 boards... Passed John Stockton for sixth all-time in minutes played against Brooklyn on Apr. 10... Led or tied for the team lead in points in 15 games, in rebounds 28 times, in assists four times, in steals 16 times, in blocks 27 times and in minutes once... Recorded 61 games with 10 or more points including eight games with 20 or more points... Recorded 19 double-doubles... **2011-12 (Boston):** Averaged 15.8 points, 8.2 rebounds, 2.9 assists, and 1.02 blocks in 31.1 minutes per game... Was named the NBA's Eastern Conference Player of the Week for the week ending April 15 when he averaged 20.0 points, 10.8 rebounds, 2.5 assists, 1.3 steals and 1.0 block... Recorded his first double-double of the season when he notched 14 points and 12 rebounds against New Jersey on Jan. 4... Grabbed his 10,000th career defensive rebound, joining just Karl Malone and Robert Parish in accomplishing that feat in NBA history, against New York on Feb. 3... Posted a season-high 25 points to go along with 10 rebounds against Milwaukee on Feb. 29... In his 36 games starting at center he averaged 16.8 points, 8.7 rebounds, 3.2 assists, 1.11 steals and 1.17 blocks in 31.5 minutes per game... Also shot 50.7% from the field and 87.1% from the free throw line... Recorded 53 games with 10 or more points including 19 games of 20 or more... Recorded 19 double-doubles...



Led the Celtics in scoring in 16 games, in rebounds 29 times, in steals 16 times and in blocks 19 times... **2010-11 (Boston):** Averaged 14.9 points, 8.9 rebounds, 2.4 assists, 1.34 steals and 0.80 blocks in 31.3 minutes per game... Recorded 28 double-doubles... Scored 10 or more points 60 times, 20 or more points 13 times... Led the C's in scoring in 14 games, in rebounds in 38 games, in assists in four games, in steals in 24 games and in blocks in 24 games... Recorded game-winning bucket against Philadelphia with 1.4 seconds remaining (12/9)... Named to an NBA record 14th consecutive All-Star game tying Shaquille O'Neal, Karl Malone and Jerry West... Recorded his 23,000th career point against Utah (2/28)... Recorded a season-high 28 points to go along with 13 boards against Phoenix (3/2)... **2009-10 (Boston):** Averaged 14.3 points, 7.3 rebounds, 2.7 assists, 0.99 steals and 0.83 blocks in 29.9 minutes per game... Became the youngest player in NBA history to reach 40,000 career minutes when he played against Orlando (11/20)... Garnett reached the milestone at the age of 33 years and 185 days beating previous mark set by Oscar Robertson (34 years, 39 days)... Named Eastern Conference Player of the Week for the week ending 12/6 when he averaged 19.7 points, 7.3 rebounds and 4.3 assists, his 19th time winning the honor... Named a starter for the Eastern Conference All-Star team for the 2010 All-Star Game in Dallas... **2008-09 (Boston):** Averaged 15.8 points, 8.5 rebounds, 2.5 assists, 1.11 steals and 1.19 blocks in 31.1 minutes per game... Missed a total of 24 games due to injuries (two due to flu-like symptoms (2/1-2/3/09) and 22 due to a right knee strain (2/22-3/18/09; 3/27-4/15/09)... Scored in double-figures in 52 games and netted 20 or more points 10 times... Led the C's in scoring in 11 games, rebounds in 27 games, steals in 12 games and in blocks in 26 games... Became the youngest player in NBA history to play in 1,000 career games on 10/31 vs. Chicago at 32 years and 165 days... Posted 22 double-doubles on the season... **2007-08 (Boston):** Averaged 18.8 points, 9.2 rebounds, 3.4 assists, 1.41 steals and 1.28 blocks in 32.8 minutes per game... Named NBA's Defensive Player of the Year... Was named Eastern Conference Player of the Week three times during the season (November 11, 2007, March 23, 2008 and April 13, 2008), the 16th, 17th and 18th times that he has won the award... Scored 27 points and grabbed 19 rebounds while dishing out six assists against Atlanta (11/9)... Led Celtics in rebounding 45 times, in scoring 26 times, in assists 16 times, in steals 22 times and in blocks 33 times... Notched 29 double-doubles... Scored 20 or more points 36 times... Netted his 20,000th career point against Memphis (3/8) to become the 32nd player in NBA history to achieve that milestone... **2006-07 (Minnesota):** Led Minnesota in scoring, rebounding, steals, blocks and minutes, and placing second in assists behind Ricky Davis... Played in 76 games, missing the last five with a sore right quadriceps... Suspended by the NBA for one game on Jan. 21 for his actions Jan. 19 against Detroit... Finished among the league's top 40 in eight of the nine major categories, including 14th in scoring (22.4 ppg), 16th in blocked shots (1.66 bpg) and 8th in minutes (39.4 mpg)... Led the NBA in rebounding (12.8 rpg) for the fourth straight season, becoming just the fourth player in league history to accomplish that feat (Wilt Chamberlain twice, Moses Malone, Dennis Rodman)... Collected 22 points and 20 rebounds against Miami (3/30), his 30th career 20/20 outing... Snared a season-high 22 rebounds at Seattle (3/23); his 20 defensive rebounds were an NBA season best, and marked his fifth career game with 20+... Put in 30+ points on 10 occasions... He exploded for a season-high 44 points against Phoenix (1/29) (three shy of his own club record), the fourth 40+ night of his career... Led Minnesota across the board (pts/reb/ast) nine times, most recently in Atlanta (3/10); he also tied a season-high with five blocks in that game... Recorded his third triple-double of the year (19th career) at Boston (3/4) with 33 points, 13 rebounds, 10 assists... Started for the Western Conference in the 2007 All-Star Game, collecting seven points, six rebounds and four assists; it was his 10th straight All-Star appearance and eighth start... Named Western Conference Player of the Week for Jan. 1-7, the 15th honor of his career... Scored his 19,000th career point at New York (4/6)... Hauled down his 10,000th career rebound against New Jersey (1/13), becoming the 32nd player in NBA history to reach that mark... Blocked his 1500th shot against Seattle (12/29), and handed out the 4000th assist of his career at Portland (1/24)... **2005-06 (Minnesota):** Started 76 contests before sitting out the final six with tendinitis in his right knee... Averaged 21.8 ppg and a league-leading 12.7 rpg while hitting 52.6% from the floor... Piled up a league-leading 62 point/rebound double-doubles, he finished the season by averaging 15.0 rpg in his last 29 appearances... Hauled in a season-high 22 rebounds at Charlotte (4/4), part of his third 20-point/20-rebound night... Tallied 23 points and 21 rebounds against Golden State (3/5), and added 24 points and 21 boards against San Antonio (12/15)... Pumped in a season-high 37 points against Sacramento (3/19)... Made his ninth consecutive NBA All-Star Game appearance Feb. 19 in Houston, collecting nine rebounds and four assists... Topped the NBA in Efficiency Rating (30.30)... Ranked ninth in FG accuracy, 16th in scoring, 39th in assists (4.1 apg), 21st in blocks (1.41 bpg), 22nd in steals (1.37 spg) and 17th in minutes (38.9 mpg)... Selected Western Conference Player of the Week on 1/17, his lone such honor of the year... Snared his 9,000th rebound at Boston (1/18), and

scored his 16,000th point at Sacramento (12/4)... **2004-05 (Minnesota):** Wrapped up a decade in Minnesota by starting all 82 games... Named All-NBA Second Team and All-NBA Defensive First Team... Tallied 22.2 ppg, a league-best 13.5 rpg and 5.7 apg (tops among NBA front court players), his sixth straight 20/10/5 effort (only player in NBA history to accomplish feat, Larry Bird, five times)... Finished among the league's top 30 in seven of the nine major categories, including 20th in FG accuracy (50.2%)... Paced the Wolves across the board (pts/reb/ast) 30 times; he collected a league-leading 69 double-doubles, and was one of only three players (Marion, B. Wallace) with both 100+ blocks and 100+ steals... Named Western Conference Player of the Month for March... Contributed 10 points in the 2005 NBA All-Star Game on Feb. 20 in Denver, his eighth straight All-Star appearance... Scored his 15,000th career point against Chicago (2/13), becoming the 12th player in NBA history to amass at least 15,000 points, 8,000 rebounds and 3,000 assists... Tied his career-high (and club record) with 25 rebounds against Orlando (1/12)... Poured in a career-high and franchise-record 47 points against Phoenix (1/4), his third career 40-point performance... **2003-04 (Minnesota):** Named the NBA's Most Valuable Player after totaling 1,219 points in MVP balloting, including 120 of a possible 123 first-place votes... Named All-NBA First Team and All-NBA Defensive First Team... Started all 82 games posting career-highs in scoring (24.2 ppg) and rebounds (a league-leading 13.9 rpg)... Also averaged 5.0 apg (ranking second among frontcourt players) to notch his fifth consecutive 20/10/5 campaign... Finished with 1,987 total points and 1,139 rebounds, becoming just the fifth player in NBA history (and the first in 29 years) to lead the league in both categories... Topped the Wolves in scoring 50 times, on the glass 74 times and in assists on 27 occasions... Named Western Conference Player of the Month four times (December, January, February, April), the first player in the award's 25-year history to be so honored; he also picked up four Western Conference Player of the Week mentions... Made his seventh straight All-Star Game appearance February 15 at Staples Center, tallying 12 points, seven rebounds and six assists... Erupted for 33 points and a career-high-tying 25 rebounds at Sacramento (12/5), his sixth career 30-point/20-rebound outing... Led the NBA in Efficiency Rating (33.13) and ranked third in scoring, 11th in blocks (2.17 bpg), 11th in minutes (39.4 mpg) and 11th in FG accuracy (49.9%)... Scored his 13,000th point against Philadelphia (2/1); he'd tallied point number 12,000 at Orlando (11/7)... **2002-03 (Minnesota):** Started all 82 games and posted 23.0 ppg, 13.4 rpg, a career-high 6.0 apg and a career-best 40.5 mpg... Named to the NBA All-League First Team, NBA All-Defensive First Team and All-Interview First Team while finishing runner-up for Most Valuable Player and Defensive Player of the Year... Named MVP of the 52nd NBA All-Star Game on February 9, scoring 37 points with nine rebounds and five steals in the West's 155-145 double-OT win in Atlanta... Finished ninth in the NBA in scoring, second in rebounding, and 13th (first among forwards) in assists; first player since Bird in 1989-90 to rank among the league's top 15 in all three categories... Also shot 50.2% (11th in the NBA), helping him compile a league-leading efficiency rating of 32.07... Led the NBA with six triple-doubles; he came up one assist shy of triple-doubles on six other occasions... Named Western Conference Player of the Month for both February and April... Named Western Conference Player of the Week on Nov. 25... **2001-02 (Minnesota):** Named to the NBA All-League Second Team, NBA All-Defensive First Team and All-Interview Second Team... Posted 59 point/rebound double-doubles, finishing second in the NBA in that category; also ranked third in rebounding and first among forwards in assists... Led the Wolves in rebounding on 61 occasions (24 of the final 26)... Minnesota's top scorer 46 times, with 50 efforts of 20+ (and a dozen 30+)... Named Western Conference Player of the Month for February... Scored 14 points and grabbed 12 rebounds in the 2002 All-Star Game, held February 10 in Philadelphia... Finished with eight points at San Antonio (2/4), before being ejected with 9:49 left in the third quarter... The eight-point outing halted his double-figure scoring streak at 338, the eighth-longest in NBA history... Earned Western Conference Player of the Week honors for Jan. 7-13, his second award of the season (Nov. 12-18)... Exploded for a season-high 37 points at Houston (11/3)... **2000-01 (Minnesota):** Tallied 22.0 ppg (.477 FG%, .288 3PT%, .764 FT%), 11.4 rpg, 5.0 apg, 1.37 spg, 1.79 bpg and 39.5 mpg in starting all 81 games in which he played... Named to the Western Conference All-Star Team and earned Second-Team All-NBA and First-Team All-Interview honors... Additionally, named to the All-Defensive First-Team, as well as finishing runner-up to Dikembe Mutombo for Defensive Player of the Year... Topped 20 points on 58 occasions, including seven games of 30+... Drew his first career ejection April 15 vs. Utah... Had 30 double-doubles in his final 39 games, and 54 on the season (third in the NBA)... Also ranked third in rebounding and 16th in scoring... Tallied 40 points Feb. 7 against Sacramento (17-for-22 FG, 2-for-2 3FG, 4-for-4 FT)... Earned NBA Player of the Week honors for Nov. 13-19... Became the Wolves' all-time leading scorer against Philadelphia (11/9)... **1999-2000 (Minnesota):** Became only the ninth player in league history to average at least 20 ppg, 10 rpg and 5 apg in a season (22.9 ppg, 11.8 rpg, and 5.0 apg)... Bagged 57 point/rebound double-doubles on the year, ranking third



in the NBA in that category... Notched a triple-double December 14 at Atlanta (22 pts/15 reb/10 ast), adding a career-high seven steals... Became just the fifth player in franchise history to score 40+ with his 40-point effort March 22 at Boston, part of a franchise-record string of four consecutive 30-point outings... Averaged 40.0 mpg (fifth in the NBA), including a career-high 52-minute stint April 14 at Vancouver... Named the NBA's Player of the Week three times (March 20-26, December 20-26, November 8-14), and also earned Player of the Month honors for January... Tallied 24 points with 10 rebounds and five assists in the 49th NBA All-Star Game, played February 13 in Oakland... **1998-99 (Minnesota):** Appeared in 47 games, missing three games (Apr. 14-16) with the flu... Led Minnesota in rebounding 31 times, and recorded 25 double-doubles (ninth-best in the NBA)... Ranked 11th in the NBA in scoring (20.8), ninth in rebounding (10.4), 13th in blocks (1.77) and 20th in steals (1.66)... Named the NBA's Player of the Week for March 29-April 4... **1997-98 (Minnesota):** Recorded his first career triple-double (Jan. 3 vs. Denver) and earned a starting berth in the NBA All-Star Game... Joined Tom Gugliotta (Feb. 3, 1996 at Dallas) as the only players in Wolves history to tally 20+ points and 20+ boards in the same game... Led Minnesota in rebounding 50 times, and ranked 10th in the NBA at 9.6 rpg... Scored a season-high 32 points March 29 at Sacramento... Ranked fourth among forwards in steals (1.70 spg), third among forwards in assists (4.2 apg) and 13th in the NBA in blocks (1.83 bpg)... One of four players in the NBA with 100+ steals and 100+ blocks (Chris Webber, Bo Outlaw, Antonio McDyess)... **1996-97 (Minnesota):** His second season was highlighted by his first All-Star Game appearance... Started 77 games, missing five contests (Dec. 5-11) with a sprained left foot... Broke his own franchise single-season record for blocked shots (163) and finished ninth in the NBA (first among forwards) in blocks at 2.12 bpg... Registered eight blocks each in back-to-back games (1/3 at Boston, 1/4 at Milwaukee), one shy of the club record... **1995-96 (Minnesota):** Named to the NBA All-Rookie Second Team... Concluded his rookie season as the youngest player in the NBA at 19 years, 11 months... Appeared in 80 games, missing two due to a cut on his right hand... Ranked 15th in the NBA in blocks (second among forwards), averaging 1.64 bpg... Started the Wolves' final 42 games; averaged 36.6 mpg, 14.0 ppg, 8.4 rpg and 2.26 bpg as a starter, shooting 53.3% from the field... Tallied a season-high 33 points against Boston (3/27), the second-highest rookie total in Wolves history... Played for the Western Conference squad in the 1996 Schick Rookie Game during All-Star Weekend in San Antonio.

PLAYOFF NOTES

In 143 career postseason games, has averaged 18.2 points, 10.7 rebounds and 3.3 assists, while shooting 47.8% from the field... Won the 2008 NBA Championship with the Boston Celtics... **2014 (Brooklyn):** Started all 12 games, averaging 6.9 points, 6.3 rebounds, and 1.3 assists in 20.8 minutes per game... **2013 (Boston):** Started all six games... averaged 12.7 points, 13.7 rebounds, 3.5 assists and 1.0 block in 35.3 minutes per game... **2012 (Boston):** Started all 20 games, averaging a team-high 19.2 points, 10.3 rebounds, 1.5 assists, 1.15 steals and 1.45 blocks in 36.9 minutes per game... Recorded 13 double-doubles, including nine games of 20 points and 10 rebounds... Recorded ten games with 20 or more points... **2011 (Boston):** Started all nine games... averaged 14.9 points, 10.9 rebounds, 2.6 assists, 1.89 steals and 1.00 block in 36.4 minutes per game... Recorded a post-season high of 28 points and 18 rebounds against Miami in Game 3 of the Second Round (5/7)... **2010 (Boston):** Started all 23 games in which he appeared... averaged 15.0 points, 7.4 rebounds, 2.5 assists, 1.1 steals and 0.9 blocks in 33.3 minutes per game... Sat out Game 2 of the first round against Miami due to an NBA-imposed suspension... Recorded double-figures in points in 21 games, including two games of 20-or-more points... Also recorded seven double-doubles... Tallied a postseason high of 25 points during Game 3 of the NBA Finals... Recorded 22 points and 12 rebounds in the deciding Game 6 against Cleveland in the Eastern Conference semifinals... **2009 (Boston):** Missed the playoffs due to a knee injury... **2008 (Boston):** Started all 26 games, averaging a team-high 20.4 points and 10.5 rebounds to go along with 3.3 assists, 1.35 steals and 1.12 blocks in 38.0 minutes per game... Recorded double-doubles in all six NBA Finals games... Became just the eighth player to record double-doubles in his first six Finals games joining Bob Pettit, Elgin Baylor, Wilt Chamberlain, Kareem Abdul-Jabbar, Bill Walton, Moses Malone and Shaquille O'Neal... Averaged 18.2 points and 13.0 rebounds during the Finals... Recorded 17 double-doubles in the post-season... Led the C's in scoring in 14 games and in rebounds in 20 games... Scored 26 points and grabbed 14 boards in Game 6 of the NBA Finals against Los Angeles... **2004 (Minnesota):** Started all 18 games for the Timberwolves... Posted team highs of 24.3 points (.452 FG%), 14.6 rebounds, 5.1 assists and 2.28 blocks in 43.5 minutes per game... Scored 30+ points four times... Posted points/rebounds double-doubles in 17 of 18 playoff games... Grabbed 20+ rebounds in four contests... Tallied 30 points and 20 rebounds against Denver (4/18) and followed on April 20 with third career playoff

triple-double (22 pts/22 reb/10 ast)... His 22-rebound effort marked a postseason career high, while 20 defensive boards tied an NBA Playoff record... **2003 (Minnesota):** Averaged 27.0 points (.514 FG%) 15.7 rebounds, 5.2 assists, 1.7 steals and 1.7 blocks in 44.2 minutes, starting all six games against the L.A. Lakers in the opening round of the 2003 NBA Western Conference Playoffs... Recorded a postseason career-high 35 points (15-21 FG, 1-2 3PT, 4-6 FT) to go with 20 rebounds, seven assists, two steals and one block in 43 minutes vs. the Lakers on April 22, 2003... **2002 (Minnesota):** Started all three games against Dallas in the First Round... averaged 24.0 points (.429 FG%, .719 FT%), 18.7 rebounds, 5.0 assists, 1.7 steals, and 1.67 blocks in 43.3 minutes... **2001 (Minnesota):** Started all four games against San Antonio in the opening round of the 2001 NBA Western Conference Playoffs... averaged 21.0 points (.466 FG%, .833 FT%), 12.0 rebounds, 4.3 assists, 1.0 steals and 1.5 blocks and 41.3 minutes... **2000 (Minnesota):** Averaged a team-high 8.8 assists in the opening round of the 2000 playoffs against Portland, notching a pair of triple-doubles in the four-game series... **1999 (Minnesota):** Led the Wolves, averaging 21.8 points and 12.0 rebounds in the First Round of the 1999 playoffs vs. San Antonio... **1998 (Minnesota):** Tallied 18 points and grabbed 18 boards in Game 1 at Seattle in 1998... **1997 (Minnesota):** Scored 21 points and pulled down a team-high nine rebounds in his first-ever playoff game, April 24, 1997 in Houston.

PERSONAL NOTES

Born on May 19, 1976 in Mauldin, S.C.... Has graced the cover of Sports Illustrated seven times: (June 26, 1995) under the title of "Ready or Not"; with the L.A. Clippers' Darius Miles in the magazine's NBA preview issue (Oct. 30, 2000); with teammates Sam Cassell and Latrell Sprewell under the title "Three Wolves" (Mar. 1, 2004); alone under the title of "Can He Do It?" (May 31, 2004) and with teammates Ray Allen and Paul Pierce under the title of "A Brand-New Green Machine in Boston" (Oct. 29, 2007); with Bill Russell under the title of "The Once and Future Celtics: From Russell to KG" (June 30, 2008) and most recently with teammate Karl-Anthony Towns under the headline "Prepared to Get Schooled" (Oct. 26, 2015)... Appeared on the front cover of Slam Magazine (Apr. 2004, Dec. 2007) and Hoop Magazine (March 2004, May/June 2008)... Featured in the American Dairy Association's "got milk?" campaign... Additionally, serves as a spokesperson for American Express, Best Buy, the Upper Deck Co., JOMO Energy Co. and Adidas... Unveiled 4XL (For Excellence & Leadership Foundation) during 2002 All-Star weekend... Presented the November, 2005 NBA Community Assist Award after contributing \$1.2 million to assist Hurricane Katrina victims build new homes through Oprah Winfrey's Angel Network... Received the April 2008 NBA Community Assist Award for his outstanding work in the community by donating more than 600 tickets to Boston Public School children... On Jan. 12, 2005, donated \$100,000 toward tsunami relief to the American Refugee Committee's Fishing Boat Project... Supported WolvesCare events for ill children... Hosted children from Timberwolves Foundation signature charity, Simpson Housing Services in Minneapolis at a holiday celebration at the Minnesota Zoo... Listed in the April 21, 1997 edition of Newsweek as one of the 100 most influential people for the next decade... Ranked 38th in the Forbes Magazine Celebrity 100 Power Ranking in 2004... Won NBA's 2006 J. Walter Kennedy Citizenship Award.

CAREER HIGHS

Minutes	52	04/14/00	Minnesota at Vancouver
Field Goals	19	01/04/05	Minnesota vs Phoenix
Field Goal Attempts	33	02/20/00	Minnesota vs New Jersey
Three-Point Field Goals	3	12/05/03	Minnesota at Sacramento (4 times)
Three-Point Attempts	5	01/11/02	Minnesota vs L.A. Lakers (3 times)
Free Throws	15	03/19/06	Minnesota vs Sacramento (Twice)
Free Throw Attempts	18	11/25/04	Minnesota at Indiana (Twice)
Offensive Rebounds	11	12/03/04	Minnesota at Phoenix
Defensive Rebounds	23	01/12/05	Minnesota vs Orlando (Twice)
Rebounds	25	01/12/05	Minnesota vs Orlando (Twice)
Assists	12	04/06/03	Minnesota at Portland (Twice)
Steals	7	01/27/07	Minnesota at L.A. Clippers (Twice)
Turnovers	9	01/08/00	Minnesota at Detroit
Blocked Shots	8	01/04/97	Minnesota at Milwaukee (Twice)
Points	47	01/04/05	Minnesota vs Phoenix





### NBA REGULAR SEASON STATS

	FIELD GOALS					3-POINT FG			FREE THROWS			REBOUNDS									
Year/Team	G	MIN	FG	FGA	PCT	FG	FGA	PCT	FT	FTA	PCT	OFF	DEF	TOT	AST	PF	STL	BLK	PTS	AVG	
95-96/MIN	80	2293	361	735	.491	8	28	.286	105	149	.705	175	326	501	145	189	86	131	835	10.4	
96-97/MIN	77	2995	549	1100	.499	6	21	.286	205	272	.754	190	428	618	236	199	175	163	1309	17.0	
97-98/MIN	82	3222	635	1293	.491	3	16	.188	245	332	.738	222	564	786	348	224	192	150	1518	18.5	
98-99/MIN	47	1780	414	900	.460	4	14	.286	145	206	.704	166	323	489	202	152	135	83	977	20.8	
99-00/MIN	81	3243	759	1526	.497	30	81	.370	309	404	.765	223	733	956	401	205	268	126	1857	22.9	
00-01/MIN	81	3202	704	1475	.477	19	66	.288	357	467	.764	219	702	921	401	204	230	145	1784	22.0	
01-02/MIN	81	3175	659	1401	.470	37	116	.319	359	448	.801	243	738	981	422	184	229	126	1714	21.2	
02-03/MIN	82	3321	743	1481	.502	20	71	.282	377	502	.751	244	858	1102	495	199	229	129	1883	23.0	
03-04/MIN	82	3231	804	1611	.499	11	43	.256	368	465	.791	245	894	1139	409	202	212	178	1987	24.2	
04-05/MIN	82	3121	683	1360	.502	6	25	.240	445	549	.811	247	861	1108	466	207	222	112	1817	22.2	
05-06/MIN	76	2957	626	1191	.526	8	30	.267	396	489	.810	214	752	966	308	206	180	107	1656	21.8	
06-07/MIN	76	2995	638	1341	.476	12	56	.214	416	498	.835	183	792	975	313	184	205	126	1704	22.4	
07-08/BOS	71	2328	534	990	.539	0	11	.000	269	336	.801	135	520	655	244	163	138	89	1337	18.8	
08-09/BOS	57	1772	393	740	.531	2	8	.250	111	132	.841	78	407	485	144	128	90	68	899	15.8	
09-10/BOS	69	2060	402	772	.521	1	5	.200	185	221	.837	78	428	506	185	170	101	57	990	14.3	
10-11/BOS	71	2220	434	822	.528	1	5	.200	187	217	.862	83	548	631	171	148	115	57	1056	14.9	
11-12/BOS	60	1864	391	777	.503	3	9	.333	162	189	.857	66	428	494	175	141	56	61	947	15.8	
12-13/BOS	68	2022	422	850	.496	2	16	.125	158	201	.786	75	455	530	159	154	78	62	1004	14.8	
13-14/BKN	54	1109	157	356	.441	0	3	.000	38	47	.809	60	298	358	82	123	43	40	352	6.5	
14-15/BKN-MIN	47	952	143	306	.467	1	7	.143	36	45	.800	48	263	311	77	109	46	17	323	6.9	
Career	1424	49862	10451	21027	.497	174	631	.276	4873	6169	.790	3194	11318	14512	5383	3491	1831	2027	25949	18.2	

### NBA PLAYOFF STATS

	FIELD GOALS					3-POINT FG			FREE THROWS			REBOUNDS									
Year/Team	G	MIN	FG	FGA	PCT	FG	FGA	PCT	FT	FTA	PCT	OFF	DEF	TOT	AST	PF	STL	BLK	PTS	AVG	
96-97/MIN	3	125	24	51	.471	1	1	1.000	3	3	1.000	14	14	28	11	6	4	3	52	17.3	
97-98/MIN	5	194	36	75	.480	0	0	.000	7	9	.778	17	31	48	20	17	4	12	79	15.8	
98-99/MIN	4	170	35	79	.443	0	2	.000	17	23	.739	16	32	48	15	10	7	8	87	21.8	
99-00/MIN	4	171	30	78	.385	2	3	.667	13	16	.813	13	30	43	35	12	5	3	75	18.8	
00-01/MIN	4	165	27	58	.466	0	3	.000	30	36	.833	10	38	48	17	13	4	6	84	21.0	
01-02/MIN	3	130	24	56	.429	1	2	.500	23	32	.719	16	40	56	15	11	5	5	72	24.0	
02-03/MIN	6	265	71	138	.514	3	9	.333	17	28	.607	11	83	94	31	23	10	10	162	27.0	
03-04/MIN	18	783	168	372	.452	5	16	.313	97	125	.776	39	224	263	92	57	24	41	438	24.3	
07-08/BOS	26	987	217	438	.495	2	8	.250	94	116	.810	72	202	274	87	74	35	29	530	20.4	
09-10/BOS	23	766	149	301	.495	0	2	.000	47	56	.839	32	138	170	58	74	26	20	345	15.0	
10-11/BOS	9	328	56	127	.441	0	1	.000	22	29	.759	21	77	98	23	27	17	9	134	14.9	
11-12/BOS	20	737	159	320	.497	1	4	.250	65	80	.813	31	175	206	30	59	23	29	384	19.2	
12-13/BOS	6	212	30	60	.500	0	2	.000	16	17	.941	9	73	82	21	23	5	6	76	12.7	
13-14/BKN	12	250	33	63	.524	0	2	.000	17	23	.739	19	57	76	16	25	9	5	83	6.9	
Career	143	5283	1059	2216	.478	15	55	.273	468	593	.789	320	1214	1534	471	431	178	186	2601	18.2	



## TYUS JONES | 1

GUARD

HEIGHT 6-2

WEIGHT 195 lbs.

BIRTHDATE May 10, 1996 in Burnsville, Minn.

COLLEGE Duke

HIGH SCHOOL Apple Valley High School (Apple Valley, Minn.)

EXPERIENCE Rookie

ACQUIRED Via trade from Cleveland on June 25, 2015

DRAFTED 2015, 1st round (24th overall) by the Cleveland Cavaliers

### NBA CAREER NOTES

Signed by Minnesota on July 7, 2015... Acquired by Minnesota in a draft-day trade with Cleveland on June 25, 2015... Selected by Cleveland in the 1st round (24th overall) of the 2015 NBA Draft.

### INTERNATIONAL NOTES

Earned gold medals at the '14 FIBA Americas U18s, '12 FIBA U17 Worlds and the '11 FIBA Americas U16s... Averaged 8.2 points a tournament-leading 6.4 assists and 2.0 steals per game at the '14 FIBA Americas U18s... Produced 8.5 points, 5.4 assists and 2.0 steals per game at the '12 USA U17 Worlds... Contributed 4.6 points and led the field with 5.6 assists at the '11 FIBA Americas U16s... Played for the U.S. Junior National Select Team in the 2014 Nike Hoop Summit... Contributed 13 points, six assists and five steals.

### COLLEGE NOTES

Averaged 11.8 points, 5.6 assists, 3.5 rebounds and 1.5 steals... Named All-ACC Freshman Team, All-ACC Third Team and USBWA All-District III... Also tabbed the ACC Rookie of the Week four times and the Wayman Tisdale National Freshman of the Week once... Tabbed NCAA Tournament Most Outstanding Player after helping guide the Blue Devils to a National Championship... In the title game against Wisconsin, connected on all seven free throw attempts and scored a game-high 23 points... Hit two key three-pointers in the closing minutes, giving Duke a lead and then putting the game out of reach... Averaged 13.0 points, 4.5 assists, 1.7 steals, and 3.2 rebounds over six NCAA Tournament games and converted 22-of-24 (.917) attempts from the charity stripe... Ranked second in the ACC in both free throw percentage and assist average (5.6) and fourth in assist-to-turnover ratio... Recorded an assist-to-turnover ratio of 2.86:1, a Duke rookie record, while his 217 total assists ranked third all-time among freshman... Shot 88.9 percent from the free throw line, which also sits third on Duke's freshman list and his 144 made free throws ranks second.

### HIGH SCHOOL NOTES

Both the three-time Gatorade and AP Minnesota Player of the Year... Averaged 25.6 points, 8.1 assists, 4.5 rebounds and 2.7 steals per contest in leading Apple Valley to a 27-2 record and the Class 4A Section 3 title game as a senior... Scored seven points and added a game-high 10 assists for the East team in the McDonald's All-American game... Dished out a game-high 12 assists to go along with 10 points and seven rebounds in the Jordan Brand Classic... Selected to the USA Today second team All-USA Boys Basketball Team... As a junior, led Apple Valley to the MSHSL Class 4A championship.

### PERSONAL NOTES

Born Tyus Robert Jones on May 10, 1996 in Burnsville, Minn... Son of Debbie and Robert Jones... Has an older brother, Jadee, and a younger brother, Tre... Brother, Jadee, played basketball for Furman University (2005-07) and Mankato State University (2008-09)... Father, Rob, played basketball at University of Wisconsin-Parkside... Mother, Debbie, was a high school point guard and led Devils Lake to a North Dakota high school championship... Went on to play at Lake Region State College in North Dakota... Aunt, Darcy Cascaes, earned two high school state championships at Devils Lake and was an all-conference guard for University of North Dakota... Uncle, Al Nuness, was a captain for Minnesota Gophers basketball in the 1960s... Cousin, Jared Nuness, was 1997 Minnesota Gatorade Player of the Year and runner-up Minnesota Mr. Basketball... Has volunteered in his community for Feed My Starving Children and has served as a motivational speaker for elementary school children... Played AAU for Howard Pulley ... averaged 22.6 points, 2.7 rebounds, 7.0 assists and 2.3 steals per game in 2013 EYBL play... Led the team to the 2013 AAU National Championship at the Super Showcase in Orlando... Twitter handle: @TyusJones06.



## ZACH LAVINE | 8

GUARD

HEIGHT 6-5

WEIGHT 189 lbs.

BIRTHDATE March 10, 1995 in Renton, Wash.

COLLEGE UCLA

HIGH SCHOOL Bothell High School (Bothell, Wash.)

EXPERIENCE One year

ACQUIRED 2014 NBA Draft

DRAFTED 2014, 1st Round (13th overall) by the Minnesota Timberwolves

### 2014-15 SEASON

Wrapped up his rookie season on a high note, tallying 18.7 ppg (43.6%), 4.9 rpg and 5.3 apg while starting 17 of the final 18 contests (38.5 mpg)... Appeared in 77 games overall, including 40 starts; he missed two games (Jan. 31-Feb. 2) with a sprained left ankle and drew three DNP-CDs... Averaged 10.1 ppg, 2.8 rpg and 3.6 apg in 24.7 mpg, shooting 42.2% from the field, 34.1% from three-point range and 84.2% from the line (good for 30th in the NBA)... Led Minnesota in assists 18 times and was the top scorer on seven occasions; he had 10 20+ point efforts among his 32 double-digit scoring nights... Led all scorers with 37 points Apr. 11 at Golden State, breaking the franchise rookie single-game record previously held by Christian Laettner (35 vs. Boston, Dec. 15, 1992)... The nine rebounds at Golden State were also a season best, while the six three-pointers matched a club rookie mark... Rang up four point/assist double-doubles, totaling 19 points and 13 assists in the Apr. 15 finale vs. Oklahoma City, and adding 21 points and 11 assists Apr. 7 at Sacramento... Led all scorers with 27 points Mar. 23 at Utah, going 5-for-6 from beyond the arc... Tallied a game-high 22 points in the BBVA Rising Stars Challenge on Feb. 13, as part of All-Star Weekend in New York; he then won the Sprite Slam Dunk contest on Feb. 14... Dished 14 assists Dec. 27 at Golden State, tying the 3rd-highest total ever by a Wolves rookie, and swiped a season-high four steals Jan. 1 vs. Sacramento... Led Minnesota with 22 points and 10 assists Dec. 6 at San Antonio, and scored 28 points Nov. 28 at the L.A. Lakers... Finished 2nd among rookies in assists, 4th in scoring and 1st in FT accuracy.

### NBA CAREER NOTES

Signed by Minnesota to a two-year contract on July 7, 2014... Selected by Minnesota in the 1st round (13th overall) of the 2014 NBA Draft.

### COLLEGE NOTES

Spent one season at UCLA... **2013-14:** Saw action in all 37 games as a freshman, helping UCLA put together a 28-9 record and reach the Sweet 16 of the NCAA Tournament... Averaged 9.4 ppg, 2.5 rpg and 1.8 apg in 24.4 mpg, shooting 44.1% from the floor and 37.5% (48-for-128) from three-point range... Named to the Pac-12 All-Freshman Team... Made his lone start in the Feb. 27 double-OT game vs. Oregon, totaling 18 points, a season-high eight rebounds and five assists in 48 minutes... Tallied a season-high 21 points (on 7-for-9 shooting) Nov. 28 vs. Nevada, and followed up with 18 points (again hitting 7-for-9 from the floor) the next night vs. Northwestern to earn All-Tournament honors at the Continental Tire Las Vegas Invitational... Chipped in 19 points vs. Arizona State on Jan. 12 and dealt a season-high six assists vs. Stanford on Jan. 23... Opened the season 19-for-34 (55.9%) from beyond the arc in his first eight outings.

### HIGH SCHOOL NOTES

Three-year varsity basketball letter winner at Bothell H.S. (Bothell, Wash.)... Named the 2013 A.P. Washington state player of the year as a senior, after averaging 28.5 points, 3.4 rebounds and 2.5 assists per game... Earned Class 4A all-state honors, in addition to being named the state's "Mr. Basketball" by the Washington Interscholastic Basketball Coaches Association in March 2013... Helped guide Bothell to a 21-5 overall record and 13-1 league mark in 2012-13... As a junior (2011-12), led Bothell to the Class 4A state playoffs and averaged 23.0 points per game... As a sophomore (2010-11), registered 25.9 points per game... Was ranked No. 27 nationally in his high school class by Scout.com in the fall of 2012... Also was ranked No. 51 overall by ESPN.com... Was listed as the No. 1 shooting guard on the West Coast by Scout.com and the No. 6 point guard nationally by Scout.com... Listed as the No. 1 high school senior in the state of Washington by ESPN.com and the No. 6 player on the West Coast by ESPN.com.

### PERSONAL NOTES

Born on Mar. 10, 1995 in Renton, Wash.... Full name is Zachary LaVine... Son of Cheryl Johnson-LaVine and Paul LaVine... Has three sisters: Chandi Leishman, Linda Carter and Camryn LaVine... Twitter handle: @ZachLaVine.



CAREER HIGHS

Minutes	48	03/25/15	Minnesota vs L.A. Lakers
Field Goals	13	04/11/15	Minnesota at Golden State
Field Goal Attempts	24	04/13/15	Minnesota vs New Orleans
Three-Point Field Goals	6	04/11/15	Minnesota at Golden State
Three-Point Attempts	10	04/11/15	Minnesota at Golden State
Free Throws	8	03/23/15	Minnesota at Utah
Free Throw Attempts	10	03/23/15	Minnesota at Utah
Offensive Rebounds	2	03/30/15	Minnesota vs Utah (Twice)
Defensive Rebounds	8	04/11/15	Minnesota at Golden State
Rebounds	9	04/11/15	Minnesota at Golden State
Assists	14	12/27/14	Minnesota at Golden State
Steals	4	01/01/15	Minnesota vs Sacramento (Twice)
Turnovers	7	04/01/15	Minnesota vs Toronto (Twice)
Blocked Shots	2	12/12/14	Minnesota vs Oklahoma City
Points	37	04/11/15	Minnesota at Golden State

NBA REGULAR SEASON STATS

Year/Team	G	MIN	FIELD GOALS			3-POINT FG			FREE THROWS			REBOUNDS				AST	PF	STL	BLK	PTS	AVG
			FG	FGA	PCT	FG	FGA	PCT	FT	FTA	PCT	OFF	DEF	TOT							
14-15/MIN	77	1902	286	677	.422	57	167	.341	149	177	.842	27	187	214		276	158	54	10	778	10.1
Career	77	1902	286	677	.422	57	167	.341	149	177	.842	27	187	214		276	158	54	10	778	10.1





## KEVIN MARTIN | 23

GUARD

HEIGHT 6-7

WEIGHT 199 lbs.

BIRTHDATE February 1, 1983 in Zanesville, Ohio

COLLEGE Western Carolina

HIGH SCHOOL Zanesville High School (Zanesville, Ohio)

EXPERIENCE 11 years

ACQUIRED Via three-team sign-and-trade deal with Oklahoma City & Milwaukee; July 11, 2013

DRAFTED 2004, 1st round (26th overall) by the Sacramento Kings

### 2014-15 SEASON

Concluded his second season in Minnesota and 11th in the NBA by averaging 20+ ppg for the seventh time in his career... Suffered a fractured right wrist Nov. 19 vs. New York and underwent surgery on Nov. 25, causing him to be sidelined for 34 games (Nov. 21-Jan. 26); he also dressed but did not play in six games (Mar. 23-Apr. 1) due to a strained left hamstring... Appeared in 39 contests overall (36 starts), tallying 20.0 ppg, 3.6 rpg and 2.3 apg in 33.4 mpg... Shot 42.7% from the floor, a team-best 39.3% (75-for-191) from three-point distance and 88.1% from the FT line; the latter figure was good for 10th in the NBA... Led all scorers with a season-high-tying 37 points Apr. 7 at Sacramento, his sixth 30+ performance of the year (13th in a Wolves uniform, 82nd career) and one of 22 times he was Minnesota's top scorer... Handed out a game- and career-high nine assists Mar. 22 vs. Charlotte, and added eight assists Apr. 7 at Sacramento; he led the Wolves in assists on three occasions... Erupted for a game- and season-high 37 points Mar. 15 at Toronto; the minute (44:23) and FG (14) totals were also season bests... Surpassed the 20,000-minute plateau for his NBA career Mar. 9 at the L.A. Clippers... Pulled down a season-high nine rebounds Feb. 8 at Detroit, and contributed a game-high 30 points Feb. 4 vs. Miami... Returned with 21 points in the Jan. 28 win vs. Boston, one of 19 outings with 20+ points... Led all scorers with 37 points Nov. 19 vs. New York despite suffering the wrist injury; the 14 FGs and seven three-pointers made in that game both tie career bests... Erupted for 34 points Nov. 15 at Dallas, and had 33 points and seven rebounds Nov. 1 vs. Chicago.

### NBA CAREER NOTES

Acquired by Minnesota in a sign-and-trade from Oklahoma City on July 11, 2013 as part of a three-team deal that also included Milwaukee... Acquired by Oklahoma City from Houston on Oct. 27, 2012... Acquired by Houston from Sacramento on Feb. 18, 2010 as part of a three-team deal that also included New York... Re-signed by Sacramento on Aug. 28, 2007... Selected by Sacramento in the 1st round (26th overall) of the 2004 NBA Draft... **2013-14 (Minnesota):** Wrapped up his first season with the Wolves by starting 68 games... Sidelined for seven games (Feb. 8-25) due to a fractured left thumb and sat out five (Apr. 4-11) with a sore right foot... Ranked 22nd in the NBA in scoring (19.1 ppg) and 4th in FT accuracy (89.1%); the latter is the second-best percentage of his career and the fifth-highest single-season mark in franchise history... Also averaged 3.0 rpg and 1.8 apg in 32.0 mpg while shooting 43.0% from the field and 38.7% from three-point range (35th in the NBA)... Shot 44.2% from (72-for-163) beyond the arc in 35 road games, compared with 32.1% (43-for-134) in 33 at Target Center... Made 92 of his final 99 FT attempts (92.9%), dating to a 1st-quarter miss Mar. 3 at Denver... Poured in a season-high 36 points in the Apr. 16 finale vs. Utah, his seventh 30+ effort this year (76th career) and the 21st time he was Minnesota's top scorer... Sank the 1000th three-pointer of his career Mar. 16 vs. Sacramento, and pulled down his 2000th career rebound Mar. 14 at Charlotte... Netted 32 points Feb. 4 vs. the L.A. Lakers; the four assists and 26 FGA were season highs... Hit the game-winning jumper with :08.4 left Jan. 24 at Golden State... Claimed a season-high 10 rebounds Nov. 20 vs. the L.A. Clippers, part of his ninth career double-double (first since Nov. 4, 2009 vs. Atlanta)... Scored his 10,000th career point Nov. 11 at the Clippers; the Feb. 7 game at New Orleans was the 600th of his career... **2012-13 (Oklahoma City):** Appeared in 77 games and averaged 14.0 points (ranked 5th in the NBA among reserves), 2.3 rebounds and 1.4 assists in 27.7 minutes... Ranked 4th in the NBA in free throw shooting accuracy (89.0%; 216-243 FT)... Scored 20-plus points on 10 occasions (including three straight games from 11/16-11/21)... OKC went 9-1 when Martin scored 20-plus points... Ranked 10th in the NBA in 3-point shooting accuracy (42.6%; 158-371 3FG)... Recorded a 3-point field goal in all but 10 games this season... Posted a game-high 28 points (19 points in the second qtr) on 8-of-11 shooting on vs. ATL (11/4), including six three point makes (one shy of the OKC era record)... Recorded six made 3-point FGs after posting a game-high-tying 27 points during OKC win at NOH (11/16)... Missed one game with right quad contusion... One game DNP – flu like symptoms... Three games DND – lower back spasms... **2011-12 (Houston):** Averaged a team-high 17.1 points, 2.7 rebounds and 2.8 assists in 40 games (40 starts)... Ranked tied for fourth in the NBA in free throw percentage (career-best .894, 160- 179 FT). Registered a team-best 16 20-plus point outings, including four 30-point games... Led (or tied) the Rockets in scoring 16 times... Registered five 20-point halves, including a season-best 27 first-half points (10-14 FG, 5-8 3FG, 2-2 FT) vs. New Orleans (1/19/12)... Recorded a season-best six consecutive 20-plus point games (1/19/12- 2/1/12), averaging 29.2 points (.496, 63-127 FG) and going 26-of-57 (.456) from 3-point range over that time frame... Placed on the inactive list for two games (1/27/12-1/28/12) due to inflammation in his right heel... DND for 17 games (and NWT one game (3/27/12) due to a strained right shoulder... **2010-11 (Houston):** In his second season with the Rockets, averaged a team-high 23.5 points, 3.2 rebounds, 2.5 assists and 1.00 steals in 80 games (80 starts)... Became the first player in



Rockets history to reach 1,800 points (career- high 1,876), make 500 or more free throws (career- high 594) and hit at least 100 3-pointers (career-high 176) in a single season... One of three Rockets players (all-time) to finish in the NBA top-10 of at least four major statistical categories, ranking tied for first in the NBA in free throws made (career-high 594), third in 3-point field goals made (career-high 176), eighth in free throw percentage (.888) and ninth in points per game (23.5)... Reached the 40-point mark twice and finished with a single-season, career-high 20 30-plus point outings... Totaled a singleseason, career-best 57 20-point performances... **2009-10 (Sacramento, Houston):** Averaged a combined 20.6 points, 3.6 rebounds, 2.4 assists and 1.00 steals in 46 games (43 starts) with Sacramento and Houston... Underwent surgery to repair a non-displaced hairline fracture of the navicular bone in his left wrist (11/9/09) and missed 32 games due to that injury, which he suffered vs. Memphis (11/2/09)... Acquired by Houston from Sacramento in a three-team trade on Feb. 18... Averaged 21.3 points (.924, 171-185 FT), 2.9 rebounds, 2.3 assists and 0.96 steals in 24 games (22 starts) with the Rockets... Overall, recorded 25 20-point performances and seven games of 30 or more points... Ranked 10th in the league in free throw percentage (.876, 298-340 FT)... **2008-09 (Sacramento):** Led Sacramento with a career-high 24.6 points per game (.420, 341-811 FG) in 51 games (46 starts)... Missed a total of 30 contests with an injured left ankle (11/11/08-11/29/08; 12/9/09-12/28/08)... Ranked ninth in the NBA in free throws made (457) and attempted (527)... Posted 20 or more points 37 times, recorded 30-plus points on 16 occasions, reached the 40-point plateau twice and notched one 50-point game... Registered a career-high 13 consecutive games with at least 20 points (12/30/08-1/24/09)... Netted a career-high 50 points (11-22 FG, 5-11 3FG, 23-26 FT) at Golden State (4/1/09)... **2007-08 (Sacramento):** Averaged a team-leading 23.7 points, 4.5 boards, 2.1 assists and 1.02 steals 61 games (57 starts) with the Kings... Missed 17 games after suffering a strained groin vs. Utah (12/7/07)... Finished sixth in the NBA in scoring, joining Corey Maggette and Dwight Howard as the only players to average at least 20.0 points per game while attempting 15 or fewer shots per contest... Led the league in average free throws made per game (8.2)... Set a Sacramento-era, single-season record with 502 free throws made... **2006-07 (Sacramento):** Finished second in voting for the 2006-07 NBA Most Improved Player after averaging a team-high 20.2 points, 4.3 rebounds, 2.2 assists and a career-high 1.23 steals in 80 games (80 starts) with Sacramento... Made 39 consecutive free throws (11/3/06-11/15/06)... **2005-06 (Sacramento):** Averaged 10.8 points (.847, 188-222 FT), 3.6 rebounds and 0.76 steals in 72 games (41 starts) with the Kings... Posted averages of 13.7 points, 4.7 boards, 1.8 assists and 33.7 minutes in 41 games as a starter... Made 37 consecutive free throws (2/3/06-2/15/06)... **2004-05 (Sacramento):** Averaged 2.9 points, 1.3 rebounds and 0.5 assists in 45 games off the bench as a rookie with Sacramento.

## PLAYOFF NOTES

Has registered averages of 13.7 points and 3.8 rebounds in 17 career playoff contests with Sacramento and Oklahoma City... **2012-13 (Oklahoma City):** Appeared in 11 playoff games for Oklahoma City, including one start, averaging 14.0 points and 3.1 rebounds in 29.4 minutes per contest... Scored 25 points in the series-clinching Game 6 at Houston and 25 points in the series opener vs. Memphis... **2005-06 (Sacramento):** Appeared in six postseason games (one start) with Sacramento, averaging 13.2 points (29-29 FT) and 5.0 rebounds... Ranked first in the NBA in playoff free throw percentage (1.000, 29-29 FT)... Recorded a playoff-career-high 26 points (7-15 FG, 2-4 3FG, 10-10 FT) and a postseason-career-best eight rebounds in 45 minutes played in Game Two of the First Round at San Antonio (4/25/06)... Made the game-winning layup as time expired in Game Four vs. San Antonio (4/28/06).

## COLLEGE NOTES

Averaged 23.3 points, 4.5 rebounds, 1.7 assists and 1.70 steals in 79 games (77 starts) over three seasons at Western Carolina... Became the first Western Carolina athlete selected in the first round of any professional draft... Ranked fourth all-time on the Catamount's scoring list with 1,838 points and stood as the school's all-time leading scorer since the program moved to Division I in 1976-77... Ranked fourth all-time in 3-point field goals made (174), second in career free throw percentage (.841, 534-635 FT) and third in free throws made (534)... Earned First-Team All-Southern Conference honors in three consecutive seasons (2001-02 to 2003-04).

## PERSONAL NOTES

Born on Feb. 1, 1983, in Zanesville, Ohio... Son of Kevin Sr. and Marilyn Martin... Has a brother named Jonathan... Nickname is "K-Mart"... Majored in sports management at Western Carolina... In June, 2010, volunteered to donate money to pay for the funeral of Kasey King-Thomas, a six-year-old boy who died in a school bus accident near Martin's hometown... Favorite player growing up was Michael Jordan... Finished fourth in the Ohio "Mr. Basketball" balloting after his senior season at Zanesville High School in 2000-01.



### CAREER HIGHS

Minutes	56	01/14/09	Sacramento at Golden State
Field Goals	14	03/18/15	Minnesota at Toronto (4 times)
Field Goal Attempts	31	04/07/15	Minnesota at Sacramento
Three-Point Field Goals	7	11/19/14	Minnesota vs New York (3 times)
Three-Point Attempts	12	01/25/12	Houston vs Milwaukee (3 times)
Free Throws	23	04/01/09	Sacramento at Golden State
Free Throw Attempts	26	04/01/09	Sacramento at Golden State
Offensive Rebounds	4	12/30/05	Sacramento vs Boston (3 times)
Defensive Rebounds	9	11/04/09	Sacramento vs Atlanta (6 times)
Rebounds	12	03/08/07	Sacramento vs San Antonio
Assists	9	03/22/15	Minnesota vs Charlotte
Steals	5	11/06/07	Sacramento vs Seattle
Turnovers	7	04/11/11	Houston vs Dallas (3 times)
Blocked Shots	3	02/25/09	Sacramento vs Charlotte
Points	50	04/01/09	Sacramento at Golden State

### NBA REGULAR SEASON STATS

Year/Team	G	MIN	FIELD GOALS			3-POINT FG			FREE THROWS			REBOUNDS							PTS	AVG
			FG	FGA	PCT	FG	FGA	PCT	FT	FTA	PCT	OFF	DEF	TOT	AST	PF	STL	BLK		
04-05/SAC	45	455	45	117	.385	5	25	.200	36	55	.655	29	29	58	22	35	16	3	131	2.9
05-06/SAC	72	1913	262	546	.480	66	179	.369	188	222	.847	58	203	261	97	138	55	9	778	10.8
06-07/SAC	80	2818	505	1067	.473	127	333	.381	481	570	.844	69	273	342	173	181	98	11	1618	20.2
07-08/SAC	61	2216	417	914	.456	107	266	.402	502	678	.869	48	225	273	129	150	62	5	1443	23.7
08-09/SAC	51	1947	341	811	.420	115	277	.415	457	527	.867	29	154	183	138	116	61	8	1254	24.6
09-10/SAC-HOU	46	1633	289	693	.417	70	210	.333	298	340	.876	29	135	164	111	96	46	6	946	20.6
10-11/HOU	80	2603	553	1267	.436	176	459	.383	594	669	.888	28	230	258	198	155	80	15	1876	23.4
11-12/HOU	40	1264	222	537	.413	78	225	.347	160	179	.894	13	93	106	110	70	28	3	682	17.1
12-13/OKC	77	2136	350	778	.450	158	371	.426	219	246	.890	31	147	178	106	138	72	8	1079	14.0
13-14/MIN	68	2177	440	1023	.430	115	297	.387	303	340	.891	34	169	203	121	123	66	6	1298	19.1
14-15/MIN	39	1302	267	625	.427	75	191	.393	170	193	.881	19	123	142	89	76	33	1	779	20.0
<b>Career</b>	<b>659</b>	<b>20464</b>	<b>3691</b>	<b>8378</b>	<b>.441</b>	<b>1092</b>	<b>2833</b>	<b>.385</b>	<b>3408</b>	<b>3919</b>	<b>.870</b>	<b>387</b>	<b>1781</b>	<b>2168</b>	<b>1294</b>	<b>1278</b>	<b>617</b>	<b>75</b>	<b>11882</b>	<b>18.0</b>

### NBA PLAYOFF STATS

Year/Team	G	MIN	FIELD GOALS			3-POINT FG			FREE THROWS			REBOUNDS							PTS	AVG
			FG	FGA	PCT	FG	FGA	PCT	FT	FTA	PCT	OFF	DEF	TOT	AST	PF	STL	BLK		
04-05/SAC	6	197	22	54	.407	6	19	.315	29	29	1.000	10	20	30	3	11	3	2	79	13.2
12-13/OKC	11	323	49	129	.380	17	46	.370	39	43	.907	2	32	34	14	18	7	3	154	14.0
<b>Career</b>	<b>17</b>	<b>1040</b>	<b>71</b>	<b>183</b>	<b>.388</b>	<b>23</b>	<b>65</b>	<b>.354</b>	<b>68</b>	<b>72</b>	<b>.944</b>	<b>12</b>	<b>52</b>	<b>64</b>	<b>17</b>	<b>29</b>	<b>10</b>	<b>5</b>	<b>233</b>	<b>13.7</b>



## ANDRE MILLER | 24

GUARD

HEIGHT 6-3

WEIGHT 200 lbs.

BIRTHDATE March 19, 1976 in Los Angeles, California

COLLEGE University of Utah

HIGH SCHOOL Verbum Dei (Los Angeles, Calif.)

EXPERIENCE 16 years

ACQUIRED Via free agency on August 3, 2015

DRAFTED 1999, 1st round (8th overall) by the Cleveland Cavaliers

### 2014-15 SEASON

Averaged 4.4 points, 1.9 rebounds, 3.5 assists and 15.5 minutes in 81 games off the bench for Sacramento and Washington... With Washington, averaged 3.6 points, 1.5 rebounds, 2.8 assists and 12.4 minutes in 51 games off the bench... Acquired by the Kings on Feb. 19, 2015 in exchange for Ramon Sessions... Averaged 5.7 points, 2.5 rebounds, 4.7 assists and 20.7 minutes in 30 games off the bench for Sacramento... Recorded one double-double with the Kings and led the team in assists 14 times.

### NBA CAREER NOTES

Signed as a free agent by Minnesota on August 3, 2015... Acquired on Feb. 20, 2014 as part of a three-team trade by Washington that sent Jan Vesely to Denver, Eric Maynor and two 2014 second-round picks to Philadelphia... Signed a contract extension with the Nuggets on Aug. 11, 2012... Acquired on June 23, 2011 as part of a three-team trade by Denver along with the draft rights to Jordan Hamilton (26th overall pick) and a future second-round draft pick from Portland, while Dallas acquired Rudy Fernandez and the rights to Petteri Koponen and Portland acquired Raymond Felton and the rights to Tanguy Ngombo... Signed as a free agent by Portland on July 24, 2009... Traded to Philadelphia, along with Joe Smith and two 2007 first round draft picks on Dec. 19, 2006 in exchange for Allen Iverson and Ivan McFarlin... Signed as a free agent by Denver Nuggets on Aug. 1, 2003... Traded to L.A. Clippers along with Bryant Smith on July 30, 2002 in exchange for Darius Miles and Harold Jamison... Selected by Cleveland Cavaliers in first round (8th overall) of the 1998 NBA Draft... **2013-14 (Denver, Washington):** Appeared in 30 games with Denver (two starts), averaging 5.9 points, 2.4 rebounds and 3.3 assists in 19.0 minutes... Acquired from Denver via a three-team deal (2/20) ... Appeared in 28 games with the Wizards and averaged 3.8 points and 3.5 assists per game in 14.4 minutes per game... Had seven games with at least five assists off of the bench... Tallied a season-high nine assists twice... **2012-13 (Denver):** Appeared in 82 games (11 starts), averaging 9.6 points, 2.9 rebounds and 5.9 assists in 26.2 minutes... Became eighth player in NBA history with 15,000 points and 7,500 assists vs. MIN (1/3)... Had 11 points and 12 assists in 31 minutes vs. HOU (4/6)... Tallied season-high 22 points and seven assists in 33 minutes vs. DAL (4/4)... Registered 21 points and eight assists in 40 minutes in a starting role vs. PHI (3/21)... Posted 20 points, seven rebounds and nine assists in 23 minutes at OKC (3/19)... Had eight points, six rebounds and season-high 13 assists in 29 minutes at CHI (3/18)... Had 14 points, six rebounds and seven assists in 27 minutes vs. OKC (3/1)... Posted 19 points (7-11 FG), seven assists and three steals in 27 minutes at WAS (2/22)... Scored 17 points (8-10 FG) in 26 minutes vs. WAS (1/18)... Scored 18 points in 29 minutes vs. ORL (1/9)... Tallied 12 points and 10 assists in 24 minutes at LAL (1/6)... Had 11 points and 10 assists in 36 minutes vs. MIN (1/3)... Posted 12 points and season-high 12 assists in 41 minutes in first start of year vs. LAC (1/1)... Had 12 points, nine rebounds and seven assists in 28 minutes at POR (12/20)... Scored 18 points, all in the second half, in 29 minutes vs. MEM (12/14)... Had team-high 19 points, five boards and seven assists in 26 minutes vs. MIA (11/15)... Had 15 points, five rebounds and eight assists in 31 minutes at GSW (11/10)... **2011-12 (Denver):** Appeared in all 66 games (seven starts) for Denver, averaging 9.7 points, 3.3 rebounds and 6.7 assists... Had 12 points and eight assists in 26 minutes vs. LAC (4/18)... Dished out a season-high 13 dimes in 26 minutes vs. HOU (4/16)... Had 11 assists in 22 minutes vs. HOU (4/15)... Handed out 12 assists in 28 minutes and moved into 10th place on NBA all-time assist list (7,398) vs. GSW (4/9)... Passed Michael Adams for 3rd place on Nuggets all-time assists list at LAC (2/22)... Surpassed Dan Issel (2,005 assists) for 5th place on the Nuggets all-time assists list at SAS (1/7)... **2010-11 (Portland):** Averaged 12.7 points, 3.7 rebounds, and a team-best 7.0 assists in 81 games for Portland (all starts)... Ranked 13th in the NBA in assists per game... Finished season with 11 double-doubles... Scored in double figures 53x, including eight games with at least 20 points... Passed out double digits in assists 15 times... Notched his 7,000th career assist while dishing a game-high 12 dimes vs. Utah (4/7)... Scored a season-high 27 points to go along with 11 assists vs. CHI (2/7)... Hit 31 straight free throws from (11/16-12/5)... **2009-10 (Portland):** Played in 82 games (66 starts) averaging 14.0 points, 3.2 rebounds, 5.4 assists... Ranked 20th in league in assists, leading squad a team-high 45 times (inc. ties)... Team went 44-22 in his 66 starts... Scored a career-high 52 points, tied for the second-highest scoring total in franchise history, on a franchise-record and NBA season-high 22 field goals (of 31) (1/30) at Dallas... Miller became the first player to take 30-plus shots and shoot at least 71.0 percent from the field since Shaquille O'Neal (22-31) (4/20/94)... **2008-09 (Philadelphia):** Averaged 16.3 points, 4.5 rebounds, 6.5 assists (led team) and 1.33 steals 82 games with Philadelphia (all starts)... Ranked 14th in NBA in assists and 15th in assist-to-turnover ratio (2.68)... Tied for 15th in league in steals... **2007-08 (Philadelphia):** Started all 82 games with Philadelphia, averaging a career-high 17.0 points, 4.0 rebounds, 6.9 assists and 1.28 steals... Shot a career-high 49.2 percent from the floor... Twice named





Eastern Conference Player of the Week... Ranked 10th in NBA in assists... **2006-07 (Denver, Philadelphia):** Appeared in 80 games (79 starts) with Philadelphia and Denver, averaging 13.4 points, 4.4 rebounds, 7.8 assists and 1.38 steals... In 57 games played (56 starts) for the 76ers, averaged 13.6 points, 4.4 rebounds, 7.3 assists and 1.28 steals in 37.6 minutes... Traded from Denver to Philadelphia (12/19), but weather issues delayed his physical until (12/22); since the trade was not yet official, he was not credited with missing the games on (12/20) or (12/22), keeping his streak of active games played alive... Ranked seventh in assists per game, 20th in steals per game and 15th in assist-to-turnover ratio (2.82)... **2005-06 (Denver):** Appeared in all 82 games for the third-straight season with Denver and fifth time in his career... Averaged 13.7 points, 4.3 rebounds, 8.2 assists and 1.29 steals... Ranked sixth in the NBA in assists... Handed out 674 assists, the third-highest single-season total in Nuggets history... Scored in double figures 60 times, including 16 games of 20+ and one of 30+... Dished out at least 10 assists 27 times... Grabbed double-digit rebounds twice... Posted 20 double-doubles... Scored his 8,000th career point vs. UTA (3/29)... Registered at least 10 points, five rebounds and five assists 24 times... Had a season-high 15 assists vs. CHA (2/21)... Made the game-winning basket and steal vs. POR (2/4)... Handed out his 4,000th career assist vs. LAC (1/27)... Scored a season-high 33 points vs. CHA (11/30)... **2004-05 (Denver):** Played in all 82 games with Denver averaging 13.7 points, 4.1 rebounds, and team highs of 6.9 assists and 1.48 steals... Ranked eighth in the NBA in assists and 18th (tied) in steals... Shot a career-best .477 from the field (33rd in NBA) and a career-high .838 from the free-throw line (35th)... Had 13 double-doubles... Scored in double figures 61 times, including 13 games with 20 or more and two with 30+... Dished out at least 10 assists 16 times and had one double-digit rebounding game... Had a season-high 17 assists vs. SEA (4/9)... Scored a season-high 34 points vs. WAS (12/8)... **2003-04 (Denver):** Started in all 82 games with Denver... Averaged 14.8 points, 6.1 assists, 4.5 rebounds and 1.73 steals... Led the team in assists and steals and ranked second in scoring and ranked 10th in the NBA in both categories... Led or tied for the team lead in assists 54 times, scoring 16 times and rebounds five times... Scored in double figures 67 times, with 19 games of 20 or more and one game of 30+... Grabbed 10+ rebounds four times and dished out 10+ assists 11 times... Posted 11 double-doubles and one triple-double... Registered his sixth career triple-double with 24 points, 10 rebounds and 10 assists, along with four steals vs. MIN (1/26)... **2002-03 (L.A. Clippers):** In his only season played with the LAC, Miller averaged 13.6 points, 6.7 assists, 4.0 rebounds in 80 games (all starts) played... Scored in double figures 56 times, including 15 games of 20+ and one of 30+... Ranked ninth in the league in assists... Led the team with 537 assists... Led the team in assists 60 times and steals 31 times... Dished out at least 10 assists 15 times... Posted 12 double-doubles on the season... Missed two games due to a high left ankle sprain... Matched his career high with 37 points and handed out a season-high 16 assists vs. NJN (11/28)... **2001-02 (Cleveland):** Averaged 16.5 points, 10.9 assists, 4.7 rebounds, 1.56 steals 81 games (all starts) with Cleveland... Led the NBA in assists per game and total assists (882)... Ranked second in triple-doubles (three), fifth in total double-doubles (43) and fifth in assist-to-turnover ratio (3.6)... Was the only player in the NBA to average a points/assists double-double during the season and he led the league in points/assists double-doubles (43)... Led Cleveland in assists, steals and minutes and finished second in scoring... 882 assists on the year were the most in Cavaliers history... Named Eastern Conference Player of the Week for the week ending (12/9) and for the week ending (2/17), becoming the first player in Cavaliers history to win the award twice in one season... Had 49 games of 10+ assists, including 16 games of 15+ assists... Reached double-figures in scoring on 67 occasions, including 25 games of 20+ points and six games of 30+ points... Missed one game due to a severe contusion of his right shoulder... Tallied a career-high and Gund Arena record 22 assists (also the second-most assists in Cavs history) in addition to recording a career-high, NBA season-high and Gund Arena record nine steals in the contest vs. PHI (12/15)... Scored a career-high 37 points vs. SAS (2/28)... **2000-01 (Cleveland):** Averaged 15.8 points, 8.0 assists, 4.4 rebounds, 1.45 steals in 82 games (all starts) in his second year with Cleveland... Ranked sixth in the NBA and first in the Eastern Conference in assists per game while ranking fifth in the league in total assists... Recorded 22 double-doubles on the year (21-points-assist, 1-points-rebounds)... Handed out 10+ assists on 24 occasions... Participated in the Schick Rookie Challenge during All-Star Weekend for the second consecutive season, tallying two points, two assists and two steals for the Sophomore team... **1999-00 (Cleveland):** Played in 82 games (36 starts) during his rookie campaign with Cleveland and averaged 11.1 points, 5.8 assists, 3.4 rebounds and 1.02 steals... Selected to the NBA All-Rookie First Team... Had 10 games of 10+ assists... Tallied 21 points and five rebounds in the 2000 Schick Rookie Challenge... Recorded a triple-double with 28 points, 10 rebounds and 12 assists in 47 minutes vs. ATL (2/5).

## PLAYOFF NOTES

Owens career playoff averages of 13.5 points, 4.3 assists and 3.7 rebounds steals in 63 career playoff games with Denver, Portland, Philadelphia and Washington... **2014 (Washington):** Appeared in 11 games for Washington against Chicago and Indiana, averaging 4.0 points in 9.8 minutes, and advancing to the second round for the first time in his career... **2013 (Denver):** Averaged 14.0 points, 3.8 assists and 3.3 rebounds while playing all six games during Denver's first-round playoff series against Golden State... **2012 (Denver):** Appeared in seven games for Denver in the first-round series against the L.A. Lakers, averaging 11.3 points, 5.6 rebounds and 6.0 assists... Scored 24 points and handed out eight assists in a Game 5 win... **2011 (Portland):** Started all six games for Portland against Dallas, averaging 14.8 points and 5.5 assists... **2010 (Portland):** Appeared in all six games for Portland against Phoenix, averaging 15.7 points, 3.2 rebounds and 6.0 assists... Scored a playoff career-high-tying 31 points in a Game 1 win... **2009 (Philadelphia):** Averaged career playoff highs with 21.2 points and 6.3 rebounds, and added 5.3 assists in six games for Philadelphia against Orlando... **2008 (Philadelphia):** Averaged 15.3 points, 3.2 rebounds and 3.3 assists in six games for Philadelphia against Detroit... **2006 (Denver):** Played in five games for Denver against the L.A. Clippers, averaging 16.4 points and a career playoff-high 7.2 assists... **2005 (Denver):** Averaged 16.2 points, 5.2 rebounds and 5.2 assists in five games for Denver against San Antonio... Tallied 31 points in a Game 1 win... **2004 (Denver):** Appeared in the playoffs for the first time in his career, averaging 15.4 points and 4.6 rebounds in five games for Denver against Minnesota.

## COLLEGE NOTES

Finished his four-year collegiate career as Utah's all-time leader in steals (254) and second in all-time assists (721)... Averaged 12.1 points, 4.8 rebounds and 5.4 assists... Helped lead Utah to the NCAA Championship Game (1997-98)... Named First Team All-WAC (1998-99)... Named to the All-WAC Defensive Team twice (1998-1999, 1996-97).

## PERSONAL NOTES

Born Andre Lloyd Miller on March 19, 1976, in Los Angeles, CA... Earned a degree in Sociology at the University of Utah in the spring of 1998... Was a member of the USA Basketball 2002 Men's World Championship Team... Led Verbum Dei to a 29-3 record and the CIF 4A Championship during his senior year... Was CIF 4A Player of the Year as a senior... High school league MVP in football as a quarterback... The person he most admired when growing up was his mother, Andrea Robinson.

## CAREER HIGHS

Minutes	53	03/08/02	Cleveland at Milwaukee
Field Goals	22	01/30/10	Portland at Dallas
Field Goal Attempts	31	01/30/10	Portland at Dallas
Three-Point Field Goals	3	01/18/12	Denver at Philadelphia (Twice)
Three-Point Attempts	6	03/21/10	Portland at Phoenix
Free Throws	16	02/18/02	Cleveland vs Utah
Free Throw Attempts	17	02/18/02	Cleveland vs Utah
Offensive Rebounds	6	03/07/09	Philadelphia at Memphis (3 times)
Defensive Rebounds	10	01/10/03	L.A. Clippers at Seattle
Rebounds	12	01/26/07	Philadelphia vs Cleveland
Assists	22	12/15/01	Cleveland vs Philadelphia
Steals	9	12/15/01	Cleveland vs Philadelphia
Turnovers	10	01/17/05	Denver at Golden State
Blocked Shots	3	02/10/10	Portland at Phoenix (3 times)
Points	52	01/30/10	Portland at Dallas



### NBA REGULAR SEASON STATS

Year/Team	G	MIN	FIELD GOALS			3-POINT FG			FREE THROWS			REBOUNDS			AST	PF	STL	BLK	PTS	AVG
			FG	FGA	PCT	FG	FGA	PCT	FT	FTA	PCT	OFF	DEF	TOT						
99-00/CLE	82	2093	339	755	.449	10	49	.204	226	292	.774	85	195	280	476	194	84	17	914	11.1
00-01/CLE	82	2848	452	999	.452	17	64	.266	375	450	.833	94	266	360	657	229	119	28	1296	15.8
01-02/CLE	81	3023	474	1045	.454	22	87	.253	365	447	.817	108	271	379	882	228	126	34	1335	16.5
02-03/LAC	80	2913	377	928	.406	23	108	.213	311	391	.795	84	232	316	537	203	99	11	1088	13.6
03-04/DEN	82	2838	430	941	.457	12	65	.185	342	411	.832	127	239	366	501	194	142	25	1214	14.8
04-05/DEN	82	2852	427	895	.477	6	39	.154	253	302	.838	100	238	338	569	204	121	8	1113	13.6
05-06/DEN	82	2937	404	872	.463	5	27	.185	313	424	.738	92	259	351	674	213	106	18	1126	13.7
06-07/DEN-PHI	80	2966	424	909	.466	5	35	.143	222	283	.784	97	255	352	625	184	110	10	1075	13.4
07-08/PHI	82	3016	569	1156	.492	3	34	.088	257	333	.772	95	229	324	565	181	105	6	1398	17.0
08-09/PHI	82	2976	492	1041	.473	15	53	.283	338	409	.826	123	245	368	534	196	109	14	1337	16.3
09-10/POR	82	2500	404	908	.445	16	80	.200	322	392	.821	81	185	266	445	169	93	9	1146	14.0
10-11/POR	81	2650	388	844	.460	4	37	.108	249	292	.853	97	205	302	566	171	114	12	1029	12.7
11-12/DEN	66	1809	242	552	.438	18	83	.217	137	169	.811	53	168	221	441	133	63	9	639	9.7
12-13/DEN	82	2151	303	632	.479	17	64	.266	163	194	.840	60	178	238	484	159	73	11	786	9.6
13-14/DEN-WAS	58	982	106	231	.459	11	21	.524	60	77	.779	28	102	130	197	75	34	9	283	4.9
14-15/WAS-SAC	81	1253	145	290	.500	7	34	.206	58	77	.753	37	116	153	284	103	32	6	355	4.4
Career	1265	39807	5976	12998	.460	191	880	.217	3991	4943	.807	1361	3383	4744	8437	2836	1530	227	16134	12.8

### NBA PLAYOFF STATS

Year/Team	G	MIN	FIELD GOALS			3-POINT FG			FREE THROWS			REBOUNDS			AST	PF	STL	BLK	PTS	AVG
			FG	FGA	PCT	FG	FGA	PCT	FT	FTA	PCT	OFF	DEF	TOT						
03-04/DEN	5	174	34	72	.472	0	2	.000	9	11	.818	15	8	23	16	16	8	0	77	15.4
04-05/DEN	5	184	28	66	.424	2	4	.500	23	32	.719	9	17	26	26	22	10	1	81	16.2
05-06/DEN	5	182	34	77	.442	0	0	---	14	17	.824	8	14	22	36	12	5	1	82	16.4
07-08/PHI	6	229	39	89	.438	0	3	.000	14	22	.636	7	12	19	20	12	5	0	92	15.3
08-09/PHI	6	258	48	101	.475	3	10	.300	28	34	.824	9	29	38	32	17	7	1	127	21.2
09-10/POR	6	210	30	74	.405	3	7	.429	31	40	.775	5	14	19	36	12	7	1	94	15.7
10-11/POR	6	194	33	67	.493	4	10	.400	19	24	.792	5	14	19	33	17	2	0	89	14.8
11-12/DEN	7	200	31	73	.425	4	7	.571	13	15	.867	14	25	39	42	19	9	1	79	11.3
12-13/DEN	6	154	29	69	.420	5	11	.455	21	27	.778	11	9	20	23	8	2	0	84	14.0
13-14/WAS	11	108	19	41	.463	1	3	.333	5	9	.556	2	9	11	9	12	3	0	44	4.0
Career	63	1893	325	729	.446	22	57	.386	177	231	.766	85	151	236	273	147	58	5	849	13.5



## SHABAZZ MUHAMMAD | 15

FORWARD

HEIGHT 6-6

WEIGHT 223 lbs.

BIRTHDATE November 13, 1992 in Long Beach, California

COLLEGE UCLA

HIGH SCHOOL Bishop Gorman High School (Las Vegas, Nevada)

EXPERIENCE Two years

ACQUIRED Via trade from Utah on June 27, 2013

DRAFTED 2013, 1st round (14th overall) by the Utah Jazz

### 2014-15 SEASON

Saw his second NBA season cut short after undergoing surgery on Feb. 23 to repair a ruptured ligament in the middle finger on his left hand... He missed the final 28 contests, as well as enduring a 16-game absence (Jan. 10-Feb. 8) due to a strained outer oblique suffered Jan. 9 at Milwaukee... Saw action in 38 games, including the first 13 starts of his career; he averaged 13.5 ppg, 4.1 rpg and 1.2 apg in 22.8 mpg... Shot 48.9% from the field, 39.2% (20-for-51) from three-point range and 71.7% from the FT line... Tallied 15.6 ppg and 4.9 rpg as a starter, and added 12.4 ppg (52.2%) and 3.6 rpg in 25 games off the bench; his 32.3 pts/48 scoring rate led all NBA reserves (min. 5 GP)... Reached double figures on 24 occasions, including eight 20+ nights; he led the Wolves in scoring seven times and on the boards five times... Chipped in 10 points and five rebounds in the BBVA Rising Stars Challenge on Feb. 13, as part of All-Star Weekend in New York... Poured in a career-high 30 points Dec. 30 at Utah; the five three-pointers are also a career best... Tallied a game-high 26 points Dec. 19 at Boston; the five assists and 38:17 are both career bests... Picked off a career-high three steals Dec. 16 at Washington, and swiped 14 steals in his final 18 outings (four in his first 20)... Netted a game-high 28 points Dec. 14 vs. the L.A. Lakers, adding a team-high nine rebounds... Tallied 18 points and a career-high 10 rebounds Dec. 1 at the L.A. Clippers, his first double-double; he also dealt four assists... Had his 2015-16 contract option exercised on Oct. 19.

### NBA CAREER NOTES

Acquired by the Timberwolves on draft night (June 27, 2013) along with the draft rights to Gorgui Dieng (21st overall) from the Utah Jazz in exchange for the draft rights to Trey Burke (9th overall)... Selected by the Utah Jazz with the 14th overall selection in the 2013 NBA Draft... **2013-14 (Minnesota):** Finished his rookie NBA season by appearing in 37 games for the Wolves, all off the bench... Sidelined for five games (Nov. 15-22) with a sprained right ankle and missed the final seven (Apr. 5-16) after suffering a sprained medial collateral ligament in his right knee Apr. 4 at Miami... Averaged 3.9 ppg and 1.4 rpg in 7.8 mpg, hitting 46.0% from the field, 27.3% from three-point range and 65.0% from the FT line... Shot 50.5% (51-for-101) after Feb. 1, averaging 25.5 pts/48 in that stretch (127 points/239 minutes)... Tallied a season-high 20 points Feb. 25 at Phoenix, one of four double-digit nights; the two steals and 24:20 were season bests, also... Pulled in a season-high seven rebounds Feb. 23 at Portland, and had 12 points Feb. 8 vs. Portland... Recalled from Iowa (D-League) on Jan. 13; he netted 24.5 ppg (57.1%) and 9.8 rpg in four games for the Energy... Played for the Wolves' entry at the 2013 Las Vegas Summer League, averaging 8.5 ppg.

### INTERNATIONAL NOTES

Scored a record-setting 35 points for USA Basketball in the 2012 Nike Hoop Summit, where the USA Junior National Select Team lost to the World Select Team, 84-75, on April 7, 2012, in Portland, Ore. (Rose Garden).

### COLLEGE NOTES

In his lone season at UCLA, helped the Bruins to a 25-10 record, the Pac-12 regular-season title, a runner-up finished in the Pac-12 Tournament and an NCAA Tournament berth... Led UCLA with 17.9 points per game and averaged 5.2 rebounds per game... Ranked fourth in the Pac-12 in scoring (17.9 ppg)... Earned first-team All-Pac-12 honors and was named Pac-12 Co-Freshman of the Year, along with Arizona State's Jahii Carson... Earned second-team All-America honors from The Sporting News... Was a USBWA Freshman All-America selection (U.S. Basketball Writers' Association)... Was one of eight finalists for the Integris Wayman Tisdale Award (presented to the nation's top freshman by the USBWA)... Ranks second on UCLA's all-time freshman scoring list (17.9 ppg), trailing Don MacLean's average of 18.6 ppg in 1988-89... Ranks ninth on the Pac-12 all-time freshman scoring list (17.9 ppg).

### PERSONAL NOTES

Born on Nov. 13, 1992 in Los Angeles, Calif.... Parents are Ronald and Faye Muhammad... Has one older sister, Asia, and one younger brother, Rashad... Father, Ronald, played college basketball for USC from 1981-85... Sister, Asia, is a professional tennis player... Averaged 29.4 points and 10.1 rebounds as a senior at Bishop Gorman H.S. in Las Vegas... Named the 2012 Naismith Boy's High School Player of the Year... Entered college as the No. 1 ranked player in the nation by Rivals.com and No. 2 by ESPN.com and Scout.com... Helped Bishop Gorman capture three Nevada 4A state titles... Twitter handle: @ShabazzMuhammad.



CAREER HIGHS

Minutes	38	12/30/14	Minnesota at Utah (Twice)
Field Goals	12	12/14/14	Minnesota vs L.A. Lakers (Twice)
Field Goal Attempts	21	12/14/14	Minnesota vs L.A. Lakers
Three-Point Field Goals	5	12/30/14	Minnesota at Utah
Three-Point Attempts	6	12/30/14	Minnesota at Utah
Free Throws	6	12/12/14	Minnesota vs Oklahoma City (3 times)
Free Throw Attempts	9	12/06/14	Minnesota at San Antonio
Offensive Rebounds	5	12/23/14	Minnesota at Cleveland (3 times)
Defensive Rebounds	9	12/01/14	Minnesota at L.A. Clippers
Rebounds	10	12/01/14	Minnesota at L.A. Clippers
Assists	5	01/07/15	Minnesota vs Phoenix (Twice)
Steals	3	12/16/14	Minnesota at Washington (Twice)
Turnovers	4	03/05/14	Minnesota vs New York
Blocked Shots	1	12/30/14	Minnesota at Utah (8 times)
Points	30	12/30/14	Minnesota at Utah

NBA REGULAR SEASON STATS

Year/Team	G	MIN	FIELD GOALS			3-POINT FG			FREE THROWS			REBOUNDS			AST	PF	STL	BLK	PTS	AVG
			FG	FGA	PCT	FG	FGA	PCT	FT	FTA	PCT	OFF	DEF	TOT						
13-14/MIN	37	290	57	124	.460	3	11	.273	26	40	.650	24	29	53	6	24	8	1	143	3.9
14-15/MIN	38	866	194	397	.489	20	51	.392	104	145	.717	63	91	154	44	49	18	7	512	13.5
Career	75	1156	251	521	.482	23	62	.371	130	185	.703	87	120	207	50	73	26	8	655	8.7





## ADREIAN PAYNE | 33

FORWARD/CENTER

HEIGHT 6-10

WEIGHT 237 lbs.

BIRTHDATE February 19, 1991 in Dayton, Ohio

COLLEGE Michigan State

HIGH SCHOOL Jefferson Township (Dayton, Ohio)

EXPERIENCE One year

ACQUIRED Via trade from Atlanta on Feb. 10, 2015

DRAFTED 2014, 1st round (15th overall) by the Atlanta Hawks

### 2014-15 SEASON

Arrived in Minnesota midway through his rookie season and went on to play in each of the Wolves' final 29 contests, including 22 starts... Acquired from Atlanta on Feb. 10 in exchange for a conditional 1st-round choice in the 2017 NBA Draft... In total, he saw action in 32 games, averaging 6.7 ppg and 5.1 rpg in 23.1 mpg while shooting 41.4% from the floor and 65.2% from the FT line... Tumbled to 36.4% (20-for-55) over his final nine outings, on the heels of a 13-game run at 50.0% (53-for-106)... Counted three point/rebound double-doubles among his 10 double-digit scoring nights; he had 14 points and a game-high 11 rebounds Mar. 29 at New Orleans... Led Minnesota with 16 points and 15 rebounds Mar. 9 at the L.A. Clippers; he was the only rookie in the NBA this season (and just the seventh rookie in Wolves history) to register a 15-point/15-rebound performance... Saw action in three games for the Hawks; he also appeared in 17 D-League games (six with Fort Wayne, 11 with Austin), netting a combined 12.9 ppg (48.3%), 8.3 rpg and 1.00 bpg in 27.4 mpg.

### NBA CAREER NOTES

Acquired by Minnesota from Atlanta on Feb. 10, 2015... Signed by the Hawks to a two-year contract on July 25, 2014... Selected by Atlanta in the 1st round (15th overall) of the 2014 NBA Draft.

### INTERNATIONAL NOTES

Represented USA Basketball at the 2013 World University Games, held July 7-16 in Kazan, Russia... Averaged 5.1 ppg (45.7%) and 3.8 rpg in eight games (three starts).

### COLLEGE NOTES

Finished his four-year career at Michigan State as the school's all-time leader in blocked shots (141)... In 138 career games, averaged 8.9 points, 5.3 rebounds and 1.0 blocks in 20.0 minutes (.526 FG%, .409 3FG%, .755 FT%)... Was a two-time Second Team All-Big Ten honoree, as a junior and senior, while garnering A.P. Honorable Mention All-America honors in 2013-14... As a senior, averaged 16.4 points, 7.3 rebounds, 1.3 assists and 0.9 blocks in 28.1 minutes in 31 games (.503 FG%, .423 3FG%, .790 FT%)... Scored a career-high 41 points vs. Delaware (going 17-for-17 from the line) in the second round of the 2014 NCAA Tournament on Mar. 20, the highest total by any Michigan State player since Shawn Respert in 1994... Tallied 33 points Dec. 21 at Texas, and collected 20 points and a season-high 14 rebounds Feb. 13 vs. Northwestern... In 2012-13, put up 10.5 points, 7.6 rebounds and 1.3 blocks in 25.6 minutes (36 games), hitting .546 FGs, .381 3FGs and .848 FTs... Compiled 7.0 points, 4.2 rebounds and 1.1 blocks in 17.9 minutes (.566 FG%, .697 FT%), appearing in 37 games in 2011-12... As a freshman (2010-11), averaged 2.5 points and 2.4 rebounds in 9.0 minutes (.472 FG%).

### PERSONAL NOTES

Born on Feb. 19, 1991 in Dayton, Ohio... Was an interdisciplinary studies major at MSU... Attended Jefferson Township H.S. in Dayton where he was 2010 Ohio Division IV Player of the Year... Son of Thomas Payne and Gloria Lewis, and was raised by his grandmother Mary Lewis... As a result of his efforts in the community while at Michigan State, was honored at the Wooden Award Gala following his senior season with the Los Angeles Athletic Club's first-ever Outreach Award... During his senior season at MSU, Adreian befriended Lacey Holsworth, an 8-year-old cancer patient... Their friendship started when Adreian met Lacey during a team-sponsored hospital visit in 2011, and they texted and talked frequently afterward... Lacey, who battled with neuroblastoma, a nerve cancer, accompanied Adreian to center court on Senior Night and helped him cut down the nets after the Spartans won the Big Ten Men's Basketball Tournament... Holsworth, also known as "Princess Lacey," died from her cancer on April 8, 2014... Twitter handle: @Adreian\_Payne.



CAREER HIGHS

Minutes	37	03/09/15	Minnesota at L.A. Clippers
Field Goals	7	03/29/15	Minnesota at New Orleans (Twice)
Field Goal Attempts	15	02/23/15	Minnesota at Houston
Three-Point Field Goals	1	02/23/15	Minnesota at Houston
Three-Point Attempts	2	02/25/15	Minnesota vs Washington (3 times)
Free Throws	4	04/10/15	Minnesota at L.A. Lakers (3 times)
Free Throw Attempts	6	04/10/15	Minnesota at L.A. Lakers
Offensive Rebounds	5	03/09/15	Minnesota at L.A. Clippers (Twice)
Defensive Rebounds	10	03/09/15	Minnesota at L.A. Clippers
Rebounds	15	03/09/15	Minnesota at L.A. Clippers
Assists	4	03/27/15	Minnesota at Houston
Steals	2	03/29/15	Minnesota at New Orleans (4 times)
Turnovers	5	02/25/15	Minnesota vs Washington
Blocked Shots	2	02/20/15	Minnesota vs Phoenix
Points	16	03/09/15	Minnesota at L.A. Clippers

NBA REGULAR SEASON STATS

Year/Team	G	MIN	FIELD GOALS			3-POINT FG			FREE THROWS			REBOUNDS			AST	PF	STL	BLK	PTS	AVG
			FG	FGA	PCT	FG	FGA	PCT	FT	FTA	PCT	OFF	DEF	TOT						
14-15/ATL-MIN	32	739	91	220	.414	1	9	.111	30	46	.652	48	114	162	30	88	19	9	213	6.7
Career	32	739	91	220	.414	1	9	.111	30	46	.652	48	114	162	30	88	19	9	213	6.7



## NIKOLA PEKOVIC | 14

CENTER

HEIGHT 6-11

WEIGHT 307 lbs.

BIRTHDATE January 3, 1986 in Bijelo Polje, Montenegro

EXPERIENCE Five years

ACQUIRED 2008 NBA Draft

DRAFTED 2008, 2nd round (31st overall) by the Minnesota Timberwolves

### 2014-15 SEASON

Limited to a career-low 31 games (29 starts) in his fifth season with the Wolves... Endured a two-month, 31-game absence (Nov. 19-Jan. 19) with a sprained wrist and sore right ankle, and was also sidelined for the final 15 contests due to the ankle ailment; he eventually underwent surgery on his right Achilles tendon on Apr. 8... Averaged 12.5 ppg and 7.5 rpg in 26.3 mpg, shooting a career-low 42.4% from the field but a career-best 83.7% from the FT line... Reached double figures on 23 occasions, with a game- and season-high 29 points Feb. 8 at Detroit (his lone 20+ night)... The 12-point/11-rebound effort at Chicago on Feb. 27 was his fifth straight double-double, matching the longest such streak of his career; he averaged 15.2 ppg and 12.2 rpg in those five... Matched his season high with 13 rebounds Feb. 11 vs. Golden State; the four assists tied his career best... The Jan. 21 outing vs. Dallas was his first bench appearance since Apr. 2, 2012 at Sacramento... Claimed a season-high 13 rebounds Nov. 12 vs. Houston in Mexico City; he notched 11 point/rebound double-doubles, running his career total to 77... Scored the 3000th point of his NBA career on Nov. 1 vs. Chicago.

### NBA CAREER NOTES

Signed by Minnesota to a five-year contract extension on Aug. 15, 2013... Signed by Minnesota to a three-year contract on July 28, 2010... Selected by Minnesota in the 2nd round (31st overall) in the 2008 NBA Draft... **2013-14 (Minnesota):** Started the first 44 contests before being sidelined for 28 of the final 38 due to bursitis in his right ankle... Appeared in 54 games overall, averaging a career-high 17.4 ppg and 8.7 rpg while logging 30.8 mpg... Shot 54.0% from the field -- good for 12th in the NBA as well as the second-best percentage in franchise history (trailing only his 56.4% effort in 2011-12) -- and 74.7% from the line... Was the Wolves' top scorer seven times and leading rebounder on eight occasions, tallying 20+ points 19 times and notching 23 point/rebound double-doubles... Returned from a six-game absence Mar. 28 vs. the L.A. Lakers, scoring a game-high 26 points on 9-for-10 shooting... Contributed 23 points and 11 rebounds Jan. 25 at Portland, capping an 18-game spree that saw him average 21.8 ppg (55.2%) and 10.3 rpg... It was his 30th career 20-point/10-rebound outing (11th of the season)... Collected game highs of 27 points and 14 rebounds vs. Utah on Jan. 21, and snared a season-high 14 rebounds Jan. 6 at Philadelphia... Erupted for a career-high 34 points Dec. 22 at the L.A. Clippers, one of three 30+ nights this year... Pulled in 10 offensive rebounds Dec. 20 at the Lakers; he's just the third player in club history to grab 8+ offensive boards in consecutive games... Tallied 30 points Dec. 18 vs. Portland, and tied his career high with four assists Nov. 10 at the L.A. Lakers... **2012-13 (Minnesota):** Notched career highs in scoring (16.3 ppg), rebounding (8.8 rpg) and minutes (31.6 mpg)... Appeared in 62 games, missing 19 due to injury... Ranked 20th in the NBA in FG accuracy (52.0%) while shooting 74.4% from the line... Collected a team-high 26 double-doubles, including 11 games with 20+ points and 10+ boards... Named Western Conference Player of the Week for Apr. 1-7, the first such honor of his career and the first for any Wolves player since Al Jefferson in January 2009... Was Minnesota's top scorer on 22 occasions and leading rebounder 24 times... Shot 12-for-16 from the line Apr. 5 vs. Toronto, marking career highs in both categories... Led Minnesota with 22 points and 15 rebounds Mar. 29 vs. Oklahoma City, the fifth 20/15 effort of his career... Paced the Wolves with 27 points and a career-high 18 rebounds Feb. 20 vs. Philadelphia, and collected 25 points and 18 rebounds Jan. 8 vs. Atlanta... Matched a career high with four blocks Jan. 2 at Utah, and snared a season-high nine offensive boards Dec. 18 at Miami... Logged a season-high 42:36 vs. Dallas on Dec. 15... Scored a career-high 31 points Dec. 14 at New Orleans, his second 30+ night; he handed out a career-high four assists Nov. 27 at Sacramento... Underwent surgery to remove bone spurs from his right ankle on May 15... **2011-12 (Minnesota):** Averaged 13.9 ppg and 7.4 rpg in 26.9 mpg... Played in 47 games (including 35 starts), missing 12 due to injury... Shot a franchise-record 56.4% from the field, ranking 3rd in the NBA and shattering the previous club mark of 52.6% set by Kevin Garnett in 2005-06; he also hit 74.3% from the FT line... Pulled down 181 offensive rebounds in 1264 minutes to lead the NBA on both a per-48 (6.9) and percentage (16.1%) basis; he ranked 3rd in offensive boards per game (3.9) behind DeMarcus Cousins and Kevin Love... Appeared in just two of Minnesota's first 11 games and logged a total of 99 minutes in the first 17; however, his 13-point effort in the Jan. 25 victory at Dallas triggered a 15-game run that saw him tally 16.6 ppg and 9.9 rpg while shooting 61.8%... Sliced his foul rate to 3.7 per 48 minutes, having committed an average of 9.8 PFs per 48 as a rookie... Hauled in a career-high 16 rebounds Apr. 22 vs. Golden State, one of point/rebound double-doubles on the season... Scored a game-high 23 points Apr. 19 at Detroit, his 11th 20+ effort and one of six times he led the Wolves... Returned Apr. 2 at Sacramento, having missed the previous seven games due to bone spurs in his right ankle... Collected 20 points and 12 rebounds Mar. 16 at the L.A. Lakers, his eighth 20/10 game on the year... Tallied a career-high 30 points with 12 rebounds (nine offensive) in the Feb. 17 win at Houston; he also



swiped a career-best three steals and blocked three shots in that game... Logged a career-high 43:31 vs. Charlotte on Feb. 15, and led the Wolves with 27 points off the bench Feb. 3 at New Jersey... Went over the 1000-career-point mark in the Apr. 26 finale vs. Denver... **2010-11 (Minnesota):** Finished his first season in the NBA by playing in 65 games... Missed 13 contests due to a sprained left ankle (Nov. 14-Dec. 3, Dec. 18-26), one to the flu (Jan. 19) and two with a strained right hip (Mar. 27-30)... Averaged 5.5 ppg and 3.0 rpg in 13.7 mpg, shooting 51.7% from the field and 76.3% from the line... Started 11 times, including five in April; he tallied 9.8 ppg and 4.5 rpg while hitting 64.2% as a starter (19.5 mpg)... Scored a season-high 16 points Mar. 4 at Philadelphia (one of 10 double-figure outings), and logged a season-high 29:58 Apr. 2 at Memphis... Shot 56.2% from the floor over the final three months, after hitting 43.6% through mid-January... Committed 9.8 PFs per 48 on the year, the highest rate for anyone in the NBA (min. 500 minutes played)... Blocked a season-high four shots Dec. 11 at Chicago, but also coughed up six TOs... Posted his first double-double (12 points, 11 rebounds) Nov. 7 at Houston.

PROFESSIONAL CAREER NOTES

**2009-10:** Appeared in 35 games for Panathinaikos in the Greek League, averaging 12.2 points and 3.7 rebounds in 16.6 minutes per game... Led the Greek League by shooting a career-best 72.5% from the floor... Reached double figures scoring in 26 of 35 games... Averaged 21.5 minutes per game during 13 Euroleague appearances... Scored 14.8 points and grabbed 3.5 rebounds per contest on 60.7% shooting... Scored 10 or more points in 11 of 12 games, including three games with 20 or more points... **2008-09:** Played 18.1 minutes per game during 21 Euroleague games as Panathinaikos earned its sixth Euroleague Final Championship... Scored 13.0 points on 63.4% shooting while grabbing 3.8 rebounds per contest... **2007-08:** Averaged 12.9 points and 5.1 rebounds in seven Serbian SuperLeague appearances for Partizan... Led Partizan to the quarterfinals in Adriatic League play with an average of 15.2 points and 5.5 rebounds in 28 games (26 starts)... Named Adriatic League All-Star Game MVP with 26 points and eight rebounds... Scored 16.4 points and grabbed 6.9 rebounds during Euroleague play, including four double-doubles... Named to the All-Euroleague Second Team... **2006-07:** Helped lead Partizan to titles in both the Serbian and Adriatic Leagues... Averaged 12.8 points and 7.4 rebounds in the Serbian SuperLeague during the regular season... Added 7.0 points and 7.5 rebounds in five postseason games... Scored 9.0 points and grabbed 2.7 rebounds during Adriatic League play, reaching double figures scoring 13 times... Averaged 4.8 points and 2.5 rebounds in 13.9 minutes per game during Euroleague play... **2005-06:** Led Partizan to a Serbian SuperLeague title with 7.3 points and 6.2 rebounds per game during the regular season... Added 8.2 points and 5.4 in five playoff appearances... Scored 9.0 points and grabbed 2.7 rebounds during Adriatic League play, scoring double figures eight times... In Euroleague play, averaged 7.1 points and 3.6 rebounds in 18.0 minutes per game... **2004-05:** Averaged 4.1 points and 2.3 rebounds in 12.9 minutes for Atlas in Serbian Superleague play.

INTERNATIONAL NOTES

Competes internationally with the Serbian National Team... Most recently played for his country during the 2011 EuroBasket Tournament where we averaged a team-high 13.0 points and 6.4 rebounds in five contests... Was a member of the Serbia & Montenegro team that won gold at the 2006 European U-20 Championships in Turkey.

PERSONAL NOTES

Born on Jan. 3, 1986, in Bijelo Polje, Montenegro... Father is Miodrag... Played on the same club team (Partizan) as former NBA star Vlade Divac, and lists Divac as his favorite player to watch while growing up... Enjoys fishing in his spare time... Is also an avid fan of Partizan's soccer team... Lists Gladiator as his favorite movie and Russell Crowe as his favorite actor.





CAREER HIGHS

Minutes	46	12/22/13	Minnesota at L.A. Clippers
Field Goals	16	12/22/13	Minnesota at L.A. Clippers
Field Goal Attempts	28	12/22/13	Minnesota at L.A. Clippers
Three-Point Field Goals	--		
Three-Point Attempts	--		
Free Throws	12	04/05/13	Minnesota vs Toronto
Free Throw Attempts	16	04/05/13	Minnesota vs Toronto
Offensive Rebounds	10	12/20/13	Minnesota at L.A. Lakers
Defensive Rebounds	13	04/22/12	Minnesota vs Golden State
Rebounds	18	02/20/13	Minnesota vs Philadelphia (Twice)
Assists	4	02/11/15	Minnesota vs Golden State (3 times)
Steals	3	02/26/13	Minnesota at Phoenix (3 times)
Turnovers	6	12/18/12	Minnesota at Miami (3 times)
Blocked Shots	4	01/02/13	Minnesota at Utah (Twice)
Points	34	12/22/13	Minnesota at L.A. Clippers

NBA REGULAR SEASON STATS

Year/Team	G	MIN	FIELD GOALS			3-POINT FG			FREE THROWS			REBOUNDS			AST	PF	STL	BLK	PTS	AVG
			FG	FGA	PCT	FG	FGA	PCT	FT	FTA	PCT	OFF	DEF	TOT						
10-11/MIN	65	887	136	263	.517	0	0	---	87	114	.763	90	103	193	27	181	18	35	359	5.5
11-12/MIN	47	1264	256	454	.564	0	0	---	139	187	.743	181	165	346	31	98	29	31	651	13.9
12-13/MIN	62	1959	385	741	.520	0	0	---	241	324	.744	230	315	545	53	143	43	50	1011	16.3
13-14/MIN	54	1663	379	701	.541	0	0	---	186	249	.747	206	262	468	50	129	30	23	944	17.5
14-15/MIN	31	815	139	328	.424	0	0	---	108	129	.837	89	145	234	27	59	19	12	386	12.5
Career	259	6588	1295	2487	.521	0	0	---	761	1003	.759	796	990	1786	188	610	139	151	3351	12.9



## TAYSHAUN PRINCE | 12

FORWARD

HEIGHT 6-9

WEIGHT 212 lbs.

BIRTHDATE February 28, 1980 in Compton, Calif.

COLLEGE Kentucky

HIGH SCHOOL Dominguez High School (Compton, Calif.)

EXPERIENCE 13 years

ACQUIRED Via free agency on August 20, 2015

DRAFTED 2002, 1st round (23rd overall) by the Detroit Pistons

### 2014-15 SEASON

Appeared in 58 games (16 starts) with Memphis, Boston and Detroit averaging 7.5 points, 3.6 rebounds, 1.6 assists and 24.1 minutes per game... Scored 10-plus points 14 times and 20-plus points twice... Grabbed 10-plus rebounds once... Led the Pistons in rebounding once... Averaged 7.3 points, 4.2 rebounds, 1.7 assists and 24.8 minutes in 23 games (seven starts) with Detroit... Averaged 7.6 points, 3.2 rebounds, 1.6 assists and 23.6 minutes in 35 games with Memphis and Boston... Scored season-high 23 points at Orlando (3/27) and grabbed season-high 10 rebounds vs. Chicago (3/21)... Dished out season-high five assists twice [at Miami (12/27) and at Utah (1/26)]... Recorded a season-high two blocks at Denver (1/23)... Recorded his 10,000th career point as a Piston vs. Boston (4/8) becoming only the eighth player in franchise history to score 10,000 points... Finished the season ranked in the top-10 of several categories of the franchise's all-time lists, including points (8th), 3-point field goals (5th), games played (5th), assists (9th) and blocks (7th), ... Did not play in the final three games of the season – rest.

### NBA CAREER NOTES

Signed by the Timberwolves via free agency on August 20, 2015... Traded to Detroit from Boston in exchange for Jonas Jerebko and Gigi Datome on February 19, 2015... Traded to Boston from Memphis along with a future first round pick as part of a three-team trade that also saw guard Austin Rivers acquired by Boston from New Orleans in exchange for forward Jeff Green on January 12, 2015... Memphis also acquired guard Russ Smith while New Orleans acquired forward Quincy Pondexter and a future second round pick from Memphis... As part of a three-team trade on Jan. 30, 2013, traded to the Memphis Grizzlies; the Toronto Raptors traded Ed Davis and a 2013 second round draft pick to the Memphis Grizzlies and traded Jose Calderon to the Detroit Pistons; the Memphis Grizzlies traded Rudy Gay and Hamed Haddadi to the Toronto Raptors... Re-signed to a multi-year contract extension by Detroit (10/31/05)... Selected by Detroit in the first round (23rd overall) of the 2002 NBA Draft... **2013-14 (Memphis):** Concluded his second season in Memphis and 12th in the NBA with averages of 6.0 points, 3.1 rebounds and 1.6 assists in 25.6 minutes in 76 games (all starts)... Shot .407 from the field, .290 from three-point range and .567 from the free throw line... Played and started in at least 75 games for the ninth time in his career... Grabbed a season-high nine rebounds on Nov. 17 at Sacramento... Scored a team-high 16 points on Nov. 25 vs. Houston... Recorded a career-high tying three steals on Dec. 15 vs. Minnesota... Scored a season-high 21 points and made eight field goals, including two three-pointers, on March 3 at Washington... Led the team or tied for the team lead in scoring twice, assists once, steals nine times, blocks five times and minutes three times... Posted 10+ points 14 times and 20+ points once... Missed six games due to injury... Missed three games from Dec. 18-23 due to left knee soreness... Missed three games from April 6-11 due to a sprained left ankle... **2012-13 (Detroit/Memphis):** Averaged 10.4 points, 4.4 rebounds and 2.4 assists on .438 shooting (.404 3FG shooting) in 32.1 minutes in 82 games (81 starts) with Detroit and Memphis, playing an 82-game regular season slate for the seventh time in his career... One of 17 players to play 82 games and start at least 81... Shot at least .400 from three-point range for the first time since his rookie season... After 10-plus seasons in Detroit, traded by the Pistons with Austin Daye to Memphis on Jan. 30 as part of a three-team trade that sent Rudy Gay and Hamed Haddadi from Memphis to the Toronto Raptors, and Ed Davis and a 2013 second round draft pick from Toronto to Memphis and Jose Calderon from Toronto to Detroit... Averaged 8.8 points, 4.2 rebounds and 2.3 assists on .429 shooting in 31.7 minutes in 37 games (36 starts) with the Grizzlies... Posted 11.7 points, 4.6 rebounds and 2.5 assists on .444 shooting in 32.4 minutes in 45 games (all starts) for the Pistons... Left the Pistons ranked fifth in franchise history in games played (769) and three-pointers made (499), seventh in blocks (441), eighth in points (9,838) and field goals made (3,960) and 10th in rebounds (3,586) and assists (2,036)... Came off the bench to score 14 points on 7-of-11 shooting in his Grizzlies debut on Feb. 1, 2013 vs. Washington... His lone appearance off the bench against the Wizards snapped a streak of 672 consecutive starts that dated back to Feb. 18, 2004 vs. Milwaukee... Surpassed 10,000 career points on March 13 at LA Clippers... Scored 18 points and made all eight of his field goal attempts on Feb. 10, 2013 vs. Minnesota, tying a Grizzlies franchise record for most field goals made without a miss... **2011-12 (Detroit):** Appeared in 63 games (all starts) averaging 12.7 points (.421 FG, .356 3FG, .774 FT), 4.5 rebounds, 2.4 assists and 0.5 blocks in team-high 33.1 minutes per game... Scored 10-plus points 44 times and 20-plus 10 times... Grabbed 10-plus rebounds twice and recorded two points/rebounds double-doubles... Led the team in scoring seven times, in rebounds four times and in assists eight times... Scored a season-high 29 points twice [at Minnesota (1/18) and at Cleveland (3/28)]... Tied career-high 13 field goals at Cleveland (3/28)... Grabbed season-high 10 rebounds twice [vs. Sacramento (2/17) and vs. Charlotte (2/29)]... Dished out season-high seven assists at Sacramento (3/14)... Tied career-high three steals vs. Chicago (1/4) and



blocked season-high three shots vs. Portland (1/21)... Recorded his 9,000th career point at Sacramento (3/14) becoming the 10th Piston to score 9,000 points... Played in his 700th career game vs. Toronto (3/10) to become only the sixth Pistons player to play in 700 career games (Joe Dumars, Isiah Thomas, Bill Laimbeer, Vinnie Johnson, Lindsey Hunter)... Recorded his 400th career steal at Houston (1/17) and his 400th career block at Minnesota (1/18)... Enjoyed his best month of the season in March when he averaged 15.1 points (.462 FG, .500 3FG, .741 FT), 4.3 rebounds, 2.8 assists and 35.0 minutes in 15 games... Led the team in minutes per game for the sixth time in his career and for the fifth time in the last six seasons... Averaged 14.4 points in Pistons wins and 11.5 in losses... Missed two games due to a family matter and one game with a DNP-CD (rest)... **2010-11 (Detroit):** Appeared in 78 games (all starts) averaging 14.1 points (.473 FG, .347 3FG, .702 FT), 4.2 rebounds, 2.8 assists and 0.38 steals in 32.8 minutes per game... Scored 10-plus points a team-leading 66 times, 20-plus points 12 times and 30-plus points twice... Grabbed 10-plus boards four times while recording four double-doubles (points/rebounds)... Led the team in scoring 18 times, rebounds seven times and assists eight times... His 14.1 points per game ranked tied for second in team scoring... Played in his 600th career game vs. New York (11/28)... Recorded his 8,000th career point vs. Dallas (1/17)... Recorded his 3,000th career rebound at Milwaukee (2/5)... Led the Pistons in minutes per game with 32.8... Scored a season-high 31 points including a career-high tying 13 field goals made vs. New York (11/28)... Dished out a season-high eight assists and blocked a season-high three shots vs. New Orleans (12/19)... Pulled down a season-high 13 rebounds vs. Phoenix (1/22)... Tallied a season-high 47 minutes vs. New Orleans (12/19)... Scored 1,000-plus points for the sixth time in his career... Averaged 15.6 points on 52% shooting in 29 Pistons wins compared to 13.2 points on 45% shooting in Pistons losses... Scored 15.5 points per game and grabbed 5.0 rebounds per game in home games compared to 12.7 points per game and 3.5 rebounds per game in road contests... Led the Pistons in scoring for the month of January where he averaged a season-best 15.5 points per game... Missed one game with an upset stomach at Philadelphia (2/25), DNP-CD vs. Utah (2/26) and missed two games with a sore SI joint (3/1-3/2)... **2009-10 (Detroit):** Appeared in 49 games (all starts), fewest since his rookie season, averaging 13.5 points (.486 FG, .370 3FG), 5.1 rebounds, 3.3 assists and 0.70 steals in 34.0 minutes per game... Had a consecutive games played streak of 497 and consecutive games started streak of 439 snapped vs. Orlando (11/3)... His 497 consecutive games played ranked third all-time in franchise history behind Terry Tyler [574 (10/13/78 – 4/14/85)] and Bill Laimbeer [561 (2/17/82 – 1/27/89)]... His consecutive games started streak of 439 games led the NBA prior to being snapped... Missed 26 games with a small ruptured disc in his lower back (11/3-12/23) and six games with a sore left knee (1/11-1/20)... Scored 10-plus points 37 times and 20-plus points on seven occasions... Grabbed 10-plus rebounds twice and recorded two double-doubles (point/rebound)... Led the team in scoring 10 times, assists 11 times and rebounds six times... Scored a season-high 29 points (season-high 13-22 FG) with a season-high 10 rebounds and three assists in a season-high 45 minutes vs. Houston (3/7)... Also grabbed a season-high 10 rebounds at L.A. Clippers (2/24)... Dished out a season-high eight assists twice [at Golden State (2/27) and vs. Cleveland (3/16)]... Averaged 17.4 points and shot 56.7% from the field in wins (12) compared to 12.2 points and 30.2% from the field in losses (37)... Missed one game tending to a personal matter on 4/7 vs. Atlanta... **2008-09 (Detroit):** Appeared in 82 games (all starts) averaging 14.2 points (.450 FG, career-high .397 3FG, .778 FT), a career-high 5.8 rebounds and 3.1 assists in a career-high 37.3 minutes per game... Among NBA leaders, ranked T20th in minutes per game (37.3 mpg)... Was the only Pistons player to start all 82 regular-season games and played in all 82 games for the sixth consecutive season... Recorded his fifth consecutive season with 1,000-plus points (1,163)... Led the team in scoring 13 times, rebounds 15 times and assists 10 times... Ranked third on the team in scoring (14.2 ppg) and fourth in rebounds (5.8 rpg)... Grabbed 10-plus rebounds 12 times, including a career-high 16 rebounds at Golden State (11/13)... Recorded a career-high 11 double-doubles [10 points/rebounds, 1 points/assists] which ranked third on the team and was the most since he recorded five during the 2006-07 season... Scored his 5,000th career NBA point at Charlotte (1/12)... Played his 500th career NBA game at Milwaukee (2/7)... **2007-08 (Detroit):** Appeared in 82 games (all starts) averaging 13.2 points (.448 FG, .363 3FG, .768 FT), 4.9 rebounds and a career-high 3.3 assists in 32.9 minutes per game... Was named NBA All-Defensive Second Team for the fourth consecutive season... Among NBA league leaders ranked 20th in assist-to-turnover ratio (2.95-to-1)... Recorded his fourth consecutive season with 1,000-plus points (1,080)... Scored 20-plus points 15 times (Pistons 13-2 in those games) and 30-plus points once... Scored a career-high 34 points (13-23 FG, 1-4 3FG, 7-7 FT) in 44 minutes at Miami (11/1)... **2006-07 (Detroit):** Appeared in 82 games (all starts) averaging 14.3 points (.460 FG, career-high .386 3FG, .768 FT), 5.2 rebounds, 2.8 assists and 0.67 blocks in 36.6 minutes per game... Recorded his third consecutive season with 1,000-plus points (1,171)... Ranked third on the team in scoring (14.3 ppg) and fourth in rebounds (5.2 rpg)... **2005-06 (Detroit):** Appeared in 82 games (all starts) averaging 14.1 points (.455 FG, .350 3FG, .765 FT), 4.2 rebounds, 2.3 assists and

0.48 blocks in 35.3 minutes per game... Played a career-high 55 minutes vs. Washington (11/25)... **2004-05 (Detroit):** Appeared in 82 games (all starts), averaging a career-high 14.7 points (14.7) (career-high .487 FG, .341 3FG, career-high .807 FT)... Started all 25 playoff games for the club, averaging 13.4 points, 6.3 rebounds, 3.3 assists and 1.04 steals in 40.9 minutes per game... Ranked fifth among small forwards in field goal percentage... Finished third in the NBA's Most Improved Award voting, improving in almost every statistical category – including points, rebounds, assists, field goal percentage, free throw percentage and minutes played... Recorded his first 1,000-point season and finished with 1,206 total points... **2003-04 (Detroit):** Appeared in 82 games (80 starts), averaging 10.3 points (.467 FG, .363 3FG, .766 FT), 4.8 rebounds, 2.3 assists, 0.77 steals, 0.84 blocks and 32.9 minutes... Ranked third among second-year forwards in scoring and first in field goal percentage... **2002-03 (Detroit):** Appeared in 42 games (five starts) averaging 3.3 points, 1.1 rebounds, 0.6 assists and 10.4 minutes.

#### PLAYOFF NOTES

Owens career playoff averages of 11.4 points, 5.2 rebounds and 2.6 assists in 140 career playoff games (127 starts) with Detroit and Memphis... **2014 (Memphis):** Averaged 3.0 points and 1.4 rebounds in 16.1 minutes during Memphis' first round loss to Oklahoma City... **2013 (Memphis):** Played in 30.3 minutes in 15 games (all starts) during Memphis' second-round run, averaging 7.0 points and 3.8 rebounds per game... **2009 (Detroit):** Averaged 3.8 points and 3.5 rebounds in four playoff games... **2008 (Detroit):** Averaged 13.8 points and 5.5 rebounds in 17 games (all starts) during Detroit's Eastern Conference Finals run... **2007 (Detroit):** Averaged 14.1 points, 6.4 rebounds and 3.8 assists per game in 16 games... **2006 (Detroit):** Averaged 16.4 points and 5.7 rebounds in 41.4 minutes per game, including scoring a playoff-career-high 29 points in the Eastern Conference Finals against Miami... **2005 (Detroit):** Averaged 11.8 points and 5.6 rebounds in 25 games as Detroit reached the NBA Finals for the second consecutive season... **2004 (Detroit):** Won the NBA Championship with Detroit, averaging 9.9 points and 6.0 rebounds in 34.6 minutes per game... Recorded a playoff career-high-tying four blocks three times, including the spectacular game-saving block of a Reggie Miller break away lay-up in Game 2 of the Eastern Conference Finals vs. Indiana... **2003 (Detroit):** Averaged 9.4 points and 3.8 rebounds in 25.5 minutes per game... Scored game-tying bucket vs. Philadelphia in Game 2 of the conference semifinals with 4.2 seconds remaining and then scored seven of his then-playoff-career-high 20 points in overtime to give the Pistons a 104-97 win.

#### COLLEGE NOTES

Named Second Team All-America by The Associated Press as a junior and Third Team as a senior...Originally an early entry candidate for the 2001 NBA Draft, but withdrew his name from consideration...Three-time Kentucky Team MVP...Finished seventh in Kentucky history in scoring (1,775 points), second in three-point field goals made (204) and attempted (621) and fifth in blocks (142)...In 135 career-college games, averaged 13.1 points on 45.7% (.648-1,419 FG) shooting, with 5.6 rebounds and 1.9 assists...As a senior, named First Team All-SEC and Second Team All-America by the NABC...Led the Cats in scoring (17.5 ppg) and rebounding (6.3 rpg)...Scored a career-high 41 points against Tulsa in the NCAA Tournament, the highest single-game total in the 2002 Tournament...As a junior, made the 10-member Wooden All-America team and was named to NABC's third team...Swept AP and Coaches 2001 SEC Player of the Year honors...Made first-team All-SEC in both polls...Became the 48th member of UK's prestigious 1,000-point club...Earned SEC Tournament MVP honors...Was a Second Team All-SEC pick by league coaches as a sophomore.

#### PERSONAL NOTES

Given name is Tayshaun Durell Prince...Nicknamed "Tay"...Parents are Thomas and Diane Prince and he has two siblings, Tisha and older brother Tommie, who played basketball at Pepperdine...He and his wife, Farah, have a son, Tahj...The pair purchased a suite for all Pistons' games during the 2008-09 and 2009-10 seasons and named it "Tay's Town" in partnership with Kids Kicking Cancer...The suite allowed special Detroit area children inflicted with cancer the opportunity to come and see an NBA game in person...Active in the Detroit community as a member of the Pistons All-Star Read-To-Achieve Reading Team...Makes appearances throughout the year reading to youngsters...Graduated on schedule in May 2002 with a degree in sociology...The 1998 McDonald's All-American led Dominguez HS to a 96-9 (91.4%) record during his three seasons, including a state championship during his junior year of 1997...Won the George Yardley Award from the Los Angeles Times as the best high school player in Southern California, joining former winners Baron Davis, Paul Pierce, and Charles O'Bannon.



### CAREER HIGHS

Minutes	55	03/18/09	Detroit at Houston (Twice)
Field Goals	13	01/18/12	Detroit at Minnesota (9 times)
Field Goal Attempts	26	03/17/09	Detroit at Dallas
Three-Point Field Goals	6	12/01/06	Detroit vs New York
Three-Point Attempts	7	12/27/06	Detroit at New York (4 times)
Free Throws	10	01/23/09	Detroit vs Dallas (3 times)
Free Throw Attempts	11	03/11/09	Detroit vs New York (Twice)
Offensive Rebounds	8	02/02/07	Detroit vs Milwaukee
Defensive Rebounds	15	11/13/08	Detroit at Golden State
Rebounds	16	11/13/08	Detroit at Golden State
Assists	12	03/20/09	Detroit vs L.A. Clippers
Steals	3	12/15/13	Memphis vs Minnesota (19 times)
Turnovers	7	03/02/10	Detroit vs Boston
Blocked Shots	4	02/05/05	Detroit at New Jersey (4 times)
Points	34	11/01/07	Detroit at Miami

### NBA REGULAR SEASON STATS

Year/Team	G	MIN	FIELD GOALS			3-POINT FG			FREE THROWS			REBOUNDS			AST	PF	STL	BLK	PTS	AVG
			FG	FGA	PCT	FG	FGA	PCT	FT	FTA	PCT	OFF	DEF	TOT						
02-03/DET	42	435	53	118	.449	20	47	.426	11	17	.647	5	40	45	24	25	10	14	137	3.3
03-04/DET	82	2701	338	723	.467	57	157	.363	108	141	.766	93	297	390	191	149	63	69	841	10.3
04-05/DET	82	3039	469	963	.487	47	138	.341	221	274	.807	133	302	435	247	161	56	71	1206	14.7
05-06/DET	82	2898	455	999	.455	64	183	.350	182	238	.765	104	242	346	186	96	62	39	1156	14.1
06-07/DET	82	3001	459	997	.460	81	210	.386	172	224	.768	144	285	429	227	116	51	55	1171	14.3
07-08/DET	82	2694	421	940	.448	53	146	.363	185	241	.768	109	289	398	268	90	42	33	1080	13.2
08-09/DET	82	3057	459	1020	.450	56	141	.397	189	243	.778	128	348	476	253	104	44	51	1163	14.2
09-10/DET	49	1664	282	580	.486	27	73	.370	70	98	.714	71	177	248	161	77	34	22	661	13.5
10-11/DET	78	2562	473	1001	.473	34	98	.347	118	168	.702	78	251	329	215	90	30	41	1098	14.1
11-12/DET	63	2087	336	798	.421	37	104	.356	89	115	.774	72	209	281	153	77	27	32	798	12.7
12-13/DET-MEM	82	2631	359	820	.438	38	94	.404	96	130	.738	72	292	364	196	86	48	25	852	10.4
13-14/MEM	76	1948	200	492	.407	20	69	.290	34	60	.567	32	202	234	119	63	39	19	454	6.0
14-15/MEM-BOS-DET	58	1397	177	402	.440	31	67	.463	49	65	.754	52	158	210	93	55	29	16	434	7.5
<b>Career</b>	<b>940</b>	<b>30114</b>	<b>4481</b>	<b>9853</b>	<b>.455</b>	<b>565</b>	<b>1527</b>	<b>.370</b>	<b>1524</b>	<b>2014</b>	<b>.757</b>	<b>1093</b>	<b>3092</b>	<b>4185</b>	<b>2333</b>	<b>1189</b>	<b>535</b>	<b>487</b>	<b>11051</b>	<b>11.8</b>

### NBA PLAYOFF STATS

Year/Team	G	MIN	FIELD GOALS			3-POINT FG			FREE THROWS			REBOUNDS			AST	PF	STL	BLK	PTS	AVG
			FG	FGA	PCT	FG	FGA	PCT	FT	FTA	PCT	OFF	DEF	TOT						
02-03/DET	15	382	49	115	.426	14	48	.292	29	38	.763	11	46	57	23	20	8	13	141	9.4
03-04/DET	23	795	87	212	.410	13	49	.265	41	55	.745	41	96	137	53	61	25	31	228	9.9
04-05/DET	25	1023	133	307	.433	22	60	.367	48	60	.800	56	102	158	83	50	26	9	336	13.4
05-06/DET	18	745	106	231	.459	21	46	.457	63	76	.829	43	59	102	54	23	12	15	296	16.4
06-07/DET	16	665	83	200	.415	18	44	.409	41	54	.759	27	76	103	60	30	15	5	225	14.1
07-08/DET	17	671	100	208	.481	8	25	.320	27	34	.794	32	62	94	55	30	14	8	235	13.8
08-09/DET	4	129	7	27	.259	1	5	.200	0	0	---	1	13	14	5	4	1	0	15	3.8
12-13/MEM	15	454	43	121	.355	5	19	.263	14	23	.609	12	45	57	29	18	7	5	105	7.0
13-14/MEM	7	113	10	26	.385	1	4	.250	0	0	---	4	6	10	6	8	1	0	21	3.0
<b>Career</b>	<b>140</b>	<b>4977</b>	<b>618</b>	<b>1447</b>	<b>.427</b>	<b>103</b>	<b>300</b>	<b>.343</b>	<b>263</b>	<b>340</b>	<b>.774</b>	<b>227</b>	<b>505</b>	<b>732</b>	<b>368</b>	<b>244</b>	<b>109</b>	<b>86</b>	<b>1602</b>	<b>11.4</b>





## RICKY RUBIO | 9

GUARD

HEIGHT 6-4

WEIGHT 194 lbs.

BIRTHDATE October 21, 1990 in El Masnou, Spain

EXPERIENCE Four years

ACQUIRED 2009 NBA Draft

DRAFTED 2009, 1st round (5th overall) by the Minnesota Timberwolves

### 2014-15 SEASON

Saw his fourth NBA season interrupted by injury, undergoing arthroscopic surgery on his left ankle on Apr. 13... Appeared in just 22 games, averaging 10.3 ppg, 5.7 rpg, 8.8 apg and 1.73 spg in 31.5 mpg... Led the Wolves in assists 18 times, finishing with an assist/TO ratio of 3.02-to-1 (193 ast/64 TO)... Shot 35.6% from the field, 25.5% (13-for-51) from three-point distance and 80.3% from the FT line... Initially suffered a sprained left ankle Nov. 7 at Orlando, after a four-game start in which he produced 10.8 ppg, 6.3 rpg and 11.0 apg, and was sidelined for the ensuing 42 contests... Returned Feb. 2 at Dallas and appeared in 16 of the next 17 games before reinjuring the ankle Mar. 13 at Oklahoma City... Collected 13 points, eight rebounds and 15 assists Mar. 7 vs. Portland, his 17th career game with 8+ pts/8+ reb/8+ ast; only Kevin Garnett (94) has collected more in a Wolves uniform... It was his seventh point/assist double-double of the season (47th career); he also scored the 2000th point of his NBA career in the contest... Registered his fourth career triple-double Mar. 2 vs. the L.A. Clippers; the point (18) and rebound (12) totals were season bests... Logged a season-high 41:35 on Feb. 28 vs. Memphis, part of a 10-game stretch that saw him average 37.1 mpg... Handed out a career-high and franchise-record-tying 17 assists Nov. 1 vs. Chicago.

### NBA CAREER NOTES

Re-signed by Minnesota to a four-year contract extension on Oct. 31, 2014... Signed by Minnesota to a two-year contract on June 17, 2011... Selected by Minnesota in the 1st round (5th overall) of the 2009 NBA Draft... **2013-14 (Minnesota):** Became the 10th player in Wolves history to start all 82 games... Averaged 9.5 ppg, 4.2 rpg and a career-best 8.6 rpg -- good for 4th in the NBA and the top single-season figure by a Minnesota player since Terrell Brandon dished 8.9 apg in 1999-2000... Also ranked 2nd in the league in steals (2.32 spg); his 190 total steals broke the franchise record previously held by Tyrone Corbin (175 in 1989-90)... Shot 38.1% from the floor, 33.1% from three-point range and 80.2% from the FT line... Collected 15 point/assist double-doubles (boosting his career total to 40) and notched a pair of triple-doubles: Nov. 10 at the L.A. Lakers (12 pts/10 reb/14 ast) and Mar. 19 at Dallas (22/10/15)... Played a career-high 49:08 in that Dallas contest; the 10 rebounds equaled his season high... Scored 20+ points four times and was Minnesota's leading scorer on three occasions; he led the Wolves across the board with 19 points, eight rebounds and five assists Feb. 5 at Oklahoma City... Tied the club single-game record by dishing 17 assists vs. Indiana on Feb. 19, joining six others (most recently Chauncey Billups vs. Dallas on Mar. 28, 2002)... Swiped a season-high seven steals Feb. 12 vs. Denver, and tallied a career-high 25 points Feb. 8 vs. Portland... The Jan. 21 outing at Utah was the 12th 4x5 (11 pts/5 reb/13 ast/5 stl) night of his career... Dealt his 1000th career assist Dec. 30 vs. Dallas... **2012-13 (Minnesota):** Played in 57 games (47 starts)... Made his first appearance Dec. 15 vs. Dallas; he'd been sidelined for the first 20 games while recovering from surgery to repair a torn ACL and a torn LCL in his left knee... Averaged 10.7 ppg, 4.0 rpg and 7.3 apg while playing 29.7 mpg; he shot 36.0% from the floor, 29.3% from three-point range and 79.9% from the line... Ranked 2nd in the NBA in steals (2.40 spg), breaking the previous franchise single-season mark (2.17) set by Micheal Williams in 1992-93; he also finished 10th in assists... Tallied a game- and season-high 24 points Apr. 13 vs. Phoenix, his third 20-point/10-assist outing in the season's final month... Added five rebounds and five steals in that game, making it his sixth career 10+ point/10+ assist/5+ steal effort... Picked off eight steals Apr. 3 at Milwaukee, tying the franchise record shared by Tyrone Corbin and Terrell Brandon; it also matched the NBA's single-game best for 2012-13 (Kemba Walker, Nov. 10)... The five three-pointers and eight TOs at Milwaukee were both career highs; he sank 16 of his final 36 from beyond the arc (44.4%)... Tallied a game-high 23 points Mar. 30 vs. Memphis, the second time he led the Wolves across the board (pts/reb/ast)... Collected his first career triple-double Mar. 12 vs. San Antonio, racking up 21 points, 12 assists and a career-high 13 rebounds... Swiped six steals Mar. 6 vs. Washington, capping a run that saw him grab 43 steals in 10 contests, the most prolific 10-game stretch in the NBA since Ron Artest totaled 44 in 2002 (Jan. 19-Feb. 12)... Chipped in five points and 10 assists in the BBVA Rising Stars Challenge on Feb. 15... Dished a season-high 14 assists vs. Portland on Feb. 4; he had 10 of the assists in the fourth quarter, matching a franchise record he shares with Stephon Marbury and Pooh Richardson... **2011-12 (Minnesota):** Made his NBA debut by playing in 41 games before suffering a torn ACL and a torn LCL in his left knee on Mar. 9 vs. the Lakers; he underwent reconstructive surgery on Mar. 21 and missed the Wolves' final 25 contests... Earned First Team All-Rookie honors and finished 2nd to Kyrie Irving of Cleveland in voting for the NBA's Rookie of the Year Award, equaling the best-ever showing by a Wolves player (Stephon Marbury, 1996-97)... Started 31 times, with Minnesota going 18-13; they slipped to 5-20 following the injury... Averaged 10.6 ppg, 4.2 rpg and 2.22 spg in 34.2 mpg, while leading all rookies (and ranking 6th in the NBA) in assists with 8.2 apg... It's the Wolves' highest per-game average since Terrell Brandon handed out 8.9 apg in 1999-2000; Marbury,



Micheal Williams and Pooh Richardson are the only other Wolves players to average 8+ apg in a season... Shot 35.7% from the field, 34.0% (32-for-94) from three-point range and 80.3% (good for 3rd among rookies) from the FT line... Contributed 15 points and 10 assists in his final appearance (Mar. 9 vs. the Lakers), his 12th double-double on the year; that's the most by a Wolves player since Sam Cassell totaled 18 in 2003-04... Tied a franchise record by handing out 10 assists in the 1st quarter at Portland on Mar. 3... Netted 12 points and seven assists in the BBVA Rising Stars Challenge on Feb. 25, as part of All-Star Weekend in Orlando... Scored 14 of his season-high 22 points in the 1st quarter vs. Philadelphia on Feb. 19... Matched his season best with 14 assists Feb. 7 vs. Sacramento (also Jan. 8 at Washington), and swiped a season-high six steals twice (Jan. 18 vs. Detroit, Feb. 3 at New Jersey); he registered 3+ steals in a game 18 times... Led the Wolves in rebounds (a season-high eight) Jan. 30 at Houston, while scoring 18 points... Named January's Western Conference Rookie of the Month... Played 40+ minutes on five occasions, with a high of 46:27 in the Jan. 25 victory at Dallas.

#### PROFESSIONAL CAREER NOTES

**2010-11:** Averaged 4.8 points, 3.2 rebounds and 4.1 assists in 42 games during his second season with Barcelona... Earned his first Spanish ACB League Championship following an 8-0 run through the playoffs... Handed out at least five assists on 15 occasions... Tallied a season-best 15 points to go with eight assists against Caja Laboral on 11/20... Averaged 6.5 points, 3.2 rebounds and 3.6 assists in 20 Euroleague games... Also led his Barcelona team to victories in the Catalan Cup, Spanish Supercup and Spanish King's Cup tournaments... **2009-10:** Averaged 6.4 points, 2.7 rebounds and 4.3 assists in 42 games during his first season with Barcelona... Improved those averages to 6.8 points, 2.9 rebounds and 4.1 assists in 22 contests during Barcelona's run to the Euroleague title... Also contributed to Barcelona's victories in the Catalan Cup, Spanish Supercup and Spanish King's Cup tournaments... Earned MVP honors at the Catalan Cup Tournament... Following the season, honored as the league's top point guard and named to the All-Spanish ACB League Team... Also named the Euroleague Rising Star for 2010... Posted two games with 10+ assists and 18 games with at least five dimes... Scored in double figures nine times, including a season-best 18 points on 6-of-9 shooting (3-of-4 from three) in a win over Real Madrid on 12/27... **2008-09:** Averaged 9.8 points, 2.7 rebounds, 5.8 assists in 25 games for DKV Joventut... Led the ACB League with 2.2 steals per game... Scored in double figures in 12 games and handed out 10+ assists five times (two double-doubles)... Appeared in five games during the Euroleague season, averaging 2.4 points, 2.4 rebounds and 2.8 assists per game... Catalan Cup Tournament champion... Named Spanish ACB League Defensive Player of the Year... Also named the FIBA European Young Player of the Year for a third consecutive season... **2007-08:** Averaged 10.2 points, 3.3 rebounds, 3.9 assists and 2.0 steals over 39 games in his most decorated season as a pro... Led his team to wins in the 2007 Catalan Cup Tournament, the 2008 Spanish King's Cup and the 2008 EuroCup... Named the 2008 FIBA Young Player of the Year as well as the 2008 European Player of the Year... Also honored as the ACB League's top point guard and named to the All-Spanish ACB League Team... Scored in double figures in 20 games, including a season-high 25 points on 6-of-9 shooting (12-of-12 FTs) in a win over Akasvayu Girona on 11/25... **2006-07:** Averaged 4.5 points, 2.6 rebounds and 2.6 assists in 43 games... Led the ACB league in steals, averaging 1.9 thefts per game... Saw his first action in Euroleague, appearing in 16 games and averaging 3.6 points, 2.4 rebounds and 2.8 assists... Following the season, honored with the 2007 Spanish ACB League Rising Star Award as well as the FIBA European Young Player of the Year Award, given annually to the best player in Europe under the age of 22... **2005-06:** Made his Spanish ACB League debut on 10/15 at the age of 14, becoming the youngest player ever to compete in Spain's top professional league... Averaged 2.6 points, 1.1 rebounds 0.7 assists in 14 games during his rookie season... Helped his team to victories in the 2005 Catalan Cup Tournament and the 2006 EuroChallenge Tournament.

#### INTERNATIONAL NOTES

Began his international career on Spain's Under-16 team in 2005, winning a bronze medal at the 2005 FIBA Europe U16 Championships... Competed at the 2014 FIBA World Cup... Averaged 5.4 points, 5.1 assists, 4.4 rebounds and 3.6 steals in 20.9 minutes per contest... Competed at the 2013 EuroBasket Championship... Named MVP of the 2006 FIBA Europe U16 Championships after leading Spain to the gold medal... Averaged 22.3 points, 12.8 rebounds, 7.1 assists and 6.5 steals per game during the tournament, including two triple-doubles and a quadruple-double (posted 51 points, 24 rebounds, 12 assists and 7 steals in the championship game against Russia)... Named to the Spanish team for the 2008 Olympics in Beijing, where at age 17 he became the youngest ever to participate in the gold-medal game... A member of Spain's gold-medal-winning entry at the 2009 FIBA European Championships.

#### PERSONAL

Born on Oct. 21, 1990... His parents are Esteban and Tona Rubio... Has an older brother, Marc, who also plays professional basketball in Spain's second division, and a younger sister, Laia... Lists Steve Nash as his favorite NBA player... Twitter handle: @RickyRubio9.



CAREER HIGHS

Minutes	49	03/19/14	Minnesota at Dallas
Field Goals	10	04/08/14	Minnesota vs San Antonio
Field Goal Attempts	19	02/08/14	Minnesota vs Portland
Three-Point Field Goals	5	04/03/13	Minnesota at Milwaukee
Three-Point Attempts	6	04/03/13	Minnesota at Milwaukee
Free Throws	12	02/13/13	Minnesota vs Utah
Free Throw Attempts	13	02/13/13	Minnesota vs Utah
Offensive Rebounds	4	03/05/12	Minnesota vs L.A. Clippers
Defensive Rebounds	12	03/12/13	Minnesota vs San Antonio
Rebounds	13	03/12/13	Minnesota vs San Antonio
Assists	17	11/01/14	Minnesota vs Chicago (Twice)
Steals	8	04/03/13	Minnesota at Milwaukee
Turnovers	8	04/03/13	Minnesota at Milwaukee
Blocked Shots	2	01/01/14	Minnesota vs New Orleans (Twice)
Points	25	02/08/14	Minnesota vs Portland

NBA REGULAR SEASON STATS

	FIELD GOALS					3-POINT FG			FREE THROWS			REBOUNDS									
Year/Team	G	MIN	FG	FGA	PCT	FG	FGA	PCT	FT	FTA	PCT	OFF	DEF	TOT	AST	PF	STL	BLK	PTS	AVG	
11-12/MIN	41	1404	139	389	.357	32	94	.340	126	157	.803	21	150	171	336	97	91	8	436	10.6	
12-13/MIN	57	1691	185	514	.360	27	92	.293	211	264	.799	44	185	229	418	143	137	5	608	10.7	
13-14/MIN	82	2638	255	670	.381	44	133	.331	227	283	.802	61	281	342	704	218	191	11	781	9.5	
14-15/MIN	22	692	78	219	.356	13	51	.255	57	71	.803	19	106	125	193	59	38	1	226	10.3	
Career	202	6425	657	1792	.367	116	370	.314	621	775	.801	145	722	867	1651	517	457	25	2051	10.2	



## DAMJAN RUDEŽ | 10

FORWARD

HEIGHT 6-10

WEIGHT 228 lbs.

BIRTHDATE June 17, 1986 in Zagreb, Croatia

EXPERIENCE One year

ACQUIRED Via trade from Indiana on July 12, 2015

DRAFTED 2008, Undrafted

### 2014-15 SEASON

Appeared in 68 games with the Pacers and made two starts during his rookie season, averaging 4.8 points in 15.4 minutes per game... Shot 45.2 percent from the field, a team-best 40.6 percent from three-point range and 69.6 percent from the free throw line... Led all NBA rookies in three-point percentage and finished sixth among first-year players with 69 three-point field goals made... Scored in double figures nine times... Finished with a season-high 18 points, including 16 in the fourth quarter, as he shot 7-for-10 from the field and 4-for-6 from three-point range in the Pacers' comeback victory at Orlando, 1/25... Made a season-high five three-pointers and dished out a season-high five assists in his second start of the season against the Magic, 3/10... Earned the first start of his career against the 76ers, 3/1... Recorded 11 DNP-CDs... Missed three games from Dec. 23-27 with an upper respiratory infection.

### NBA CAREER NOTES

Acquired by Minnesota from the Indiana Pacers in exchange for Chase Budinger on July 12, 2015... Signed as a free agent by the Indiana Pacers on July 11, 2014... Went undrafted in the 2008 NBA Draft.

### PROFESSIONAL NOTES

**2013-14:** Played in 36 games for CAI Zaragoza in the Endesa League in Spain, finishing as the team's second-leading scorer while averaging 10.7 points per game... Finished as the team's leading scorer in the 16-game Eurocup, averaging 10.4 points, 1.8 rebounds and 2.3 assists per game while shooting 51.9 percent (28-54) from three-point range in 24.6 minutes per contest... Played two games in the Spanish Cup, averaging 13.5 points and 3.0 rebounds per game while shooting 11-for-18 (61.1 percent) from the field and 5-for-5 from behind the arc... **2012-13:** Played in 33 games for CAI Zaragoza during the year, averaging 8.8 points and 1.8 rebounds per game... Finished third on the team in scoring and shot 49.1 percent from the field and 41.7 percent (48-115) from the field in Enesa League play... **2011-12:** Made 40 appearances (17 starts) for Cibona Zagreb in Croatia, combining for an average of 11.8 points and 2.4 rebounds per game while shooting 54.5 percent from the field, 48.2 percent from three-point range and 84.4 percent from the line... Helped Cibona Zagreb win the Croatian (A-1 Liga) National Championship... **2010-11:** Played 40 games (20 starts) for KK Cedevita in Croatia, averaging 12.4 points, 2.8 rebounds and 1.1 assists per game while shooting 50.6 percent from the field and 38 percent from three-point range... **2009-10:** In his first season with KK Cedevita, posted averages of 11.1 points, 2.8 rebounds and 1.1 assist per game while shooting 49.9 percent from the field (39.0 percent from three-point range)... **2008-09:** Won the Slovenian National Championship as a member of Union Olimpija... Averaged 6.2 points and 1.8 rebounds per game while shooting 48.0 percent from the field in 40 appearances... Played in the 2008 Adriatic League All-Star Game... **2006-08:** Played two seasons at the junior level for KK Split in Croatia, averaging 12.1 points and 3.8 rebounds per game in 77 outings... Shot a combined 52 percent from the field, 39.5 percent from three-point range and 81 percent from the line in the two seasons.

### INTERNATIONAL NOTES

Member of the Croatian Senior National Team since 2008... **2015:** Averaged 1.7 points and 0.5 rebounds in 11.3 minutes per game during EuroBasket 2015 with Croatia... **2014:** Helped Croatia reach the knockout stage of the 2014 FIBA World Cup, averaging 5.2 points and 1.2 rebounds in 14.0 minutes per game... **2013:** Helped Croatia reach the semifinals and a fourth place finish in the 2013 European Championships, posting averages of 6.6 points and 1.3 rebounds per game in 10 games... Shot 50 percent from the field (21-42) and a team-best 51.6 percent from three-point range (16-31) in 18 minutes per contest... **2012:** Played in two games during qualification for EuroBasket 2013, averaging 8.5 points and 1.5 rebounds per game while shooting 6-for-12 from the field and 3-for-6 from long distance... **2011:** Went scoreless on 0-5 shooting with four rebounds in 4.4 minutes per game in three appearances during the 2011 European Championships... **2008:** Member of the Croatian team that placed sixth in the Beijing Olympic Games... Played in two of Croatia's six games in the Olympics, averaging 6.5 points and 2.0 rebounds in 11.0 minutes per game... **2006:** Played in all eight games in the 2006 Under-20 European Championships, helping the Croatian Junior National Team finish in 5th place... Averaged 8.1 points, 2.6 rebounds and 1.5 assists in 21.0 minutes per game.

### PERSONAL NOTES

Born June 17, 1986 in Zagreb, Croatia... Twitter handle: @Damjan\_Rudez... Name is pronounced DAHM-yahn ROO-dezh.





CAREER HIGHS

Minutes	29	01/25/15	Indiana at Orlando (Twice)
Field Goals	7	01/25/15	Indiana at Orlando
Field Goal Attempts	10	01/25/15	Indiana at Orlando
Three-Point Field Goals	5	03/10/15	Indiana vs Orlando
Three-Point Attempts	7	03/25/15	Indiana at Washington (3 times)
Free Throws	3	03/01/15	Indiana vs Philadelphia
Free Throw Attempts	3	03/01/15	Indiana vs Philadelphia (Twice)
Offensive Rebounds	1	03/29/15	Indiana vs Dallas (8 times)
Defensive Rebounds	3	03/26/15	Indiana at Milwaukee (Twice)
Rebounds	3	03/26/15	Indiana at Milwaukee (5 times)
Assists	5	03/10/15	Indiana vs Orlando
Steals	2	02/20/15	Indiana at Philadelphia (3 times)
Turnovers	3	02/09/15	Indiana vs San Antonio
Blocked Shots	1	01/17/15	Indiana at Charlotte (5 times)
Points	18	01/25/15	Indiana at Orlando

NBA REGULAR SEASON STATS

Year/Team	G	MIN	FIELD GOALS			3-POINT FG			FREE THROWS			REBOUNDS			AST	PF	STL	BLK	PTS	AVG
			FG	FGA	PCT	FG	FGA	PCT	FT	FTA	PCT	OFF	DEF	TOT						
14-15/IND	68	1047	119	263	.452	69	170	.406	16	23	.696	8	39	47	53	79	16	5	323	4.8
Career	68	1047	119	263	.452	69	170	.406	16	23	.696	8	39	47	53	79	16	5	323	4.8



## KARL-ANTHONY TOWNS | 32

FORWARD/CENTER

HEIGHT 7-0

WEIGHT 244 lbs.

BIRTHDATE Nov. 15, 1995 in Edison, N.J.

COLLEGE Kentucky

HIGH SCHOOL St. Joseph High School (Metuchen, N.J.)

EXPERIENCE Rookie

ACQUIRED 2015 NBA Draft

DRAFTED 2015, 1st round (1st overall) by the Minnesota Timberwolves

### NBA CAREER NOTES

Signed by Minnesota on July 7, 2015... Selected by Minnesota in the 1st round (1st overall) of the 2015 NBA Draft.

### COLLEGE NOTES

Played one season at Kentucky... Averaged 10.3 points and a team-high 6.7 rebounds while shooting 56.6 percent from the floor and 81.3 from the charity stripe for the Wildcats... Ranked second in the SEC and 37th in the nation in blocks (2.3 bpg)... Averaged 14.2 points and 6.8 rebounds in the NCAA Tournament... Named Midwest Region MVP after registering a career-high 25 points (10-13 FGs) and five rebounds vs. Notre Dame in the Elite Eight... Named AP and NABC Second Team All-American and Third Team by the Sporting News... Also honored as SEC Freshman of the Year, First Team All-SEC, USBWA All-District and SEC All-Freshman Team... Captured Freshman All-America honors by the USBWA and was a top-10 finalist for its Wayman Tisdale Award (freshman of the year)... Earned SEC Freshman of the Week three times and SEC Player of the Week once... Also tabbed USBWA/CBS Sports Wayman Tisdale National Freshman of the Week on Feb. 17 and NBC Sports National Player of the Week on Feb 9.

### HIGH SCHOOL NOTES

The Gatorade Male High School Athlete of the Year as a senior... A three time first-team All-State selection... Averaged 20.9 points, 13.4 rebounds and 6.2 blocks for St. Joseph (30-2), which won a state title... He shot 66.1 percent from the field and 82.2 percent from the free throw line as a senior... He also hit 127 3-pointers over his final three high school seasons... The No. 4 overall player in the 2014 class by Scout.com, No. 5 by Rivals and No. 9 by ESPN... Appeared in both the McDonald's All-America and Jordan Brand Classic games... Competed for the World Select Team in the Nike Hoop Summit.

### PERSONAL NOTES

Born on Nov. 15, 1995... Son of Jacqueline Cruz and Karl Towns... Father played basketball at Monmouth... Graduated high school with a 3.96 GPA and served as a member of his student council... Favorite player is Len Bias... Twitter handle: @KarlTowns.



## ANDREW WIGGINS | 22

FORWARD

HEIGHT 6-8

WEIGHT 199 lbs.

BIRTHDATE February 23, 1995 in Toronto, Ontario

COLLEGE Kansas

HIGH SCHOOL Huntington Prep (Huntington, W.Va.)

EXPERIENCE One year

ACQUIRED Via trade from Cleveland on August 23, 2014

DRAFTED 2014, 1st Round (1st overall) by the Cleveland Cavaliers

### 2014-15 SEASON

Crowned his first season in Minnesota by being named the recipient of the Eddie Gottlieb Trophy as the NBA's Rookie of the Year on Apr. 30... Received 110 of 130 first-place votes to become the first player in franchise history (and the first-ever Canadian-born player) to win the award... Named Western Conference Rookie of the Month four consecutive times to open the season... Started all 82 games – the first Wolves rookie to accomplish that feat – and averaged 16.9 ppg, 4.6 rpg, 2.1 apg and 1.05 spg while ranking 4th in the NBA in minutes (36.2 mpg)... Shot 43.7% from the field, 31.0% from three-point range and 76.0% from the FT line; he finished among the league's top 10 in both FTs made (354) and attempted (466)... Tallied 19.2 ppg (45.5%) and 4.8 rpg in his last 56 outings, boosting that to 23.3 ppg (45.1%), 5.8 rpg and 3.5 apg in the final 13... Reached double figures on 69 occasions, with four 30+ efforts (the most ever by a Wolves rookie) among his 31 games with 20+ points... Handed out a season-high nine assists Apr. 11 at Golden State, and led Minnesota across the board (29 pts/10 reb/6 ast) Apr. 10 at the L.A. Lakers... The latter game marked his second double-double of the season, while the 15-for-16 effort from the line represented team season highs in both categories... Pumped in 31 points on Mar. 27, his second 30+ showing at Houston and one of 26 times he led Minnesota overall... Logged a season-high 48:50 on Mar. 25 vs. the L.A. Lakers; he played 40+ minutes on 24 occasions... Went over the 1000-point mark Mar. 13 at Oklahoma City... Named MVP of the BBVA Rising Stars Challenge on Feb. 13 after garnering 22 points, six rebounds and four assists... Erupted for a season-high 33 points Jan. 31 vs. Cleveland; he also swiped a season-high four steals... Scored a game-high 31 points Jan. 17 at Denver, adding a season-high three blocks... Collected his first career double-double with 23 points and a season-high 10 rebounds Dec. 10 vs. Portland.

### NBA CAREER NOTES

Acquired by Minnesota from Cleveland on Aug. 23, 2014 as part of a three-team trade that also included Philadelphia... Signed by Cleveland to a two-year contract on July 24, 2014... Selected by the Cavs in the 1st round (1st overall) of the 2014 NBA Draft.

### INTERNATIONAL NOTES

Won a bronze medal with Canada at the 2015 FIBA Americas Championship held in Mexico... Averaged 15.1 points on 49.5% shooting (51.7% from three-point range) and 4.4 rebounds per game in 10 contests... Won a bronze medal with Canada at the 2010 FIBA U17 World Championship, held in Hamburg, Germany... Averaged 8.1 ppg (47.2%) and 3.3 rpg in eight contests (as a 15-year-old), highlighted by a 20-point, five-rebound, two-block effort vs. Team USA in the semifinals... Led Canada to bronze at the 2012 FIBA Americas U18 Championship, held in São Sebastião do Paraíso, Brazil... Contributed a team-high 15.2 ppg (41.3%), 7.6 rpg and 2.0 apg in five outings.

### COLLEGE NOTES

Played one season at Kansas... **2013-14:** Completed his freshman season by being named to the John R. Wooden All-America Team and earning Second Team All-America honors from the NABC, USBWA, SI.com and The Sporting News... Led the Jayhawks to a 25-10 record by tallying a team-high 17.1 ppg, setting the school's single-season freshman scoring record (597 points)... Added 5.9 rpg and 1.5 apg while swiping a team-leading 41 steals and blocking 34 shots; he shot 44.8% from the field, 34.1% (43-for-126) from three-point distance and 77.5% (176-for-227) from the FT line... Poured in a season-high 41 points (adding eight rebounds, a season-high five steals and a season-high four blocks) Mar. 8 at West Virginia, the most ever scored by a Kansas freshman and the most by any Jayhawk player since 1991... Tallied 20+ points on 11 occasions, including a 30-point effort (logging a season-high 45 minutes) on Mar. 13 vs. Oklahoma State in the Big 12 Conference Tournament.

### PERSONAL NOTES

Born on Feb. 23, 1995 in Toronto, Canada... Father, Mitchell, played collegiately at Florida State and for six seasons in the NBA with Chicago, Houston and Philadelphia... Mother, Marita, was a track star at FSU and competed for Canada in the 1984 and 1988 Olympics... Averaged 24.2 points, 8.5 rebounds, 4.1 assists and 2.7 blocked shots for Huntington Prep (in Huntington, W.Va.) in 2011-12... Earned numerous National Player of the Year honors during his high school career... Named Naismith High School Player of the Year and Gatorade Athlete of the Year across all high school sports in 2013... Ranked as the No. 1 recruit in the class of 2013 by every recruiting service... Voted by the USA Today as the 2013 American Family Insurance All-USA Player of the Year... Selected to play in the Jordan Brand Classic game and posted a game-high 19 points in 21 minutes... Twitter handle: @22wiggins.



CAREER HIGHS

Minutes	49	03/25/15	Minnesota vs L.A. Lakers (Twice)
Field Goals	14	01/31/15	Minnesota vs Cleveland
Field Goal Attempts	25	01/31/15	Minnesota vs Cleveland
Three-Point Field Goals	4	01/17/15	Minnesota at Denver
Three-Point Attempts	6	01/19/15	Minnesota at Charlotte
Free Throws	15	04/10/15	Minnesota at L.A. Lakers
Free Throw Attempts	16	04/10/15	Minnesota at L.A. Lakers
Offensive Rebounds	5	02/09/15	Minnesota vs Atlanta (3 times)
Defensive Rebounds	8	01/17/15	Minnesota at Denver
Rebounds	10	04/10/15	Minnesota at L.A. Lakers (Twice)
Assists	9	04/11/15	Minnesota at Golden State
Steals	4	01/31/15	Minnesota vs Cleveland (3 times)
Turnovers	6	04/11/15	Minnesota at Golden State (3 times)
Blocked Shots	3	01/17/15	Minnesota at Denver
Points	33	01/31/15	Minnesota vs Cleveland


NBA REGULAR SEASON STATS

Year/Team	G	MIN	FIELD GOALS			3-POINT FG			FREE THROWS			REBOUNDS			AST	PF	STL	BLK	PTS	AVG
			FG	FGA	PCT	FG	FGA	PCT	FT	FTA	PCT	OFF	DEF	TOT						
14-15/MIN	82	2969	497	1137	.437	39	126	.310	354	466	.760	134	240	374	170	190	86	50	1387	16.9
Career	82	2969	497	1137	.437	39	126	.310	354	466	.760	134	240	374	170	190	86	50	1387	16.9





## FOREIGN ASSETS



**BOJAN DUBLJEVIC**  
FORWARD

HEIGHT: 6-10  
WEIGHT: 242 lbs.  
DOB: 10/24/91  
COUNTRY: Montenegro

**NBA CAREER NOTES:** Selected by the Timberwolves with the 59th overall pick in the 2013 NBA Draft.

**PROFESSIONAL NOTES: 2014-15:** Played with Valencia BC in the Spanish basketball league Liga ACB... Averaged a team-high 10.6 points per game on 45.6% shooting in 38 games... Grabbed 4.7 rebounds per game (2nd on team)... Scored 24 points and grabbed eight rebounds in the season finale, a loss in the semifinals to Real Madrid.



**LIOR ELIYAHU**  
FORWARD

HEIGHT: 6-9 WEIGHT: 210 lbs.  
DOB: 9/9/85 COUNTRY: Israel

**NBA CAREER NOTES:** Acquired by the Timberwolves along with Chase Budinger in exchange for the 18th overall pick in the 2012 NBA Draft... Acquired by Houston in exchange for cash considerations in a draft-day trade with Orlando during the 2006 NBA Draft... Selected by the Magic with the 44th overall pick in the 2006 NBA Draft.

**PROFESSIONAL NOTES: 2014-15:** Played with Hapoel Jerusalem in the Israel Super League... Averaged 13.1 points and 6.3 rebounds in 40 league games, shooting 54.3% from the floor... Played in 10 EuroCup games with Hapoel Jerusalem, averaging 10.8 points and 3.2 rebounds per game.



**PAULAO PRESTES**  
CENTER

HEIGHT: 6-10 WEIGHT: 265 lbs.  
DOB: 2/15/88 COUNTRY: Montenegro

**NBA CAREER NOTES:** Selected by the Timberwolves with the 45th overall pick in the 2010 NBA Draft.

**PROFESSIONAL NOTES: 2015:** Played with Mogi das Cruzes in the Brazilian league, Novo Basquete Brasil... Appeared in 12 games, averaging 10.2 points and 5.7 rebounds per game... Shot 61.4% (51-of-83) from the floor.



**HENK NOREL**  
FORWARD

HEIGHT: 6-11 WEIGHT: 212 lbs.  
DOB: 9/17/87 COUNTRY: Netherlands

**NBA CAREER NOTES:** Selected by the Timberwolves with the 47th overall pick in the 2009 NBA Draft.

**PROFESSIONAL NOTES: 2014-15:** Played with CAI Zaragoza in the Spanish basketball league Liga ACB... Averaged 7.4 points and 4.6 rebounds per game in 17.3 minutes per game... Shot 60.1% from the floor in these contests.



**FRONT OFFICE**



Owner .....	Glen Taylor
Chief Executive Officer .....	Rob Moor
President .....	Chris Wright

#### BASKETBALL OPERATIONS

President of Basketball Operations/Head Coach .....	Flip Saunders
General Manager .....	Milt Newton
Interim Head Coach .....	Sam Mitchell
Assistant Coaches .....	Sid Lowe, Ryan Saunders, David Adelman, Bryan Gates
Coaching Intern .....	Gary Trent
Player Development Assistant/Player Development Video Coordinator .....	Vince Legarza
Vice President of Basketball Operations .....	Rob Babcock
International Scout .....	Zarko Durisic
Director of Player Personnel .....	Calvin Booth
Advance Scout .....	Derek Pierce
Manager of Basketball Administration/Salary Cap .....	Emmanuel Rohan
Director of Analytics/Scout .....	Matt Bollero
Manager of Team Travel/Facility Coordinator .....	Bill Hohenecker
Player Programs Director/Manager of Team Services .....	Kaayla Chones
Head of Video Department/Manager of Basketball Technology .....	Brice Long
Head Video Coordinator .....	Sam Newman-Beck
Basketball Operations Coordinator/Video Scout .....	Todd Checovich
Basketball Operations Administrative Assistant .....	Rachel Saunders
Vice President of Sports Performance .....	Amie Kander
Director of Medical Operations/Head Athletic Trainer .....	Gregg Farnam
Director of Athletic Therapy .....	Mark Kyger
Director of Sports Performance .....	Koichi Sato
Assistant Athletic Trainer/Assistant of Sports Performance .....	Dave Crewe
Director of Security .....	Bob Goedderz
Equipment Manager .....	Clayton Wilson
Player Concierge/Assistant Equipment Manager .....	Cory Johnson
Vice President, Team Medical Services .....	Dr. Sheldon Burns, M.D.
Orthopaedic Surgeon .....	Dr. Diane Dahm, M.D.
Custodian .....	Robert Burnett

#### ANALYTICS & RESEARCH

Vice President of Analytics & Technology .....	Brett Kahnke
Sr. Database Coordinator .....	Taylor Pope
Business Research Coordinator .....	Andrew Maher
Database Marketing Specialist .....	Kimbyrle Braun

#### BASKETBALL ACADEMY

Vice President of Fan Experience & Basketball Academy .....	Jeff Munneke
Basketball Academy Manager .....	Steve Brown
Basketball Academy Sales Manager .....	Matt Bare
Basketball Academy Supervisor .....	Pat Freeman
Basketball Academy Executive .....	Troy Pearson

#### BOX OFFICE

Director of Ticketing .....	Eric Caulfield
Asst. Box Office Manager .....	Tony Ngyugen
Sr. Ticketing Specialist .....	Tyler Swanson

#### BROADCAST

Sr. Manager of Broadcast .....	Erik Nelson
Television Play-By-Play Announcer .....	Dave Benz
Radio Play-By-Play Announcer .....	Alan Horton
Executive Producer/Studio Host .....	John Focke
Sr. Graphic Designer/Editor .....	Joe Kronenberg
Sr. Motion Graphics Designer/Editor .....	Tim McDonough
Traffic and Production Assistant .....	Cal Soderquist
Videographer/Editor .....	Noah Ferche
Videographer/Editor .....	Carlos Jimenez

#### BUSINESS OPERATIONS

Executive Vice President & Chief Financial Officer .....	Roger Griffith
Vice President and General Counsel .....	Greg Jackson
Manager of Office Services/Executive Assistant to the CEO .....	Susan Eitel
Executive Assistant to President/Sales & Marketing Coordinator .....	Mary Bohmbach

#### COMMUNICATIONS & MARKETING

Sr. Vice President of Marketing & Communications/Chief Marketing Officer .....	Ted Johnson
Vice President of Communications .....	Brad Ruiter

#### COMMUNITY RELATIONS

Manager of Community Relations .....	Matt Makovec
Community Relations Coordinator .....	Kristin Edmundson

#### CREATIVE SERVICES

Director of Creative .....	Justin Wolocko
Senior Creative Services Manager .....	Henry Moore
Production Manager .....	John Schissel
Graphic Designers .....	Addie Borgh, Max Morlock
Top Regional Photographer .....	David Sherman

#### DIGITAL MEDIA

Sr. Director of Digital Media .....	Bob Stanke
Web Editor/Team Reporter .....	Kyle Ratke
Social Media Coordinator .....	Bridget Anderson
Sr. Interactive Designer/Developer .....	Sam Flood
Interactive Designer/Developer .....	Kelly Pederson

#### FACILITIES DEVELOPMENT

Facilities Project Manager .....	Brian Kimmes
----------------------------------	--------------

#### FINANCE

Vice President of Finance .....	Peter Stene
Manager of Financial Reporting .....	Ben Jahnke
Accounting Manager .....	Marci Schwen
Sr. Payroll and Accounting Manager .....	J.T. Hoffman
Sr. Payroll and Accounting Specialist .....	Erich Heber
Accounts Payable Specialist .....	Robert Hudalla



#### GROUP EVENTS

Sr. Manager of Group Events .....	Mike Fuhrman
Sr. Manager of Group Programs .....	Jane Thede
Sr. Account Executive, Group Events .....	Kate Johnson
Account Executives, Group Events .....	Emma Hassen, Alex Gustafson, Natasha Larry
Group Events Program Supervisor .....	Jared Hensch
Group Sales Associates .....	Garret Garness, Wil Walters, Hayley Di Naso, Jennica Astleford

#### HUMAN RESOURCES

Director of Human Resources .....	Sianneh Mulbah
Sr. Human Resources Generalist .....	Kirsten Santelices
Human Resources Assistant/Receptionist .....	Alyssa Riles

#### INSIDE SALES

Inside Sales Manager .....	John Torris
Inside Sales Associates .....	Sherman Wilkinson, Tom Winter, Nicole Parrott-Wilson
.....Alexis Steward, Alexa Fletcher, Jake Koch, Mike Rengel, Gabrielle Smith, Gerald Wacholz, Logan Haen	
.....Michael Misner, Kyle Ulstad, Jory Shragg	

#### LIVE PROGRAMMING & ENTERTAINMENT

Director of Live Programming and Entertainment .....	Chadwick Folkestad
Game Presentation Manager .....	Chris Vanderbeek
Production Coordinator .....	Sheridan West
Dance & Performance Manager .....	Athenia Elie
Mascot Supervisor .....	Dave Warner

#### MARKETING

Vice President of Marketing .....	Kristy Badger
Director of Marketing .....	Lindsay Milne
Event Marketing Coordinator .....	Bjorn Westlund

#### MEMBERSHIP SALES

Director of Membership Sales .....	Kenny Koperda
Account Executives, Membership Sales .....	Jim Heinmiller, Alisha Cleary, Scott Hebert
.....Andrew McFerrin, Matt Schafer, Chris Mitko	

#### MEMBERSHIP SERVICE

Manager of Membership Services .....	Ashley Heinlein
Sr. Account Executive, Membership Service .....	Annie Eversman
Account Executives, Membership Service .....	Andy Voigt, Dan Chapman

#### CORPORATE PARTNERSHIPS

Vice President of Partnership Sales and Activation .....	Steve Mullins
Director of Partnership Sales .....	Mike Welch
Director of Partnership Activation .....	Sheri Anderson
Director of Suite Activation and Hospitality .....	Britt Carlson
Sr. Manager of Partnership Activation .....	Greg Vanderwilt
Partnership Sales Managers .....	Lainie Gentile, Jim Buffo, David King
Partnership Sales Executive .....	Max Cullen
Partnership Activation Executives .....	Laura Shearer, Joanna Opitz, Jill Heuer, Shivani Desai
Suite Activation and Hospitality Coordinator .....	Kara Kawakami

#### PREMIUM SEATING

Director of Premium Seating and Lynx Ticket Sales .....	Steve Beno
Premium Sales Managers .....	Stanley Jackson, Conor Noonan
Sr. Account Executive, Premium Seating .....	Adam Skibek

#### PUBLIC RELATIONS

Sr. Manager of Public Relations .....	Aaron Seehusen
Communications Manager .....	Dan Bell
Public Relations Coordinator .....	Alex King
Corporate Communications Manager .....	Kylie Crull
Statistician .....	Paul Swanson

#### REVENUE STRATEGY & OPERATIONS

Director of Revenue Strategy and Operations .....	Laura Meyer
Client Development Manager .....	Chris Palaia
Sales Strategy and Operations Supervisor .....	Elizabeth Boser
Revenue Strategy and Operations Coordinator .....	Sam Hubble

#### TECHNOLOGY

Sr. Director of Technology .....	Justin Butler
Network Engineer .....	Dan LaCoursiere
Information Technology Support Specialist .....	Austin McDowell
Help Desk Support Specialist .....	Mike Olson

#### TICKET SALES & SERVICES

Sr. Vice President & Chief Revenue Officer .....	Ryan Tanke
Vice President of Ticket Sales & Service .....	Jake Vernon
Business Development Manager .....	Laura Janquart
Ticket Sales and Service Coordinator .....	Emily Pelant

#### LYNX DEDICATED STAFF

Director of Business Operations .....	Carley Knox
Manager of Lynx Ticket Sales & Service .....	Charlie Romans
Public Relations Manager .....	Ashley Carlson
Sr. Account Executives .....	Erin Henning, Emma Sandstrom
Account Executives .....	Matt Terry, Matt Corners, Tige Hutcheson, Kyle Burns, Michaela Erickson
Membership Program Supervisor .....	Tara Smith
Account Executive, Sales and Service .....	Whitney Fisher





**GLEN TAYLOR**

On March 23, 1995, Glen Taylor closed the deal that made him majority owner of the Minnesota Timberwolves. He added the title of NBA owner to a list that already included international businessman, state senator, entrepreneur, philanthropist and executive of the year.

Glen Taylor is chairman of the multinational Taylor Corporation, based in Mankato, Minn. He earned a Bachelor of Science degree from Minnesota State University, Mankato. During this period, he worked part time at Carlson Wedding Service, a print shop specializing in formal invitations. After graduation he continued to work at the company, developing strategies to cut delivery time, improve service and expand offerings. Taylor purchased the company in 1975, assembled a passionate leadership team and dramatically expanded the firm's capabilities, growing it into one of the largest privately held companies in the United States. Today Taylor Corporation, based in North Mankato, includes more than 70 subsidiaries providing business and personal communications products, technologies and marketing services. Other enterprises owned by Glen are the Minneapolis Star Tribune newspaper and businesses in securities, agricultural, and medical fields.

He continued his education at the Harvard Graduate School of Business. In 1997, Mankato State University awarded Taylor their first honorary doctorate. Taylor received the degree of Honorary Doctor of Laws for his distinguished professional career and volunteer service. In October 2001, Taylor was inducted into the Minnesota State University, Mankato Hall of Distinction.

Taylor's business savvy has been recognized by Corporate Report magazine, which honored him as its Executive of the Year (1987), and the Sales and Marketing Executives of Minneapolis/St. Paul, who awarded him with their Sales Executive of the Year Award (1999). He was also inducted into the Minnesota Hall of Fame (2002) by Twin Cities Monthly Magazine.

Taylor was elected to the Minnesota Senate in 1980, where he served until 1990. He became assistant Senate minority leader in 1982. From 1984 to 1986, he served as Senate minority leader. While in the Senate, Taylor was instrumental in providing leadership in the areas of higher education, child care and economic development policies.

In October of 2008, Taylor was named chairman of the NBA's Board of Governors, a position he still holds in 2015.

Taylor and his family have provided financial assistance and participated in missions to Africa, Turkey, Egypt, China and Central America to support children.

Taylor and his wife, Becky, live in Mankato. Their children and grandchildren enjoy attending many of the Timberwolves games.

#### LIMITED PARTNERS

**WILLIAM F. BIEBER** - Chairman of ATEK Companies, Eden Prairie, Minnesota. Bieber resides in Minnetonka, Minnesota.

**JOHN BOLLERO** - A retired commodity trader. A native of Decatur, Illinois, now resides in Palm Beach, Florida and Lake Geneva, Wisconsin.

**RALPH W. BURNET** - Chairman of Coldwell Banker Burnet, Edina, Minnesota, and Owner and Chairman of RWB Hospitality LLC. Burnet resides in his hometown of Wayzata, Minnesota.

**R. WYNN KEARNEY, JR.** - Kearney is a retired orthopedic surgeon who resides in Mankato, Minnesota, his hometown.

**TERI E. POPP** - President of Minnesota Military Family Tribute and retired attorney residing in Orono, Minnesota

**WILLIAM J. (BILL) POPP** - Owner/President of POPP Communications, Golden Valley, Minnesota. A native of Minneapolis, Popp resides in Orono, Minnesota.

**PHIL "FLIP" SAUNDERS** - President of Basketball Operations and Head Coach for the Minnesota Timberwolves. Saunders resides in Wayzata, Minnesota.

**JOYCE SEXTON** - President of Sexton Family Foundation. Sexton resides in Las Vegas, Nevada.

**WILLIAM SEXTON** - Retired President/Owner of Old Northwest Company. Sexton resides in Las Vegas, Nevada.




**ROB MOOR**

Rob Moor became chief executive officer of the Minnesota Timberwolves in 2004 following 10 years as the Team's President. After assisting Glen Taylor in the purchase and reorganization of the Team, Moor was involved in securing a WNBA Franchise in 1998 with the goal of providing year-round men's and women's professional basketball in Minnesota. From 2004 to 2007 Moor managed Target Center building operations as well as both the Timberwolves and Lynx franchises, and is currently working closely with the city of Minneapolis to remodel the arena to be a modern state-of-the-art NBA and WNBA arena.

Under Moor's guidance the Franchise operates with organizational guiding principles which focus on six values: "To Play Hard, Play Together, Play with Passion, Think Innovatively, Have Fun and Be a Pro."

In a career that began in the film industry at MGM Studios in Culver City, Calif., Moor was involved in the merger with United Artists and the subsequent sale of the studio to Ted Turner. Following MGM, Moor worked for Turner Entertainment several years before moving to 20th Century Fox. While at Fox, Moor had the opportunity to join the National Hockey League's Los Angeles Kings, where he transitioned his entertainment career to sports. Moor worked with the Kings for seven years before moving to Minnesota to lead the Timberwolves.

In addition to being the chair of Meet Minneapolis Convention and Visitors Association, Moor enjoys volunteering and working with community organizations. Born in Geneva, Switzerland, Moor lived in Europe until he moved to the United States in 1966. Moor currently resides in Plymouth, Minn.



**CHRIS WRIGHT**

This season will be Chris Wright's 25th year with the Timberwolves organization and 12th as the team's president. Wright is responsible for the day-to-day business operations of the team.

He leads a senior management group that is responsible for setting the strategic direction of the business operations of the franchise. By developing a culture driven by the values of thinking innovatively, playing hard, playing together, playing with passion and having fun, Wright and his senior management team are integrating the business and basketball operations to meet the strategic and financial goals of the team.

As president, Wright also articulates the purpose for the organization, the teams "why", which is to Be A Pack and to Believe, Inspire and Unite our fans. He believes this can be achieved with unparalleled customer service and by connecting with and engaging in our community in hundreds of different ways; whether coming to the arena, watching a game on television, purchasing a ticket online, or meeting players and staff in the community, Timberwolves fans know that they are the sole focus of the organization's efforts.

Wright believes that by developing experiences that emphasize being entertaining, captivating, thrilling, inclusive and tribal in all we do, that the Timberwolves will have the ability to achieve great things. He believes in hiring a staff that lives the company core values, who are incredible brand ambassadors who strive to create memorable moments for our key stakeholders every day.

A native of England, Wright came to the United States in 1978. Prior to joining the Timberwolves, he spent three years working for the state of Minnesota, first as a consultant working on bids for major national and international events, including the programming of the \$17.4 million National Sports Center in Blaine, Minn. Prior to that, Wright also served as general manager for two Major Indoor Soccer League Teams, the Pittsburgh Spirit (1981-86) and the Minnesota Strikers (1986-87).

Wright, who graduated from Carnegie College of Physical Education in Headingley, Leeds, Yorkshire, England, is very involved in and consults with many local charities and youth sports programs. He was elected to and serves on the advisory board of the Minnesota State University Sports Management Program. He resides in Eden Prairie, MN, with his wife Walla and daughter Christy. Wright also has two sons Jeff and Ned and daughters-in-law Amy and Laura and grandson Brennan.



MILT NEWTON

Milt Newton is entering his third season as the Timberwolves' general manager. He assists Flip Saunders in the evaluation and acquisition of players and in the overall management of all basketball operations for the Wolves. Before joining the Wolves, Newton spent 10 seasons with the Washington Wizards, most recently as the team's vice president of player personnel.

Prior to joining the Wizards organization, Newton was instrumental in spearheading the creation of the NBA Developmental League. In that role, he worked closely with NBA Commissioner David Stern and served as the NBADL Director of Player Personnel for three years. Newton previously spent one year as a Scout with the Philadelphia 76ers and was also the Assistant Director for the USA Basketball Men's National Team programs from 1995-99. His duties with USA Basketball included coordinating the team trials, training camps, exhibition games and team competitions for the various level National Teams, and acting as liaison for the Men's National Teams at international competitions.

Throughout his career, Newton has been active in making worldwide charitable contributions. He has been an ambassador for the NBA as a representative of the Basketball Without Borders delegation that has held clinics and camps to teach the game of basketball in Johannesburg, South Africa and Dakar Senegal. In Washington, D.C., Newton volunteered his time speaking and conducting various clinics and has previously served as a mentor for the Greentree Adolescent Program at the National Center for Children and Families. He is also a member of the Frank R. Williams scholarship committee that provides college scholarships for students at his alma mater, Calvin Coolidge Sr. High School. To recognize Newton's contributions to his native homeland, the US Virgin Islands government recently passed a bill to re-name the basketball court and recreation facility of his youth in his honor. Newton and his wife recently co-founded the Emerald Gems Foundation, Inc., a charitable 501(c)(3) organization to enhance the lives of the youths of the U.S. Virgin Islands.

Newton had a stellar playing career, first as a high school star in Washington, D.C. and then as a starter for the 1988 University of Kansas NCAA National Championship team. He was named in 1988 to the NCAA Midwest Regional and Final Four All-Tournament teams. After serving as Team Captain and being selected as the Kansas MVP in 1989, Newton played professionally in the Continental Basketball Association for the Rockford Lightning and Grand Rapids Hoops. Newton also competed for the Virgin Islands in the 1987 Pan American Games.

Born in St. Thomas, US Virgin Islands, Newton and his wife, Shalaun have two children, 12-year-old daughter, Shaniya Adell, and 8-year-old son, Miles Kenneth.



PHILIP "FLIP" SAUNDERS

Phil "Flip" Saunders was named head coach of the Minnesota Timberwolves on June 6, 2014 after returning to the organization on May 3, 2013 as the team's President of Basketball Operations. Saunders was originally with the Wolves from 1995-2005 and guided the team during its most successful years, highlighted by a trip to the 2004 Western Conference Finals. Saunders remains as President of Basketball Operations and Timberwolves minority owner.

Prior to re-joining the Timberwolves, Saunders worked for ESPN as a basketball analyst for two seasons. He was named the Washington Wizards head coach on April 22, 2009 and remained with the Wizards into the 2011-12 season.

In two decades of coaching at the professional level, including 16-plus seasons in the NBA, Saunders has cemented his reputation as one of the finest coaches in the game of basketball. With a record of 654-592, he ranks 20th on the NBA all-time coaching wins chart, and his .525 winning percentage is 16th among all NBA coaches who have coached more than 1,110 games. Saunders has seven 50-win seasons to his credit as an NBA head coach, with four Conference Finals appearances in 11 postseason appearances.

Saunders joined the Wizards after leading the Detroit Pistons to a 176-70 (.715) record from 2005-08, the highest winning percentage of any coach in their franchise history. In 2007-08, the third of Saunders' three seasons with the Pistons, he guided Detroit to their third consecutive Central Division crown with a 59-23 regular season record (the second-best record in the Eastern Conference). Saunders recorded his 500th win as an NBA head coach during the 2006-07 campaign, becoming just the 26th coach in NBA history at the time to reach that mark. Saunders' first season in Detroit in 2005-06 included a record of 24-3 after 27 games, making him just the second coach in NBA history to start a season 24-3 in his first year as head coach of a new team (Bill Sharman led the Lakers to a 39-3 start in 1971-72). He became the only coach in NBA history to win Eastern Conference Coach of the Month honors for three consecutive months (November '05, December '05, January '06), and he helmed the Eastern Conference All-Star team in Houston in 2006 (as one of only six coaches in NBA history to be named head coach of the All-Star team in both the Eastern and Western Conferences). During that season, Detroit tied a franchise record for most home

victories (37), and set a franchise record for road wins (27). In three seasons in Detroit, Saunders' Pistons finished with the best record in the Eastern Conference twice (2005-06, 2006-07), and ranked in the top three of the NBA in points per game allowed each season (including a first place finish in 2007-08), showing that Saunders is equally adept at defensive scheming as he is on the offensive end.

Prior to joining Detroit, Saunders spent nine-plus years with the Minnesota Timberwolves (1995-2005), where he guided the club to eight consecutive playoff appearances and a Western Conference-best and franchise-best 58-24 record in 2003-04 -- a season that culminated in a berth in the Western Conference Finals. During his tenure in Minnesota, he won NBA Western Conference Coach of the Month honors four times (April '04, February '03, January '01, January '00) and coached the Western Conference during the 2004 NBA All-Star Game in Los Angeles. Saunders' time with Timberwolves represented the best years in the franchise's history, and placed him as the organization's all-time winningest coach. He posted a winning record in six of his nine full seasons as head coach, compiling an overall record of 411-326 (.558).

Saunders' impressive coaching resume also includes seven consecutive seasons of 30 or more victories in the CBA, two CBA Championships ('90, '92), a pair of CBA Coach of the Year honors ('90, '92) and 23 CBA-to-NBA player promotions. He ranks third all-time in the CBA with 253 career victories (253-137, .649) during stops with the Rapid City Thrillers (1988-89), La Crosse Catbirds (1989-94) and Sioux Falls Skyforce (1994-95). In September 2001, Saunders guided the United States men's basketball team to a perfect 5-0 record and a gold medal at the Goodwill Games in Brisbane, Australia.

The Cleveland, Ohio, native began his successful coaching career at Golden Valley Lutheran College, where he compiled a 92-13 record (including a perfect 56-0 mark at home) in four seasons. In 1981, he joined the coaching staff at his alma matter, the University of Minnesota, as an assistant coach where he helped the Golden Gophers to the 1982 Big Ten Championship. After five seasons at Minnesota, Saunders moved to an assistant coach position at the University of Tulsa, where he worked for two seasons before heading to the pro ranks.

Saunders, 58, was an All-America basketball player at Cuyahoga Heights High School in Cleveland. During his senior season in 1973, he was named Ohio's Class A High School Basketball Player of the Year after averaging a state-high 32.0 points per game. He continued his basketball career at Minnesota, where he teamed with Kevin McHale and started in 101 of his 103 career games.

Saunders was born February 23, 1955, in Cleveland, Ohio. He and his wife, Debbie, have four children: Ryan, Mindy and twins, Rachel and Kimberly.






SAUNDERS’ NBA COACHING RECORD

Season	Team	W	L	Pct.	W	L	Pct.	Playoff Result
1995-96	Minnesota	20	42	.323	---	---	---	---
1996-97	Minnesota	40	42	.488	0	3	.000	Reached Western Conference First Round
1997-98	Minnesota	45	37	.549	2	3	.400	Reached Western Conference First Round
1998-99	Minnesota	25	25	.500	1	3	.250	Reached Western Conference First Round
1999-00	Minnesota	50	32	.610	1	3	.250	Reached Western Conference First Round
2000-01	Minnesota	47	35	.573	1	3	.250	Reached Western Conference First Round
2001-02	Minnesota	50	32	.610	0	3	.000	Reached Western Conference First Round
2002-03	Minnesota	51	31	.622	2	4	.333	Reached Western Conference First Round
2003-04	Minnesota	58	24	.707	10	8	.556	Reached Western Conference Finals
2004-05	Minnesota	25	26	.490	---	---	---	---
2005-06	Detroit	64	18	.780	10	8	.556	Reached Eastern Conference Finals
2006-07	Detroit	53	29	.646	10	6	.625	Reached Eastern Conference Finals
2007-08	Detroit	59	23	.720	10	7	.588	Reached Eastern Conference Finals
2009-10	Washington	26	56	.317	---	---	---	---
2010-11	Washington	23	59	.280	---	---	---	---
2011-12	Washington	2	15	.118	---	---	---	---
2014-15	Minnesota	16	66	.195	---	---	---	---
Totals	17 Seasons	654	592	.525	47	51	.480	





**SAM MITCHELL**

## MITCHELL'S NBA COACHING RECORD

Season	Team	W	L	Pct.	W	L	Pct.	Playoff Result
2004-05	Toronto	33	49	.402	---	---	---	---
2005-06	Toronto	27	55	.329	---	---	---	---
2006-07	Toronto	47	35	.573	2	4	.333	Lost in Eastern Conference First Round to NJN
2007-08	Toronto	41	41	.500	1	4	.200	Lost in Eastern Conference First Round to ORL
2008-09	Toronto	8	9	.471	---	---	---	---
<b>Totals</b>	<b>Five Seasons</b>	<b>156</b>	<b>189</b>	<b>.452</b>	<b>3</b>	<b>8</b>	<b>.273</b>	

Sam Mitchell enters his first season as Timberwolves interim head coach and his second season with the team, rejoining the organization after spending 10 seasons in Minnesota as a player. Mitchell played seven seasons under Flip Saunders during his career.

The 2006-07 NBA Coach of the Year, Mitchell brings 4+ seasons of head coaching experience to the Wolves bench, previously serving as head coach of the Toronto Raptors from 2004-08. Mitchell led the Raptors to two playoff appearances as head coach, including a 47-35 record in 2006-07, a 20-game improvement from the previous season. He has also served two stints as an assistant coach, coaching under Avery Johnson in New Jersey during 2010-11 and George Karl in Milwaukee from 2002-04.

In the summer of 2015, Mitchell was brought on as the Virgin Island's senior men's national team head coach. In his first competition with the club, Mitchell led the Virgin Islands to a perfect 6-0 record and a gold medal in June during the Caribbean Basketball Confederation Championships on Tortola. The win qualified the team for Centrobasket in the summer of 2016 with the opportunity to qualify for the 2017 FIBA Americas Championship.

As a player Mitchell spent 13 years in the NBA, originally selected by the Houston Rockets in the third round of the 1985 NBA Draft. He played a couple of seasons in the minor leagues and overseas before finally landing in the NBA with the Wolves in 1989-90. Mitchell spent 10 seasons in Minnesota, including averaging 12.7 points in 80 games for the Wolves during the inaugural season. He appeared in 757 games with the Wolves in his career, averaging 9.5 points and 4.0 rebounds per game. He also played three seasons with Indiana, making an Eastern Conference Finals run with the Pacers in 1994-95.

Mitchell finished his career appearing in 994 regular season games and 59 postseason contests, missing just 40 games to injury or illness throughout his career. He finished his career with averages of 8.7 points, 3.7 rebounds and 1.1 assists per game.





#### SIDNEY LOWE

Sidney Lowe enters his second season with the Timberwolves, his third stint as an assistant in Minnesota (previously having served as an assistant between 1999-2000 and 2003-05 under Saunders). The Washington, D.C., native and former NBA point guard has spent eight years as a head coach and 12 years as an assistant coach in the NBA and NCAA.

Lowe's ties with Minnesota originally began in 1989-90 as a player with the organization in its inaugural season, appearing in a career-high 80 games and averaging 21.8 minutes per game. He retired after the season, remaining with the organization and spending the 1990-91 season as the team's television color analyst. The next season he became an assistant coach under then-head-coach Jimmy Rodgers,

eventually being promoted to head coach midway through the 1992-93 season and remaining in the position through the 1993-94 season.

Prior to re-joining Minnesota, Lowe served three seasons (2011-14) as an assistant with the Utah Jazz after previously serving as the head coach at North Carolina State University (2006-11). In his first season on the sidelines, he became just the third NC State coach to win 20 games and defeat the other three North Carolina institutions in the ACC (Duke, North Carolina and Wake Forest). He is one of only four NC State coaches to have coached in the ACC Championship game in his first year.

Following five seasons as an assistant with Cleveland (1994-99) and one season with Minnesota (1999-2000), Lowe was named head coach of the Vancouver Grizzlies in June of 2000, eventually moving with the team to Memphis before stepping down shortly into the 2002-03 campaign.

As a player, Lowe was originally selected by the Chicago Bulls with the first pick of the second round (25th overall) in the 1983 NBA Draft, whom immediately traded his rights to Indiana, where he spent the 1983-84 season. In 1984-85, Lowe spent time with both the Pistons and Atlanta Hawks. Over the next three years, Lowe was a point guard in the Continental Basketball Association, leading his teams to three consecutive CBA titles. He started the 1988-89 season with the Rapid City Thrillers before signing with the Charlotte Hornets. In 1990, Lowe joined the expansion Timberwolves.

Lowe graduated from DeMatha Catholic High School in Hyattsville, Md., where he starred under Naismith Memorial Basketball Hall of Fame head coach Morgan Wooten. He received his bachelor's degree in business administration from Saint Paul's College. Lowe and his wife Cass, reside in Raleigh, N.C. Lowe has three children (Sidney Jr., Lantzen, and Lindsey).



#### DAVID ADELMAN

David Adelman is entering his fifth year with the Timberwolves and third as assistant coach. Adelman previously served as a player development coach on his father, Rick Adelman's staff, in Minnesota. Prior to his stint with the Timberwolves, Adelman spent the prior five seasons as head basketball coach at Lincoln High School in Portland, Ore.

Adelman went 83-53 in five seasons at Lincoln, leading the Cardinals to Portland Interscholastic district championships in the 2006-07, 2009-10 and 2010-11 seasons, while also reaching the Oregon Class 6A state championship final in 2009.

Prior to coaching at Lincoln, Adelman was an assistant coach at his alma mater, Jesuit High School in Portland, from 2001-06, helping the team win a state title in 2005. As a player, Adelman helped Jesuit win a state championship in 1999.

Adelman, 33, attended the University of Portland before joining the Jesuit staff. He is in the process of finishing a degree in history from Portland State. Adelman and his wife, Jenny, have one son, Leonard Joseph (L.J.), and one daughter, Lennan Marie.



#### RYAN SAUNDERS

Ryan Saunders is entering his second season as an assistant coach with the Timberwolves. Saunders brings a strong reputation for player development to this role, including having worked with two-time All-Star John Wall in Washington.

A University of Minnesota graduate, Saunders spent five seasons as an assistant with the Washington Wizards before joining the Timberwolves. In Washington, he was instrumental in assisting with the preparation for upcoming opponents with extensive scouting reports and statistical analysis. Prior to his time with the Wizards, Saunders was as an assistant for a season on Tubby Smith's staff at the University of Minnesota, where he helped lead the Golden Gophers to an NCAA tournament appearance. In addition to his on-court work, Saunders helped players with their academic and social development off the court.

Before moving to the sidelines, Saunders played four seasons at Minnesota, where he was a two-time team captain, four-time scholar athlete award winner and 2006 Big Ten All-Academic selection. He earned his bachelor's degree in sport management and is currently pursuing his master's degree in applied kinesiology.

As well as his coaching experience, Saunders brings an analytical background to the Wolves coaching staff. He is the co-founder of an in-game analytical program, Gametime Concepts, which focuses on in-game analysis and statistical probabilities. Gametime Concepts is used by a number of NBA and NCAA teams.



#### BRYAN GATES

Bryan Gates begins his first season as an assistant coach with the Timberwolves. Prior to joining Minnesota's staff, Gates spent five seasons as an assistant coach with the New Orleans Pelicans and one season as an assistant coach in Sacramento following a highly-successful three-year stint as a head coach in the NBA Development League with the Idaho Stampede.

While coaching the Stampede, Gates was a two-time recipient of the Dennis Johnson Development League Coach of the Year award (2006-07, 2007-08), and compiled a record of 101-51 (.664 winning percentage, tied for highest in league history), including winning the NBA Development League Championship in 2007-08. Gates was also an assistant coach in Idaho for five years, beginning with the team's inaugural season

in the CBA in 1997-98.

Gates' first NBA Development League experience came as an assistant to Head Coach Dennis Johnson with the Austin Toros during the 2005-06 season. He spent the four years prior to joining the D-League in the USBL, as head coach of the Oklahoma Storm. During this time, Gates lead his squad to three Western Conference titles and was named Coach of the Year in 2004.

Gates has additional head coaching experience with the CBL's Hickory Nutz in the summer of 2003, and the Beirut Blue Stars of Lebanon in 2004-05. He lead the Nutz to a 23-0 record and a championship while being named Coach of the Year in his only season at the post, and guided the Blue Stars to a 2nd place league finish with a 24-7 record and a 4th place showing in the Dubai International Basketball Tournament.



**ROB BABCOCK**  
**VICE PRESIDENT OF BASKETBALL OPERATIONS**

Rob Babcock, who has 28 years of NBA management experience, returned to the Timberwolves in 2006 after spending two seasons as the general manager of the Toronto Raptors. This season was his second season as Vice President of Basketball Operations. In the role, he assists the President of Basketball Operations and General Manager in the day-to-day operations of the Timberwolves basketball operations department.

Babcock spent 12 years with Minnesota during his first stint with the team, the final two seasons as vice president of player personnel. Babcock served as the team's director of player personnel from 1994-2002, and two seasons (1992-94) as a scout. Babcock joined the NBA in 1987 as the director of scouting for the Denver Nuggets, where he spent five seasons before joining the Wolves.

Babcock attended Grand Canyon College in Phoenix and helped his team to a second-place finish in the 1974 NAIA final national rankings. Babcock's first head coaching job was in Mexico City at The American School Foundation. He later returned to Phoenix where he coached at Greenway HS and his alma mater Maryvale HS. After coaching high school he served as the head coach at Phoenix College for five years. In 1982, he earned Southwest Valley Coach of the Year honors. During his time at Phoenix College, Babcock also served as a part-time scout for the Pacers, Pistons, Cavaliers, Lakers, Clippers and Nuggets.

His older brother Pete, a long time GM, is a scout for the Cavaliers, while his younger brother Dave is the VP of Player Personnel for the Bucks. His oldest son, Chris, is a player development coach for the 76ers and his youngest son, Nate is and assistant coach for the Magic's D-League team.

Rob's wife Laura is an RN and the couple reside in Plymouth.



**DEREK PIERCE**  
**ADVANCE SCOUT**

Derek Pierce is entering his second season as advance scout for the Wolves, seventh season with the team and 19th overall in the NBA. Before becoming advance scout, Pierce served as both a college and NBA personnel scout for the Wolves over the previous five seasons.

Before joining Minnesota, Pierce spent three seasons as advance scout with Washington on Eddie Jordan's staff and two seasons as advance scout in Golden State on Mike Montgomery's staff. Pierce also spent five seasons with the Indiana Pacers as video coordinator under Rick Carlisle, Isaiah Thomas and Larry Bird. He got his start as a basketball ops intern with Orlando during Chuck Daly's tenure.

Pierce earned his bachelor's degree in Finance from Michigan State University before earning his master's degree in Sports Administration from Florida State University. He and his wife Madeline have two daughters, Alexandra (4) and Helena (2). They reside in Bowie, MD.



**CALVIN BOOTH**  
**DIRECTOR OF PLAYER PERSONNEL**

Calvin Booth enters his third season with the Timberwolves and first as Director of Player Personnel after spending his first two seasons with the team as Director of Player Programs/Scout.

Booth enjoyed a 10-year NBA playing career (1999 - 2009) with the Washington Wizards, Dallas Mavericks, Seattle Sonics, Milwaukee Bucks, Philadelphia 76ers, Timberwolves and Sacramento Kings. In 366 career games, 83 starts, the 6-11 forward/center averaged 3.3 points, 2.8 rebounds and 0.9 blocks per game. Booth played in one game for the Wolves in the 2008-09 season after being acquired in a trade with Philadelphia in the summer of 2008. Booth appeared in seven games for Sacramento in the 2008-09 season before retiring in the summer of 2009. He most recently served as a scout, both pro and collegiate, with the New Orleans Hornets in 2012-13.

Booth, a native of Reynoldsburg, Ohio, played college basketball at Penn State from 1995-99 and was Big Ten Defensive Player of the Year as a junior and All-Big Ten Second Team as a senior.

Calvin and his wife, Keisha, and their daughters, Carter (12) and Camble (5), and sons, Carey (10) and Clarke (2), reside in Minneapolis.



**ZARKO DURISIC**  
**INTERNATIONAL SCOUT**

Zarko Durisic enters his 20th season with the Timberwolves organization where he heads up the team's international scouting efforts. He previously held positions with the Wolves as director of college and international player personnel, director of player personnel and head scout.

A native of Montenegro (part of the former Yugoslavia), Durisic played for the national teams of Yugoslavia at all levels (cadets, juniors and seniors). He came to the United States in 1980 and attended Wichita State University where he played with former NBA players Xavier McDaniel, Cliff Livingston and Antoine Carr. Durisic was a member of two NCAA tournament qualifiers. After graduation from Wichita State in 1984 with a degree in computer science, Durisic played professionally for 11 seasons in Slovenia, where his teams won six Slovenian national titles.

Following his playing career, Durisic coached in Slovenia where he won one national title. His 1995-96 squad included future NBA players Rasko Nesterovic and Vladimir Stepania.

Durisic and his wife, Tatjana, have two daughters: Jelena and Aleksandra.





**BRICE LONG**  
**HEAD OF VIDEO DEPARTMENT/MANAGER OF BASKETBALL TECHNOLOGY**

Brice Long enters his fourth season associated with the Minnesota Timberwolves and his second as Head of Video Department/Manager of Basketball Technology. In his role, Long is responsible for overseeing all technology needs within the Basketball Operations department as well as managing all video needs for the front office.

Prior to joining the Timberwolves, Long was at Arizona State as Head Manager for three years before becoming Coordinator of Basketball Technology for three years. While with the Sun Devils, Long was responsible for overseeing all video aspects as well as all technology needs within the men's basketball program. Long helped directly with the development of current NBA players James Harden and Jeff Ayres.

Long also oversaw the building of the Weatherup Center, the practice facility for both the men's and women's basketball programs.

Long graduated from Arizona State with a B.I.S. in Secondary Education and Business. He later achieved a Master's Degree in Global Technology and Development from Arizona State. He currently resides in Minneapolis.



**SAM NEWMAN-BECK**  
**HEAD VIDEO COORDINATOR**

Sam Newman-Beck is entering his sixth season with the Minnesota Timberwolves, seventh overall in the NBA and his first season as the team's Head Video Coordinator. In his role, Newman-Beck will travel with the team and provide video edits on opposing teams, as well as utilizing Gametime Concepts in the team's game planning. Additionally, he will assist the coaching staff in creating scout game plans for each opponent.

Prior to joining the Wolves, Newman-Beck served as a video intern for the Boston Celtics during their NBA Finals run in the 2009-10 season. With the Celtics, Newman-Beck was responsible for breaking down opponent video for the coaching staff and overseeing the team's college video database.

Newman-Beck played basketball collegiately at Emerson College. As a senior, he was named to the National Association of Basketball Coaches (NABC) Honors Court, which recognizes student-athletes who excelled in academics. He graduated with a B.S. in Broadcast Journalism. He currently resides in downtown Minneapolis.



**KAAYLA CHONES**  
**PLAYER PROGRAMS DIRECTOR/MANAGER OF TEAM SERVICES**

Kaayla Chones enters her third season with the Timberwolves and first as staff as Manager of Team Operations. In her role she handles the day-to-day activities of the basketball department, including serving as a liaison between the business department and basketball operations, carrying out NBA initiatives, and coordinating all individual business travel needs. She also assists the players with personal, professional and social development and help new players and their families with relocation and integration into the community.

Chones, the daughter of former NBA player Jim Chones, spent three seasons (2004-06) in the WNBA, playing for the Washington Mystics and Seattle Storm. In 28 career games she averaged 1.5 points and 0.8 rebounds. Chones spent the last eight years playing professionally overseas in six different countries, including the 2012-13 season in Israel where she won a league championship with Elitzur Ramla.

During the summer, Chones served as the Director of Programs for The Chones Camps for the last 11 years (2002-13). The program offers basketball camps and literacy programs with the county libraries to children all over northeast Ohio.

A native of Pepper Pike, Ohio, Chones played college basketball at North Carolina State from 1999-2004 and was a First Team All-ACC selection as a senior.



**CLAYTON WILSON**  
**EQUIPMENT MANAGER**

Clayton Wilson enters his 27th season associated with the Minnesota Timberwolves, and his 24th as the team's Equipment Manager. Wilson started with the organization working game nights for the Wolves during the team's inaugural 1989-90 season at the Metrodome, before becoming the equipment manager during the 1992-93 campaign.

In his role, Wilson's duties include managing all of the team's equipment and uniform-related matters, both at home and on the road; and setting up team practices on the road.

Wilson brings over 40 seasons of sports experience to the position, having started his career in professional sports with Major League Baseball's Minnesota Twins as a bat boy. During this time, he was on the field as the Twins captured their two World Series Championships (1987 and 1991). In 2010, Wilson was invited to dust off his bat boy uniform and return to the diamond for the Twins Old Timer's game as part of the team's 50th Anniversary Season celebration. In addition, Wilson claims to have the best record of any bat boy in Twins franchise history.

Wilson lives in Plymouth with his wife, Amanda, and their children, Jack and Anna.



**ARNIE KANDER**  
**VICE PRESIDENT OF SPORTS PERFORMANCE**

Arnie Kander is entering his first season with the Timberwolves as the team's Vice President of Sports Performance after spending 23 seasons with the Detroit Pistons.

Kander had originally joined the Pistons in spring of 1992, when he became the team's first strength and conditioning coach. His duties in Detroit included the prevention, treatment and rehabilitation of injuries, as well as the design and implementation of specific programs that are aimed at enhancing individual players' flexibility, strength and aerobic conditioning.

An innovator in the fields of injury prevention, sports rehab and physical conditioning, Kander is renowned in the professional sports world for his unique methods of application. He has designed recovery and workout programs that have proven to be successful.

A 1987 graduate in physical therapy from Wayne State University, Kander began his career as the sports coordinator at Crittenton Fitness Institute. From there he went to Rochester Knee and Sports Therapy where he worked as a staff therapist. Kander began his association with the Pistons while working at Rochester Knee and Sports.

Kander's interest in strength and conditioning began during his career as a professional dancer with the Virginia Ballet Company from 1983-86. He has since submitted several research projects on isokinetic strength testing, jump training and developing a jump platform system. While working for the Pistons, Kander consulted and developed conditioning programs for some of the Detroit area's finest professional and amateur athletes.

Kander and his wife, Denise, have two children; son Ian and daughter Lindsay. The family resides in Minneapolis.



**GREGG FARNAM**  
**DIRECTOR OF MEDICAL OPERATIONS/HEAD ATHLETIC TRAINER**

Gregg Farnam is in his 19th season with the Timberwolves, his 16th as the team's head athletic trainer and his third as Director of Medical Operations.

Farnam is responsible for all aspects of the Wolves' training room operations, including monitoring each player's physical condition and assessing/treating injuries.

During the offseason, Farnam regularly provides training services for USA Basketball and other NBA initiatives. He served as the athletic trainer for the United States Men's U19 team that brought home the silver medal at the 2007 FIBA World Championships in Nova Sad, Serbia, in July 2007, as well as the gold-medal-winning United States men's basketball team at the Goodwill Games in Brisbane, Australia, in September 2001. Most recently he served as the athletic trainer for the 2012 U.S. Select Team as well as the athletic trainer for Team USA in the 2014 FIBA Basketball World Cup. He also provided medical coverage for the women's volleyball team at the Olympic Training Center in Colorado Springs, Colo., in July 2003.

Additionally, Farnam served as the trainer for USA Basketball's National Team Mini Camp in Las Vegas during the summer of 2010, before traveling to Singapore as the head trainer for the NBA's Basketball without Borders Asia contingent. The group, which included former Wolves guard/forward Corey Brewer, worked with local players to promote the game and encourage positive social change in the areas of education, health and wellness, with an emphasis on HIV/AIDS awareness and prevention.

Farnam graduated with a bachelor's degree in sports medicine from St. Cloud State University and has a master's degree in exercise science and health promotions from California University of Pennsylvania. He is a certified member of the National Trainers Association, the National Strength and Conditioning Association and the National Academy of Sports Medicine.

Farnam and his wife, Tiffany, along with their sons, Nolan and Maximilian, and daughters, Mae, Ella, Clare and Philomena reside in Rogers, Minn.



**KOICHI SATO**  
**DIRECTOR OF SPORTS PERFORMANCE**

Koichi Sato is in his third season on the Timberwolves athletic training staff as Director of Sports Performance.

Sato comes to the Wolves from the Washington Wizards where he was the team's Rehabilitation Coordinator/Assistant Athletic Trainer since 2008. Prior to joining Wizards, Sato worked as athletic trainer/performance specialist for Levi Jones of Cincinnati Bengals in 2007-08 and at Athletes' Performance from 2006-07. From 1997 to 2006, Sato was a graduate assistant then assistant athletic trainer at Arizona State University (ASU) covering various sports, spending the last four seasons with the Sun Devils' men's basketball program. Sato also was a faculty associate at ASU's Kinesiology Department and taught advanced athletic training courses. Sato was a head athletic trainer for Bristol White Sox in 1999.

A son of Kazuko and Kazushi Sato from Koriyama, Japan, Sato graduated from Tokyo International University in 1993 with a B.A. in International Study/Soviet & Eastern European Studies. He then graduated from Eastern Illinois University in 1997 with a B.S. in Physical Education/Athletic Training and graduated from Arizona State University with a M.S. in Exercise Science/Biomechanics.

Sato is active speaking in sports medicine & performance conferences and workshops, as well as providing sport performance clinics for youth athletes.

He is a member of the National Athletic Trainers' Association and a board member of the Japan Athletic Trainers' Organization (JATO). Sato received the President's Challenge Award from JATO in 2007.



**MARK KYGER**  
**DIRECTOR OF ATHLETIC THERAPY**

Mark Kyger is entering his third season on the Wolves athletic training staff as the team's Director of Athletic Therapy. Kyger plays an integral role in the health care of the Timberwolves players. Kyger comes to the Wolves from Arizona State University where he was the Sun Devils' Rehabilitation Coordinator, providing physical therapy and athletic training for athletes in the school's 21 varsity sports since 2007. Prior to that, Kyger was employed by Physiotherapy Associates in Tempe, Ariz., from 2005-07 where he specialized in sports therapy.

Kyger received an undergraduate degree in Human Performance and Wellness from Mesa State College and received a Doctorate of Physical Therapy from Regis University Ruekert-Hartman School for Health Care Professions. He also is a Certified Orthopedic Manual Therapist from the Ola Grimsby Institute. Kyger is a member of the American Physical Therapy Association, National Athletic Trainers' Association, National Strength and Conditioning Association and is a Corrective Exercise Specialist/Performance Enhancement Specialist through the National Academy of Sports Medicine.

A native of Greeley, Colorado, Kyger played college basketball at Mesa State, earning four letters and serving as the team's co-captain in 2000-01. Kyger and his wife, Melinda, have three children: Lexie (6), Kayla (3) and Kaedyn (1).



**DAVE CREWE**  
**ASSISTANT ATHLETIC TRAINER/ASSISTANT OF SPORTS PERFORMANCE**

Dave Crewe is entering his sixth season with the team and fourth as Assistant Athletic Trainer and Assistant of Sports Performance. In his position, Crewe is responsible for assisting in daily treatment and rehabilitation of the players, and working with the strength and director of sports performance on program development. Additionally, Crewe oversees all medical responsibilities associated with the team's summer league entry and pre-draft workouts.

As well as his team responsibilities, Crewe was recently nominated and elected by the National Basketball Athletic Trainers' Association as a Western Conference Assistant Athletic Trainer Representative. The two-year Executive Board position focuses on providing education and conducting basketball-related sports medicine research to benefit NBA athletes, the NBATA and their communities. In addition, he is contributing to research and development for NBA 2K17.

Prior to his time with the Timberwolves, Crewe spent three years with the NFL's Kansas City Chiefs, working in the team's athletic training department.

Crewe received his bachelor's degree in Exercise Sports Science - Athletic Training in 2008 from the University of Wisconsin-La Crosse. The Twin Lakes, Wisconsin, native obtained his masters degree in Rehabilitative Sciences from California University of Pennsylvania.

Crewe resides in Minneapolis.



**DR. SHELDON BURNS**  
**VICE PRESIDENT, TEAM MEDICAL SERVICES**

Dr. Sheldon Burns enters his 27th season as the Timberwolves' medical director, and his eighth as Vice President, Team Medical Services. A doctor at Edina Family Physicians, Burns is a Board Certified Specialist in Family Practice, Emergency Medicine and Sports Medicine. His duties with the Timberwolves include serving as team physician, coordinating medical care and assisting in other club medical matters.

For his work with numerous NBA teams, Burns was named the National Basketball Trainers Association 2005 NBA Physician of the Year. Burns is also the team physician for the National Football League's Minnesota Vikings and Medical Director for the WNBA's Minnesota Lynx and the National Hockey League's Minnesota Wild. He has been the team physician on four Gold Medal teams in three different Olympic

Games, including the Men's and Women's USA Basketball Teams in Beijing in 2008. He was also the head physician for the U.S. team in the World University Games in Bangkok, Thailand in 2007. Additionally, he has served as tournament physician for the Minnesota State High School League.

Burns is a Clinical Professor at the University of Minnesota Medical School and is active in teaching at the Minnesota Orthopedic Sports Medicine Institute and the TRIA Orthopaedic Center. He has been a Deputy Medical Commissioner of the International Olympic Committee and has worked in various roles in 10 Olympic Games. Burns was named Family Physician of the Year in Minnesota in 2014, which also marked the 100th consecutive year providing family medicine to the people of Minnesota by Drs. Burns: his grandfather, aunt and him.

Burns, a native of Grand Meadow, Minn., and a summer resident of Nisswa, Minn., received his undergraduate degree from Hamline University and earned his medical degree in 1974 from the University of Minnesota Medical School. He and his wife Sharon live in Edina and have four daughters and one son.




**DR. DIANE DAHM**  
**ORTHOPEDIC SURGEON**

Diane Dahm is entering her second season as orthopedic surgeon for the Timberwolves and her 17th year of practice at the Mayo Clinic, where she is a Professor of Orthopedic Surgery. She is an author of two books on Sports Conditioning and Fitness, and has published over 100 research articles and book chapters on various Orthopedic and Sports Medicine-related topics.

Dr. Dahm's work in sports medicine began as an undergraduate Student Athletic Trainer at Wake Forest University. She then graduated from the University of Virginia Medical School and went on to an Orthopedic Surgery Residency at the Mayo Clinic. Before joining the Mayo Clinic staff in 1998, she spent a year in Minneapolis as a sports medicine fellow at the Minneapolis Sports Medicine Center.

During her time at Mayo, Dr. Dahm has served as a team physician for the Rochester Skeeters IBA basketball team, the Minnesota Chill Professional volleyball team, and, most recently, the Minnesota Twins Major League Baseball team. She has traveled as a team physician with the 2012 USA Basketball Mens U-17 World Championship Team and with the USA Basketball Womens National Team during their 2012 pre-Olympic training.

Dr. Dahm resides in Byron, Minn., with her husband Jay Smith and her two sons, Jett and Miles.



**ROGER GRIFFITH**  
**EXECUTIVE VICE PRESIDENT & CHIEF FINANCIAL OFFICER**

Roger Griffith joined the Timberwolves in 1994 as Executive Vice President and CFO. In this role, he is responsible for all finance, accounting, risk management, box office and budgeting for the organization.

In 1999, Griffith added the duties of Chief Operating Officer of the WNBA's Minnesota Lynx to his responsibilities, and transitioned to Executive Vice President of the Lynx prior to the 2009 WNBA season. In this role Griffith has acted as the architect of one of the most talented teams in the league, building a roster with hometown favorite Lindsay Whalen and superstars Maya Moore and Seimone Augustus. Under Griffith's leadership, the Lynx have posted one of the most impressive five-year stretches in WNBA history, winning three WNBA championships and four Western Conference championships. From 2011-14, the Lynx also became the first team in WNBA history to string together four consecutive 25+ win seasons and in 2015 became only the second team to record at least five consecutive 20+ win seasons. The Lynx have recorded 127 wins since 2011, presenting the second-most-prolific five-year haul in WNBA history.

Prior to coming to the Timberwolves, Griffith gained a variety of experience in public and private industry. He previously worked for Taymark, a Taylor Corporation company, as division manager of the ad specialty direct mail division. He also worked for Northwest Airlines as the director of internal audit and spent time with a public accounting firm.

A native of Shakopee, Minn., Griffith graduated magna cum laude from Augsburg College in 1984 with a degree in business administration with a concentration in accounting. In 1988, he earned his MBA in general management from the University of Minnesota. Griffith resides in Eagan, Minn., with his wife, Jean, and daughters, Emma and Abby.



**GREG JACKSON**  
**VICE PRESIDENT & GENERAL COUNSEL**

Greg Jackson served as co-lead counsel on the acquisition of the Timberwolves by Glen Taylor and following consummation of the acquisition was appointed Vice President and General Counsel for the Timberwolves. He is responsible for oversight of all legal matters affecting the team including executive, coach, and player contracts and the management of legal counsel representing the team.

Jackson has worked with and represented Glen Taylor and his companies in various capacities for more than almost 30 years and currently also serves as Executive Vice President of Taylor Corporation and its subsidiaries.

Jackson is an honors graduate of both Pillsbury College (Owatonna, MN) and the University of Minnesota Law School (Minneapolis, MN) and currently serves on the Board of Directors of the Minnesota Chamber of Commerce and the Bethany College Advisory Board.



**PETER STENE**  
**VICE PRESIDENT OF FINANCE**

Pete Stene is entering his 13th season with the Wolves and fourth as Vice President of Finance, having served as director of finance prior to his promotion in 2012. Stene oversees day-to-day operations of the accounting and box office departments directing financial policies and practices in the areas of general accounting, budgeting, audit, tax and league reporting.

Prior to joining the Timberwolves, Stene spent seven years working for Target Center Arena's various management companies (Midwest Entertainment Group, Clear Channel Entertainment, sfx Entertainment, and Ogden entertainment) as its director of finance. Prior to that, he spent time in private industry as controller for a Minneapolis-based law firm.

A native of Lindstrom, Minn., Stene is an honors graduate from the University of Minnesota-Duluth with degree in Business Administration, and earned his MBA in Finance from the University of St. Thomas. He resides in Minneapolis, Minn., with his wife, Becki.





#### **TED JOHNSON**

##### **SENIOR VICE PRESIDENT OF MARKETING & COMMUNICATIONS/CHIEF MARKETING OFFICER**

Ted Johnson enters his 13th season with the Minnesota Timberwolves and Minnesota Lynx. As Chief Marketing Officer, Johnson oversees the strategic direction of ten departments spanning 21 different disciplines that include: analytics & research, technology, community relations, digital media, marketing, public relations, FastBreak Foundation and the teams' radio and television broadcasts.

Since 2010, Johnson has also led the team's facilities and public affairs efforts. In this role he led the development of The Courts at Mayo Clinic Square - the highly acclaimed training center and headquarters that opened in June of 2015. Johnson also continues to lead the teams' efforts around the design and development of the \$130 million dollar Target Center Renovation project that is scheduled to begin in spring of 2016.

Prior to his joining the Wolves, Johnson spent more than a decade managing dynamic, multifaceted campaigns for clients, policy issues and political candidates. As a director with public relations agency Weber Shandwick, Johnson co-directed the Minnesota Department of Health's national award-winning teen anti-tobacco campaign. In politics he spent eight years serving State Senator Sam Solon, Congressman James Oberstar, Clinton/Gore campaigns of 1992 and 1996, the Minnesota Attorney General and finally as deputy campaign manager for Hubert H. Humphrey III's 1998 gubernatorial campaign. Johnson also spent time between 1994 and 1996 on the White House advance staff organizing official visits for President Bill Clinton and First Lady Hillary Clinton.

Johnson is an honors graduate from the University of Minnesota-Duluth with degrees in political science and history. He is active in the Twin Cities community serving on the boards of the Minneapolis Chamber of Commerce, the Warehouse Business District and 2020 Partners. He is also active in Twin Cities Dunkers, Norway House, Serving Our Troops and has previously served on the boards of Ronald McDonald House Charities and Athletes Committed to Educating Students (ACES.)

A native of Coon Rapids, Minn., Johnson, his wife, Lisa, son, Thor, and daughter, Greta, reside in Vadnais Heights, Minn.



#### **BRAD RUITTER**

##### **VICE PRESIDENT OF COMMUNICATIONS**

Brad Ruitter joined the Timberwolves organization on August 1, 2013 as the team's Vice President of Communications. In this position, he is responsible for providing leadership and strategic direction to the public relations, broadcast and community relations departments.

Ruitter has more than 20 years of experience in the public relations and sports industries. He began his career as an intern and ultimately the Associate Director of Media Relations for the University of Minnesota Athletics Department, a position he held for nearly eight years. Ruitter then served five years as Director of Communications for the Minnesota Twins where he led the team's media relations efforts and communications strategies.

Ruitter has gained valuable non-sports leadership experience in tenures as Director of Communications and Marketing for the Minnesota Bankers Association and Group Manager for the public relations firm Weber Shandwick. In addition, Ruitter has worked as an independent media consultant, implementing public relations, communications, and media training programs for a variety of local and regional organizations. He has also done contract editorial work for the Minnesota State High School League (MSHSL) at Prep Bowl and state basketball, hockey, and baseball tournaments.

A native of Clara City, Minn., Ruitter graduated from the University of Northwestern, St. Paul with a degree in sports management. Ruitter volunteers his time serving as Vice President of the Eagan Athletic Association, where he also coaches youth travel baseball and basketball. He is also actively involved at Peace Church in Eagan as a Sunday School teacher and a member of the outreach/promotion team. Ruitter represents the Timberwolves and Lynx organizations on the Board of Directors for ACES (Athletes Committed to Educating Students), an organization which works to help students in Minneapolis and St. Paul Public Schools overcome academic achievement and opportunity gaps.

Ruitter and his wife Sara, son Griffin (12), and daughter Meredith (10), reside in Eagan, Minn.



#### **KRISTY BADGER**

##### **VICE PRESIDENT OF MARKETING**

Kristy Badger is entering her third season with the Timberwolves as the team's Vice President of Marketing where she is responsible for all marketing and branding initiatives for the team. Badger oversees the creative services, event marketing and digital media departments. She also oversees the Wolves' agency relationships and provides strategic oversight of the team's retail operations through Adidas.

Badger has more than 18 years of brand-wide strategic planning and leadership. Kristy began her career in the advertising agency world, her agency tenure includes Modern Climate, Martin|Williams, Carmichael Lynch, Colle+McVoy and EURO RSCG Worldwide. Her brand experience features a depth of diverse client experience, ranging from retail to technology and general consumer to pharmaceuticals. Notable brands she has worked with include Intel, Jamba Juice, Payless Shoes, Kodak, Harley-Davidson Motor Clothes, Pfizer Animal Health and Sun Valley Ski Resort.

A native of Utah, Badger received her communications and advertising degree from the University of Utah. She currently resides in Plymouth with her husband, Keeth, their daughter, Emery (6), and dog, MacKubin.



#### **BRETT KAHNKE**

##### **VICE PRESIDENT OF ANALYTICS & TECHNOLOGY**

Brett Kahnke is entering his third season as Vice President, Analytics & Technology. Brett began his Timberwolves career in September of 2011, serving as Director of Analytics & Research.

Kahnke oversees the Business Analytics function across the Timberwolves & Lynx organizations, as well as the Information Technology department. His team is focused on improving efficiency and decision-making tools at all levels. In this role, he oversees the Wolves and Lynx database marketing function, market research, sales & marketing automation, forecasting, modeling and reporting.

A native of Madison Lake, Minn., Kahnke graduated from The George Washington University with a degree in Marketing. The Timberwolves are the first sports-related organization he has worked with following a career in Marketing & Operations roles, most recently as Director of Marketing Operations for Lawson Software in St. Paul.

Kahnke resides in Champlin, Minn., with his wife, Ximena, and their two children, Victoria (9) and Xavier (7).



**RYAN TANKE**  
**SENIOR VICE PRESIDENT OF SALES & SERVICE/CHIEF REVENUE OFFICER**

Ryan Tanke is entering his third season as Sr. Vice President and Chief Revenue Officer after serving six seasons as Sr. Vice President of Ticket Sales and Premium Seating. Tanke has also served as Vice President of Ticket Sales and Premium Seating and prior to that, held the title of Manager of Suite Sales and Marketing.

In his current role, the LaCrosse, Wisc., native is responsible for the organization's sales and service areas including oversight of Timberwolves and Lynx ticket sales, corporate partnerships, premium seating, fan experience and youth basketball initiatives. Under Tanke's leadership, the Timberwolves recently launched their new Hardwood Club, providing year round benefits and unique experiences meant to bring members closer to the team. In addition, this season the Minnesota Lynx were the first WNBA team to introduce digital ticketing, empowering fans to more easily buy, sell and transfer tickets. The Timberwolves will also use digital ticketing for the upcoming 2015-16 season. Tanke's leadership team and departments are focused on providing an experience that creates lasting memories for fans and delivers great value to corporate partners.

In March 2011, Tanke was selected as one of Minneapolis/St. Paul Business Journal's 40 under 40, a list which honors young, successful professionals in the Twin Cities. Tanke has also been a featured speaker on a number of youth basketball initiatives. Under Tanke's leadership, the Timberwolves recently launched their new Hardwood Club, providing year round benefits and unique experiences meant to bring members closer to the team. In addition, this season the Minnesota Lynx were the first WNBA team to introduce digital ticketing, empowering fans to more easily buy, sell and transfer tickets. The Timberwolves will also use digital ticketing for the upcoming 2015-16 season. Tanke's leadership team and departments are focused on providing an experience that creates lasting memories for fans and delivers great value to corporate partners.

In March 2011, Tanke was selected as one of Minneapolis/St. Paul Business Journal's 40 under 40, a list which honors young, successful professionals in the Twin Cities. Tanke has also been a featured speaker on a number of youth basketball initiatives. Under Tanke's leadership, the Timberwolves recently launched their new Hardwood Club, providing year round benefits and unique experiences meant to bring members closer to the team. In addition, this season the Minnesota Lynx were the first WNBA team to introduce digital ticketing, empowering fans to more easily buy, sell and transfer tickets. The Timberwolves will also use digital ticketing for the upcoming 2015-16 season. Tanke's leadership team and departments are focused on providing an experience that creates lasting memories for fans and delivers great value to corporate partners.

Tanke started with the organization in 1997 as an Assistant Account Executive. He has also held the positions of Ticket Sales Executive, Community Basketball Manager, Manager of Inside Sales and Corporate Sales Manager. Additionally, he spent time as the Director of Sales and Service for the NFL's San Diego Chargers. Tanke graduated with a business management degree from St. Mary's University in Winona MN.

Tanke serves on the board of Twin Cities Boys and Girls Club, actively supports Big Brothers Big Sisters of the Twin Cities, and participates in many of the Timberwolves and Lynx FastBreak Foundation volunteer projects and initiatives. Tanke and his wife, Lindsey, reside in Minnetrista, Minn., with their daughter, Charli (3) and son, Tristan (1).



**JEFF MUNNEKE**  
**VICE PRESIDENT OF FAN EXPERIENCE & BASKETBALL ACADEMY**

Jeff Munneke is the Timberwolves' employee with the longest tenure, having been hired on June 20, 1988. Munneke has served in a number of different roles during his time with the Wolves, most recently becoming the organization's Vice President of Fan Experience and Basketball Academy in 2012. Previously he had become the team's vice president of client development in 2004 following a year as executive director of fan relations and 12 years as the organization's director of ticket sales.

Munneke oversees all aspects of fan experiences, which includes serving as the primary contact for all fan interactions with a focus on Wolves season ticket holders and being the liaison with all Target Center vendors. Munneke has also overseen community youth basketball, now known as the Timberwolves and Lynx Basketball Academy, for 17 seasons, and earned a distinguished service award from the Minnesota Basketball Coaches Association (MBCA) in 2007, as well as being inducted into the MBCA Hall of Honor in October of 2011. He also serves as on the board of the Positive Coaching Alliance, which works to provide all youth and high school athletes a positive character-building youth sports experience, and BestPrep, which continues to bridge the business and education community.

A native of Lake City, Minn., Munneke graduated from Huron University, where he earned a degree in communications and was captain of the basketball team. Munneke broke into the sports industry as a sales representative in 1987 for the Minnesota Strikers, a Major Indoor Soccer League team.

Munneke and his wife, Julie, reside in Champlin, Minn., with their daughter, Megan (15). Their son, Ty (23), works for Nike Golf in Portland, Ore.



**STEVE MULLINS**  
**VICE PRESIDENT OF CORPORATE PARTNERSHIPS, SALES AND ACTIVATION**

Steve Mullins is entering his third season as the Vice President of Corporate Partnerships for the Minnesota Timberwolves and Lynx. His responsibilities include corporate sales, activation and premium retention. During his tenure, the team has experienced double-digit revenue growth by redefining their corporate philosophy and developing dynamic new inventory.

In 2015, Mullins and team introduced a gold-standard events and hospitality business, creating one-of-a-kind experiences for key stakeholders through The Courts at Mayo Clinic Square.

Mullins' sports career began in 2004 selling sponsorship for Sun Devil Sports Properties, the multi-media rights holder for Arizona State University Athletics. He joined the Arizona Diamondbacks in 2007 as the Director of Corporate Partnerships and served as the team's Vice President from 2010 to 2013.

Steve and his wife, Ashley have two children, Harper and Cruz and reside in Edina.



**JAKE VERNON**  
**VICE PRESIDENT OF TICKET SALES & SERVICE**

Jake Vernon is entering his third season with the Timberwolves, his first as Vice President of Ticket Sales and Service. In his role, Vernon implements strategies and oversees all initiatives related to ticketing, membership service and premium sales. Since joining the team in June 2013, Vernon has helped produce significant increases in the season membership base, partial plan sales and group ticket sales.

Prior to joining the Timberwolves, Vernon spent two years as President and Founder of Get Real Sport Sales, a sales consulting and outsourcing company that worked with collegiate and professional sports teams to increase ticket and corporate partnership revenue. Get Real Sports client list included Butler University, Iowa St University, Xavier University, Charlotte Bobcats, Cincinnati Reds, Indianapolis Colts and the Indianapolis Motor Speedway. The majority of Vernon's career was spent with Pacers Sports and Entertainment, working with both the Indiana Pacers and Indiana Fever. He got his start as a ticket sales account executive for the Indiana Fever, before working his way up through various management positions, culminating with being named vice president of ticket sales and service in June of 2005. During his tenure he led franchise-best season and group ticket campaigns, while driving innovative business initiatives that included the creation of one of the first player sponsored sections in the NBA, Roy Hibbert's Area 55.

A native of Abington, PA, Vernon graduated from Xavier University with a degree in Communications and has held previous positions with the Cincinnati Reds, Indianapolis Indians and Chicago Wolves. Vernon volunteers his time serving as Travel Coach Director for the Wayzata Boys Basketball Association and coaching youth baseball.

Vernon and his wife Traci and two sons, Ashton and Avery, reside in Maple Grove, Minn.



## BASKETBALL OPERATIONS



**FLIP SAUNDERS**  
President of Basketball  
Operations/Head Coach



**MILT NEWTON**  
General Manager



**SAM MITCHELL**  
Interim Head Coach



**SIDNEY LOWE**  
Assistant Coach



**RYAN SAUNDERS**  
Assistant Coach



**DAVID ADELMAN**  
Assistant Coach



**BRYAN GATES**  
Assistant Coach



**GARY TRENT**  
Coaching Intern



**VINCE LEGARAZA**  
Player Development Ast./  
Player Development Video  
Coordinator



**ROB BABCOCK**  
VP of Basketball Operations



**ZARKO DURISIC**  
International Scout



**CALVIN BOOTH**  
Director of Player  
Personnel



**DEREK PIERCE**  
Advance Scout



**EMMANUEL ROHAN**  
Manager of Basketball  
Administration/Salary Cap



**MATT BOLLERO**  
Director of Analytics/Scout



**BILL HOHENECKER**  
Manager of Team Travel/  
Facility Coordinator



**KAAYLA CHONES**  
Player Programs Director/  
Manager of Team Services



**BRICE LONG**  
Head of Video Department/  
Manager of Basketball  
Technology



**SAM NEWMAN-BECK**  
Head Video Coordinator



**TODD CHECOVICH**  
Basketball Operations  
Coordinator/Video Scout



**RACHEL SAUNDERS**  
Basketball Operations  
Administrative Assistant



**ARNIE KANDER**  
VP of Sports Performance



**GREGG FARNAM**  
Director of Medical  
Operations/Head Athletic  
Trainer



**MARK KYGER**  
Director of Athletic Therapy



**KOICHI SATO**  
Director of Sports  
Performance



**DAVID CREWE**  
Ast. Athletic Trainer/Ast. of  
Sports Performance



**BOB GOEDDERZ**  
Director of Security



**CLAYTON WILSON**  
Equipment Manager



**CORY JOHNSON**  
Player Concierge/  
Ast. Equipment Manager



**DR. SHELDON BURNS**  
VP of Team Medical  
Services



**DR. DIANE DAHM**  
Orthopedic Surgeon



**ROBERT BURNETT**  
Custodian





**ANALYTICS & RESEARCH**



**BRETT KAHNKE**  
VP of Analytics & Technology



**TAYLOR POPE**  
Sr. Database Coordinator



**ANDREW MAHER**  
Business Research  
Coordinator



**KIMBRYLE BRAUN**  
Database Marketing  
Specialist

**BASKETBALL ACADEMY**



**JEFF MUNNEKE**  
VP of Fan Experience  
& Basketball Academy



**STEVE BROWN**  
Basketball Academy  
Manager



**MATT BARE**  
Basketball Academy  
Sales Manager



**PAT FREEMAN**  
Basketball Academy  
Supervisor



**TROY PEARSON**  
Basketball Academy  
Executive

**BOX OFFICE**



**ERIC CAULFIELD**  
Director of Ticketing



**TONY NGUYEN**  
Asst. Box Office Manager



**TYLER SWANSON**  
Sr. Ticketing Specialist

**BROADCAST**



**ERIK NELSON**  
Sr. Manager of Broadcast



**DAVE BENZ**  
Television Play-By-Play  
Announcer



**ALAN HORTON**  
Radio Play-By-Play  
Announcer



**JOHN FOCKE**  
Executive Producer/  
Studio Host



**JOE KRONENBERG**  
Sr. Graphic Designer/Editor



**TIM MCDONOUGH**  
Sr. Motion Graphics  
Designer/Editor



**CAL SODERQUIST**  
Traffic & Production  
Coordinator



**NOAH FERECHE**  
Videographer/Editor



**CARLOS JIMENEZ**  
Videographer/Editor

**BUSINESS OPERATIONS**



**ROGER GRIFFITH**  
Executive VP & Chief  
Financial Officer



**GREG JACKSON**  
VP & General Counsel



**SUSAN EITEL**  
Manager of Office  
Services/Executive Asst.  
to the CEO



**MARY BOHMBACH**  
Executive Asst. to President/  
Sales & Marketing  
Coordinator

**COMMUNICATIONS & MARKETING**



**TED JOHNSON**  
Sr. VP of Marketing &  
Communications/Chief  
Marketing Officer



**BRAD RUTTER**  
VP of Communications





## COMMUNITY RELATIONS



**MATT MAKOVEC**  
Manager of Community Relations



**KRISTIN EDMUNDSON**  
Community Relations Coordinator

## CREATIVE SERVICES



**JUSTIN WOLOCKO**  
Director of Creative



**HENRY MOORE**  
Senior Creative Services Manager



**JOHN SCHISSEL**  
Production Manager



**ADDIE BORGH**  
Graphic Designer



**MAX MORLOCK**  
Graphic Designer



**DAVID SHERMAN**  
Top Regional Photographer

## DIGITAL MEDIA



**BOB STANKE**  
Sr. Director of Digital Media



**KYLE RATKE**  
Web Editor/Team Reporter



**BRIDGET ANDERSON**  
Social Media Coordinator



**SAM FLOOD**  
Sr. Interactive Designer/  
Developer



**KELLY PEDERSEN**  
Interactive Designer/  
Developer

## FACILITIES DEVELOPMENT



**BRIAN KIMMES**  
Facilities Project Manager

## FINANCE



**PETER STENE**  
VP of Finance



**BEN JAHNKE**  
Manager of Financial Reporting



**MARCI SCHWEN**  
Accounting Manager



**J.T. HOFFMAN**  
Sr. Payroll & Accounting Manager



**ERICH HEBER**  
Sr. Payroll & Accounting Specialist



**ROBERT HUDALLA**  
Accounts Payable Specialist

## GROUP EVENTS



**MIKE FUHRMAN**  
Sr. Manager of Group Events



**JANE THEDE**  
Sr. Manager of Group Programs



**KATE JOHNSON**  
Sr. Account Executive of Group Events

## GROUP EVENTS



**EMMA HASSEN**  
Account Executive



**ALEX GUSTAFSON**  
Account Executive



**NATASHA LARRY**  
Account Executive



**JARED HENSCH**  
Group Events Program Supervisor



**GARRET GARNESS**  
Group Sales Associate



**WIL WALTERS**  
Group Sales Associate



**HAYLEY DI NASO**  
Group Sales Associate



**JENNICA ASTLEFORD**  
Group Sales Associate



## HUMAN RESOURCES



**SIANNEH MULBAH**  
Director of Human  
Resources



**KIRSTEN SANTELICES**  
Sr. Human Resources  
Generalist

## INSIDE SALES



**JOHN TORRIS**  
Inside Sales Manager



**ALEXA FLETCHER**  
Inside Sales Associate



**LOGAN HAEN**  
Inside Sales Associate



**JAKE KOCH**  
Inside Sales Associate



**MICHAEL MISNER**  
Inside Sales Associate



**NICOLE PARROTT-WILSON**  
Inside Sales Associate



**MIKE RENGEL**  
Inside Sales Associate



**JORY SHRAGG**  
Inside Sales Associate



**GABRIELLE SMITH**  
Inside Sales Associate



**ALEXIS STEWARD**  
Inside Sales Associate



**KYLE ULSTAD**  
Inside Sales Associate



**GERALD WACHOLZ**  
Inside Sales Associate



**SHERMAN WILKINSON**  
Inside Sales Associate



**TOM WINTER**  
Inside Sales Associate

## LIVE PROGRAMMING & ENTERTAINMENT



**CHADWICK FOLKESTAD**  
Director of Live Programming  
& Entertainment



**CHRIS VANDERBEEK**  
Game Presentation Manager



**SHERIDAN WEST**  
Production Coordinator



**ATHENIA ELIE**  
Dance & Performance  
Manager



**DAVE WARNER**  
Mascot Supervisor

## MARKETING



**KRISTY BADGER**  
VP of Marketing



**LINDSAY MILNE**  
Director of Marketing



**BJORN WESTLUND**  
Event Marketing  
Coordinator



## MEMBERSHIP SALES



**KENNY KOPERDA**  
Director of Membership  
Sales



**ALISHA CLEARY**  
Account Executive



**SCOTT HEBERT**  
Account Executive



**JIM HEINMILLER**  
Account Executive



**ANDREW McFERRIN**  
Account Executive



**CHRIS MITKO**  
Account Executive



**MATT SCHAFER**  
Account Executive

## MEMBERSHIP SERVICE



**ASHLEY HEINLEIN**  
Manager of Membership  
Services



**ANNIE EVERSMAN**  
Sr. Account Executive



**DAN CHAPMAN**  
Account Executive



**ANDY VOIGT**  
Account Executive

## PREMIUM SEATING



**STEVE BENO**  
Director of Premium Seating  
& Lynx Ticket Sales



**STANLEY JACKSON**  
Premium Sales Manager



**CONOR NOONAN**  
Premium Sales Manager



**ADAM SKIBEK**  
Sr. Account Executive

## CORPORATE PARTNERSHIPS



**STEVE MULLINS**  
VP of Partnership  
Sales & Activation



**MIKE WELCH**  
Director of  
Partnership Sales



**SHERI ANDERSON**  
Director of Partnership  
Activation



**BRITT CARLSON**  
Director of Suite Activation  
& Hospitality



**GREG VANDERWILT**  
Sr. Manager of Partnership  
Activation



**JIM BUFFO**  
Partnership Sales  
Manager



**LAINIE GENTILE**  
Partnership Sales  
Manager



**DAVID KING**  
Partnership Sales  
Manager



**MAX CULLEEN**  
Partnership Sales  
Executive



**SHIVANI DESAI**  
Partnership Activation  
Executive



**JILL HEUER**  
Partnership Activation  
Executive



**JOANNA OPITZ**  
Partnership Activation  
Executive



**LAURA SHEARER**  
Partnership Activation  
Executive



**KARA KAWAKAMI**  
Suite Activation & Hospitality  
Coordinator





**PUBLIC RELATIONS**



**AARON SEEHUSEN**  
Sr. Manager of Public Relations



**DAN BELL**  
Communications Manager



**ALEX KING**  
Public Relations Coordinator



**KYLIE CRULL**  
Corporate Communications Manager



**PAUL SWANSON**  
Statistician

**REVENUE STRATEGY & OPERATIONS**



**LAURA MEYER**  
Director of Revenue Strategy & Operations



**CHRIS PALAIA**  
Client Development Manager



**ELIZABETH BOSER**  
Sales Strategy & Operations Supervisor



**SAM HUBBLE**  
Revenue Strategy & Operations Coordinator

**TECHNOLOGY**



**JUSTIN BUTLER**  
Sr. Director of Technology



**DAN LaCOURSIERE**  
Network Engineer



**AUSTIN McDOWELL**  
Information Technology Support Specialist



**MIKE OLSON**  
Help Desk Support Specialist

**TICKET SALES & SERVICES**



**RYAN TANKE**  
Sr. VP & Chief Revenue Officer



**JAKE VERNON**  
VP of Ticket Sales & Service



**LAURA JANQUART**  
Business Development Manager



**EMILY PELANT**  
Ticket Sales & Service Coordinator





LYNX DEDICATED STAFF



**CARLEY KNOX**  
Director of Business  
Operations



**CHARLIE ROMANS**  
Manager of Lynx Ticket  
Sales & Service



**ASHLEY CARLSON**  
Public Relations Manager



**ERIN HENNING**  
Sr. Account Executive



**EMMA SANDSTROM**  
Sr. Account Executive



**TARA SMITH**  
Membership Program  
Supervisor



**WHITNEY FISHER**  
Sales & Service Account  
Executive



**KYLE BURNS**  
Account Executive



**MATT CORNERS**  
Account Executive



**MICHAELA ERICKSON**  
Account Executive



**TIGE HUTCHENSON**  
Account Executive



**MATT TERRY**  
Account Executive

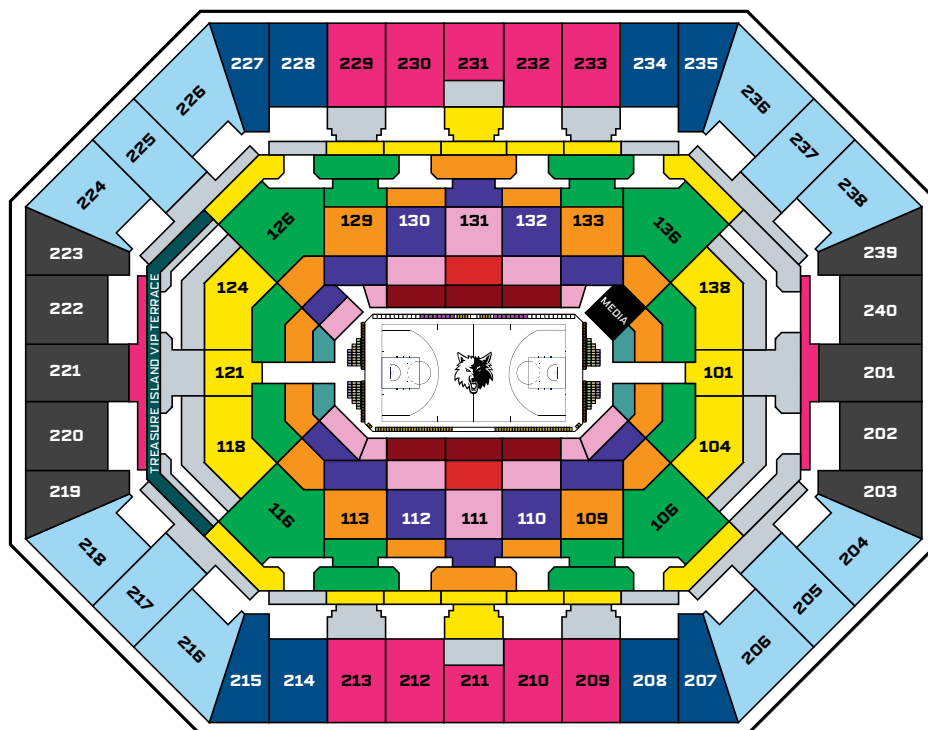


## TICKET INFORMATION




VISIT  
**TIMBERWOLVES.COM/WOLVESTIX**  
or call 612.673.1234 to purchase tickets or for more information

- >> SEASON MEMBERSHIPS
- >> TICKET PACKAGES
- >> GROUP EVENTS
- >> SUITE RENTALS
- >> SINGLE GAME TICKETS



100 LEVEL				200 LEVEL			
AVERAGE PER GAME	ANNUAL PER SEAT	MONTHLY PAYMENT		AVERAGE PER GAME	ANNUAL PER SEAT	MONTHLY PAYMENT	
\$97	\$4,171	\$348		\$37	\$1,591	\$133	
\$72	\$3,096	\$258		\$25	\$1,075	\$90	
\$53	\$2,279	\$190		\$19	\$817	\$68	
\$41	\$1,763	\$147		\$14	\$602	\$50	
\$29	\$1,247	\$104		\$10	\$430	\$36	




Lexus

COURTSIDE CLUB

AVERAGE  
PER GAME

ANNUAL  
PER SEAT


MONTHLY  
PAYMENT



\$1,450

\$62,350


\$5,196



\$835

\$35,905


\$2,992



\$725

\$31,175


\$2,598



\$310

\$13,330


\$1,111



\$250

\$10,750

\$896



\$205

\$8,815

\$735

● Exclusive access to Backcourt Club

PREMIUM SEATING

TARGET CENTER


AVERAGE  
PER GAME

ANNUAL  
PER SEAT

MONTHLY  
PAYMENT

BACKCOURT


SEATING



\$270

\$11,610


\$968



\$240

\$10,320

\$860




\$159

\$6,837

\$570

LOGEBOX


SEATING




\$176

\$7,568

\$631





\$149

\$6,407

\$534



## TARGET CENTER/AEG STAFF DIRECTORY

Jerry Abell.....	Manager, Production
Wendy Almquist.....	Exec Asst/Office Mgr
Wardell Austin.....	Receptionist
Nancy Bach.....	Event Custodial Supervisor
Anna Barberio.....	Sr. Manager, Event Markeing
Scott Beine.....	Manager, Custodial
Tom Bolstad.....	Lead Stagehand/Stage Mgr
Mark Christopherson.....	Electrician
Dave Dvorak.....	Maintenance Tech I
Emily Emilien.....	Manager, Guest Services
Jane Espenson-Davis.....	Director, Human Resources
Nancy Fortney.....	Event Manager
Sara Grunewald.....	Asst. Director, Ticketing
Noelle Heaslip.....	Employee & Event Specialist
Katrina Jaeger.....	Sr. Manager, Marketing
LaVera Jeffrie.....	Security Coordinator
Marcus Kroulik.....	Director, Ticketing
Ben Lauer.....	Security Officer
Aaron Liepins.....	Director, Security
Lynne Major.....	Group Marketing Assistant
Cheri Martin.....	Premium & Group Ticket Sales Rep
Steve Mattson.....	VP/General Manager
Bruce Mettner.....	Security Officer
Reginald Monroe.....	Security Officer
Kevin Moore.....	Maintenance Tech I
Mitch Newhouse.....	Sr. Manager, Media Technology
Dan Rehberg.....	Security Officer
Tom Reller.....	Sr. Director, Operations
Dave Schmid.....	Director, Finance
Lori Schweder.....	Lead Ticket Seller
Sarah Sharp.....	Accounting Coordinator
Jerry Skinaway.....	Manager, Conversion
Curvell Smith.....	Conversion Crew Lead
Eric Stegmueller.....	Lead Custodian
Rick Stepanek.....	Lead Maintenance Tech
Karen Swan.....	Manager, Group Marketing
Sandy Sweetser.....	Sr. Director, Events and Marketing
Megan TeBrake.....	Manager, Hospitality
Joel Tenner.....	Maintenance Tech I
Dan Walton.....	Staff Accountant
Andy Warg.....	Director, Booking
Duane Weaver.....	Security Officer
Mitchell Williams.....	Security Officer
Nicole Wirkler.....	Box Office Manager

# TARGET CENTER





## CRUNCH



Since the Timberwolves' inaugural season in 1989, CRUNCH has entertained and energized the crowd during Wolves games. With his witty sense of humor CRUNCH keeps fans on their toes with his antics. And his often over-the-top stunts and high-flying dunks stirs Wolves fans into a frenzy that helps create the Target Center home court advantage.

Want to connect with CRUNCH? Check him out social media:

[www.facebook.com/timberwolvescrunch](https://www.facebook.com/timberwolvescrunch)  
@WolvesCrunch on Twitter, Instagram, & Vine

CRUNCH does make appearances throughout the year in all corners of Minnesota's communities. For pricing and availability please send an e-mail to [crunch@timberwolves.com](mailto:crunch@timberwolves.com), or call 612.673.8370



### HEIGHT

6' (GROUND TO THE TIP OF EARS)

### WEIGHT

190 POUNDS

### VERTICAL JUMP

15' (WITH TRAMPOLINE)

### FAVORITE MOVIE

DANCES WITH WOLVES

### FAVORITE BOOK

CALL OF THE WILD

### FAVORITE DUNK

THE INSIDE-OUT FLYING DUTCHMAN







## TIMBERWOLVES DANCERS



The Timberwolves Dancers are the Twin Cities' premier performance group. They serve as a link between the Minnesota Timberwolves action on the court and the organization's commitment to touching the lives of basketball fans everywhere. Each dancer comes to the team with extensive training and performing experience. Under the direction of Coach Athenia Elie, the Timberwolves Dancers aim to use their talent and love of performing to confidently represent the Minnesota Timberwolves throughout many basketball communities locally, nationally, and internationally.

Whether it's exploring the latest hip hop trend or performing a throwback dance routine, the Timberwolves Dancers showcase the most eclectic range of styles in the NBA. Outfitted in modern and cutting edge fashions, the Timberwolves Dancers grace the arena during each game creating personal relationships with fans and welcoming everyone to our home – the Target Center.

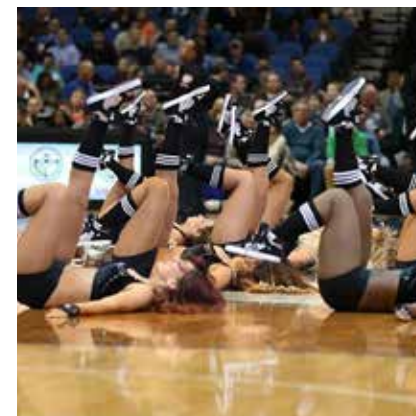
The Timberwolves Dancers are available for a wide variety of appearance and performance opportunities. To book the Timberwolves Dancers for your next event, please contact [dancers@timberwolves.com](mailto:dancers@timberwolves.com).

Follow the Timberwolves Dancers on social media:

Facebook – Timberwolves Dancers

Twitter – @WolvesDancers

Instagram – WolvesDancers





**MEDIA**



## PUBLIC RELATIONS STAFF



**AARON SEEHUSEN**  
Public Relations Sr. Manager

Aaron Seehusen begins his fifth season with the Timberwolves (ninth overall with the Timberwolves and Lynx organization), and first as Public Relations Senior Manager. Seehusen manages the organization's day-to-day PR efforts and serves as the main contact for local and national media with regard to interview requests for players and front office personnel.

Prior to joining the Wolves, Seehusen worked for the WNBA's Minnesota Lynx for four seasons, serving as Public Relations Manager for the final two seasons. With the Lynx, he managed all of the team's publicity efforts, including all local and national media requests for players, coaches and front office personnel. Seehusen, a native of Plymouth, Minn., joined the Timberwolves and Lynx organization as an intern in the summer of 2007. He also has worked for the Dubuque Thunderbirds of the Central States Hockey League.

Seehusen graduated from Loras College in Dubuque, Iowa, with bachelor's degrees in sports management and business. Seehusen resides in Chaska with his wife, Anne, and their dog, Brando.



**ALEX KING**  
Public Relations Coordinator

Alex King enters his third season as Public Relations Coordinator and fifth full-time season with the Timberwolves and Lynx organization. In his role, King assists in all facets of the organization's day-to-day PR efforts and serves as an additional contact for local and national media. Additionally he oversees the Wolves stats crew, intern staff and the team's media monitoring efforts.

King spent three seasons as an intern with the Timberwolves and Lynx public relations departments prior to becoming the Lynx Public Relations Manager in 2012. Prior to joining the Timberwolves and Lynx organization, King served as a PR intern during the summer of 2008 with the Larry H. Miller Sports & Entertainment Group in Salt Lake City. With the LHMSE, King assisted with PR efforts of the Utah Jazz' Rocky Mountain Revue summer league, the Salt Lake Bees and the Miller Motorsports Park. King has also served as a promotions intern with the Saint Paul Saints in the summer of 2009.

Originally from Tinton Falls, N.J., King graduated from the University of Minnesota with a bachelor's degree in sports management and a minor in communications. He currently resides in Minneapolis, MN.



**DAN BELL**  
Communications Manager

Dan Bell enters his 23rd season with the Timberwolves and his seventh as Communications Manager. In his current position, Bell assists the public relations department in its day-to-day operations and serves as an additional contact for local and national media with regard to interview requests for players and front office personnel. He also is editor of the Timberwolves game program and Timberwolves yearbook. Bell was a member of the Wolves' public relations staff from 1993-2000 before being promoted to manager of publications, a position he held until the spring of 2009.

Prior to joining the Timberwolves, Bell was a graduate assistant in the St. Cloud State Sports Information Department. Additionally, he worked for G&K Services, Hallmark Cards and Frank's Nursery & Crafts.

Bell earned bachelor's degrees in marketing and public relations from St. Cloud State University. The native of Cold Spring, Minn., resides in Big Lake, Minn., with his wife, Deb, and their daughters, Amanda and Jackie.



**KYLIE CRULL**  
Corporate Communications  
Manager

Kylie Crull enters her third season as the team's Corporate Communications Manager. In her position, Crull is responsible for advancing the organization's business and revenue goals through strategic communication to key stakeholders including season ticket members, corporate sponsors and media.

Prior to joining the Timberwolves, Crull served as an account executive for five years at PR Etc., a full-service public relations firm headquartered in Rockford, Ill. In this role she was responsible for meeting the marketing, event planning and media relations objectives for a variety of clients representing the industries of tourism, economic development, nonprofit and more.

Crull graduated from Drake University in Des Moines, Iowa with a bachelor's degree in public relations. An Illinois native, Crull currently lives in Minneapolis.





## MEDIA INFORMATION

### CREDENTIALS

Press seating at Timberwolves home games at Target Center is available to accredited media at tables located in the court-level auxiliary media section and in sections 116 and 106. Single-game credentials must be requested no later than noon the day before the game (Friday at 5:00 p.m. for Saturday and Sunday games). Requests should be made via e-mail to Timberwolves Public Relations Coordinator Alex King at [alex.king@timberwolves.com](mailto:alex.king@timberwolves.com). Credentials are good for admittance to Target Center, the arena floor, the locker rooms, the media work room and the media dining room. Those requesting single-game credentials will be seated on a first-come, first-served basis. Those holding Timberwolves or NBA season credentials may enter the building through the Target Center Media Entrance located at the corner of Sixth St. and Second Ave. Single-game credentials may also be picked up at the Media Entrance. **ALL MEDIA WILL BE REQUIRED TO PRESENT A PHOTO IDENTIFICATION PRIOR TO RECEIVING THEIR CREDENTIALS. ALL BAGS ARE SUBJECT TO INSPECTION PRIOR TO RECEIVING A CREDENTIAL.** Media members holding season passes should notify the public relations department if planning to cover a game in order to reserve seating. A media credential cannot be used to sit in spectator seating areas.

### DINING ROOM

Accredited media is invited to enjoy a meal before each game in the Minnesota Timberwolves media dining room located on the arena bowl level. Cost of a meal is \$8 per person. The dining room opens two hours before each game. Dining room usage will be limited to members of the media with valid Timberwolves or NBA media passes. It is impossible to accommodate family members, friends, guests or others. **ANY ABUSE OF DINING ROOM PRIVILEGES WILL CAUSE FORFEITURE OF YOUR MEDIA PASS.**

### SERVICES

Complete statistics, along with pregame media notes, lineup information regarding injuries and other pertinent facts, will be furnished by the Timberwolves public relations department. Play-by-play sheets, active lists, halftime and final box scores and postgame coach/player quotes will be delivered to working media areas. There are sufficient electrical outlets available, and telephones are located at various points along press row and in the media work room. Preference for telephone use will be given to writers and broadcasters filing stories on deadline.

For easy access to the 2015-16 Timberwolves Media Guide, stats, box scores, game notes, press releases, postgame quotes and notes, the Timberwolves public relations staff has developed the Timberwolves Media Center, a website designed to assist media in their coverage of the Wolves: [www.TimberwolvesMediaCenter.com](http://www.TimberwolvesMediaCenter.com)

For in-game updates, please follow the official Timberwolves public relations twitter handle, @twolves\_pr.

### PHOTOGRAPHERS

Only those photographers on assignment will be allowed space on the floor, and their media credentials must be worn prominently at all times. Credentials are good for admittance to Target Center, the arena floor, media work room and media dining room. Photographers are only allowed within the designated photographers area at each end of the court, unless permission is granted through the Timberwolves public relations department to shoot in other areas of the arena.

The following outlets, listed in priority order, must receive priority when teams are assigning the baseline camera operator positions:

1. Live Television Cameras;
2. NBA Entertainment, NBA Photos, Home Team Photographer;
3. In-Arena Scoreboard Cameras;
4. Wire Services (only Getty, AP and USA Today Images); and
5. Newspapers that regularly assign a writer to travel with the team.

Other permissible media outlets who may be assigned a baseline position, if space allows, are Sports Illustrated, EPA Wire Service, the Home Team Videographer, the Visiting Team Videographer, an international spot (as designated by the League Office), and/or any other outlets that are approved IN ADVANCE by the League Office.

Permitted photographers are required to notify Alex King ([alex.king@timberwolves.com](mailto:alex.king@timberwolves.com)) at least 24 hours in advance

to ensure a spot on the floor. Additional shooting locations are available near the court in section 106 and 116, as well as at the top of sections 110 and 116. **All photography seating requests MUST be made 24 hours in advance.** Anyone who attempts to cover a game without arranging a seat in advance will not be allowed to shoot the game. Professional courtesy should apply in all cases.

### LOCKER ROOM ACCESS

Both locker rooms will open 75 minutes prior to tipoff and remain open until 45 minutes before the contest begins. Following the game, both locker rooms will re-open approximately 10-15 minutes. **STILL PHOTOGRAPHY INSIDE NBA LOCKER ROOMS IS PROHIBITED.**

### SOCIAL MEDIA POLICY

In an effort to provide clear, concise and accurate information regarding our social media policies during practice and shoot around, media is required adhere to the following team rules:

#### Practice/Shootaround

If the practice/shoot around is closed to the public, there will be no use of social media to report on what you are watching at or during the time where media is allowed to watch (i.e. Tweeting, Facebook, Instagram, etc.). The media IS allowed to use social media to report news AFTER they speak with Wolves interim head coach Sam Mitchell during media availability. Should there be an opportunity to speak with players BEFORE Coach Mitchell, you must wait to use social media to report news until AFTER media availability with Coach Mitchell.

If the practice is open to the public, then the use of social media is allowed during the entire practice.

#### Gamedays

The media is encouraged to use social media to report before, during and after games.

### COURTESY

Your cooperation is requested in maintaining a working atmosphere in the media room, at courtside and in the locker room areas. During postgame interviews, preference for obtaining players and coaches will be given to game broadcast crews conducting live postgame shows, newspapers writing on deadline and television stations conducting live reports.

### TIMBERWOLVES TRAVELING MEDIA



**Jerry Zgoda**  
Minneapolis Star Tribune, Beat Writer



**Vanessa Lambert**  
Television Producer



**Trevor Fleck**  
Television Coordinating Producer



**Dave Dittman**  
Television Director



**Chris Withers**  
Television Producer





## TV BROADCAST TEAM



**DAVE BENZ**  
Television Play-By-Play  
Announcer

Emmy award winning play-by-play man Dave Benz begins his fourth season as Timberwolves television play-by-play announcer. Benz will once again pair with television analyst Jim Petersen for 75 telecasts this season, all on the exclusive home of the Wolves, Fox Sports North.

Benz, a graduate of Oswego State University (Oswego, NY) brings a wealth of experience and versatility to Minnesota with over 20 years in the sports industry. His television and radio play-by-play experience includes college basketball for FOX Sports, the mtn. and Comcast Sportsnet where he covered a number of men's and women's programs in the Mountain West, Pac-12, Big-12, WCC, Big West and Sun Belt conferences. He has also been behind the mic for Major League Baseball Cactus League games as well as Arena Football League and CHSAA High School football games.

Prior to his time in the Twin Cities, Benz lived in the San Francisco Bay Area where he worked as host, anchor and reporter for Comcast Sportsnet Bay Area. There he had the opportunity to cover the Giants 2010 World Series title and the 49ers run to the NFC Championship game as a pre and postgame show host. His lengthy career has afforded him the opportunity to regularly cover a number of NBA teams, including roles as pre and postgame host for the Miami Heat, Dallas Mavericks, Houston Rockets, San Antonio Spurs and Golden State Warriors. He has also covered the Indiana Pacers, Milwaukee Bucks, Washington Wizards and Denver Nuggets.

Benz and his wife Sacha have one child, Brendan, who is seven.



**JIM PETERSEN**  
Television Analyst

Jim Petersen returns for his 18th season on the Wolves' broadcast team. Partnered with Benz, Petersen brings the experience of an eight-year NBA playing career to his analysis.

A St. Louis Park native, Petersen was named Minnesota's Mr. Basketball in 1980 and was the first McDonald's All-American from Minnesota. He went on to be a four-year letter winner at the University of Minnesota and was a member of the Gophers' 1982 Big Ten Championship team.

Petersen was selected 51st overall by the Houston Rockets in the 1984 NBA draft. He played forward and center for the Rockets, Sacramento Kings and Golden State Warriors before retiring in 1992.

After leaving the NBA, Petersen worked for the NBA Players Association in their player programs division, facilitating seminars in NBA locker rooms on topics such as AIDS awareness, substance abuse and career/financial planning for life after basketball. In 2009, Petersen also joined the coaching staff of the WNBA's Minnesota Lynx as an assistant coach, winning WNBA titles in 2011, 2013 and 2015.

Petersen currently resides in Wayzata along with his wife Tika. Their son, Sanjay, is entering his junior season playing varsity basketball for Chris Collins at Northwestern University.



**MARNEY GELLNER**  
Sideline Reporter

Marney Gellner returns to the sidelines this year as the Wolves sideline reporter for Fox Sports North.

Gellner joined FOX Sports North in October 2002, and has served in various roles, including sideline reporter for the Twins and Timberwolves, and pre- and post-game show host for an assortment of different Minnesota teams. She also serves as the play-by-play voice for Minnesota Lynx games on FOX Sports North.

Gellner started her career as a weekend sports anchor/sports reporter for KXMB-TV in Bismarck, ND in 1996. She held the same position at WDAZ-TV in Grand Forks, ND from 1997-99, and at WISC-TV in Madison, WI from 1999-2002.

Gellner is a North Dakota native who graduated from Bishop Ryan High School in 1992, and the University of Mary in 1996, as well as earning a Masters Degree in Communications from North Dakota State in 2012. Gellner currently lives with her husband, Matt, and their 7-year-old son and 5-year-old daughter in Carver, MN.



The Minnesota Timberwolves and FOX Sports North announced a 75-game telecast for the 2015-16 regular season, as well as broadcasting two preseason games.

All games shown on FOX Sports North also will be streamed live on FOX Sports GO. FOX Sports GO is available to customers of participating pay-TV providers on iOS, Android, Fire tablets and Fire phones, Amazon Fire TV and Fire TV Stick, select Windows devices and online at FOXSportsGO.com. Fans can download the mobile app for free from the iTunes App Store, Google Play, Amazon App Store and Windows Store.

Broadcasts will include play-by-play announcer Dave Benz, color analyst Jim Petersen and reporter Marney Gellner. Tom Hanneman will host Wolves Live before and after every game featuring analysis from Kevin Lynch and Quincy Lewis.

The regional sports network will continue to air "Wolves Weekly," with the new season debuting Friday, Oct 23 -- a special season preview edition.

FOX Sports North's 75-game schedule includes nine telecasts on FOX Sports North PLUS.

FOX Sports North reaches more than 2 million homes throughout Minnesota, Wisconsin, Iowa and North and South Dakota and telecasts nearly 2,600 hours of locally produced programming per year.



## RADIO BROADCAST TEAM



**ALAN HORTON**  
Radio Play-By-Play Announcer

Alan Horton enters his ninth season as the play-by-play announcer for the Minnesota Timberwolves. Horton will call every Wolves game this season on the team's radio home, WCCO-AM 830. Horton served as the Voice of the Minnesota Lynx for seven years including their run to the 2011 and 2013 WNBA Titles.

He came to the Timberwolves and Lynx after spending the 2007 WNBA season calling Seattle Storm games for Seattle radio, as well as serving as the executive producer of the Seattle SuperSonics radio network.

A native of Massachusetts, Horton spent 10 years in Southern California as a sports broadcaster on both radio and television. In addition to his time with the Storm, his play-by-play experience includes the San Diego Padres, San Diego State University football, men's and women's basketball and baseball, as well as high school football and basketball.

Horton lives in Minneapolis with his wife, Amy, and their two children.



**JOHN FOCKE**  
Executive Producer/Studio Host

John Focke joined the Minnesota Timberwolves as executive producer and studio host prior to the 2007-08 season. Prior to joining the Timberwolves and Lynx, Focke was the voice of Northern Michigan University hockey as well as the host of the University's football and basketball pregame, half-time and post game shows, in addition to providing color commentary for the games.

In addition to his duties as executive producer/studio host for both the Wolves and Lynx, Focke also serves as the radio play-by-play voice for the Lynx throughout the summer.

A native of St. Paul, Focke graduated from Ohio University in 2002 before starting his career as a sports director at KATE Radio in Albert Lea where he called play-by-play for the local high school and covered the Wolves, Twins, Vikings, Wild and Gophers. Focke also spent a year with the Minnesota Wild as a part time producer with their Radio Network.



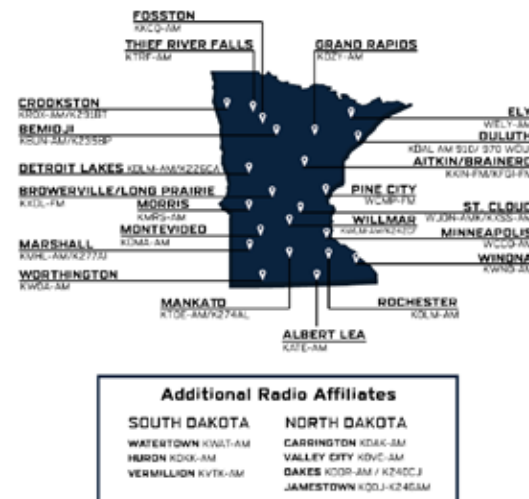
**ALFONSO FERNANDEZ**  
Spanish Radio Play-By-Play

Alfonso Fernandez serves as the Spanish play-by-play announcer for select home games. Fernandez has a familiar voice in the market, as he also broadcasts in Spanish for the National Football League's Minnesota Vikings and Major League Baseball's Minnesota Twins.

Prior to joining the Wolves' broadcast team, Fernandez called the action for the Los Angeles Lakers (1988-89 through 1989-90), Los Angeles Clippers (1993-94 through 1994-95) and the NFL's Los Angeles Rams (1987 through 1991).

A native of Guadalajara, Mexico, Fernandez graduated from the Columbia School of Broadcasting in Hollywood, Calif. He spent 21 years broadcasting in Southern California and has been on the air for nearly 30 years overall. When he is not behind the microphone at major sporting events, Fernandez is a missionary traveling around the United States and Mexico preaching to and helping people with alcohol-related problems.

Fernandez resides in Eagan, Minn., along with his wife, Rosalia, and their children Angela and Jared.



## TIMBERWOLVES RADIO NETWORK





# 2014-15 REVIEW





## 2014-15 : 16-66



**BACK ROW (L-R):** Director of Athletic Therapy Mark Kyger, Director of Player Programs/Scout Calvin Booth, Adreian Payne, Justin Hamilton, Gorgui Dieng, Kevin Garnett, Nikola Pekovic, Robbie Hummel, Chase Budinger, Andrew Wiggins

**MIDDLE ROW (L-R):** Travel Video Coordinator Sam Newman-Beck, Manager of Basketball Technology Brice Long, Assistant Athletic Trainer/Assistant of Sports Performance Dave Crewe, Anthony Bennett, Shabazz Muhammad, Kevin Martin, Gary Neal, Ricky Rubio, Zach LaVine, Lorenzo Brown, Ed Prohofsky, Shooting Coach Mike Penberthy, Director of Sports Performance Koichi Sato, Head Athletic Trainer Gregg Farnam, Orthopedic Surgeon Dr. Diane Dahm, Vice President of Medical Services Sheldon Burns, Director of Security Bob Goedderz

**FRONT ROW (L-R):** Assistant Coach David Adelman, Assistant Coach Sid Lowe, President Chris Wright, CEO Rob Moor, Owner Glen Taylor, President of Basketball Operations/Head Coach Flip Saunders, General Manager Milt Newton, VP of Basketball Operations Rob Babcock, Assistant Coach Sam Mitchell, Assistant Coach Ryan Saunders

PLAYER	G/GS	MIN	FIELD GOALS			3-POINT FG			FREE THROWS			REBOUNDS			AST	PF	STL	BLK	PTS	AVG
			FG	FGA	PCT	FG	FGA	PCT	FT	FTA	PCT	OFF	DEF	TOT						
Martin	39/36	1302	267	625	.427	75	191	.393	170	193	.881	19	123	142	89	76	33	1	779	20.0
Wiggins	82/82	2969	497	1137	.437	39	126	.310	354	466	.760	134	240	374	170	190	86	50	1387	16.9
Young	48/48	1605	289	641	.451	19	65	.292	88	129	.682	75	170	245	135	115	86	17	685	14.3
Muhammad	38/13	866	194	397	.489	20	51	.392	104	145	.717	63	91	154	44	49	18	7	512	13.5
Pekovic	31/29	815	139	328	.424	0	0	---	108	129	.837	89	145	234	27	59	19	12	386	12.5
Williams	41/19	1149	180	447	.403	59	170	.347	80	94	.851	13	85	98	261	103	30	8	499	12.2
Brewer	24/16	680	94	225	.418	8	41	.195	55	78	.705	32	62	94	78	62	54	4	251	10.5
Rubio	22/22	692	78	219	.356	13	51	.255	57	71	.803	19	106	125	193	59	38	1	226	10.3
LaVine	77/40	1902	286	677	.422	57	167	.341	149	177	.842	27	187	214	276	158	54	10	778	10.1
Neal (TOT)	54/1	1192	188	503	.374	50	164	.305	117	135	.867	14	115	129	100	88	23	1	543	10.1
Neal (MIN)	11/1	262	45	105	.429	11	31	.355	29	33	.879	0	35	35	20	18	7	0	130	11.8
Dieng	73/49	2193	259	512	.506	1	6	.167	191	244	.783	223	386	609	146	188	71	126	710	9.7
Garnett (TOT)	47/47	952	143	306	.467	1	7	.143	36	45	.800	48	263	311	77	109	46	17	323	6.9
Garnett (MIN)	5/5	98	18	31	.581	0	1	.000	2	4	.500	2	24	26	8	13	5	4	38	7.6
Budinger	67/4	1286	169	390	.433	52	143	.364	67	81	.827	33	165	198	64	72	44	10	457	6.8
Payne (TOT)	32/22	740	91	220	.414	1	9	.111	30	46	.652	48	114	162	30	88	19	9	213	6.7
Payne (MIN)	29/22	720	89	213	.418	1	8	.125	29	44	.659	47	111	158	30	84	18	9	208	7.2
Kilpatrick	4/0	72	7	20	.350	4	13	.308	4	4	1.000	1	5	6	4	3	3	0	22	5.5
Hamilton (TOT)	41/14	713	85	178	.478	10	31	.323	39	47	.830	57	77	134	36	70	27	30	219	5.3
Hamilton (MIN)	17/9	423	58	113	.513	4	12	.333	33	40	.825	33	53	86	24	37	19	25	153	9.0
Bennett	57/3	894	125	297	.421	7	23	.304	41	64	.641	52	164	216	48	87	27	16	298	5.2
Oruaku	6/1	68	12	14	.857	0	0	---	3	8	.375	7	14	21	4	6	1	3	27	4.5
Hummel	45/4	742	79	172	.459	16	51	.314	24	29	.828	31	103	134	27	86	16	9	198	4.4
Brown	29/7	549	52	122	.426	6	28	.214	12	19	.632	14	56	70	90	49	28	6	122	4.2
Adrien	17/0	215	19	44	.432	0	0	---	22	38	.579	23	54	77	15	30	4	9	60	3.5
Daniels	19/0	154	19	59	.322	13	39	.333	2	2	1.000	6	13	19	13	14	3	0	53	2.8
Raduljica	5/0	23	3	8	.375	0	0	---	2	2	1.000	2	3	5	0	8	1	0	8	1.6
Robinson	25/0	108	8	24	.333	1	6	.167	12	16	.750	4	10	14	3	5	3	0	29	1.2
Turiaf	2/0	19	0	0	---	0	0	---	0	0	---	0	1	1	2	0	0	0	0	0.0
<b>TIMBERWOLVES</b>	<b>82</b>	<b>19805</b>	<b>2986</b>	<b>6820</b>	<b>.438</b>	<b>406</b>	<b>1223</b>	<b>.332</b>	<b>1638</b>	<b>2110</b>	<b>.776</b>	<b>949</b>	<b>2406</b>	<b>3355</b>	<b>1771</b>	<b>1571</b>	<b>668</b>	<b>327</b>	<b>8016</b>	<b>97.8</b>
<b>OPPONENTS</b>	<b>82</b>	<b>19805</b>	<b>3373</b>	<b>6933</b>	<b>.487</b>	<b>697</b>	<b>1897</b>	<b>.367</b>	<b>1294</b>	<b>1704</b>	<b>.759</b>	<b>953</b>	<b>2619</b>	<b>3572</b>	<b>1933</b>	<b>1751</b>	<b>686</b>	<b>449</b>	<b>8737</b>	<b>106.5</b>





## 2014-15 DAY-BY-DAY

G#	DATE	OPPONENT	WOLVES/OPP	W-L	HIGH POINTS	HIGH REBOUNDS	ATTENDANCE	G#	DATE	OPPONENT	WOLVES/OPP	W-L	HIGH POINTS	HIGH REBOUNDS	ATTENDANCE
1	Oct 29	@Memphis	L101-105	0-1	Young-26	Dieng/Pekovic-8	17,731	42	Jan 23	NEW ORLEANS	L 84- 92	7-35	Young-15	Dieng-15	14,978
2	Oct 30	DETROIT	W 97- 91	1-1	Young-19	Pekovic-10	18,296	43	Jan 25	@Atlanta	L100-112	7-36	Young-26	Dieng/Wiggins/Williams-7	18,049
3	Nov 1	CHICAGO	L105-106	1-2	Martin-33	Dieng-8	19,356	44	Jan 26	@Oklahoma City	L 84- 92	7-36	Wiggins-23	Dieng-18	18,203
4	Nov 5	@Brooklyn	W 98- 91	2-2	Martin-24	Young-12	16,302	45	Jan 28	BOSTON	W110- 98	8-37	Martin-21	Dieng-14	11,434
5	Nov 7	@Orlando	L103-112 (OT)	2-3	Martin-21	Dieng-10	16,379	46	Jan 30	@Philadelphia	L 94-103	8-38	Martin-19	Dieng-10	14,333
6	Nov 8	@Miami	L 92-102	2-4	Pekovic-19	Pekovic-11	19,735	47	Jan 31	CLEVELAND	L 90-106	8-39	Wiggins-33	Pekovic-12	19,562
7	Nov 12	HOUSTON	L101-113	2-5	Brewer-18	Pekovic-13	18,996	48	Feb 2	@Dallas	L 94-100	8-40	Martin-19	Pekovic-10	19,989
8	Nov 14	@New Orleans	L 91-139	2-6	Wiggins-20	Dieng-9	14,775	49	Feb 4	MIAMI	W102-101	9-40	Martin-30	Dieng-9	11,517
9	Nov 15	@Dallas	L117-131	2-7	Martin-34	Dieng-8	19,730	50	Feb 6	MEMPHIS	W 90- 89	10-40	Wiggins-18	Young-8	14,388
10	Nov 19	NEW YORK	W115- 99	3-7	Martin-37	Muhammad-8	15,304	51	Feb 8	@Detroit	W112-101	11-40	Pekovic-29	Martin-9	16,075
11	Nov 21	SAN ANTONIO	L 92-121	3-8	Bennett-20	Dieng-10	12,414	52	Feb 9	ATLANTA	L105-117	11-41	Martin-21	Dieng-12	10,987
12	Nov 22	SACRAMENTO	L101-113	3-9	Wiggins-29	Dieng-10	13,191	53	Feb 11	GOLDEN STATE	L 91- 94	11-42	Martin-21	Pekovic-13	14,303
13	Nov 26	MILWAUKEE	L 86-103	3-10	Brewer-19	Dieng/Wiggins-8	14,710	54	Feb 20	PHOENIX	W111-109	12-42	Martin-28	Dieng-12	14,077
14	Nov 28	@L.A. Lakers	W120-119	4-10	LaVine-28	Brewer/Dieng-7	18,997	55	Feb 23	@Houston	L102-113	12-43	Wiggins-30	Dieng-14	18,240
15	Nov 30	@Portland	L 93-107	4-11	Muhammad-28	Dieng-8	18,843	56	Feb 25	WASHINGTON	W 97- 77	13-43	Martin-28	Pekovic-13	19,856
16	Dec 1	@L.A. Clipper	L101-127	4-12	Muhammad-18	Muhammad-10	19,060	57	Feb 27	@Chicago	L 89- 96	13-44	Martin-18	Pekovic-11	21,635
17	Dec 3	PHILADELPHIA	L 77- 85	4-13	Young-16	Dieng-16	10,463	58	Feb 28	MEMPHIS	L 97-101	13-45	Wiggins-25	Dieng-9	19,356
18	Dec 5	HOUSTON	L112-114 (OT)	4-14	Muhammad-20	Brewer-7	12,101	59	Mar 2	L.A. CLIPPERS	L105-110	13-46	Neal-19	Rubio-12	18,239
19	Dec 6	@San Antonio	L101-123	4-15	LaVine-22	Bennett-10	18,581	60	Mar 4	DENVER	L 85-100	13-47	Wiggins-20	Dieng-10	13,848
20	Dec 8	GOLDEN STATE	L 86-102	4-16	Wiggins-21	Dieng-11	10,296	61	Mar 7	PORTLAND	W121-113	14-47	Martin-29	Pekovic/Rubio-8	19,356
21	Dec 10	PORTLAND	W 90- 82	5-16	Wiggins-23	Adrien-11	10,337	62	Mar 9	@L.A. Clipper	L 76- 89	14-48	Payne-16	Payne-15	19,060
22	Dec 12	OKLAHOMA CITY	L 92-111	5-17	Muhammad/Wiggins-18	Dieng-9	13,557	63	Mar 11	@Phoenix	L 97-106	14-49	Martin-16	Dieng-7	17,367
23	Dec 14	L.A. LAKERS	L 94-100	5-18	Muhammad-28	Dieng/Muhammad-9	15,008	64	Mar 13	@Oklahoma City	L 99-113	14-50	Dieng-21	Dieng-14	18,203
24	Dec 16	@Washington	L 95-109	5-19	Young-29	Dieng-12	15,823	65	Mar 15	@San Antonio	L 97-123	14-51	Martin-19	Hamilton-10	18,581
25	Dec 19	@Boston	L 98-114	5-20	Muhammad-26	Adrien/Bennett-7	17,042	66	Mar 16	BROOKLYN	L106-122	14-52	Martin-23	Hamilton/Wiggins-6	14,234
26	Dec 21	INDIANA	L 96-100	5-21	Williams-24	Wiggins-9	12,687	67	Mar 18	@Toronto	L100-105	14-53	Martin-37	Budinger/Rubio-8	19,800
27	Dec 23	@Cleveland	L104-125	5-22	Wiggins-27	Dieng-11	20,562	68	Mar 19	@New York	W 95- 92 (OT)	15-53	Martin-22	Dieng-11	19,812
28	Dec 26	@Denver	L102-106	5-23	Young-23	Dieng-12	14,516	69	Mar 22	CHARLOTTE	L 98-109	15-54	Dieng-16	Payne-9	15,262
29	Dec 27	@Golden State	L 97-110	5-24	Young-17	Muhammad-9	19,596	70	Mar 23	@Utah	W106-104 (OT)	16-54	LaVine-27	Payne-9	19,911
30	Dec 30	@Utah	L 94-100	5-25	Muhammad-30	Muhammad-7	18,947	71	Mar 25	L.A. LAKERS	L 99-101 (OT)	16-55	Wiggins-27	Brown-9	13,438
31	Jan 1	SACRAMENTO	L107-110	5-26	Wiggins-27	Dieng-10	13,337	72	Mar 27	@Houston	L110-120	16-56	Wiggins-31	Dieng-12	18,322
32	Jan 3	UTAH	L 89-101	5-27	Wiggins/Williams-20	Adrien-8	13,702	73	Mar 29	@New Orleans	L 88-110	16-57	Wiggins-20	Payne-11	17,576
33	Jan 5	DENVER	L101-110	5-28	Dieng-22	Dieng-12	10,386	74	Mar 30	UTAH	L 84-104	16-58	LaVine-21	Budinger/Hummel-7	12,229
34	Jan 7	PHOENIX	L111-113	5-29	Wiggins-25	Bennett-10	10,547	75	Apr 1	TORONTO	L 99-113	16-59	Wiggins-25	LaVine-7	12,699
35	Jan 9	@Milwaukee	L 84- 98	5-30	Wiggins-20	Bennett-8	15,480	76	Apr 3	ORLANDO	L 84- 97	16-60	Wiggins-22	Hamilton-9	18,334
36	Jan 10	SAN ANTONIO	L 93-108	5-31	LaVine-19	Dieng-12	17,871	77	Apr 7	@Sacramento	L111-116	16-61	Martin-37	Wiggins-8	16,770
37	Jan 13	@Indiana	W110-101	6-31	Williams-52	Dieng-10	16,781	78	Apr 8	@Portland	L 91-116	16-62	Wiggins-29	Hamilton-9	19,499
38	Jan 16	@Phoenix	L 99-110	6-32	Williams-26	Young-8	17,441	79	Apr 10	@L.A. Lakers	L 98-106	16-63	Wiggins-29	Wiggins-10	17,880
39	Jan 17	@Denver	W113-105	7-32	Wiggins-31	Hummel-13	14,821	80	Apr 11	@Golden State	L101-110	16-64	LaVine-37	Hamilton-10	19,596
40	Jan 19	@Charlotte	L 80-105	7-33	Young-18	Dieng-10	17,989	81	Apr 13	NEW ORLEANS	L 88-100	16-65	LaVine-24	Hummel-10	13,009
41	Jan 21	DALLAS	L 75- 98	7-34	Wiggins-18	Young-11	13,737	82	Apr 15	OKLAHOMA CITY	L113-138	16-66	Martin-29	Bennett-9	18,250



2014-15 SEASON SUMMARY

WOLVES VS. THE NBA IN 2013-14

	RECORD	HOME	ROAD	OT
OVERALL	16-66	9-32	7-34	2-3
Atlantic	4-6	2-3	2-3	1-0
Central	3-7	1-4	2-3	
Southeast	2-8	2-3	0-5	0-1
EASTERN	9-21	5-10	4-11	1-1
Southwest	1-17	1-8	0-9	0-1
Northwest	4-12	2-6	2-6	1-0
Pacific	2-16	1-8	1-8	0-1
WESTERN	7-45	4-22	3-23	1-2

Head Coach: Flip Saunders

Overall: 17 Years; 654-592 (.525)

W/Club: 11 Years; 427-392 (.521)

TEAM WINNING & LOSING STREAKS

	OVERALL	HOME	ROAD
	Loss-12	Loss-8	Loss-6
LONG:	Win-3	Win-2	Win-2
	Loss-15	Loss-10	Loss-10
LAST:	Win-3/23 at Utah, 106-104	Win-3/7 vs. Portland, 121-113	Win-3/23 at Utah, 106-104
	Loss-4/15 vs. Oklahoma City, 113-138	Loss-4/15 vs. Oklahoma City, 113-138	Loss-4/11 at Golden State, 101-110

	WON	LOST	OFFENSE	VS OPP	HOME ATTENDANCE
OCT.	1	1	100+ 10-24	If Opp W/L to date:	41 Games
NOV.	3	10	100< 6-42	.500+ 6-44	595,652 Total
DEC.	1	14		.500- 10-21	14,528 Average
JAN.	3	14	DEFENSE		19,856 High
FEB.	5	6	100+ 8-57		5 Sellouts
MAR.	3	13	100< 8-9		
APR.	0	8			

WOLVES MARGINS OF VICTORY/DEFEAT

MARGINS	1	2	3	4	5	6	7	8	9	10	11	12	13	14	15	16	17	18	19	20	21	22	23	24	25	26	27	28	29	30	31	32	33	34	35	36	37	38	39	40	41	42	43	44	45	46+		
Won By:	3	2	1			1	1	3	1		1	1				1				1																												
Lost By:	1	3	2	4	3	3	1	4	5	2	3	6	3	6	2	4	1		1	1	1	2	1		3	2				1																		

AT START OF:		OVERALL	HOME	ROAD	FG%	OVERALL	HOME	ROAD
2ND-	AHEAD:	11-17	6-6	5-11	-44%	5-46	3-21	2-25
	BEHIND:	4-48	2-26	2-22	45-49%	6-16	4-9	2-7
	TIED:	1-1	1-0	0-1	50-54%	4-3	2-1	2-2
3RD-	AHEAD:	7-7	5-6	2-1	55-59%	1-1	0-1	1-0
	BEHIND:	7-57	2-26	5-31	+60%	0-0	0-0	0-0
	TIED:	2-2	2-0	0-2				
4TH-	AHEAD:	10-4	7-3	3-1				
	BEHIND:	5-61	2-29	3-32				
	TIED:	1-1	0-0	1-1				



## 2014-15 TEAM NOTES

### STARTING LINEUPS

GAME #S	FORWARD	FORWARD	CENTER	GUARD	GUARD	REC
1-2	Wiggins	Young	Pekovic	Rubio	Brewer	1-1
3-5, 48-50, 52-53	Wiggins	Young	Pekovic	Rubio	Martin	3-5
6-7	Wiggins	Young	Pekovic	LaVine	Martin	0-2
8	Wiggins	Dieng	Pekovic	LaVine	Martin	0-1
9	Wiggins	Bennett	Pekovic	LaVine	Martin	0-1
10	Wiggins	Muhammad	Dieng	Williams	Martin	1-0
11	Wiggins	Muhammad	Dieng	Williams	Brewer	0-1
12	Wiggins	Bennett	Dieng	Williams	Brewer	0-1
13, 18-24	Wiggins	Young	Dieng	LaVine	Brewer	1-7
14-17	Wiggins	Young	Dieng	Williams	Brewer	1-3
25-32, 35	Muhammad	Young	Dieng	LaVine	Wiggins	0-9
33-34	Muhammad	Young	Dieng	Williams	Wiggins	0-2
36-38	Budinger	Young	Dieng	Williams	Wiggins	1-2
39-42	Hummel	Young	Dieng	Williams	Wiggins	1-3
43-44	Young	Dieng	Pekovic	Williams	Wiggins	0-2
45-46	Young	Dieng	Pekovic	LaVine	Wiggins	1-1
47	Wiggins	Young	Pekovic	Brown	Martin	0-1
51	Wiggins	Young	Pekovic	Williams	Martin	1-0
54	Wiggins	Bennett	Pekovic	Rubio	Martin	1-0
55, 57, 62-63	Wiggins	Payne	Pekovic	Rubio	Martin	0-4
56, 58, 60-61	Wiggins	Garnett	Pekovic	Rubio	Martin	2-2
59	Wiggins	Garnett	Dieng	Rubio	Neal	0-1
64, 67	Wiggins	Payne	Dieng	Rubio	Martin	0-2
65	Wiggins	Hamilton	Dieng	LaVine	Martin	0-1
66, 68-69	Wiggins	Payne	Dieng	LaVine	Martin	1-2
70-73	Wiggins	Payne	Dieng	Brown	LaVine	1-3
74-75	Wiggins	Payne	Hamilton	Brown	LaVine	0-2
76-80	Wiggins	Payne	Hamilton	LaVine	Martin	0-5
81	Budinger	Payne	Hamilton	LaVine	Wiggins	0-1
82	Wiggins	Payne	Onuaku	LaVine	Martin	0-1

### BY THE NUMBERS: The Wolves were...

37-22	when scoring 100+ points
17-37	when allowing 100+ points
3-20	when scoring less than 100
23-5	when allowing less than 100
28-10	when shooting 45%+
16-39	when allowing 45%+
12-32	when shooting less than 45%
24-3	when allowing less than 45%
28-3	when outshooting their foe or even
26-20	when outrebounding their foe or tied
12-39	when being outshot
4-22	when being outrebounded
34-29	when committing less than 17 TOs
13-23	when making 7+ three-pointers
6-13	when committing 17+ TOs
27-19	when making less than 7 three-pointers
36-13	when leading or tied after 3 quarters
26-18	in games decided by 10+ points
4-29	when trailing after 3 quarters
14-24	in games decided by <10 points

### GAME LEADERS

	TIMES LED TEAM			DOUBLE FIGURES					DOUBLE-DOUBLES	
	PTS	REB	AST	10+ PTS	20+ PTS	30+ PTS	10+ REB	10+ AST	PT/ REB	PT/ AST
Jeff Adrien	0	3	0	1	0	0	1	0	0	0
Anthony Bennett	1	5	0	7	1	0	2	0	2	0
Corey Brewer	2	2	5	12	0	0	0	0	0	0
Lorenzo Brown	0	1	6	4	0	0	0	0	0	0
Chase Budinger	0	2	0	23	2	0	0	0	0	0
Troy Daniels	0	0	0	2	0	0	0	0	0	0
Gorgui Dieng	3	37	1	36	3	0	26	0	18	0
Kevin Garnett	0	0	0	2	0	0	0	0	0	0
Justin Hamilton	0	5	0	8	0	0	3	0	2	0
Sean Kilpatrick	0	0	0	1	0	0	0	0	0	0
Zach LaVine	7	1	18	32	10	1	0	4	0	4
Kevin Martin	22	1	3	35	19	6	0	0	0	0
Shabazz Muhammad	7	5	0	24	8	1	1	0	1	0
Gary Neal	1	0	0	5	1	0	0	0	0	0
Arinze Onuaku	0	0	0	1	0	0	0	0	0	0
Adreian Payne	1	4	0	10	0	0	3	0	3	0
Nikola Pekovic	2	10	0	23	1	0	12	0	11	0
Miroslav Raduljica	0	0	0	0	0	0	0	0	0	0
Glenn Robinson III	0	0	0	0	0	0	0	0	0	0
Ricky Rubio	0	3	18	13	0	0	1	9	*1	7
Ronny Turiaf	0	0	0	0	0	0	0	0	0	0
Mo Williams	4	1	27	23	8	1	0	9	0	8
Thaddeus Young	8	4	8	38	7	0	2	0	2	0

(\* Triple-Double)



## 2014-15 GAME-BY-GAME STATS

DATE	OPPONENT	FG-FGA	FG%	3P-3PA	3P%	FT-FTA	FT%	OR	DR	TR	AST	PF	STL	TO	BLK	PTS	DATE	OPPONENT	FG-FGA	FG%	3P-3PA	3P%	FT-FTA	FT%	OR	DR	TR	AST	PF	STL	TO	BLK	PTS
O29	@ Memphis	39-86	.453	6-12	.500	17-23	.739	19	28	47	20	21	8	23	4	101	J25	@ Atlanta	37-71	.521	6-16	.375	20-25	.800	11	26	37	24	18	4	17	2	100
O30	DETROIT	37-76	.487	4-10	.400	19-28	.679	10	33	43	18	21	8	12	3	97	J26	@ Oklahoma City	29-85	.341	2-13	.154	24-32	.750	15	35	50	13	17	9	13	5	84
N1	CHICAGO	38-85	.447	4-12	.333	25-31	.806	13	29	42	26	29	9	11	4	105	J28	BOSTON	38-77	.494	6-16	.375	28-32	.875	6	39	45	18	11	6	12	4	110
N5	@ Brooklyn	37-90	.411	7-17	.412	17-22	.773	13	38	51	22	21	9	13	4	98	J30	@ Philadelphia	34-76	.447	5-14	.357	21-25	.840	11	27	38	24	18	8	12	4	94
N7	@ Orlando	40-93	.430	4-18	.222	19-25	.760	9	29	38	24	22	9	13	7	103	J31	CLEVELAND	34-82	.415	6-13	.462	16-21	.762	12	23	35	19	14	6	12	1	90
N8	@ Miami	35-87	.402	4-16	.250	18-23	.783	17	32	49	13	17	9	16	2	92	F2	@ Dallas	34-82	.415	3-13	.231	23-26	.885	16	31	47	18	22	10	17	2	94
N12	HOUSTON	36-81	.444	6-12	.500	23-30	.767	9	32	41	22	17	6	14	6	101	F4	MIAMI	37-72	.514	6-11	.545	22-27	.815	3	29	32	27	24	10	14	3	102
N14	@ New Orleans	29-72	.403	3-14	.214	30-41	.732	11	26	37	13	17	5	24	3	91	F6	MEMPHIS	35-81	.432	5-17	.294	15-17	.882	12	31	43	17	21	8	17	1	90
N15	@ Dallas	43-86	.500	7-17	.412	24-29	.828	12	29	41	24	30	2	20	2	117	F8	@ Detroit	39-76	.513	5-12	.417	29-34	.853	9	31	40	26	20	6	15	1	112
N19	NEW YORK	44-89	.494	11-22	.500	16-22	.727	15	20	35	26	23	15	14	2	115	F9	ATLANTA	42-93	.452	5-16	.313	16-22	.727	23	27	50	24	19	6	16	8	105
N21	SAN ANTONIO	37-90	.411	4-13	.308	14-22	.636	11	23	34	16	17	12	12	3	92	F11	@ GOLDEN STATE	33-86	.384	5-14	.357	20-27	.741	11	39	50	18	14	7	14	2	91
N22	SACRAMENTO	37-90	.411	6-17	.353	21-27	.778	15	22	37	23	24	10	10	7	101	F20	PHOENIX	40-86	.465	4-15	.267	27-38	.711	17	34	51	24	28	7	14	7	111
N26	MILWAUKEE	31-81	.383	3-14	.214	21-34	.618	14	24	38	19	22	11	19	6	86	F23	@ Houston	31-93	.333	5-18	.278	35-39	.897	20	38	58	17	22	9	20	3	102
N28	@ L.A. Lakers	45-79	.570	10-18	.556	20-24	.833	6	25	31	37	20	8	19	1	120	F25	WASHINGTON	35-81	.432	4-13	.308	23-28	.821	10	43	53	17	15	10	18	4	97
N30	@ Portland	39-90	.433	2-9	.222	13-20	.650	11	32	43	24	23	12	15	4	93	F27	@ Chicago	33-77	.429	2-14	.143	21-31	.677	10	35	45	17	18	7	13	2	89
D1	@ L.A. Clippers	35-82	.427	2-12	.167	29-40	.725	6	26	32	26	27	9	11	3	101	F28	MEMPHIS	34-88	.386	7-19	.368	22-27	.815	16	19	35	22	12	12	1	97	
D3	PHILADELPHIA	30-84	.357	3-17	.176	14-17	.824	11	39	50	17	21	8	19	5	77	M2	L.A. CLIPPERS	36-82	.439	4-15	.267	29-35	.829	8	39	47	25	22	6	12	4	105
D5	HOUSTON	45-97	.464	3-10	.300	19-27	.704	14	29	43	23	26	12	14	5	112	M4	DENVER	32-82	.390	3-18	.167	18-25	.720	12	31	43	18	16	7	13	5	85
D6	@ San Antonio	35-83	.422	6-16	.375	25-32	.781	8	25	33	20	22	10	8	2	101	M7	PORTLAND	46-85	.541	4-7	.571	25-31	.806	10	35	45	26	15	7	8	3	121
D8	GOLDEN STATE	32-88	.364	2-11	.182	20-29	.690	18	31	49	22	10	12	19	4	86	M9	@ L.A. Clippers	31-83	.373	2-8	.250	12-21	.571	12	38	50	25	19	12	15	2	76
D10	PORTLAND	32-81	.395	1-12	.083	25-33	.758	20	36	56	22	19	13	18	3	90	M11	@ Phoenix	36-81	.444	1-13	.077	24-26	.923	12	22	34	19	16	5	10	2	97
D12	OKLAHOMA CITY	36-78	.462	1-7	.143	19-29	.655	9	22	31	21	16	11	16	9	92	M13	@ Oklahoma City	34-78	.436	3-12	.250	28-31	.903	13	29	42	20	18	8	20	6	99
D14	L.A. LAKERS	38-90	.422	3-10	.300	15-20	.750	14	32	46	25	21	6	14	3	94	M15	@ San Antonio	38-86	.442	7-15	.467	14-18	.778	11	29	40	25	20	8	16	2	97
D16	@ Washington	36-81	.444	3-8	.375	20-35	.571	11	30	41	17	18	7	10	5	95	M16	BROOKLYN	41-88	.466	9-15	.600	15-17	.882	13	23	36	27	15	6	16	7	106
D19	@ Boston	42-93	.452	6-12	.500	8-16	.500	15	22	37	23	13	8	13	5	98	M18	@ Toronto	42-87	.483	6-17	.353	10-15	.667	12	33	45	21	20	7	18	4	100
D21	INDIANA	36-77	.468	5-11	.455	19-24	.792	9	34	43	23	19	8	16	1	96	M19	@ New York	34-83	.410	2-12	.167	25-30	.833	11	32	43	12	12	10	16	8	95
D23	@ Cleveland	39-88	.443	4-13	.308	22-29	.759	16	24	40	25	23	13	18	9	104	M22	CHARLOTTE	41-74	.554	4-11	.364	12-16	.750	3	29	32	24	17	5	13	1	98
D26	@ Denver	41-103	.398	3-15	.200	17-24	.708	14	30	44	29	24	5	8	9	102	M23	@ Utah	37-78	.474	12-19	.632	20-25	.800	11	26	37	19	23	10	21	4	106
D27	@ Golden State	34-77	.442	8-19	.421	21-36	.583	13	34	47	29	18	10	25	5	97	M25	L.A. LAKERS	33-78	.423	6-22	.273	27-30	.900	9	31	40	14	16	8	19	5	99
D30	@ Utah	38-82	.463	8-17	.471	10-14	.714	8	26	34	26	23	7	11	4	94	M27	@ Houston	37-76	.487	6-14	.429	30-34	.882	6	25	31	26	13	6	14	1	110
J1	SACRAMENTO	42-91	.462	7-24	.292	16-22	.727	15	23	38	22	24	12	14	6	107	M29	@ New Orleans	32-75	.427	2-12	.167	22-24	.917	12	27	39	17	17	5	21	4	88
J3	UTAH	34-86	.395	6-19	.316	15-18	.833	14	23	37	17	15	8	8	5	89	M30	UTAH	28-76	.368	6-16	.375	22-27	.815	10	24	34	21	17	5	13	4	84
J5	DENVER	38-89	.427	10-24	.417	15-18	.833	15	27	42	21	17	7	13	4	101	A1	TORONTO	41-77	.532	5-14	.357	12-19	.632	7	25	32	21	14	7	13	5	99
J7	PHOENIX	44-92	.478	7-17	.412	16-19	.842	16	30	46	30	17	8	22	3	111	A3	ORLANDO	29-64	.453	1-11	.091	25-32	.781	3	27	30	15	17	8	20	6	84
J9	@ Milwaukee	32-79	.405	6-22	.273	14-17	.824	13	27	40	22	14	13	20	3	84	A7	@ Sacramento	45-93	.484	6-19	.316	15-21	.714	9	27	36	29	24	6	10	4	111
J10	SAN ANTONIO	32-81	.395	3-15	.200	26-26	1.000	7	35	42	17	18	7	13	4	93	A8	@ Portland	32-85	.376	3-11	.273	24-29	.828	10	25	35	16	17	12	11	2	91
J13	@ Indiana	41-87	.471	10-20	.500	18-19	.947	7	27	34	22	23	11	17	3	110	A10	@ L.A. Lakers	32-74	.432	3-15	.200	31-34	.912	9	30	39	17	20	7	12	3	98
J16	@ Phoenix	42-91	.462	8-22	.364	7-12	.583	13	23	36	26	14	6	12	3	99	A11	@ Golden State	35-79	.443	11-24	.458	20-26	.769	8	32	40	27	22	9	15	4	101
J17	@ Denver	43-80	.538	8-19	.421	19-21	.905	8	35	43	24	18	6	15	5	113	A13	NEW ORLEANS	31-78	.397	4-14	.286	22-28	.786	8	35	43	19	22	1	11	10	88
J19	@ Charlotte	29-80	.363	6-19	.316	16-20	.800	10	32	42	16	20	7	17	6	80	A15	OKLAHOMA CITY	39-84	.464	6-19	.316	29-35	.829	14	25	39	22	23	12	16	4	113
J21	DALLAS	31-89	.348	2-15	.133	11-15	.733	16	27	43	22	11	6	12	1	75	<b>SEASON TOTALS</b>		<b>2986-6820</b>	<b>.438</b>	<b>406-1223</b>	<b>.332</b>	<b>1638-2110</b>	<b>.776</b>	<b>949</b>	<b>2406</b>	<b>3355</b>	<b>1771</b>	<b>1571</b>	<b>668</b>	<b>1231</b>	<b>327</b>	<b>8016</b>
J23	NEW ORLEANS	35-84	.417	2-9	.222	12-17	.706	9	29	38	27	18	3	15	4	84	<b>SEASON AVERAGES</b>		<b>36.4-83.2</b>		<b>5.0-14.9</b>		<b>20.0-25.7</b>		<b>11.6</b>	<b>29.3</b>	<b>40.9</b>	<b>21.6</b>	<b>19.2</b>	<b>8.1</b>	<b>15.0</b>	<b>4.0</b>	<b>97.8</b>





## 2014-15 SEASON SUPERLATIVES

### WOLVES INDIVIDUAL HIGHS

Points	52	Mo Williams at Indiana (1/13/15)
Field Goals Made	19	Mo Williams at Indiana (1/13/15)
Field Goals Attempted	33	Mo Williams at Indiana (1/13/15)
Field Goal Percentage (Min. 10 FGM)	.786	(11-14) Zach LaVine at L.A. Lakers (11/28/14)
3-Point Field Goals Made	7	Kevin Martin vs. New York (11/19/14)
3-Point Field Goals Attempted	12	Mo Williams at Phoenix (1/16/15)
Free Throws Made	15	Andrew Wiggins at L.A. Lakers (4/10/15)
Free Throws Attempted	16	Andrew Wiggins at L.A. Lakers (4/10/15)
Free Throw Percentage (Min. 10 FTM)	1.000	(11-11) Kevin Martin vs. Chicago (11/1/14)
Total Rebounds	18	Gorgui Dieng at Oklahoma City (1/26/15)
Offensive Rebounds	7	Gorgui Dieng vs. Sacramento (1/1/15); Nikola Pekovic at Houston (2/23/15)
Defensive Rebounds	14	Gorgui Dieng vs. Philadelphia (12/3/14)
Assists	17	Ricky Rubio vs. Chicago (11/1/14)
Steals	6	Corey Brewer vs. New York (11/19/14)
Turnovers	7	(4x) MR: Zach LaVine vs. Toronto (4/1/15)
Blocked Shots	6	Gorgui Dieng at New York (3/19/15) OT
Minutes Played	48:50	Andrew Wiggins vs. L.A. Lakers (3/25/15) OT

### OPPONENT INDIVIDUAL HIGHS

Points	38	James Harden vs. Houston (12/5/14) OT
Field Goals Made	18	Nikola Vucevic vs. Orlando (4/3/15)
Field Goals Attempted	25	(3x) MR: Klay Thompson at Golden State (4/11/15)
Field Goal Percentage (Min. 10 FGM)	.923	(12-13) Hassan Whiteside vs. Miami (2/4/15)
3-Point Field Goals Made	6	Wesley Matthews at Portland (11/30/14); James Harden at Houston (3/27/15)
3-Point Field Goals Attempted	13	Trey Burke at Utah (3/23/15) OT
Free Throws Made	13	(3x) MR: Russell Westbrook vs. Okla. City (4/15/15)
Free Throws Attempted	17	Russell Westbrook vs. Oklahoma City (4/15/15)
Free Throw Percentage (Min. 10 FTM)	1.000	(12-12) DeMar DeRozan at Toronto (3/18/15)
Total Rebounds	25	Kenneth Faried at Denver (12/26/14)
Offensive Rebounds	12	Kenneth Faried at Denver (12/26/14)
Defensive Rebounds	14	Serge Ibaka at Oklahoma City (1/26/15)
Assists	17	John Wall at Washington (12/16/14)
Steals	6	Draymond Green at Golden State (12/27/14); Kemba Walker vs. Charlotte (3/22/15)
Turnovers	8	(3x) MR: Russell Westbrook at Okla. City (3/13/15)
Blocked Shots	6	(5x) MR: Anthony Davis vs. New Orleans (4/13/15)
Minutes Played	43:57	Trevor Ariza vs. Houston (12/5/14) OT

### WOLVES HIGHS

Points, Game	121	vs. Portland (3/7/15)
Points, 1st Half	64	vs. New York (11/19/14)
Points, 2nd Half	73	at Dallas (11/15/14)
Points, 1st Quarter	37	at Denver (1/17/15)
Points, 2nd Quarter	37	(2x) MR: vs. L.A. Clippers (3/2/15)
Points, 3rd Quarter	39	at L.A. Lakers (11/28/14)
Points, 4th Quarter	41	at Indiana (1/13/15)
Points, Overtime	10	(2x) MR: at Utah (3/23/15)
Field Goals Made	46	vs. Portland (3/7/15)
Field Goals Att	103	at Denver (12/26/14)
Field Goal Pct	.570	(45-79) at L.A. Lakers (11/28/14)
3-Pt Field Goals Made	12	at Utah (3/23/15) OT
3-Pt Field Goals Att	24	(3x) MR: at Golden State (4/11/15)
3-Pt Field Goal Pct	.632	(12-19) at Utah (3/23/15) OT
Free Throws Made	35	at Houston (2/23/15)
Free Throws Att	41	at New Orleans (11/14/14)
Free Throw Pct	1.000	(26-26) vs. San Antonio (1/10/15)
Total Rebounds	58	at Houston (2/23/15)
Offensive Rebounds	23	vs. Atlanta (2/9/15)
Defensive Rebounds	43	vs. Washington (2/25/15)
Assists	37	at L.A. Lakers (11/28/14)
Steals	15	vs. New York (11/19/14)
Turnovers	25	at Golden State (12/27/14)
Blocked Shots	10	vs. New Orleans (4/13/15)
Personal Fouls	30	at Dallas (11/15/14)

### WOLVES LOWS

75	vs. Dallas (1/21/15)
33	at Charlotte (1/19/15)
31	at New York (3/19/15)
11	(2x) MR: at New Orleans (3/29/15)
13	at Charlotte (1/19/15)
13	at San Antonio (3/15/15)
11	vs. Cleveland (1/31/15)
7	vs. Houston (12/5/14)
28	vs. Utah (3/30/15)
64	vs. Orlando (4/3/15)
.333	(31-93) at Houston (2/23/15)
1	(4x) MR: vs. Orlando (4/3/15)
7	(2x) MR: vs. Portland (3/7/15)
.077	(1-13) at Phoenix (3/11/15)
7	at Phoenix (1/16/15)
12	at Phoenix (1/16/15)
.500	(8-16) at Boston (12/19/14)
30	vs. Orlando (4/3/15)
3	(3x) MR: vs. Orlando (4/3/15)
19	vs. Memphis (2/28/15)
12	at New York (3/19/15) OT
1	vs. New Orleans (4/13/15)
8	(4x) MR: vs. Portland (3/7/15)
1	(9x) MR: at Houston (3/27/15)
10	vs. Golden State (12/8/14)

### OPPONENT HIGHS

Points, Game	139	at New Orleans (11/14/14)
Points, 1st Half	80	at New Orleans (11/14/14)
Points, 2nd Half	68	(2x) MR: vs. Phoenix (1/7/15)
Points, 1st Quarter	47	vs. Oklahoma City (4/15/15)
Points, 2nd Quarter	37	(3x) MR: at Cleveland (12/23/14)
Points, 3rd Quarter	38	(3x) MR: at L.A. Lakers (11/28/14)
Points, 4th Quarter	42	vs. Phoenix (1/7/15)
Points, Overtime	18	at Orlando (11/7/14)
Field Goals Made	56	at New Orleans (11/14/14)
Field Goals Att	101	at Oklahoma City (3/13/15)
Field Goal Pct	.667	(56-84) at New Orleans (11/14/14)
3-Pt Field Goals Made	20	at Houston (3/27/15)
3-Pt Field Goals Att	44	at Houston (3/27/15)
3-Pt Field Goal Pct	.750	(15-20) at New Orleans (11/14/14)
Free Throws Made	31	vs. Chicago (11/1/14)
Free Throws Att	40	vs. Chicago (11/1/14)
Free Throw Pct	1.000	(14-14) at Oklahoma City (3/13/15)
Total Rebounds	62	at Denver (12/26/14)
Offensive Rebounds	22	(3x) MR: at Chicago (2/27/15)
Defensive Rebounds	41	(2x) MR: at Portland (4/8/15)
Assists	38	at San Antonio (3/15/15)
Steals	17	at Golden State (12/27/14)
Turnovers	24	vs. Memphis (2/28/15)
Blocked Shots	11	(3x) MR: at Utah (3/23/15) OT
Personal Fouls	30	at New Orleans (11/14/14)

### OPPONENT LOWS

77	vs. Washington (2/25/15)
32	vs. Philadelphia (12/3/14)
35	vs. Washington (2/25/15)
16	vs. Portland (12/10/14)
9	vs. Philadelphia (12/3/14)
15	(2x) MR: at Utah (3/23/15)
15	at L.A. Clippers (3/9/15)
7	at New York (3/19/15)
31	vs. Portland (12/10/14)
64	vs. Memphis (2/28/15)
.379	(33-87) vs. Washington (2/25/15)
2	vs. Memphis (2/6/15)
4	vs. New Orleans (1/23/15)
.158	(3-19) at Denver (12/26/14)
7	(3x) MR: vs. Washington (2/25/15)
8	vs. Washington (2/25/15)
.526	(10-19) vs. L.A. Clippers (3/2/15)
29	at Atlanta (1/25/15)
2	vs. Memphis (2/6/15)
21	at Atlanta (1/25/15)
12	vs. Phoenix (1/7/15)
1	at Denver (12/26/14)
8	vs. Charlotte (3/22/15)
1	(2x) MR: vs. Orlando (4/3/15)
13	vs. Dallas (1/21/15)



## 2014-15 TOP INDIVIDUAL PERFORMANCES

### POINTS

52	Mo Williams, 1/13 at Ind.
37	Zach LaVine, 4/11 at G.S.
37	Kevin Martin, 4/7 at Sac.
37	Kevin Martin, 3/18 at Tor.
37	Kevin Martin, 11/19 vs. N.Y.
34	Kevin Martin, 11/15 at Dal.
33	Andrew Wiggins, 1/31 vs. Cle.
33	Kevin Martin, 11/1 vs. Chi.
31	Andrew Wiggins, 3/27 at Hou.
31	Andrew Wiggins, 1/17 at Den.
30	Andrew Wiggins, 2/23 at Hou.
30	Kevin Martin, 2/4 vs. Mia.
30	Shabazz Muhammad, 12/30 at Utah

### FIELD GOALS

19	Mo Williams, 1/13 at Ind.
14	Kevin Martin, 3/18 at Tor.
14	Andrew Wiggins, 1/31 vs. Cle.
14	Kevin Martin, 11/19 vs. N.Y.

### FREE THROWS

15	Andrew Wiggins, 4/10 at LAL
12	Andrew Wiggins, 3/27 at Hou.
12	Andrew Wiggins, 3/19 at N.Y.
11	MR: Andrew Wiggins, 4/15 vs. OkC

### 3-PT. FIELD GOALS

7	Kevin Martin, 11/19 vs. N.Y.
6	Zach LaVine, 4/11 at G.S.
6	Mo Williams, 1/13 at Ind.
6	Mo Williams, 11/28 at LAL

### TOTAL REBOUNDS

18	Gorgui Dieng, 1/26 at OkC
16	Gorgui Dieng, 12/3 vs. Phi.
15	Adreian Payne, 3/9 at LAC
15	Gorgui Dieng, 1/23 vs. N.O.
14	Gorgui Dieng, 3/13 at OkC
14	Gorgui Dieng, 2/23 at Hou.
14	Gorgui Dieng, 1/28 vs. Bos.
13	Nikola Pekovic, 2/25 vs. Was.
13	Nikola Pekovic, 2/23 at Hou.
13	Nikola Pekovic, 2/11 vs. G.S.
13	Robbie Hummel, 1/17 at Den.
13	Nikola Pekovic, 11/12 vs. Hou.

### OFFENSIVE REBOUNDS

7	Nikola Pekovic, 2/23 at Hou.
7	Gorgui Dieng, 1/1 vs. Sac.
6	MR: Justin Hamilton, 4/8 at Por.

### DEFENSIVE REBOUNDS

14	Gorgui Dieng, 12/3 vs. Phi.
12	Gorgui Dieng, 1/28 vs. Bos.
12	Gorgui Dieng, 1/26 at OkC
12	Gorgui Dieng, 1/23 vs. N.O.

### BLOCKED SHOTS

6	Gorgui Dieng, 3/19 at N.Y.
5	Justin Hamilton, 4/13 vs. N.O.
5	Gorgui Dieng, 2/9 vs. Atl.
5	Gorgui Dieng, 12/26 at Den.

### ASSISTS

17	Ricky Rubio, 11/1 vs. Chi.
15	Ricky Rubio, 3/7 vs. Por.
14	Ricky Rubio, 2/20 vs. Pho.
14	Zach LaVine, 12/27 at G.S.
13	Zach LaVine, 4/15 vs. OkC
13	Mo Williams, 12/26 at Den.
13	Mo Williams, 11/19 vs. N.Y.
12	Ricky Rubio, 3/9 at LAC
12	Mo Williams, 11/22 vs. Sac.
12	Ricky Rubio, 11/5 at Bkn.

### STEALS

6	Corey Brewer, 11/19 vs. N.Y.
5	Chase Budinger, 4/8 at Por.
5	Thaddeus Young, 2/4 vs. Mia.
5	Thaddeus Young, 1/9 at Mil.
5	Corey Brewer, 12/10 vs. Por.
5	Corey Brewer, 12/8 vs. G.S.
5	Gorgui Dieng, 11/19 vs. N.Y.

### TURNOVERS

7	Zach LaVine, 4/1 vs. Tor.
7	Zach LaVine, 3/23 at Utah
7	Corey Brewer, 11/26 vs. Mil.
7	Ricky Rubio, 10/29 at Mem.

### MINUTES PLAYED

49	Andrew Wiggins, 3/25 vs. LAL
49	Andrew Wiggins, 3/23 at Utah
48	Gorgui Dieng, 3/19 at N.Y.
48	Lorenzo Brown, 1/31 vs. Cle.
48	Zach LaVine, 3/25 vs. LAL



## 2014-15 INDIVIDUAL HIGHS

PLAYER	MINUTES	FIELD GOALS	FREE THROWS	OFFENSIVE	--- REBOUNDS ---		TOTAL	ASSISTS	STEALS	TURNOVERS	BLOCKED SHOTS	POINTS
					DEFENSIVE							
JEFF ADRIEN	26 DEC. 10 vs Port.	3 (2) JAN. 1 vs Sac.	4 JAN. 1 vs Sac.	4 (2) JAN. 3 vs Utah	7 DEC. 10 vs Port.		11 DEC. 10 vs Port.	2 (4) DEC. 26 at Den.	1 (4) DEC. 26 at Den.	3 DEC. 27 at G.S.	2 (3) DEC. 10 vs Port.	10 JAN. 1 vs Sac.
ANTHONY BENNETT	32C NOV. 21 vs S.A.	9C NOV. 21 vs S.A.	4 FEB. 11 vs G.S.	6C NOV. 22 vs Sac.	10C DEC. 6 at S.A.		10 (2) JAN. 7 vs Phoe.	4C(2) JAN. 9 at Milw.	3C NOV. 21 vs S.A.	3 (4) APR. 15 vs OKC.	2C(3) NOV. 26 vs Milw.	20C NOV. 21 vs S.A.
COREY BREWER <i>Min.</i>	40 DEC. 5 vs Hou.	7 (2) NOV. 26 vs Milw.	10 DEC. 10 vs Port.	4 NOV. 30 at Port.	6 (2) DEC. 14 vs LA-L		8 DEC. 10 vs Port.	9C DEC. 14 vs LA-L	6T NOV. 19 vs N.Y.	7C NOV. 26 vs Milw.	3T DEC. 5 vs Hou.	19 (2) DEC. 10 vs Port.
LORENZO BROWN	48C JAN. 31 vs Clev.	6C APR. 15 vs OKC.	3C JAN. 28 vs Bos.	3C MAR. 16 vs Brk.	8C MAR. 25 vs LA-L		9C MAR. 25 vs LA-L	9C JAN. 31 vs Clev.	3T(4) APR. 10 at LA-L	4 MAR. 29 at N.O.	2T MAR. 30 vs Utah	13C APR. 15 vs OKC.
CHASE BUDINGER	43 MAR. 19 at N.Y.	9 (2) MAR. 25 vs LA-L	9T APR. 13 vs N.O.	3 (3) MAR. 29 at N.O.	7 (2) APR. 13 vs N.O.		8 (2) APR. 13 vs N.O.	5 MAR. 23 at Utah	5C APR. 8 at Port.	4 (2) JAN. 9 at Milw.	2T APR. 3 vs Orl.	23 MAR. 27 at Hou.
TROY DANIELS <i>Min.</i>	18 JAN. 3 vs Utah	5 DEC. 27 at G.S.	2 JAN. 1 vs Sac.	2C JAN. 3 vs Utah	2 (5) JAN. 21 vs Dall.		4C JAN. 3 vs Utah	3 JAN. 16 at Phoe.	1T(3) JAN. 26 at OKC.	3C JAN. 9 at Milw.	0	14 DEC. 27 at G.S.
GORGUI DIENG	48C MAR. 19 at N.Y.	9T MAR. 19 at N.Y.	8 DEC. 23 at Clev.	7 JAN. 1 vs Sac.	14C DEC. 3 vs Phil.		18 JAN. 26 at OKC.	8C NOV. 28 at LA-L	5C NOV. 19 vs N.Y.	6C(2) MAR. 25 vs LA-L	6C MAR. 19 at N.Y.	22T JAN. 5 vs Den.
KEVIN GARNETT <i>Brk.-Min.</i>	35 NOV. 1 at Det.	7 NOV. 1 at Det.	4 NOV. 1 at Det.	6 DEC. 2 at N.Y.	13 NOV. 1 at Det.		14 NOV. 1 at Det.	7 NOV. 9 vs Orl.	4 (2) DEC. 29 vs Sac.	4 OCT. 29 at Bos.	3 FEB. 6 vs N.Y.	18 NOV. 1 at Det.
JUSTIN HAMILTON <i>Mia.-N.O.-Min.</i>	38C APR. 3 vs Orl.	7C MAR. 11 at Phoe.	5C(3) APR. 11 at G.S.	6C APR. 8 at Port.	7C APR. 3 vs Orl.		10C(3) APR. 11 at G.S.	6C MAR. 15 at S.A.	3C(2) APR. 7 at Sac.	3C APR. 15 vs OKC.	5C APR. 13 vs N.O.	17C MAR. 13 at OKC.
ROBBIE HUMMEL	43C JAN. 17 at Den.	6C(2) JAN. 17 at Den.	2 (9) MAR. 30 vs Utah	4C DEC. 8 vs G.S.	11C JAN. 17 at Den.		13C JAN. 17 at Den.	3T DEC. 27 at G.S.	2T(3) JAN. 23 vs N.O.	2T(4) APR. 3 vs Orl.	2C NOV. 22 vs Sac.	15C JAN. 17 at Den.
SEAN KILPATRICK	24C MAR. 25 vs LA-L	4C MAR. 23 at Utah	2C(2) MAR. 25 vs LA-L	1C MAR. 23 at Utah	2C MAR. 23 at Utah		3C MAR. 23 at Utah	2C(2) MAR. 25 vs LA-L	1C(3) MAR. 27 at Hou.	1C(2) MAR. 23 at Utah	0C	13C MAR. 23 at Utah
ZACH LAVINE	48C MAR. 25 vs LA-L	13C APR. 11 at G.S.	8C MAR. 23 at Utah	2C(2) MAR. 30 vs Utah	8C APR. 11 at G.S.		9C APR. 11 at G.S.	14C DEC. 27 at G.S.	4C(2) JAN. 1 vs Sac.	7C(2) APR. 1 vs Tor.	2C DEC. 12 vs OKC.	37C APR. 11 at G.S.
KEVIN MARTIN	44 (3) APR. 7 at Sac.	14T(2) MAR. 18 at Tor.	11 NOV. 1 vs Chi.	3 FEB. 9 vs Atl.	8 FEB. 8 at Det.		9 FEB. 8 at Det.	9C MAR. 22 vs Cha.	3 (2) APR. 3 vs Orl.	6 FEB. 23 at Hou.	1 MAR. 18 at Tor.	37 (3) APR. 7 at Sac.
SHABAZZ MUHAMMAD	38C(2) DEC. 30 at Utah	12C(2) DEC. 14 vs LA-L	6C(3) DEC. 12 vs OKC.	5T DEC. 23 at Clev.	9C DEC. 1 at LA-C		10C DEC. 1 at LA-C	5C(2) JAN. 7 vs Phoe.	3C(2) DEC. 16 at Wash.	3 (3) FEB. 9 vs Atl.	1T(7) DEC. 30 at Utah	30C DEC. 30 at Utah

"C" indicates a new career-high, "T" a tied career-high.  
Numbers in parentheses indicate the number of games in which a player or team has reached a given total (if more than one).



## 2014-15 INDIVIDUAL HIGHS (CONTINUED)

PLAYER	MINUTES	FIELD GOALS	FREE THROWS	OFFENSIVE	--- REBOUNDS ---		TOTAL	ASSISTS	STEALS	TURNOVERS	BLOCKED SHOTS	POINTS
						DEFENSIVE						
GARY NEAL <i>Cha.-Min.</i>	41C MAR. 2 vs LA-C	9 NOV. 4 at N.O.	10C MAR. 7 vs Port.	2T(2) DEC. 29 vs Milw.	9C MAR. 2 vs LA-C		9C MAR. 2 vs LA-C	6 (2) DEC. 19 at Phil.	2 (3) FEB. 27 at Chi.	5 MAR. 22 vs Cha.	1T DEC. 31 at Hou.	27 MAR. 7 vs Port.
ARINZE ONUAKU	26C APR. 15 vs OKC.	5C APR. 15 vs OKC.	2C APR. 15 vs OKC.	5C APR. 15 vs OKC.	7C APR. 13 vs N.O.		8C APR. 13 vs N.O.	2 APR. 15 vs OKC.	1C APR. 15 vs OKC.	1T(2) APR. 13 vs N.O.	2C APR. 13 vs N.O.	12C APR. 15 vs OKC.
ADREIAN PAYNE <i>Atl.-Min.</i>	37C MAR. 9 at LA-C	7C(2) MAR. 29 at N.O.	4C(3) APR. 10 at LA-L	5C(2) MAR. 9 at LA-C	10C MAR. 9 at LA-C		15C MAR. 9 at LA-C	4C MAR. 27 at Hou.	2C(4) MAR. 29 at N.O.	5C FEB. 25 vs Wash.	2C FEB. 20 vs Phoe.	16C MAR. 9 at LA-C
NIKOLA PEKOVIC	36 (2) FEB. 20 vs Phoe.	9 FEB. 8 at Det.	11 FEB. 8 at Det.	7 FEB. 23 at Hou.	9 (3) FEB. 11 vs G.S.		13 (4) FEB. 25 vs Wash.	4T FEB. 11 vs G.S.	2 (4) MAR. 4 vs Den.	4 FEB. 23 at Hou.	2 (3) FEB. 20 vs Phoe.	29 FEB. 8 at Det.
MIROSLAV RADULJICA	9 JAN. 9 at Milw.	2 JAN. 9 at Milw.	2 JAN. 10 vs S.A.	1 (2) JAN. 19 at Cha.	1 (3) JAN. 19 at Cha.		2 (2) JAN. 19 at Cha.	0	1 JAN. 19 at Cha.	1 (2) JAN. 16 at Phoe.	0	4 (2) JAN. 10 vs S.A.
GLENN ROBINSON III <i>Min.</i>	12 DEC. 6 at S.A.	2 NOV. 21 vs S.A.	4C DEC. 6 at S.A.	2 DEC. 8 vs G.S.	2 (3) JAN. 19 at Cha.		4 DEC. 8 vs G.S.	2 JAN. 19 at Cha.	1T(3) JAN. 10 vs S.A.	1 (3) DEC. 23 at Clev.	0	7 DEC. 6 at S.A.
RICKY RUBIO	42 FEB. 28 vs Mem.	7 FEB. 11 vs G.S.	10 FEB. 23 at Hou.	3 OCT. 29 at Mem.	11 MAR. 2 vs LA-C		12 MAR. 2 vs LA-C	17T NOV. 1 vs Chi.	4 (3) FEB. 28 vs Mem.	7 OCT. 29 at Mem.	1 FEB. 27 at Chi.	18 (2) MAR. 2 vs LA-C
RONNY TURIAF	10 (2) NOV. 14 at N.O.	0	0	0	1 NOV. 12 vs Hou.		1 NOV. 12 vs Hou.	1 (2) NOV. 14 at N.O.	0	0	0	0
ANDREW WIGGINS	49C(2) MAR. 25 vs LA-L	14C JAN. 31 vs Clev.	15C APR. 10 at LA-L	5C(3) FEB. 9 vs Atl.	8C JAN. 17 at Den.		10C(2) APR. 10 at LA-L	9C APR. 11 at G.S.	4C(3) JAN. 31 vs Clev.	6C(3) APR. 11 at G.S.	3C JAN. 17 at Den.	33C JAN. 31 vs Clev.
MO WILLIAMS <i>Min.</i>	44 JAN. 13 at Ind.	19C JAN. 13 at Ind.	8 JAN. 13 at Ind.	2 (2) JAN. 5 vs Den.	6 JAN. 25 at Atl.		7 JAN. 25 at Atl.	13 (2) DEC. 26 at Den.	3 JAN. 16 at Phoe.	5 (3) JAN. 16 at Phoe.	3 NOV. 7 at Orl.	52C JAN. 13 at Ind.
THADDEUS YOUNG <i>Min.</i>	43 (2) JAN. 25 at Atl.	12 DEC. 16 at Wash.	6 (3) JAN. 28 vs Bos.	5 JAN. 21 vs Dall.	8 (2) JAN. 28 vs Bos.		12 NOV. 5 at Brk.	7 JAN. 25 at Atl.	5 (2) FEB. 4 vs Miami	5 JAN. 30 at Phil.	2 (4) JAN. 1 vs Sac.	29 DEC. 16 at Wash.
TIMBERWOLVES HIGH GAMES	265 (5) MAR. 25 vs LA-L	46 MAR. 7 vs Port.	35 FEB. 23 at Hou.	23 FEB. 9 vs Atl.	43 FEB. 25 vs Wash.		58 FEB. 23 at Hou.	37 NOV. 28 at LA-L	15 NOV. 19 vs N.Y.	25 DEC. 27 at G.S.	10 APR. 13 vs N.O.	121 MAR. 7 vs Port.
TIMBERWOLVES LOW GAMES	240 (77) APR. 15 vs OKC.	28 MAR. 30 vs Utah	7 JAN. 16 at Phoe.	3 (3) APR. 3 vs Orl.	19 FEB. 28 vs Mem.		30 APR. 3 vs Orl.	12 MAR. 19 at N.Y.	1 APR. 13 vs N.O.	8 (4) MAR. 7 vs Port.	1 (9) MAR. 27 at Hou.	75 JAN. 21 vs Dall.
OPPONENTS HIGH GAMES	265 (5) MAR. 25 vs LA-L	56 NOV. 14 at N.O.	31 NOV. 1 vs Chi.	22 (3) FEB. 27 at Chi.	41 (2) APR. 8 at Port.		62 DEC. 26 at Den.	38 MAR. 15 at S.A.	17 DEC. 27 at G.S.	24 FEB. 28 vs Mem.	11 (3) MAR. 23 at Utah	139 NOV. 14 at N.O.
OPPONENTS LOW GAMES	240 (77) APR. 15 vs OKC.	31 DEC. 10 vs Port.	7 (3) FEB. 25 vs Wash.	2 FEB. 6 vs Mem.	21 JAN. 25 at Atl.		29 JAN. 25 at Atl.	12 JAN. 7 vs Phoe.	1 DEC. 26 at Den.	8 MAR. 22 vs Cha.	1 (2) APR. 3 vs Orl.	77 FEB. 25 vs Wash.

"C" indicates a new career-high. "T" a tied career-high.  
Numbers in parentheses indicate the number of games in which a player or team has reached a given total (if more than one).





**HISTORY**



2013-14: 40-42



**BACK ROW (L-R):** Player Development Coach Bobby Jackson, Assistant Coach T.R. Dunn, Kevin Love, Ronny Turiaf, Nikola Pekovic, Gorgui Dieng, Assistant Coach Jack Sikma, Assistant Coach Terry Porter

**MIDDLE ROW (L-R):** Video Coordinator Adam Johansen, Director of Athletic Therapy Mark Kyger, Physical Therapist Andre Deloya, Assistant Athletic Trainer/Assistant of Sports Performance Dave Crewe, Robbie Hummel, Luc Richard Mbah a Moute, Corey Brewer, Chase Budinger, Dante Cunningham, Assistant Coach David Adelman, Director of Sports Performance Koichi Sato, Head Athletic Trainer Gregg Farnam, Orthopedic Surgeon Dr. David Fischer, Vice President of Medical Services Sheldon Burns

**FRONT ROW (L-R):** Othys Jeffers, Kevin Martin, Ricky Rubio, Head Coach Rick Adelman, Alexey Shved, Shabazz Muhammad, J.J. Barea

PLAYER	G/GS	MIN	FIELD GOALS			3-POINT FG			FREE THROWS			REBOUNDS			AST	PF	STL	BLK	PTS	AVG
			FG	FGA	PCT	FG	FGA	PCT	FT	FTA	PCT	OFF	DEF	TOT						
Love	77/77	2797	650	1421	.457	190	505	.376	520	633	.821	224	739	963	341	136	59	35	2010	26.1
Martin	68/68	2177	440	1023	.430	115	297	.387	303	340	.891	34	169	203	121	123	66	6	1298	19.1
Pekovic	54/54	1663	379	701	.541	0	0	---	186	249	.747	206	262	468	50	129	30	23	944	17.5
Brewer	81/81	2609	388	807	.481	59	211	.280	163	227	.718	63	144	207	135	210	151	30	998	12.3
Rubio	82/82	2638	255	670	.381	44	133	.331	227	283	.802	61	281	342	704	218	191	11	781	9.5
Barea	79/1	1471	254	656	.387	73	231	.316	79	100	.790	16	138	154	303	129	26	0	660	8.4
Budinger	41/8	751	100	254	.394	42	120	.350	32	39	.821	19	84	103	31	58	19	2	274	6.7
Cunningham	81/7	1635	236	509	.464	0	5	.000	38	67	.567	112	218	330	83	146	62	58	510	6.3
Williams	11/0	162	19	54	.352	2	15	.133	14	16	.875	3	23	26	1	9	4	4	54	4.9
Turiaf	31/10	606	64	107	.598	0	0	---	21	50	.420	55	119	174	24	65	8	50	149	4.8
Dieng	60/15	818	113	227	.498	1	1	1.000	59	93	.634	103	197	300	39	108	30	50	286	4.8
Shved	63/0	664	76	237	.321	30	102	.294	68	90	.756	21	60	81	68	36	26	16	250	4.0
Muhammad	37/0	290	57	124	.460	3	11	.273	26	40	.650	24	29	53	6	24	8	1	143	3.9
Mbah a Mouté (TOT)	64/7	1003	87	193	.451	4	17	.235	46	67	.687	56	90	146	36	68	30	14	224	3.5
Mbah a Mouté (MIN)	55/2	807	72	161	.447	3	14	.214	37	54	.685	47	72	119	21	50	21	9	184	3.3
Hummel	53/5	655	67	177	.379	32	89	.360	15	16	.938	35	97	132	23	57	16	2	181	3.4
Price	28/0	99	19	46	.413	6	22	.273	0	2	.000	1	9	10	13	5	1	0	44	1.6
Jeffers (TOT)	6/1	47	3	6	.500	0	2	.000	3	4	.750	1	8	9	1	3	0	0	9	1.5
Jeffers (MIN)	2/0	13	0	1	.000	0	1	.000	2	2	1.000	0	3	3	0	1	0	0	2	1.0
TIMBERWOLVES	82	19855	3189	7175	.444	600	1757	.341	1790	2301	.778	1024	2644	3668	1963	1504	718	297	8768	106.9
OPPONENTS	82	19855	3321	7048	.471	663	1820	.364	1244	1645	.756	908	2717	3625	1875	1936	644	457	8549	104.3



## 2013-14 DAY-BY-DAY

G#	DATE	OPPONENT	WOLVES/OPP	RECORD	HIGH POINTS	HIGH REBOUNDS	ATTENDANCE
1	Oct 30	ORLANDO	W120-115 (OT)	1-0	Love-31	Love-17	17,988
2	Nov 1	OKLAHOMA CITY	W100- 81	2-0	Love-24	Love-12	17,433
3	Nov 3	@ New York	W109-100	3-0	Love-34	Love-15	19,812
4	Nov 4	@ Cleveland	L 92- 93	3-1	Martin-23	Love-13	17,892
5	Nov 6	GOLDEN STATE	L 93-106	3-2	Love-25	Love-16	15,559
6	Nov 8	DALLAS	W116-108	4-2	Love/Martin-32	Love-15	13,677
7	Nov 10	@ L.A. Lakers	W113- 90	5-2	Martin-27	Love-13	18,997
8	Nov 11	@ L.A. Clippers	L107-109	5-3	Martin-30	Love-19	19,060
9	Nov 13	CLEVELAND	W124- 95	6-3	Love-33	Love-8	14,978
10	Nov 15	@ Denver	L113-117	6-4	Love-28	Love-10	17,142
11	Nov 16	BOSTON	W106- 88	7-4	Love-23	Love/Pekovic-12	15,111
12	Nov 19	@ Washington	L100-104	7-5	Love-25	Love-11	14,804
13	Nov 20	L.A. CLIPPERS	L 98-102	7-6	Martin-28	Love-12	13,101
14	Nov 22	BROOKLYN	W111- 81	8-6	Love/Martin-17	Love-16	15,551
15	Nov 23	@ Houston	L101-112	8-7	Love-27	Love-15	18,196
16	Nov 25	@ Indiana	L 84- 98	8-8	Love/Pekovic-20	Love-17	16,426
17	Nov 27	DENVER	L110-117	8-9	Martin-29	Love-15	14,244
18	Nov 30	@ Dallas	W112-106	9-9	Martin-27	Love-11	20,173
19	Dec 1	@ Oklahoma City	L103-113	9-10	Martin-24	Love-12	18,203
20	Dec 7	MIAMI	L 82-103	9-11	Martin-19	Pekovic-12	19,888
21	Dec 10	@ Detroit	W121- 94	10-11	Love-26	Love-16	11,251
22	Dec 11	PHILADELPHIA	W106- 99	11-11	Love-26	Love-15	13,450
23	Dec 13	@ San Antonio	L110-117	11-12	Love-42	Love-14	18,581
24	Dec 15	@ Memphis	W101- 93	12-12	Love-30	Brewer-12	15,417
25	Dec 16	@ Boston	L 97-101	12-13	Love-27	Love-14	17,071
26	Dec 18	PORTLAND	W120-109	13-13	Pekovic-30	Love-15	13,776
27	Dec 20	@ L.A. Lakers	L 91-104	13-14	Love-25	Love/Pekovic-13	18,997
28	Dec 22	@ L.A. Clippers	L116-120 (OT)	13-15	Love-45	Love-19	19,304
29	Dec 27	WASHINGTON	W120- 98	14-15	Love-25	Love-11	16,473
30	Dec 28	@ Milwaukee	W117- 95	15-15	Love-33	Love-15	14,971
31	Dec 30	DALLAS	L 98-100	15-16	Love-36	Love-11	16,111
32	Jan 1	NEW ORLEANS	W124-112	16-16	Pekovic-22	Rubio-8	14,002
33	Jan 4	OKLAHOMA CITY	L111-115	16-17	Pekovic-31	Love-14	18,065
34	Jan 6	@ Philadelphia	W126- 95	17-17	Love-26	Pekovic-14	10,736
35	Jan 8	PHOENIX	L103-104	17-18	Martin-20	Love/Pekovic-12	12,202
36	Jan 10	CHARLOTTE	W119- 92	18-18	Pekovic-26	Love-14	13,767
37	Jan 12	@ San Antonio	L 86-104	18-19	Pekovic-22	Love-7	18,098
38	Jan 15	SACRAMENTO	L108-111	18-20	Love-27	Love-11	12,399
39	Jan 17	@ Toronto	L 89- 94	18-21	Martin-18	Love-12	19,800
40	Jan 18	UTAH	W 98- 72	19-21	Pekovic-27	Pekovic-14	17,111
41	Jan 21	@ Utah	W112- 97	20-21	Brewer/Love-19	Love-13	16,387

G#	DATE	OPPONENT	WOLVES/OPP	RECORD	HIGH POINTS	HIGH REBOUNDS	ATTENDANCE
42	Jan 24	@ Golden State	W121-120	21-21	Love/Martin-26	Love/Pekovic-14	19,596
43	Jan 25	@ Portland	L104-115	21-22	Martin-30	Love-13	20,006
44	Jan 27	@ Chicago	W 95- 86	22-22	Love-31	Love-8	21,637
45	Jan 29	NEW ORLEANS	W 88- 77	23-22	Love-30	Love-14	11,702
46	Jan 31	MEMPHIS	L 90- 94	23-23	Love-28	Love-16	17,429
47	Feb 1	@ Atlanta	L113-120	23-24	Love-43	Love-19	13,018
48	Feb 4	L.A. LAKERS	W109- 99	24-24	Martin-32	Love-17	12,559
49	Feb 5	@ Oklahoma City	L 97-106	24-25	Rubio-19	Cunningham/Rubio-8	18,203
50	Feb 7	@ New Orleans	L 91- 98	24-26	Love-26	Love-19	16,541
51	Feb 8	PORTLAND	L110-117	24-27	Brewer-26	Turiaf-13	17,506
52	Feb 10	HOUSTON	L 89-107	24-28	Love-31	Love/Turiaf-10	12,002
53	Feb 12	DENVER	W117- 90	25-28	Love-32	Love/Turiaf-11	12,139
54	Feb 19	INDIANA	W104- 91	26-28	Love-42	Love-16	15,109
55	Feb 22	@ Utah	W121-104	27-28	Love-37	Love-12	19,323
56	Feb 23	@ Portland	L 97-108	27-29	Love-31	Love-10	19,458
57	Feb 25	@ Phoenix	W110-101	28-29	Love-33	Love-13	16,273
58	Mar 1	@ Sacramento	W108- 97	29-29	Martin-26	Love-10	17,085
59	Mar 3	@ Denver	W132-128	30-29	Love-33	Love-19	15,240
60	Mar 5	NEW YORK	L106-118	30-30	Love-19	Love-8	14,294
61	Mar 7	DETROIT	W114-101	31-30	Love-28	Love-14	16,242
62	Mar 9	TORONTO	L104-111	31-31	Love-26	Love/Pekovic-11	13,116
63	Mar 11	MILWAUKEE	W112-101	32-31	Love-27	Love-10	12,473
64	Mar 14	@ Charlotte	L 93-105	32-32	Martin-19	Love-6	16,983
65	Mar 16	SACRAMENTO	W104-102	33-32	Martin-31	Dieng-11	13,171
66	Mar 19	@ Dallas	W123-122 (OT)	34-32	Love-35	Dieng-11	20,100
67	Mar 20	@ Houston	L106-129	34-33	Love-29	Dieng-21	18,315
68	Mar 23	PHOENIX	L120-127	34-34	Love-36	Love-14	17,866
69	Mar 24	@ Memphis	L 92-109	34-35	Love-16	Dieng-17	17,784
70	Mar 26	ATLANTA	W107- 83	35-35	Brewer/Martin-18	Dieng-15	11,632
71	Mar 28	L.A. LAKERS	W143-107	36-35	Pekovic-26	Love-10	16,442
72	Mar 30	@ Brooklyn	L 99-114	36-36	Brewer/Martin-21	Dieng-11	17,732
73	Mar 31	L.A. CLIPPERS	L104-114	36-37	Love-20	Love-13	12,172
74	Apr 2	MEMPHIS	W102- 88	37-37	Love-24	Love-16	12,009
75	Apr 4	@ Miami	W122-121 (2OT)	38-37	Love-28	Love-11	19,661
76	Apr 5	@ Orlando	L 92-100	38-38	Rubio-18	Dieng-8	16,992
77	Apr 8	SAN ANTONIO	W110- 91	39-38	Rubio-23	Dieng-15	10,117
78	Apr 9	CHICAGO	L 87-102	39-39	Love-17	Love-10	13,447
79	Apr 11	HOUSTON	W112-110	40-39	Brewer-51	Dieng-20	16,689
80	Apr 13	@ Sacramento	L103-106	40-40	Love-43	Dieng-14	16,965
81	Apr 14	@ Golden State	L120-130	40-41	Love-40	Love-14	19,596
82	Apr 16	UTAH	L130-136 (2OT)	40-42	Martin-36	Love-10	14,155





## 2012-13: 31-51



**BACK ROW (L-R):** Head Athletic Trainer Gregg Farnam, Strength and Conditioning Coach Keke Lyles, Physical Therapist Andre DeLoya, Nikola Pekovic, Kevin Love, Greg Stiemsma, Derrick Williams, Assistant Coach Jack Sikma, Assistant Coach Terry Porter, Assistant Coach T.R. Dunn

**MIDDLE ROW (L-R):** Assistant Video Coordinator Sam Newman-Beck, Video Coordinator Adam Johansen, Assistant Athletic Trainer/Assistant Strength and Conditioning Coach Dave Crewe, Player Development Coach Shawn Respert, Alexey Shved, Ricky Rubio, J.J. Barea, Luke Ridnour, Player Development Coach David Adelman, Assistant Coach Bill Bayno, Physical Therapist/Assistant Athletic Trainer Andrew Tai, Vice President of Medical Services Sheldon Burns

**FRONT ROW (L-R):** President of Basketball Operations David Kahn, Head Coach Rick Adelman, Brandon Roy, Dante Cunningham, Chris Johnson, Owner Glen Taylor, Andrei Kirilenko, Chase Budinger, Mickael Gelabale, Chief Operating Office Rob Moor, Team President Chris Wright

PLAYER	G/GS	MIN	FIELD GOALS			3-POINT FG			FREE THROWS			REBOUNDS			AST	PF	STL	BLK	PTS	AVG
			FG	FGA	PCT	FG	FGA	PCT	FT	FTA	PCT	OFF	DEF	TOT						
Love	18/18	618	105	298	.3352	20	92	.217	100	142	.704	64	188	252	42	34	13	9	330	18.3
Pekovic	62/62	1959	385	741	.520	0	0	---	241	324	.744	230	315	545	53	143	43	50	1011	16.3
Kirilenko	64/64	2034	284	560	.507	35	120	.292	188	250	.752	102	260	362	177	82	96	62	791	12.4
Williams	78/56	1916	338	786	.430	65	196	.332	192	272	.706	96	334	430	46	127	44	37	933	12.0
Ridnour	82/82	2474	367	811	.453	66	212	.311	139	164	.848	41	165	206	311	187	82	15	939	11.5
Barea	74/2	1713	316	758	.417	97	280	.346	105	134	.784	34	173	207	294	131	32	0	834	11.3
Rubio	57/47	1691	185	514	.360	27	92	.293	211	264	.3799	44	185	229	418	143	137	5	608	10.7
Budinger	23/1	508	79	191	.414	26	81	.321	32	42	.762	15	56	71	25	29	14	7	216	9.4
Cunningham	80/9	2010	314	671	.468	0	6	.000	67	103	.650	142	266	408	67	153	84	38	695	8.7
Shved	77/16	1840	236	635	.372	85	288	.295	108	150	.720	41	134	175	286	117	54	27	665	8.6
Howard	11/4	207	31	77	.403	5	16	.313	7	12	.583	9	27	36	4	18	10	3	74	6.7
Roy	5/5	122	11	35	.314	0	9	.000	7	10	.700	3	11	14	23	5	3	0	29	5.8
Gelabale	36/13	644	72	139	.518	16	52	.308	21	24	.875	32	67	99	26	47	16	4	181	5.0
Lee	16/12	289	29	76	.382	8	24	.333	12	20	.600	15	24	39	20	30	12	6	78	4.9
Stiemsma	76/19	1209	127	278	.457	0	0	---	53	69	.768	61	200	261	30	184	44	90	307	4.0
Johnson	30/0	284	48	75	.640	0	0	---	21	34	.618	20	40	60	8	49	7	28	117	3.9
Hayward	4/0	31	2	10	.200	0	4	.000	6	6	1.000	0	4	4	3	3	2	0	10	2.5
Amundson	20/0	161	14	38	.368	0	0	---	4	20	.200	23	24	47	3	26	7	6	32	1.6
Conroy	4/0	20	0	9	.3000	0	3	.000	1	2	.500	1	0	1	0	1	0	0	1	0.3
<b>TIMBERWOLVES</b>	<b>82</b>	<b>19730</b>	<b>2943</b>	<b>6702</b>	<b>.439</b>	<b>450</b>	<b>1475</b>	<b>.305</b>	<b>1515</b>	<b>2042</b>	<b>.742</b>	<b>973</b>	<b>2473</b>	<b>3446</b>	<b>1836</b>	<b>1509</b>	<b>700</b>	<b>387</b>	<b>7851</b>	<b>95.7</b>
<b>OPPONENTS</b>	<b>82</b>	<b>19730</b>	<b>3113</b>	<b>6657</b>	<b>.468</b>	<b>576</b>	<b>1559</b>	<b>.369</b>	<b>1243</b>	<b>1652</b>	<b>.752</b>	<b>871</b>	<b>2583</b>	<b>3454</b>	<b>1832</b>	<b>1847</b>	<b>661</b>	<b>481</b>	<b>8045</b>	<b>98.1</b>





## 2012-13 DAY-BY-DAY

G#	DATE	OPPONENT	WOLVES/OPP	RECORD	HIGH POINTS	HIGH REBOUNDS	ATTENDANCE
1	Nov 2	SACRAMENTO	W 92- 80	1-0	Barea-21	Cunningham-9	19,356
2	Nov 4	@Toronto	L 86-105	1-1	Kirilenko-17	Williams-8	16,754
3	Nov 5	@Brooklyn	W 107- 96	2-1	Pekovic-21	Cunningham-11	14,017
4	Nov 7	ORLANDO	W 90- 75	3-1	Ridnour-19	Williams-6	17,121
5	Nov 9	INDIANA	W 96- 94	4-1	Budinger-18	Pekovic-8	18,222
6	Nov 10	@Chicago	L 80- 87	4-2	Pekovic-18	Kirilenko-12	21,974
7	Nov 12	@Dallas	W 90- 82	5-2	Pekovic-20	Kirilenko-11	19,322
8	Nov 14	CHARLOTTE	L 87- 89	5-3	Kirilenko-26	Kirilenko-12	13,272
9	Nov 16	GOLDEN STATE	L 98-106	5-4	Williams-23	Williams-7	16,013
10	Nov 21	DENVER	L 94-101	5-5	Love-34	Love-14	16,879
11	Nov 23	@Portland	L 95-103	5-6	Love-24	Love-13	20,555
12	Nov 24	@Golden State	L 85- 96	5-7	Pekovic-17	Love-15	19,084
13	Nov 27	@Sacramento	W 97- 89	6-7	Love-23	Love-24	10,741
14	Nov 28	@L.A. Clippers	L 95-101	6-8	Love-19	Love-12	19,060
15	Nov 30	MILWAUKEE	W 95- 85	7-8	Ridnour/Shved-16	Pekovic-16	16,418
16	Dec 4	@Philadelphia	W105- 88	8-8	Shved-17	Howard/Love-10	13,986
17	Dec 5	@Boston	L 94-104	8-9	Love-19	Love-13	18,624
18	Dec 7	CLEVELAND	W 91- 73	9-9	Love-36	Love-13	16,623
19	Dec 12	DENVER	W108-105	10-9	Pekovic-22	Love-14	16,444
20	Dec 14	@New Orleans	W113-102	11-9	Pekovic-31	Kirilenko-11	14,671
21	Dec 15	DALLAS	W114-106 (OT)	12-9	Pekovic-21	Kirilenko-10	18,173
22	Dec 17	@Orlando	L 93-102	12-10	Love-23	Love-15	16,992
23	Dec 18	@Miami	L 92-103	12-11	Kirilenko-22	Love-18	19,862
24	Dec 20	OKLAHOMA CITY	W 99- 93	13-11	Love-28	Love-11	17,114
25	Dec 23	@New York	L 91- 94	13-12	Pekovic-21	Pekovic-17	19,033
26	Dec 26	HOUSTON	L 84- 87	13-13	Barea-18	Love-12	20,340
27	Dec 29	PHOENIX	W111-107	14-13	Pekovic-28	Love-18	19,356
28	Jan 2	@Utah	L 84-106	14-14	Love/Shved-13	Love-10	19,120
29	Jan 3	@Denver	W101- 97	15-14	Barea/Shved-17	Love-17	16,921
30	Jan 5	PORTLAND	L 97-102	15-15	Pekovic-21	Pekovic-15	16,220
31	Jan 8	ATLANTA	W108-103	16-15	Pekovic-25	Pekovic-18	15,988
32	Jan 9	@Oklahoma Cit	L 84-106	16-16	Shved-18	Williams-11	18,203
33	Jan 11	@New Orleans	L 92-104	16-17	Ridnour-20	Cunningham-9	13,538
34	Jan 13	@San Antonio	L 88-106	16-18	Barea-15	Kirilenko-11	18,144
35	Jan 14	@Dallas	L 98-113	16-19	Barea-21	Pekovic-12	19,486
36	Jan 17	L.A. CLIPPERS	L 77- 90	16-20	Ridnour-21	Pekovic-9	16,198
37	Jan 19	HOUSTON	W 92- 79	17-20	Kirilenko-21	Kirilenko-11	16,799
38	Jan 21	@Atlanta	L 96-104	17-21	Williams-17	Kirilenko-6	13,808
39	Jan 23	BROOKLYN	L 83- 91	17-22	Kirilenko-15	Kirilenko/Johnson/Williams-6	15,785
40	Jan 25	@Washington	L101-114	17-23	Williams-18	Williams-11	14,095
41	Jan 26	@Charlotte	L101-102	17-24	Ridnour-22	Ridnour/Stiemsma-7	15,397

G#	DATE	OPPONENT	WOLVES/OPP	RECORD	HIGH POINTS	HIGH REBOUNDS	ATTENDANCE
42	Jan 30	L.A. CLIPPERS	L 90- 96	17-25	Pekovic-17	Pekovic-12	15,312
43	Feb 1	L.A. LAKERS	L100-111	17-26	Shved-18	Pekovic/Williams-9	18,547
44	Feb 2	NEW ORLEANS	W115- 86	18-26	Cunningham-18	Pekovic-7	16,289
45	Feb 4	PORTLAND	L 98-100	18-27	Cunningham-23	Pekovic-11	13,446
46	Feb 6	SAN ANTONIO	L 94-104	18-28	Pekovic-21	Williams-12	15,224
47	Feb 8	NEW YORK	L 94-100	18-29	Ridnour-20	Pekovic-11	16,542
48	Feb 10	@Memphis	L 88-105	18-30	Ridnour/Rubio-17	Pekovic/Williams-6	16,023
49	Feb 11	@Cleveland	W100- 92	19-30	Ridnour-21	Pekovic-10	11,556
50	Feb 13	UTAH	L 93- 97	19-31	Williams-24	Williams-16	13,117
51	Feb 20	PHILADELPHIA	W 94- 87	20-31	Pekovic-27	Pekovic-18	14,439
52	Feb 22	@Oklahoma Cit	L111-127	20-32	Shved-17	Stiemsma-6	18,203
53	Feb 24	GOLDEN STATE	L 99-100	20-33	Williams-23	Williams-12	18,033
54	Feb 26	@Phoenix	L 83- 84 (OT)	20-34	Williams-21	Pekovic/Williams-12	14,973
55	Feb 28	@L.A. Lakers	L 94-116	20-35	Barea-20	Rubio/Williams-8	18,997
56	Mar 2	@Portland	L 94-109	20-36	Williams-23	Rubio-9	20,390
57	Mar 4	MIAMI	L 81- 97	20-37	Williams-25	Cunningham-11	18,391
58	Mar 6	WASHINGTON	W 87- 82	21-37	Williams-16	Williams-8	13,233
59	Mar 9	@Denver	L 88-111	21-38	Gelabale-19	Johnson-8	18,823
60	Mar 10	DALLAS	L 77-100	21-39	Williams-18	Williams-9	15,209
61	Mar 12	SAN ANTONIO	W107- 83	22-39	Rubio-21	Rubio-13	14,219
62	Mar 13	@Indiana	L 91-107	22-40	Rubio-21	Stiemsma-9	14,187
63	Mar 15	@Houston	L100-108	22-41	Williams/Barea-19	Gelabale/Rubio-7	18,046
64	Mar 17	NEW ORLEANS	W 97- 95	23-41	Williams-28	Williams-7	14,246
65	Mar 18	@Memphis	L 77- 92	23-42	Shved-12	Gelabale/Cunningham/ Stiemsma-7	16,378
66	Mar 21	@Sacramento	L 98-101	23-43	Pekovic-18	Pekovic-12	12,176
67	Mar 22	@Phoenix	W117- 86	24-43	Kirilenko-20	Stiemsma-10	16,155
68	Mar 24	CHICAGO	L 97-104	24-44	Williams-28	Pekovic-8	17,330
69	Mar 26	@Detroit	W105- 82	25-44	Barea-21	Pekovic-11	16,877
70	Mar 27	L.A. LAKERS	L117-120	25-45	Pekovic-19	Pekovic-16	18,029
71	Mar 29	OKLAHOMA CITY	W101- 93	26-45	Pekovic-22	Pekovic-15	18,121
72	Mar 30	MEMPHIS	L 86- 99	26-46	Rubio-23	Rubio-10	13,680
73	Apr 1	BOSTON	W110-100	27-46	Pekovic-29	Kirilenko-9	14,546
74	Apr 3	@Milwaukee	W107- 98	28-46	Pekovic-27	Pekovic/Cunningham-8	15,386
75	Apr 5	TORONTO	L 93- 95	28-47	Pekovic-24	Pekovic-8	16,681
76	Apr 6	DETROIT	W107-101	29-47	Pekovic/Barea-20	Pekovic-13	15,311
77	Apr 9	@Golden State	L 89-105	29-48	Budinger-17	Stiemsma-9	19,596
78	Apr 10	@L.A. Clipper	L 95-111	29-49	Pekovic-20	Williams-10	19,060
79	Apr 12	@Utah	L100-107	29-50	Barea-23	Stiemsma-7	19,609
80	Apr 13	PHOENIX	W105- 93	30-50	Rubio-24	Cunningham-8	16,701
81	Apr 15	UTAH	L 80- 96	30-51	Williams-18	Stiemsma-8	17,009
82	Apr 17	@San Antonio	W108- 95	31-51	Williams-21	Stiemsma-9	18,581



2011-12: 26-40



**BACK ROW (L-R):** Player Development Coach Shawn Respert, Michael Beasley, Kevin Love, Nikola Pekovic, Darko Milicic, Brad Miller, Anthony Randolph, Assistant Coach Jack Sikma.  
**MIDDLE ROW (L-R):** Video Coordinator Adam Johansen, Head Athletic Trainer Gregg Farnam, Strength and Conditioning Coach Keke Lyles, J.J. Barea, Ricky Rubio, Wayne Ellington, Player Development Coach David Adelman, Assistant Coach Terry Porter, Physical Therapist/Assistant Athletic Trainer Andrew Tai, Assistant Coach T.R. Dunn, Assistant Coach Bill Bayno.  
**FRONT ROW (L-R):** President of Basketball Operations David Kahn, Wes Johnson, Malcolm Lee, Derrick Williams, Head Coach Rick Adelman, Luke Ridnour, Anthony Tolliver, Martell Webster.

PLAYER	G/GS	MIN	FIELD GOALS			3-POINT FG			FREE THROWS			REBOUNDS			AST	PF	STL	BLK	PTS	AVG
			FG	FGA	PCT	FG	FGA	PCT	FT	FTA	PCT	OFF	DEF	TOT						
Love	55/55	2145	474	1059	.448	105	252	.372	379	460	.824	226	508	734	111	152	47	28	1432	26.0
Pekovic	47/35	1264	256	454	.564	0	0	---	139	187	.743	181	165	346	31	98	29	31	651	13.9
Ridnour	53/53	1750	242	550	.440	49	152	.322	106	119	.891	19	122	141	252	136	56	16	639	12.1
Beasley	47/7	1087	221	497	.445	38	101	.376	61	95	.642	39	168	207	45	83	18	19	541	11.5
Barea	41/11	1032	167	418	.400	53	143	.371	76	98	.776	14	100	114	232	61	21	0	463	11.3
Rubio	41/31	1404	139	389	.357	32	94	.340	126	157	.803	21	150	171	336	97	91	8	436	10.6
Williams	66/15	1418	205	498	.412	37	138	.268	136	195	.697	77	234	311	38	95	30	31	583	8.8
Randolph	34/5	517	94	200	.470	0	1	.000	64	84	.762	42	81	123	19	56	13	35	252	7.4
Webster	47/26	1140	115	272	.423	37	109	.339	57	72	.792	42	126	168	40	86	31	17	324	6.9
Ellington	51/4	973	122	302	.404	35	108	.324	32	40	.800	14	85	99	33	56	26	10	311	6.1
Johnson	65/64	1469	158	397	.398	53	169	.314	24	34	.706	24	153	177	59	115	35	48	393	6.0
Milicic	29/23	472	59	130	.454	0	0	---	16	37	.432	35	62	97	17	59	9	25	134	4.6
Tolliver	51/0	882	71	782	.390	25	101	.248	41	55	.745	50	103	153	22	86	18	19	208	4.1
Lee	19/0	243	23	59	.390	2	10	.200	14	17	.824	9	17	26	31	22	8	4	62	3.3
Miller	15/1	146	9	27	.333	7	15	.467	10	12	.833	4	15	19	24	10	4	2	35	2.3
TIMBERWOLVES	66	15940	2355	5434	.433	473	1423	.332	1281	1662	.771	797	2089	2886	1290	1212	436	293	6464	97.9
OPPONENTS	66	15940	2572	5656	.455	406	1195	.340	1059	1402	.755	771	2096	2867	1422	1435	549	377	6609	100.1



## 2011-12 DAY-BY-DAY

G#	DATE	OPPONENT	WOLVES/OPP	RECORD	HIGH POINTS	HIGH REBOUNDS	ATTENDANCE
1	12/26	OKLAHOMA CITY	L 100-104	0-1	Beasley - 24	Love - 12	19,406
2	12/27	@ Milwaukee	L 95-98	0-2	Love - 31	Love - 20	17,352
3	12/30	MIAMI	L 101-103	0-3	Love - 25	Love - 12	19,356
4	1/1	DALLAS	W 99-82	1-3	Love - 25	Love - 17	15,115
5	1/2	SAN ANTONIO	W 106-96	2-3	Love - 24	Love - 15	14,514
6	1/4	MEMPHIS	L 86-90	2-4	Love - 27	Love - 14	17,404
7	1/6	CLEVELAND	L 87-98	2-5	Love - 29	Love - 14	16,943
8	1/8	@ Washington	W 93-72	3-5	Love - 20	Love - 16	13,095
9	1/9	@ Toronto	L 87-97	3-6	Barea - 16	Love - 14	14,097
10	1/10	CHICAGO	L 100-111	3-7	Ridnour - 22	Love - 13	19,356
11	1/13	@ New Orleans	W 87-80	4-7	Love - 34	Love - 15	14,295
12	1/14	@ Atlanta	L 91-93	4-8	Love - 30	Love - 13	13,135
13	1/16	SACRAMENTO	W 99-86	5-8	Love - 33	Love - 11	16,159
14	1/18	DETROIT	W 93-85	6-8	Love - 20	Love - 17	15,598
15	1/20	@ L.A. Clippers	W 101-98	7-8	Milicic - 22	Love - 14	19,492
16	1/21	@ Utah	L 98-108	7-9	Rubio - 17	Love, Williams - 8	19,911
17	1/23	HOUSTON	L 92-107	7-10	Love - 39	Love - 11	16,924
18	1/25	@ Dallas	W 105-90	8-10	Love - 31	Love - 11	20,150
19	1/27	SAN ANTONIO	W 87-79	9-10	Love, Rubio - 18	Love - 16	16,699
20	1/29	L.A. LAKERS	L 101-106	9-11	Love - 33	Love - 13	17,551
21	1/30	@ Houston	W 120-108	10-11	Beasley - 34	Rubio - 8	14,264
22	2/1	INDIANA	L 99-109	10-12	Love - 21	Love - 17	15,017
23	2/3	@ New Jersey	W 108-105	11-12	Pekovic - 27	Pekovic - 11	15,069
24	2/4	HOUSTON	W 100-91	12-12	Love - 25	Love - 18	19,356
25	2/7	SACRAMENTO	W 86-84	13-12	Pekovic - 23	Beasley - 14	14,073
26	2/8	@ Memphis	L 80-85	13-13	Barea - 17	Pekovic, Williams - 9	13,287
27	2/10	DALLAS	L 97-104	13-14	Love - 32	Love - 12	17,119
28	2/11	NEW YORK	L 98-100	13-15	Love - 32	Love - 21	20,232
29	2/13	@ Orlando	L 89-102	13-16	Love - 19	Love - 15	18,846
30	2/15	CHARLOTTE	W 102-90	14-16	Love - 30	Love - 18	15,139
31	2/17	@ Houston	W 111-98	15-16	Love - 33	Love - 17	16,836
32	2/19	PHILADELPHIA	W 92-91	16-16	Rubio - 22	Love - 15	18,759
33	2/20	@ Denver	L 101-103 (OT)	16-17	Love - 22	Love - 13	17,236

G#	DATE	OPPONENT	WOLVES/OPP	RECORD	HIGH POINTS	HIGH REBOUNDS	ATTENDANCE
34	2/22	UTAH	W 100-98	17-17	Barea - 22	Pekovic - 12	18,776
35	2/28	@ L.A. Clippers	W 109-97	18-17	Beasley, Williams - 27	Love, Rubio - 7	19,243
36	2/29	@ L.A. Lakers	L 85-104	18-18	Beasley, Webster - 14	Randolph - 9	18,997
37	3/1	@ Phoenix	L 95-104	18-19	Love - 23	Love - 10	15,071
38	3/3	@ Portland	W 122-110	19-19	Love - 42	Love - 10	20,644
39	3/5	L.A. CLIPPERS	W 95-94	20-19	Love - 39	Love - 17	19,509
40	3/7	PORTLAND	W 106-94	21-19	Love - 29	Love - 16	17,118
41	3/9	L.A. LAKERS	L 102-105	21-20	Pekovic - 25	Pekovic - 13	20,164
42	3/10	NEW ORLEANS	L 89-95	21-21	Love - 31	Love - 16	20,123
43	3/12	@ Phoenix	W 127-124	22-21	Love - 30	Pekovic, Williams - 8	14,568
44	3/15	@ Utah	L 105-111 (OT)	22-22	Love - 25	Love - 16	18,503
45	3/16	@ L.A. Lakers	L 92-97	22-23	Love - 27	Love - 15	18,997
46	3/18	@ Sacramento	L 99-105	22-24	Love - 21	Love - 11	15,616
47	3/19	@ Golden State	W 97-93	23-24	Love - 36	Love - 16	19,596
48	3/21	@ San Antonio	L 100-116	23-25	Barea - 18	Love - 12	18,581
49	3/23	@ Oklahoma City	L 140-149 (2OT)	23-26	Love - 51	Love - 14	18,203
50	3/25	DENVER	W 117-100	24-26	Love - 30	Love - 21	20,023
51	3/27	@ Memphis	L 86-93	24-27	Love - 28	Love - 11	14,796
52	3/28	@ Charlotte	W 88-83	25-27	Love - 40	Love - 19	10,540
53	3/30	BOSTON	L 79-100	25-28	Love - 22	Love - 11	19,356
54	4/1	@ Portland	L 106-119	25-29	Love - 26	Love - 9	20,359
55	4/2	@ Sacramento	L 108-116	25-30	Love - 23	Love - 7	12,279
56	4/4	GOLDEN STATE	L 94-97	25-31	Love - 29	Love - 12	17,161
57	4/7	@ New Orleans	L 90-99	25-32	Love - 29	Love - 12	15,520
58	4/9	PHOENIX	L 90-114	25-33	Love - 25	Love - 13	17,274
59	4/11	@ Denver	L 107-113	25-34	Randolph - 28	Williams - 8	15,823
60	4/12	L.A. CLIPPERS	L 82-95	25-35	Pekovic - 17	Beasley - 10	16,016
61	4/14	OKLAHOMA CITY	L 110-115	25-36	Beasley - 26	Pekovic - 13	19,552
62	4/16	@ Indiana	L 88-111	25-37	Barea - 14	Williams - 10	11,845
63	4/17	MEMPHIS	L 84-91	25-38	Barea - 28	Pekovic - 11	16,709
64	4/19	@ Detroit	W 91-80	26-38	Pekovic - 23	Randolph - 10	12,458
65	4/22	GOLDEN STATE	L 88-93	26-39	Pekovic - 19	Pekovic - 16	15,872
66	4/26	DENVER	L 102-131	26-40	Barea - 20	Pekovic - 10	14,824



2010-11: 17-65



**BACK ROW (L-R):** Player Development Coach Darrick Martin, Assistant Coach J.B. Bickerstaff, Assistant Coach Bill Laimbeer, Head Coach Kurt Rambis, Assistant Coach Reggie Theus, Assistant Coach Dave Wohl, Player Development Assistant Coach Jason Glover, Director of Security Bob Goedderz.

**MIDDLE ROW (L-R):** Physical Therapist/Assistant Athletic Trainer Andrew Tai, Strength and Conditioning Coach Dave Vitel, Wayne Ellington, Luke Ridnour, Jonny Flynn, Sebastian Telfair, Martell Webster, Athletic Trainer Gregg Farnam, Video Coordinator Adam Johansen.

**FRONT ROW (L-R):** President of Basketball Operations David Kahn, Lazar Hayward, Anthony Randolph, Darko Milicic, Michael Beasley, Kevin Love, Nikola Pekovic, Anthony Tolliver, Wes Johnson.

PLAYER	G/GS	MIN	FIELD GOALS			3-POINT FG			FREE THROWS			REBOUNDS			AST	PF	STL	BLK	PTS	AVG
			FG	FGA	PCT	FG	FGA	PCT	FT	FTA	PCT	OFF	DEF	TOT						
Love	73/73	2611	482	1026	.470	88	211	.417	424	499	.850	330	782	1112	184	148	45	28	1476	20.2
Beasley	73/73	2361	561	1246	.450	60	164	.366	219	291	.753	118	291	409	158	222	54	52	1401	19.2
Ridnour	71/66	2159	319	681	.468	81	184	.440	121	137	.883	37	162	199	384	146	89	10	840	11.8
Webster	46/1	1094	152	340	.447	55	132	.417	94	122	.770	36	111	147	53	101	28	9	453	9.8
Johnson	79/63	2069	271	682	.397	103	289	.356	64	92	.696	51	189	240	148	163	58	54	709	9.0
Milicic	69/69	1686	271	578	.469	0	0	---	64	115	.557	133	227	360	104	229	54	140	606	8.8
Brewer	56/22	1362	168	437	.384	26	99	.263	121	171	.708	45	107	152	77	134	89	14	483	8.6
Randolph (TOT)	40/3	590	123	264	.466	1	4	.250	58	86	.674	43	117	160	33	62	22	24	305	7.6
Randolph (MIN)	23/3	463	109	219	.498	0	0	---	52	74	.703	32	88	120	26	47	18	16	270	11.7
Telfair	37/8	711	97	241	.402	28	78	.359	44	60	.733	17	37	54	111	64	25	3	266	7.2
Tolliver	65/4	1362	141	313	.450	47	115	.409	105	131	.802	92	203	295	82	145	28	28	434	6.7
Ellington	62/8	1181	160	397	.403	48	121	.397	42	53	.792	26	82	108	72	85	28	3	410	6.6
Pekovic	65/11	887	136	263	.517	0	0	---	87	114	.763	90	103	193	27	181	18	35	359	5.5
Flynn	53/8	983	108	296	.365	31	100	.310	32	42	.762	12	65	77	182	58	34	3	279	5.3
Hayward	42/0	419	55	154	.357	17	60	.283	33	42	.786	23	47	70	28	44	12	7	160	3.8
Ager	4/0	29	6	11	.545	3	4	.750	0	0	---	0	2	2	1	4	1	0	15	3.8
Koufos	39/1	336	47	108	.435	0	2	.000	12	24	.500	42	55	97	7	50	8	20	106	2.7
Gaines	8/0	65	7	22	.318	2	6	.333	5	10	.500	1	5	6	6	4	3	0	21	2.6
TIMBERWOLVES	82	19780	3090	7014	.441	589	1565	.376	1519	1977	.768	1085	2556	3641	1650	1825	592	422	8288	101.1
OPPONENTS	82	19780	3230	6902	.468	639	1707	.374	1733	2227	.778	913	2577	3490	2031	1717	777	447	8832	107.7





## 2010-11 DAY-BY-DAY

G#	DATE	OPPONENT	WOLVES/OPP	RECORD	HIGH POINTS	HIGH REBOUNDS	ATTENDANCE	G#	DATE	OPPONENT	WOLVES/OPP	RECORD	HIGH POINTS	HIGH REBOUNDS	ATTENDANCE
1	10/27	SACRAMENTO	L 116-117	0-1	Ridnour-20	Love-10	17,067	42	1/17	@ Portland	L 102-113	10-32	Love, Milicic-22	Love-17	20,239
2	10/29	MILWAUKEE	W 96-85	1-1	Beasley-21	Love-16	17,197	43	1/19	@ L.A. Clipper	L 111-126	10-33	Love-26	Love-11	17,793
3	10/30	@ Memphis	L 89-109	1-2	Ellington-15	Love-13	12,753	44	1/24	HOUSTON	L 125-129	10-34	Love-24	Love-17	11,983
4	11/2	@ Miami	L 97-129	1-3	Love-20	Pekovic-8	19,600	45	1/26	OKLAHOMA CITY	L 117-118 (OT)	10-35	Love-31	Love-21	14,979
5	11/3	@ Orlando	L 86-128	1-4	Love-22	Love-9	18,846	46	1/28	@ Utah	L 100-108	10-36	Love-22	Love-15	19,911
6	11/5	ATLANTA	L 103-113	1-5	Brewer/Johnson/ Love-18	Love-12	17,222	47	1/29	TORONTO	W 103-87	11-36	Love-21	Love-12	14,991
7	11/7	@ Houston	L 94-120	1-6	Love-16	Love-16	15,058	48	2/2	MEMPHIS	L 84-102	11-37	Beasley-19	Love-10	12,662
8	11/9	@ L.A. Lakers	L 94-99	1-7	Love-23	Love-24	18,997	49	2/4	@ Toronto	L 100-111	11-38	Love-20	Love-15	14,389
9	11/10	@ Sacramento	W 98-89	2-7	Beasley-42	Beasley, Love-9	12,433	50	2/5	DENVER	L 100-113	11-39	Beasley-23	Love-19	15,389
10	11/12	NEW YORK	W 112-103	3-7	Beasley-35	Love-31	15,232	51	2/7	@ New Orleans	W 104-92	12-39	Love-27	Love-17	13,401
11	11/14	@ Atlanta	L 105-111	3-8	Beasley-25	Love-17	12,027	52	2/8	@ Houston	W 112-108	13-39	Love-20	Love-14	15,679
12	11/15	@ Charlotte	L 110-113	3-9	Beasley-28	Milicic-12	11,211	53	2/11	@ Indiana	L 105-116	13-40	Love-22	Love-15	12,559
13	11/17	L.A. CLIPPERS	W 113-111	4-9	Beasley-33	Love-14	12,909	54	2/12	PHILADELPHIA	L 87-107	13-41	Love-16	Love-13	17,011
14	11/19	L.A. LAKERS	L 95-112	4-10	Beasley-25	Milicic-16	19,356	55	2/14	PORTLAND	L 81-95	13-42	Webster-17	Love-11	11,227
15	11/22	@ Oklahoma City	L 107-117	4-11	Love-24	Love-17	17,653	56	2/16	L.A. CLIPPERS	L 90-98	13-43	Ellington, Love-18	Love-18	15,227
16	11/24	SAN ANTONIO	L 109-113 (OT)	4-12	Love-32	Love-22	13,117	57	2/22	@ Milwaukee	L 88-94	13-44	Beasley-21	Love-17	13,106
17	11/27	GOLDEN STATE	L 94-104	4-13	Beasley-28	Love-22	14,440	58	2/23	MEMPHIS	L 95-104	13-45	Ellington-16	Love-11	11,497
18	12/1	@ Dallas	L 86-100	4-14	Beasley-16	Love-15	19,567	59	2/25	NEW ORLEANS	L 81-95	13-46	Johnson, Ridnour-22	Love-14	16,965
19	12/3	@ San Antonio	L 101-107	4-15	Beasley-28	Love-18	18,581	60	2/27	GOLDEN STATE	W 126-123	14-46	Love-37	Love-23	16,021
20	12/4	CLEVELAND	W 129-95	5-15	Love-28	Love-19	14,422	61	3/1	L.A. LAKERS	L 79-90	14-47	Johnson-20	Love-11	17,111
21	12/6	@ New York	L 114-121	5-16	Love-33	Love-15	19,763	62	3/2	@ Detroit	W 116-105	15-47	Love-20	Love-20	13,122
22	12/8	OKLAHOMA CITY	L 103-111	5-17	Beasley-26	Love-21	13,907	63	3/4	@ Philadelphia	L 100-111	15-48	Love-21	Love-23	12,008
23	12/10	DETROIT	W 109-99	6-17	Love-27	Love-18	13,988	64	3/5	@ Washington	L 96-103	15-49	Love-20	Love-21	18,216
24	12/11	@ Chicago	L 82-113	6-18	Love-23	Love-15	21,102	65	3/7	DALLAS	L 105-108	15-50	Love-23	Love-17	13,288
25	12/14	@ Golden State	L 99-108	6-19	Milicic-25	Love-14	17,615	66	3/9	INDIANA	W 101-75	16-50	Beasley, Love-16	Love-21	15,153
26	12/15	@ Phoenix	L 122-128	6-20	Love-23	Love-16	16,977	67	3/11	UTAH	W 122-101	17-50	Love-24	Love-12	18,534
27	12/17	@ Portland	L 102-107	6-21	Beasley-33	Love-17	20,310	68	3/13	@ Golden State	L 77-100	17-51	Beasley, Webster-16	Love-12	17,788
28	12/18	@ Denver	L 113-115	6-22	Love-43	Love-17	15,409	69	3/16	@ Utah	L 104-119	17-52	Love-22	Love-11	19,465
29	12/20	@ L.A. Clipper	L 90-113	6-23	Beasley-20	Love-10	16,053	70	3/18	@ L.A. Lakers	L 98-106	17-53	Johnson-29	Love-13	18,997
30	12/22	UTAH	L 107-112	6-24	Love-25	Love-19	15,809	71	3/20	SACRAMENTO	L 95-127	17-54	Ridnour-22	Milicic-6	18,993
31	12/26	@ Cleveland	W 98-97	7-24	Beasley-28	Love-18	20,562	72	3/24	@ Dallas	L 96-104	17-55	Randolph-31	Randolph-11	20,296
32	12/27	NEW ORLEANS	W 113-98	8-24	Beasley-30	Love-11	11,679	73	3/25	@ Oklahoma City	L 103-111	17-56	Randolph-24	Randolph-15	18,203
33	12/29	DENVER	L 113-119	8-25	Beasley-33	Love-14	17,093	74	3/27	BOSTON	L 82-85	17-57	Beasley-28	Tolliver-15	19,178
34	1/1	NEW JERSEY	W 103-88	9-25	Love-23	Love-10	12,665	75	3/30	CHICAGO	L 91-108	17-58	Love-16	Love-9	19,207
35	1/3	@ Boston	L 93-96	9-26	Beasley-19	Love-24	18,624	76	4/1	MIAMI	L 92-111	17-59	Webster-22	Love-7	19,096
36	1/5	CHARLOTTE	L 105-108 (OT)	9-27	Love-35	Love-15	14,881	77	4/2	@ Memphis	L 89-106	17-60	Beasley-20	Pekovic-6	15,327
37	1/7	PORTLAND	L 98-108	9-28	Love-30	Love-19	12,213	78	4/5	@ New Jersey	L 105-107	17-61	Beasley, Randolph-20	Beasley-11	13,461
38	1/9	@ San Antonio	L 91-94	9-29	Love-18	Love-17	18,581	79	4/6	PHOENIX	L 98-108	17-62	Beasley-24	Beasley-11	16,113
39	1/11	SAN ANTONIO	L 96-107	9-30	Love-20	Love-20	11,209	80	4/9	@ Denver	L 106-130	17-63	Hayward, Webster-15	Tolliver-7	19,155
40	1/13	WASHINGTON	W 109-97	10-30	Love-35	Love, Milicic-11	11,437	81	4/11	@ Phoenix	L 127-135 (OT)	17-64	Beasley-26	Randolph, Tolliver-10	17,485
41	1/15	ORLANDO	L 99-108	10-31	Brewer-23	Love-15	17,391	82	4/13	HOUSTON	L 102-121	17-65	Beasley-34	Tolliver-13	17,101



2009-10: 15-67



**BACK ROW (L-R):** Video Coordinator Mike Lindahl, Assistant Director of Player Development Darrick Martin, Assistant Coach J.B. Bickerstaff, Assistant Coach Bill Laimbeer, Head Coach Kurt Rambis, Assistant Coach Reggie Theus, Assistant Coach Dave Wohl, Director of Security Bob Goedderz

**MIDDLE ROW (L-R):** Strength and Conditioning Intern Joe Bueckers, Strength and Conditioning Coach Dave Vitel, Physical Therapist Andre Deloya, Sasha Pavlovic, Wayne Ellington, Jonny Flynn, Ramon Sessions, Ryan Gomes, Corey Brewer, Damien Wilkins, Orthopaedic Surgeon Dr. David Fischer, Vice President of Team Medical Services Dr. Sheldon Burns, Athletic Trainer Gregg Farnam, Training Intern Tim Greve

**FRONT ROW (L-R):** President Chris Wright, Ryan Hollins, Oleksiy Pecherov, Al Jefferson, President of Basketball Operations David Kahn, Owner Glen Taylor, Kevin Love, Brian Cardinal, Darko Milicic, CEO Rob Moor

PLAYER	G/GS	MIN	FIELD GOALS			3-POINT FG			FREE THROWS			REBOUNDS			AST	PF	STL	BLK	PTS	AVG
			FG	FGA	PCT	FG	FGA	PCT	FT	FTA	PCT	OFF	DEF	TOT						
Jefferson	76/76	2463	560	1125	.498	0	4	.000	181	266	.680	180	523	703	137	205	63	98	1301	17.1
Love	60/22	1714	291	646	.450	35	106	.330	225	276	.815	227	431	658	136	136	43	23	842	14.0
Flynn	81/81	2339	397	952	.417	77	215	.358	223	270	.826	24	167	191	356	98	82	2	1094	13.5
Brewer	82/82	2482	409	949	.431	82	237	.346	166	256	.648	70	209	279	193	224	117	29	1066	13.0
Gomes	76/64	2210	327	732	.447	74	199	.372	104	126	.825	76	272	348	124	155	62	16	832	10.9
Sessions	82/1	1732	253	555	.456	1	15	.067	167	233	.717	58	156	214	258	137	55	5	674	8.2
Milicic (TOT)	32/18	685	100	204	.490	0	1	.000	15	28	.536	47	104	151	47	82	22	34	215	6.7
Milicic (MIN)	24/18	614	92	187	.492	0	1	.000	15	28	.536	42	91	133	43	75	18	33	199	8.3
Ellington	76/1	1384	190	448	.424	64	162	.395	61	70	.871	33	126	159	74	72	20	5	505	6.6
Hollins	73/27	1223	169	303	.558	0	1	.000	109	158	.690	79	128	207	51	199	19	38	447	6.1
Wilkins	80/31	1585	165	381	.433	18	61	.295	103	129	.798	72	177	249	135	144	66	25	451	5.6
Pecherov	44/5	447	77	188	.410	14	52	.269	29	32	.906	32	92	124	11	55	9	14	197	4.5
Pavlovic	71/0	877	109	300	.363	35	118	.297	10	26	.385	12	105	117	58	84	23	6	263	3.7
Tucker (TOT)	15/0	95	17	39	.436	1	7	.143	16	21	.762	6	4	10	4	6	0	0	51	3.4
Tucker (MIN)	4/0	25	4	9	.444	0	0	---	0	0	---	1	2	3	1	1	0	0	8	2.0
Jawai	39/2	412	49	111	.441	0	1	.000	26	38	.684	49	55	104	24	58	10	9	124	3.2
Cardinal	29/0	267	14	36	.389	3	9	.333	17	18	.944	7	22	29	24	56	9	3	48	1.7
Hart	1/0	5	0	1	.000	0	0	---	0	0	---	0	0	0	1	0	1	0	0	0.0
TIMBERWOLVES	82	19780	3106	6923	.449	403	1181	.341	1436	1926	.746	962	2556	3518	1626	1699	597	306	8051	98.2
OPPONENTS	82	19780	3343	6961	.480	618	1690	.366	1534	1981	.774	917	2640	3557	2103	1686	721	442	8838	107.8



## 2009-10 DAY-BY-DAY

G#	DATE	OPPONENT	WOLVES/OPP	RECORD	HIGH POINTS	HIGH REBOUNDS	ATTENDANCE
1	10/28	NEW JERSEY	W 95-93	1-0	Flynn - 18	Wilkins - 10	18,358
2	10/30	CLEVELAND	L 87-104	1-1	Flynn - 17	Jefferson - 8	19,356
3	11/1	@ Phoenix	L 112-120	1-2	Gomes - 23	Gomes - 15	15,376
4	11/2	@ L.A. Clippers	L 90-93	1-3	Jefferson - 24	Sessions - 8	13,614
5	11/4	BOSTON	L 90-92	1-4	Pecherov - 24	Pecherov - 8	19,133
6	11/6	MILWAUKEE	L 72-87	1-5	Flynn - 20	Pecherov - 9	13,758
7	11/8	@ Portland	L 93-116	1-6	Jawai-16	Jefferson - 10	20,306
8	11/9	@ Golden State	L 105-146	1-7	Flynn - 20	Wilkins - 10	15,468
9	11/11	PORTLAND	L 84-107	1-8	Flynn - 15	Gomes - 7	13,555
10	11/13	DALLAS	L 77-89	1-9	Flynn - 11	Pavlovic - 10	12,372
11	11/14	@ Memphis	L 87-97	1-10	Brewer - 16	Hollins - 8	10,019
12	11/18	HOUSTON	L 84-97	1-11	Jefferson - 20	Jefferson - 10	11,137
13	11/21	@ Portland	L 78-106	1-12	Jefferson - 20	Jefferson, Pecherov - 10	20,453
14	11/23	@ L.A. Clippers	L 87-91	1-13	Flynn - 17	Jefferson - 13	13,815
15	11/25	DENVER	L 111-124	1-14	Brewer - 22	Brewer - 13	13,101
16	11/27	PHOENIX	L 95-120	1-15	Sessions - 23	Hollins - 6	18,225
17	11/29	@ Denver	W 106-100	2-15	Gomes - 27	Wilkins - 12	15,147
18	12/2	MEMPHIS	L 95-97	2-16	Gomes - 20	Jefferson - 9	11,408
19	12/4	@ New Orleans	L 89-98	2-17	Jefferson - 20	Jefferson - 14	14,720
20	12/5	UTAH	W 108-101	3-17	Gomes - 23	Jefferson - 11	18,466
21	12/8	@ Toronto	L 88-94	3-18	Love - 18	Jefferson - 11	15,167
22	12/9	NEW ORLEANS	L 96-97	3-19	Gomes - 21	Jefferson - 16	12,056
23	12/11	@ L.A. Lakers	L 92-104	3-20	Jefferson - 24	Love - 19	18,997
24	12/12	@ Sacramento	L 100-120	3-21	Jefferson - 26	Love - 12	11,333
25	12/14	@ Utah	W 110-108	4-21	Flynn - 28	Love - 14	18,090
26	12/16	L.A. CLIPPERS	L 95-120	4-22	Love - 19	Love - 12	12,526
27	12/18	SACRAMENTO	W 112-96	5-22	Brewer, Love - 20	Love - 16	13,144
28	12/20	@ Boston	L 104-122	5-23	Flynn - 21	Jefferson, Love - 11	18,624
29	12/22	ATLANTA	L 87-112	5-24	Jefferson - 17	Love - 19	11,271
30	12/23	@ New Jersey	W 103-99	6-24	Jefferson - 27	Love - 16	10,204
31	12/26	WASHINGTON	W 101-89	7-24	Brewer - 27	Wilkins - 13	16,838
32	12/29	@ San Antonio	L 99-117	7-25	Jefferson - 20	Love - 12	18,581
33	12/30	UTAH	L 103-107	7-26	Jefferson - 21	Love - 11	14,123
34	1/1	ORLANDO	L 94-106	7-27	Flynn - 23	Jefferson, Love - 10	17,065
35	1/2	@ Indiana	L 111-122	7-28	Jefferson - 23	Hollins - 9	12,685
36	1/6	GOLDEN STATE	L 101-107	7-29	Jefferson - 26	Love - 15	12,046
37	1/8	INDIANA	W 116-109	8-29	Jefferson - 25	Love - 13	13,111
38	1/9	@ Chicago	L 96-110	8-30	Gomes - 15	Love - 10	20,255
39	1/11	@ Denver	L 94-105	8-31	Brewer - 25	Jefferson - 15	14,669
40	1/13	@ Houston	L 114-120 (3OT)	8-32	Jefferson - 26	Jefferson - 26	15,175
41	1/15	@ Memphis	L 110-135	8-33	Brewer - 22	Love - 9	12,812
42	1/18	PHILADELPHIA	W 108-103 (OT)	9-33	Flynn - 29	Jefferson - 13	14,637
43	1/20	OKLAHOMA CITY	L 92-94	9-34	Brewer - 25	Jefferson - 9	12,995

G#	DATE	OPPONENT	WOLVES/OPP	RECORD	HIGH POINTS	HIGH REBOUNDS	ATTENDANCE
44	1/22	NEW ORLEANS	L 94-96	9-35	Jefferson - 25	Jefferson - 13	17,101
45	1/23	@ Milwaukee	L 94-127	9-36	Flynn - 20	Love - 12	17,742
46	1/26	@ New York	L 105-132	9-37	Brewer - 22	Jefferson - 10	18,111
47	1/27	@ Cleveland	L 95-109	9-38	Brewer - 22	Jefferson, Love - 10	20,562
48	1/29	L.A. CLIPPERS	W 111-97	10-38	Brewer - 20	Jefferson - 16	13,398
49	1/31	NEW YORK	W 112-91	11-38	Love - 25	Jefferson, Love - 11	13,711
50	2/5	@ Dallas	W 117-108	12-38	Flynn - 19	Love - 11	20,034
51	2/6	MEMPHIS	W 109-102	13-38	Gomes - 26	Jefferson, Love - 7	14,159
52	2/9	@ Philadelphia	L 97-119	13-39	Ellington - 16	Jefferson - 10	11,038
53	2/10	CHARLOTTE	L 92-93	13-40	Jefferson - 19	Jefferson - 10	13,352
54	2/16	@ Detroit	L 85-108	13-41	Love - 22	Love - 15	14,449
55	2/17	@ Washington	L 99-108	13-42	Jefferson - 18	Love - 13	13,143
56	2/19	CHICAGO	L 94-100	13-43	Brewer - 19	Flynn, Wilkins - 7	18,183
57	2/21	OKLAHOMA CITY	L 107-109	13-44	Flynn, Love - 19	Love - 14	14,202
58	2/23	@ Miami	W 91-88	14-44	Love - 17	Love - 12	15,854
59	2/24	@ Atlanta	L 92-98	14-45	Love - 19	Love - 12	15,059
60	2/26	@ Oklahoma City	L 92-109	14-46	Love - 19	Milicic - 9	18,203
61	2/27	PORTLAND	L 91-110	14-47	Jefferson - 19	Jefferson - 11	19,266
62	3/3	@ Dallas	L 109-112	14-48	Brewer - 24	Love - 14	19,511
63	3/6	HOUSTON	L 98-112	14-49	Love - 20	Love - 11	15,587
64	3/8	DALLAS	L 112-125	14-50	Jefferson - 36	Jefferson - 14	14,007
65	3/10	DENVER	L 102-110	14-51	Brewer - 21	Milicic - 12	14,256
66	3/12	SAN ANTONIO	L 85-103	14-52	Ellington - 17	Jefferson - 9	17,009
67	3/14	@ Sacramento	L 100-114	14-53	Jefferson - 22	Jefferson - 10	10,736
68	3/16	@ Phoenix	L 114-152	14-54	Brewer - 21	Jefferson - 8	18,197
69	3/17	@ Utah	L 100-122	14-55	Brewer/	Jefferson - 8	19,851
					Jefferson - 17		
70	3/19	@ L.A. Lakers	L 96-104	14-56	Flynn - 20	Milicic - 12	18,997
71	3/22	TORONTO	L 100-106	14-57	Jefferson - 22	Gomes, Jefferson - 7	14,554
72	3/24	@ Charlotte	L 95-108	14-58	Jefferson - 21	Love - 9	14,457
73	3/26	@ Orlando	L 97-106	14-59	Jefferson - 18	Jefferson - 13	17,461
74	3/28	PHOENIX	L 105-111	14-60	Love - 23	Love - 22	16,668
75	3/31	SACRAMENTO	W 108-99	15-60	Brewer/	Jefferson - 12	15,582
					Jefferson - 19		
76	4/3	MIAMI	L 84-97	15-61	Jefferson/	Love - 11	17,601
					Sessions - 12		
77	4/4	@ Oklahoma City	L 108-116	15-62	Flynn, Gomes - 22	Love - 9	18,203
78	4/7	GOLDEN STATE	L 107-116	15-63	Flynn, Gomes - 19	Love - 18	15,863
79	4/9	L.A. LAKERS	L 88-97	15-64	Flynn - 19	Love - 18	20,200
80	4/11	@ New Orleans	L 86-114	15-65	Gomes - 18	Love - 6	14,931
81	4/12	@ San Antonio	L 111-133	15-66	Pavlovic-16	Love - 9	18,581
82	4/14	DETROIT	L 98-103	15-67	Brewer - 27	Jefferson - 11	15,790



2008-09: 24-58



**BACK ROW (L-R):** Shelden Williams, Mark Madsen, Al Jefferson, Jason Collins, Kevin Love, Corey Brewer, Brian Cardinal

**MIDDLE ROW (L-R):** Strength and Condition Intern Joe Bueckers, Strength and Condition Coach Dave Vitel, Athletic Training Intern Kakeru Nakajima, Physical Therapist Andre Deloya, Sebastian Telfair, Kevin Ollie, Rodney Carney, Mike Miller, Ryan Gomes, Craig Smith, Randy Foye, Bobby Brown, Vice President Team Medical Services Dr. Sheldon Burns, Director of Security Bob Goedderz, Athletic Trainer Gregg Farnam, Video Coordinator Mike Lindahl

**FRONT ROW (L-R):** Director of Player Personnel Zarko Durisic, Assistant General Manager Rob Babcock, Assistant General Manager Fred Hoiberg, General Manager Jim Stack, Chief Executive Officer Rob Moor, Owner Glen Taylor, Head Coach Kevin McHale, Assistant Coach Jerry Sichting, Assistant Coach J.B. Bickerstaff, Assistant Coach Dean Cooper, Assistant Coach Ed Pinckney

PLAYER	G/GS	MIN	FIELD GOALS			3-POINT FG			FREE THROWS			REBOUNDS			AST	PF	STL	BLK	PTS	AVG
			FG	FGA	PCT	FG	FGA	PCT	FT	FTA	PCT	OFF	DEF	TOT						
Jefferson	50/50	1836	485	975	.497	0	4	.000	186	252	.738	172	376	548	79	141	39	83	1156	23.1
Foye	70/61	2494	399	981	.407	111	308	.360	230	272	.846	34	180	214	303	201	72	26	1139	16.3
Gomes	82/76	2614	420	974	.431	106	285	.372	146	181	.807	106	286	392	135	183	63	22	1092	13.3
Love	81/37	2048	316	688	.459	2	19	.105	265	336	.789	274	460	734	84	205	35	50	899	11.1
Smith	74/31	1460	289	514	.562	0	1	.000	168	248	.677	98	186	284	79	184	31	19	746	10.1
Miller	73/47	2356	264	548	.482	85	225	.378	109	149	.732	73	410	483	326	139	30	31	722	9.9
Telfair	75/43	2095	267	697	.383	73	211	.346	131	160	.819	32	95	127	343	184	73	12	738	9.8
McCants	34/2	636	105	292	.360	38	119	.319	60	81	.741	11	52	63	32	63	27	6	308	9.1
Carney	67/6	1199	176	423	.416	79	226	.350	50	66	.758	36	90	126	26	94	45	29	481	7.2
Brewer	15/8	307	37	90	.411	5	12	.417	14	19	.737	18	31	49	25	37	15	3	93	6.2
Brown (TOT)	68/2	931	141	360	.392	45	130	.346	34	43	.791	14	38	52	117	95	21	3	361	5.3
Brown (MIN)	21/1	256	47	113	.416	14	36	.389	8	9	.889	6	10	16	30	21	6	2	116	5.5
Williams (TOT)	45/0	513	70	157	.446	0	2	.000	46	63	.730	49	104	153	12	64	22	18	186	4.1
Williams (MIN)	15/0	207	30	68	.441	0	0	---	14	21	.667	24	51	75	4	28	10	8	74	4.9
Ollie	50/21	850	61	150	.407	0	1	.000	80	96	.833	13	62	75	117	79	19	4	202	4.0
Cardinal	64/4	909	65	169	.385	30	92	.326	30	35	.857	39	103	142	76	135	37	13	190	3.0
Collins	31/22	422	22	70	.314	0	0	---	13	28	.464	28	42	70	11	73	9	13	57	1.8
Madsen	19/1	116	3	14	.214	0	0	---	0	4	.000	10	8	18	4	18	1	1	6	0.3
Booth	1/0	1	0	0	---	0	0	---	0	0	---	1	0	1	0	0	0	0	0	0.0
<b>TIMBERWOLVES</b>	<b>82</b>	<b>19805</b>	<b>2986</b>	<b>6766</b>	<b>.441</b>	<b>543</b>	<b>1539</b>	<b>.353</b>	<b>1504</b>	<b>1957</b>	<b>.769</b>	<b>975</b>	<b>2442</b>	<b>3417</b>	<b>1674</b>	<b>1785</b>	<b>512</b>	<b>322</b>	<b>8019</b>	<b>97.8</b>
<b>OPPONENTS</b>	<b>82</b>	<b>19805</b>	<b>3109</b>	<b>6561</b>	<b>.474</b>	<b>536</b>	<b>1420</b>	<b>.377</b>	<b>1668</b>	<b>2145</b>	<b>.778</b>	<b>813</b>	<b>2539</b>	<b>3352</b>	<b>1765</b>	<b>1642</b>	<b>610</b>	<b>484</b>	<b>8422</b>	<b>102.7</b>





## 2008-09 DAY-BY-DAY

G#	DATE	OPPONENT	WOLVES/OPP	RECORD	HIGH POINTS	HIGH REBOUNDS	ATTENDANCE
1	10/29	SACRAMENTO	W 98-96	1-0	Jefferson - 21	Jefferson - 10	17,820
2	11/1	DALLAS	L 85-95	1-1	McCants - 18	Jefferson - 12	16,893
3	11/2	@ Oklahoma City	L 85-88	1-2	Jefferson - 24	Jefferson - 13	18,163
4	11/5	SAN ANTONIO	L 125-129 (2OT)	1-3	Jefferson - 30	Jefferson - 14	11,112
5	11/7	@ Sacramento	L 109-121	1-4	Love - 20	Jefferson - 9	10,592
6	11/8	@ Portland	L 93-97	1-5	Jefferson - 27	Love - 7	20,599
7	11/11	@ Golden State	L 110-113 (OT)	1-6	Jefferson - 25	Jefferson - 12	17,422
8	11/15	PORTLAND	L 83-88	1-7	Jefferson - 26	Jefferson - 6	12,213
9	11/16	@ Denver	L 84-90	1-8	Jefferson - 20	Jefferson - 14	16,721
10	11/19	PHILADELPHIA	W 102-96	2-8	Jefferson - 25	Miller - 10	10,111
11	11/21	BOSTON	L 78-95	2-9	Jefferson - 21	Smith - 7	19,107
12	11/23	@ Detroit	W 106-80	3-9	Foye - 23	Smith - 9	22,076
13	11/26	PHOENIX	L 102-110	3-10	Jefferson - 28	Jefferson - 17	11,708
14	11/28	@ Oklahoma City	W 105-103	4-10	Smith - 23	Jefferson - 9	18,229
15	11/29	DENVER	L 97-106	4-11	Foye - 25	Jefferson - 13	14,197
16	12/1	@ Charlotte	L 90-100	4-12	Foye - 23	Miller - 10	9,285
17	12/3	@ Orlando	L 89-100	4-13	Jefferson - 19	Love - 12	15,705
18	12/5	@ New Jersey	L 84-113	4-14	Foye - 20	Jefferson - 12	15,364
19	12/6	L.A. CLIPPERS	L 84-107	4-15	Jefferson - 28	Love - 15	10,863
20	12/9	UTAH	L 96-99	4-16	Jefferson - 21	Love - 15	10,475
21	12/10	@ Denver	L 105-116	4-17	Foye, Jefferson - 26	Love - 14	14,007
22	12/12	SAN ANTONIO	L 86-98	4-18	Jefferson - 29	Jefferson - 13	15,336
23	12/14	@ L.A. Lakers	L 86-98	4-19	Jefferson - 20	Jefferson - 13	18,997
24	12/15	@ Sacramento	L 103-118	4-20	Jefferson - 22	Love - 15	10,593
25	12/17	CLEVELAND	L 70-93	4-21	Jefferson - 20	Jefferson - 11	14,899
26	12/20	HOUSTON	L 102-109	4-22	Jefferson - 34	Jefferson - 13	12,115
27	12/23	@ San Antonio	L 93-99	4-23	Jefferson - 28	Foye - 16	17,996
28	12/26	@ New York	W 120-107	5-23	McCants - 23	Jefferson - 15	19,763
29	12/27	ORLANDO	L 94-118	5-24	McCants - 21	Love - 10	17,003
30	12/29	MEMPHIS	W 108-98 (OT)	6-24	Jefferson - 38	Jefferson - 16	12,207
31	12/30	@ Dallas	L 100-107	6-25	Jefferson - 21	Jefferson - 9	20,264
32	1/2	GOLDEN STATE	W 115-108	7-25	Jefferson - 32	Gomes, Jefferson - 10	11,921
33	1/3	@ Chicago	W 102-92	8-25	Foye - 21	Jefferson - 14	20,516
34	1/6	@ Memphis	W 94-87	9-25	Foye - 23	Jefferson - 12	10,156
35	1/7	OKLAHOMA CITY	W 129-87	10-25	Foye - 32	Love - 15	10,272
36	1/10	MILWAUKEE	W 106-104	11-25	Carney - 22	Love - 12	15,007
37	1/13	MIAMI	L 96-99	11-26	Foye - 29	Jefferson - 10	10,856
38	1/16	@ Phoenix	W 105-103	12-26	Jefferson - 22	Love - 14	18,422
39	1/19	@ L.A. Clippers	W 94-86	13-26	Jefferson, Smith - 20	Jefferson - 17	14,399
40	1/20	@ Utah	L 107-112	13-27	Jefferson - 25	Love - 9	19,911
41	1/23	NEW ORLEANS	W 116-108	14-27	Foye, Jefferson - 24	Jefferson - 14	18,224

G#	DATE	OPPONENT	WOLVES/OPP	RECORD	HIGH POINTS	HIGH REBOUNDS	ATTENDANCE
42	1/25	CHICAGO	W 109-108 (OT)	15-27	Jefferson - 39	Love - 15	16,009
43	1/26	@ Milwaukee	W 90-83	16-27	Jefferson - 23	Jefferson, Miller - 10	12,914
44	1/28	DETROIT	L 89-98	16-28	Jefferson - 24	Love - 10	14,232
45	1/30	L.A. LAKERS	L 119-132	16-29	Jefferson - 34	Jefferson - 13	19,111
46	2/1	@ Boston	L 101-109	16-30	Jefferson - 34	Jefferson - 11	18,624
47	2/3	@ Indiana	W 116-111	17-30	Foye - 19	Jefferson - 15	11,015
48	2/4	ATLANTA	L 86-94	17-31	Jefferson - 18	Love - 14	13,745
49	2/7	@ Houston	L 90-107	17-32	Jefferson - 36	Jefferson - 22	16,815
50	2/8	@ New Orleans	L 97-101	17-33	Jefferson - 25	Jefferson - 14	16,046
51	2/10	TORONTO	L 102-110	17-34	Foye - 33	Love - 12	12,722
52	2/17	@ Washington	L 103-111	17-35	Foye - 23	Love - 11	11,623
53	2/18	@ Miami	W 111-104	18-35	Telfair - 30	Cardinal - 10	17,525
54	2/20	INDIANA	L 105-112	18-36	Foye - 36	Love - 12	13,777
55	2/22	L.A. LAKERS	L 108-111	18-37	Gomes, Telfair - 20	Love - 10	19,177
56	2/24	@ Toronto	L 110-118	18-38	Foye - 25	Miller - 12	17,457
57	2/25	UTAH	L 103-120	18-39	Gomes, Love - 24	Love - 15	13,108
58	2/27	PORTLAND	L 82-102	18-40	Miller, Smith - 16	Gomes - 9	17,017
59	3/1	HOUSTON	L 94-105	18-41	Foye - 24	Miller, Smith - 6	13,716
60	3/3	GOLDEN STATE	L 94-118	18-42	Foye - 19	Love - 14	14,780
61	3/6	@ L.A. Lakers	L 90-110	18-43	Gomes - 20	Love - 14	18,997
62	3/7	@ Portland	L 93-95	18-44	Gomes - 28	Collins, Love, Miller - 7	20,535
63	3/9	WASHINGTON	L 99-110	18-45	Gomes, Telfair - 18	Love - 11	13,119
64	3/11	MEMPHIS	W 104-79	19-45	Gomes - 25	Love, Miller - 11	12,443
65	3/13	NEW YORK	L 94-102	19-46	Gomes - 28	Miller - 11	14,311
66	3/14	CHARLOTTE	W 108-100	20-46	Love - 22	Love, Smith - 7	15,276
67	3/17	@ San Antonio	L 86-93	20-47	Love, Telfair - 17	Love - 19	18,797
68	3/18	@ New Orleans	L 93-94	20-48	Love - 23	Love - 11	17,253
69	3/20	@ Houston	L 88-107	20-49	Smith - 19	Love - 12	17,456
70	3/22	OKLAHOMA CITY	L 90-97	20-50	Smith - 19	Miller, Smith - 10	18,561
71	3/23	@ Atlanta	L 97-109	20-51	Foye - 19	Miller - 9	13,425
72	3/25	@ Philadelphia	L 88-96	20-52	Carney - 21	Gomes, Love - 9	16,965
73	3/27	@ Cleveland	L 85-107	20-53	Foye, Love - 18	Love - 6	20,562
74	3/29	NEW JERSEY	W 108-99	21-53	Miller - 22	Love - 11	16,539
75	3/31	DALLAS	L 88-108	21-54	Love - 23	Love - 12	12,111
76	4/3	@ Utah	W 103-102	22-54	Carney, Gomes - 25	Miller - 9	19,911
77	4/5	DENVER	L 87-110	22-55	Telfair - 18	Williams-12	16,839
78	4/7	@ L.A. Clippers	W 87-77	23-55	Gomes - 24	Love - 15	16,757
79	4/8	@ Golden State	W 105-97	24-55	Telfair - 21	Love - 12	18,808
80	4/11	PHOENIX	L 97-110	24-56	Telfair - 21	Miller - 9	18,478
81	4/13	@ Dallas	L 94-96	24-57	Smith - 24	Love - 11	19,900
82	4/15	SACRAMENTO	L 90-97	24-58	Smith - 18	Love - 10	17,333



2007-08: 22-60



**BACK ROW (L-R):** Craig Smith, Chris Richard, Al Jefferson, Michael Doleac, Antoine Walker, Mark Madsen, Corey Brewer

**MIDDLE ROW (L-R):** Physical Therapist Andre Deloya, Assistant Athletic Trainer Anthony Aldridge, Strength and Conditioning Coach Dave Vitel, Athletic Trainer Gregg Farnam, Sebastian Telfair, Randy Foye, Ryan Gomes, Marko Jaric, Kirk Snyder, Rashad McCants, Greg Buckner, Orthopaedic Surgeon Dr. David Fischer, Video Coordinator Mike Lindahl

**FRONT ROW (L-R):** Director of Player Personnel Zarko Durisic, Assistant Coach Ed Pinckney, Assistant General Manager Rob Babcock, Assistant General Manager Fred Hoiberg, General Manager Jim Stack, Chief Executive Officer Rob Moor, Owner Glen Taylor, Vice President of Basketball Operations Kevin McHale, President Chris Wright, Head Coach Randy Wittman, Assistant Coach Jerry Sichting, Assistant Coach Bob Ociepka, Assistant Coach J.B. Bickerstaff

PLAYER	G/GS	MIN	FIELD GOALS			3-POINT FG			FREE THROWS			REBOUNDS			AST	PF	STL	BLK	PTS	AVG
			FG	FGA	PCT	FG	FGA	PCT	FT	FTA	PCT	OFF	DEF	TOT						
Jefferson	82/82	2919	721	1441	.500	0	5	.000	284	394	.721	308	603	911	117	222	74	119	1726	21.0
McCants	75/24	2020	428	944	.453	142	349	.407	116	155	.748	50	156	206	162	234	66	18	1114	14.9
Foye	39/31	1259	198	462	.429	61	148	.412	53	65	.815	13	115	128	164	102	36	3	510	13.1
Gomes	82/74	2434	392	857	.457	59	179	.330	190	229	.830	133	342	475	145	154	65	10	1033	12.6
Smith	77/11	1547	297	528	.563	0	9	.000	133	200	.665	123	230	353	60	217	36	17	727	9.4
Telfair	60/51	1933	223	556	.401	32	114	.281	78	105	.743	16	119	135	355	171	59	11	556	9.3
Jaric	75/56	2189	227	528	.430	46	127	.362	121	163	.742	38	184	222	311	180	97	32	621	8.3
Walker	46/1	892	136	375	.363	61	188	.324	35	66	.530	56	112	168	45	80	33	8	368	8.0
Snyder (TOT)	36/18	761	96	189	.508	5	23	.217	64	88	.727	30	96	126	64	55	20	15	261	7.3
Snyder (MIN)	27/18	680	83	161	.516	3	14	.214	58	77	.753	25	89	114	56	49	19	14	227	8.4
Ratliff	10/6	214	23	45	.511	0	1	.000	17	25	.680	13	26	39	7	30	3	19	63	6.3
Brewer	79/35	1803	182	486	.374	7	36	.194	88	110	.800	82	210	292	111	188	76	25	459	5.8
Green	29/0	358	49	148	.331	15	39	.385	34	41	.829	11	51	62	29	43	8	4	147	5.1
Buckner	31/4	520	45	117	.385	15	50	.300	19	22	.864	10	55	65	39	63	21	2	124	4.0
Doleac	24/8	257	28	63	.444	0	0	---	1	2	.500	16	33	49	7	44	10	10	57	2.4
Richard	52/3	556	41	87	.471	0	0	---	16	27	.593	52	83	135	18	83	10	12	98	1.9
Madsen	20/6	151	3	19	.158	0	0	---	3	12	.250	18	20	38	4	25	3	2	9	0.5
<b>TIMBERWOLVES</b>	<b>82</b>	<b>19730</b>	<b>3076</b>	<b>6817</b>	<b>.451</b>	<b>441</b>	<b>1259</b>	<b>.350</b>	<b>1246</b>	<b>1693</b>	<b>.736</b>	<b>964</b>	<b>2428</b>	<b>3392</b>	<b>1630</b>	<b>1885</b>	<b>616</b>	<b>306</b>	<b>7839</b>	<b>95.6</b>
<b>OPPONENTS</b>	<b>82</b>	<b>19730</b>	<b>3056</b>	<b>6481</b>	<b>.472</b>	<b>541</b>	<b>1516</b>	<b>.357</b>	<b>1742</b>	<b>2266</b>	<b>.769</b>	<b>871</b>	<b>2545</b>	<b>3416</b>	<b>1899</b>	<b>1434</b>	<b>610</b>	<b>468</b>	<b>8395</b>	<b>102.4</b>



## 2007-08 DAY-BY-DAY

G#	DATE	OPPONENT	WOLVES/OPP	RECORD	HIGH POINTS	HIGH REBOUNDS	ATTENDANCE
1	11/2	DENVER	L 91-99	0-1	McCants - 23	Jefferson - 13	19,443
2	11/4	@ New York	L 93-97	0-2	Gomes - 19	Jefferson - 12	19,763
3	11/6	ORLANDO	L 103-111	0-3	Jefferson - 25	Jefferson - 10	12,003
4	11/9	@ L.A. Lakers	L 93-107	0-4	Jefferson - 24	Jefferson - 15	18,997
5	11/10	@ Sacramento	L 93-100	0-5	Jefferson - 17	Jefferson - 12	13,170
6	11/14	SACRAMENTO	W 108-103	1-5	McCants - 33	Jaric - 8	11,656
7	11/16	WASHINGTON	L 89-105	1-6	McCants - 19	Jefferson - 10	11,783
8	11/17	NEW ORLEANS	L 82-100	1-7	Jefferson - 20	Jefferson - 10	15,324
9	11/21	CLEVELAND	L 86-97	1-8	Jefferson - 30	Jefferson - 8	15,224
10	11/23	@ Denver	L 93-99	1-9	Walker - 24	Jefferson - 14	17,097
11	11/24	ATLANTA	L 87-94	1-10	Jefferson - 23	Jefferson - 16	14,101
12	11/26	@ New Orleans	W 103-94	2-10	Jaric - 21	Buckner - 9	8,393
13	11/28	@ Dallas	L 103-109	2-11	Jefferson - 31	Jefferson - 14	20,054
14	11/30	SAN ANTONIO	L 91-106	2-12	Jefferson - 23	Jefferson - 11	16,297
15	12/1	@ Memphis	L 80-109	2-13	McCants - 18	Walker - 9	12,896
16	12/4	L.A. LAKERS	L 95-116	2-14	Telfair - 16	Jefferson - 12	17,513
17	12/6	@ Atlanta	L 89-90	2-15	Smith - 20	Brewer - 18	12,232
18	12/8	PHOENIX	W 100-93	3-15	Jefferson - 32	Jefferson - 20	19,356
19	12/11	@ Washington	L 88-102	3-16	Smith - 36	Brewer - 9	12,177
20	12/12	@ Philadelphia	L 94-98	3-17	Jefferson - 22	Jefferson - 11	10,971
21	12/14	SEATTLE	L 88-99	3-18	Jefferson - 22	Jefferson - 16	16,523
22	12/15	@ Milwaukee	L 92-95	3-19	Smith - 30	Jefferson - 15	15,512
23	12/17	@ Miami	L 87-91	3-20	Jefferson - 22	Jefferson - 20	19,600
24	12/19	GOLDEN STATE	L 98-111	3-21	Jefferson - 24	Jefferson - 14	13,001
25	12/21	INDIANA	W 131-118	4-21	Jefferson - 29	Jefferson - 13	15,379
26	12/22	@ New Orleans	L 76-110	4-22	Gomes - 20	Jefferson - 13	11,257
27	12/26	@ Golden State	L 101-105	4-23	Jefferson - 20	Jefferson - 19	19,596
28	12/28	@ Portland	L 98-109	4-24	Jefferson - 22	Gomes, Jefferson - 7	20,491
29	12/29	@ Seattle	L 90-109	4-25	Jefferson - 17	Jefferson, Richard - 8	14,038
30	12/31	@ L.A. Clippers	L 82-91	4-26	Jefferson - 23	Gomes, Jefferson - 15	14,404
31	1/2	PORTLAND	L 79-90	4-27	Jefferson - 29	Jefferson - 16	13,339
32	1/4	DENVER	L 107-118	4-28	McCants - 34	Jefferson - 15	13,536
33	1/6	DALLAS	L 78-101	4-29	McCants - 21	Jefferson - 11	17,644
34	1/8	MIAMI	W 101-91	5-29	McCants - 27	Jefferson - 10	13,111
35	1/11	@ Houston	L 82-113	5-30	Gomes - 20	Gomes, Jefferson - 6	16,223
36	1/12	@ San Antonio	L 88-105	5-31	Jefferson - 24	Gomes - 9	18,797
37	1/15	GOLDEN STATE	L 98-105	5-32	Walker - 26	Jefferson - 14	10,777
38	1/18	@ Phoenix	L 95-115	5-33	Jefferson - 27	Jefferson - 14	18,422
39	1/19	@ Denver	L 108-111	5-34	McCants - 23	Jefferson - 16	18,196
40	1/21	@ Golden State	W 109-108	6-34	Gomes - 35	Jefferson - 12	19,144
41	1/23	PHOENIX	W 117-107	7-34	Jefferson - 39	Jefferson - 15	15,101
42	1/25	@ Boston	L 86-87	7-35	Telfair - 18	Smith - 10	18,624

G#	DATE	OPPONENT	WOLVES/OPP	RECORD	HIGH POINTS	HIGH REBOUNDS	ATTENDANCE
43	1/27	NEW JERSEY	W 98-95	8-35	Jefferson - 40	Jefferson - 19	11,937
44	1/29	@ Chicago	L 85-96	8-36	Jefferson - 20	Jefferson - 12	21,725
45	1/30	CHICAGO	W 83-67	9-36	Jefferson - 26	Jefferson - 20	10,910
46	2/1	L.A. CLIPPERS	W 104-83	10-36	Jefferson - 25	Jefferson - 11	12,739
47	2/4	HOUSTON	L 86-92	10-37	Jefferson - 33	Jefferson - 16	10,019
48	2/8	BOSTON	L 86-88	10-38	Jefferson - 18	Jefferson - 9	19,511
49	2/10	TORONTO	L 82-105	10-39	Jefferson - 18	Jefferson - 9	13,785
50	2/12	@ New Jersey	L 88-92	10-40	Telfair - 24	Jefferson - 11	14,975
51	2/13	L.A. LAKERS	L 92-117	10-41	Jefferson - 19	Jefferson - 9	13,874
52	2/19	PHILADELPHIA	W 104-88	11-41	McCants - 20	Jefferson - 14	12,981
53	2/21	SAN ANTONIO	L 99-100	11-42	Jefferson - 28	Smith - 6	13,920
54	2/24	DALLAS	L 83-99	11-43	Jefferson - 22	Jefferson - 8	19,429
55	2/26	UTAH	W 111-100	12-43	Jefferson/ McCants - 22	Gomes - 11	15,009
56	2/27	@ Toronto	L 85-107	12-44	Jefferson - 23	Ratliff - 6	18,325
57	2/29	@ Cleveland	L 84-92	12-45	Jefferson - 22	Jefferson - 10	20,562
58	3/2	SEATTLE	L 108-111 (OT)	12-46	Jefferson - 30	Jefferson - 12	11,508
59	3/4	CHARLOTTE	L 89-109	12-47	Jefferson - 18	Jefferson - 11	10,019
60	3/5	@ Utah	L 76-105	12-48	Foye - 18	Jefferson - 10	19,911
61	3/7	@ Sacramento	W 111-103	13-48	McCants - 22	Jefferson - 13	13,990
62	3/8	@ L.A. Clippers	W 99-96	14-48	Jefferson - 30	Jefferson - 12	17,807
63	3/11	PORTLAND	L 96-103	14-49	Jefferson - 20	Jefferson - 10	13,433
64	3/14	@ Seattle	W 121-116	15-49	Gomes - 23	Gomes - 15	14,035
65	3/15	@ Portland	L 96-107	15-50	Jaric - 19	Jefferson - 11	20,079
66	3/17	L.A. CLIPPERS	W 99-90	16-50	Jefferson - 22	Jefferson - 14	10,034
67	3/19	MEMPHIS	W 98-94	17-50	Jefferson - 29	Jefferson - 13	12,666
68	3/21	@ Indiana	L 113-124	17-51	McCants - 22	Jefferson - 9	11,805
69	3/22	NEW YORK	W 114-93	18-51	Gomes - 26	Jefferson - 9	14,789
70	3/26	@ Houston	L 86-97	18-52	Jefferson - 21	Jefferson - 10	18,269
71	3/28	@ San Antonio	L 84-99	18-53	Gomes - 17	Gomes - 10	18,797
72	3/30	UTAH	W 110-103	19-53	Jefferson - 22	Jefferson - 8	19,356
73	4/1	DETROIT	L 90-94	19-54	Jefferson - 26	Gomes, Jefferson - 7	15,119
74	4/2	@ Utah	L 100-117	19-55	Jaric - 18	Jaric, Smith - 5	19,911
75	4/4	@ Phoenix	L 88-117	19-56	Jefferson - 24	Jefferson - 12	18,422
76	4/6	MEMPHIS	L 101-113	19-57	Gomes - 19	Gomes, Jefferson/ Smith - 8	16,764
77	4/8	@ Charlotte	L 119-121	19-58	Jefferson - 40	Jefferson - 10	15,728
78	4/9	NEW ORLEANS	L 90-122	19-59	McCants - 23	Jefferson - 8	17,165
79	4/11	@ Orlando	W 102-101	20-59	Foye - 25	Jefferson - 11	17,519
80	4/12	@ Memphis	W 114-105	21-59	McCants - 23	Gomes - 12	10,281
81	4/15	@ Detroit	L 103-115	21-60	Jefferson - 30	Gomes, Jefferson - 9	22,076
82	4/16	MILWAUKEE	W 110-101 (OT)	22-60	Foye - 32	Jefferson - 11	17,459



2006-07: 32-50



**BACK ROW (L-R):** Ricky Davis, Justin Reed, Kevin Garnett, Mark Blount, Mark Madsen, Craig Smith, Trenton Hassell, Director of International Scouting Zarko Durisic  
**MIDDLE ROW (L-R):** Strength and Conditioning Coach Dave Vitel, Assistant Athletic Trainer Anthony Aldridge, Athletic Trainer Gregg Farnam, Physical Therapist Andre Deloya, Athletic Training Intern Mike Joseph, Marko Jaric, Troy Hudson, Mike James, Rashad McCants, Randy Foye, Bracey Wright, Assistant Coach Brent Haskins, Video Coordinator Mike Lindahl, Orthopaedic Surgeon Dr. David Fischer, Vice President Team Medical Services Dr. Sheldon Burns  
**FRONT ROW (L-R):** Assistant Coach Vince Taylor, Assistant General Manager Rob Babcock, Assistant General Manager Fred Hoiberg, General Manager Jim Stack, Chief Executive Officer Rob Moor, Owner Glen Taylor, Vice President of Basketball Operations Kevin McHale, Head Coach Randy Wittman, Assistant Coach Bob Ociepka, Assistant Coach Rex Kalamian, Assistant Coach Bob Thornton, Assistant Coach Aleksandar Dzikić

PLAYER	G/GS	MIN	FIELD GOALS			3-POINT FG			FREE THROWS			REBOUNDS			AST	PF	STL	BLK	PTS	AVG
			FG	FGA	PCT	FG	FGA	PCT	FT	FTA	PCT	OFF	DEF	TOT						
Garnett	76/76	2995	638	1341	.476	12	56	.214	416	498	.835	183	792	975	313	184	89	126	1704	22.4
Davis	81/81	3021	506	1089	.465	123	310	.397	239	285	.839	54	261	315	385	189	80	23	1374	17.0
Blount	82/81	2544	427	839	.509	9	31	.290	147	195	.754	136	369	505	67	239	43	58	1010	12.3
Foye	82/12	1879	300	691	.434	68	185	.368	164	192	.854	49	169	218	232	184	53	21	832	10.1
James	82/65	2069	297	703	.422	80	215	.372	154	184	.837	25	138	163	297	171	55	7	828	10.1
Smith	82/5	1537	246	463	.531	0	6	.000	116	186	.624	149	267	416	49	223	51	18	608	7.4
Hassell	76/68	2223	217	443	.490	6	25	.240	72	92	.783	83	160	243	203	144	22	26	512	6.7
Hudson	34/6	554	74	195	.379	28	80	.350	26	32	.813	8	40	48	73	23	14	2	202	5.9
Jaric	70/13	1555	136	325	.418	32	85	.376	67	88	.761	54	130	184	145	172	75	16	371	5.3
McCants	37/0	554	62	177	.350	20	75	.267	40	58	.690	14	33	47	38	71	26	7	184	5.0
Wright	19/0	190	24	60	.400	6	20	.300	13	18	.722	7	14	21	15	6	9	1	67	3.5
Reed	41/3	318	40	107	.374	0	0	---	26	30	.867	15	31	46	17	44	5	3	106	2.6
Griffin	13/0	92	7	27	.259	0	1	.000	4	5	.800	7	18	25	4	8	0	7	18	1.4
Madsen	56/0	473	23	43	.535	0	0	---	15	29	.517	35	52	87	10	100	10	10	61	1.1
TIMBERWOLVES	82	20005	2997	6503	.461	384	1089	.353	1499	1892	.792	819	2474	3293	1848	1758	532	325	7877	96.4
OPPONENTS	82	20005	3075	6689	.460	518	1488	.348	1510	1987	.760	957	2438	3395	1782	1679	583	360	8178	99.7





## 2006-07 DAY-BY-DAY

G#	DATE	OPPONENT	WOLVES/OPP	RECORD	HIGH POINTS	HIGH REBOUNDS	ATTENDANCE
1	11/1	SACRAMENTO	W 92-83	1-0	Garnett - 24	Garnett - 12	19,356
2	11/3	@ Denver	W 112-109	2-0	Garnett - 27	Garnett - 15	19,234
3	11/4	@ Portland	L 86-88	2-1	Garnett - 20	Garnett - 10	20,113
4	11/6	@ Sacramento	L 81-93	2-2	James - 23	Blount, Garnett - 10	17,317
5	11/7	@ L.A. Lakers	L 88-95	2-3	Garnett - 26	Garnett - 9	18,997
6	11/11	ORLANDO	L 98-109	2-4	Garnett - 28	Garnett - 11	18,229
7	11/14	PORTLAND	W 101-89	3-4	Davis - 27	Garnett - 13	15,761
8	11/17	@ Cleveland	L 76-92	3-5	Garnett - 14	Garnett - 11	20,562
9	11/18	NO/OKLA. CITY	L 96-99	3-6	Garnett - 22	Garnett - 17	16,151
10	11/22	NEW YORK	W 107-89	4-6	Davis - 21	Garnett - 9	15,991
11	11/24	@ NO/Okla. City	W 86-79	5-6	Davis - 23	Garnett - 16	18,258
12	11/25	L.A. CLIPPERS	W 104-96	6-6	Garnett - 25	Garnett - 10	15,379
13	11/27	@ Dallas	L 87-93	6-7	Garnett - 19	Garnett - 12	19,939
14	11/28	@ Houston	L 75-82	6-8	Garnett - 25	Garnett - 11	12,709
15	12/1	DENVER	L 92-106	6-9	Davis, Garnett - 21	Garnett - 11	14,768
16	12/3	@ Philadelphia	W 95-84	7-9	Davis - 22	Garnett - 14	13,039
17	12/6	HOUSTON	W 90-84	8-9	Garnett - 24	Garnett - 12	15,017
18	12/8	UTAH	W 110-103	9-9	Garnett - 31	Garnett - 14	14,227
19	12/9	@ Chicago	W 91-81	10-9	Garnett - 18	Garnett - 11	22,011
20	12/13	@ San Antonio	L 82-95	10-10	Blount, Garnett - 19	Garnett - 12	18,362
21	12/16	@ Milwaukee	L 104-108	10-11	Garnett - 26	Blount - 10	17,970
22	12/20	L.A. LAKERS	L 94-111	10-12	Davis, Garnett - 22	Garnett - 11	16,788
23	12/22	MILWAUKEE	L 107-113	10-13	James - 28	Garnett - 14	13,334
24	12/23	@ Indiana	W 78-71	11-13	Garnett - 29	Garnett - 19	15,810
25	12/26	CHICAGO	W 100-98	12-13	Garnett - 26	Garnett - 14	16,294
26	12/27	@ Toronto	L 97-100	12-14	Garnett - 24	Garnett - 9	19,800
27	12/29	SEATTLE	W 101-82	13-14	Davis - 24	Garnett - 13	19,356
28	12/30	@ New Jersey	L 92-100	13-15	Davis, Foye - 18	Garnett - 11	18,956
29	1/1	@ Charlotte	W 102-96	14-15	Garnett - 32	Garnett - 14	14,827
30	1/3	SAN ANTONIO	W 103-101 (OT)	15-15	Blount - 28	Garnett - 17	14,185
31	1/5	PHILADELPHIA	W 104-102 (OT)	16-15	Garnett - 25	Garnett - 14	14,577
32	1/7	HOUSTON	W 103-99 (OT)	17-15	Garnett - 26	Garnett - 13	17,059
33	1/10	L.A. CLIPPERS	L 91-92	17-16	Davis - 24	Garnett - 17	14,223
34	1/12	@ Memphis	W 116-110	18-16	Garnett - 28	Garnett - 11	16,119
35	1/13	NEW JERSEY	W 109-98	19-16	Garnett - 32	Garnett - 14	16,220
36	1/15	@ Detroit	W 94-90 (OT)	20-16	Davis - 21	Garnett - 14	22,076
37	1/17	ATLANTA	L 88-105	20-17	Blount - 16	Garnett - 13	11,866
38	1/19	DETROIT	L 98-104 (2OT)	20-18	Blount - 22	Garnett - 19	20,119
39	1/21	@ Phoenix	L 102-131	20-19	Foye - 25	Hassell - 7	18,422
40	1/22	@ Utah	L 91-106	20-20	Davis - 32	Garnett - 11	19,911
41	1/24	@ Portland	L 98-101 (OT)	20-21	Garnett - 31	Garnett - 8	13,266

G#	DATE	OPPONENT	WOLVES/OPP	RECORD	HIGH POINTS	HIGH REBOUNDS	ATTENDANCE
42	1/26	@ Seattle	L 100-102	20-22	Smith - 26	Garnett - 10	16,610
43	1/27	@ L.A. Clippers	W 101-87	21-22	Garnett - 32	Garnett - 9	19,060
44	1/29	PHOENIX	W 121-112	22-22	Garnett - 44	Garnett - 11	16,221
45	1/31	SACRAMENTO	L 98-100	22-23	Davis - 24	Garnett - 10	14,607
46	2/2	@ NO/Okla. City	L 83-90	22-24	Blount - 21	Garnett - 13	18,032
47	2/3	@ Dallas	L 93-94	22-25	Garnett - 25	Garnett - 12	20,467
48	2/5	@ Houston	L 77-105	22-26	Garnett - 18	Garnett - 12	10,761
49	2/7	GOLDEN STATE	W 121-93	23-26	Davis - 26	Garnett - 15	13,212
50	2/9	@ Memphis	L 97-105 (OT)	23-27	Blount - 25	Garnett - 17	25,963
51	2/11	BOSTON	W 109-107	24-27	Davis - 28	Garnett - 11	19,538
52	2/14	DENVER	W 99-94	25-27	Blount - 24	Garnett - 17	15,797
53	2/20	@ Washington	L 100-112	25-28	Garnett - 26	Garnett - 13	16,799
54	2/21	CHARLOTTE	L 95-100	25-29	Garnett - 22	Garnett - 11	16,576
55	2/23	PHOENIX	L 104-116	25-30	Garnett - 28	Garnett - 19	20,196
56	2/25	WASHINGTON	W 98-94	26-30	Davis - 27	Garnett - 17	15,347
57	2/27	DALLAS	L 65-91	26-31	Davis, Garnett - 15	Garnett - 13	13,326
58	3/2	UTAH	L 83-109	26-32	Garnett - 22	Blount, Hassell - 5	14,759
59	3/4	@ Boston	L 117-124 (2OT)	26-33	Davis - 35	Garnett - 13	18,271
60	3/6	L.A. LAKERS	W 117-107 (2OT)	27-33	Davis - 33	Garnett - 17	15,197
61	3/9	@ Miami	L 91-105	27-34	Garnett - 23	Garnett - 11	19,600
62	3/10	@ Atlanta	L 93-99	27-35	Garnett - 32	Garnett, Smith - 10	16,927
63	3/13	INDIANA	W 86-81	28-35	Garnett - 30	Garnett - 9	15,232
64	3/16	@ Golden State	L 86-106	28-36	Foye - 20	Garnett - 13	18,527
65	3/18	@ L.A. Lakers	L 102-109	28-37	Davis - 33	Garnett - 15	18,997
66	3/20	@ Phoenix	L 90-108	28-38	Garnett - 30	Garnett - 16	18,422
67	3/21	@ Sacramento	W 95-89	29-38	Foye - 24	Garnett - 18	17,317
68	3/23	@ Seattle	L 82-85	29-39	Smith - 19	Garnett - 22	16,794
69	3/25	PORTLAND	W 94-93	30-39	Garnett - 22	Garnett - 9	16,273
70	3/27	SEATTLE	L 106-114	30-40	Davis - 21	Garnett - 12	15,120
71	3/28	@ Utah	L 102-108	30-41	Garnett - 25	Garnett - 8	19,911
72	3/30	MIAMI	L 77-92	30-42	Garnett - 22	Garnett - 20	20,056
73	4/1	@ Orlando	W 105-104 (OT)	31-42	Davis - 36	Garnett - 14	17,451
74	4/3	CLEVELAND	L 88-101	31-43	Garnett - 22	Garnett - 12	16,118
75	4/6	@ New York	W 99-94	32-43	Foye - 19	Garnett - 15	19,763
76	4/7	NO/OKLA. CITY	L 94-96	32-44	McCants - 17	Garnett - 12	15,907
77	4/9	TORONTO	L 100-111	32-45	Davis - 28	Garnett - 10	15,561
78	4/11	DALLAS	L 88-105	32-46	Reed - 17	Blount - 10	13,671
79	4/13	SAN ANTONIO	L 91-110	32-47	James - 23	Smith - 9	19,356
80	4/15	@ Golden State	L 108-121	32-48	Davis - 42	Smith - 13	18,223
81	4/16	@ Denver	L 107-122	32-49	Foye, Reed - 19	Foye, Smith - 9	18,080
82	4/18	MEMPHIS	L 94-116	32-50	Foye - 26	Smith - 13	14,977



2005-06: 33-49



**BACK ROW (L-R):** Ricky Davis, Justin Reed, Kevin Garnett, Mark Blount, Eddie Griffin, Mark Madsen, Ronald Dupree  
**MIDDLE ROW (L-R):** Athletic Training Intern Dave Kragness, Athletic Trainer Gregg Farnam, Physical Therapist Andre Deloya, Strength and Conditioning Coach Thomas McKinney, Marko Jaric, Troy Hudson, Trenton Hassell, Rashad McCants, Anthony Carter, Marcus Banks, Assistant Coach Brent Haskins, Basketball Consultant Fred Hoiberg, Orthopaedic Surgeon Dr. David Fischer, Medical Director Dr. Sheldon Burns  
**FRONT ROW (L-R):** Assistant Coach Aleksandar Dzikić, Assistant Coach Vince Taylor, Assistant Coach Bob Thornton, General Manager Jim Stack, Chief Executive Officer Rob Moor, Owner Glen Taylor, Vice President of Basketball Operations Kevin McHale, President Chris Wright, Head Coach Dwane Casey, Assistant Coach Johnny Davis, Assistant Coach Rex Kalamian

PLAYER	FIELD GOALS					3-POINT FG			FREE THROWS			REBOUNDS			AST	PF	STL	BLK	PTS	AVG
	G/GS	MIN	FG	FGA	PCT	FG	FGA	PCT	FT	FTA	PCT	OFF	DEF	TOT						
Garnett	76/76	2957	626	1191	.526	8	30	.267	396	489	.810	214	752	966	308	206	104	107	1656	21.8
Szczerbiak	40/40	1555	292	590	.495	58	143	.406	163	182	.896	36	154	190	112	90	21	15	805	20.1
Davis (TOT)	78/78	3207	584	1304	.448	73	242	.302	275	345	.797	65	286	351	394	190	91	17	1516	19.4
Davis (MIN)	36/36	1460	255	595	.429	33	117	.282	146	181	.807	25	139	164	173	99	42	8	689	19.1
Blount (TOT)	81/55	2240	373	734	.508	0	0	---	168	222	.757	96	269	365	99	254	40	76	914	11.3
Blount (MIN)	42/30	1157	179	354	.506	0	0	---	71	95	.747	60	143	203	33	147	25	40	429	10.2
Banks (TOT)	58/29	1496	219	468	.468	22	63	.349	118	147	.803	23	112	135	220	162	54	11	578	10.0
Banks (MIN)	40/28	1228	186	388	.479	16	44	.364	91	117	.778	19	97	116	188	124	47	11	479	12.0
Hudson	36/0	800	127	333	.381	40	101	.396	48	52	.923	8	36	44	106	55	12	4	342	9.5
Hassell	77/67	2514	286	616	.464	7	23	.304	131	176	.744	82	134	216	203	201	43	29	710	9.2
Wright	7/0	135	21	51	.412	6	17	.353	14	16	.875	3	15	18	5	8	1	0	62	8.9
McCants	79/12	1362	241	535	.450	67	180	.372	78	106	.736	29	114	143	63	176	44	22	627	7.9
Jaric	75/49	2102	226	566	.399	40	133	.301	95	138	.688	60	173	233	293	189	108	21	587	7.8
Olowokandi	32/24	752	87	195	.446	0	0	---	19	39	.487	45	134	179	17	100	19	27	193	6.0
Griffin	70/27	1359	130	370	.351	16	82	.195	44	74	.595	107	282	389	40	125	13	148	320	4.6
Reed (TOT)	72/6	997	119	295	.403	0	1	.000	87	120	.725	53	71	124	41	163	23	15	325	4.5
Reed (MIN)	40/6	706	94	221	.425	0	1	.000	62	80	.775	40	55	95	34	118	18	11	250	6.3
Carter	45/8	589	53	137	.387	4	15	.267	40	55	.727	9	53	62	101	71	24	9	150	3.3
Frahm	25/0	225	24	65	.369	15	48	.313	3	5	.600	3	20	23	15	22	3	2	66	2.6
Dupree	36/0	265	33	63	.524	0	1	.000	14	41	.341	21	28	49	14	44	12	0	80	2.2
Madsen	62/7	676	27	66	.409	0	7	.000	20	47	.426	50	91	141	11	114	23	17	74	1.2
Tskitishvili	5/0	13	1	4	.250	0	0	---	1	2	.500	0	2	2	0	0	0	0	3	0.6
TIMBERWOLVES	82	19855	2888	6340	.456	310	942	.329	1436	1895	.758	811	2422	3233	1716	1889	559	471	7522	91.7
OPPONENTS	82	19855	2852	6474	.441	447	1229	.364	1525	2072	.736	974	2411	3385	1554	1736	539	374	7676	93.6



## 2005-06 DAY-BY-DAY

G#	DATE	OPPONENT	WOLVES/OPP	RECORD	HIGH POINTS	HIGH REBOUNDS	ATTENDANCE
1	11/2	PORTLAND	W 90-86	1-0	Garnett, Frahm - 18	Olowokandi - 8	16,799
2	11/4	@ Seattle	L 102-107 (OT)	1-1	Garnett - 23	Olowokandi - 10	17,072
3	11/5	@ L.A. Clippers	L 99-100 (OT)	1-2	Garnett - 25	Garnett - 15	16,212
4	11/7	L.A. CLIPPERS	W 93-78	2-2	Garnett - 22	Garnett - 11	11,791
5	11/9	L.A. LAKERS	W 88-74	3-2	Garnett - 17	Garnett - 15	15,192
6	11/13	@ Denver	L 91-102	3-3	Szczerbiak - 20	Garnett - 9	16,545
7	11/15	HOUSTON	L 89-94	3-4	Garnett - 25	Olowokandi - 6	14,091
8	11/17	WASHINGTON	W 109-98	4-4	Garnett - 25	Garnett - 13	13,683
9	11/19	CHARLOTTE	W 102-89	5-4	Garnett - 19	Garnett - 11	15,892
10	11/23	@ NO/Okla. City	L 80-84	5-5	Garnett - 24	Garnett - 11	19,163
11	11/25	MILWAUKEE	W 99-91	6-5	Szczerbiak - 30	Garnett - 12	17,422
12	11/26	@ Cleveland	W 89-85	7-5	Garnett - 26	Griffin - 12	20,562
13	11/29	L.A. CLIPPERS	L 84-93	7-6	Garnett - 29	Griffin - 14	13,101
14	12/2	@ L.A. Lakers	W 113-108	8-6	Szczerbiak - 34	Garnett - 8	18,997
15	12/4	@ Sacramento	W 85-77	9-6	Szczerbiak - 18	Garnett - 10	17,317
16	12/5	@ Utah	W 91-77	10-6	Szczerbiak - 26	Griffin - 11	18,218
17	12/7	@ Portland	W 84-74	11-6	Jaric, Szczerbiak - 19	Garnett - 14	12,401
18	12/10	L.A. LAKERS	W 95-82	12-6	Garnett - 30	Griffin - 12	18,739
19	12/12	@ Philadelphia	L 89-90 (OT)	12-7	Szczerbiak - 23	Olowokandi - 10	13,310
20	12/13	SACRAMENTO	L 91-93	12-8	Szczerbiak - 25	Madsen - 10	13,989
21	12/15	SAN ANTONIO	L 88-90	12-9	Garnett - 24	Garnett - 21	17,003
22	12/18	@ Dallas	L 95-102	12-10	Szczerbiak - 28	Garnett - 16	20,134
23	12/21	NO/OKLA. CITY	W 88-69	13-10	Szczerbiak - 21	Olowokandi - 10	14,454
24	12/23	PORTLAND	L 83-91	13-11	Szczerbiak - 26	Garnett - 8	14,875
25	12/26	PHOENIX	L 89-103	13-12	Szczerbiak - 27	Garnett - 19	17,197
26	12/28	SEATTLE	W 108-95	14-12	Szczerbiak - 30	Griffin - 12	17,819
27	12/30	@ Orlando	L 87-107	14-13	Garnett - 29	Garnett - 11	15,683
28	1/1	@ Miami	L 70-97	14-14	Szczerbiak - 19	Garnett - 11	20,274
29	1/4	DALLAS	W 91-78	15-14	Garnett - 23	Garnett - 10	15,702
30	1/6	@ San Antonio	L 77-83	15-15	Garnett - 18	Garnett - 17	18,797
31	1/7	@ Dallas	L 79-83	15-16	Garnett - 26	Garnett - 11	20,151
32	1/10	@ Milwaukee	L 92-95	15-17	Jaric - 21	Garnett - 13	15,417
33	1/11	CHICAGO	W 99-93	16-17	Garnett - 28	Garnett - 14	15,177
34	1/13	DENVER	W 103-89	17-17	Garnett - 31	Garnett - 15	18,417
35	1/16	@ New York	W 96-90	18-17	Garnett/ Szczerbiak - 24	Garnett - 16	18,277
36	1/18	@ Boston	L 96-103	18-18	Garnett - 29	Garnett - 13	15,859
37	1/20	INDIANA	W 90-85	19-18	Szczerbiak - 20	Griffin - 14	18,991
38	1/22	PHILADELPHIA	L 84-86	19-19	Szczerbiak - 18	Garnett - 14	15,893
39	1/24	DETROIT	L 83-107	19-20	Garnett - 21	Garnett - 10	17,232
40	1/25	@ Memphis	L 87-107	19-21	Garnett - 29	Garnett - 9	16,813
41	1/27	@ Houston	W 96-92	20-21	Davis, Garnett - 26	Garnett - 12	14,408

G#	DATE	OPPONENT	WOLVES/OPP	RECORD	HIGH POINTS	HIGH REBOUNDS	ATTENDANCE
42	1/28	@ San Antonio	L 88-102	20-22	Garnett - 23	Garnett - 10	18,797
43	1/30	BOSTON	W 110-85	21-22	Banks - 20	Blount - 10	17,003
44	2/1	@ Detroit	L 74-90	21-23	Hassell, Garnett - 14	Garnett - 12	22,076
45	2/3	@ Portland	L 85-89	21-24	Garnett - 27	Garnett - 15	15,004
46	2/4	@ Golden State	L 77-109	21-25	Davis - 20	Garnett - 11	20,023
47	2/6	@ Phoenix	W 103-101	22-25	Garnett, Banks - 19	Garnett - 12	17,972
48	2/8	CLEVELAND	L 91-97	22-26	Davis - 33	Garnett - 18	17,093
49	2/10	UTAH	L 80-94	22-27	Hassell - 19	Garnett - 18	17,622
50	2/11	NO/OKLA. CITY	L 94-100	22-28	Davis - 23	Garnett - 21	15,933
51	2/13	TORONTO	L 94-98	22-29	Garnett - 23	Garnett - 19	14,911
52	2/15	SEATTLE	W 102-92	23-29	Davis - 25	Garnett - 15	16,083
53	2/21	@ Washington	L 78-90	23-30	Davis - 25	Garnett - 11	14,998
54	2/24	DENVER	L 101-102 (OT)	23-31	Garnett - 23	Garnett - 15	19,356
55	2/26	MEMPHIS	W 105-99	24-31	Davis - 35	Garnett - 10	16,298
56	2/28	@ Chicago	L 100-111	24-32	Garnett - 27	Garnett - 12	19,865
57	3/1	NEW JERSEY	W 100-90	25-32	Garnett - 26	Garnett - 16	15,369
58	3/5	GOLDEN STATE	W 103-90	26-32	Garnett - 23	Garnett - 21	15,797
59	3/7	HOUSTON	L 87-93	26-33	Banks - 26	Garnett - 21	16,588
60	3/8	@ Utah	L 93-96	26-34	Garnett - 26	Garnett - 13	17,490
61	3/10	@ Seattle	L 96-107	26-35	Blount - 23	Garnett - 11	16,713
62	3/11	@ Phoenix	L 102-110	26-36	Garnett - 28	Garnett - 10	18,422
63	3/13	@ L.A. Clippers	L 87-95	26-37	Davis - 20	Garnett - 16	17,258
64	3/15	@ L.A. Lakers	L 89-92	26-38	Banks - 18	Garnett - 14	18,997
65	3/16	@ Golden State	L 97-105	26-39	Davis - 29	Garnett - 17	17,526
66	3/19	SACRAMENTO	W 95-89	27-39	Garnett - 37	Garnett - 10	18,207
67	3/21	MIAMI	W 100-96	28-39	Davis - 26	Garnett - 11	17,927
68	3/23	@ New Jersey	L 82-86	28-40	Garnett - 24	Garnett - 11	15,952
69	3/24	@ Toronto	L 77-97	28-41	Garnett - 15	Garnett - 12	17,493
70	3/26	NEW YORK	W 98-94	29-41	Garnett - 26	Garnett - 15	16,201
71	3/29	ORLANDO	W 103-91	30-41	Garnett - 27	Garnett - 19	15,142
72	3/31	@ Denver	L 94-106	30-42	Garnett - 22	Garnett - 16	19,497
73	4/2	GOLDEN STATE	W 106-104 (OT)	31-42	Banks - 24	Garnett - 13	15,834
74	4/4	@ Charlotte	L 92-97	31-43	Garnett - 24	Garnett - 22	14,214
75	4/5	@ Atlanta	L 99-101	31-44	Davis - 33	Garnett - 15	15,959
76	4/7	UTAH	L 95-103	31-45	Reed - 18	Garnett - 13	16,622
77	4/9	ATLANTA	W 84-83	32-45	McCants - 28	Jaric - 9	15,557
78	4/11	@ Memphis	L 76-92	32-46	Reed - 14	Reed - 8	15,571
79	4/12	@ Houston	W 82-79	33-46	Blount - 16	Griffin, Wright - 6	16,499
80	4/14	@ Indiana	L 77-89	33-47	Griffin - 18	Griffin - 12	18,345
81	4/16	SAN ANTONIO	L 90-103	33-48	Banks - 25	Blount, McCants - 6	15,231
82	4/19	MEMPHIS	L 92-102 (2OT)	33-49	Wright - 19	Griffin - 15	15,934



2004-05: 44-38



**BACK ROW (L-R):** Mark Madsen, John Thomas, Ervin Johnson, Kevin Garnett, Michael Olowokandi, Eddie Griffin, Ndudi Ebi, Wally Szczerbiak  
**MIDDLE ROW (L-R):** Athletic Trainer Gregg Farnam, Physical Therapist Andre Deloya, Strength and Conditioning Coach Thomas McKinney, Anthony Carter, Troy Hudson, Sam Cassell, Latrell Sprewell, Trenton Hassell, Fred Hoiberg, Orthopaedic Surgeon Dr. David Fischer, Medical Director Dr. Sheldon Burns, Video Coordinator Mike Lindahl, Athletic Training Intern Chris Walker  
**FRONT ROW (L-R):** Assistant Coach Don Zierden, Assistant Coach Randy Wittman, General Manager Jim Stack, Chief Executive Officer Rob Moor, Owner Glen Taylor, Vice President of Basketball Operations/Head Coach Kevin McHale, President Chris Wright, Assistant Coach Jerry Sichting, Assistant Coach Sid Lowe

PLAYER	G/GS	MIN	FIELD GOALS			3-POINT FG			FREE THROWS			REBOUNDS			AST	PF	STL	BLK	PTS	AVG
			FG	FGA	PCT	FG	FGA	PCT	FT	FTA	PCT	OFF	DEF	TOT						
Garnett	82/82	3121	683	1360	.502	6	25	.240	445	549	.811	247	861	1108	466	207	121	112	1817	22.2
Szczerbiak	81/37	2558	465	919	.506	63	169	.373	260	304	.855	82	221	303	191	178	40	16	1253	15.5
Cassell	59/38	1522	319	687	.464	27	103	.262	134	155	.865	25	132	157	301	160	36	14	799	13.5
Ebi	2/0	54	11	21	.524	0	1	.000	5	9	.556	6	10	16	1	7	1	1	27	13.5
Sprewell	80/79	2450	398	961	.414	69	211	.327	156	188	.830	65	189	254	179	124	53	21	1021	12.8
Hudson	79/32	1729	266	664	.401	89	258	.345	70	90	.778	19	86	105	283	121	27	6	691	8.7
Griffin	70/0	1492	202	522	.387	67	204	.328	56	78	.718	128	325	453	53	120	23	118	527	7.5
Hassell	82/51	2068	225	475	.474	1	11	.091	90	114	.789	80	139	219	128	200	30	30	541	6.6
Olowokandi	62/34	1215	161	353	.456	0	0	---	46	69	.667	106	218	324	29	193	15	56	368	5.9
Hoiberg	76/0	1272	139	284	.489	70	145	.483	89	102	.873	32	149	181	85	105	50	15	437	5.8
Carter	66/12	742	72	177	.407	2	17	.118	35	51	.686	12	57	69	161	88	35	18	181	2.7
Thomas	44/8	521	42	86	.488	0	0	---	27	46	.587	39	58	97	17	82	15	13	111	2.5
Madsen	41/14	601	34	66	.515	0	0	---	20	40	.500	63	65	128	18	103	7	14	88	2.1
Johnson	46/23	410	28	54	.519	1	1	1.000	16	25	.640	43	70	113	6	86	7	13	73	1.6
TIMBERWOLVES	82	19755	3045	6629	.459	395	1145	.345	1449	1820	.796	947	2580	3527	1918	1774	460	447	7934	96.8
OPPONENTS	82	19755	2967	6777	.438	468	1291	.363	1413	1880	.752	1032	2359	3391	1783	1629	540	323	7815	95.3





## 2004-05 DAY-BY-DAY

G#	DATE	OPPONENT	WOLVES/OPP	RECORD	HIGH POINTS	HIGH REBOUNDS	ATTENDANCE
1	11/3	NEW YORK	W 99-93	1-0	Garnett - 28	Garnett - 20	17,295
2	11/4	@ Denver	L 92-94 (OT)	1-1	Garnett - 25	Garnett - 15	19,099
3	11/6	NEW ORLEANS	W 99-92	2-1	Garnett - 29	Garnett - 15	15,812
4	11/9	INDIANA	L 101-102	2-2	Garnett - 22	Garnett - 10	15,409
5	11/11	@ Houston	W 96-91	3-2	Garnett - 20	Garnett - 17	15,566
6	11/16	MIAMI	W 108-97	4-2	Garnett - 25	Garnett - 21	17,347
7	11/17	@ Detroit	L 85-93	4-3	Garnett, Sprewell - 24	Garnett - 13	22,076
8	11/20	@ New Orleans	W 99-94	5-3	Griffin - 23	Garnett - 12	15,632
9	11/22	@ Dallas	W 83-82	6-3	Garnett - 21	Garnett - 17	19,939
10	11/23	SEATTLE	L 92-103	6-4	Garnett/	Garnett - 14	16,129
					Szczerbiak - 16		
11	11/25	@ Indiana	L 102-106	6-5	Garnett - 23	Garnett - 9	17,149
12	11/26	MEMPHIS	W 115-90	7-5	Garnett - 26	Garnett - 15	17,985
13	11/28	@ Sacramento	W 121-110	8-5	Garnett - 28	Garnett - 16	17,317
14	12/1	@ Golden State	W 107-99	9-5	Cassell - 26	Garnett - 16	15,706
15	12/3	@ Phoenix	W 97-93	10-5	Garnett - 23	Garnett - 19	16,915
16	12/4	@ L.A. Clipper	W 107-100 (OT)	11-5	Cassell - 30	Garnett - 15	17,587
17	12/7	DALLAS	L 87-97	11-6	Garnett - 32	Garnett - 12	16,235
18	12/8	@ Philadelphia	W 119-84	12-6	Griffin - 27	Griffin - 11	16,393
19	12/10	SACRAMENTO	W 113-105	13-6	Garnett - 35	Garnett - 18	19,101
20	12/11	@ Chicago	L 88-99	13-7	Cassell - 17	Garnett - 21	20,782
21	12/14	PORTLAND	W 100-89	14-7	Szczerbiak - 28	Garnett - 19	15,103
22	12/15	@ Toronto	L 90-96	14-8	Garnett - 23	Garnett - 15	16,888
23	12/17	L.A. CLIPPERS	W 113-86	15-8	Szczerbiak - 29	Garnett - 10	18,371
24	12/21	@ Cleveland	L 97-107	15-9	Garnett - 26	Garnett - 13	19,094
25	12/23	@ San Antonio	L 82-96	15-10	Szczerbiak - 22	Olowokandi - 12	18,797
26	12/26	WASHINGTON	W 109-74	16-10	Szczerbiak - 23	Garnett - 12	16,433
27	12/29	@ New York	L 87-100	16-11	Sprewell - 22	Garnett - 13	19,763
28	1/1	MEMPHIS	L 95-104	16-12	Garnett - 30	Garnett - 10	16,577
29	1/4	PHOENIX	L 115-122	16-13	Garnett - 47	Garnett - 17	18,132
30	1/5	@ Charlotte	L 84-102	16-14	Garnett - 23	Garnett - 20	12,037
31	1/7	PHILADELPHIA	W 89-84	17-14	Cassell - 26	Garnett - 18	19,420
32	1/8	@ Washington	L 114-117	17-15	Garnett - 25	Garnett - 19	20,173
33	1/10	L.A. LAKERS	L 96-105	17-16	Garnett - 23	Garnett - 13	18,642
34	1/12	ORLANDO	L 80-87	17-17	Garnett - 19	Garnett - 25	15,532
35	1/14	@ Denver	W 93-83	18-17	Sprewell - 29	Garnett - 10	18,906
36	1/15	PORTLAND	W 92-84	19-17	Sprewell - 25	Griffin - 18	17,439
37	1/17	TORONTO	L 91-100	19-18	Szczerbiak - 25	Garnett - 14	16,632
38	1/19	@ L.A. Lakers	L 90-93	19-19	Garnett - 27	Garnett - 9	18,417
39	1/21	@ Seattle	W 112-107	20-19	Szczerbiak - 34	Garnett - 8	17,072
40	1/22	@ Portland	W 92-83	21-19	Szczerbiak - 18	Garnett - 16	18,432
41	1/24	DETROIT	W 86-83	22-19	Garnett - 22	Griffin - 10	17,439
42	1/26	ATLANTA	W 104-87	23-19	Sprewell - 32	Garnett - 10	15,423

G#	DATE	OPPONENT	WOLVES/OPP	RECORD	HIGH POINTS	HIGH REBOUNDS	ATTENDANCE
43	1/28	UTAH	W 93-91	24-19	Garnett - 25	Garnett - 14	19,553
44	1/30	SACRAMENTO	L 84-94	24-20	Garnett - 21	Garnett - 13	18,722
45	2/1	@ Milwaukee	L 86-91	24-21	Sprewell - 24	Garnett - 13	15,947
46	2/2	PHOENIX	L 79-108	24-22	Szczerbiak - 16	Garnett - 13	17,179
47	2/4	HOUSTON	L 113-119 (OT)	24-23	Cassell - 24	Garnett - 14	19,444
48	2/6	BOSTON	L 100-103	24-24	Garnett/	Garnett - 13	16,174
					Olowokandi - 21		
49	2/8	@ Memphis	L 96-108	24-25	Garnett - 24	Griffin - 9	16,169
50	2/9	DENVER	W 98-92	25-25	Garnett - 24	Garnett - 11	15,442
51	2/11	@ Utah	L 82-100	25-26	Sprewell - 16	Garnett - 8	19,291
52	2/13	CHICAGO	L 83-87	25-27	Sprewell - 26	Garnett - 14	19,420
53	2/15	NEW JERSEY	W 82-71	26-27	Garnett/	Olowokandi - 12	16,299
					Olowokandi - 17		
54	2/17	CLEVELAND	W 94-88	27-27	Szczerbiak - 26	Garnett - 18	18,122
55	2/24	@ L.A. Clippers	L 86-92	27-28	Sprewell - 17	Olowokandi - 11	18,569
56	2/25	@ Seattle	L 88-98	27-29	Garnett - 31	Garnett - 14	17,072
57	2/27	@ Portland	W 91-83	28-29	Sprewell - 27	Garnett - 12	17,068
58	3/2	GOLDEN STATE	L 93-99	28-30	Garnett - 28	Garnett - 13	15,074
59	3/4	MILWAUKEE	W 103-97	29-30	Szczerbiak - 28	Garnett - 10	18,779
60	3/6	@ Boston	W 99-97	30-30	Garnett - 21	Garnett - 13	17,242
61	3/8	CHARLOTTE	W 102-97	31-30	Garnett - 30	Garnett - 15	16,333
62	3/10	@ Miami	L 90-107	31-31	Garnett - 22	Garnett - 19	19,854
63	3/11	@ Orlando	W 101-96	32-31	Garnett - 25	Garnett - 18	16,326
64	3/13	DALLAS	L 93-102	32-32	Garnett - 24	Garnett - 13	19,420
65	3/15	@ Dallas	W 100-91	33-32	Garnett - 25	Garnett - 12	20,434
66	3/16	@ San Antonio	L 73-89	33-33	Sprewell - 21	Garnett - 11	18,797
67	3/18	@ Memphis	L 83-88	33-34	Garnett - 30	Garnett - 19	18,119
68	3/20	HOUSTON	W 94-86	34-34	Garnett - 30	Garnett - 17	18,071
69	3/23	NEW ORLEANS	W 107-102	35-34	Garnett - 24	Garnett - 13	15,877
70	3/26	@ New Jersey	W 96-75	36-34	Cassell - 23	Garnett - 8	17,849
71	3/27	L.A. CLIPPERS	W 89-85	37-34	Garnett - 20	Garnett - 13	14,007
72	3/31	@ L.A. Lakers	W 105-96	38-34	Garnett - 23	Garnett - 12	18,997
73	4/1	@ Phoenix	L 98-107	38-35	Szczerbiak - 18	Garnett, Griffin - 15	18,422
74	4/1	@ Sacramento	W 112-100	39-35	Garnett - 30	Garnett - 13	17,317
75	4/6	UTAH	W 111-86	40-35	Szczerbiak - 20	Garnett - 16	15,022
76	4/8	DENVER	L 104-107	40-36	Cassell - 27	Garnett - 16	19,904
77	4/9	@ Atlanta	L 98-105	40-37	Garnett - 31	Olowokandi - 13	17,583
78	4/13	GOLDEN STATE	W 116-100	41-37	Sprewell - 27	Garnett - 15	15,239
79	4/15	@ Utah	W 100-84	42-37	Garnett - 22	Garnett, Griffin - 9	18,817
80	4/17	SEATTLE	L 94-109	42-38	Sprewell - 20	Garnett, Griffin - 8	17,779
81	4/18	@ New Orleans	W 102-99	43-38	Szczerbiak - 18	Ebi - 8	15,234
82	4/20	SAN ANTONIO	W 95-73	44-38	Hassell - 19	Olowokandi - 14	18,122



## 2003-04: 58-24



**BACK ROW (L-R):** Gary Trent, Mark Madsen, Ervin Johnson, Kevin Garnett, Michael Olowokandi, Oliver Miller, Ndudi Ebi, Wally Szczerbiak

**MIDDLE ROW (L-R):** Athletic Training Intern Eric Sand, Athletic Trainer Gregg Farnam, Strength and Conditioning Coach/Assistant Trainer Joe Sharpe, Physical Therapist Andre Deloya, Troy Hudson, Sam Cassell, Latrell Sprewell, Trenton Hassell, Fred Hoiberg, Medical Director Dr. Sheldon Burns, Orthopaedic Surgeon Dr. David Fischer

**FRONT ROW (L-R):** Assistant Coach Greg Ballard, Special Assistant to the VP of Basketball Operations/General Manager Ed Prohofsky, Assistant Coach Don Zierden, Assistant Coach Randy Wittman, Vice President of Player Personnel Rob Babcock, President Rob Moor, Vice President of Basketball Operations/General Manager Kevin McHale, Head Coach Flip Saunders, Director of Scouting and Player Development/Assistant Coach Jerry Sichting, Assistant Coach Sid Lowe

PLAYER	G/GS	MIN	FIELD GOALS			3-POINT FG			FREE THROWS			REBOUNDS			PF	STL	BLK	PTS	AVG	
			FG	FGA	PCT	FG	FGA	PCT	FT	FTA	PCT	OFF	DEF	TOT						
Garnett	82/82	3231	804	1611	.499	11	43	.256	368	465	.791	245	894	1139	409	120	178	1987	24.2	
Cassell	81/81	2838	620	1270	.488	74	86	.398	289	331	.873	44	227	271	592	102	18	1603	19.8	
Sprewell	82/82	3100	518	1266	.409	99	299	.331	240	295	.814	56	254	310	286	88	21	1375	16.8	
Szczerbiak	28/0	622	106	236	.449	20	46	.435	53	64	.828	24	64	88	33	42	1	285	10.2	
Hudson	29/1	503	80	207	.386	31	77	.403	27	33	.818	4	31	35	70	32	7	218	7.5	
Hoiberg	79/3	1804	178	383	.465	76	172	.442	98	116	.845	21	247	268	109	136	66	530	6.7	
Olowokandi	43/25	925	121	285	.425	0	0	---	36	61	.590	78	167	245	24	137	16	278	6.5	
Trent	68/2	1025	155	328	.473	0	6	.000	69	91	.758	83	133	216	49	129	12	379	5.6	
Hassell	81/74	2264	177	381	.465	4	13	.308	48	61	.787	68	189	257	133	200	36	406	5.0	
Madsen	72/12	1246	101	204	.495	0	6	.000	57	118	.483	134	138	272	28	175	33	259	3.6	
Martin	16/0	172	20	67	.299	6	26	.231	9	9	1.000	2	5	7	23	2	1	55	3.4	
McLeod	33/0	391	27	82	.329	1	10	.100	33	43	.767	5	29	34	59	39	16	88	2.7	
Goldwire	5/0	66	5	14	.357	2	6	.333	1	1	1.000	1	5	6	10	5	3	13	2.6	
Miller	48/1	506	53	100	.530	0	1	.000	15	23	.652	46	84	130	36	91	19	121	2.5	
Johnson	66/47	965	55	103	.534	0	1	.000	17	28	.607	61	171	232	24	156	27	127	1.9	
Lewis	14/0	65	7	20	.350	2	5	.400	0	0	---	1	6	7	2	10	2	16	1.1	
Ebi	17/0	32	6	14	.429	0	0	---	1	4	.250	2	1	3	3	6	0	13	0.8	
TIMBERWOLVES	82	19755	3033	6571	.462	326	897	.363	1361	1743	.781	875	2645	3520	1890	1731	561	462	7753	94.5
OPPONENTS	82	19755	2741	6625	.414	395	1181	.334	1426	1893	.753	1001	2400	3401	1701	1656	547	296	7303	89.1



## 2003-04 DAY-BY-DAY

G#	DATE	OPPONENT	WOLVES/OPP	RECORD	HIGH POINTS	HIGH REBOUNDS	ATTENDANCE
1	10/29	MILWAUKEE	W 95-89	1-0	Garnett - 25	Garnett - 21	17,784
2	10/31	@ New Jersey	L 61-84	1-1	Garnett - 23	Sprewell - 10	17,145
3	11/1	TORONTO	W 73-56	2-1	Garnett - 20	Garnett - 7	15,869
4	11/3	@ Utah	L 88-93	2-2	Cassell - 27	Olowokandi - 8	17,177
5	11/5	SACRAMENTO	L 121-125 (OT)	2-3	Garnett - 28	Garnett - 11	15,889
6	11/7	@ Orlando	W 100-71	3-3	Sprewell - 22	Garnett - 17	16,074
7	11/8	@ Miami	W 88-79	4-3	Garnett - 25	Garnett - 17	14,645
8	11/11	SEATTLE	L 87-89	4-4	Garnett - 26	Garnett - 13	14,107
9	11/13	@ Chicago	W 92-89 (OT)	5-4	Sprewell - 27	Garnett - 17	21,722
10	11/14	UTAH	L 77-85	5-5	Garnett - 23	Garnett - 14	17,182
11	11/18	DENVER	W 89-76	6-5	Garnett - 26	Garnett - 11	15,090
12	11/21	@ Cleveland	W 97-83	7-5	Sprewell - 31	Garnett - 15	19,269
13	11/22	L.A. CLIPPERS	W 103-91	8-5	Garnett - 30	Garnett - 19	16,080
14	11/25	@ Indiana	L 75-98	8-6	Garnett, Cassell - 25	Garnett - 16	14,540
15	11/26	NEW YORK	L 92-97	8-7	Garnett - 25	Garnett - 14	15,901
16	11/28	@ Memphis	W 102-98	9-7	Cassell - 25	Garnett - 18	16,741
17	11/29	@ Dallas	L 88-92	9-8	Garnett - 28	Garnett - 20	20,089
18	12/3	@ Phoenix	W 92-79	10-8	Cassell - 27	Garnett - 12	16,508
19	12/5	@ Sacramento	W 112-109 (OT)	11-8	Sprewell - 37	Garnett - 25	17,317
20	12/7	@ L.A. Clippers	W 96-94	12-8	Sprewell - 27	Garnett - 8	14,370
21	12/9	GOLDEN STATE	L 95-98	12-9	Garnett - 33	Garnett - 14	14,195
22	12/12	@ Washington	W 110-91	13-9	Cassell - 25	Garnett - 16	16,802
23	12/15	@ Boston	W 116-95	14-9	Garnett, Cassell - 27	Garnett - 12	17,234
24	12/16	HOUSTON	W 92-75	15-9	Cassell - 25	Garnett - 13	15,715
25	12/18	DALLAS	W 114-109	16-9	Garnett - 35	Trent - 12	17,794
26	12/20	INDIANA	W 102-80	17-9	Garnett - 28	Garnett - 9	16,624
27	12/23	@ New York	W 98-92	18-9	Cassell, Sprewell - 31	Garnett - 13	19,763
28	12/26	@ Portland	L 92-101	18-10	Garnett - 27	Garnett - 10	17,237
29	12/27	@ Seattle	W 104-86	19-10	Garnett - 28	Garnett - 14	17,072
30	12/30	CHICAGO	W 98-93	20-10	Garnett - 28	Garnett - 15	20,092
31	1/2	ATLANTA	W 93-75	21-10	Garnett - 18	Garnett - 15	17,074
32	1/3	@ Dallas	L 112-119	21-11	Cassell - 34	Garnett - 22	19,936
33	1/6	L.A. LAKERS	W 106-90	22-11	Sprewell - 30	Garnett - 18	20,095
34	1/8	PORTLAND	W 96-75	23-11	Garnett - 26	Garnett - 14	15,599
35	1/10	MIAMI	W 83-77	24-11	Garnett - 28	Garnett - 17	17,026
36	1/13	@ New Orleans	W 94-89	25-11	Sprewell - 26	Garnett - 14	14,701
37	1/14	@ San Antonio	W 100-93	26-11	Cassell - 33	Garnett - 10	17,411
38	1/17	@ Houston	L 76-95	26-12	Cassell - 25	Garnett - 7	18,145
39	1/19	NEW ORLEANS	W 97-90	27-12	Garnett - 29	Garnett - 15	17,117
40	1/21	@ Toronto	W 108-97	28-12	Cassell - 30	Garnett - 11	18,846
41	1/23	DETROIT	W 80-79	29-12	Garnett - 22	Garnett - 17	19,006

G#	DATE	OPPONENT	WOLVES/OPP	RECORD	HIGH POINTS	HIGH REBOUNDS	ATTENDANCE
42	1/25	PHOENIX	W 99-95	30-12	Cassell - 32	Garnett - 17	16,002
43	1/26	@ Denver	W 97-95	31-12	Garnett - 31	Garnett - 13	15,320
44	1/28	@ Golden State	L 90-97	31-13	Sprewell - 27	Garnett - 20	18,112
45	1/30	@ L.A. Lakers	W 97-84	32-13	Sprewell - 35	Garnett - 11	18,997
46	2/1	PHILADELPHIA	W 106-101	33-13	Garnett - 32	Garnett - 13	16,987
47	2/3	ORLANDO	W 113-100	34-13	Garnett - 30	Garnett - 14	14,979
48	2/4	@ Atlanta	L 89-97	34-14	Cassell - 20	Garnett - 12	16,073
49	2/6	CLEVELAND	W 103-92	35-14	Garnett - 35	Garnett - 12	19,212
50	2/8	MEMPHIS	L 98-99	35-15	Cassell - 34	Garnett - 16	19,179
51	2/10	L.A. CLIPPERS	W 96-84	36-15	Garnett - 31	Garnett - 16	15,298
52	2/11	@ Utah	W 77-66	37-15	Cassell - 24	Garnett - 12	19,911
53	2/17	PHOENIX	W 110-95	38-15	Garnett - 32	Garnett - 14	16,181
54	2/19	SACRAMENTO	W 92-75	39-15	Garnett - 22	Garnett - 24	18,667
55	2/20	@ Detroit	W 88-87	40-15	Garnett - 25	Garnett - 13	22,076
56	2/22	SAN ANTONIO	L 92-94	40-16	Garnett - 28	Garnett - 10	20,347
57	2/24	@ Milwaukee	W 108-102	41-16	Cassell - 29	Garnett - 18	18,717
58	2/25	NEW JERSEY	W 81-68	42-16	Hudson - 29	Olowokandi - 11	17,232
59	2/27	GOLDEN STATE	W 91-81	43-16	Garnett - 24	Hoiberg - 11	19,012
60	2/29	@ Philadelphia	L 74-81	43-17	Garnett - 27	Garnett - 13	20,453
61	3/3	DALLAS	W 121-97	44-17	Garnett - 28	Garnett - 19	19,006
62	3/5	HOUSTON	L 109-112	44-18	Garnett - 32	Garnett - 18	20,109
63	3/7	BOSTON	L 77-80	44-19	Garnett - 20	Garnett, Olowokandi - 14	17,661
64	3/9	@ Seattle	W 105-92	45-19	Sprewell - 31	Garnett, Olowokandi - 10	17,072
65	3/10	@ Portland	L 79-92	45-20	Garnett - 20	Cassell - 8	15,456
66	3/12	L.A. LAKERS	W 96-86	46-20	Garnett - 20	Garnett - 13	20,391
67	3/14	PORTLAND	L 83-92	46-21	Cassell, Garnett - 20	Garnett - 14	18,787
68	3/18	@ San Antonio	L 86-106	46-22	Garnett - 28	Garnett - 12	18,797
69	3/19	@ Phoenix	W 93-80	47-22	Szczerbiak - 24	Garnett - 20	18,422
70	3/21	DENVER	W 98-77	48-22	Garnett - 20	Garnett - 13	19,557
71	3/23	SAN ANTONIO	W 86-81	49-22	Garnett - 27	Cassell, Garnett - 10	20,111
72	3/24	@ Denver	L 92-101	49-23	Garnett - 24	Garnett - 14	19,099
73	3/26	@ L.A. Lakers	L 73-90	49-24	Sprewell - 19	Garnett - 16	18,997
74	3/27	@ L.A. Clippers	W 98-82	50-24	Sprewell - 18	Garnett - 15	19,424
75	3/29	@ Houston	W 94-88	51-24	Garnett - 27	Garnett - 11	16,270
76	3/31	SEATTLE	W 90-83	52-24	Garnett, Sprewell - 27	Olowokandi - 11	19,006
77	4/2	WASHINGTON	W 91-73	53-24	Garnett - 22	Olowokandi - 12	19,159
78	4/4	MEMPHIS	W 90-82	54-24	Cassell - 36	Garnett - 22	19,068
79	4/8	@ Sacramento	W 94-86	55-24	Cassell - 29	Garnett - 17	17,317
80	4/9	@ Golden State	W 92-74	56-24	Garnett - 29	Garnett - 15	19,753
81	4/12	UTAH	W 104-90	57-24	Sprewell - 24	Garnett - 17	18,881
82	4/14	@ Memphis	W 107-90	58-24	Garnett - 26	Garnett, Olowokandi - 9	19,351



2002-03: 51-31



**BACK ROW (L-R):** Anthony Peeler, Wally Szczerbiak, Marc Jackson, Kevin Garnett, Loren Woods, Rasho Nesterovic, Joe Smith, Gary Trent  
**MIDDLE ROW (L-R):** Athletic Training Intern James Tousignant, Strength and Conditioning Coach/Assistant Trainer Joe Sharpe, Athletic Trainer Gregg Farnam, Mike Wilks, Rod Strickland, Troy Hudson, Kendall Gill, Felipe Lopez, Igor Rakocevic, Physical Therapist Andre Deloya, Orthopaedic Surgeon Dr. David Fischer, Medical Director Dr. Sheldon Burns  
**FRONT ROW (L-R):** Special Assistant to the VP of Basketball Operations/General Manager Ed Prohofsky, Assistant Coach Don Zierden, Assistant Coach Randy Wittman, Vice President of Player Personnel Rob Babcock, Owner Glen Taylor, Vice President of Basketball Operations/General Manager Kevin McHale, Head Coach Flip Saunders, Director of Scouting and Player Development/Assistant Coach Jerry Sichting, Assistant Coach Greg Ballard

PLAYER	G/GS	MIN	FIELD GOALS			3-POINT FG			FREE THROWS			REBOUNDS			AST	PF	STL	BLK	PTS	AVG
			FG	FGA	PCT	FG	FGA	PCT	FT	FTA	PCT	OFF	DEF	TOT						
Garnett	82/82	3321	743	1481	.502	20	71	.282	377	502	.751	244	858	1102	495	199	113	129	1883	23.0
Szczerbiak	52/42	1836	351	729	.481	61	145	.421	150	173	.867	53	188	241	136	123	44	22	913	17.6
Hudson	79/74	2600	409	956	.428	97	266	.365	208	231	.900	42	141	183	452	160	60	7	1123	14.2
Nesterovic	77/77	2337	400	762	.525	0	2	.000	61	95	.642	146	358	504	114	256	39	116	861	11.2
Gill	82/34	2068	286	677	.422	19	59	.322	123	161	.764	51	197	248	156	176	78	15	714	8.7
Peeler	82/39	2245	252	609	.414	87	212	.410	39	50	.780	40	201	241	244	161	72	13	630	7.7
Smith	54/21	1117	151	328	.460	0	2	.000	102	131	.779	111	159	270	38	171	14	55	404	7.5
Strickland	47/8	956	120	278	.432	1	11	.091	79	107	.738	20	75	95	215	55	46	6	320	6.8
Trent	80/22	1222	208	389	.535	0	2	.000	60	101	.594	106	185	291	77	142	32	23	476	6.0
Jackson	77/0	1041	153	349	.438	1	1	1.000	114	149	.765	86	139	225	37	137	24	30	421	5.5
Wilks (TOT)	46/7	688	50	148	.338	10	35	.286	37	47	.787	20	51	71	92	69	27	4	147	3.2
Wilks (MIN)	31/0	324	21	67	.313	4	18	.222	16	18	.889	11	19	30	50	31	11	3	62	2.0
Slater	26/0	141	27	50	.540	0	0	---	27	45	.600	18	13	31	4	31	6	1	81	3.1
Woods	38/11	353	29	76	.382	1	3	.333	21	27	.778	27	68	95	19	37	10	13	80	2.1
Rakocevic	42/0	244	22	58	.379	5	12	.417	29	36	.806	4	13	17	33	25	4	0	78	1.9
<b>TIMBERWOLVES</b>	<b>82</b>	<b>19805</b>	<b>3172</b>	<b>6809</b>	<b>.466</b>	<b>296</b>	<b>804</b>	<b>.368</b>	<b>1406</b>	<b>1826</b>	<b>.770</b>	<b>959</b>	<b>2614</b>	<b>3573</b>	<b>2070</b>	<b>1704</b>	<b>553</b>	<b>433</b>	<b>8046</b>	<b>98.1</b>
<b>OPPONENTS</b>	<b>82</b>	<b>19805</b>	<b>3005</b>	<b>6873</b>	<b>.437</b>	<b>472</b>	<b>1362</b>	<b>.347</b>	<b>1394</b>	<b>1853</b>	<b>.752</b>	<b>974</b>	<b>2444</b>	<b>3418</b>	<b>1871</b>	<b>1686</b>	<b>571</b>	<b>405</b>	<b>7876</b>	<b>96.0</b>





## 2002-03 DAY-BY-DAY

G#	DATE	OPPONENT	WOLVES/OPP	RECORD	HIGH POINTS	HIGH REBOUNDS	ATTENDANCE	G#	DATE	OPPONENT	WOLVES/OPP	RECORD	HIGH POINTS	HIGH REBOUNDS	ATTENDANCE
1	10/30	DENVER	W 83-77	1-0	Hudson - 23	Garnett - 12	16,113	42	1/22	SEATTLE	W 96-91	24-18	Garnett - 20	Nesterovic - 10	13,273
2	11/1	ORLANDO	W 111-105	2-0	Garnett - 23	Garnett - 14	14,117	43	1/24	L.A. CLIPPERS	W 88-85	25-18	Szczerbiak - 18	Garnett - 14	14,084
3	11/2	@ Indiana	L 80-87	2-1	Gill - 14	Garnett - 10	16,058	44	1/25	@ Washington	W 97-89	26-18	Gill - 19	Garnett - 10	20,173
4	11/4	@ New Jersey	L 82-106	2-2	Garnett - 23	Garnett - 10	14,076	45	1/27	SAN ANTONIO	W 106-95	27-18	Garnett - 34	Garnett - 10	14,306
5	11/5	WASHINGTON	W 90-86	3-2	Gill - 22	Garnett - 16	18,009	46	1/30	@ Dallas	L 109-112	27-19	Hudson, Garnett - 31	Garnett - 17	19,874
6	11/7	MILWAUKEE	W 114-110	4-2	Garnett - 28	Garnett - 24	14,776	47	1/31	@ Houston	L 101-121	27-20	Hudson - 23	Garnett - 7	15,497
7	11/9	BOSTON	L 99-105	4-3	Garnett - 24	Nesterovic - 13	15,349	48	2/2	PHILADELPHIA	W 99-91	28-20	Garnett - 30	Garnett - 17	18,089
8	11/11	@ San Antonio	L 75-91	4-4	Nesterovic - 16	Garnett - 14	15,594	49	2/4	HOUSTON	W 103-89	29-20	Garnett - 23	Garnett - 11	15,333
9	11/13	@ New Orleans	L 98-102	4-5	Garnett/ Strickland - 16	Nesterovic - 12	13,019	50	2/11	DALLAS	W 100-98	30-20	Garnett - 26	Garnett - 12	15,145
10	11/15	@ Memphis	W 99-95	5-5	Garnett - 28	Woods - 10	14,871	51	2/12	@ Cleveland	W 102-91	31-20	Garnett - 26	Garnett - 17	9,190
11	11/16	INDIANA	L 101-107	5-6	Garnett - 27	Garnett - 9	15,176	52	2/14	NEW ORLEANS	W 114-93	32-20	Garnett - 23	Garnett, Trent - 8	16,347
12	11/19	MEMPHIS	W 110-106 (OT)	6-6	Garnett - 34	Garnett - 22	13,332	53	2/16	GOLDEN STATE	W 109-102	33-20	Garnett - 37	Garnett - 22	15,003
13	11/20	@ Atlanta	W 103-93	7-6	Hudson - 20	Garnett - 12	7,812	54	2/17	@ Utah	L 97-109	33-21	Garnett - 34	Garnett - 10	19,370
14	11/23	NEW JERSEY	L 82-96	7-7	Garnett - 19	Garnett - 15	15,474	55	2/19	@ Denver	W 85-77	34-21	Garnett - 25	Garnett - 14	15,109
15	11/24	@ New York	W 106-88	8-7	Garnett - 25	Garnett - 15	18,779	56	2/21	DETROIT	W 103-96	35-21	Garnett - 34	Garnett - 16	14,881
16	11/27	SACRAMENTO	W 90-74	9-7	Garnett - 20	Garnett - 13	17,821	57	2/23	PHOENIX	W 99-97	36-21	Szczerbiak - 30	Garnett - 15	15,771
17	11/29	@ Utah	L 77-95	9-8	Garnett - 21	Garnett - 13	18,644	58	2/24	@ Milwaukee	W 117-114	37-21	Garnett - 34	Garnett, Nesterovic - 12	18,717
18	12/1	@ L.A. Lakers	W 110-107	10-8	Garnett - 23	Garnett - 15	18,997	59	2/26	UTAH	W 92-85	38-21	Garnett - 24	Garnett - 17	14,227
19	12/3	@ Sacramento	L 86-98	10-9	Hudson - 19	Garnett - 16	17,317	60	2/28	CLEVELAND	W 118-95	39-21	Szczerbiak - 25	Garnett - 10	15,279
20	12/5	@ Golden State	W 114-98	11-9	Garnett - 21	Garnett - 15	12,357	61	3/2	NEW YORK	W 99-90	40-21	Szczerbiak - 26	Garnett - 16	15,071
21	12/7	@ L.A. Clipper	L 88-104	11-10	Garnett - 19	Garnett - 14	16,666	62	3/4	@ Seattle	L 83-92	40-22	Garnett - 22	Garnett - 11	16,368
22	12/9	@ Denver	W 92-84	12-10	Hudson - 22	Garnett - 13	12,378	63	3/5	@ Sacramento	L 95-96 (OT)	40-23	Garnett - 27	Garnett - 24	17,317
23	12/12	ATLANTA	W 113-95	13-10	Garnett - 21	Garnett, Gill - 8	13,709	64	3/7	@ L.A. Lakers	L 96-106	40-24	Nesterovic - 19	Garnett, Szczerbiak - 10	18,997
24	12/14	PORTLAND	L 92-98 (OT)	13-11	Garnett - 21	Smith - 11	15,003	65	3/9	@ Phoenix	W 105-98	41-24	Garnett - 29	Garnett - 14	19,023
25	12/17	L.A. LAKERS	W 96-80	14-11	Garnett - 23	Smith - 13	16,447	66	3/10	@ Dallas	W 92-83	42-24	Garnett - 31	Garnett - 18	20,049
26	12/18	@ Philadelphia	L 94-99	14-12	Garnett - 24	Garnett - 16	17,004	67	3/12	SAN ANTONIO	L 99-111	42-25	Hudson - 30	Garnett - 13	15,309
27	12/20	@ Boston	L 99-108	14-13	Garnett - 27	Nesterovic - 13	17,078	68	3/14	L.A. LAKERS	L 99-106	42-26	Garnett - 23	Garnett - 17	20,199
28	12/21	HOUSTON	W 98-86	15-13	Garnett - 27	Trent - 13	16,329	69	3/16	PORTLAND	W 111-95	43-26	Szczerbiak - 20	Jackson - 12	19,006
29	12/27	@ Chicago	W 113-100	16-13	Garnett - 25	Garnett - 15	19,398	70	3/18	MEMPHIS	W 96-80	44-26	Garnett - 29	Garnett - 19	15,355
30	12/28	@ Detroit	L 82-106	16-14	Garnett - 20	Garnett - 13	22,076	71	3/21	@ San Antonio	W 101-94 (OT)	45-26	Garnett - 24	Garnett - 18	18,797
31	12/30	PHOENIX	W 104-98	17-14	Garnett - 22	Garnett - 14	18,347	72	3/25	MIAMI	W 108-91	46-26	Garnett/ Szczerbiak - 26	Jackson - 10	15,237
32	1/4	UTAH	L 97-105	17-15	Garnett - 26	Garnett - 14	16,473	73	3/27	@ Orlando	L 107-110	46-27	Garnett - 26	Garnett - 14	15,033
33	1/7	@ Houston	L 86-94	17-16	Garnett - 25	Garnett - 16	12,212	74	3/28	@ Miami	L 84-111	46-28	Garnett - 17	Garnett - 9	14,522
34	1/8	GOLDEN STATE	W 102-95	18-16	Hudson - 23	Garnett - 14	13,222	75	3/30	DALLAS	L 95-119	46-29	Garnett - 24	Garnett - 11	19,304
35	1/10	SACRAMENTO	W 115-109 (OT)	19-16	Smith - 25	Garnett - 15	16,591	76	4/2	SEATTLE	W 91-86	47-29	Hudson - 31	Garnett - 9	14,117
36	1/12	@ Toronto	L 91-105	19-17	Garnett - 26	Trent - 7	19,800	77	4/5	@ Phoenix	L 94-111	47-30	Garnett - 25	Garnett - 17	18,413
37	1/13	DENVER	W 89-75	20-17	Peeler - 20	Garnett - 15	13,009	78	4/6	@ Portland	W 97-78	48-30	Szczerbiak - 25	Garnett - 14	20,169
38	1/15	@ L.A. Clipper	W 95-64	21-17	Garnett - 21	Nesterovic - 10	15,838	79	4/9	@ Seattle	L 92-100	48-31	Garnett - 29	Garnett - 18	16,039
39	1/17	@ Golden State	L 98-107	21-18	Garnett - 22	Nesterovic - 7	14,374	80	4/11	L.A. CLIPPERS	W 106-90	49-31	Garnett - 24	Garnett - 15	16,107
40	1/18	@ Portland	W 104-98	22-18	Garnett - 31	Garnett - 20	20,484	81	4/13	CHICAGO	W 119-95	50-31	Szczerbiak - 44	Garnett - 19	18,171
41	1/20	TORONTO	W 89-81	23-18	Garnett - 19	Garnett - 15	14,773	82	4/16	@ Memphis	W 95-87	51-31	Garnett - 19	Garnett - 16	15,478



2001-02: 50-32



**BACK ROW (L-R):** Maurice Evans, Marc Jackson, Joe Smith, Rasho Nesterovic, Loren Woods, Kevin Garnett, Gary Trent, Wally Szczerbiak  
**MIDDLE ROW (L-R):** Strength and Conditioning Coach Sol Brandys, Athletic Training Intern Dan Duffy, Anthony Peeler, Terrell Brandon, Robert Pack, Sam Mitchell, Chauncey Billups, William Avery, Physical Therapist Andre Deloya, Orthopaedic Surgeon Dr. David Fischer, Medical Director Dr. Sheldon Burns  
**FRONT ROW (L-R):** Assistant Coach Don Zierden, Assistant Coach Jimmy Williams, Assistant Coach Randy Wittman, Director of Player Personnel Rob Babcock, President Rob Moor, Owner Glen Taylor, Vice President of Basketball Operations Kevin McHale, Head Coach Flip Saunders, Director of Scouting and Player Development/Assistant Coach Jerry Sichting, Assistant Coach Greg Ballard, Special Assistant to the VP of Basketball Operations Ed Prohovsky, Trainer Gregg Farnam

PLAYER	G/GS	MIN	FIELD GOALS			3-POINT FG			FREE THROWS			REBOUNDS			AST	PF	STL	BLK	PTS	AVG
			FG	FGA	PCT	FG	FGA	PCT	FT	FTA	PCT	OFF	DEF	TOT						
Garnett	81-81	3175	659	1401	.470	37	116	.319	359	448	.801	243	738	981	422	184	96	126	1714	21.2
Szczerbiak	82-82	3117	609	1200	.508	87	191	.455	226	272	.831	120	271	391	257	188	66	21	1531	18.7
Billups	82-54	2355	348	823	.423	124	315	.394	207	234	.885	35	191	226	450	169	66	17	1027	12.5
Brandon	32-28	962	155	365	.425	4	23	.174	83	84	.988	17	76	93	264	49	52	6	397	12.4
Smith	72-63	1922	297	581	.511	2	3	.667	171	206	.830	152	301	453	82	250	39	59	767	10.7
Peeler	82-0	2060	288	684	.421	111	283	.392	50	58	.862	37	169	206	177	137	61	11	737	9.0
Nesterovic	82-82	2218	324	657	.493	0	1	.000	39	71	.549	200	334	534	75	262	45	109	687	8.4
Trent	64-10	1140	193	381	.507	0	2	.000	92	144	.639	104	166	270	60	160	21	27	478	7.5
Jackson (TOT)	39-0	495	60	164	.366	0	1	.000	66	80	.825	48	80	128	14	69	11	6	186	4.8
Jackson (MIN)	22-0	326	38	99	.384	0	1	.000	26	32	.813	31	54	85	7	44	6	3	102	4.6
Pack	16-0	252	25	68	.368	1	4	.250	11	15	.733	7	16	23	49	32	13	0	62	3.9
Mitchell	74-10	726	98	227	.432	10	35	.286	38	49	.776	18	64	82	45	79	12	4	244	3.3
Avery	28-0	258	26	90	.289	6	35	.171	13	19	.684	4	20	24	36	17	7	0	71	2.5
Lopez	67-0	581	59	156	.378	14	33	.424	37	55	.673	29	51	80	39	73	18	1	169	2.5
Evans	10-0	45	9	19	.474	0	3	.000	3	4	.750	3	1	4	4	9	0	0	21	2.1
Woods	60-0	516	33	96	.344	0	2	.000	44	60	.733	46	76	122	22	60	17	34	110	1.8
TIMBERWOLVES	82	19805	3175	6887	.461	396	1047	.378	1399	1754	.798	1059	2562	3621	1993	1739	524	427	8145	99.3
OPPONENTS	82	19805	2962	6654	.445	492	1321	.372	1452	1958	.742	912	2326	3238	1855	1676	542	407	7868	96.0



## 2001-02 DAY-BY-DAY

G#	DATE	OPPONENT	WOLVES/OPP	RECORD	HIGH POINTS	HIGH REBOUNDS	ATTENDANCE	G#	DATE	OPPONENT	WOLVES/OPP	RECORD	HIGH POINTS	HIGH REBOUNDS	ATTENDANCE
1	10/30	PHILADELPHIA	W 83-74	1-0	Billups - 22	Smith - 8	18,697	42	1/25	@ Toronto	L 100-107	30-12	Billups - 17	Nesterovic, Woods - 9	19,800
2	11/2	MEMPHIS	W 111-102	2-0	Garnett - 30	Garnett - 14	16,922	43	1/26	ATLANTA	W 103-80	31-12	Garnett - 20	Garnett - 7	19,828
3	11/3	@ Houston	W 90-88	3-0	Garnett - 37	Garnett - 12	10,724	44	1/29	@ Cleveland	L 81-114	31-13	Garnett - 14	Garnett - 11	14,783
4	11/6	NEW YORK	W 104-94	4-0	Szczerbiak - 35	Garnett - 13	16,444	45	1/30	@ Philadelphia	L 91-96	31-14	Szczerbiak - 31	Smith - 13	20,436
5	11/8	CHICAGO	W 127-74	5-0	Smith - 17	Smith - 8	15,719	46	2/1	@ Boston	W 98-95 (OT)	32-14	Garnett, Brandon - 21	Garnett - 15	18,624
6	11/10	@ Milwaukee	W 98-82	6-0	Garnett - 20	Garnett - 15	18,717	47	2/3	SACRAMENTO	L 107-112	32-15	Garnett - 32	Garnett - 12	19,006
7	11/13	CLEVELAND	L 103-107	6-1	Garnett - 28	Garnett - 14	13,605	48	2/4	@ San Antonio	L 83-113	32-16	Trent - 16	Trent - 8	17,809
8	11/16	@ Indiana	W 120-113 (2OT)	7-1	Garnett - 24	Trent - 12	17,097	49	2/6	PORTLAND	W 113-103	33-16	Szczerbiak - 30	Garnett - 12	16,233
9	11/17	ORLANDO	W 103-95	8-1	Garnett, Smith - 21	Garnett - 16	19,479	50	2/13	PHOENIX	W 107-92	34-16	Garnett - 33	Garnett - 13	18,701
10	11/20	@ Miami	W 80-73	9-1	Szczerbiak - 22	Garnett - 16	15,226	51	2/15	DENVER	L 98-99	34-17	Peeler - 24	Garnett - 14	19,669
11	11/21	@ Orlando	L 106-117	9-2	Smith - 26	Garnett - 13	15,014	52	2/17	MIAMI	W 93-80	35-17	Billups - 23	Garnett - 12	19,279
12	11/24	SAN ANTONIO	W 99-94	10-2	Nesterovic - 24	Garnett, Nesterovic - 12	19,006	53	2/19	@ Dallas	W 117-100	36-17	Billups - 36	Smith - 12	20,035
13	11/27	@ Seattle	L 102-112	10-3	Garnett - 22	Smith - 13	11,663	54	2/21	@ Houston	L 83-89	36-18	Garnett - 19	Garnett - 12	12,620
14	11/28	@ L.A. Clippers	L 75-94	10-4	Szczerbiak - 20	Garnett - 15	16,335	55	2/23	@ San Antonio	W 112-88	37-18	Garnett - 30	Garnett, Nesterovic - 11	34,735
15	12/1	@ L.A. Lakers	L 76-102	10-5	Szczerbiak - 19	Garnett - 14	18,997	56	2/25	@ Charlotte	W 97-92	38-18	Szczerbiak - 24	Jackson - 12	11,222
16	12/4	SEATTLE	W 108-83	11-5	Garnett - 21	Garnett - 15	16,182	57	2/27	L.A. LAKERS	W 112-101	39-18	Garnett - 33	Garnett - 15	19,769
17	12/6	@ Memphis	W 105-80	12-5	Brandon - 22	Garnett - 15	12,861	58	3/1	SAN ANTONIO	L 77-85	39-19	Szczerbiak - 21	Garnett - 10	19,799
18	12/8	HOUSTON	W 107-97	13-5	Garnett - 21	Garnett - 9	16,447	59	3/2	@ Utah	W 116-105	40-19	Garnett - 26	Garnett - 11	18,641
19	12/11	GOLDEN STATE	W 107-86	14-5	Szczerbiak - 22	Smith - 12	15,534	60	3/5	@ Seattle	L 83-97	40-20	Peeler - 20	Garnett - 10	17,072
20	12/12	@ Utah	W 98-87	15-5	Garnett - 24	Szczerbiak - 10	17,870	61	3/6	@ Portland	L 78-85	40-21	Garnett - 19	Garnett - 13	19,233
21	12/14	SACRAMENTO	W 114-94	16-5	Garnett - 29	Garnett - 24	17,113	62	3/8	@ Phoenix	L 76-81	40-22	Szczerbiak - 27	Garnett - 18	16,914
22	12/15	@ Dallas	L 117-125	16-6	Szczerbiak - 27	Smith - 13	19,485	63	3/11	L.A. CLIPPERS	L 99-108	40-23	Garnett - 26	Garnett - 11	17,992
23	12/18	DALLAS	L 103-107	16-7	Billups - 23	Trent - 8	17,079	64	3/13	HOUSTON	L 95-96	40-24	Billups - 23	Garnett - 15	18,101
24	12/19	@ New Jersey	L 112-117 (OT)	16-8	Garnett - 29	Garnett - 21	12,810	65	3/15	INDIANA	L 85-98	40-25	Garnett - 24	Garnett - 12	19,143
25	12/21	CHARLOTTE	W 94-89	17-8	Garnett - 20	Garnett - 14	17,237	66	3/17	UTAH	L 89-96	40-26	Szczerbiak - 33	Garnett - 11	18,113
26	12/22	@ Chicago	W 95-74	18-8	Szczerbiak - 19	Smith - 13	19,121	67	3/19	TORONTO	W 112-80	41-26	Garnett - 20	Nesterovic - 12	17,010
27	12/26	@ Denver	W 94-91	19-8	Billups, Garnett - 22	Garnett - 12	14,726	68	3/21	@ Memphis	W 95-93	42-26	Garnett - 25	Garnett - 14	12,314
28	12/28	@ Sacramento	L 111-125	19-9	Szczerbiak - 31	Nesterovic - 10	17,317	69	3/23	PORTLAND	L 99-108	42-27	Garnett - 23	Garnett - 10	19,497
29	12/30	@ Portland	W 95-93	20-9	Garnett/ Szczerbiak - 27	Garnett - 16	18,543	70	3/26	GOLDEN STATE	L 106-115	42-28	Garnett - 31	Garnett - 7	17,202
30	1/2	MILWAUKEE	W 95-77	21-9	Garnett - 22	Garnett - 19	19,497	71	3/28	DALLAS	W 113-111	43-28	Szczerbiak - 26	Garnett - 18	19,668
31	1/4	UTAH	W 93-86	22-9	Szczerbiak - 37	Garnett - 15	19,579	72	3/29	@ New York	W 98-77	44-28	Szczerbiak - 25	Garnett - 15	19,763
32	1/5	@ Atlanta	W 112-96	23-9	Szczerbiak - 23	Garnett - 14	13,826	73	3/31	NEW JERSEY	W 86-85	45-28	Garnett - 23	Garnett - 22	15,221
33	1/7	DETROIT	W 109-93	24-9	Garnett - 23	Garnett - 12	14,427	74	4/3	MEMPHIS	W 92-81	46-28	Billups - 26	Garnett - 17	17,183
34	1/9	SEATTLE	W 111-106	25-9	Garnett - 29	Garnett - 10	16,561	75	4/4	@ Denver	L 87-88	46-29	Garnett - 21	Garnett - 18	15,509
35	1/11	L.A. LAKERS	W 120-102	26-9	Szczerbiak - 34	Billups - 11	19,806	76	4/6	PHOENIX	W 108-104	47-29	Garnett - 32	Garnett - 11	18,716
36	1/12	@ Washington	W 108-100	27-9	Garnett - 31	Nesterovic - 11	20,674	77	4/8	@ Golden State	W 100-93	48-29	Garnett - 22	Garnett - 12	13,261
37	1/15	L.A. CLIPPERS	W 97-83	28-9	Szczerbiak - 21	Garnett - 12	18,101	78	4/9	@ Sacramento	L 103-122	48-30	Szczerbiak - 16	Garnett - 12	17,317
38	1/18	@ Phoenix	L 100-103 (OT)	28-10	Garnett - 32	Garnett - 14	16,860	79	4/11	@ L.A. Lakers	L 83-96	48-31	Garnett - 18	Garnett - 16	18,997
39	1/19	@ Golden State	W 105-102	29-10	Billups, Garnett - 21	Smith - 9	14,283	80	4/13	@ L.A. Clippers	W 101-98	49-31	Garnett - 35	Garnett - 10	19,567
40	1/21	WASHINGTON	W 105-101	30-10	Garnett - 23	Nesterovic - 7	20,320	81	4/15	BOSTON	L 90-93	49-32	Garnett - 20	Garnett - 11	17,009
41	1/23	@ Detroit	L 83-104	30-11	Billups, Garnett - 19	Garnett - 13	14,623	82	4/17	DENVER	W 104-90	50-32	Szczerbiak - 20	Nesterovic - 8	16,779



2000-01: 47-35



**BACK ROW (L-R):** Sam Jacobson, Reggie Slater, Andrae Patterson, LaPhonso Ellis, Kevin Garnett, Rasho Nesterovic, Dean Garrett, Tom Hammonds, Sam Mitchell, Wally Szczerbiak, Felipe Lopez  
**MIDDLE ROW (L-R):** Trainer Gregg Farnam, Athletic Training Intern Jeff Otte, Physical Therapist Andre Deloya, Terrell Brandon, Anthony Peeler, William Avery, Chauncey Billups, Strength and Conditioning Coach Sol Brandys, Orthopaedic Surgeon Dr. David Fischer, Medical Director Dr. Sheldon Burns  
**FRONT ROW (L-R):** Assistant Coach Don Zierden, Assistant Coach Jimmy Williams, Director of Player Personnel Rob Babcock, President Rob Moor, Owner Glen Taylor, Vice President of Basketball Operations Kevin McHale, General Manager/Head Coach Flip Saunders, Director of Scouting and Player Development/Assistant Coach Jerry Sichting, Assistant Coach Greg Ballard, Special Assistant to the VP of Basketball Operations Ed Prohovsky

PLAYER	G/GS	MIN	FIELD GOALS			3-POINT FG			FREE THROWS			REBOUNDS			AST	PF	STL	BLK	PTS	AVG
			FG	FGA	PCT	FG	FGA	PCT	FT	FTA	PCT	OFF	DEF	TOT						
Garnett	81/81	3202	704	1475	.477	19	66	.288	357	467	.764	219	702	921	401	204	111	145	1784	22.0
Brandon	78/78	2821	511	1134	.451	33	91	.363	195	224	.871	60	238	298	583	138	161	21	1250	16.0
Szczerbiak	82/82	2856	469	920	.510	26	77	.338	181	208	.870	133	314	447	260	226	59	33	1145	14.0
Peeler	75/41	2126	308	732	.421	100	256	.391	75	87	.862	44	148	192	192	166	91	18	791	10.5
Ellis	82/5	1948	298	642	.464	7	22	.318	169	214	.790	199	295	494	93	290	67	74	772	9.4
Billups	77/33	1790	248	587	.422	73	194	.376	144	171	.842	32	126	158	260	178	51	11	713	9.3
Lopez (TOT)	70/48	1565	211	478	.441	19	52	.365	109	156	.699	55	179	234	107	156	62	30	550	7.9
Lopez (MIN)	23/10	457	69	152	.454	13	23	.565	19	33	.576	25	49	74	34	46	21	12	170	7.4
Slater	55/16	686	90	175	.514	0	0	---	74	110	.673	78	108	186	26	126	18	9	254	4.6
Nesterovic	73/39	1233	147	319	.461	0	1	.000	34	65	.523	99	187	286	45	189	25	63	328	4.5
Day	31/0	345	44	118	.373	26	69	.377	18	23	.783	10	27	37	28	52	10	7	132	4.3
Mitchell	82/4	983	118	289	.408	9	43	.209	40	55	.727	28	95	123	57	117	26	10	285	3.5
Avery	55/0	463	55	144	.382	16	59	.271	28	36	.778	5	24	29	75	48	13	4	154	2.8
Garrett	70/21	831	75	156	.481	0	0	---	27	39	.692	65	152	217	24	93	26	49	177	2.5
Jacobson	14/0	59	9	18	.500	0	0	---	2	3	.667	3	3	6	4	19	3	0	20	1.4
Hammonds	7/0	30	3	10	.300	0	0	---	1	2	.500	2	2	4	1	8	0	0	7	1.0
TIMBERWOLVES	82	19830	3148	6871	.458	322	901	.357	1364	1737	.785	1002	2470	3472	2083	1900	682	456	7982	97.3
OPPONENTS	82	19830	2977	6588	.452	350	996	.351	1567	2164	.724	967	2505	3472	1834	1655	583	357	7871	96.0





## 2000-01 DAY-BY-DAY

G#	DATE	OPPONENT	WOLVES/OPP	RECORD	HIGH POINTS	HIGH REBOUNDS	ATTENDANCE
1	10/31	@ Houston	W 106-98	1-0	Garnett - 28	Nesterovic - 13	11,327
2	11/2	@ San Antonio	L 91-103	1-1	Garnett - 21	Garrett - 12	14,193
3	11/4	SACRAMENTO	W 99-91	2-1	Garnett - 28	Garnett - 12	19,006
4	11/6	@ Utah	L 92-98	2-2	Brandon - 25	Garnett - 9	19,911
5	11/8	@ Denver	L 107-109 (OT)	2-3	Garnett - 26	Garnett - 16	10,549
6	11/9	PHILADELPHIA	L 82-84	2-4	Garnett - 24	Garnett - 9	16,119
7	11/11	@ Milwaukee	W 103-92	3-4	Billups - 31	Szczerbiak - 12	18,717
8	11/15	GOLDEN STATE	W 92-90	4-4	Garnett - 24	Nesterovic - 11	16,034
9	11/17	SAN ANTONIO	W 99-94 (OT)	5-4	Garnett - 32	Garnett - 12	17,288
10	11/18	@ Atlanta	W 94-84	6-4	Garnett - 25	Garnett - 11	13,036
11	11/22	VANCOUVER	W 101-100	7-4	Garnett - 24	Ellis, Nesterovic - 12	16,783
12	11/24	@ L.A. Lakers	L 108-115	7-5	Brandon - 27	Garnett - 7	18,997
13	11/25	@ Golden State	L 93-114	7-6	Garnett - 22	Garnett - 12	14,268
14	11/28	@ Chicago	W 96-76	8-6	Szczerbiak - 18	Garnett - 12	22,204
15	11/29	DENVER	L 100-107	8-7	Garnett - 25	Garnett - 13	15,227
16	12/1	@ Boston	W 102-98	9-7	Billups - 29	Garnett - 13	14,630
17	12/2	@ New York	L 90-100	9-8	Garnett - 21	Garnett, Szczerbiak - 7	19,763
18	12/5	CHICAGO	W 100-90	10-8	Garnett - 25	Garnett, Ellis - 8	16,170
19	12/7	WASHINGTON	W 105-88	11-8	Brandon, Garnett - 24	Garnett - 7	16,018
20	12/9	L.A. CLIPPERS	W 85-73	12-8	Garnett - 23	Szczerbiak - 12	16,143
21	12/11	@ Philadelphia	W 96-91 (OT)	13-8	Garnett - 23	Garnett - 12	18,707
22	12/12	@ New Jersey	L 94-116	13-9	Garnett - 21	Garnett - 10	11,649
23	12/15	@ Detroit	W 99-90	14-9	Garnett - 26	Garnett - 13	13,744
24	12/16	INDIANA	W 113-110 (OT)	15-9	Garnett - 34	Garnett - 20	17,249
25	12/19	@ Golden State	L 99-120	15-10	Garnett - 29	Garnett - 16	13,367
26	12/20	@ L.A. Clippers	L 96-103	15-11	Garnett - 22	Garnett - 7	15,636
27	12/22	CHARLOTTE	L 74-83	15-12	Garnett - 20	Garrett - 12	16,327
28	12/23	UTAH	L 92-98	15-13	Garnett - 20	Garnett - 9	16,789
29	12/26	TORONTO	W 100-97	16-13	Brandon - 24	Garnett - 9	16,828
30	12/28	ATLANTA	W 88-81	17-13	Peeler - 22	Garnett - 12	16,801
31	12/30	NEW YORK	L 79-88	17-14	Szczerbiak - 22	Garnett - 10	18,322
32	1/1	HOUSTON	W 106-96	18-14	Garnett - 21	Szczerbiak - 10	14,779
33	1/2	@ Washington	L 108-115	18-15	Garnett - 31	Ellis - 10	11,712
34	1/4	SEATTLE	W 105-92	19-15	Peeler - 22	Szczerbiak - 11	16,045
35	1/7	@ Phoenix	W 108-88	20-15	Peeler - 28	Peeler - 10	17,531
36	1/8	@ Sacramento	L 97-100	20-16	Garnett - 26	Szczerbiak - 9	17,317
37	1/10	DALLAS	L 86-106	20-17	Garnett - 26	Garnett - 13	16,274
38	1/12	L.A. CLIPPERS	W 95-89	21-17	Brandon, Garnett - 17	Garnett - 10	16,837
39	1/15	BOSTON	L 102-107	21-18	Garnett - 23	Garnett - 9	17,228
40	1/17	@ Utah	W 89-81	22-18	Garnett - 23	Garnett - 11	18,590
41	1/19	@ Seattle	W 98-93	23-18	Peeler - 24	Garnett - 17	15,515
42	1/21	@ Vancouver	W 96-94	24-18	Brandon, Garnett - 20	Garnett - 9	13,108

G#	DATE	OPPONENT	WOLVES/OPP	RECORD	HIGH POINTS	HIGH REBOUNDS	ATTENDANCE
43	1/23	PHOENIX	W 82-73	25-18	Brandon - 26	Garnett - 13	19,677
44	1/25	ORLANDO	W 109-100	26-18	Ellis - 24	Garnett - 18	17,345
45	1/27	PORTLAND	W 93-80	27-18	Brandon - 22	Garnett - 11	19,367
46	1/29	MILWAUKEE	W 99-96	28-18	Garnett - 29	Garnett - 18	17,171
47	1/31	L.A. LAKERS	W 96-83	29-18	Garnett - 21	Garnett, Ellis - 10	19,006
48	2/1	@ Cleveland	W 90-81	30-18	Brandon - 27	Garnett - 10	13,904
49	2/3	@ Toronto	W 108-105	31-18	Garnett - 30	Garnett - 13	19,800
50	2/7	SACRAMENTO	W 117-88	32-18	Garnett - 40	Garnett - 7	18,274
51	2/13	@ Portland	L 88-109	32-19	Garnett - 20	Garnett - 14	19,987
52	2/14	@ Phoenix	L 96-104	32-20	Garnett, Ellis - 20	Ellis - 13	17,747
53	2/16	SAN ANTONIO	L 85-91	32-21	Garnett - 31	Garnett - 16	18,881
54	2/18	VANCOUVER	L 102-110	32-22	Garnett, Ellis - 16	Garnett - 13	18,693
55	2/21	HOUSTON	L 83-89	32-23	Garnett - 23	Garnett - 15	16,541
56	2/23	GOLDEN STATE	W 122-83	33-23	Brandon - 27	Brandon - 10	19,006
57	2/25	@ Indiana	L 100-110	33-24	Garnett - 23	Garnett - 14	18,345
58	2/28	DETROIT	W 111-100	34-24	Brandon - 23	Garnett - 10	16,273
59	3/2	@ Denver	W 89-71	35-24	Garnett - 24	Garnett - 14	17,844
60	3/4	SEATTLE	W 119-111 (OT)	36-24	Szczerbiak - 27	Garnett - 16	19,006
61	3/6	@ Charlotte	W 95-89	37-24	Garnett - 22	Garnett - 13	12,630
62	3/9	@ Miami	L 79-86	37-25	Szczerbiak - 19	Garnett - 13	16,500
63	3/10	@ Orlando	L 93-105	37-26	Garnett - 21	Garnett - 15	17,248
64	3/12	MIAMI	W 94-77	38-26	Garnett - 24	Garnett - 15	17,882
65	3/14	@ San Antonio	L 100-106 (OT)	38-27	Garnett - 24	Garnett - 13	35,676
66	3/15	@ Dallas	L 83-103	38-28	Garnett - 28	Garnett - 16	17,472
67	3/18	CLEVELAND	W 91-76	39-28	Garnett - 21	Ellis - 12	18,718
68	3/21	DALLAS	W 109-97	40-28	Garnett - 28	Garnett - 15	18,101
69	3/23	DENVER	W 101-90	41-28	Garnett - 30	Garnett - 15	18,777
70	3/25	NEW JERSEY	W 105-91	42-28	Brandon - 34	Garnett - 18	19,006
71	3/28	@ Seattle	L 93-94	42-29	Garnett - 21	Garnett - 9	15,916
72	3/30	@ Sacramento	L 98-110	42-30	Brandon - 20	Lopez - 9	17,317
73	4/1	@ Portland	W 99-95	43-30	Brandon - 30	Garnett - 10	20,580
74	4/4	PORTLAND	W 83-79	44-30	Garnett - 18	Garnett - 18	17,207
75	4/6	PHOENIX	W 101-88	45-30	Garnett - 25	Garnett - 10	18,627
76	4/8	L.A. LAKERS	L 99-104	45-31	Brandon - 23	Garnett - 8	20,099
77	4/10	@ Vancouver	W 104-91	46-31	Szczerbiak - 28	Garnett - 14	10,430
78	4/12	@ L.A. Lakers	L 102-119	46-32	Brandon - 21	Ellis - 10	18,997
79	4/13	@ L.A. Clippers	L 105-111	46-33	Garnett - 23	Garnett - 12	18,964
80	4/15	UTAH	W 107-100	47-33	Garnett/	Slater - 7	17,447
					Szczerbiak - 17		
81	4/17	@ Houston	L 87-114	47-34	Avery/	Garnett - 6	16,285
					Szczerbiak - 16		
82	4/18	@ Dallas	L 100-120	47-35	Billups - 21	Lopez - 10	18,187



1999-2000: 50-32



**BACK ROW (L-R):** Sam Mitchell, Malik Sealy, Joe Smith, Kevin Garnett, Rasho Nesterovic, Dean Garrett, Tom Hammonds, Andrae Patterson, Wally Szczerbiak  
**MIDDLE ROW (L-R):** Strength and Conditioning Coach Sol Brandys, Assistant Trainer Chris Strickland, Assistant Trainer Gregg Farnam, Trainer Chris Palmer, Terrell Brandon, Anthony Peeler, William Avery, Bobby Jackson, Video Coordinator Don Zierden, Medical Director Dr. Sheldon Burns, Orthopaedic Surgeon Dr. David Fischer.  
**FRONT ROW (L-R):** Director of Scouting and Player Development/Assistant Coach Jerry Sichting, Assistant Coach Greg Ballard, Director of Player Personnel Rob Babcock, President Rob Moor, Owner Glen Taylor, Vice President of Basketball Operations Kevin McHale, General Manager/Head Coach Flip Saunders, Assistant Coach Sidney Lowe, Special Assistant to the VP of Basketball Operations Ed Prohofsky

PLAYER	G/GS	MIN	FIELD GOALS			3-POINT FG			FREE THROWS			REBOUNDS			AST	PF	STL	BLK	PTS	AVG
			FG	FGA	PCT	FG	FGA	PCT	FT	FTA	PCT	OFF	DEF	TOT						
Garnett	81/81	3243	759	1526	.497	30	81	.370	309	404	.785	223	733	956	401	205	120	126	1857	22.9
Brandon	71/71	2587	486	1042	.466	53	132	.402	187	208	.899	44	194	238	629	158	134	30	1212	17.1
Szczerbiak	73/53	2171	342	669	.511	28	78	.359	133	161	.826	89	183	272	201	175	58	23	845	11.6
Sealy	82/61	2392	371	780	.476	10	35	.286	177	218	.812	119	233	352	197	197	76	19	929	11.3
Smith	78/9	1975	289	623	.464	1	1	1.000	195	258	.756	186	298	484	88	302	45	85	774	9.9
Peeler	82/22	2073	316	725	.436	85	255	.333	87	109	.798	58	174	232	195	171	62	10	804	9.8
Mitchell	66/24	1227	168	376	.447	10	23	.435	81	92	.880	28	110	138	111	116	27	14	427	6.5
Nesterovic	82/55	1723	206	433	.476	0	2	.000	59	103	.573	135	244	379	93	262	21	85	471	5.7
Jackson	73/10	1034	140	346	.405	13	46	.283	76	98	.776	50	103	153	172	114	48	7	369	5.1
Avery	59/1	484	56	181	.309	18	63	.286	24	36	.667	8	32	40	88	60	14	2	154	2.6
Hammonds	56/0	372	42	97	.433	0	0	----	33	56	.589	34	67	101	10	55	8	3	117	2.1
Garrett	56/23	604	48	108	.44	0	0	----	18	26	.692	41	99	140	19	94	8	40	114	2.0
Patterson	5/0	20	3	4	.750	0	0	----	0	0	----	1	1	2	1	4	1	0	6	1.2
TIMBERWOLVES	82	19905	3226	6910	.467	248	716	.346	1379	1769	.780	1016	2471	3487	2205	1913	622	444	8079	98.5
OPPONENTS	82	19905	2924	6576	.445	380	1066	.356	1644	2185	.752	916	2440	3356	1737	1685	591	344	7872	96.0



## 1999-2000 DAY-BY-DAY

G#	DATE	OPPONENT	WOLVES/OPP	RECORD	HIGH POINTS	HIGH REBOUNDS	ATTENDANCE
1	11/5	@ Sacramento	L 95-100	0-1	Garnett - 34	Garnett - 17	32,623
2	11/6	SACRAMENTO	W 114-101	1-1	Garnett - 31	Garnett - 12	34,013
3	11/11	NEW YORK	W 93-90	2-1	Garnett - 35	Garnett - 14	18,397
4	11/13	PHOENIX	W 111-100	3-1	Nesterovic - 23	Garnett - 12	20,003
5	11/17	L.A. CLIPPERS	L 85-89	3-2	Garnett - 23	Garnett - 20	13,677
6	11/19	UTAH	W 89-84	4-2	Garnett - 29	Garnett - 11	17,517
7	11/21	@ Vancouver	W 105-81	5-2	Szczerbiak - 19	Garnett - 14	12,493
8	11/22	@ Utah	L 93-108	5-3	Brandon - 21	Garnett - 7	19,725
9	11/24	PORTLAND	L 81-88	5-4	Szczerbiak - 26	Garnett - 19	16,219
10	11/26	@ Denver	L 105-114	5-5	Smith - 18	Nesterovic - 9	18,506
11	11/27	VANCOUVER	W 113-82	6-5	Garnett - 20	Jackson - 7	16,881
12	11/30	DENVER	W 109-92	7-5	Smith - 26	Smith - 9	13,117
13	12/2	ORLANDO	L 93-103	7-6	Smith - 18	Smith - 13	13,228
14	12/4	DALLAS	L 84-103	7-7	Garnett - 20	Smith - 17	16,671
15	12/8	@ Seattle	L 94-110	7-8	Garnett - 22	Garnett - 12	13,180
16	12/9	@ Portland	L 86-90	7-9	Garnett - 26	Garnett - 7	19,980
17	12/11	GOLDEN STATE	L 76-104	7-10	Nesterovic - 23	Nesterovic - 13	17,739
18	12/14	@ Atlanta	L 94-105	7-11	Garnett - 22	Garnett - 15	14,070
19	12/15	@ Charlotte	L 98-103	7-12	Sealy - 27	Garnett - 20	16,303
20	12/17	L.A. LAKERS	L 88-97	7-13	Garnett - 28	Garnett - 21	19,354
21	12/18	@ Dallas	W 108-104	8-13	Garnett - 27	Garnett - 14	13,702
22	12/20	@ Cleveland	W 100-94	9-13	Garnett - 24	Garnett - 18	13,911
23	12/22	@ Chicago	W 106-86	10-13	Garnett - 22	Garnett - 13	22,102
24	12/23	SEATTLE	W 109-102	11-13	Brandon - 30	Garnett - 14	16,773
25	12/27	@ Orlando	W 107-105	12-13	Garnett - 26	Garnett - 23	14,703
26	12/28	@ Miami	L 78-89	12-14	Garnett - 16	Garnett - 9	15,200
27	12/30	CHICAGO	W 94-76	13-14	Garnett - 22	Garnett - 11	19,623
28	1/4	SAN ANTONIO	W 91-88	14-14	Sealy - 22	Garnett - 11	15,179
29	1/6	PORTLAND	W 98-96	15-14	Garnett, Sealy - 27	Brandon - 8	15,223
30	1/8	@ Detroit	W 110-105	16-14	Brandon - 28	Garnett - 14	20,529
31	1/9	@ Philadelphia	W 123-112	17-14	Brandon - 27	Brandon - 10	20,232
32	1/11	MIAMI	L 106-116	17-15	Garnett - 35	Garnett - 9	15,121
33	1/13	BOSTON	W 103-85	18-15	Brandon - 20	Garnett - 10	14,659
34	1/15	L.A. LAKERS	L 91-104	18-16	Garnett - 22	Garnett - 10	19,767
35	1/17	INDIANA	W 101-100	19-16	Garnett - 37	Garnett - 13	16,731
36	1/19	@ Utah	W 91-88	20-16	Garnett - 31	Garnett - 10	19,678
37	1/21	@ L.A. Clippers	W 95-89	21-16	Mitchell - 20	Sealy - 8	12,853
38	1/23	@ Golden State	W 99-81	22-16	Garnett - 22	Garnett - 15	11,569
39	1/25	@ Houston	W 92-84	23-16	Garnett - 27	Garnett - 12	15,094
40	1/27	@ San Antonio	L 80-92	23-17	Garnett - 26	Garnett - 8	15,911
41	1/29	UTAH	W 96-94	24-17	Garnett - 29	Garnett - 13	19,006
42	1/31	SACRAMENTO	W 105-90	25-17	Garnett - 31	Garnett - 12	18,046
43	2/2	@ Washington	L 93-103	25-18	Garnett - 22	Garnett - 11	14,005
44	2/4	HOUSTON	W 102-85	26-18	Garnett - 23	Garnett - 18	18,223

G#	DATE	OPPONENT	WOLVES/OPP	RECORD	HIGH POINTS	HIGH REBOUNDS	ATTENDANCE
45	2/5	@ Denver	W 105-97 (OT)	27-18	Garnett - 30	Garnett - 14	19,099
46	2/9	@ L.A. Lakers	L 81-114	27-19	Garnett - 29	Garnett - 6	18,843
47	2/10	@ Phoenix	L 85-101	27-20	Mitchell - 16	Garnett - 13	19,023
48	2/15	DENVER	L 104-107 (OT)	27-21	Garnett - 24	Garnett - 11	14,117
49	2/16	@ New York	L 89-93	27-22	Garnett - 23	Garnett - 13	19,763
50	2/18	VANCOUVER	W 103-91	28-22	Brandon - 21	Garnett - 10	17,101
51	2/20	NEW JERSEY	L 89-91	28-23	Garnett - 27	Garnett - 18	19,449
52	2/22	GOLDEN STATE	W 112-89	29-23	Brandon/ Szczerbiak - 21	Garnett - 14	13,992
53	2/24	L.A. CLIPPERS	W 116-91	30-23	Smith - 18	Garnett, Smith Szczerbiak - 8	13,089
54	2/25	@ Toronto	W 107-85	31-23	Garnett - 28	Garnett - 12	19,800
55	2/27	SAN ANTONIO	W 102-98	32-23	Garnett - 29	Garnett - 16	19,654
56	2/29	CHARLOTTE	L 87-92	32-24	Garnett - 21	Garnett - 9	15,922
57	3/2	@ San Antonio	W 108-102	33-24	Garnett - 23	Garnett - 13	16,320
58	3/4	@ Milwaukee	W 91-84	34-24	Brandon - 22	Smith - 13	17,632
59	3/5	SEATTLE	W 105-100 (OT)	35-24	Garnett - 21	Garnett - 13	15,006
60	3/7	WASHINGTON	L 86-90	35-25	Garnett/ Szczerbiak - 26	Garnett - 13	14,227
61	3/9	@ Dallas	W 100-79	36-25	Garnett - 22	Garnett - 13	13,435
62	3/11	@ Houston	W 100-86	37-25	Brandon - 24	Garnett - 15	16,285
63	3/14	@ Phoenix	L 100-107	37-26	Brandon - 18	Garnett - 11	19,023
64	3/16	@ Portland	W 96-92	38-26	Brandon - 25	Garnett - 12	20,060
65	3/19	MILWAUKEE	W 109-82	39-26	Brandon - 28	Garnett - 8	15,551
66	3/21	CLEVELAND	W 111-107 (OT)	40-26	Garnett - 29	Garnett - 14	13,404
67	3/22	@ Boston	W 109-106	41-26	Garnett - 40	Garnett, Sealy - 8	16,606
68	3/24	@ New Jersey	W 116-115 (OT)	42-26	Garnett - 38	Garnett, Sealy/ Szczerbiak - 8	17,655
69	3/26	TORONTO	W 106-101 (OT)	43-26	Garnett - 34	Garnett - 10	19,902
70	3/28	PHILADELPHIA	L 100-102	43-27	Garnett - 31	Smith - 12	16,991
71	3/30	HOUSTON	W 122-90	44-27	Garnett - 25	Smith - 10	15,009
72	3/31	@ Indiana	L 85-109	44-28	Brandon - 24	Garnett - 12	18,345
73	4/2	PHOENIX	L 86-87	44-29	Sealy - 19	Garnett - 13	19,006
74	4/4	ATLANTA	W 86-76 (OT)	45-29	Garnett, Smith - 18	Garnett - 14	13,233
75	4/6	@ L.A. Clippers	W 112-90	46-29	Garnett - 28	Nesterovic - 13	15,317
76	4/7	@ Sacramento	W 95-92	47-29	Brandon - 30	Garnett - 14	17,317
77	4/10	DETROIT	W 102-100	48-29	Garnett - 25	Garnett - 9	15,374
78	4/12	@ Seattle	L 83-110	48-30	Garnett - 18	Smith - 10	14,178
79	4/14	@ Vancouver	W 104-94 (2OT)	49-30	Garnett, Brandon/ Szczerbiak - 20	Garnett, Smith - 12	17,748
80	4/16	@ L.A. Lakers	L 95-101	49-31	Brandon - 18	Garnett - 15	18,912
81	4/17	@ Golden State	W 101-96	50-31	Brandon - 21	Nesterovic, Smith - 11	11,362
82	4/19	DALLAS	L 107-113	50-32	Peeler - 22	Jackson, Smith - 8	16,818



1998-99: 25-25



**BACK ROW (L-R):** Trainer Chris Palmer, Tom Hammonds, Dean Garrett, Trevor Winter, Kevin Garnett, Joe Smith, Bill Curley, Andrae Patterson, Medical Director Dr. Sheldon Burns  
**MIDDLE ROW (L-R):** Assistant Trainer Gregg Farnam, Bobby Jackson, Anthony Peeler, Dennis Scott, Sam Mitchell, Malik Sealy, Reggie Jordan, James Robinson, Terrell Brandon, Orthopaedic Surgeon Dr. David Fischer  
**FRONT ROW (L-R):** Strength and Conditioning Coach Sol Brandys, Director of Player Personnel Rob Babcock, Assistant Coach Greg Ballard, Assistant Coach Randy Wittman, Vice President of Basketball Operations Kevin McHale, Owner Glen Taylor, General Manager/Head Coach Flip Saunders, President Rob Moor, Director of Scouting and Player Development/Assistant Coach Jerry Sichting, Special Assistant to the VP of Basketball Operations Ed Prohofsky

PLAYER	G/GS	MIN	FIELD GOALS			3-POINT FG			FREE THROWS			REBOUNDS			AST	PF	STL	BLK	PTS	AVG
			FG	FGA	PCT	FG	FGA	PCT	FT	FTA	PCT	OFF	DEF	TOT						
Garnett	47/47	1780	414	900	.460	4	14	.286	145	206	.760	166	323	489	202	152	78	83	977	20.8
Marbury	18/18	661	124	304	.408	8	39	.205	63	87	.724	17	45	62	167	44	29	5	319	17.7
Brandon (TOT)	36/34	1217	212	507	.418	12	47	.255	65	78	.833	27	107	134	309	82	63	10	501	13.9
Brandon (MIN)	21/20	712	127	299	.425	5	19	.263	39	47	.830	16	65	81	205	57	39	7	298	14.2
Smith	43/42	1418	223	522	.427	0	3	.00	142	188	.755	154	200	354	68	147	32	66	588	13.7
Mitchell	50/20	1344	213	522	.408	9	38	.237	126	165	.764	55	127	182	98	111	35	16	561	11.2
Peeler	28/28	810	103	272	.379	34	114	.298	30	41	.732	30	54	84	78	60	35	6	270	9.6
Sealy	31/7	731	95	231	.411	6	23	.261	55	61	.902	23	69	92	36	68	30	5	251	8.1
Jackson	50/12	941	141	348	.405	10	27	.370	61	79	.772	43	92	135	167	75	39	3	353	7.1
Scott (TOT)	36/9	738	87	213	.408	37	97	.381	23	31	.742	8	50	58	40	49	15	3	234	6.5
Scott (MIN)	21/9	532	70	157	.446	29	68	.426	22	27	.815	5	33	38	32	32	12	2	191	9.1
Robinson (TOT)	31/0	506	67	185	.362	21	74	.284	28	41	.683	18	44	62	56	60	22	8	183	5.9
Robinson (MIN)	17/0	226	28	87	.322	13	44	.295	8	14	.571	8	27	35	38	31	8	5	77	4.5
Garrett	49/37	1054	116	231	.502	0	0	----	38	51	.745	99	158	257	28	113	30	45	270	5.5
Hammonds	49/0	716	82	179	.458	0	0	----	48	75	.640	54	82	136	20	88	8	7	212	4.3
Nesterovic	2/0	30	3	12	.250	0	0	----	2	2	1.000	3	5	8	1	5	0	0	8	4.0
Patterson	35/0	284	43	97	.443	0	5	.000	28	36	.778	30	35	65	15	62	19	7	114	3.3
Curley	35/7	372	29	72	.403	1	5	.200	19	22	.864	20	31	51	14	83	17	9	78	2.2
Evans (TOT)	16/0	145	13	44	.295	4	13	.308	4	4	1.000	6	13	19	15	8	5	3	34	2.1
Evans (MIN)	5/0	24	2	10	.200	0	2	.000	0	0	----	2	0	2	1	1	2	0	4	0.8
Carr	11/2	81	9	26	.346	3	9	.333	2	4	.500	0	12	12	7	9	1	1	23	2.1
Jordan	27/1	296	15	54	.278	0	0	----	21	38	.553	27	32	59	41	38	12	5	51	1.9
Grant	4/0	8	1	4	.250	0	0	----	0	0	----	1	0	1	0	4	0	0	2	0.5
Winter	1/0	5	0	0	---	0	0	----	0	0	----	1	2	3	0	5	0	0	0	0.0
TIMBERWOLVES	50	12025	1838	4327	.425	122	410	.298	849	1143	.743	754	1392	2146	1218	1185	426	272	4647	92.9
OPPONENTS	50	12025	1680	3823	.439	213	654	.326	1055	1470	.718	591	1563	2154	1114	1017	363	262	4628	92.6





## 1998-99 DAY-BY-DAY

G#	DATE	OPPONENT	WOLVES/OPP	RECORD	HIGH POINTS	HIGH REBOUNDS	ATTENDANCE	G#	DATE	OPPONENT	WOLVES/OPP	RECORD	HIGH POINTS	HIGH REBOUNDS	ATTENDANCE
1	2/5	@ Denver	W 110-92	1-0	Smith - 23	Garrett - 7	17,171	26	3/21	L.A. CLIPPERS	L 85-100	14-12	Garnett - 27	Garnett, Smith - 8	15,371
2	2/6	@ San Antonio	L 82-96	1-1	Garnett - 19	Garnett - 16	21,319	27	3/24	@ Boston	W 87-68	15-12	Garnett, Scott - 22	Garnett - 14	18,128
3	2/9	SAN ANTONIO	W 74-70	2-1	Sealy - 16	Garnett - 12	16,422	28	3/26	MIAMI	W 100-93	16-12	Garnett - 19	Garrett - 9	19,006
4	2/11	L.A. LAKERS	W 86-75	3-1	Garnett - 21	Jackson - 6	19,006	29	3/28	MILWAUKEE	L 85-94	16-13	Mitchell - 20	Garnett - 18	18,449
5	2/14	@ L.A. Clippers	W 95-73	4-1	Garnett - 24	Garnett - 11	8,592	30	3/30	DALLAS	W 98-78	17-13	Garnett, Brandon - 22	Garnett - 9	15,609
6	2/15	@ Golden State	L 99-101	4-2	Garnett - 29	Garnett - 10	13,118	31	4/2	DENVER	W 107-88	18-13	Garnett - 28	Brandon - 8	15,979
7	2/17	HOUSTON	W 116-102	5-2	Marbury - 40	Garnett - 9	18,151	32	4/3	SACRAMENTO	W 105-96	19-13	Garnett - 24	Garnett - 10	17,011
8	2/19	VANCOUVER	W 115-96	6-2	Marbury - 23	Garnett - 11	17,907	33	4/5	DALLAS	W 100-93	20-13	Garnett, Mitchell - 18	Garnett - 9	14,107
9	2/21	SACRAMENTO	W 102-90	7-2	Smith - 30	Garnett - 19	16,848	34	4/7	@ Phoenix	L 82-90	20-14	Garnett - 19	Garnett - 13	19,023
10	2/22	SAN ANTONIO	W 95-89	8-2	Mitchell - 17	Garnett - 11	15,374	35	4/8	@ L.A. Clippers	L 91-99	20-15	Garnett - 15	Garrett - 10	7,205
11	2/25	@ New York	L 113-115 (OT)	8-3	Garnett - 25	Smith - 16	19,763	36	4/9	@ L.A. Lakers	L 89-96	20-16	Hammonds - 22	Garnett - 16	17,505
12	2/26	@ Toronto	L 92-102	8-4	Marbury - 17	Garnett, Smith - 9	15,122	37	4/11	DETROIT	W 88-79	21-16	Garnett - 20	Smith - 17	19,006
13	2/28	PORTLAND	L 93-100	8-5	Marbury - 25	Garnett, Smith - 9	16,219	38	4/12	HOUSTON	L 90-95	21-17	Garnett, Mitchell - 21	Garnett - 9	16,093
14	3/2	GOLDEN STATE	W 89-78	9-5	Garnett - 27	Garnett - 14	14,776	39	4/14	@ San Antonio	L 79-95	21-18	Jackson - 14	Garrett - 6	15,864
15	3/4	@ Vancouver	W 102-93	10-5	Garnett - 23	Smith - 9	13,329	40	4/15	@ Dallas	L 95-10	21-19	Smith - 21	Smith - 9	13,034
16	3/5	@ Portland	L 85-97	10-6	Marbury - 18	Smith - 12	19,264	41	4/16	VANCOUVER	W 89-75	22-19	Smith - 26	Smith - 12	18,347
17	3/7	@ Seattle	W 88-77	11-6	Garnett - 19	Garnett - 14	17,072	42	4/18	UTAH	L 76-97	22-20	Garnett - 18	Garnett - 8	17,472
18	3/9	SEATTLE	W 85-84	12-6	Garnett - 22	Garnett - 16	17,237	43	4/21	@ Seattle	L 105-119	22-21	Garnett - 23	Garnett - 7	17,072
19	3/11	@ Golden State	L 82-89	12-7	Garnett - 22	Smith - 15	11,150	44	4/23	@ Sacramento	L 97-105	22-22	Garnett - 29	Garnett - 9	17,317
20	3/12	@ Sacramento	W 101-95	13-7	Garnett - 26	Garnett - 17	17,317	45	4/25	@ Portland	L 84-100	22-23	Garnett - 30	Garnett, Smith - 4	20,437
21	3/13	@ Utah	L 72-99	13-8	Garnett - 22	Garnett - 14	19,911	46	4/28	PHOENIX	W 97-92	23-23	Mitchell - 25	Smith - 13	16,771
22	3/15	UTAH	L 83-90	13-9	Smith - 26	Smith - 17	18,447	47	4/30	GOLDEN STATE	W 90-85	24-23	Garnett - 28	Garnett - 15	18,157
23	3/16	L.A. LAKERS	L 101-107	13-10	Smith - 22	Smith - 13	19,006	48	5/1	L.A. CLIPPERS	W 103-93	25-23	Garnett - 19	Garnett - 14	17,203
24	3/18	@ Vancouver	L 81-86	13-11	Garnett - 20	Smith - 12	17,466	49	5/4	@ Houston	L 83-100	25-24	Garnett - 18	Brandon - 9	16,285
25	3/19	@ Denver	W 105-101	14-11	Garnett - 28	Garrett, Smith - 8	14,219	50	5/5	@ Phoenix	L 96-100	25-25	Garnett - 20	Garnett - 11	18,773



1997-98: 45-37



**BACK ROW (L-R):** Bill Curley, Matt Fish, Clifford Rozier, Paul Grant, Stanley Roberts, Kevin Garnett, Tom Gugliotta, Cherokee Parks  
**MIDDLE ROW (L-R):** Trainer Chris Palmer, Assistant Trainer Gregg Farnam, Strength and Conditioning Coach Sol Brandys, Shane Heal, Stephon Marbury, Reggie Jordan, Doug West, Sam Mitchell, Chris Carr, Terry Porter, Micheal Williams, DeJuan Wheat, Orthopaedic Surgeon Dr. David Fischer, Medical Director Dr. Sheldon Burns  
**FRONT ROW (L-R):** Video Coordinator Trey Schwab, Director of Player Personnel Rob Babcock, Assistant Coach Greg Ballard, Assistant Coach Randy Wittman, Vice President of Basketball Operations Kevin McHale, Owner Glen Taylor, General Manager/Head Coach Flip Saunders, President Rob Moor, Director of Scouting and Player Development/Assistant Coach Jerry Sichting, Special Assistant to the VP of Basketball Operations Ed Prohovsky.

PLAYER	G/GS	MIN	FIELD GOALS			3-POINT FG			FREE THROWS			REBOUNDS			AST	PF	STL	BLK	PTS	AVG
			FG	FGA	PCT	FG	FGA	PCT	FT	FTA	PCT	OFF	DEF	TOT						
Gugliotta	41/41	1582	319	635	.502	2	17	.118	183	223	.821	106	250	356	167	102	61	22	823	20.1
Garnett	82/82	3222	635	1293	.491	3	16	.188	245	332	.738	222	564	786	348	224	139	150	1518	18.5
Marbury	82/81	3112	513	1237	.415	95	304	.313	329	450	.731	58	172	230	704	222	104	7	1450	17.7
Mitchell	81/33	2239	371	800	.464	15	43	.349	243	292	.832	118	267	385	107	200	64	22	1000	12.3
Peeler (TOT)	38/32	1193	190	420	.452	53	125	.424	36	47	.766	37	86	123	137	97	61	6	469	12.3
Peeler (MIN)	30/24	991	155	348	.445	48	106	.453	32	41	.780	31	72	103	114	81	52	6	390	13.0
Carr	51/40	1165	190	452	.420	40	127	.315	84	99	.848	43	112	155	85	129	17	11	504	9.9
Porter	82/8	1786	259	577	.449	92	233	.395	167	195	.856	37	131	168	271	103	63	16	777	9.5
Parks	79/43	1703	224	449	.499	0	1	.000	110	169	.651	140	297	437	53	237	36	86	558	7.1
Roberts	74/44	1328	191	386	.495	0	0	----	75	156	.481	109	254	363	27	237	36	86	558	7.1
Hammonds	57/2	1140	127	246	.516	0	1	.000	92	132	.697	100	171	271	36	127	15	17	346	6.1
West	38/10	688	64	171	.374	0	2	.000	29	40	.725	23	59	82	45	97	11	5	157	4.1
Curley	11/1	146	16	33	.485	0	1	.000	2	3	.667	11	17	28	4	28	3	1	34	3.1
Jordan	57/1	487	54	113	.478	0	1	.000	41	72	.569	57	40	97	50	63	35	9	149	2.6
Williams	25/0	161	16	48	.333	0	4	.000	32	33	.970	2	12	14	32	24	9	2	64	2.6
Wheat	34/0	150	20	50	.400	8	17	.471	9	15	.600	3	8	11	25	12	6	1	57	1.7
Rozier	6/0	30	3	6	.500	0	0	----	0	1	.000	3	3	6	0	7	0	0	6	1.0
TIMBERWOLVES	82	19930	3157	6844	.461	303	873	.347	1673	2253	.743	1063	2429	3492	2068	1882	639	427	8290	101.1
OPPONENTS	82	19930	3076	6860	.448	432	1206	.358	1648	2220	.742	1116	2411	3527	1909	1863	609	412	8232	100.4



## 1997-98 DAY-BY-DAY

G#	DATE	OPPONENT	WOLVES/OPP	RECORD	HIGH POINTS	HIGH REBOUNDS	ATTENDANCE
1	10/31	GOLDEN STATE	W 129-113	1-0	Gugliotta - 28	Garnett, Gugliotta - 11	16,784
2	11/1	CHARLOTTE	W 106-90	2-0	Marbury - 23	Parks - 13	19,006
3	11/4	@ Portland	L 105-122	2-1	Gugliotta/ Marbury - 27	Gugliotta - 8	20,158
4	11/7	@ Vancouver	W 108-97	3-1	Marbury - 26	Garnett - 11	15,302
5	11/8	@ Golden State	W 97-90	4-1	Gugliotta - 29	Gugliotta - 12	19,283
6	11/11	SAN ANTONIO	L 92-93	4-2	Gugliotta - 22	Gugliotta - 9	14,593
7	11/13	WASHINGTON	L 88-91 (OT)	4-3	Marbury - 26	Garnett - 20	16,491
8	11/15	@ San Antonio	W 105-94	5-3	Garnett - 26	Gugliotta - 12	17,410
9	11/18	@ Phoenix	W 108-90	6-3	Garnett - 26	Gugliotta - 10	19,023
10	11/19	@ L.A. Lakers	L 93-118	6-4	Gugliotta - 22	Garnett - 11	17,505
11	11/21	CLEVELAND	L 80-103	6-5	Carr - 19	Gugliotta - 8	17,002
12	11/24	@ Utah	L 124-133 (OT)	6-6	Marbury - 38	Parks - 9	19,911
13	11/26	PORTLAND	L 90-96	6-7	Gugliotta - 18	Roberts - 7	17,882
14	11/28	@ Denver	L 84-95	6-8	Gugliotta - 18	Gugliotta - 12	13,628
15	11/29	VANCOUVER	W 106-87	7-8	Gugliotta - 23	Garnett, Gugliotta - 10	17,494
16	12/3	INDIANA	L 90-94	7-9	Garnett - 25	Gugliotta - 12	16,559
17	12/5	SACRAMENTO	W 101-90	8-9	Marbury - 22	Garnett - 12	16,151
18	12/6	@ Washington	L 103-114	8-10	Marbury - 27	Gugliotta - 11	20,674
19	12/9	SEATTLE	L 99-108	8-11	Carr - 18	Garnett - 15	15,073
20	12/11	@ New York	L 103-107	8-12	Marbury - 22	Gugliotta - 11	19,763
21	12/13	PHOENIX	W 112-101	9-12	Mitchell - 24	Garnett - 8	18,899
22	12/16	L.A. LAKERS	L 96-109	9-13	Garnett - 21	Garnett - 18	16,874
23	12/17	@ Philadelphia	W 94-90	10-13	Gugliotta - 30	Roberts - 10	11,945
24	12/20	L.A. CLIPPERS	W 92-91	11-13	Gugliotta - 2	Garnett - 14	18,135
25	12/22	@ Sacramento	L 79-89	11-14	Gugliotta - 19	Gugliotta - 17	14,612
26	12/23	@ Seattle	W 112-103	12-14	Marbury - 35	Garnett - 10	17,072
27	12/26	NEW JERSEY	W 116-96	13-14	Gugliotta/ Marbury - 22	Parks - 13	17,947
28	12/28	@ Detroit	W 93-89	14-14	Marbury - 19	Gugliotta - 13	19,450
29	12/30	CHICAGO	W 99-95	15-14	Gugliotta/ Marbury - 23	Garnett - 11	20,097
30	1/2	@ Boston	L 89-93	15-15	Mitchell - 21	Carr - 11	18,624
31	1/3	DENVER	W 109-87	16-15	Garnett, Mitchell - 18	Garnett - 13	19,006
32	1/7	PHOENIX	L 77-92	16-16	Gugliotta - 21	Garnett - 13	16,771
33	1/9	PORTLAND	W 96-91	17-16	Marbury - 27	Garnett - 10	17,998
34	1/10	@ New Jersey	W 108-101	18-16	Gugliotta - 24	Garnett - 10	20,049
35	1/12	GOLDEN STATE	W 103-87	19-16	Garnett - 21	Garrett - 9	15,898
36	1/16	@ Houston	W 116-115 (OT)	20-16	Gugliotta - 33	Gugliotta - 13	16,285
37	1/17	@ Dallas	W 113-110 (OT)	21-16	Garnett/ Gugliotta - 22	Gugliotta - 13	15,327
38	1/19	L.A. CLIPPERS	W 117-109	22-16	Garnett, Marbury - 20	Gugliotta, Parks - 8	18,712
39	1/21	BOSTON	W 104-95	23-16	Garnett - 20	Gugliotta - 10	19,006
40	1/24	@ Toronto	L 107-113 (OT)	23-17	Gugliotta - 25	Gugliotta - 13	15,778

G#	DATE	OPPONENT	WOLVES/OPP	RECORD	HIGH POINTS	HIGH REBOUNDS	ATTENDANCE
41	1/27	ATLANTA	W 113-96	24-17	Gugliotta - 26	Parks - 9	16,842
42	1/29	@ Vancouver	W 112-106	25-17	Marbury - 31	Garnett - 15	15,111
43	1/30	@ L.A. Lakers	L 114-121	25-18	Marbury - 35	Garnett, Mitchell - 7	17,505
44	2/1	MILWAUKEE	L 110-118	25-19	Garnett - 26	Garnett - 12	20,188
45	2/2	@ Cleveland	L 99-109	25-20	Marbury - 27	Mitchell - 7	13,841
46	2/4	NEW YORK	W 95-88	26-20	Marbury - 29	Garnett, Mitchell - 8	17,228
47	2/11	ORLANDO	L 89-96	26-21	Garnett - 29	Garnett - 12	17,093
48	2/13	@ Denver	W 107-80	27-21	Marbury - 22	Garnett - 11	12,013
49	2/15	DALLAS	W 105-99 (OT)	28-21	Mitchell - 25	Garnett - 13	19,949
50	2/17	@ Miami	L 84-110	28-22	Garnett - 14	Roberts - 8	15,200
51	2/18	@ Orlando	L 102-115	28-23	Garnett, Mitchell - 19	Garnett, Hammonds - 8	17,077
52	2/20	HOUSTON	W 100-95 (OT)	29-23	Marbury - 27	Garnett - 17	19,083
53	2/22	SACRAMENTO	W 113-95	30-23	Mitchell - 17	Garnett - 11	17,977
54	2/24	@ San Antonio	L 99-105	30-24	Garnett - 25	Garnett - 11	14,422
55	2/26	@ Houston	L 98-118	30-25	Roberts, Marbury - 16	Roberts - 10	16,285
56	2/27	L.A. LAKERS	L 91-104	30-26	Garnett - 17	Garnett - 11	20,197
57	3/1	DETROIT	W 115-113 (2OT)	31-26	Garnett, Marbury - 26	Garnett - 12	18,651
58	3/3	DALLAS	L 99-110	31-27	Garnett - 22	Garnett - 11	18,493
59	3/4	@ Charlotte	L 102-112	31-28	Peeler, Marbury - 20	Garnett - 9	22,493
60	3/6	TORONTO	W 113-91	32-28	Garnett - 26	Garnett - 10	18,156
61	3/8	SEATTLE	L 98-99 (OT)	32-29	Mitchell - 21	Garnett, Parks - 10	19,006
62	3/11	@ Golden State	W 113-84	33-29	Garnett - 22	Roberts - 10	10,390
63	3/12	@ Portland	L 92-95	33-30	Mitchell - 21	Parks - 10	20,553
64	3/14	@ Seattle	L 80-114	33-31	Porter - 16	Garnett, Roberts - 10	17,072
65	3/16	UTAH	L 96-102	33-32	Marbury - 26	Garnett - 16	17,333
66	3/18	SAN ANTONIO	L 76-92	33-33	Garnett - 16	Garnett - 10	19,297
67	3/20	DENVER	W 104-88	34-33	Porter, Garnett/ Hammonds - 16	Garnett - 11	18,007
68	3/21	VANCOUVER	W 102-88	35-33	Garnett - 22	Garnett - 9	18,336
69	3/23	@ Dallas	L 87-91	35-34	Peeler - 23	Mitchell - 10	11,274
70	3/25	@ Phoenix	W 99-97	36-34	Peeler - 20	Peeler - 8	19,023
71	3/27	@ L.A. Clippers	W 100-98	37-34	Mitchell - 22	Mitchell - 8	11,758
72	3/29	@ Sacramento	W 104-96	38-34	Garnett - 32	Garnett - 14	16,465
73	4/2	@ Indiana	L 108-11	38-35	Garnett - 24	Garnett - 12	14,869
74	4/3	@ Chicago	L 93-107	38-36	Mitchell - 24	Garnett - 8	23,985
75	4/5	@ Atlanta	W 97-96	39-36	Mitchell - 22	Garnett - 13	15,165
76	4/7	MIAMI	W 92-89	40-36	Garnett - 27	Garnett - 14	17,978
77	4/10	PHILADELPHIA	W 107-102	41-36	Mitchell - 29	Garnett - 16	18,448
78	4/11	UTAH	W 110-103	42-36	Marbury - 30	Garnett, Parks - 9	20,051
79	4/13	@ L.A. Clippers	W 107-88	43-36	Garnett - 23	Garnett - 10	9,158
80	4/14	@ Utah	L 109-126	43-37	Marbury - 25	Garnett - 10	19,911
81	4/17	HOUSTON	W 102-95	44-37	Garnett - 20	Garnett, Hammonds - 10	19,881
82	4/18	@ Milwaukee	W 111-109	45-37	Wheat - 19	Garnett - 8	16,886



1996-97: 40-42



**BACK ROW (L-R):** Chris Carr, Bill Curley, Tom Gugliotta, Kevin Garnett, Stojko Vrankovic, Dean Garrett, Cherokee Parks, Sam Mitchell

**MIDDLE ROW (L-R):** Trainer Chris Palmer, Trainer Assistant Eric Elfrink, Video Coordinator Trey Schwab, James Robinson, Reggie Jordan, Doug West, Terry Porter, Stephon Marbury, Shane Heal, Micheal Williams, Orthopaedic Surgeon Dr. David Fischer, Medical Director Dr. Sheldon Burns, Strength and Conditioning Coach Sol Brandys

**FRONT ROW (L-R):** President Rob Moor, Assistant Coach Greg Ballard, Director of Scouting and Player Development/Assistant Coach Jerry Sichting, Vice President of Basketball Operations Kevin McHale, General Manager/Head Coach Flip Saunders, Owner Glen Taylor, Assistant Coach Mike Schuler, Assistant Coach Randy Wittman, Director of Player Personnel Rob Babcock

PLAYER	G/GS	MIN	FIELD GOALS			3-POINT FG			FREE THROWS			REBOUNDS			AST	PF	STL	BLK	PTS	AVG
			FG	FGA	PCT	FG	FGA	PCT	FT	FTA	PCT	OFF	DEF	TOT						
Gugliotta	81/81	3131	592	1339	.442	24	93	.258	464	566	.820	187	515	702	335	237	293	89	1672	20.6
Garnett	77/77	2995	549	1100	.499	6	21	.286	205	272	.754	190	428	618	236	199	175	163	1308	17.0
Marbury	67/64	2324	355	871	.408	102	288	.354	245	337	.727	54	130	184	522	159	67	19	1057	15.8
Mitchell	82/5	2044	269	603	.446	4	25	.160	224	295	.759	112	214	326	79	232	51	20	766	9.3
Robinson	69/5	1309	196	482	.407	102	267	.382	78	114	.684	24	88	112	126	125	30	8	572	8.3
Garrett	68/47	1665	223	389	.573	0	0	----	96	138	.696	149	346	495	38	158	40	95	542	8.0
West	68/66	1920	226	484	.467	15	45	.333	64	94	.681	37	111	148	113	218	61	24	531	7.8
Porter	82/20	1568	187	449	.416	67	220	.335	127	166	.765	31	145	176	295	104	54	11	568	6.9
Carr	55/10	830	125	271	.461	31	88	.352	56	73	.767	31	82	113	48	93	24	10	337	6.1
Vrankovic	53/35	766	78	139	.561	0	0	----	25	37	.676	57	111	168	14	121	10	67	181	3.4
Parks	76/0	961	103	202	.510	0	1	.000	46	76	.605	83	112	195	34	150	41	48	252	3.3
Jordan (TOT)	19/0	130	16	26	.615	0	0	----	8	17	.471	11	16	27	12	15	7	3	40	2.1
Jordan (MIN)	10/0	31	8	10	.800	0	0	----	4	7	.571	0	4	4	1	2	2	0	20	2.0
Heal	43/0	236	26	97	.268	20	65	.308	3	5	.600	2	16	18	33	20	3	3	75	1.7
<b>TIMBERWOLVES</b>	<b>82</b>	<b>19780</b>	<b>2937</b>	<b>6436</b>	<b>.456</b>	<b>371</b>	<b>1093</b>	<b>.339</b>	<b>1637</b>	<b>2180</b>	<b>.751</b>	<b>957</b>	<b>2302</b>	<b>3259</b>	<b>1874</b>	<b>1818</b>	<b>618</b>	<b>557</b>	<b>7882</b>	<b>96.1</b>
<b>OPPONENTS</b>	<b>82</b>	<b>19780</b>	<b>2945</b>	<b>6539</b>	<b>.450</b>	<b>467</b>	<b>1290</b>	<b>.362</b>	<b>1646</b>	<b>2184</b>	<b>.754</b>	<b>1069</b>	<b>2364</b>	<b>3433</b>	<b>1785</b>	<b>1829</b>	<b>654</b>	<b>445</b>	<b>8003</b>	<b>97.6</b>





## 1996-97 DAY-BY-DAY

G#	DATE	OPPONENT	WOLVES/OPP	RECORD	HIGH POINTS	HIGH REBOUNDS	ATTENDANCE
1	11/1	SAN ANTONIO	W 82-78	1-0	Gugliotta - 24	Gugliotta - 10	18,109
2	11/3	@ L.A. Lakers	L 85-91	1-1	Gugliotta - 26	Gugliotta - 14	15,407
3	11/5	@ Phoenix	W 98-95	2-1	Gugliotta - 19	Garnett - 9	19,023
4	11/7	@ Portland	L 94-95 (OT)	2-2	Gugliotta - 25	Gugliotta - 11	20,439
5	11/10	@ L.A. Clippers	L 70-81	2-3	Gugliotta - 18	Gugliotta - 11	6,314
6	11/12	PORTLAND	W 100-97	3-3	Gugliotta - 26	Gugliotta, Garnett - 11	14,107
7	11/14	DALLAS	W 100-90	4-3	Gugliotta - 30	Gugliotta, Garnett - 7	14,079
8	11/16	@ New York	L 79-82	4-4	Gugliotta - 19	Garnett - 9	19,763
9	11/19	@ Houston	L 93-122	4-5	Garnett - 20	Gugliotta - 7	16,285
10	11/21	@ Orlando	L 86-90	4-6	Gugliotta - 19	Gugliotta, Garnett - 6	17,248
11	11/23	L.A. CLIPPERS	W 98-96	5-6	Garnett - 24	Gugliotta - 12	16,877
12	11/25	@ Washington	L 98-105	5-7	Gugliotta - 25	Gugliotta - 12	12,224
13	11/27	SEATTLE	L 98-106	5-8	Gugliotta - 22	Garnett - 17	16,173
14	11/29	@ Denver	W 108-103	6-8	Marbury - 30	Gugliotta, Garnett - 8	12,129
15	11/30	TORONTO	W 79-70	7-8	Gugliotta - 25	Garnett - 9	18,679
16	12/3	SACRAMENTO	L 89-96	7-9	Gugliotta - 22	Gugliotta - 13	11,191
17	12/5	@ Seattle	L 86-117	7-10	Gugliotta - 27	Gugliotta, Garrett - 10	17,072
18	12/6	@ Utah	L 95-106	7-11	Gugliotta - 28	Garrett - 11	19,911
19	12/8	@ L.A. Lakers	L 86-110	7-12	Gugliotta, Marbury - 16	Mitchell, Vrankovic - 7	15,212
20	12/10	HOUSTON	L 94-96	7-13	Mitchell - 28	Mitchell - 13	14,627
21	12/11	@ Chicago	L 86-103	7-14	Gugliotta, West - 19	Parks - 10	23,505
22	12/13	PHOENIX	W 108-105	8-14	Gugliotta - 25	Gugliotta - 11	17,097
23	12/14	CLEVELAND	L 93-101	8-15	Gugliotta - 21	Garnett - 9	14,873
24	12/18	@ Golden State	L 96-123	8-16	Gugliotta - 20	Garnett - 10	12,818
25	12/19	@ Sacramento	L 105-112	8-17	Gugliotta - 33	Gugliotta - 12	17,317
26	12/21	L.A. LAKERS	W 103-88	9-17	Garnett - 23	Garnett - 9	18,127
27	12/23	UTAH	W 107-98	10-17	Marbury - 33	Gugliotta - 9	14,434
28	12/26	NEW YORK	W 88-80	11-17	Marbury - 27	Garnett - 12	17,293
29	12/28	DENVER	W 103-96 (OT)	12-17	Gugliotta - 27	Gugliotta, Garnett - 13	18,814
30	12/30	@ Cleveland	L 96-108	12-18	Robinson - 23	Gugliotta - 8	16,587
31	1/3	@ Boston	W 94-84	13-18	Gugliotta - 32	Gugliotta - 19	16,054
32	1/4	@ Milwaukee	W 94-84	14-18	Gugliotta - 25	Gugliotta, Garnett - 13	17,218
33	1/7	HOUSTON	L 95-104	14-19	Marbury - 23	Garnett - 9	18,658
34	1/9	@ New Jersey	W 110-107	15-19	Gugliotta - 26	Gugliotta - 11	14,025
35	1/11	L.A. CLIPPERS	W 95-93	16-19	Gugliotta - 28	Garrett - 9	16,093
36	1/14	@ Atlanta	L 93-95	16-20	Gugliotta, Garnett - 13	Gugliotta - 12	14,032
37	1/15	CHICAGO	L 102-112	16-21	Garnett, Marbury - 2	Vrankovic - 9	20,113
38	1/18	GOLDEN STATE	W 108-93	17-21	Garnett - 27	Gugliotta - 11	17,891
39	1/20	SAN ANTONIO	W 96-83	18-21	Garnett, Marbury - 20	Gugliotta - 12	17,113
40	1/21	@ Toronto	L 106-118	18-22	Robinson - 21	Garrett - 13	15,859

G#	DATE	OPPONENT	WOLVES/OPP	RECORD	HIGH POINTS	HIGH REBOUNDS	ATTENDANCE
41	1/23	@ Vancouver	W 95-76	19-22	Gugliotta - 33	Gugliotta - 15	15,282
42	1/25	@ Portland	L 94-101	19-23	Garnett - 32	Garrett - 7	21,314
43	1/28	SACRAMENTO	L 88-91	19-24	Gugliotta - 25	Gugliotta - 8	14,119
44	1/30	@ Dallas	W 92-82	20-24	Mitchell - 21	Garrett - 12	14,836
45	1/31	@ San Antonio	W 97-95	21-24	Garnett - 30	Garrett - 20	13,564
46	2/2	PORTLAND	W 103-102	22-24	Gugliotta - 27	Garrett - 16	19,006
47	2/4	@ Charlotte	L 101-115	22-25	Gugliotta - 35	Garrett - 10	24,042
48	2/6	VANCOUVER	W 103-86	23-25	Garnett - 18	Garrett - 13	14,277
49	2/12	L.A. LAKERS	L 84-100	23-26	Garnett - 17	Garnett - 10	18,243
50	2/14	ORLANDO	W 104-100	24-26	Carr - 22	Garrett - 14	19,006
51	2/16	PHOENIX	W 107-96	25-26	Gugliotta - 23	Garrett - 12	18,774
52	2/18	@ Sacramento	L 84-95	25-27	Gugliotta - 28	Gugliotta - 18	17,317
53	2/19	@ Vancouver	W 84-73	26-27	Garrett - 25	Gugliotta, Garrett - 10	15,729
54	2/21	GOLDEN STATE	W 101-82	27-27	Gugliotta - 18	Garrett - 12	16,279
55	2/26	@ San Antonio	W 108-89	28-27	Gugliotta - 29	Garrett - 11	14,153
56	2/27	@ Dallas	W 107-105 (2OT)	29-27	Garnett - 23	Garnett - 9	12,405
57	3/2	CHARLOTTE	L 96-108	29-28	Garnett - 19	Gugliotta - 15	19,006
58	3/5	DETROIT	L 88-92	29-29	Gugliotta - 23	Gugliotta - 15	17,003
59	3/7	DENVER	W 96-83	30-29	Gugliotta - 30	Garrett - 13	18,522
60	3/9	UTAH	L 106-115	30-30	Marbury - 21	Garrett - 8	19,006
61	3/11	PHILADELPHIA	W 104-100	31-30	Marbury - 24	Garnett - 12	15,527
62	3/13	SEATTLE	L 92-108	31-31	Mitchell - 17	Garrett - 9	17,979
63	3/14	@ Philadelphia	L 95-109	31-32	Robinson - 25	Garnett, Garrett - 7	18,731
64	3/16	BOSTON	W 119-101	32-32	Garnett - 26	Gugliotta - 12	17,346
65	3/18	@ Indiana	L 97-115	32-33	Robinson - 26	Parks - 5	14,184
66	3/19	VANCOUVER	W 95-72	33-33	Robinson - 18	Garrett - 11	13,368
67	3/21	@ Detroit	L 98-112	33-34	Gugliotta - 18	Gugliotta, Garnett - 9	21,454
68	3/23	MIAMI	L 108-113	33-35	Marbury - 27	Gugliotta - 14	19,006
69	3/25	@ Houston	L 103-112	33-36	Marbury - 16	Garnett - 10	16,285
70	3/26	@ Denver	W 102-100	34-36	Gugliotta - 25	Gugliotta - 10	10,326
71	3/28	@ Seattle	L 81-92	34-37	Garrett - 18	Garnett - 9	17,072
72	3/30	@ Golden State	W 113-102	35-37	Garnett - 33	Gugliotta - 8	14,498
73	4/2	NEW JERSEY	W 94-89	36-37	Garnett - 24	Garnett - 8	14,919
74	4/4	WASHINGTON	W 97-95	37-37	Garnett - 22	Gugliotta, Garrett - 10	18,788
75	4/6	INDIANA	L 83-94	37-38	Marbury - 17	Garnett - 8	18,881
76	4/8	@ Phoenix	L 107-115	37-39	Marbury - 27	Gugliotta, Garrett - 12	19,023
77	4/10	@ L.A. Clippers	W 108-96	38-39	Marbury - 29	Gugliotta - 15	15,283
78	4/12	ATLANTA	L 66-80	38-40	Garnett - 21	Garnett - 15	18,874
79	4/14	@ Miami	W 95-87	39-40	Marbury - 17	Garnett - 15	14,856
80	4/16	DALLAS	L 77-92	39-41	Garnett - 16	Garnett - 9	16,444
81	4/18	MILWAUKEE	W 122-112	40-41	Gugliotta - 22	Garrett - 8	19,006
82	4/19	@ Utah	L 89-101	40-42	Robinson - 28	Garnett - 9	19,911



1995-96: 26-56



**BACK ROW (L-R):** Eric Riley, Andrew Lang, Tom Gugliotta, Marques Bragg, Isaiah Rider, Mark Davis, Sam Mitchell, Kevin Garnett  
**MIDDLE ROW (L-R):** Video Coordinator Trey Schwab, Assistant Coach Randy Wittman, Doug West, Terry Porter, Anthony “Spud” Webb, Darrick Martin, Jerome Allen, Assistant Coach Greg Ballard, Trainer Assistant Eric Elfrink  
**FRONT ROW (L-R):** Trainer Chris Palmer, President Rob Moor, Director of Player Personnel Rob Babcock, Vice President of Basketball Operations Kevin McHale, Owner Glen Taylor, General Manager/Head Coach Flip Saunders, Assistant Coach Mike Schuler, Director of Scouting and Player Development/Assistant Coach Jerry Sichting, Strength and Conditioning Coach Sol Brandys

PLAYER	G/GS	MIN	FIELD GOALS			3-POINT FG			FREE THROWS			REBOUNDS			AST	PF	STL	BLK	PTS	AVG
			FG	FGA	PCT	FG	FGA	PCT	FT	FTA	PCT	OFF	DEF	TOT						
Rider	75/68	2594	560	1206	.464	102	275	.371	248	296	.838	99	210	309	213	204	48	23	1470	19.6
Laettner	44/44	1518	283	582	.486	9	31	.290	217	266	.816	98	204	302	129	157	40	43	792	18.0
Gugliotta	78/78	2835	473	1004	.471	26	86	.302	289	374	.773	176	514	690	238	265	139	96	1261	16.2
Lang (TOT)	71/69	2365	353	790	.447	1	5	.200	125	156	.801	153	302	455	65	241	42	126	832	11.7
Lang (MIN)	20/18	550	72	171	.421	1	2	.500	30	38	.789	42	79	121	3	63	7	41	175	8.8
Mitchell	78/42	2145	303	618	.490	1	18	.056	237	291	.814	107	232	339	74	220	49	26	844	10.8
Garnett	80/43	2293	361	735	.491	8	28	.286	105	149	.705	175	326	501	145	189	86	131	835	10.4
Porter	82/40	2072	269	608	.442	71	226	.314	164	209	.785	36	176	212	452	154	89	15	773	9.4
Webb (TOT)	77/21	1462	186	430	.433	47	129	.364	125	145	.862	26	74	100	294	109	52	7	544	7.1
Webb (MIN)	26/21	645	82	208	.394	29	72	.403	51	58	.879	7	33	40	154	41	25	5	244	9.4
Martin (TOT)	59/16	1149	147	362	.406	20	69	.290	101	120	.842	16	66	82	217	123	53	3	415	7.0
Martin (MIN)	35/16	747	88	231	.381	15	47	.319	63	74	.851	3	41	44	156	76	26	2	254	7.3
Rooks	49/7	902	112	227	.493	1	6	.167	106	159	.667	60	144	204	38	106	19	28	331	6.8
West	73/16	1639	175	393	.445	1	13	.077	114	144	.792	48	113	161	119	228	30	17	465	6.4
Williams	9/7	189	13	40	.325	1	3	.333	28	33	.848	3	20	23	31	37	5	3	55	6.1
Riley	25/10	310	35	74	.473	0	1	.000	22	28	.786	32	44	76	5	42	8	16	92	3.7
Davis	57/0	571	55	149	.369	4	13	.308	74	116	.638	56	69	125	47	92	40	22	188	3.3
Allen	41/0	362	36	105	.343	10	33	.303	26	36	.722	5	20	25	49	42	21	5	108	2.6
Bragg	53/0	369	54	120	.450	0	0	----	23	41	.561	38	41	79	8	71	17	8	131	2.5
Smith	8/0	39	3	10	.300	0	3	.000	0	2	.000	0	5	5	6	7	1	0	6	0.8
TIMBERWOLVES	82	19780	2974	6481	.459	279	857	.326	1797	2314	.777	985	2271	3256	1867	1994	650	481	8024	97.9
OPPONENTS	82	19780	3086	6586	.469	530	1393	.380	1761	2368	.744	1036	2317	3353	1966	1940	725	498	8463	103.2



## 1995-96 DAY-BY-DAY

G#	DATE	OPPONENT	WOLVES/OPP	RECORD	HIGH POINTS	HIGH REBOUNDS	ATTENDANCE
1	11/3	@ Sacramento	L 86-95	0-1	Porter - 19	Gugliotta - 12	17,319
2	11/5	@ Vancouver	L 98-100 (OT)	0-2	Laettner - 26	Laettner - 11	19,193
3	11/7	L.A. LAKERS	W 93-92	1-2	Laettner, Rider - 16	Gugliotta - 9	14,756
4	11/10	PORTLAND	L 102-108	1-3	Gugliotta - 33	Gugliotta - 17	11,972
5	11/11	@ Houston	L 97-119	1-4	Mitchell - 13	Rooks - 14	16,285
6	11/15	SAN ANTONIO	L 96-105	1-5	Gugliotta - 20	Gugliotta - 13	9,954
7	11/17	@ Toronto	L 96-114	1-6	Rider - 30	West - 7	18,401
8	11/18	UTAH	L 102-126	1-7	Rider - 24	Gugliotta - 8	17,376
9	11/22	SEATTLE	L 97-106	1-8	Rider - 25	Gugliotta - 8	12,504
10	11/24	ORLANDO	L 98-109	1-9	Gugliotta, Rider - 29	Gugliotta - 14	17,377
11	11/26	@ Milwaukee	W 105-102	2-9	Laettner - 25	Gugliotta - 8	13,896
12	11/28	VANCOUVER	W 121-98	3-9	Mitchell, Laettner/ Williams - 18	Gugliotta, Laettner - 9	10,251
13	12/1	@ Phoenix	L 105-111	3-10	Rooks - 19	Gugliotta - 12	19,023
14	12/2	@ Denver	L 105-109	3-11	Gugliotta - 25	Gugliotta - 11	16,789
15	12/6	NEW JERSEY	W 108-97	4-11	Rider - 20	Gugliotta, Garnett - 7	10,471
16	12/8	L.A. CLIPPERS	W 112-94	5-11	Rider - 27	Gugliotta, Laettner - 8	10,948
17	12/9	@ Charlotte	L 108-114	5-12	Laettner - 20	Laettner - 8	24,042
18	12/12	@ Atlanta	W 85-78	6-12	Rider - 20	Gugliotta - 15	7,613
19	12/15	CLEVELAND	L 88-100	6-13	Laettner - 22	Laettner - 9	10,722
20	12/17	PHILADELPHIA	L 99-101	6-14	Laettner - 23	Laettner - 11	12,315
21	12/19	@ Cleveland	L 95-100	6-15	Laettner - 19	Gugliotta, Laettner - 9	14,304
22	12/20	@ Orlando	L 100-107	6-16	Laettner - 29	Laettner - 10	17,248
23	12/22	@ Boston	L 113-114	6-17	Laettner - 23	Gugliotta - 11	18,400
24	12/23	DALLAS	W 111-98	7-17	Rider - 26	Gugliotta - 12	16,942
25	12/27	MILWAUKEE	L 93-99 (OT)	7-18	Mitchell, Rider - 18	Rooks - 9	17,101
26	12/28	@ Utah	L 83-99	7-19	Gugliotta - 13	Rooks - 8	19,911
27	12/30	@ San Antonio	L 84-122	7-20	Rider - 23	Gugliotta - 9	17,047
28	1/2	HOUSTON	L 100-105	7-21	Gugliotta - 25	Gugliotta - 17	11,568
29	1/4	@ Phoenix	W 98-93	8-21	Laettner - 21	Laettner - 8	19,023
30	1/5	@ Golden State	L 119-122 (OT)	8-22	Gugliotta - 36	Gugliotta - 10	15,025
31	1/7	@ Portland	L 97-113	8-23	Laettner - 19	Gugliotta - 6	20,268
32	1/9	@ L.A. Lakers	L 104-106	8-24	Laettner - 29	Gugliotta, Laettner - 9	10,755
33	1/11	@ L.A. Clippers	L 89-109	8-25	Laettner - 24	Laettner - 9	5,744
34	1/13	@ Indiana	L 94-103	8-26	Gugliotta/ Laettner - 20	Gugliotta - 17	16,639
35	1/15	SACRAMENTO	W 103-94	9-26	Rider - 29	Gugliotta - 8	14,102
36	1/17	GOLDEN STATE	W 98-88	10-26	Rider - 31	Gugliotta - 14	11,651
37	1/19	SAN ANTONIO	W 100-92	11-26	Rider - 27	Gugliotta - 14	18,827
38	1/20	@ New Jersey	L 97-103 (OT)	11-27	Laettner - 25	Gugliotta, Laettner - 9	12,026
39	1/24	PHOENIX	L 91-101	11-28	Gugliotta - 20	Gugliotta - 14	15,117
40	1/27	@ New York	L 95-104	11-29	Mitchell - 20	Laettner - 8	19,763

G#	DATE	OPPONENT	WOLVES/OPP	RECORD	HIGH POINTS	HIGH REBOUNDS	ATTENDANCE
41	1/30	DENVER	L 86-88	11-30	Rider - 25	Garnett - 11	10,477
42	2/2	@ San Antonio	L 90-101	11-31	Rider - 20	Four players - 6	14,236
43	2/3	@ Dallas	W 105-96	12-31	Rider - 26	Gugliotta - 20	16,415
44	2/5	DALLAS	W 104-92	13-31	Laettner - 23	Gugliotta - 11	13,244
45	2/7	PORTLAND	L 93-103	13-32	Rider - 26	Garnett - 10	11,690
46	2/13	@ Sacramento	W 94-90	14-32	Rider - 18	Gugliotta - 11	17,317
47	2/14	@ Seattle	L 93-130	14-33	Laettner - 19	Garnett - 6	16,260
48	2/16	CHICAGO	L 100-103	14-34	Rider - 29	Garnett - 15	20,214
49	2/18	WASHINGTON	L 96-108	14-35	Martin - 24	Garnett - 9	15,394
50	2/19	@ Detroit	L 83-113	14-36	Gugliotta - 19	Garnett - 12	15,970
51	2/21	HOUSTON	W 120-101	15-36	Rider - 22	Garnett - 12	14,224
52	2/23	DETROIT	W 94-93	16-36	Rider - 26	Garnett - 12	14,154
53	2/25	ATLANTA	L 76-92	16-37	Rider - 16	Garnett - 7	14,673
54	2/27	@ Chicago	L 99-120	16-38	Garnett, Rider - 20	Gugliotta - 10	23,716
55	2/28	PHOENIX	L 93-117	16-39	Rider - 21	Lang - 9	13,108
56	3/1	CHARLOTTE	W 105-101	17-39	Gugliotta - 18	Gugliotta - 10	18,522
57	3/3	MIAMI	W 89-87	18-39	Rider - 30	Rider - 15	14,519
58	3/5	@ Miami	L 72-113	18-40	Webb - 16	Garnett - 5	14,328
59	3/6	@ Philadelphia	W 103-90	19-40	Rider - 29	Garnett - 19	8,031
60	3/8	SEATTLE	L 112-132	19-41	Rider - 24	Garnett - 13	13,930
61	3/10	UTAH	L 96-104	19-42	Webb - 21	Garnett - 8	17,198
62	3/13	NEW YORK	L 82-106	19-43	Garnett - 23	Garnett - 9	13,483
63	3/15	SACRAMENTO	W 113-87	20-43	Mitchell - 23	Garnett - 9	13,277
64	3/17	VANCOUVER	W 90-85	21-43	Gugliotta - 26	Gugliotta, Mitchell - 10	12,228
65	3/19	@ Portland	L 78-106	21-44	Rider - 14	Garnett - 7	19,977
66	3/20	@ L.A. Clippers	L 96-110	21-45	Rider - 33	Garnett - 11	6,457
67	3/22	@ Dallas	W 110-84	22-45	Rider - 31	Gugliotta - 17	17,008
68	3/23	@ Houston	W 108-103	23-45	Rider - 19	Gugliotta - 12	16,285
69	3/27	BOSTON	L 116-121	23-46	Garnett - 33	Gugliotta - 13	12,693
70	3/29	INDIANA	W 93-91	24-46	Gugliotta - 23	Gugliotta - 8	19,006
71	3/31	L.A. CLIPPERS	L 107-110	24-47	Rider - 25	Gugliotta - 12	16,228
72	4/2	@ Denver	L 78-86	24-48	Rider - 17	Garnett - 11	15,042
73	4/3	@ Vancouver	L 103-105	24-49	Rider - 28	Rider - 11	16,216
74	4/5	@ Utah	W 103-99	25-49	Rider, Garnett - 20	Gugliotta - 15	19,911
75	4/6	@ Golden State	L 106-111	25-50	Rider - 30	Garnett - 8	15,025
76	4/8	TORONTO	W 115-101	26-50	Rider - 28	Rider - 10	13,011
77	4/10	L.A. LAKERS	L 90-111	26-51	Rider - 28	Garnett - 9	19,006
78	4/12	@ Washington	L 106-116	26-52	Lang - 21	Garnett - 14	18,756
79	4/14	DENVER	L 91-98	26-53	Porter - 23	Lang - 8	18,717
80	4/17	GOLDEN STATE	L 103-109	26-54	Gugliotta - 23	Mitchell - 13	12,719
81	4/19	@ Seattle	L 86-94	26-55	Mitchell - 21	Rider - 8	17,072
82	4/20	@ L.A. Lakers	L 82-106	26-56	Gugliotta - 15	Gugliotta - 12	17,505



## 1994-95: 21-61



**BACK ROW (L-R):** Trainer Chris Palmer, Pat Durham, Christian Laettner, Greg Foster, Mike Brown, Stacey King, Sean Rooks, Tom Gugliotta, Andres Guibert, Strength and Conditioning Coach Sol Brandys  
**MIDDLE ROW (L-R):** Assistant Coach Mike Schuler, Head Coach Bill Blair, Darrick Martin, Winston Garland, Isaiah Rider, Doug West, Chris Smith, Assistant Coach Randy Wittman, Assistant Coach Greg Ballard  
**FRONT ROW (L-R):** Team Physician Dr. Sheldon Burns, Director of Player Personnel Rob Babcock, President Rob Moor, Owner Glen Taylor, General Manager Jack McCloskey, Assistant General Manager Kevin McHale, Team Orthopaedic Surgeon Dr. David Fischer

PLAYER	G/GS	MIN	FIELD GOALS			3-POINT FG			FREE THROWS			REBOUNDS			AST	PF	STL	BLK	PTS	AVG
			FG	FGA	PCT	FG	FGA	PCT	FT	FTA	PCT	OFF	DEF	TOT						
Rider	75/67	2645	558	1249	.447	139	396	.351	277	339	.817	90	159	249	245	194	69	23	1532	20.4
Laettner	81/80	2770	450	920	.489	13	40	.325	409	500	.818	164	449	613	234	302	101	87	1322	16.3
West	71/65	2328	351	762	.461	11	61	.180	206	246	.837	60	167	227	185	250	65	24	919	12.9
Gugliotta (TOT)	77/63	2568	371	837	.443	60	186	.323	174	252	.690	165	407	572	279	203	132	62	976	12.7
Gugliotta (MIN)	31/17	1018	162	357	.454	28	88	.318	93	122	.762	49	173	222	139	86	61	28	445	14.4
Rooks	80/70	2405	289	615	.470	0	5	.000	290	381	.761	165	321	486	97	208	29	71	868	10.9
Marshall	40/8	1036	158	423	.374	32	106	.302	83	122	.680	64	132	196	57	63	25	50	431	10.8
Martin	34/9	803	95	233	.408	7	38	.184	57	65	.877	14	50	64	133	88	34	0	254	7.5
Garland	73/58	1931	170	410	.415	19	75	.253	89	112	.795	48	120	168	318	184	71	13	448	6.1
Williams	1/1	28	1	4	.250	0	0	----	4	5	.800	0	1	3	3	3	2	0	6	6.0
King	50/10	792	99	212	.467	0	1	.000	68	102	.667	54	111	165	26	126	24	20	166	5.3
Durham	59/2	852	117	237	.494	5	26	.192	63	96	.656	37	57	94	53	114	36	32	302	5.1
Smith	64/17	1073	116	264	.439	47	108	.435	41	63	.651	14	59	73	146	119	32	22	320	5.0
Foster (TOT)	78/3	1144	150	318	.472	7	23	.304	78	111	.703	85	174	259	39	183	15	28	385	4.9
Foster (MIN)	61/0	845	109	232	.470	7	23	.304	56	80	.700	67	138	205	23	129	13	20	281	4.6
Shackelford	21/2	239	39	65	.600	0	0	----	16	20	.800	16	51	67	8	47	8	6	94	4.5
Jones	11/0	139	15	44	.341	2	12	.167	13	16	.813	6	5	11	16	19	6	0	45	4.1
Eisley	34/4	496	37	105	.352	8	32	.250	31	40	.775	10	32	42	77	78	18	5	113	3.3
Guibert	17/0	167	16	47	.340	0	4	.000	13	19	.684	16	29	45	10	29	8	1	45	2.6
Brown	27/0	213	10	40	.250	0	1	.000	15	27	.556	9	36	45	10	35	7	0	35	1.3
<b>TIMBERWOLVES</b>	<b>82</b>	<b>19780</b>	<b>2729</b>	<b>6219</b>	<b>.449</b>	<b>318</b>	<b>1016</b>	<b>.313</b>	<b>1824</b>	<b>2355</b>	<b>.775</b>	<b>883</b>	<b>2090</b>	<b>2973</b>	<b>1780</b>	<b>2074</b>	<b>609</b>	<b>402</b>	<b>7726</b>	<b>94.2</b>
<b>OPPONENTS</b>	<b>82</b>	<b>19780</b>	<b>3088</b>	<b>6509</b>	<b>.474</b>	<b>468</b>	<b>1243</b>	<b>.377</b>	<b>1820</b>	<b>2491</b>	<b>.731</b>	<b>1169</b>	<b>2305</b>	<b>3474</b>	<b>2069</b>	<b>1982</b>	<b>703</b>	<b>512</b>	<b>8464</b>	<b>103.2</b>





## 1994-95 DAY-BY-DAY

G#	DATE	OPPONENT	WOLVES/OPP	RECORD	HIGH POINTS	HIGH REBOUNDS	ATTENDANCE								
1	11/4	@ Denver	L 108-130	0-1	Marshall - 26	Laettner - 7	17,171	45	2/5	@ Boston	L 82-115	10-35	Rider - 18	Foster - 9	14,890
2	11/5	HOUSTON	L 85-115	0-2	Rider - 18	Marshall - 7	16,578	46	2/7	GOLDEN STATE	W 109-100	11-35	Rider - 41	Rider - 8	14,396
3	11/8	@ Detroit	L 112-126	0-3	Laettner - 24	Laettner, Rider - 10	13,424	47	2/8	@ Milwaukee	L 93-100	11-36	Rooks - 23	Laettner - 10	14,568
4	11/9	L.A. LAKERS	L 99-122	0-4	Rider - 27	King - 8	15,892	48	2/14	WASHINGTON	L 96-99	11-37	Rider - 34	Laettner - 12	13,296
5	11/11	CHICAGO	L 100-112	0-5	King - 17	Laettner - 9	15,109	49	2/15	@ Philadelphia	W 101-97	12-37	West - 33	Marshall - 11	8,306
6	11/12	BOSTON	L 101-114	0-6	Rooks - 20	Laettner - 9	13,278	50	2/17	INDIANA	L 78-110	12-38	Rooks - 18	Laettner - 9	13,175
7	11/15	@ Golden State	W 114-112	1-6	Rider - 35	Rooks - 11	15,025	51	2/19	ORLANDO	W 100-95	13-38	Rider - 33	Rider - 10	19,334
8	11/16	@ Phoenix	L 90-105	1-7	Marshall - 30	Marshall - 13	19,023	52	2/21	@ Portland	L 86-99	13-39	Rider - 21	Gugliotta - 11	12,888
9	11/19	SAN ANTONIO	L 101-109	1-8	Laettner - 22	Marshall, Laettner - 8	14,109	53	2/22	@ Seattle	L 104-120	13-40	Laettner - 18	Durham, Laettner - 7	13,012
10	11/22	@ Cleveland	L 79-112	1-9	Laettner - 14	Marshall - 8	19,125	54	2/26	MIAMI	W 106-99	14-40	Rider - 38	Laettner - 11	15,789
11	11/23	ATLANTA	L 77-89	1-10	Rider - 26	King - 14	13,662	55	2/28	@ Denver	L 101-114	14-41	Rider - 20	Gugliotta - 7	17,171
12	11/25	PHILADELPHIA	L 71-109	1-11	Laettner - 22	Rooks - 11	13,919	56	3/1	@ Sacramento	W 98-87	15-41	Rooks - 28	Rooks - 13	17,317
13	11/28	@ San Antonio	L 88-92	1-12	Rider - 23	Laettner - 13	14,272	57	3/3	HOUSTON	W 108-105	16-41	Gugliotta - 21	Laettner - 8	17,068
14	11/29	@ Dallas	L 83-92	1-13	West - 23	Rooks - 12	12,810	58	3/5	@ L.A. Lakers	L 102-105	16-42	Smith - 24	Gugliotta - 8	11,943
15	12/1	@ Utah	W 96-94	2-13	Rider - 19	Rooks - 7	19,323	59	3/6	@ L.A. Clippers	L 88-101	16-43	West - 31	Rooks - 8	6,024
16	12/3	@ L.A. Clippers	W 103-95	3-13	Laettner, Rider	Laettner - 10	6,196	60	3/8	SEATTLE	L 104-118	16-44	Laettner - 20	Gugliotta - 10	14,339
					West - 19			61	3/10	L.A. LAKERS	W 109-103	17-44	Rider - 33	Laettner - 12	17,891
17	12/6	DENVER	L 95-102	3-14	West - 25	Laettner - 13	13,669	62	3/12	PORTLAND	L 88-102	17-45	Laettner - 21		West - 6
18	12/10	PHOENIX	L 89-103	3-15	Garland, West - 20	King - 10	18,161	63	3/14	@ San Antonio	L 100-115	17-47	Rooks - 21	Laettner - 8	16,661
19	12/13	@ Atlanta	L 83-85 (OT)	3-16	Rider - 23	Laettner - 11	8,418	64	3/16	@ Houston	L 97-104	17-46	King - 20	King - 16	10,711
20	12/14	UTAH	L 95-103	3-17	Rider - 24	Rooks - 7	13,118	65	3/17	CLEVELAND	W 80-77	18-47	Laettner - 22		Laettner, Rooks - 12
21	12/16	NEW JERSEY	W 94-93	4-17	Rider - 27	Laettner - 10	11,101	66	3/19	L.A. CLIPPERS	W 96-93	19-47	Rider - 21	Laettner - 16	12,385
22	12/17	@ Washington	W 96-87	5-17	West - 25	Rooks - 10	18,756	67	3/22	DALLAS	L 96-99	19-48	Laettner - 26		Laettner - 12
23	12/20	@ L.A. Lakers	L 95-108	5-18	Rider - 35	Rooks - 6	11,101	68	3/24	SAN ANTONIO	L 97-111	19-49	Gugliotta - 22	Laettner - 5	15,112
24	12/22	@ Sacramento	L 89-109	5-19	Rider - 27	Foster - 8	17,317	69	3/26	SACRAMENTO	L 98-104	19-50	Laettner - 23		Rooks - 10
25	12/26	L.A. CLIPPERS	W 82-81	6-19	Laettner - 26	Rooks - 10	12,338	70	3/29	@ Seattle	L 92-109	19-51	Rider - 19	King, Gugliotta - 7	12,336
26	12/30	NEW YORK	L 81-90	6-20	Rider - 21	Rooks - 9	18,122	71	3/31	@ Phoenix	L 96-106	19-52	Rider - 26	Laettner - 12	19,023
27	1/3	DENVER	L 99-108 (2OT)	6-21	Rider - 26	Laettner - 10	12,739	72	4/1	@ Golden State	W 126-104	20-52	Rider - 42	Laettner - 13	15,025
28	1/5	@ Miami	L 91-114	6-22	Rider - 23	Foster - 7	14,305	73	4/4	@ Portland	L 91-95	20-53	Rider - 20	King - 9	12,888
29	1/6	@ Orlando	L 99-121	6-23	Rider - 32	Laettner - 8	16,010	74	4/7	@ Dallas	L 94-111	20-54	Laettner - 22	Laettner - 9	17,502
30	1/8	@ New York	L 87-102	6-24	Rider - 21	Rooks - 11	19,763	75	4/10	DENVER	L 107-114	20-55	Gugliotta - 30		Gugliotta - 11
31	1/10	SACRAMENTO	L 85-98	6-25	Laettner - 26	Laettner - 10	13,017	76	4/12	GOLDEN STATE	L 109-123	20-56	Gugliotta - 24		Gugliotta - 16
32	1/11	@ Charlotte	L 91-100	6-26	Laettner - 20	Laettner - 9	23,698	77	4/14	MILWAUKEE	W 104-100 (OT)	21-56	Laettner - 25		Laettner - 11
33	1/13	DETROIT	W 104-92	7-26	Laettner/	Rooks - 9	12,516	78	4/16	@ Indiana	L 75-114	21-57	Laettner - 20	Gugliotta - 7	14,633
					Marshall - 25			79	4/18	UTAH	L 94-113	21-58	Rider - 18	Laettner - 9	14,442
34	1/14	@ New Jersey	L 84-93	7-27	Rider - 29	Laettner - 10	15,065	80	4/19	@ Denver	L 81-106	21-59	Laettner - 23		Gugliotta - 6
35	1/16	HOUSTON	W 94-75	8-27	Rider - 24	West - 11	12,442	81	4/21	@ Utah	L 96-99	21-60	Rider - 25	Gugliotta - 11	19,911
36	1/19	SEATTLE	L 87-102	8-28	Rider - 22	Marshall, Shackleford - 8	13,396	82	4/23	SAN ANTONIO	L 91-97	21-61	Rider - 25	Laettner - 8	18,872
37	1/20	@ Chicago	L 86-93	8-29	Shackleford - 18	Shackleford - 7	22,283								
38	1/22	CHARLOTTE	W 100-83	9-29	Rider - 29	Laettner - 11	19,006								
39	1/24	PHOENIX	L 85-100	9-30	Laettner, Person - 2	Laettner - 10	17,242								
40	1/27	@ Dallas	W 102-94	10-30	Laettner - 21	Laettner - 7	17,352								
41	1/28	@ Houston	L 93-114	10-31	Eisley, Laettner - 14	Laettner - 8	16,611								
42	1/30	@ Utah	L 80-115	10-32	Rider - 19	Shackleford - 6	19,911								
43	2/1	DALLAS	L 83-104	10-33	Laettner - 26	Laettner - 11	14,202								
44	2/3	PORTLAND	L 97-112	10-34	Rider - 30	Laettner - 8	11,572								



1993-94: 20-62



**BACK ROW (L-R):** Equipment Manager Clayton Wilson, Stanley Jackson, Micheal Williams, Doug West, Tellis Frank, Christian Laettner, Thurl Bailey, Stacey King, Mike Brown, Marlon Maxey, Chuck Person, Brian Davis, Isaiah Rider, Chris Smith, Video Coordinator Greg Bittner

**FRONT ROW (L-R):** Strength and Conditioning Coordinator Sol Brandys, Scout Stan Novak, Orthopaedic Surgeon Dr. David Fischer, Team Physician Dr. Sheldon Burns, Trainer Jay Jensen, President Bob Stein, Co-Owner Harvey Ratner, Co-Owner Marv Wolfenson, General Manager Jack McCloskey, Head Coach Sidney Lowe, Assistant Coach Bob Weinbauer, Assistant Coach Chuck Davisson, Assistant to the General Manager/Assistant Coach Jim Brewer, Scout Rob Babcock

PLAYER	G/GS	MIN	FIELD GOALS			3-POINT FG			FREE THROWS			REBOUNDS			AST	PF	STL	BLK	PTS	AVG
			FG	FGA	PCT	FG	FGA	PCT	FT	FTA	PCT	OFF	DEF	TOT						
Laettner	70/67	2428	396	883	.448	6	25	.240	375	479	.783	160	442	602	307	264	87	86	1173	16.8
Rider	79/60	2415	522	1115	.468	54	150	.360	215	265	.811	118	197	315	202	194	54	28	1313	16.6
West	72/61	2182	434	891	.487	1	8	.125	187	231	.810	61	170	231	172	236	65	24	1056	14.7
M. Williams	71/66	2206	314	687	.457	10	45	.222	333	397	.839	67	154	221	512	193	118	24	971	13.7
Person	77/37	2029	356	843	.422	100	272	.368	82	108	.759	55	198	253	185	164	45	12	894	11.6
King (TOT)	49/30	1053	146	341	.428	0	2	.000	93	136	.684	90	151	241	58	121	31	42	385	7.9
King (MIN)	18/15	516	78	170	.459	0	0	----	57	83	.687	40	69	109	19	57	13	30	213	11.8
Bailey	79/3	1297	232	455	.510	0	2	.000	119	149	.799	66	149	215	54	93	20	58	583	7.4
Longley	49/29	989	134	289	.464	0	1	.000	56	80	.700	87	208	295	46	131	35	58	324	6.6
Smith	80/16	1617	184	423	.435	10	39	.256	95	141	.674	15	107	122	285	131	38	18	473	5.9
Maxey	55/2	626	89	167	.533	0	2	.000	70	98	.714	75	124	199	10	113	16	33	48	4.5
Brown	82/40	1921	111	260	.427	0	2	.000	77	118	.653	119	328	447	72	218	51	29	299	3.6
Guibert	5/0	33	6	20	.300	0	0	----	3	6	.500	10	6	16	2	6	0	1	15	3.0
Frank	67/11	959	67	160	.419	0	2	.000	54	76	.711	83	137	220	57	163	35	35	188	2.8
C. Williams	4/0	46	5	13	.385	0	1	.000	1	1	1.000	1	5	6	6	6	2	0	11	2.8
Jackson	17/0	92	17	33	.515	1	5	.200	3	3	1.000	12	15	27	16	13	5	0	38	2.2
Davis	68/3	374	40	126	.317	1	3	.333	50	68	.735	21	34	55	22	34	16	4	131	1.9
TIMBERWOLVES	82	19730	2985	6535	.457	183	557	.329	1777	2303	.772	990	2343	3333	1967	2016	600	440	7930	96.7
OPPONENTS	82	19730	3244	6874	.472	227	738	.308	1783	2451	.727	1102	2296	3398	2108	1855	824	549	8498	103.6



## 1993-94 DAY-BY-DAY

G#	DATE	OPPONENT	WOLVES/OPP	RECORD	HIGH POINTS	HIGH REBOUNDS	ATTENDANCE	G#	DATE	OPPONENT	WOLVES/OPP	RECORD	HIGH POINTS	HIGH REBOUNDS	ATTENDANCE
1	11/5	@ Detroit	L 99-104	0-1	Williams - 20	Maxey - 10	21,454	41	1/29	@ L.A. Clippers	L 93-103	14-27	West - 30	Laettner - 14	10,634
2	11/6	UTAH	L 95-105	0-2	Laettner - 22	Laettner - 12	18,827	42	2/2	DALLAS	L 88-92	14-28	Rider - 22	Laettner - 9	17,665
3	11/9	@ San Antonio	L 95-110	0-3	Williams - 23	Maxey, Laettner - 9	16,087	43	2/4	@ Indiana	L 93-114	14-29	Rider - 27	Rider - 8	11,808
4	11/11	@ Houston	L 99-107	0-4	Laettner - 22	West - 7	10,238	44	2/6	@ Houston	L 90-101	14-30	West - 30	Laettner - 12	13,805
5	11/12	DALLAS	L 99-115	0-5	Laettner - 26	Laettner - 7	18,346	45	2/8	@ Dallas	L 105-108 (OT)	14-31	West - 24	Maxey - 14	10,705
6	11/16	@ Milwaukee	W 102-98	1-5	Laettner - 29	Longley, Laettner, Person - 9	13,871	46	2/9	@ Phoenix	L 106-111	14-32	Person - 25	Laettner - 12	19,023
7	11/19	SACRAMENTO	W 113-108	2-5	Laettner - 27	Laettner - 13	17,810	47	2/15	MILWAUKEE	W 97-90	15-32	Laettner - 23	Laettner - 13	17,454
8	11/20	DENVER	L 89-90	2-6	Rider - 20	Brown - 8	18,023	48	2/17	@ Washington	L 105-109	15-33	West - 26	Laettner - 8	8,206
9	11/24	NEW JERSEY	W 107-106	3-6	Williams - 28	Brown, Laettner - 8	16,177	49	2/18	CLEVELAND	L 78-85	15-34	Rider - 22	Longley - 10	18,548
10	11/26	SEATTLE	L 92-110	3-7	Williams - 19	Brown - 6	18,298	50	2/21	SAN ANTONIO	L 89-114	15-35	Rider - 25	Brown, Frank, Rider - 7	18,148
11	11/27	L.A. LAKERS	L 92-96	3-8	Laettner - 23	Laettner - 8	18,354	51	2/22	@ Cleveland	L 81-114	15-36	Laettner - 21	Longley - 13	17,542
12	12/1	@ Sacramento	W 111-101	4-8	West - 23	Brown - 12	17,317	52	2/24	PHOENIX	L 101-120	15-37	Rider - 28	Laettner - 10	18,174
13	12/2	@ Golden State	W 103-91	5-8	Williams - 28	Laettner - 15	15,025	53	2/27	GOLDEN STATE	W 107-100	16-37	Rider - 25	Brown - 7	18,263
14	12/4	@ Seattle	L 82-99	5-9	West - 18	Laettner - 11	14,693	54	3/1	@ Atlanta	L 99-102	16-38	Laettner - 21	Laettner - 8	10,955
15	12/5	@ L.A. Lakers	W 101-99	6-9	Laettner - 25	Laettner - 10	11,256	55	3/2	MIAMI	L 100-108 (OT)	16-39	Laettner - 21	Laettner - 15	16,906
16	12/8	PORTLAND	L 111-114	6-10	Rider - 30	Laettner - 10	18,078	56	3/4	@ Phoenix	L 101-106	16-40	Rider - 21	King - 7	19,023
17	12/10	L.A. CLIPPERS	W 109-108	7-10	Rider - 27	Laettner - 12	17,886	57	3/6	@ Denver	L 97-117	16-41	Smith - 25	West, Bailey - 8	17,171
18	12/11	DETROIT	L 80-92	7-11	Laettner - 20	Longley - 10	18,397	58	3/8	@ Utah	L 86-100	16-42	Smith - 21	West, Brown, Person, Frank - 8	19,911
19	12/14	@ Charlotte	L 85-101	7-12	Williams - 22	Laettner - 11	23,698	59	3/9	SACRAMENTO	L 96-104	16-43	West - 28	Person - 9	17,436
20	12/15	UTAH	L 95-97	7-13	Williams - 29	Frank - 8	17,696	60	3/11	CHARLOTTE	L 91-97	16-44	Person - 23	Person - 8	18,575
21	12/17	@ L.A. Clippers	W 105-90	8-13	Rider - 32	Laettner - 10	8,643	61	3/13	L.A. LAKERS	L 88-90	16-45	Person - 26	Brown - 13	17,255
22	12/18	@ Portland	L 95-105	8-14	Laettner - 24	Laettner - 10	12,888	62	3/15	PHILADELPHIA	W 96-87	17-45	Rider - 21	Person - 9	16,248
23	12/20	WASHINGTON	L 84-99	8-15	Laettner - 25	Laettner - 12	17,880	63	3/17	SEATTLE	L 92-107	17-46	King - 17	Brown - 16	17,581
24	12/22	@ Chicago	L 98-106	8-16	Rider - 25	Laettner - 11	18,312	64	3/18	@ Philadelphia	W 100-98	18-46	King - 20	King - 16	10,711
25	12/23	DALLAS	L 89-93	8-17	Williams - 33	Laettner - 7	17,940	65	3/20	CHICAGO	L 80-90	18-47	Rider - 25	Brown - 9	19,006
26	12/26	@ Denver	L 97-100	8-18	Person - 22	Laettner, Frank, Longley - 8	17,171	66	3/22	HOUSTON	W 83-81	19-47	King - 19	King - 13	17,178
27	12/27	@ Utah	L 93-97	8-19	Person - 22	Williams, Brown, Laettner - 9	19,911	67	3/24	NEW YORK	L 106-123	19-48	Rider - 22	King, Laettner - 5	16,875
28	12/30	HOUSTON	L 104-110	8-20	Rider - 30	Longley - 19	18,461	68	3/26	@ Seattle	L 93-113	19-49	Laettner - 20	Laettner - 10	14,651
29	1/5	DENVER	W 109-95	9-20	Williams - 22	Laettner - 12	17,134	69	3/29	@ L.A. Lakers	L 89- 91	19-50	Rider - 22	Laettner - 12	13,588
30	1/7	PHOENIX	L 103-110	9-21	West - 27	Longley - 14	19,006	70	4/1	@ Golden State	L 109-146	19-51	Rider - 20	Maxey - 8	15,025
31	1/8	BOSTON	W 108-90	10-21	Person - 20	Longley - 11	18,377	71	4/2	@ Sacramento	L 87-102	19-52	Laettner - 19	King - 12	17,317
32	1/11	@ San Antonio	L 98-108	10-22	Rider - 26	Williams, Frank - 6	17,664	72	4/6	L.A. CLIPPERS	W 110-100	20-52	West - 27	Laettner - 9	17,362
33	1/12	@ Dallas	W 103-85	11-22	West, Rider - 23	Frank, Longley - 9	10,550	73	4/8	@ Boston	L 108-112	20-53	Laettner - 28	Brown - 8	14,890
34	1/14	ORLANDO	W 96-92	12-22	Rider - 19	Longley - 9	19,006	74	4/9	GOLDEN STATE	L 105-117	20-54	Laettner, West - 24	Brown - 9	17,878
35	1/17	@ New York	L 94-106	12-23	Williams - 21	Longley - 8	19,763	75	4/11	@ San Antonio	L 89-101	20-55	West - 16	Frank - 9	19,138
36	1/19	@ New Jersey	L 91-112	12-24	West - 17	Longley - 8	9,158	76	4/12	@ Houston	L 89-98	20-56	Rider - 28	Laettner - 9	12,048
37	1/20	SAN ANTONIO	W 93-83	13-24	West - 23	Frank - 10	17,749	77	4/15	INDIANA	L 112-130	20-57	Rider - 22	Laettner - 13	17,209
38	1/22	ATLANTA	L 81-98	13-25	Rider - 25	Laettner, Longley - 7	19,006	78	4/17	DENVER	L 88-99	20-58	Laettner - 19	Laettner - 12	17,388
39	1/26	UTAH	W 100-98	14-25	Laettner, Person - 22	Laettner - 10	17,242	79	4/19	@ Miami	L 99-126	20-59	Rider - 28	Jackson - 11	14,953
40	1/28	@ Portland	L 98-109	14-26	Laettner - 23	Laettner - 11	12,888	80	4/20	@ Orlando	L 101-121	20-60	Rider - 28	Laettner - 11	15,291
								81	4/22	PORTLAND	L 103-118	20-61	Rider - 25	Laettner - 10	18,577
								82	4/24	@ Dallas	L 102-116	20-62	Rider - 25	Brown - 9	11,843



1992-93: 19-63



**BACK ROW (L-R):** Equipment Manager Clayton Wilson, Micheal Williams, Lance Blanks, Doug West, Chuck Person, Christian Laettner, Brad Sellers, Luc Longley, Felton Spencer, Thurl Bailey, Marlon Maxey, Bob McCann, Gundars Vetra, Chris Smith, Video Coordinator Greg Bittner

**FRONT ROW (L-R):** Orthopaedic Surgeon Dr. David Fischer, Team Physician Dr. Sheldon Burns, Strength and Conditioning Coordinator Sol Brandys, Trainer Jay Jensen, President Bob Stein, Co-Owner Harvey Ratner, Co-Owner Marv Wolfenson, General Manager Jack McCloskey, Head Coach Jimmy Rodgers, Assistant to the General Manager/Assistant Coach Jim Brewer, Assistant Coach Sid Lowe, Assistant Coach Chuck Davisson

PLAYER	G/GS	MIN	FIELD GOALS			3-POINT FG			FREE THROWS			REBOUNDS			AST	PF	STL	BLK	PTS	AVG
			FG	FGA	PCT	FG	FGA	PCT	FT	FTA	PCT	OFF	DEF	TOT						
West	80/80	3104	646	1249	.517	2	23	.087	249	296	.841	89	158	247	235	279	85	21	1543	19.3
Laettner	81/81	2823	503	1061	.474	4	40	.100	462	553	.835	171	537	708	223	290	105	83	1472	18.2
Person	78/75	2985	541	1248	.433	118	332	.355	109	168	.649	98	335	433	343	198	67	30	1309	16.8
Williams	76/76	2661	353	791	.446	26	107	.243	419	462	.907	84	189	273	661	268	165	23	1151	15.1
Bailey	70/3	1276	203	446	.455	0	0	----	119	142	.838	53	162	215	61	88	20	47	525	7.5
McCann	79/7	1536	200	410	.488	0	2	.000	95	152	.625	92	190	282	68	202	51	58	495	6.3
Longley	55/25	1045	133	292	.455	0	0	----	53	74	.716	71	169	240	51	169	47	77	319	5.8
Maxey	43/3	520	93	169	.550	0	1	.000	45	70	.643	66	98	164	12	75	11	18	231	5.4
Glass	4/0	71	8	27	.296	0	2	.000	4	6	.667	1	2	3	9	6	3	0	20	5.0
Smith	80/6	1266	125	289	.433	2	14	.143	95	120	.792	32	64	96	196	96	48	16	347	4.3
Spencer	71/48	1296	105	226	.465	0	0	----	83	127	.654	134	190	324	17	243	23	66	293	4.1
Vetra	13/0	89	19	40	.475	3	3	1.000	4	6	.667	4	4	8	6	12	2	0	45	3.5
Blanks (TOT)	61/2	642	65	150	.433	11	43	.256	20	32	.625	18	50	68	72	61	16	5	161	2.6
Blanks (MIN)	61/2	642	65	150	.433	11	43	.256	20	32	.625	18	50	68	72	61	16	5	161	2.6
Sellers (TOT)	54/4	533	49	130	.377	0	1	.000	37	39	.949	27	56	83	46	40	6	11	135	2.5
Sellers (MIN)	54/4	533	49	130	.377	0	1	.000	37	39	.949	27	56	83	46	40	6	11	135	2.5
Randall	2/0	8	0	1	.000	0	1	.000	0	0	----	0	0	0	1	1	0	0	0	0.0
<b>TIMBERWOLVES</b>	<b>82</b>	<b>19855</b>	<b>3043</b>	<b>6529</b>	<b>.466</b>	<b>166</b>	<b>569</b>	<b>.292</b>	<b>1794</b>	<b>2247</b>	<b>.798</b>	<b>940</b>	<b>2204</b>	<b>3144</b>	<b>2001</b>	<b>2028</b>	<b>649</b>	<b>455</b>	<b>8046</b>	<b>98.1</b>
<b>OPPONENTS</b>	<b>82</b>	<b>19855</b>	<b>3323</b>	<b>6814</b>	<b>.488</b>	<b>208</b>	<b>578</b>	<b>.360</b>	<b>1830</b>	<b>2413</b>	<b>.758</b>	<b>1122</b>	<b>2331</b>	<b>3453</b>	<b>2144</b>	<b>1875</b>	<b>734</b>	<b>494</b>	<b>8684</b>	<b>105.9</b>






## 1992-93 DAY-BY-DAY

																																																																																																																																																																																																																																																																																																																																																																																																																																																																																																																																																																																																																																																																																																																																																																																																																																																																																																																																																																																																																																																																																																																																																																																																																																																																																																																																																																																																																					</
--	--	--	--	--	--	--	--	--	--	--	--	--	--	--	--	--	--	--	--	--	--	--	--	--	--	--	--	--	--	--	--	--	--	--	--	--	--	--	--	--	--	--	--	--	--	--	--	--	--	--	--	--	--	--	--	--	--	--	--	--	--	--	--	--	--	--	--	--	--	--	--	--	--	--	--	--	--	--	--	--	--	--	--	--	--	--	--	--	--	--	--	--	--	--	--	--	--	--	--	--	--	--	--	--	--	--	--	--	--	--	--	--	--	--	--	--	--	--	--	--	--	--	--	--	--	--	--	--	--	--	--	--	--	--	--	--	--	--	--	--	--	--	--	--	--	--	--	--	--	--	--	--	--	--	--	--	--	--	--	--	--	--	--	--	--	--	--	--	--	--	--	--	--	--	--	--	--	--	--	--	--	--	--	--	--	--	--	--	--	--	--	--	--	--	--	--	--	--	--	--	--	--	--	--	--	--	--	--	--	--	--	--	--	--	--	--	--	--	--	--	--	--	--	--	--	--	--	--	--	--	--	--	--	--	--	--	--	--	--	--	--	--	--	--	--	--	--	--	--	--	--	--	--	--	--	--	--	--	--	--	--	--	--	--	--	--	--	--	--	--	--	--	--	--	--	--	--	--	--	--	--	--	--	--	--	--	--	--	--	--	--	--	--	--	--	--	--	--	--	--	--	--	--	--	--	--	--	--	--	--	--	--	--	--	--	--	--	--	--	--	--	--	--	--	--	--	--	--	--	--	--	--	--	--	--	--	--	--	--	--	--	--	--	--	--	--	--	--	--	--	--	--	--	--	--	--	--	--	--	--	--	--	--	--	--	--	--	--	--	--	--	--	--	--	--	--	--	--	--	--	--	--	--	--	--	--	--	--	--	--	--	--	--	--	--	--	--	--	--	--	--	--	--	--	--	--	--	--	--	--	--	--	--	--	--	--	--	--	--	--	--	--	--	--	--	--	--	--	--	--	--	--	--	--	--	--	--	--	--	--	--	--	--	--	--	--	--	--	--	--	--	--	--	--	--	--	--	--	--	--	--	--	--	--	--	--	--	--	--	--	--	--	--	--	--	--	--	--	--	--	--	--	--	--	--	--	--	--	--	--	--	--	--	--	--	--	--	--	--	--	--	--	--	--	--	--	--	--	--	--	--	--	--	--	--	--	--	--	--	--	--	--	--	--	--	--	--	--	--	--	--	--	--	--	--	--	--	--	--	--	--	--	--	--	--	--	--	--	--	--	--	--	--	--	--	--	--	--	--	--	--	--	--	--	--	--	--	--	--	--	--	--	--	--	--	--	--	--	--	--	--	--	--	--	--	--	--	--	--	--	--	--	--	--	--	--	--	--	--	--	--	--	--	--	--	--	--	--	--	--	--	--	--	--	--	--	--	--	--	--	--	--	--	--	--	--	--	--	--	--	--	--	--	--	--	--	--	--	--	--	--	--	--	--	--	--	--	--	--	--	--	--	--	--	--	--	--	--	--	--	--	--	--	--	--	--	--	--	--	--	--	--	--	--	--	--	--	--	--	--	--	--	--	--	--	--	--	--	--	--	--	--	--	--	--	--	--	--	--	--	--	--	--	--	--	--	--	--	--	--	--	--	--	--	--	--	--	--	--	--	--	--	--	--	--	--	--	--	--	--	--	--	--	--	--	--	--	--	--	--	--	--	--	--	--	--	--	--	--	--	--	--	--	--	--	--	--	--	--	--	--	--	--	--	--	--	--	--	--	--	--	--	--	--	--	--	--	--	--	--	--	--	--	--	--	--	--	--	--	--	--	--	--	--	--	--	--	--	--	--	--	--	--	--	--	--	--	--	--	--	--	--	--	--	--	--	--	--	--	--	--	--	--	--	--	--	--	--	--	--	--	--	--	--	--	--	--	--	--	--	--	--	--	--	--	--	--	--	--	--	--	--	--	--	--	--	--	--	--	--	--	--	--	--	--	--	--	--	--	--	--	--	--	--	--	--	--	--	--	--	--	--	--	--	--	--	--	--	--	--	--	--	--	--	--	--	--	--	--	--	--	--	--	--	--	--	--	--	--	--	--	--	--	--	--	--	--	--	--	--	--	--	--	--	--	--	--	--	--	--	--	--	--	--	--	--	--	--	--	--	--	--	--	--	--	--	--	--	--	--	--	--	--	--	--	--	--	--	--	--	--	--	--	--	--	--	--	--	--	--	--	--	--	--	--	--	--	--	--	--	--	--	--	--	--	--	--	--	--	--	--	--	--	--	--	--	--	--	--	--	--	--	--	--	--	--	--	--	--	--	--	--	--	--	--	--	--	--	--	--	--	--	--	--	--	--	--	--	--	--	--	--	--	--	--	--	--	--	--	--	--	--	--	--	--	--	--	--	--	--	--	--	--	--	--	--	--	--	--	--	--	--	--	--	--	--	--	--	--	--	--	--	--	--	--	--	--	--	--	--	--	--	--	--	--	--	--	--	--	--	--	--	--	--	--	--	--	--	--	--	--	--	--	--	--	--	--	--	--	--	--	--	--	--	--	--	--	--	--	--	--	--	--	--	--	--	--	--	--	--	--	--	--	--	--	--	--	--	--	--	--	--	--	--	--	--	--	--	--	--	--	--	--	--	--	--	--	--	--	--	--	--	--	--	--	--	--	--	--	--	--	--	--	--	--	--	--	--	--	--	--	--	--	--	--	--	--	--	--	--	--	--	--	--	--	--	--	--	--	--	--	--	--	--	--	--	--	--	--	--	--	--	--	--	--	--	--	--	--	--	--	--	--	--	--	--	--	--	--	--	--	--	--	--	--	--	--	--	--	--	--	--	--	--	--	--	--	--	--	--	--	--	--	--	--	--	--	--	--	--	--	--	--	--	--	--	--	--	--	--	--	--	--	--	--	--	--	--	--	--	--	--	--	--	--	--	--	--	--	--	--	--	--	--	--	--	--	--	--	--	--	--	--	--	--	--	--	--	--	--	--	--	--	--	--	--	--	--	--	--	--	--	--	--	--	--	--	--	--	--	--	--	--	--	--	--	--	--	--	--	--	--	--	--	--	--	--	--	--	--	--	--	--	--	--	--	--	--	--	--	--	--	--	--	----



## 1991-92: 15-67



**BACK ROW (L-R):** Assistant Coach Sid Lowe, Myron Brown, Scott Brooks, Doug West, Tyrone Corbin, Tod Murphy, Felton Spencer, Randy Breuer, Tellis Frank, Sam Mitchell, Tony Campbell, Gerald Glass, Pooh Richardson, Assistant Coach/Director of Player Personnel Jim Brewer

**FRONT ROW (L-R):** Equipment Manager Greg Bitner, Strength and Conditioning Coordinator Sol Brandys, Scout Walt Perrin, Video Coordinator/Scout Chuck Davisson, Head Coach Jimmy Rodgers, Owner Marv Wolfenson, Owner Harvey Ratner, President Bob Stein, Trainer Jay Jensen, Dr. Sheldon Burns, Dr. David Fischer

PLAYER	G/GS	MIN	FIELD GOALS			3-POINT FG			FREE THROWS			REBOUNDS			AST	PF	STL	BLK	PTS	AVG
			FG	FGA	PCT	FG	FGA	PCT	FT	FTA	PCT	OFF	DEF	TOT						
Campbell	78/41	2441	527	1137	.464	13	37	.351	240	299	.803	141	145	286	229	206	84	31	1307	16.8
Richardson	82/82	2922	587	1261	.466	53	155	.342	123	178	.691	91	210	301	685	152	119	25	1350	16.5
Corbin	11/8	344	57	142	.401	0	1	.000	44	53	.830	24	45	69	33	31	12	6	158	14.4
West	80/72	2540	463	894	.518	4	23	.174	186	231	.805	107	150	257	281	239	66	26	1116	14.0
Glass	75/41	1822	383	871	.440	16	54	.296	77	125	.616	107	153	260	175	171	66	30	859	11.5
Bailey (TOT)	84/18	2104	368	836	.440	0	2	.000	215	270	.796	122	363	485	78	160	35	117	951	11.3
Bailey (MIN)	71/18	1777	329	735	.448	0	1	.000	171	215	.795	99	308	407	59	129	30	102	829	11.7
Mitchell	82/63	2151	307	725	.423	2	11	.182	209	266	.786	158	315	473	94	230	53	39	825	10.1
Spencer	61/54	1481	141	331	.426	0	0	—	123	178	.691	167	268	435	53	241	27	79	405	6.6
Breuer	67/25	1176	161	344	.468	0	1	.000	41	77	.532	98	183	281	89	117	27	99	363	5.4
Brooks	82/0	1082	167	374	.447	32	90	.356	51	63	.810	27	72	99	205	82	66	7	417	5.1
Frank	10/0	140	18	33	.545	0	0	—	10	15	.667	8	18	26	8	24	5	4	46	4.6
Longley	66/3	991	114	249	.458	0	0	—	53	80	.663	67	190	257	53	157	35	64	281	4.3
Randall (TOT)	54/0	441	68	149	.456	3	16	.188	32	43	.744	39	32	71	33	39	12	3	171	3.2
Randall (MIN)	39/0	374	58	127	.457	3	14	.214	26	35	.743	35	27	62	26	31	12	3	145	3.7
Brown	4/0	23	4	6	.667	1	3	.333	0	0	—	0	3	3	6	2	1	0	9	2.3
Murphy	47/3	429	39	80	.488	1	2	.500	19	34	.559	36	74	110	11	40	9	8	98	2.1
Garrick	15/0	112	11	33	.333	1	2	.500	6	8	.750	2	7	9	18	14	7	3	29	1.9
<b>TIMBERWOLVES</b>	<b>82</b>	<b>19805</b>	<b>3366</b>	<b>7342</b>	<b>.458</b>	<b>126</b>	<b>394</b>	<b>.320</b>	<b>1379</b>	<b>1857</b>	<b>.743</b>	<b>1167</b>	<b>2168</b>	<b>3335</b>	<b>2025</b>	<b>1866</b>	<b>619</b>	<b>526</b>	<b>8237</b>	<b>100.5</b>
<b>OPPONENTS</b>	<b>82</b>	<b>19805</b>	<b>3453</b>	<b>7116</b>	<b>.485</b>	<b>171</b>	<b>483</b>	<b>.354</b>	<b>1738</b>	<b>2337</b>	<b>.744</b>	<b>1311</b>	<b>2534</b>	<b>3845</b>	<b>2088</b>	<b>1675</b>	<b>660</b>	<b>574</b>	<b>8815</b>	<b>107.5</b>



## 1991-92 DAY-BY-DAY

G#	DATE	OPPONENT	WOLVES/OPP	RECORD	HIGH POINTS	HIGH REBOUNDS	ATTENDANCE
1	11/1	UTAH	L 97-112	0-1	Richardson - 20	Mitchell - 9	19,006
2	11/6	DALLAS	L 94-97	0-2	West - 14	Spencer - 9	19,006
3	11/7	@ Denver	L 77-88	0-3	Campbell - 18	Corbin - 9	9,837
4	11/9	@ Sacramento	W 84-80	1-3	Mitchell - 17	Mitchell - 10	17,014
5	11/10	@ L.A. Lakers	L 86-96	1-4	Campbell - 14	Spencer - 13	16,833
6	11/13	WASHINGTON	L 114-119 (OT)	1-5	Mitchell - 24	Mitchell, Spencer - 14	19,006
7	11/15	PORTLAND	L 102-107	1-6	West - 19	Corbin - 10	19,006
8	11/17	SEATTLE	L 91-101	1-7	Richardson - 17	Breuer, Mitchell - 7	19,006
9	11/20	@ San Antonio	L 106-113	1-8	Corbin, Richardson - 23	Mitchell - 11	16,057
10	11/21	@ Houston	L 102-106	1-9	West - 24	Mitchell - 9	12,902
11	11/23	HOUSTON	W 102-89	2-9	Breuer - 18	Corbin, Mitchell - 11	19,006
12	11/27	DENVER	W 101-92	3-9	Glass, Mitchell - 22	Glass - 10	19,006
13	11/30	@ Dallas	L 78-79	3-10	Glass - 23	Bailey, Glass - 7	16,155
14	12/3	PHOENIX	L 95-101	3-11	Campbell - 27	Glass - 13	18,582
15	12/6	@ Seattle	L 94-96	3-12	Glass - 27	Longley - 11	9,796
16	12/7	@ L.A. Clippers	L 87-101	3-13	Campbell, Richardson - 21	Bailey, Longley - 7	9,788
17	12/11	SAN ANTONIO	L 85-98	3-14	Glass - 21	Richardson - 9	18,247
18	12/13	PHILADELPHIA	L 95-104	3-15	Campbell - 21	Mitchell - 10	18,632
19	12/14	@ Milwaukee	L 92-103	3-16	Mitchell - 21	West - 10	14,911
20	12/16	@ Portland	L 104-119	3-17	Campbell - 25	Breuer, Murphy, West - 7	12,888
21	12/17	@ Golden State	L 105-119	3-18	West - 28	Mitchell - 9	15,025
22	12/19	L.A. LAKERS	W 93-85	4-18	Campbell - 23	Mitchell - 10	18,402
23	12/21	L.A. CLIPPERS	L 87-100	4-19	Richardson - 21	Spencer - 10	18,391
24	12/23	NEW YORK	L 91-97	4-20	Brooks - 18	Breuer - 10	19,006
25	12/27	GOLDEN STATE	L 102-106 (OT)	4-21	Richardson - 22	Mitchell - 17	19,006
26	12/28	@ Atlanta	L 122-125 (OT)	4-22	Campbell - 36	Mitchell - 8	12,209
27	12/30	SACRAMENTO	L 109-117	4-23	Richardson - 23	Spencer - 10	19,006
28	1/2	MILWAUKEE	L 91-92	4-24	Campbell - 24	Mitchell, Spencer - 8	19,006
29	1/4	BOSTON	W 100-96	5-24	Campbell - 34	Spencer - 11	19,006
30	1/7	CLEVELAND	L 98-113	5-25	Richardson - 18	Bailey - 10	18,388
31	1/8	@ New Jersey	L 97-103	5-26	Campbell - 22	Richardson - 9	7,113
32	1/10	@ Boston	W 104-94	6-26	Glass - 22	Spencer - 11	14,890
33	1/11	UTAH	W 101-96	7-26	Campbell - 21	Spencer - 11	19,006
34	1/13	@ Phoenix	L 111-131	7-27	Richardson - 14	Spencer - 8	14,496
35	1/14	@ Utah	L 110-116	7-28	Richardson - 27	Bailey - 11	19,911
36	1/16	SAN ANTONIO	L 111-125	7-29	Glass - 16	Spencer - 7	18,674
37	1/18	NEW JERSEY	L 100-112	7-30	West - 22	Spencer - 9	19,006
38	1/20	@ Miami	L 106-121	7-31	Campbell - 21	Bailey, Spencer - 7	15,008
39	1/21	@ Orlando	L 92-105	7-32	West - 26	Longley - 9	15,151
40	1/23	DETROIT	L 100-111	7-33	Richardson - 23	Mitchell - 10	18,807
41	1/24	@ Philadelphia	L 86-119	7-34	Mitchell - 19	Bailey - 10	14,271
42	1/28	@ Houston	L 102-111	7-35	Richardson - 21	Bailey - 7	13,338

G#	DATE	OPPONENT	WOLVES/OPP	RECORD	HIGH POINTS	HIGH REBOUNDS	ATTENDANCE
43	1/31	@ San Antonio	L 101-103	7-36	Campbell - 20	Bailey - 8	16,057
44	2/2	@ Cleveland	L 95-106	7-37	Campbell - 29	Bailey - 9	15,685
45	2/3	DENVER	W 114-99	8-37	Campbell - 30	Breuer - 9	18,434
46	2/5	ORLANDO	L 102-109	8-38	Richardson - 20	West - 8	18,408
47	2/11	L.A. LAKERS	L 108-116	8-39	Richardson - 22	Mitchell, Richardson - 7	19,006
48	2/13	@ Detroit	W 96-93	9-39	Campbell - 28	Breuer - 9	21,454
49	2/15	INDIANA	L 101-117	9-40	Campbell - 21	Mitchell - 9	19,006
50	2/17	@ Houston	W 124-122 (OT)	10-40	Campbell - 35	Mitchell - 9	13,605
51	2/19	@ San Antonio	L 103-113	10-41	Campbell, West - 21	Breuer, Mitchell - 6	16,057
52	2/21	@ Dallas	L 94-109	10-42	Richardson - 17	Mitchell - 10	16,009
53	2/22	@ Chicago	L 90-105	10-43	Campbell - 20	Bailey - 11	18,676
54	2/24	SEATTLE	L 91-106	10-44	Longley - 19	Bailey, Longley, Richardson - 5	18,082
55	2/26	DALLAS	W 106-105	11-44	Glass - 31	Campbell - 8	18,173
56	2/29	@ New York	L 87-103	11-45	Campbell - 20	Bailey - 8	17,368
57	3/3	SAN ANTONIO	L 102-103	11-46	Richardson - 27	Glass - 10	18,707
58	3/5	CHICAGO	L 100-113	11-47	Richardson - 22	Longley - 9	19,006
59	3/7	@ Indiana	L 97-108	11-48	Campbell - 19	Longley - 6	13,716
60	3/10	@ Charlotte	L 96-105	11-49	West - 23	Bailey, Campbell, Longley - 8	23,698
61	3/11	PORTLAND	L 113-124	11-50	West - 25	Spencer - 10	18,479
62	3/13	@ Washington	L 115-118	11-51	Richardson - 22	Bailey - 7	8,715
63	3/15	PHOENIX	L 113-118	11-52	Brooks - 21	Bailey - 6	19,006
64	3/17	@ Portland	L 91-111	11-53	Campbell - 16	Spencer - 9	12,888
65	3/18	@ Golden State	L 120-123	11-54	Campbell - 30	Glass - 10	15,025
66	3/20	@ L.A. Lakers	L 121-131	11-55	Glass - 21	Bailey - 12	16,291
67	3/21	@ Phoenix	L 105-121	11-56	Richardson - 23	Spencer - 11	14,496
68	3/23	DENVER	L 95-100	11-57	West - 20	Breuer - 12	19,006
69	3/25	MIAMI	L 97-105	11-58	Brooks - 19	Longley - 9	18,818
70	3/27	ATLANTA	L 103-105	11-59	West - 22	Bailey - 9	19,006
71	3/29	SACRAMENTO	L 86-112	11-60	Bailey - 21	Spencer - 10	19,006
72	3/31	@ Denver	W 121-114	12-60	Richardson - 27	Bailey - 11	12,335
73	4/3	@ Dallas	W 104-95	13-60	Richardson - 22	Bailey, Spencer - 9	15,795
74	4/5	UTAH	W 93-91	14-60	Campbell - 22	Spencer - 16	19,006
75	4/7	L.A. CLIPPERS	L 108-115	14-61	Richardson - 23	Spencer - 6	18,096
76	4/9	HOUSTON	L 102-117	14-62	Bailey, Richardson - 21	Spencer - 10	18,167
77	4/11	@ Sacramento	L 94-114	14-63	Richardson - 21	Spencer - 7	17,014
78	4/12	@ Seattle	L 116-126	14-64	Richardson - 25	West - 8	11,391
79	4/14	GOLDEN STATE	L 100-122	14-65	Richardson - 22	Spencer - 10	18,410
80	4/16	@ L.A. Clippers	L 93-96	14-66	Glass - 16	Bailey - 6	14,025
81	4/17	@ Utah	L 106-120	14-67	Richardson - 23	Spencer - 9	19,911
82	4/19	CHARLOTTE	W 130-107	15-67	Campbell - 23	Spencer - 10	19,006



1990-91: 29-53



**BACK ROW (L-R):** Dr. Sheldon Burns, Dr. David Fischer, Director of Player Personnel Billy McKinney, Owner Harvey Ratner, Owner Marv Wolfenson, President Bob Stein, Strength and Conditioning Coordinator Sol Brandys, Scout Walt Perrin, Assistant Coach Dave Pritchett, Assistant Coach Eric Musselman  
**MIDDLE ROW (L-R):** Trainer Jay Jensen, Pooh Richardson, Jim Thomas, Gerald Glass, Sam Mitchell, Tony Campbell, Scott Brooks, Head Coach Bill Musselman, Equipment Manager Greg Bittner  
**FRONT ROW (L-R):** Assistant Coach Tom Thibodeau, Tod Murphy, Tyrone Corbin, Felton Spencer, Randy Breuer, Doug West, Richard Coffey, Scout Jim Brewer

PLAYER	G/GS	MIN	FIELD GOALS			3-POINT FG			FREE THROWS			REBOUNDS			AST	PF	STL	BLK	PTS	AVG
			FG	FGA	PCT	FG	FGA	PCT	FT	FTA	PCT	OFF	DEF	TOT						
Campbell	77/71	2893	652	1502	.434	16	61	.262	358	446	.803	161	185	346	214	204	121	48	1678	21.8
Corbin	82/82	3196	587	1311	.448	2	10	.200	296	371	.798	185	404	589	347	257	162	53	1472	18.0
Richardson	82/82	3154	635	1350	.470	42	128	.328	89	165	.539	82	204	286	734	114	131	13	1401	17.1
Mitchell	82/60	3121	445	1010	.441	0	9	.000	307	396	.775	188	332	520	133	338	66	57	1197	14.6
Spencer	81/46	2099	195	381	.512	0	1	.000	182	252	.722	272	369	641	25	337	48	121	572	7.1
Glass	51/3	606	149	340	.438	2	17	.118	52	76	.684	54	48	102	42	76	28	9	352	6.9
Breuer	73/44	1505	197	435	.453	0	0	----	35	79	.443	114	231	345	73	132	35	80	429	5.9
Brooks	80/0	980	159	370	.430	45	135	.333	61	72	.847	28	44	72	204	122	53	5	424	5.3
Murphy	52/19	1063	90	227	.396	1	17	.059	70	105	.667	92	163	255	60	101	25	20	251	4.8
West	75/1	824	118	246	.480	0	1	.000	58	84	.690	56	80	136	48	115	35	23	294	3.9
Thornton	12/1	110	4	13	.308	0	0	----	8	10	.800	1	14	15	1	18	0	3	16	1.3
Coffey	52/1	320	28	75	.373	0	1	.000	12	22	.545	42	37	79	3	45	6	4	68	1.3
Godfred	10/0	20	5	12	.417	0	1	.000	3	4	.750	0	2	2	0	5	1	4	13	1.3
Thomas	3/0	14	1	4	.250	0	0	----	0	0	----	0	0	0	1	0	1	0	2	0.7
<b>TIMBERWOLVES</b>	<b>82</b>	<b>19905</b>	<b>3265</b>	<b>7276</b>	<b>.449</b>	<b>108</b>	<b>381</b>	<b>.283</b>	<b>1531</b>	<b>2082</b>	<b>.735</b>	<b>1275</b>	<b>2113</b>	<b>3388</b>	<b>1885</b>	<b>1864</b>	<b>712</b>	<b>440</b>	<b>8169</b>	<b>99.6</b>
<b>OPPONENTS</b>	<b>82</b>	<b>19905</b>	<b>3320</b>	<b>6778</b>	<b>.490</b>	<b>171</b>	<b>505</b>	<b>.339</b>	<b>1680</b>	<b>2219</b>	<b>.757</b>	<b>1094</b>	<b>2379</b>	<b>3473</b>	<b>2142</b>	<b>1692</b>	<b>512</b>	<b>511</b>	<b>8491</b>	<b>103.5</b>






## 1990-91 DAY-BY-DAY

G#	DATE	OPPONENT	WOLVES/OPP	RECORD	HIGH POINTS	HIGH REBOUNDS	ATTENDANCE	G#	DATE	OPPONENT	WOLVES/OPP	RECORD	HIGH POINTS	HIGH REBOUNDS	ATTENDANCE
1	11/2	DALLAS	W 98-85	1-0	Campbell - 24	Corbin - 9	19,006	43	2/3	PHILADELPHIA	W 110-102 (2OT)	15-28	Mitchell - 37	Corbin - 13	19,006
2	11/3	@ Milwaukee	L 93-111	1-1	Campbell - 30	Murphy - 9	15,102	44	2/5	UTAH	W 94-93	16-28	Mitchell - 22	Murphy - 15	19,006
3	11/6	@ Indiana	L 96-98	1-2	Corbin - 23	Breuer - 12	8,473	45	2/7	@ Orlando	L 103-108	16-29	Richardson - 30	Murphy - 9	15,077
4	11/7	CHICAGO	L 91-96	1-3	Campbell - 26	Spencer - 9	19,006	46	2/12	@ Golden State	L 105-126	16-30	Corbin - 31	Corbin - 15	15,025
5	11/9	CHARLOTTE	W 106-77	2-3	Campbell - 26	Corbin - 13	19,006	47	2/13	@ L.A. Lakers	L 106-120	16-31	Richardson - 31	Mitchell - 8	16,662
6	11/11	ORLANDO	W 108-81	3-3	Campbell - 24	Spencer - 9	19,006	48	2/15	@ L.A. Clippers	L 107-124	16-32	Corbin - 25	Corbin - 10	12,168
7	11/13	@ Houston	L 88-90	3-4	Corbin - 19	Murphy - 10	13,234	49	2/16	@ Utah	L 107-115	16-33	Campbell - 25	Campbell, Murphy - 7	12,616
8	11/15	@ Denver	L 108-121	3-5	Campbell, Corbin - 24	Corbin - 14	6,663	50	2/18	DENVER	W 128-114	17-33	Campbell - 25	Murphy - 11	19,006
9	11/18	UTAH	L 94-103	3-6	Campbell, Corbin - 24	Corbin, Mitchell - 6	19,006	51	2/20	GOLDEN STATE	L 105-108	17-34	Mitchell - 29	Murphy - 12	19,006
10	11/20	@ Dallas	W 92-91 (OT)	4-6	Campbell - 28	Corbin - 16	15,975	52	2/22	ORLANDO	L 101-103	17-35	Campbell - 33	Spencer - 14	19,006
11	11/21	@ San Antonio	L 100-114	4-7	Mitchell - 18	Corbin - 11	15,908	53	2/24	HOUSTON	L 91-100	17-36	Richardson - 21	Spencer - 10	19,006
12	11/25	HOUSTON	L 91-107	4-8	Richardson - 22	Mitchell - 7	19,118	54	2/26	DALLAS	W 100-94	18-36	Corbin - 31	Corbin - 11	19,006
13	11/27	@ Sacramento	W 89-80	5-8	Corbin - 17	Spencer - 13	17,014	55	2/27	@ Boston	L 111-116	18-37	Campbell - 33	Spencer - 16	14,890
14	11/29	@ Portland	L 92-107	5-9	Corbin - 26	Spencer - 9	12,884	56	3/2	L.A. CLIPPERS	L 102-104	18-38	Corbin - 20	Corbin - 11	19,006
15	11/30	@ Utah	L 79-96	5-10	Richardson - 22	Campbell - 13	12,616	57	3/5	L.A. LAKERS	W 94-85	19-38	Campbell - 25	Mitchell - 14	19,006
16	12/2	@ L.A. Clippers	L 77-102	5-11	Campbell - 20	Breuer - 8	10,409	58	3/7	SEATTLE	L 86-91	19-39	Corbin,	Spencer - 11	19,006
17	12/4	INDIANA	W 83-81	6-11	Breuer,	Spencer - 8	19,118						Richardson - 16		
					Richardson - 20			59	3/10	PHOENIX	L 109-123	19-40	Campbell - 27	Spencer - 14	19,006
18	12/6	L.A. LAKERS	L 73-83	6-12	Campbell - 23	Spencer - 11	19,006	60	3/12	@ Chicago	L 99-131	19-41	Richardson - 18	Breuer, Corbin,	18,268
19	12/11	L.A. CLIPPERS	W 101-95	7-12	Campbell - 30	Spencer - 16	19,006						Spencer, West - 6		
20	12/13	NEW YORK	L 76-87	7-13	Richardson - 22	Mitchell - 6	19,006	61	3/14	@ Denver	L 105-112	19-42	Campbell - 32	Spencer - 13	7,308
21	12/15	SAN ANTONIO	L 74-90	7-14	Richardson - 16	Spencer - 11	19,006	62	3/15	@ Seattle	W 100-96 (OT)	20-42	Campbell - 26	Mitchell - 9	11,947
22	12/18	@ Sacramento	L 99-108	7-15	Campbell - 28	Corbin - 11	17,014	63	3/17	MIAMI	W 90-87	21-42	Campbell - 24	Breuer - 14	19,006
23	12/19	@ Phoenix	L 96-112	7-16	Glass - 27	Mitchell, Spencer - 7	14,487	64	3/19	HOUSTON	L 85-98	21-43	Campbell - 32	Mitchell - 14	19,006
24	12/22	@ Golden State	L 102-115	7-17	Glass - 24	Corbin - 10	15,025	65	3/20	@ New Jersey	L 111-118 (OT)	21-44	Campbell - 29	Spencer - 13	8,209
25	12/23	@ L.A. Lakers	L 94-118	7-18	Glass - 32	Spencer - 19	16,115	66	3/22	CLEVELAND	W 110-105	22-44	Campbell - 30	Corbin - 8	19,006
26	12/28	DETROIT	L 85-97	7-19	Campbell - 26	Spencer - 14	19,006	67	3/23	@ Utah	L 89-95	22-45	Richardson - 25	Mitchell, Spencer - 6	12,616
27	12/30	SEATTLE	W 126-106	8-19	Mitchell - 26	Spencer - 12	19,006	68	3/26	@ Phoenix	L 95-117	22-46	Mitchell - 19	Corbin - 12	14,487
28	1/2	DALLAS	W 115-95	9-19	Campbell - 32	Spencer - 16	19,006	69	3/29	@ Seattle	L 107-117	22-47	Campbell - 30	Campbell - 8	12,968
29	1/4	WASHINGTON	L 100-111	9-20	Corbin - 26	Spencer - 11	19,006	70	3/30	@ Portland	L 91-121	22-48	Campbell - 26	Breuer - 10	12,881
30	1/5	@ Atlanta	L 112-117 (OT)	9-21	Campbell - 34	Corbin - 11	10,998	71	4/2	PORTLAND	L 93-104	22-49	Campbell - 22	Mitchell - 8	19,006
31	1/7	PHOENIX	L 106-119	9-22	Campbell - 29	Mitchell - 9	19,006	72	4/4	DENVER	W 134-122	23-49	Corbin - 26	Breuer - 12	19,006
32	1/9	@ Orlando	W 111-103	10-22	Richardson - 30	Spencer - 14	15,077	73	4/5	@ Detroit	L 82-101	23-50	Campbell - 22	Mitchell - 7	21,454
33	1/11	@ Miami	W 108-107	11-22	Campbell - 29	Spencer - 12	15,008	74	4/7	SAN ANTONIO	L 87-92	23-51	Campbell - 22	Richardson - 9	19,006
34	1/15	PORTLAND	L 117-132	11-23	Mitchell - 29	Spencer - 9	19,006	75	4/9	NEW JERSEY	W 109-89	24-51	Campbell - 24	Spencer - 13	19,006
35	1/16	@ New York	W 93-89	12-23	Corbin - 22	Corbin - 12	14,345	76	4/11	ATLANTA	W 112-98	25-51	Campbell - 27	Breuer - 13	19,006
36	1/19	GOLDEN STATE	W 121-113	13-23	Richardson - 35	Corbin - 11	19,006	77	4/12	@ Charlotte	L 110-111 (2OT)	25-52	Campbell - 34	Mitchell - 10	23,901
37	1/21	@ Denver	L 110-115	13-24	Mitchell - 26	Breuer - 16	7,292	78	4/14	@ Philadelphia	W 96-88	26-52	Campbell - 23	Breuer - 13	14,164
38	1/24	@ Houston	L 94-118	13-25	Richardson - 23	Spencer - 8	13,535	79	4/15	SACRAMENTO	W 112-94	27-52	Corbin - 19	Corbin, Spencer - 11	19,006
39	1/26	@ San Antonio	L 105-112	13-26	Richardson - 25	Spencer - 8	15,908	80	4/17	@ Dallas	L 100-102	27-53	Campbell - 27	Spencer - 12	16,224
40	1/28	BOSTON	L 87-108	13-27	Corbin,	Corbin - 13	19,006	81	4/19	MILWAUKEE	W 109-91	28-53	Campbell - 28	Spencer - 13	19,006
					Richardson - 18			82	4/21	@ Washington	W 89-87	29-53	Campbell - 22	Spencer - 9	12,084
41	1/30	SACRAMENTO	W 95-86	14-27	Corbin - 27	Corbin, Mitchell - 7	19,006								
42	2/2	@ Cleveland	L 110-113 (OT)	14-28	Campbell,	Mitchell - 11	16,002								
					Mitchell - 28										



1989-90: 22-60



**BACK ROW (L-R):** Dr. Sheldon Burns, Director of Player Personnel Billy McKinney, Owner Harvey Ratner, Owner Marv Wolfenson, President Bob Stein, Dr. David Fischer, Strength and Conditioning Coordinator Sol Brandys, Assistant Trainer Howard Rappaport

**MIDDLE ROW (L-R):** Trainer Jay Jensen, Pooh Richardson, Sam Mitchell, Tony Campbell, Adrian Branch, Donald Royal, Sidney Lowe, Head Coach Bill Musselman

**FRONT ROW (L-R):** Assistant Coach Tom Thibodeau, Scott Roth, Tyrone Corbin, Tod Murphy, Brad Lohaus, Doug West, Gary Leonard, Assistant Coach Bob Zuffelato

PLAYER	G/GS	MIN	FIELD GOALS			3-POINT FG			FREE THROWS			REBOUNDS			AST	PF	STL	BLK	PTS	AVG
			FG	FGA	PCT	FG	FGA	PCT	FT	FTA	PCT	OFF	DEF	TOT						
Campbell	82/81	3164	723	1581	.457	9	54	.167	448	569	.787	209	242	451	213	260	111	31	1903	23.2
Corbin	82/80	3011	521	1083	.481	0	11	.000	161	209	.770	219	385	604	216	288	175	41	1203	14.7
Mitchell	80/30	2414	372	834	.446	0	9	.000	268	349	.768	180	282	462	89	301	66	54	1012	12.7
Richardson	82/48	2581	426	925	.461	23	83	.277	63	107	.589	55	162	217	554	143	133	25	938	11.4
Breuer (TOT)	81/55	1879	298	696	.428	0	1	.000	126	193	.653	154	263	417	97	196	42	108	722	8.9
Breuer (MIN)	51/47	1325	212	510	.416	0	1	.000	94	142	.662	111	179	290	84	133	33	75	518	10.2
Murphy	82/59	2493	260	552	.471	16	43	.372	144	203	.709	207	357	564	106	229	76	60	680	8.3
Lohaus	28/24	590	94	202	.465	1	16	.063	21	26	.808	21	89	110	62	66	14	22	210	7.5
Roth	71/3	1061	159	420	.379	18	52	.346	150	201	.746	34	78	112	115	144	51	6	486	6.8
Branch	11/0	91	25	61	.410	1	1	1.000	14	22	.636	8	12	20	4	14	6	0	65	5.9
Royal	66/0	746	117	255	.459	0	1	.000	153	197	.777	69	68	137	43	107	32	8	387	5.9
Sellers (TOT)	59/0	700	103	254	.406	0	5	.000	58	73	.795	39	50	89	33	74	17	22	264	4.5
Sellers (MIN)	14/0	113	19	56	.339	0	2	.000	9	12	.750	8	11	19	1	11	6	3	47	3.4
West	52/0	378	53	135	.393	3	11	.273	26	32	.813	24	46	70	18	61	10	6	135	2.6
Lowe	80/38	1744	73	229	.319	2	9	.222	39	54	.722	41	122	163	337	114	73	4	187	2.3
Leonard	22/0	127	13	31	.419	0	1	.000	6	14	.429	10	17	27	1	26	3	9	32	1.5
Johnson	4/0	17	0	2	.000	0	0	----	0	0	----	0	3	3	1	4	0	0	0	0.0
<b>TIMBERWOLVES</b>	<b>82</b>	<b>19855</b>	<b>3067</b>	<b>6876</b>	<b>.446</b>	<b>73</b>	<b>294</b>	<b>.248</b>	<b>1596</b>	<b>2137</b>	<b>.747</b>	<b>1196</b>	<b>2053</b>	<b>3249</b>	<b>1844</b>	<b>1901</b>	<b>789</b>	<b>344</b>	<b>7803</b>	<b>95.2</b>
<b>OPPONENTS</b>	<b>82</b>	<b>19855</b>	<b>3081</b>	<b>6391</b>	<b>.482</b>	<b>129</b>	<b>391</b>	<b>.330</b>	<b>1859</b>	<b>2420</b>	<b>.768</b>	<b>1050</b>	<b>2322</b>	<b>3372</b>	<b>1880</b>	<b>1748</b>	<b>578</b>	<b>489</b>	<b>8150</b>	<b>99.4</b>



## 1989-90 DAY-BY-DAY

G#	DATE	OPPONENT	WOLVES/OPP	RECORD	HIGH POINTS	HIGH REBOUNDS	ATTENDANCE	G#	DATE	OPPONENT	WOLVES/OPP	RECORD	HIGH POINTS	HIGH REBOUNDS	ATTENDANCE
1	11/3	@ Seattle	L 94-106	0-1	Corbin - 20	Corbin - 8	13,805	43	2/2	BOSTON	W 116-105	10-33	Campbell - 44	Campbell - 14	35,713
2	11/5	@ Portland	L 83-93	0-2	Campbell - 20	Corbin - 12	12,884	44	2/4	GOLDEN STATE	L 95-105	10-34	Breuer - 40	Corbin - 13	29,434
3	11/8	CHICAGO	L 84-96	0-3	Campbell - 31	Murphy, Corbin - 10	35,427	45	2/6	@ Houston	L 101-108	10-35	Royal - 21	Mitchell - 10	14,505
4	11/10	PHILADELPHIA	W125-118 (OT)	1-3	Campbell - 38	Corbin - 13	29,117	46	2/8	@ Dallas	L 77-90	10-36	Campbell,	Murphy - 10	17,007
5	11/12	SEATTLE	L 97-108	1-4	Mitchell - 31	Mitchell - 10	21,702						Murphy - 17		
6	11/14	GOLDEN STATE	W 101-98	2-4	Campbell - 26	Corbin - 11	24,961	47	2/13	@ Utah	L 104-110 (OT)	10-37	Campbell - 29	Campbell - 10	12,616
7	11/15	SAN ANTONIO	L 76-86	2-5	Campbell,	Mitchell - 10	20,382	48	2/14	CHARLOTTE	W 95-86	11-37	Campbell - 33	Mitchell - 11	17,391
					Mitchell - 23			49	2/16	INDIANA	W 111-105	12-37	Mitchell,	Corbin - 11	25,395
8	11/17	@ Boston	L 99-116	2-6	Mitchell - 22	Corbin - 9	14,890						Richardson - 24		
9	11/18	@ New York	L 96-111	2-7	Campbell,	Mitchell - 10	17,614	50	2/18	ATLANTA	W 108-98	13-37	Campbell,	Corbin - 12	28,514
					Mitchell - 29								Corbin - 26		
10	11/21	UTAH	L 101-103 (OT)	2-8	Corbin - 26	Corbin, Mitchell - 8	20,179	51	2/20	HOUSTON	W 97-92	14-37	Campbell - 30	Corbin - 12	19,325
11	11/22	DENVER	L 93-96	2-9	Campbell - 21	Lohaus - 10	22,025	52	2/21	@ New Jersey	L 93-95	14-38	Campbell - 26	Mitchell - 8	8,219
12	11/24	@ Dallas	L 89-99	2-10	Campbell - 24	Mitchell - 12	17,007	53	2/23	@ San Antonio	L 95-105	14-39	Campbell - 20	Murphy, Royal - 11	15,910
13	11/25	@ Charlotte	L 73-81	2-11	Campbell - 24	Lohaus - 11	23,901	54	2/25	DALLAS	L 82-87	14-40	Murphy - 16	Murphy - 13	24,141
14	11/29	@ Miami	W 105-100	3-11	Campbell - 31	Corbin - 8	15,008	55	2/27	WASHINGTON	W 104-88	15-40	Campbell - 29	Murphy - 14	18,456
15	11/30	@ Orlando	L 96-103	3-12	Corbin - 25	Lohaus - 11	15,077	56	3/2	@ Seattle	L 83-99	15-41	Richardson - 19	Mitchell - 9	11,272
16	12/2	@ Cleveland	W 101-74	4-12	Campbell - 24	Corbin - 10	14,995	57	3/4	@ L.A. Lakers	L 96-115	15-42	Breuer, Corbin - 18	Campbell - 8	17,505
17	12/5	NEW JERSEY	W 92-90	5-12	Campbell - 26	Mitchell - 8	18,918	58	3/7	DENVER	L 73-86	15-43	Richardson - 19	Murphy - 15	18,947
18	12/9	@ Atlanta	L 91-104	5-13	West - 23	Lohaus - 7	11,876	59	3/8	L.A. CLIPPERS	W 111-94	16-43	Campbell - 30	Corbin - 14	21,632
19	12/12	@ Indiana	L 112-113 (OT)	5-14	Corbin - 27	Mitchell - 12	8,754	60	3/10	PHOENIX	L 98-101 (OT)	16-44	Campbell - 27	Corbin - 14	30,158
20	12/13	DALLAS	L 87-90	5-15	Campbell,	Mitchell - 11	21,087	61	3/12	SAN ANTONIO	L 88-92	16-45	Breuer - 21	Breuer - 12	19,834
					Lohaus - 19			62	3/15	NEW YORK	W 102-82	17-45	Campbell - 27	Murphy - 17	25,870
21	12/15	MIAMI	L 84-95	5-16	Campbell - 23	Mitchell - 11	21,899	63	3/17	L.A. LAKERS	L 99-101	17-46	Campbell,	Campbell - 11	43,606
22	12/17	UTAH	L 112-122	5-17	Campbell - 34	Murphy - 8	23,262						Murphy - 24		
23	12/19	@ Washington	L 99-112	5-18	Campbell,	Corbin - 13	6,703	64	3/18	@ Denver	L 98-103	17-47	Campbell - 22	Murphy - 13	11,864
					Mitchell - 28			65	3/20	@ Golden State	L 101-105	17-48	Campbell - 34	Corbin, Murphy - 10	15,025
24	12/20	L.A. LAKERS	L 97-106 (OT)	5-19	Campbell - 26	Murphy - 9	25,689	66	3/21	@ Sacramento	L 84-90	17-49	Campbell, Corbin,	Murphy - 11	17,014
25	12/23	MILWAUKEE	L 90-94	5-20	Campbell - 23	Corbin - 14	23,249						Murphy - 20		
26	12/26	@ Chicago	L 99-112	5-21	Campbell - 20	Mitchell - 8	18,676	67	3/23	@ Phoenix	L 99-120	17-50	Campbell - 28	Corbin - 6	14,487
27	12/27	HOUSTON	W 108-91	6-21	Lowe - 22	Murphy - 11	27,661	68	3/25	@ Portland	W 110-105	18-50	Corbin,	Murphy - 10	12,884
28	12/29	PHOENIX	L 101-118	6-22	Richardson,	Richardson - 6	25,699						Richardson - 20		
					Campbell - 22			69	3/26	@ L.A. Clippers	L 96-101 (OT)	18-51	Campbell - 27	Corbin - 11	9,529
29	12/30	@ Milwaukee	L 99-109	6-23	Mitchell - 28	Murphy - 12	17,924	70	3/28	SACRAMENTO	W 93-88	19-51	Campbell - 32	Breuer - 11	22,713
30	1/2	L.A. CLIPPERS	L 79-87	6-24	Campbell - 31	Murphy - 20	23,980	71	3/30	@ Dallas	W 84-82	20-51	Campbell - 23	Corbin - 9	17,007
31	1/4	CHARLOTTE	W 100-98	7-24	Campbell - 25	Murphy - 13	23,415	72	3/31	@ Houston	L 98-106	20-52	Corbin - 22	Corbin - 8	16,155
32	1/6	@ San Antonio	L 96-109	7-25	Roth - 24	Corbin, Mitchell - 9	15,881	73	4/3	@ San Antonio	W 92-90	21-52	Campbell - 27	Corbin, Mitchell - 8	12,568
33	1/9	@ Sacramento	L 70-84	7-26	Campbell - 20	Campbell - 9	17,014	74	4/6	@ Charlotte	L 93-108	21-53	Campbell,	Mitchell - 15	23,901
34	1/11	PORTLAND	L 80-82	7-27	Campbell - 26	Breuer - 11	22,672						Corbin - 22		
35	1/12	@ Detroit	L 86-97	7-28	Campbell - 28	Campbell - 7	21,454	75	4/10	PORTLAND	L 94-106	21-54	Richardson - 21	Corbin - 9	29,303
36	1/18	@ Phoenix	L 96-113	7-29	Mitchell - 22	Murphy - 14	14,070	76	4/12	@ Philadelphia	L 77-110	21-55	Corbin - 12	Breuer - 6	15,835
37	1/20	@ L.A. Clippers	L 95-97	7-30	Campbell - 27	Breuer - 13	12,030	77	4/13	ORLANDO	W 117-102	22-55	Corbin - 36	Corbin - 19	45,458
38	1/23	@ Golden State	L 102-109	7-31	Campbell - 25	Corbin - 11	15,025	78	4/15	UTAH	L 90-103	22-56	Campbell - 33	Corbin - 10	40,415
39	1/26	CLEVELAND	L 84-85	7-32	Campbell - 34	Murphy - 9	24,933	79	4/17	DENVER	L 89-99	22-57	Corbin - 25	Corbin - 13	49,551
40	1/27	DETROIT	L 83-85	7-33	Royal - 23	Murphy - 11	29,056	80	4/19	@ L.A. Lakers	L 89-113	22-58	Campbell - 25	Corbin - 12	17,505
41	1/29	SACRAMENTO	W 109-91	8-33	Campbell - 25	Murphy - 9	17,250	81	4/20	@ Utah	L 89-97	22-59	Campbell - 23	Murphy - 13	12,616
42	1/31	SEATTLE	W 110-82	9-33	Campbell - 20	Breuer - 10	24,153	82	4/22	@ Denver	L 107-115	22-60	Mitchell-27	Corbin-11	14,303



## FORMER PLAYER STATS

statistics include those games in a Timberwolves uniform only

<b>ADRIEN, JEFF</b>			<b>COLLEGE: CONNECTICUT '09</b>				<b>NO: 12</b>		<b>POS: F</b>		<b>HT: 6-7</b>		<b>BIRTHDATE: FEB. 10, 1986</b>					
<b>ACQUIRED:</b> Signed as a free agent on Nov. 29, 2014.																		
<b>DEPARTED:</b> Waived on Jan. 7, 2015.																		
<b>YEAR</b>	<b>G-GS</b>	<b>MIN</b>	<b>FG</b>	<b>FGA</b>	<b>PCT</b>	<b>FT</b>	<b>FTA</b>	<b>PCT</b>	<b>OR</b>	<b>DR</b>	<b>TOT</b>	<b>A</b>	<b>PF-D</b>	<b>STL</b>	<b>TO</b>	<b>BLK</b>	<b>PTS</b>	<b>AVG</b>
14-15	17-0	215	19	44	.432	22	38	.579	23	54	77	15	30-0	4	9	9	60	3.5
<b>AGER, MAURICE</b>			<b>COLLEGE: MICHIGAN STATE '06</b>				<b>NO: 15</b>		<b>POS: G</b>		<b>HT: 6-5</b>		<b>BIRTHDATE: FEB. 9, 1984</b>					
<b>ACQUIRED:</b> Signed as a free agent on Sept. 24, 2010.																		
<b>DEPARTED:</b> Waived on Nov. 11, 2010.																		
<b>YEAR</b>	<b>G-GS</b>	<b>MIN</b>	<b>FG</b>	<b>FGA</b>	<b>PCT</b>	<b>FT</b>	<b>FTA</b>	<b>PCT</b>	<b>OR</b>	<b>DR</b>	<b>TOT</b>	<b>A</b>	<b>PF-D</b>	<b>STL</b>	<b>TO</b>	<b>BLK</b>	<b>PTS</b>	<b>AVG</b>
10-11	4-0	29	6	11	.545	0	0	---	0	2	2	1	4-0	1	4	0	15	3.8
Three-point FG: 3-4 (.750)																		
<b>ALLEN, JEROME</b>			<b>COLLEGE: PENNSYLVANIA '95</b>				<b>NO: 53</b>		<b>POS: G</b>		<b>HT: 6-4</b>		<b>BIRTHDATE: JAN. 28, 1973</b>					
<b>ACQUIRED:</b> 1995 NBA Draft (2nd Round/49th overall).																		
<b>DEPARTED:</b> Unrestricted free agent on July 11, 1996.																		
<b>YEAR</b>	<b>G-GS</b>	<b>MIN</b>	<b>FG</b>	<b>FGA</b>	<b>PCT</b>	<b>FT</b>	<b>FTA</b>	<b>PCT</b>	<b>OR</b>	<b>DR</b>	<b>TOT</b>	<b>A</b>	<b>PF-D</b>	<b>STL</b>	<b>TO</b>	<b>BLK</b>	<b>PTS</b>	<b>AVG</b>
95-96	41-0	362	36	105	.343	26	36	.722	5	20	25	49	42-0	21	34	5	108	2.6
Three-point FG: 10-33 (.303)																		
<b>AMUNDSON, LOU</b>			<b>COLLEGE: UNLV '06</b>				<b>NO: 17</b>		<b>POS: F/C</b>		<b>HT: 6-9</b>		<b>BIRTHDATE: DEC. 7, 1982</b>					
<b>ACQUIRED:</b> Signed as a free agent on Sept. 25, 2012.																		
<b>DEPARTED:</b> Waived on Feb. 8, 2013.																		
<b>YEAR</b>	<b>G-GS</b>	<b>MIN</b>	<b>FG</b>	<b>FGA</b>	<b>PCT</b>	<b>FT</b>	<b>FTA</b>	<b>PCT</b>	<b>OR</b>	<b>DR</b>	<b>TOT</b>	<b>A</b>	<b>PF-D</b>	<b>STL</b>	<b>TO</b>	<b>BLK</b>	<b>PTS</b>	<b>AVG</b>
12-13	20-0	161	14	38	.368	4	20	.200	23	24	47	3	26	7	11	6	32	1.6
<b>AVERY, WILL</b>			<b>COLLEGE: DUKE '99</b>				<b>NO: 5</b>		<b>POS: G</b>		<b>HT: 6-2</b>		<b>BIRTHDATE: AUG. 8, 1979</b>					
<b>ACQUIRED:</b> 1999 NBA Draft (1st Round/14th overall).																		
<b>DEPARTED:</b> Unrestricted free agent on July 1, 2002.																		
<b>YEAR</b>	<b>G-GS</b>	<b>MIN</b>	<b>FG</b>	<b>FGA</b>	<b>PCT</b>	<b>FT</b>	<b>FTA</b>	<b>PCT</b>	<b>OR</b>	<b>DR</b>	<b>TOT</b>	<b>A</b>	<b>PF-D</b>	<b>STL</b>	<b>TO</b>	<b>BLK</b>	<b>PTS</b>	<b>AVG</b>
99-00	59-1	484	56	181	.309	24	36	.667	8	32	40	88	60-0	14	42	2	154	2.6
00-01	55-0	463	55	144	.382	28	36	.778	5	24	29	75	48-0	13	45	4	154	2.8
01-02	28-0	258	26	90	.289	13	19	.684	4	20	24	36	17-0	7	19	0	71	2.5
<b>TOTAL</b>	<b>142-1</b>	<b>1205</b>	<b>137</b>	<b>415</b>	<b>.330</b>	<b>65</b>	<b>91</b>	<b>.714</b>	<b>17</b>	<b>76</b>	<b>93</b>	<b>199</b>	<b>125-0</b>	<b>34</b>	<b>106</b>	<b>6</b>	<b>379</b>	<b>2.6</b>
Three-point FG: 99-00, 18-63 (.286); 00-01, 16-59 (.271); 01-02, 6-35 (.171). Total, 40-157 (.255)																		
<i>Playoffs</i>																		
<b>YEAR</b>	<b>G-GS</b>	<b>MIN</b>	<b>FG</b>	<b>FGA</b>	<b>PCT</b>	<b>FT</b>	<b>FTA</b>	<b>PCT</b>	<b>OR</b>	<b>DR</b>	<b>TOT</b>	<b>A</b>	<b>PF-D</b>	<b>STL</b>	<b>TO</b>	<b>BLK</b>	<b>PTS</b>	<b>AVG</b>
00-01	2-0	12	3	6	.500	0	0	---	0	1	1	2	0-0	0	0	1	7	3.5
Three-point FG: 1-2 (.500)																		
<b>BAILEY, THURL</b>			<b>COLLEGE: NORTH CAROLINA STATE '83</b>				<b>NO: 41</b>		<b>POS: F</b>		<b>HT: 6-11</b>		<b>BIRTHDATE: APRIL 7, 1961</b>					
<b>ACQUIRED:</b> From Utah with a 1992 second-round draft pick for Tyrone Corbin on Nov. 25, 1991.																		
<b>DEPARTED:</b> Unrestricted free agent on July 1, 1994.																		
<b>YEAR</b>	<b>G-GS</b>	<b>MIN</b>	<b>FG</b>	<b>FGA</b>	<b>PCT</b>	<b>FT</b>	<b>FTA</b>	<b>PCT</b>	<b>OR</b>	<b>DR</b>	<b>TOT</b>	<b>A</b>	<b>PF-D</b>	<b>STL</b>	<b>TO</b>	<b>BLK</b>	<b>PTS</b>	<b>AVG</b>
91-92	71-18	1777	329	735	.448	171	215	.795	99	308	407	59	129-1	30	87	102	829	11.7
92-93	70-3	1276	203	446	.455	119	142	.838	53	162	215	61	88-0	20	60	47	525	7.5
93-94	79-3	1297	232	455	.510	119	149	.799	66	149	215	54	93-0	20	58	58	583	7.4
<b>TOTAL</b>	<b>222-24</b>	<b>4350</b>	<b>764</b>	<b>1636</b>	<b>.467</b>	<b>409</b>	<b>506</b>	<b>.808</b>	<b>218</b>	<b>619</b>	<b>837</b>	<b>174</b>	<b>310-1</b>	<b>70</b>	<b>205</b>	<b>207</b>	<b>1937</b>	<b>8.7</b>
Three-point FG: 91-92, 0-1 (.000); 93-94, 0-2 (.000). Total, 0-3 (.000)																		
<b>BANKS, MARCUS</b>			<b>COLLEGE: UNLV '03</b>				<b>NO: 3</b>		<b>POS: G</b>		<b>HT: 6-2</b>		<b>BIRTHDATE: NOV. 19, 1981</b>					
<b>ACQUIRED:</b> From Boston with Mark Blount, Ricky Davis and Justin Reed and two future second-round picks for Wally Szczerbiak, Michael Olowokandi and Dwayne Jones and a future first-round pick on Jan. 26, 2006.																		
<b>DEPARTED:</b> Unrestricted free agent on July 1, 2006.																		
<b>YEAR</b>	<b>G-GS</b>	<b>MIN</b>	<b>FG</b>	<b>FGA</b>	<b>PCT</b>	<b>FT</b>	<b>FTA</b>	<b>PCT</b>	<b>OR</b>	<b>DR</b>	<b>TOT</b>	<b>A</b>	<b>PF-D</b>	<b>STL</b>	<b>TO</b>	<b>BLK</b>	<b>PTS</b>	<b>AVG</b>
05-06	40-28	1228	186	388	.479	91	117	.778	19	97	116	188	124-0	47	96	11	479	12.0
Three-point FG: 16-44 (.364)																		
<b>BAREA, J.J.</b>			<b>COLLEGE: NORTHEASTERN '06</b>				<b>NO: 11</b>		<b>POS: G</b>		<b>HT: 6-0</b>		<b>BIRTHDATE: JUNE 26, 1984</b>					
<b>ACQUIRED:</b> Signed as a free agent on Dec. 14, 2011.																		
<b>DEPARTED:</b> Waived on Oct. 27, 2014.																		
<b>YEAR</b>	<b>G-GS</b>	<b>MIN</b>	<b>FG</b>	<b>FGA</b>	<b>PCT</b>	<b>FT</b>	<b>FTA</b>	<b>PCT</b>	<b>OR</b>	<b>DR</b>	<b>TOT</b>	<b>A</b>	<b>PF-D</b>	<b>STL</b>	<b>TO</b>	<b>BLK</b>	<b>PTS</b>	<b>AVG</b>
11-12	41-11	1032	167	418	.400	76	98	.776	14	100	114	232	61-	21	103	0	463	11.3
12-13	74-2	1713	316	758	.417	105	134	.784	34	173	207	294	131-	32	145	0	834	11.3
13-14	79-1	1471	254	656	.387	79	100	.790	16	138	154	303	129-	26	125	0	660	8.4
<b>TOTAL</b>	<b>194-14</b>	<b>4216</b>	<b>737</b>	<b>1832</b>	<b>.402</b>	<b>260</b>	<b>332</b>	<b>.783</b>	<b>64</b>	<b>411</b>	<b>475</b>	<b>829</b>	<b>321-</b>	<b>79</b>	<b>373</b>	<b>0</b>	<b>1957</b>	<b>10.1</b>
Three-point FG: 11-12, 53-143 (.371); 12-13, 97-280 (.346); 13-14, 73-231 (.316). Total, 223-654 (.341)																		





## FORMER PLAYER STATS

### BEASLEY, MICHAEL

COLLEGE: KANSAS STATE '08

NO: 8

POS: F

HT: 6-9

BIRTHDATE: JAN. 9, 1989

ACQUIRED: Via trade from Miami on July 12, 2010

DEPARTED: Unrestricted free agent on July 1, 2012

YEAR	G-GS	MIN	FG	FGA	PCT	FT	FTA	PCT	OR	DR	TOT	A	PF-D	STL	TO	BLK	PTS	AVG
10-11	73-73	2361	561	1246	.450	219	291	.753	118	291	409	158	222-3	54	195	52	1401	19.2
11-12	47-7	1087	221	497	.445	61	95	.642	39	168	207	45	83-0	18	80	19	541	11.5
TOTAL	120-80	3448	782	1743	.449	280	386	.725	157	459	616	203	305-3	72	275	71	1942	16.18

Three-point FG: 10-11, 60-164 (.366); 11-12, 38-101 (.376). Total, 98-265 (.370)

### BENNETT, ANTHONY

COLLEGE: UNLV '14

NO: 24

POS: F

HT: 6-8

BIRTHDATE: MAR. 14, 1993

ACQUIRED: Acquired in a three-team trade from Cleveland along with Andrew Wiggins and Thaddeus Young to Minnesota, Kevin Love to Cleveland and Luc Mbah a Moute and Alexey Shved to Philadelphia on Aug. 23, 2014.

DEPARTED: Waived on Sept. 23, 2015.

YEAR	G-GS	MIN	FG	FGA	PCT	FT	FTA	PCT	OR	DR	TOT	A	PF-D	STL	TO	BLK	PTS	AVG
14-15	57-3	894	125	297	.421	41	64	.641	52	164	216	48	87-0	27	36	16	298	5.2
TOTAL	57-3	894	125	297	.421	41	64	.641	52	164	216	48	87-0	27	36	16	298	5.2

Three-point FG: 14-15, 7-23 (.304).

### BILLUPS, CHAUNCEY

COLLEGE: COLORADO '97

NO: 4

POS: G

HT: 6-3

BIRTHDATE: NOV. 25, 1976

ACQUIRED: Signed as a free agent on Aug. 8, 2000.

DEPARTED: Unrestricted free agent on July 1, 2002.

YEAR	G-GS	MIN	FG	FGA	PCT	FT	FTA	PCT	OR	DR	TOT	A	PF-D	STL	TO	BLK	PTS	AVG
00-01	77-33	1790	248	587	.422	144	171	.842	32	126	158	260	178-2	51	111	11	713	9.3
01-02	82-54	2355	348	823	.423	207	234	.885	83	191	226	450	169-1	66	138	17	1027	12.5
TOTAL	159-87	4145	596	1410	.423	351	405	.867	67	317	384	710	347-3	117	249	28	1740	10.9

Three-point FG: 00-01, 73-194 (.376); 01-02, 124-315 (.394). Total, 197-509 (.387)

Playoffs

YEAR	G-GS	MIN	FG	FGA	PCT	FT	FTA	PCT	OR	DR	TOT	A	PF-D	STL	TO	BLK	PTS	AVG
00-01	3-0	26	1	6	.167	1	1	1.000	1	4	5	2	5-0	0	1	0	3	1.0
01-02	3-3	134	23	51	.451	14	20	.700	1	14	15	17	14-1	3	9	1	66	22.0
TOTAL	6-3	160	24	57	.421	15	21	.714	2	18	20	19	19-1	3	10	1	69	11.5

Three-point FG: 00-01, 0-1 (.000); 01-02, 6-15 (.400). Total, 6-16 (.375)

### BLANKS, LANCE

COLLEGE: TEXAS '90

NO: 21

POS: G

HT: 6-4

BIRTHDATE: SEPT. 9, 1966

ACQUIRED: From Detroit with Brad Sellers and a future second-round pick for Gerald Glass and Mark Randall on Nov. 15, 1992.

DEPARTED: Released on July 7, 1993.

YEAR	G-GS	MIN	FG	FGA	PCT	FT	FTA	PCT	OR	DR	TOT	A	PF-D	STL	TO	BLK	PTS	AVG
92-93	61-2	642	65	150	.433	20	32	.625	18	50	68	72	61-1	16	31	5	161	2.6

Three-point FG: 11-43 (.256)

### BLOUNT, MARK

COLLEGE: PITTSBURGH '97

NO: 30

POS: C

HT: 7-0

BIRTHDATE: NOV. 30, 1975

ACQUIRED: From Boston with Marcus Banks, Ricky Davis, Justin Reed and two future second-round picks for Wally Szczerbiak, Michael Olowokandi, Dwayne Jones and a future first-round pick on Jan. 26, 2006.

DEPARTED: Traded to Miami along with Ricky Davis in exchange for Antoine Walker, Michael Doleac, Wayne Simien, a future first-round pick and cash considerations on Oct. 24, 2007.

YEAR	G-GS	MIN	FG	FGA	PCT	FT	FTA	PCT	OR	DR	TOT	A	PF-D	STL	TO	BLK	PTS	AVG
05-06	42-30	1157	179	354	.506	71	95	.747	60	143	203	33	147-3	25	74	40	429	10.2
06-07	82-81	2544	427	839	.509	147	195	.754	136	369	505	67	239-2	43	159	58	1010	12.3
TOTAL	124-111	3701	606	1193	.508	218	290	.752	196	512	708	100	386-5	68	233	98	1439	11.6

Three-point FG: 06-07, 9-31 (.290)

### BOOTH, CALVIN

COLLEGE: PENN STATE '99

NO: 52

POS: C

HT: 6-11

BIRTHDATE: MAY 7, 1976

ACQUIRED: From Philadelphia with Rodney Carney and a future first-round pick for a conditional second-round pick on July 9, 2008.

DEPARTED: Traded to Sacramento with Rashad McCants for Bobby Brown and Shelden Williams on Feb. 19, 2009.

YEAR	G-GS	MIN	FG	FGA	PCT	FT	FTA	PCT	OR	DR	TOT	A	PF-D	STL	TO	BLK	PTS	AVG
08-09	1-0	1	0	0	---	0	0	---	1	0	1	0	0-0	0	0	0	0	0.0

### BRAGG, MARQUES

COLLEGE: PROVIDENCE '92

NO: 33

POS: F

HT: 6-8

BIRTHDATE: MARCH 24, 1970

ACQUIRED: Signed as a free agent on Oct. 6, 1995.

DEPARTED: Unrestricted free agent on July 11, 1996.

YEAR	G-GS	MIN	FG	FGA	PCT	FT	FTA	PCT	OR	DR	TOT	A	PF-D	STL	TO	BLK	PTS	AVG
95-96	53-0	369	54	120	.450	23	41	.561	38	41	79	8	71-0	17	26	8	131	2.5

### BRANCH, ADRIAN

COLLEGE: MARYLAND '85

NO: 1

POS: G/F

HT: 6-7

BIRTHDATE: NOV. 17, 1963

ACQUIRED: Signed as a free agent on Oct. 20, 1989.

DEPARTED: Released on Dec. 23, 1989.

YEAR	G-GS	MIN	FG	FGA	PCT	FT	FTA	PCT	OR	DR	TOT	A	PF-D	STL	TO	BLK	PTS	AVG
89-90	11-0	91	25	61	.410	14	22	.636	8	12	20	4	14-0	6	8	0	65	5.9

Three-point FG: 1-1 (1.000)



## FORMER PLAYER STATS

### BRANDON, TERRELL

COLLEGE: OREGON '91

NO: 7

POS: G

HT: 5-11

BIRTHDATE: MAY 20, 1970

**ACQUIRED:** From Milwaukee with Brian Evans (from New Jersey) in a three-team trade for Stephon Marbury, Chris Carr, Bill Curley (to New Jersey) and Paul Grant (to Milwaukee) on March 11, 1999.

**DEPARTED:** Traded to Atlanta with Marc Jackson (to Philadelphia) in a four-team trade for Latrell Sprewell (from New York) on July 23, 2003.

YEAR	G-GS	MIN	FG	FGA	PCT	FT	FTA	PCT	OR	DR	TOT	A	PF-D	STL	TO	BLK	PTS	AVG
98-99	21-20	712	127	299	.425	39	47	.837	16	65	81	205	57-0	39	38	7	298	14.2
99-00	71-71	2587	486	1042	.466	187	208	.899	44	194	238	629	158-1	134	184	30	1212	17.1
00-01	78-78	2821	511	1134	.451	195	224	.871	60	238	298	583	138-1	161	155	21	1250	16.0
01-02	32-28	962	155	365	.425	83	84	.988	17	76	93	264	49-1	52	43	6	397	12.4
02-03																		
TOTAL	202-197	7082	1279	2840	.457	504	563	.895	137	573	710	1681	402-3	386	420	64	3157	15.6

Three-point FG: 98-99, 5-19 (.263); 00-01, 73-194 (.376); 99-00, 53-132 (.402); 00-01, 33-91 (.363); 01-02, 4-23 (.174). Total, 168-459 (.366)

Playoffs

YEAR	G-GS	MIN	FG	FGA	PCT	FT	FTA	PCT	OR	DR	TOT	A	PF-D	STL	TO	BLK	PTS	AVG
98-99	4-4	161	31	69	.449	12	13	.923	2	28	30	28	11-0	9	14	2	77	19.3
99-00	4-4	162	32	63	.508	10	11	.909	4	23	34	34	11-0	3	8	0	78	19.5
00-01	4-4	153	27	62	.435	3	3	1.000	2	15	17	25	10-0	4	8	2	61	15.3
TOTAL	12-12	476	90	194	.464	25	27	.926	8	62	70	87	32-0	16	30	4	216	18.0

Three-point FG: 98-99, 3-5 (.600); 99-00, 4-11 (.364); 00-01, 4-9 (.444). Total, 11-25 (.440)

### BREWER, COREY

COLLEGE: FLORIDA '07

NO: 22/13

POS: G/F

HT: 6-9

BIRTHDATE: MAR. 5, 1986

**ACQUIRED:** 2007 NBA Draft (1st round/7th overall); Signed as a free agent on July 12, 2013.

**DEPARTED:** Traded to New York in a three-team trade with Eddy Curry, Anthony Randolph (both from New York) and a second-round draft pick from Denver on Feb. 22, 2011; Traded to Houston in a three-team trade for Troy Daniels and two second-round picks.

YEAR	G-GS	MIN	FG	FGA	PCT	FT	FTA	PCT	OR	DR	TOT	A	PF-D	STL	TO	BLK	PTS	AVG
07-08	79-35	1803	182	486	.374	88	110	.800	82	210	292	111	188-2	76	89	25	459	5.8
08-09	15-8	307	37	90	.411	14	19	.737	18	31	49	25	37-0	15	13	3	93	6.2
09-10	82-82	2482	409	949	.431	166	256	.648	70	209	279	193	224-4	117	164	29	1066	13.0
10-11	56-22	1362	168	437	.384	121	171	.708	45	107	152	77	134-1	89	77	14	483	8.6
13-14	81-81	2609	388	807	.481	163	227	.718	63	144	207	135	210-1	151	105	30	998	12.3
14-15	24-16	680	94	225	.418	55	78	.705	32	62	94	78	62-0	54	50	4	251	10.5
TOTAL	337-244	9243	1278	2994	.427	607	861	.705	310	763	1073	619	855-8	502	498	105	3350	9.9

Three-point FG: 07-08, 7-36 (.194); 08-09, 5-12 (.417); 09-10, 82-237 (.346); 10-11, 26-99 (.263); 13-14, 59-211 (.280); 14-15, 8-41 (.195). Total, 187-636 (.294).

### BREUER, RANDY

COLLEGE: MINNESOTA '83

NO: 45

POS: C

HT: 7-3

BIRTHDATE: OCT. 11, 1960

**ACQUIRED:** From Milwaukee for Brad Lohaus and a conditional one-time exchange of second-round picks in 1991 or 1992 on Jan. 4, 1990.

**DEPARTED:** Unrestricted free agent on July 1, 1992.

YEAR	G-GS	MIN	FG	FGA	PCT	FT	FTA	PCT	OR	DR	TOT	A	PF-D	STL	TO	BLK	PTS	AVG
89-90	51-47	1325	212	510	.416	94	142	.662	111	179	290	84	133-2	33	68	75	518	10.2
90-91	73-44	1505	197	435	.453	35	79	.443	114	231	345	73	132-1	35	69	80	429	5.9
91-92	67-25	1176	161	344	.468	41	77	.532	98	183	281	89	117-0	27	41	99	363	5.4
TOTAL	191-116	4006	570	1289	.442	170	298	.570	323	593	916	246	382-3	95	178	254	1310	6.9

Three-point FG: 89-90, 0-1 (.000); 91-92, 0-1 (.000). Total, 0-2 (.000)

### BROOKS, SCOTT

COLLEGE: UC IRVINE '87

NO: 1

POS: G

HT: 5-11

BIRTHDATE: JULY 31, 1965

**ACQUIRED:** From Philadelphia for a 1990 second-round draft pick on June 26, 1990.

**DEPARTED:** Traded to Houston for future considerations on Sept. 25, 1992.

YEAR	G-GS	MIN	FG	FGA	PCT	FT	FTA	PCT	OR	DR	TOT	A	PF-D	STL	TO	BLK	PTS	AVG
90-91	80-0	980	159	370	.430	61	72	.847	28	44	72	204	122-1	53	51	5	424	5.3
91-92	82-0	1082	167	374	.447	51	63	.810	27	72	99	205	82-0	66	51	7	417	5.1
TOTAL	162-0	2062	326	744	.438	112	135	.830	55	116	171	409	204-1	119	102	12	841	5.2

Three-point FG: 90-91, 45-135 (.333); 91-92, 32-90 (.356). Total, 77-225 (.342)

### BROWN, BOBBY

COLLEGE: CAL STATE-FULLERTON '07

NO: 1

POS: G

HT: 6-2

BIRTHDATE: SEPT. 24, 1984

**ACQUIRED:** From Sacramento with Sheldon Williams for Calvin Booth and Rashad McCants on Feb. 19, 2009.

**DEPARTED:** To New Orleans with Darius Songaila for Antonio Daniels on Sept. 9, 2009.

YEAR	G-GS	MIN	FG	FGA	PCT	FT	FTA	PCT	OR	DR	TOT	A	PF-D	STL	TO	BLK	PTS	AVG
08-09	21-1	256	47	113	.416	8	9	.889	6	10	16	30	21-0	6	16	2	116	5.5

Three-point FG: 08-09, 14-36 (.389)

### BROWN, MIKE

COLLEGE: GEORGE WASHINGTON '85

NO: 40

POS: C

HT: 6-10

BIRTHDATE: JULY 19, 1963

**ACQUIRED:** From Utah for Felton Spencer on June 30, 1993.

**DEPARTED:** Unrestricted free agent on July 1, 1995.

YEAR	G-GS	MIN	FG	FGA	PCT	FT	FTA	PCT	OR	DR	TOT	A	PF-D	STL	TO	BLK	PTS	AVG
93-94	82-40	1921	111	260	.427	77	118	.653	119	328	447	72	218-4	51	75	29	299	3.6
94-95	27-0	213	10	40	.250	15	27	.556	9	36	45	10	35-0	7	16	0	35	1.3
TOTAL	109-40	2134	121	300	.403	89	145	.614	128	364	492	82	253-4	58	91	29	334	3.1

Three-point FG: 93-94, 0-2 (.000); 94-95, 0-1 (.000). Total, 0-3 (.000)



# FORMER PLAYER STATS

BROWN, MYRON		COLLEGE: SLIPPERY ROCK '91					NO: 34		POS: G		HT: 6-3		BIRTHDATE: NOV. 3, 1969					
ACQUIRED: 1991 NBA Draft (2nd Round/34th overall).																		
DEPARTED: Released on Dec. 18, 1991.																		
YEAR	G-GS	MIN	FG	FGA	PCT	FT	FTA	PCT	OR	DR	TOT	A	PF-D	STL	TO	BLK	PTS	AVG
91-92	4-0	23	4	6	.667	0	0	.000	0	3	3	6	2-0	1	4	0	9	2.3
Three-point FG: 1-3 (.333)																		

<b>BUCKNER, GREG</b>			<b>COLLEGE: CLEMSON '98</b>			<b>NO: 7</b>		<b>POS: G</b>		<b>HT: 6-4</b>		<b>BIRTHDATE: SEPT. 16, 1976</b>						
<b>ACQUIRED:</b> From Dallas for Trenton Hassell on Sept. 28, 2007.																		
<b>DEPARTED:</b> Traded to Memphis with Marko Jaric, Antoine Walker and the draft rights to O.J. Mayo for Brian Cardinal, Jason Collins, Mike Miller and the draft rights to Kevin Love on June 26, 2008.																		
<b>YEAR</b>	<b>G-GS</b>	<b>MIN</b>	<b>FG</b>	<b>FGA</b>	<b>PCT</b>	<b>FT</b>	<b>FTA</b>	<b>PCT</b>	<b>OR</b>	<b>DR</b>	<b>TOT</b>	<b>A</b>	<b>PF-D</b>	<b>STL</b>	<b>TO</b>	<b>BLK</b>	<b>PTS</b>	<b>AVG</b>
07-08	31-4	520	45	117	.385	19	22	.864	10	55	65	39	63-0	21	29	2	124	4.0
Three-point FG: 15-50 (.300)																		

<b>BUDINGER, CHASE</b>			<b>COLLEGE: ARIZONA '09</b>					<b>NO: 10</b>		<b>POS: G/F</b>		<b>HT: 6-7</b>		<b>BIRTHDATE: MAY 22, 1988</b>					
<b>ACQUIRED:</b> Signed as a free agnet on July 12, 2013.																			
<b>DEPARTED:</b> Traded to Indiana for Damjan Rudez on July 11, 2015.																			
<b>YEAR</b>	<b>G-GS</b>	<b>MIN</b>	<b>FG</b>	<b>FGA</b>	<b>PCT</b>	<b>FT</b>	<b>FTA</b>	<b>PCT</b>	<b>OR</b>	<b>DR</b>	<b>TOT</b>	<b>A</b>	<b>PF-D</b>	<b>STL</b>	<b>TO</b>	<b>BLK</b>	<b>PTS</b>	<b>AVG</b>	
12-13	23-1	508	79	191	.414	32	42	.762	15	56	71	25	29-0	14	23	7	216	9.4	
13-14	41-8	751	100	254	.394	32	39	.821	19	84	103	31	58-0	19	24	2	274	6.7	
14-15	67-4	1286	169	390	.433	67	81	.827	33	165	198	64	72-0	44	49	10	457	6.8	
Three-point FG: 12-13, 26-81 (.321); 13-14, 42-120 (.350); 14-15, 52-143 (.364). Total, 120-344 (.349).																			

<b>CAMPBELL, TONY</b>			<b>COLLEGE: OHIO STATE '84</b>					<b>NO: 19</b>		<b>POS: G</b>		<b>HT: 6-7</b>		<b>BIRTHDATE: MAY 7, 1962</b>				
<b>ACQUIRED:</b> Signed as a free agent on Sept. 13, 1989.																		
<b>DEPARTED:</b> Traded to New York for future considerations on Sept. 14, 1992.																		
<b>YEAR</b>	<b>G-GS</b>	<b>MIN</b>	<b>FG</b>	<b>FGA</b>	<b>PCT</b>	<b>FT</b>	<b>FTA</b>	<b>PCT</b>	<b>OR</b>	<b>DR</b>	<b>TOT</b>	<b>A</b>	<b>PF-D</b>	<b>STL</b>	<b>TO</b>	<b>BLK</b>	<b>PTS</b>	<b>AVG</b>
89-90	82-81	3164	723	1581	.457	448	569	.787	209	242	451	213	260-7	111	251	31	1903	23.2
90-91	77-71	2893	652	1502	.434	358	446	.803	161	185	346	214	204-0	121	190	48	1678	21.8
91-92	78-41	2441	527	1137	.464	240	299	.803	141	145	286	229	206-1	84	165	31	1307	16.8
<b>TOTAL</b>	<b>237-193</b>	<b>8498</b>	<b>1902</b>	<b>4220</b>	<b>.451</b>	<b>1046</b>	<b>1314</b>	<b>.796</b>	<b>511</b>	<b>572</b>	<b>1083</b>	<b>656</b>	<b>670-8</b>	<b>316</b>	<b>606</b>	<b>110</b>	<b>4888</b>	<b>20.6</b>
Three-point FG: 89-90, 9-54 (.167); 90-91, 16-61 (.262); 91-92, 13-37 (.351). Total, 38-152 (.250)																		

CARDINAL, BRIAN

COLLEGE: PURDUE '00

NO: 14

POS: F

HT: 6-8

BIRTHDATE: MAY 2, 1977

ACQUIRED: From Memphis with Jason Collins, Mike Miller and the draft rights to Kevin Love for Greg Buckner, Marko Jaric, Antoine Walker and the draft rights to O.J. Mayo on June 26, 2008 ; Signed as a free agent on Mar. 23, 2010.

DEPARTED: Traded to New York for Darko Milicic on Feb. 17, 2010 ; Unrestricted free agent on July 1, 2010.

YEAR	G-GS	MIN	FG	FGA	PCT	FT	FTA	PCT	OR	DR	TOT	A	PF-D	STL	TO	BLK	PTS	AVG
08-09	64-4	909	65	169	.385	30	35	.857	39	103	142	76	135-0	37	48	13	190	3.0
09-10	29-0	267	14	36	.389	17	18	.944	7	22	29	24	56-1	9	7	3	48	1.7
TOTAL	93-4	1176	79	205	.385	47	53	.887	46	125	171	100	191-1	46	55	16	238	2.6

Three-point FG: 08-09, 30-92 (.326); 09-10, 3-9 (.333). Total, 33-101 (.327)

<b>CARNEY, RODNEY</b>			<b>COLLEGE: MEMPHIS '06</b>				<b>NO: 10</b>		<b>POS: F</b>		<b>HT: 6-7</b>		<b>BIRTHDATE: APRIL 5, 1984</b>					
<b>ACQUIRED:</b> From Philadelphia with Calvin Booth and a future first-round pick for a conditional second-round pick on July 9, 2008.																		
<b>DEPARTED:</b> Unrestricted free agent on July 1, 2009.																		
<b>YEAR</b>	<b>G-GS</b>	<b>MIN</b>	<b>FG</b>	<b>FGA</b>	<b>PCT</b>	<b>FT</b>	<b>FTA</b>	<b>PCT</b>	<b>OR</b>	<b>DR</b>	<b>TOT</b>	<b>A</b>	<b>PF-D</b>	<b>STL</b>	<b>TO</b>	<b>BLK</b>	<b>PTS</b>	<b>AVG</b>
08-09	67-6	1199	176	423	.416	50	66	.758	36	90	126	26	94-0	45	43	29	481	7.2
Three-Point FG: 79-226 (.350)																		

<b>CARR, CHRIS</b>		<b>COLLEGE: SOUTHERN ILLINOIS '95</b>					<b>NO: 43</b>		<b>POS: G</b>		<b>HT: 6-6</b>		<b>BIRTHDATE: MARCH 12, 1974</b>					
<b>ACQUIRED:</b> Signed as a free agent on July 19, 1996.																		
<b>DEPARTED:</b> Traded to New Jersey in a three-team trade with Stephon Marbury and Bill Curley and Paul Grant (to Milwaukee) for Terrell Brandon and Brian Evans on March 11, 1999.																		
<b>YEAR</b>	<b>G-GS</b>	<b>MIN</b>	<b>FG</b>	<b>FGA</b>	<b>PCT</b>	<b>FT</b>	<b>FTA</b>	<b>PCT</b>	<b>OR</b>	<b>DR</b>	<b>TOT</b>	<b>A</b>	<b>PF-D</b>	<b>STL</b>	<b>TO</b>	<b>BLK</b>	<b>PTS</b>	<b>AVG</b>
96-97	55-10	830	125	271	.461	56	73	.767	31	82	113	48	93-0	24	40	10	337	6.1
97-98	51-40	1165	190	452	.420	84	99	.848	43	112	155	85	129-1	17	37	11	504	9.9
98-99	11-2	81	9	26	.346	2	4	.500	0	12	12	7	9-0	1	4	1	23	2.1
<b>TOTAL</b>	<b>117-52</b>	<b>2076</b>	<b>324</b>	<b>749</b>	<b>.433</b>	<b>142</b>	<b>176</b>	<b>.807</b>	<b>74</b>	<b>206</b>	<b>280</b>	<b>140</b>	<b>231-1</b>	<b>42</b>	<b>81</b>	<b>22</b>	<b>864</b>	<b>7.4</b>
Three-point FG: 96-97, 31-88 (.352); 97-98, 40-127 (.315); 98-99, 3-9 (.333). Total, 74-224 (.330)																		

<i>Playoffs</i>		<b>G-GS</b>	<b>MIN</b>	<b>FG</b>	<b>FGA</b>	<b>PCT</b>	<b>FT</b>	<b>FTA</b>	<b>PCT</b>	<b>OR</b>	<b>DR</b>	<b>TOT</b>	<b>A</b>	<b>PF-D</b>	<b>STL</b>	<b>TO</b>	<b>BLK</b>	<b>PTS</b>	<b>AVG</b>
96-97	1-0	8	0	2	.000	0	0	0	----	0	2	2	1	6-0	2	1	0	0	0.0

CARTER, ANTHONY

COLLEGE: HAWAII '98

NO: 7

POS: G

HT: 6-2

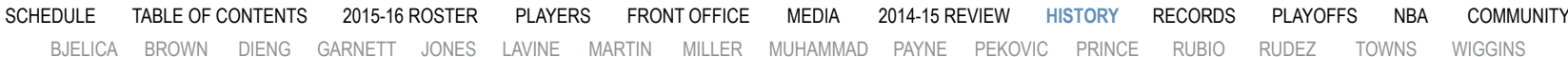
BIRTHDATE: JUNE 16, 1975

ACQUIRED: Signed as a free agent on Oct. 4, 2004.

DEPARTED: Unrestricted free agent on July 1, 2006.

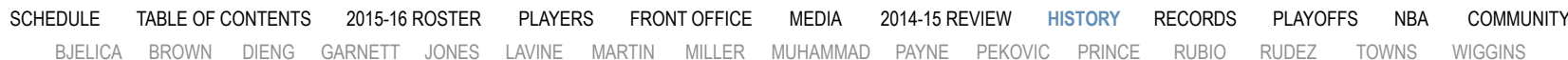
YEAR	G-GS	MIN	FG	FGA	PCT	FT	FTA	PCT	OR	DR	TOT	A	PF-D	STL	TO	BLK	PTS	AVG
04-05	66-12	742	72	177	.407	35	51	.686	12	57	69	161	88-2	35	62	18	181	2.7
05-06	45-8	589	53	137	.387	40	55	.727	9	53	62	101	71-0	24	40	9	150	3.3
TOTAL	111-20	1331	125	314	.398	75	106	.708	21	110	131	262	159-2	59	102	27	331	3.0

Three-point FG: 04-05, 2-17 (.118); 05-06, 4-15 (.267). Total, 6-32 (.188)



<b>CASSELL, SAM</b>			<b>COLLEGE: FLORIDA STATE '93</b>			<b>NO: 19</b>			<b>POS: G</b>			<b>HT: 6-3</b>			<b>BIRTHDATE: NOV. 18, 1969</b>																	
<b>ACQUIRED:</b> From Milwaukee with Ervin Johnson for Joe Smith and Anthony Peeler on June 27, 2003.																																
<b>DEPARTED:</b> Traded to Los Angeles Clippers with a conditional first-round draft pick for Lionel Chalmers and Marko Jaric on Aug. 12, 2005.																																
<b>YEAR</b>	<b>G-GS</b>	<b>MIN</b>	<b>FG</b>	<b>FGA</b>	<b>PCT</b>	<b>FT</b>	<b>FTA</b>	<b>PCT</b>	<b>OR</b>	<b>DR</b>	<b>TOT</b>	<b>A</b>	<b>PF-D</b>	<b>STL</b>	<b>TO</b>	<b>BLK</b>	<b>PTS</b>															
03-04	81-81	2838	620	1270	.488	289	331	.873	44	227	271	592	247-2	102	220	18	1603															
04-05	59-38	1522	319	687	.464	134	155	.865	25	132	157	301	160-2	36	109	14	799															
<b>TOTAL</b>	<b>140-119</b>	<b>4360</b>	<b>939</b>	<b>1957</b>	<b>.480</b>	<b>423</b>	<b>486</b>	<b>.870</b>	<b>69</b>	<b>359</b>	<b>428</b>	<b>893</b>	<b>407-4</b>	<b>138</b>	<b>329</b>	<b>32</b>	<b>2402</b>															
Three-point FG: 03-04, 74-186 (.398); 04-05, 27-103 (.262). Total, 101-289 (.349)																																
<i>Playoffs</i>																																
<b>YEAR</b>	<b>G-GS</b>	<b>MIN</b>	<b>FG</b>	<b>FGA</b>	<b>PCT</b>	<b>FT</b>	<b>FTA</b>	<b>PCT</b>	<b>OR</b>	<b>DR</b>	<b>TOT</b>	<b>A</b>	<b>PF-D</b>	<b>STL</b>	<b>TO</b>	<b>BLK</b>	<b>PTS</b>															
03-04	16-15	497	94	202	.465	52	61	.852	3	37	40	70	53-2	12	43	3	265															
Three-point FG: 25-60 (.417)																																
<b>COFFEY, RICHARD</b>			<b>COLLEGE: MINNESOTA '90</b>			<b>NO: 33</b>			<b>POS: F</b>			<b>HT: 6-6</b>			<b>BIRTHDATE: SEPT. 2, 1965</b>																	
<b>ACQUIRED:</b> Signed as a free agent on Oct. 7, 1990.																																
<b>DEPARTED:</b> Released on June 20, 1991.																																
<b>YEAR</b>	<b>G-GS</b>	<b>MIN</b>	<b>FG</b>	<b>FGA</b>	<b>PCT</b>	<b>FT</b>	<b>FTA</b>	<b>PCT</b>	<b>OR</b>	<b>DR</b>	<b>TOT</b>	<b>A</b>	<b>PF-D</b>	<b>STL</b>	<b>TO</b>	<b>BLK</b>	<b>PTS</b>															
90-91	52-1	320	28	75	.373	12	22	.545	42	37	79	3	45-0	6	5	4	68															
Three-point FG: 0-1 (.000)																																
<b>COLLINS, JASON</b>			<b>COLLEGE: STANFORD '01</b>			<b>NO: 34</b>			<b>POS: C</b>			<b>HT: 7-0</b>			<b>BIRTHDATE: DEC. 2, 1978</b>																	
<b>ACQUIRED:</b> From Memphis with Brian Cardinal, Mike Miller and the draft rights to Kevin Love for Greg Buckner, Marko Jaric, Antoine Walker and the draft rights to O.J. Mayo on June 26, 2008.																																
<b>DEPARTED:</b> Unrestricted free agent on July 1, 2009.																																
<b>YEAR</b>	<b>G-GS</b>	<b>MIN&lt;/</b>																														





## O: 23      POS: G/F      HT: 6-7      BIRTHDATE: JUNE 21, 1970

**DAVIS, RICKY** COLLEGE: IOWA '98 NO: 31 POS: G HT: 6-7 BIRTHDATE: SEPT. 23, 1979  
**ACQUIRED:** From Boston with Marcus Banks, Mark Blount, Justin Reed and two future second-round picks for Wally Szczerbiak, Michael Olowokandi, Dwayne Jones and a future first-round pick on Jan. 26, 2006.  
**DEPARTED:** Traded to Miami along with Mark Blount in exchange for Antoine Walker, Michael Doleac, Wayne Simien, a future first-round pick and cash considerations on Oct. 24, 2007.

YEAR	G-GS	MIN	FG	FGA	PCT	FT	FTA	PCT	OR	DR	TOT	A	PF-D	STL	TO	BLK	PTS	AVG
05-06	36-36	1460	255	595	.429	146	181	.807	25	139	164	173	99-1	42	98	8	689	19.1
06-07	81-81	3022	506	1089	.465	239	285	.839	54	261	315	385	189-1	80	210	23	1374	17.0

Three-point FG: 05-06, 33-117 (.282); 06-07, 123-310 (.397). Total, 156-427 (.365)

DOLEAC, MICHAEL										COLLEGE: UTAH '98		NO: 51		POS: C		HT: 6-11		BIRTHDATE: JUNE 15, 1977			
ACQUIRED: From Miami with Antoine Walker, Wayne Simien, a future first-round draft pick and cash considerations for Mark Blount and Ricky Davis on Oct. 24, 2007.																					
DEPARTED: Unrestricted free agent on July. 1, 2008.																					
YEAR	G-GS	MIN	FG	FGA	PCT	FT	FTA	PCT	OR	DR	TOT	A	PF-D	STL	TO	BLK	PTS	AVG			
07-08	24-8	257	28	63	.444	1	2	.500	16	33	49	7	44-0	10	12	10	57	2.4			
DURHAM, PAT										COLLEGE: COLORADO STATE '89		NO: 30		POS: G/F		HT: 6-7		BIRTHDATE: MARCH 10, 1967			

ACQUIRED: Signed as a free agent on Nov. 24, 1994.																		
DEPARTED: Unrestricted free agent on July 1, 1995.																		
YEAR	G-GS	MIN	FG	FGA	PCT	FT	FTA	PCT	OR	DR	TOT	A	PF-D	STL	TO	BLK	PTS	AVG
94-95	59-2	852	117	237	.494	63	96	.656	37	57	94	53	114-0	36	45	32	302	5.3
Three-point FG: 5-26 (.192)																		

**DUPREE, RONALD** COLLEGE: LOUISIANA STATE '03 NO: 12 POS: F HT: 6-7 BIRTHDATE: JAN. 26, 1981  
**ACQUIRED:** From Detroit for a future second-round pick on Oct. 31, 2005.  
**DEPARTED:** Unrestricted free agent on July 1, 2006.

YEAR	G-GS	MIN	FG	FGA	PCT	FT	FTA	PCT	OR	DR	TOT	A	PF-D	STL	TO	BLK	PTS	AVG
05-06	36-0	265	33	63	.524	14	41	.341	21	28	49	14	44-1	12	14	0	80	2.2

Three-point FG: 0-1 (.000)

EBI, NUDU		HIGH SCHOOL: WESTBURY CHRISTIAN				NO: 44		POS: F		HT: 6-9		BIRTHDATE: JUNE 18, 1984						
ACQUIRED: 2003 NBA Draft (1st Round/26th overall).																		
DEPARTED: Released on Oct. 31, 2005.																		
YEAR	G-GS	MIN	FG	FGA	PCT	FT	FTA	PCT	OR	DR	TOT	A	PF-D	STL	TO	BLK	PTS	AVG
03-04	17-0	32	6	14	.429	1	4	.250	2	1	3	3	6-0	0	3	4	13	0.8
04-05	2-0	54	11	21	.524	5	9	.556	6	10	16	1	7-0	1	3	1	27	13.5
TOTAL	19-0	86	17	35	.486	6	13	.462	8	11	19	4	13-0	1	6	5	40	2.1
Three-point FG: 04-05, 0-1 (.000), Total, 0-1 (.000)																		

<b>EISLEY, HOWARD</b>			<b>COLLEGE: BOSTON COLLEGE '94</b>			<b>NO: 10</b>		<b>POS: G</b>		<b>HT: 6-3</b>		<b>BIRTHDATE: DEC. 4, 1972</b>						
<b>ACQUIRED:</b> 1994 NBA Draft (2nd Round/30th overall).																		
<b>DEPARTED:</b> Released on Feb. 13, 1995.																		
<b>YEAR</b>	<b>G-GS</b>	<b>MIN</b>	<b>FG</b>	<b>FGA</b>	<b>PCT</b>	<b>FT</b>	<b>FTA</b>	<b>PCT</b>	<b>OR</b>	<b>DR</b>	<b>TOT</b>	<b>A</b>	<b>PF-D</b>	<b>STL</b>	<b>TO</b>	<b>BLK</b>	<b>PTS</b>	<b>AVG</b>
94-95	34-4	496	37	105	.352	31	40	.775	10	32	42	77	78-0	18	42	5	113	3.3
Three-point FG: 8-32 (.250)																		



## FORMER PLAYER STATS

### ELLINGTON, WAYNE

COLLEGE: NORTH CAROLINA '09

NO: 22

POS: G

HT: 6-4

BIRTHDATE: NOV. 29, 1987

ACQUIRED: 2009 NBA Draft.

DEPARTED: Traded to the Memphis Grizzlies on July 24, 2012 in exchange for Dante Cunningham

YEAR	G-GS	MIN	FG	FGA	PCT	FT	FTA	PCT	OR	DR	TOT	A	PF-D	STL	TO	BLK	PTS	AVG
09-10	76-1	1384	190	448	.424	61	70	.871	33	126	159	74	72-1	20	74	5	505	6.6
10-11	62-8	1181	160	397	.403	42	53	.792	26	82	108	72	85-1	28	53	3	410	6.6
11-12	51-4	973	122	302	.404	32	40	.800	14	85	99	33	56-0	26	26	10	311	6.1
TOTAL	189-13	3538	472	1147	.412	135	163	.828	73	293	366	179	213-2	74	153	18	1226	6.5

Three-point FG: 09-10, 64-162 (.395); 10-11, 48-121 (.397); 11-12, 35-108 (.324). Total: 147-391 (.376)

### ELLIS, LAPHONSO

COLLEGE: NOTRE DAME '92

NO: 3

POS: F

HT: 6-8

BIRTHDATE: MAY 5, 1970

ACQUIRED: Signed as a free agent on Oct. 4, 2000.

DEPARTED: Unrestricted free agent on July 1, 2001.

YEAR	G-GS	MIN	FG	FGA	PCT	FT	FTA	PCT	OR	DR	TOT	A	PF-D	STL	TO	BLK	PTS	AVG
00-01	82-5	1948	298	642	.464	169	214	.790	199	295	494	93	290-7	67	108	74	772	9.4

Three-point FG: 7-22 (.318)

Playoffs

YEAR	G-GS	MIN	FG	FGA	PCT	FT	FTA	PCT	OR	DR	TOT	A	PF-D	STL	TO	BLK	PTS	AVG
00-01	4-0	77	9	23	.391	6	8	.750	7	7	14	0	13-0	1	5	3	24	6.0

Three-point FG: 0-1 (.000)

### EVANS, BRIAN

COLLEGE: INDIANA '92

NO: 11

POS: F

HT: 6-8

BIRTHDATE: SEPT. 13, 1973

ACQUIRED: From New Jersey with Terrell Brandon (from Milwaukee) in a three-team trade for Stephon Marbury, Chris Carr, Bill Curley (to New Jersey) and Paul Grant (to Milwaukee) on March 11, 1999.

DEPARTED: Released on March 26, 1999.

YEAR	G-GS	MIN	FG	FGA	PCT	FT	FTA	PCT	OR	DR	TOT	A	PF-D	STL	TO	BLK	PTS	AVG
98-99	5-0	24	2	10	.200	0	0	---	2	0	2	1	1-0	2	0	0	4	0.8

Three-point FG: 0-1 (.000)

### EVANS, MAURICE

COLLEGE: TEXAS '01

NO: 1

POS: G

HT: 6-5

BIRTHDATE: NOV. 8, 1978

ACQUIRED: Signed as a free agent on July 23, 2001.

DEPARTED: Released on Oct. 24, 2002.

YEAR	G-GS	MIN	FG	FGA	PCT	FT	FTA	PCT	OR	DR	TOT	A	PF-D	STL	TO	BLK	PTS	AVG
01-02	10-0	45	9	19	.474	3	4	.750	3	1	4	4	9-0	0	2	0	21	2.1

Three-point FG: 0-3 (.000)

### FLYNN, JONNY

COLLEGE: SYRACUSE '09

NO: 10

POS: G

HT: 6-0

BIRTHDATE: FEB. 6, 1989

ACQUIRED: 2009 NBA Draft (1st Round/6th overall).

DEPARTED: Traded to Houston with the draft rights to Donatas Motiejunas and a future second-round pick for Brad Miller, the draft rights to Nikola Mirotic and Chandler Parsons and a future first-round pick on June 24, 2011.

YEAR	G-GS	MIN	FG	FGA	PCT	FT	FTA	PCT	OR	DR	TOT	A	PF-D	STL	TO	BLK	PTS	AVG
09-10	81-81	2339	397	952	.417	223	270	.826	24	167	191	356	98-0	82	233	2	1094	13.5
10-11	53-8	983	108	296	.365	32	42	.762	12	65	77	182	58-0	34	113	3	279	5.3
TOTAL	134-89	3322	505	1248	.405	255	312	.817	36	232	268	538	156-0	116	346	5	1373	10.2

Three-point FG: 09-10, 77-215 (.346); 10-11, 31-100 (.310). Total, 108-315 (.343)

### FOSTER, GREG

COLLEGE: TEXAS-EL PASO '90

NO: 44

POS: F

HT: 6-11

BIRTHDATE: OCT. 3, 1968

ACQUIRED: Signed as a free agent on Dec. 16, 1994.

DEPARTED: Unrestricted free agent on July 1, 1995.

YEAR	G-GS	MIN	FG	FGA	PCT	FT	FTA	PCT	OR	DR	TOT	A	PF-D	STL	TO	BLK	PTS	AVG
94-95	61-0	845	109	232	.470	56	80	.700	67	138	205	23	129-0	13	54	20	281	4.6

Three-point FG: 7-23 (.304)

### FOYE, RANDY

COLLEGE: VILLANOVA '06

NO: 4

POS: G

HT: 6-4

BIRTHDATE: SEPT. 24, 1983

ACQUIRED: From Portland in exchange for the draft rights to Brandon Roy on June 28, 2006.

DEPARTED: Traded to Washington with Mike Miller for Oleksiy Pecherov, Darius Songaila and Etan Thomas on June 24, 2009.

YEAR	G-GS	MIN	FG	FGA	PCT	FT	FTA	PCT	OR	DR	TOT	A	PF-D	STL	TO	BLK	PTS	AVG
06-07	82-12	1879	300	691	.434	164	192	.854	49	169	218	232	184-1	53	152	21	832	10.1
07-08	39-31	1259	198	462	.429	53	65	.815	13	115	128	164	102-1	36	79	3	510	13.1
08-09	70-61	2494	399	981	.407	230	272	.846	34	180	214	303	201-3	72	150	26	1139	16.3
TOTAL	191-104	5632	897	2134	.420	447	529	.845	96	464	560	699	487-5	161	381	50	2481	13.0

Three-point FG: 06-07, 68-185 (.368); 07-08, 61-148 (.412); 08-09, 111-308 (.360). Total, 240-641 (.374)

### FRAHM, RICHIE

COLLEGE: GONZAGA '00

NO: 24

POS: G

HT: 6-3

BIRTHDATE: AUG. 14, 1977

ACQUIRED: Signed as a free agent on Sept. 25, 2005.

DEPARTED: Released on March 16, 2006.

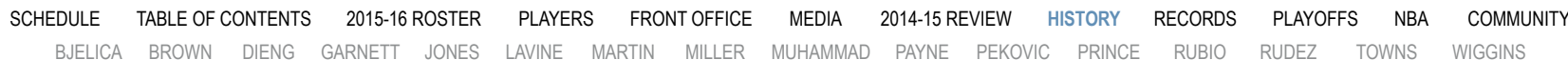
YEAR	G-GS	MIN	FG	FGA	PCT	FT	FTA	PCT	OR	DR	TOT	A	PF-D	STL	TO	BLK	PTS	AVG
05-06	25-0	225	24	65	.369	3	5	.600	3	20	23	15	22-0	3	4	2	66	2.6

Three-point FG: 15-48 (.313)



## FORMER PLAYER STATS

<b>FRANK, TELLIS</b>			COLLEGE: WESTERN KENTUCKY '87				NO: 32/30		POS: F		HT: 6-10		BIRTHDATE: APRIL 26, 1965					
ACQUIRED: Signed as a free agent on Oct. 4, 1991 ; Signed as a free agent on Aug. 30, 1993.																		
DEPARTED: Released on Nov. 29, 1991 ; Unrestricted free agent on July 1, 1994.																		
YEAR	G-GS	MIN	FG	FGA	PCT	FT	FTA	PCT	OR	DR	TOT	A	PF-D	STL	TO	BLK	PTS	AVG
91-92	10-0	140	18	33	.545	10	15	.667	8	18	26	8	24-0	5	5	4	46	4.6
93-94	67-11	959	67	167	.419	54	76	.711	83	157	240	57	163-1	35	49	35	188	2.8
TOTAL	77-11	1099	85	200	.425	64	91	.703	91	175	266	65	187-1	40	54	39	234	3.0
Three-point FG: 93-94, 0-2 (.000)																		
<b>GAINES, SUNDIATA</b>			COLLEGE: GEORGIA '08				NO: 1		POS: G		HT: 6-1		BIRTHDATE: APRIL 18, 1986					
ACQUIRED: Signed as a free agent on Nov. 12, 2010.																		
DEPARTED: Waived on Jan. 4, 2011.																		
YEAR	G-GS	MIN	FG	FGA	PCT	FT	FTA	PCT	OR	DR	TOT	A	PF-D	STL	TO	BLK	PTS	AVG
10-11	8-0	65	7	22	.318	5	10	.500	1	5	6	6	4-0	3	6	0	21	2.6
Three-point FG: 2-6 (.333)																		
<b>GARLAND, WINSTON</b>			COLLEGE: SW MISSOURI STATE '87				NO: 22		POS: G		HT: 6-3		BIRTHDATE: DEC. 19, 1964					
ACQUIRED: Signed as a free agent on Nov. 11, 1994.																		
DEPARTED: Unrestricted free agent on July 1, 1995.																		
YEAR	G-GS	MIN	FG	FGA	PCT	FT	FTA	PCT	OR	DR	TOT	A	PF-D	STL	TO	BLK	PTS	AVG
94-95	73-58	1931	170	410	.415	89	112	.795	48	120	168	318	184-1	71	105	13	448	6.1
Three-point FG: 19-75 (.253)																		
<b>GARRETT, DEAN</b>			COLLEGE: INDIANA '88				NO: 22		POS: C		HT: 6-11		BIRTHDATE: NOV. 27, 1966					
ACQUIRED: From Denver with Bobby Jackson in a three-team trade that also included Toronto. Sent Micheal Williams, the rights to Zeljko Rebraca, and a future first round pick to the Raptors on Jan. 21, 1999.																		
DEPARTED: Traded to Golden State with a second-round pick in the 2007 NBA Draft for Marc Jackson on Feb. 21, 2002.																		
YEAR	G-GS	MIN	FG	FGA	PCT	FT	FTA	PCT	OR	DR	TOT	A	PF-D	STL	TO	BLK	PTS	AVG
96-97	68-47	1665	223	389	.573	96	138	.696	149	346	495	38	158-1	40	34	95	542	8.0
98-99	49-37	1054	116	231	.502	38	51	.745	99	158	257	28	113-0	30	29	45	270	5.5
99-00	56-23	604	48	108	.444	18	26	.692	41	99	140	19	94-1	8	21	40	114	2.0
00-01	70-21	831	75	156	.481	27	39	.692	65	152	217	24	93-0	26	25	49	177	2.5
01-02	29-0	152	14	40	.350	0	3	.000	13	34	47	4	26-0	5	7	9	28	1.0
TOTAL	272-128	4306	476	924	.515	179	257	.696	367	789	1156	113	484-2	109	116	238	1131	4.2
Playoffs																		
YEAR	G-GS	MIN	FG	FGA	PCT	FT	FTA	PCT	OR	DR	TOT	A	PF-D	STL	TO	BLK	PTS	AVG
96-97	3-3	118	15	29	.517	8	10	.800	19	16	35	4	11-0	2	1	3	38	12.7
98-99	4-3	92	10	18	.556	2	5	.400	9	7	16	5	16-1	2	2	3	22	5.5
99-00	3-0	16	1	2	.500	1	2	.500	1	1	2	0	2-0	0	0	1	3	1.0
00-01	3-2	41	4	12	.333	5	6	.833	2	7	9	0	6-0	1	0	1	13	4.3
TOTAL	13-8	267	30	61	.492	16	23	.696	31	31	62	9	35-1	5	3	8	76	5.8
<b>GARRICK, TOM</b>			COLLEGE: RHODE ISLAND '88				NO: 22		POS: G		HT: 6-2		BIRTHDATE: JULY 7, 1966					
ACQUIRED: Signed as a free agent on Dec. 16, 1991.																		
DEPARTED: Released on March 6, 1992.																		
YEAR	G-GS	MIN	FG	FGA	PCT	FT	FTA	PCT	OR	DR	TOT	A	PF-D	STL	TO	BLK	PTS	AVG
91-92	15-0	112	11	33	.333	6	8	.750	2	7	9	18	14-0	7	10	3	29	1.9
Three-point FG: 1-2 (.500)																		
<b>GELABALE, MICKAEL</b>			COLLEGE: FRANCE '05				NO: 15		POS: F		HT: 6-7		BIRTHDATE: MAY 22, 1983					
ACQUIRED: Signed as a free agent on Jan. 19, 2013																		
DEPARTED: Waived on July 7, 2013.																		
YEAR	G-GS	MIN	FG	FGA	PCT	FT	FTA	PCT	OR	DR	TOT	A	PF-D	STL	TO	BLK	PTS	AVG
12-13	36-13	644	72	139	.518	21	24	.875	32	67	99	26	47	16	16	4	181	5.0
Three-point FG: 16-52 (.308)																		
<b>GILL, KENDALL</b>			COLLEGE: ILLINOIS '90				NO: 9		POS: F/G		HT: 6-5		BIRTHDATE: MAY 25, 1968					
ACQUIRED: Signed as a free agent on Sept. 25, 2002.																		
DEPARTED: Unrestricted free agent on July 1, 2003.																		
YEAR	G-GS	MIN	FG	FGA	PCT	FT	FTA	PCT	OR	DR	TOT	A	PF-D	STL	TO	BLK	PTS	AVG
02-03	82-34	2068	286	677	.422	123	161	.764	51	197	248	156	176-2	78	108	15	714	8.7
Three-point FG: 19-59 (.322)																		
Playoffs																		
YEAR	G-GS	MIN	FG	FGA	PCT	FT	FTA	PCT	OR	DR	TOT	A	PF-D	STL	TO	BLK	PTS	AVG
02-03	6-0	118	10	27	.370	9	14	.643	6	7	13	7	12-1	4	4	1	31	5.2
Three-point FG: 2-4 (.500)																		



CLASS: GERALD		COLLEGE: MISSISSIPPI '90				NO: 22/4		POS: G/F		HT: 6-6		BIRTHDATE: NOV. 12, 1967						
ACQUIRED: 1990 NBA Draft (1st Round/20th overall).																		
DEPARTED: Traded to Detroit with Mark Randall for Lance Blanks, Brad Sellers and a future second-round draft pick on Nov. 15, 1992.																		
YEAR	G-GS	MIN	FG	FGA	PCT	FT	FTA	PCT	OR	TOT	A	PF-D	STL	TO	BLK	PTS	AVG	
90-91	51-3	606	149	340	.438	52	76	.684	54	48	102	42	76-2	28	41	9	352	6.9
91-92	75-41	1822	383	871	.440	77	125	.616	107	153	260	175	171-0	66	103	30	859	11.5
92-93	4-0	71	8	27	.296	4	6	.667	1	2	3	9	6-0	3	5	0	20	5.0
TOTAL	130-44	2499	540	1238	.436	133	207	.643	162	203	365	226	253-2	97	149	39	1231	9.5
Three-point FG: 90-91, 2-17 (.118); 91-92, 16-54 (.296); 92-93, 0-2 (.000). Total, 18-73 (.247)																		

<b>GOLDWIRE, ANTHONY</b>			<b>COLLEGE: HOUSTON '94</b>			<b>NO: 5</b>		<b>POS: G</b>		<b>HT: 6-1</b>		<b>BIRTHDATE: SEPT. 6, 1971</b>						
<b>ACQUIRED:</b> Signed as a free agent on Jan. 7, 2004.																		
<b>DEPARTED:</b> Waived on Jan. 26, 2004.																		
<b>YEAR</b>	<b>G-GS</b>	<b>MIN</b>	<b>FG</b>	<b>FGA</b>	<b>PCT</b>	<b>FT</b>	<b>FTA</b>	<b>PCT</b>	<b>OR</b>	<b>DR</b>	<b>TOT</b>	<b>A</b>	<b>PF-D</b>	<b>STL</b>	<b>TO</b>	<b>BLK</b>	<b>PTS</b>	<b>AVG</b>
03-04	5-0	66	5	14	.357	1	1	1.000	1	5	6	10	5-0	3	2	0	13	2.6
Three-point FG: 2-6 (.333)																		

<b>GRANT, PAUL</b>															<b>COLLEGE: WISCONSIN '97</b>					<b>NO: 40</b>		<b>POS: C</b>		<b>HT: 7-0</b>		<b>BIRTHDATE: JAN. 6, 1974</b>				
<b>ACQUIRED:</b> 1997 NBA Draft (1st Round/20th overall).																														
<b>DEPARTED:</b> Traded to Milwaukee in a three-team trade with Stephon Marbury, Chris Carr and Bill Curley (to New Jersey) for Terrell Brandon and Brian Evans on March 11, 1999.																														
<b>YEAR</b>	<b>G-GS</b>	<b>MIN</b>	<b>FG</b>	<b>FGA</b>	<b>PCT</b>	<b>FT</b>	<b>FTA</b>	<b>PCT</b>	<b>OR</b>	<b>DR</b>	<b>TOT</b>	<b>A</b>	<b>PF-D</b>	<b>STL</b>	<b>TO</b>	<b>BLK</b>	<b>PTS</b>	<b>AVG</b>												
98-99	4-0	8	1	4	.250	0	0	---	1	0	1	0	4-0	0	1	0	2	0.5												

<b>GRIFFIN, EDDIE</b>		<b>COLLEGE: SETON HALL '01</b>		<b>NO: 41</b>		<b>POS: F</b>		<b>HT: 6-10</b>		<b>BIRTHDATE: MAY 30, 1982</b>								
<b>ACQUIRED:</b> Signed as a free agent on October 5, 2004.																		
<b>DEPARTED:</b> Released on March 13, 2007.																		
<b>YEAR</b>	<b>G-GS</b>	<b>MIN</b>	<b>FG</b>	<b>FGA</b>	<b>PCT</b>	<b>FT</b>	<b>FTA</b>	<b>PCT</b>	<b>OR</b>	<b>DR</b>	<b>TOT</b>	<b>A</b>	<b>PF-D</b>	<b>STL</b>	<b>TO</b>	<b>BLK</b>	<b>PTS</b>	<b>AVG</b>
04-05	70-0	1492	202	522	.387	56	78	.718	128	325	453	53	120-1	23	55	118	527	7.5
05-06	70-27	1359	130	370	.351	44	74	.595	107	282	389	40	125-0	13	43	148	320	4.6
06-07	13-0	92	7	27	.259	4	5	.800	7	18	25	4	8-0	0	6	7	18	1.4
<b>TOTAL</b>	<b>153-27</b>	<b>2943</b>	<b>339</b>	<b>919</b>	<b>.369</b>	<b>104</b>	<b>157</b>	<b>.662</b>	<b>242</b>	<b>625</b>	<b>867</b>	<b>97</b>	<b>253-1</b>	<b>36</b>	<b>104</b>	<b>273</b>	<b>865</b>	<b>5.7</b>
Three-point FG: 04-05, 67-204 (.328); 05-06, 16-82 (.195); 06-07, 0-1 (.000). TOTAL, 83-287 (.289)																		

Playoffs																		
YEAR	G-GS	MIN	FG	FGA	PCT	FT	FTA	PCT	OR	DR	TOT	A	PF-D	STL	TO	BLK	PTS	AVG
96-97	3-3	121	23	52	.442	6	10	.600	2	14	16	13	13-0	7	6	2	55	18.3
Three-point FG: 3-4 (.750)																		





## FORMER PLAYER STATS

### GUIBERT, ANDRES

HIGH SCHOOL: MANUEL FAJARDO (CUBA)

NO: 51

POS: F

HT: 6-10

BIRTHDATE: OCT. 28, 1968

ACQUIRED: Signed as a free agent on April 13, 1994.

DEPARTED: Selected in 1995 Expansion Draft by Toronto on June 24, 1995.

YEAR	G-GS	MIN	FG	FGA	PCT	FT	FTA	PCT	OR	DR	TOT	A	PF-D	STL	TO	BLK	PTS	AVG
93-94	5-0	33	6	20	.300	3	6	.500	10	6	16	2	6-0	0	6	1	15	3.0
94-95	17-0	167	16	47	.340	13	19	.684	16	29	45	10	29-0	8	12	1	45	2.6
<b>TOTAL</b>	<b>22-0</b>	<b>200</b>	<b>22</b>	<b>67</b>	<b>.328</b>	<b>16</b>	<b>25</b>	<b>.640</b>	<b>26</b>	<b>35</b>	<b>61</b>	<b>12</b>	<b>35-0</b>	<b>8</b>	<b>18</b>	<b>2</b>	<b>60</b>	<b>2.7</b>

Three-point FG: 94-95, 0-4 (.000). Total, 0-4 (.000)

### HAMILTON, JUSTIN

COLLEGE: LSU '12

NO: 41

POS: C

HT: 7-0

BIRTHDATE: APRIL 1, 1990

ACQUIRED: Claimed on waivers from the New Orleans Pelicans on Mar. 5, 2015.

DEPARTED: Unrestricted free agent on July 1, 2015.

YEAR	G-GS	MIN	FG	FGA	PCT	FT	FTA	PCT	OR	DR	TOT	A	PF-D	STL	TO	BLK	PTS	AVG
14-15	17-9	423	58	113	.513	33	40	.825	33	53	86	24	37-0	19	18	25	153	9.0

Three-point FG: 14-15, 4-12 (.333).

### HAMMONDS, TOM

COLLEGE: GEORGIA TECH '89

NO: 20

POS: F

HT: 6-9

BIRTHDATE: MARCH 27, 1967

ACQUIRED: Signed as a free agent on Nov. 25, 1997.

DEPARTED: Retired on Oct. 2, 2001.

YEAR	G-GS	MIN	FG	FGA	PCT	FT	FTA	PCT	OR	DR	TOT	A	PF-D	STL	TO	BLK	PTS	AVG
97-98	57-2	1140	127	246	.516	92	132	.697	100	171	271	36	127-1	15	48	17	346	6.1
98-99	49-0	716	82	179	.458	48	75	.640	54	82	136	20	88-1	8	32	7	212	4.3
99-00	56-0	372	42	97	.433	33	56	.589	34	67	101	10	55-0	8	21	3	117	2.1
00-01	7-0	30	3	10	.300	1	2	.500	2	2	4	1	8-1	0	3	0	7	1.0
<b>TOTAL</b>	<b>169-2</b>	<b>2258</b>	<b>254</b>	<b>532</b>	<b>.477</b>	<b>174</b>	<b>265</b>	<b>.657</b>	<b>186</b>	<b>322</b>	<b>508</b>	<b>67</b>	<b>278-3</b>	<b>31</b>	<b>104</b>	<b>27</b>	<b>682</b>	<b>4.0</b>

Three-point FG: 97-98, 0-1 (.000)

### Playoffs

YEAR	G-GS	MIN	FG	FGA	PCT	FT	FTA	PCT	OR	DR	TOT	A	PF-D	STL	TO	BLK	PTS	AVG
97-98	5-1	113	12	28	.429	12	16	.750	10	12	22	2	18-0	0	4	1	36	7.2
98-99	4-0	18	0	0	---	4	4	1.000	0	2	2	0	4-0	0	4	0	4	1.0
99-00	1-0	2	0	0	---	0	0	---	0	0	0	0	0-0	0	0	0	0	0.0
<b>TOTAL</b>	<b>10-1</b>	<b>133</b>	<b>12</b>	<b>28</b>	<b>.429</b>	<b>16</b>	<b>20</b>	<b>.800</b>	<b>10</b>	<b>20</b>	<b>24</b>	<b>2</b>	<b>22-0</b>	<b>2</b>	<b>8</b>	<b>1</b>	<b>40</b>	<b>4.0</b>

### HART, JASON

COLLEGE: SYRACUSE '00

NO: 6

POS: G

HT: 6-3

BIRTHDATE: APRIL 29, 1978

ACQUIRED: Signed as a free agent on Sept. 28, 2009.

DEPARTED: Traded to Phoenix for Alando Tucker, a future second-round pick and cash considerations on Dec. 29, 2009.

YEAR	G-GS	MIN	FG	FGA	PCT	FT	FTA	PCT	OR	DR	TOT	A	PF-D	STL	TO	BLK	PTS	AVG
09-10	1-0	5	0	1	.000	0	0	---	0	0	0	1	0-0	1	0	0	0	0.0

### HASSELL, TRENTON

COLLEGE: AUSTIN PEAY '01

NO: 23

POS: G

HT: 6-5

BIRTHDATE: MARCH 4, 1979

ACQUIRED: Signed as a free agent on Oct. 29, 2003.

DEPARTED: Traded to Dallas in exchange for Greg Buckner on Sept. 28, 2007.

YEAR	G-GS	MIN	FG	FGA	PCT	FT	FTA	PCT	OR	DR	TOT	A	PF-D	STL	TO	BLK	PTS	AVG
03-04	81-74	2264	177	381	.465	48	61	.787	68	189	257	133	200-1	36	46	54	406	5.0
04-05	82-51	2068	225	475	.474	90	114	.789	80	139	219	128	200-1	30	64	30	541	6.6
05-06	77-67	2514	286	616	.464	131	176	.744	82	134	216	203	201-3	43	124	29	710	9.2
06-07	76-68	2223	217	443	.490	72	92	.783	83	160	243	203	144-1	22	80	26	512	6.7
<b>TOTAL</b>	<b>316-260</b>	<b>9069</b>	<b>905</b>	<b>1915</b>	<b>.473</b>	<b>341</b>	<b>443</b>	<b>.770</b>	<b>313</b>	<b>622</b>	<b>935</b>	<b>667</b>	<b>745-6</b>	<b>131</b>	<b>314</b>	<b>139</b>	<b>2169</b>	<b>6.9</b>

Three-point FG: 03-04, 4-13 (.308); 04-05, 1-11 (.091); 05-06, 7-23 (.304); 06-07, 6-25 (.240). Total, 18-72 (.250)

### Playoffs

YEAR	G-GS	MIN	FG	FGA	PCT	FT	FTA	PCT	OR	DR	TOT	A	PF-D	STL	TO	BLK	PTS	AVG
03-04	18-18	472	62	119	.521	13	16	.813	21	23	44	27	42-0	10	16	7	138	7.7

Three-point FG: 1-2 (.500)

### HAYWARD, LAZAR

COLLEGE: MARQUETTE

NO: 32

POS: F

HT: 6-6

BIRTHDATE: NOV. 26, 1986

Acquired: Via trade on June 24, 2010 from Washington ; Signed as a free agent on Jan. 8, 2013

Departed: Traded to Oklahoma City on Dec. 13 ; Waived on Jan. 18, 2013

YEAR	G-GS	MIN	FG	FGA	PCT	FT	FTA	PCT	OR	DR	TOT	A	PF-D	STL	TO	BLK	PTS	AVG
10-11	42-0	419	55	154	.357	33	42	.786	23	47	70	28	44-0	12	19	7	160	3.8
12-13	4-0	31	2	10	.200	6	6	1.000	0	4	4	3	3-0	2	0	0	10	2.5
<b>TOTAL</b>	<b>46-0</b>	<b>450</b>	<b>57</b>	<b>164</b>	<b>.348</b>	<b>39</b>	<b>48</b>	<b>.813</b>	<b>23</b>	<b>51</b>	<b>74</b>	<b>31</b>	<b>44-0</b>	<b>14</b>	<b>19</b>	<b>7</b>	<b>170</b>	<b>3.7</b>

Three-point FG: 10-11, 17-60 (.283); 12-13, 0-4 (.000). Total, 17-64 (.266)



## FORMER PLAYER STATS

### HEAL, SHANE

HIGH SCHOOL: UPPER YARRA (AUSTRALIA)

NO: 10

POS: G

HT: 6-0

BIRTHDATE: SEPT. 6, 1970

ACQUIRED: Signed as a free agent on Sept. 18, 1996.

DEPARTED: Released on Oct. 30, 1997.

YEAR	G-GS	MIN	FG	FGA	PCT	FT	FTA	PCT	OR	DR	TOT	A	PF-D	STL	TO	BLK	PTS	AVG
96-97	43-0	236	26	97	.268	3	5	.600	2	16	18	33	20-0	3	17	3	75	1.7

Three-point FG: 20-65 (.308)

Playoffs

YEAR	G-GS	MIN	FG	FGA	PCT	FT	FTA	PCT	OR	DR	TOT	A	PF-D	STL	TO	BLK	PTS	AVG
96-97	2-0	3	2	2	1.000	0	0	----	0	0	0	1	0-0	0	0	0	2	3.0

Three-point FG: 2-2 (1.000)

### HOIBERG, FRED

COLLEGE: IOWA STATE '95

NO: 32

POS: G

HT: 6-5

BIRTHDATE: OCT. 15, 1972

ACQUIRED: Signed as a free agent on July 28, 2003.

DEPARTED: Released on Aug. 15, 2005.

YEAR	G-GS	MIN	FG	FGA	PCT	FT	FTA	PCT	OR	DR	TOT	A	PF-D	STL	TO	BLK	PTS	AVG
03-04	79-3	1804	178	383	.465	98	116	.845	21	247	268	109	136-0	66	44	10	530	6.7
04-05	76-0	1272	139	284	.489	89	102	.873	32	149	181	85	105-0	50	20	15	437	5.8
TOTAL	155-3	3076	317	667	.475	187	218	.858	53	396	449	194	141-0	116	64	25	967	6.2

Three-point FG: 03-04, 76-172 (.442); 04-05, 70-145 (.483). Total, 146-317 (.461)

Playoffs

YEAR	G-GS	MIN	FG	FGA	PCT	FT	FTA	PCT	OR	DR	TOT	A	PF-D	STL	TO	BLK	PTS	AVG
03-04	18-0	438	39	86	.453	15	16	.938	9	57	66	23	29-0	16	8	0	115	6.4

Three-point FG: 22-48 (.458)

### HOLLINS, RYAN

COLLEGE: UCLA '06

NO: 1

POS: C

HT: 7-0

BIRTHDATE: OCT. 10, 1984

ACQUIRED: Signed as a free agent on Aug. 10, 2009.

DEPARTED: Traded to Cleveland with Ramon Sessions and a future second-round pick for Sebastian Telfair and Delonte West on July 26, 2010.

YEAR	G-GS	MIN	FG	FGA	PCT	FT	FTA	PCT	OR	DR	TOT	A	PF-D	STL	TO	BLK	PTS	AVG
09-10	73-27	1223	169	303	.558	109	158	.690	79	128	207	51	199-3	19	95	38	447	6.1

Three-point 0-1 (.000)

### HOWARD, JOSH

COLLEGE: WAKE FORREST '03

NO: 5

POS: F/G

HT: 6-7

BIRTHDATE: APRIL 28, 1980

ACQUIRED: Signed as a free agent on Nov. 16, 2012.

DEPARTED: Waived on Dec. 20, 2012.

YEAR	G-GS	MIN	FG	FGA	PCT	FT	FTA	PCT	OR	DR	TOT	A	PF-D	STL	TO	BLK	PTS	AVG
12-13	11-4	207	31	77	.403	7	12	.583	9	27	36	4	18-0	10	10	3	74	6.7

Three-point 5-16 (.313)

### HUDSON, TROY

COLLEGE: SOUTHERN ILLINOIS '97

NO: 16

POS: G

HT: 6-1

BIRTHDATE: MAR. 13, 1976

ACQUIRED: Signed as a free agent on Aug. 26, 2002.

DEPARTED: Released on Aug. 3, 2007.

YEAR	G-GS	MIN	FG	FGA	PCT	FT	FTA	PCT	OR	DR	TOT	A	PF-D	STL	TO	BLK	PTS	AVG
02-03	79-74	2600	409	956	.428	208	231	.900	42	141	183	452	160-1	60	182	7	1123	14.2
03-04	29-1	503	80	207	.386	27	33	.818	4	31	35	70	32-0	7	34	0	218	7.5
04-05	79-32	1729	266	664	.401	70	90	.778	19	86	105	283	121-0	27	113	6	691	8.7
05-06	36-0	800	127	333	.381	48	52	.923	8	36	44	106	55-0	12	40	4	342	9.5
06-07	34-6	554	74	195	.379	26	32	.813	8	40	48	73	23-0	14	40	2	202	5.9
TOTAL	257-113	6186	956	2355	.406	379	438	.865	81	334	415	984	391-1	120	409	19	2576	10.0

Three-point FG: 02-03, 97-266 (.365); 03-04, 31-77 (.403); 04-05, 89-258 (.345); 05-06, 40-101 (.396); 06-07, 28-80 (.350). Total, 285-782 (.365)

Playoffs

YEAR	G-GS	MIN	FG	FGA	PCT	FT	FTA	PCT	OR	DR	TOT	A	PF-D	STL	TO	BLK	PTS	AVG
02-03	6-6	221	44	106	.415	36	38	.947	1	11	12	33	5-0	8	16	0	141	23.5

Three-point FG: 17-39 (.436)

### HUMMEL, ROBBIE

COLLEGE: PURDUE '12

NO: 6/4

POS: F

HT: 6-8

BIRTHDATE: MAR. 8, 1989

ACQUIRED: 2012 NBA Draft (2nd round/58th overall).

DEPARTED: Unrestricted free agent on July 1, 2015.

YEAR	G-GS	MIN	FG	FGA	PCT	FT	FTA	PCT	OR	DR	TOT	A	PF-D	STL	TO	BLK	PTS	AVG
13-14	53-5	655	67	177	.379	15	16	.938	35	97	132	23	57-0	16	10	2	181	3.4
14-15	45-4	742	79	172	.459	24	29	.828	31	103	134	27	86-0	16	18	9	198	4.4
TOTAL	98-9	1397	146	349	.418	39	45	.867	66	200	266	50	143-0	32	28	11	379	3.9

Three-point FG: 13-14, 32-89 (.360); 14-15, 16-51 (.314). Total, 48-140 (.343)



## FORMER PLAYER STATS

### JACKSON, BOBBY

COLLEGE: MINNESOTA '97

NO: 24

POS: G

HT: 6-1

BIRTHDATE: MARCH 13, 1973

**ACQUIRED:** From Denver with Dean Garrett in a three-team trade that also included Toronto. Sent Micheal Williams, the rights to Zeljko Rebraca, and a future first round pick to the Raptors on Jan. 21, 1999.

**DEPARTED:** Unrestricted free agent on July 1, 2000.

YEAR	G-GS	MIN	FG	FGA	PCT	FT	FTA	PCT	OR	DR	TOT	A	PF-D	STL	TO	BLK	PTS	AVG
98-99	50-0	941	310	791	.392	149	183	.259	78	224	302	317	75-0	39	75	3	353	7.1
99-00	73-10	1034	140	346	.405	76	98	.776	50	103	153	172	114-0	48	58	7	369	5.1
<b>TOTAL</b>	<b>123-10</b>	<b>1975</b>	<b>450</b>	<b>1137</b>	<b>.396</b>	<b>225</b>	<b>281</b>	<b>.800</b>	<b>128</b>	<b>327</b>	<b>455</b>	<b>489</b>	<b>189</b>	<b>87</b>	<b>133</b>	<b>10</b>	<b>722</b>	<b>5.8</b>

Three-point FG: 98-99, 10-27 (.370); 99-00, 13-46 (.283). Total, 23-73 (.315)

#### Playoffs

YEAR	G-GS	MIN	FG	FGA	PCT	FT	FTA	PCT	OR	DR	TOT	A	PF-D	STL	TO	BLK	PTS	AVG
98-99	4-0	27	2	10	.200	0	0	---	1	3	4	2	3-0	0	2	0	4	1.0
99-00	3-0	30	4	8	.500	6	6	1.000	0	5	5	4	4-0	2	2	1	15	5.0
<b>TOTAL</b>	<b>7-0</b>	<b>57</b>	<b>6</b>	<b>18</b>	<b>.333</b>	<b>6</b>	<b>6</b>	<b>1.000</b>	<b>1</b>	<b>8</b>	<b>9</b>	<b>6</b>	<b>7-0</b>	<b>2</b>	<b>4</b>	<b>1</b>	<b>19</b>	<b>2.7</b>

Three-point FG: 98-99, 0-3 (.000); 99-00, 1-3 (.333). Total, 1-6 (.167)

### JACKSON, MARC

COLLEGE: TEMPLE '97

NO: 25

POS: F/C

HT: 6-10

BIRTHDATE: JAN. 16, 1975

**ACQUIRED:** From Golden State for Dean Garrett and a second-round pick in the 2007 NBA Draft on Feb. 21, 2002.

**DEPARTED:** Traded to Philadelphia with Terrell Brandon (to Atlanta) in a four-team trade for Latrell Sprewell on July 23, 2003.

YEAR	G-GS	MIN	FG	FGA	PCT	FT	FTA	PCT	OR	DR	TOT	A	PF-D	STL	TO	BLK	PTS	AVG
01-02	22-0	326	38	99	.384	26	32	.813	31	54	85	7	44-0	6	18	3	102	4.6
02-03	77-0	1041	153	349	.438	114	149	.765	86	139	225	37	137-0	24	59	30	421	5.5
<b>TOTAL</b>	<b>99-0</b>	<b>1367</b>	<b>191</b>	<b>448</b>	<b>.426</b>	<b>140</b>	<b>181</b>	<b>.773</b>	<b>117</b>	<b>193</b>	<b>310</b>	<b>44</b>	<b>181-0</b>	<b>30</b>	<b>77</b>	<b>33</b>	<b>523</b>	<b>5.3</b>

Three-point FG: 01-02, 0-1 (.000); 02-03, 1-1 (1.000). Total, 1-2 (.500)

#### Playoffs

YEAR	G-GS	MIN	FG	FGA	PCT	FT	FTA	PCT	OR	DR	TOT	A	PF-D	STL	TO	BLK	PTS	AVG
01-02	1-0	1	0	0	---	0	0	---	0	0	0	0	1-0	0	0	0	0	0.0
02-03	6-0	110	17	32	.531	16	19	.842	10	23	33	8	19-0	2	9	1	50	8.3
<b>TOTAL</b>	<b>7-0</b>	<b>111</b>	<b>17</b>	<b>32</b>	<b>.531</b>	<b>16</b>	<b>19</b>	<b>.842</b>	<b>10</b>	<b>23</b>	<b>33</b>	<b>8</b>	<b>20-0</b>	<b>2</b>	<b>9</b>	<b>1</b>	<b>50</b>	<b>7.1</b>

Three-point FG: 02-03, 0-1 (.000)

### JACKSON, STANLEY

COLLEGE: ALABAMA-BIRMINGHAM '93

NO: 7

POS: G

HT: 6-3

BIRTHDATE: OCT. 14, 1970

**ACQUIRED:** Signed as a free agent on Aug. 30, 1993.

**DEPARTED:** Unrestricted free agent on July 1, 1994.

YEAR	G-GS	MIN	FG	FGA	PCT	FT	FTA	PCT	OR	DR	TOT	A	PF-D	STL	TO	BLK	PTS	AVG
93-94	17-0	92	17	33	.515	3	3	1.000	12	15	27	16	13-0	5	10	0	38	2.2

Three-point FG: 1-5 (.200)

### JACOBSON, SAM

COLLEGE: MINNESOTA '98

NO: 9

POS: G/F

HT: 6-4

BIRTHDATE: JULY 22, 1975

**ACQUIRED:** Signed as a free agent on Oct. 17, 2000.

**DEPARTED:** Unrestricted free agent on July 1, 2001.

YEAR	G-GS	MIN	FG	FGA	PCT	FT	FTA	PCT	OR	DR	TOT	A	PF-D	STL	TO	BLK	PTS	AVG
00-01	14-0	59	9	18	.500	2	3	.667	3	3	6	4	19-0	3	0	0	20	1.4

### JAMES, MIKE

COLLEGE: DUQUESNE '98

NO: 13

POS: G

HT: 6-2

BIRTHDATE: JUNE 23, 1975

**ACQUIRED:** Signed as a free agent on July 13, 2006.

**DEPARTED:** Traded to Houston with Justin Reed for Juwan Howard on June 14, 2007.

YEAR	G-GS	MIN	FG	FGA	PCT	FT	FTA	PCT	OR	DR	TOT	A	PF-D	STL	TO	BLK	PTS	AVG
06-07	82-65	2069	297	703	.422	154	184	.837	25	138	163	297	171-1	55	129	7	828	10.1

Three-point FG: 80-215 (.372)

### JARIC, MARKO

COLLEGE: SERBIA

NO: 55

POS: G

HT: 6-7

BIRTHDATE: OCT. 12, 1978

**ACQUIRED:** From the Los Angeles Clippers with Lionel Chalmers for Sam Cassell and a conditional first-round draft pick on Aug. 12, 2005.

**DEPARTED:** Traded to Memphis with Greg Buckner, Antoine Walker and the draft rights to O.J. Mayo for Brian Cardinal, Jason Collins, Mike Miller and the draft rights to Kevin Love on June 26, 2008.

YEAR	G-GS	MIN	FG	FGA	PCT	FT	FTA	PCT	OR	DR	TOT	A	PF-D	STL	TO	BLK	PTS	AVG
05-06	75-49	2102	226	566	.399	95	138	.688	60	173	233	293	189-3	108	127	21	587	7.8
06-07	70-13	1555	136	325	.418	67	88	.761	54	130	184	145	172-1	75	88	16	371	5.3
07-08	75-56	2189	227	528	.430	121	163	.742	38	184	222	311	180-1	97	128	32	621	8.3
<b>TOTAL</b>	<b>220-118</b>	<b>5846</b>	<b>589</b>	<b>1419</b>	<b>.415</b>	<b>283</b>	<b>389</b>	<b>.728</b>	<b>152</b>	<b>487</b>	<b>639</b>	<b>749</b>	<b>541-5</b>	<b>280</b>	<b>343</b>	<b>69</b>	<b>1579</b>	<b>7.2</b>

Three-point FG: 05-06, 40-133 (.301); 06-07, 32-85 (.376); 07-08, 46-127 (.362). Total 118-345 (.342)

### JAWAI, NATHAN

COLLEGE: AUSTRALIA

NO: 15

POS: F

HT: 6-10

BIRTHDATE: OCT. 10, 1986

**ACQUIRED:** From Dallas for a future second-round pick on Oct. 20, 2009.

**DEPARTED:** Unrestricted free agent on July 1, 2010.

YEAR	G-GS	MIN	FG	FGA	PCT	FT	FTA	PCT	OR	DR	TOT	A	PF-D	STL	TO	BLK	PTS	AVG
09-10	39-2	412	49	111	.441	26	38	.684	49	55	104	24	58-0	10	27	9	124	3.2

Three-point FG: 0-1 (.000)



## FORMER PLAYER STATS

### JEFFERS, OTHYUS

COLLEGE: ROBERT MORRIS UNIVERSITY '08

NO: 0

POS: G

HT: 6-5

BIRTHDATE: AUG. 5, 1985

ACQUIRED: Signed as a free agent on Apr. 8, 2014.

DEPARTED: Unrestricted free agent on July 1, 2014.

YEAR	G-GS	MIN	FG	FGA	PCT	FT	FTA	PCT	OR	DR	TOT	A	PF-D	STL	TO	BLK	PTS	AVG
13-14	2-0	13	0	1	.000	2	2	1.000	0	3	3	0	1-0	0	1	0	2	1.0

Three-point FG: 0-1 (.000)

### JEFFERSON, AL

HIGH SCHOOL: PRENTISS HIGH SCHOOL '04

NO: 25

POS: F

HT: 6-10

BIRTHDATE: JAN. 4, 1985

ACQUIRED: From Boston with Ryan Gomes, Gerald Green, Theo Ratliff, Sebastian Telfair and two future first-round picks for Kevin Garnett on July 31, 2007.

DEPARTED: Traded to Utah for two future first-round picks and Kosta Koufos on July 14, 2010.

YEAR	G-GS	MIN	FG	FGA	PCT	FT	FTA	PCT	OR	DR	TOT	A	PF-D	STL	TO	BLK	PTS	AVG
07-08	82-82	2919	721	1441	.500	284	394	.721	308	603	911	117	222-0	74	167	119	1726	21.0
08-09	50-50	1836	485	975	.497	186	252	.738	172	376	548	79	141-2	39	92	83	1156	23.1
09-10	76-76	2463	560	1125	.498	181	266	.680	180	523	703	137	205-1	63	136	98	1301	17.1
TOTAL	208-208	7218	1766	3541	.499	651	912	.714	660	1502	2162	333	568	176	395	300	4183	20.1

Three-point FG: 07-08, 0-5 (.000); 08-09, 0-4 (.000); 09-10, 0-4 (.000). Total 0-13, (.000)

### JOHNSON, CHRIS

COLLEGE: LSU '09

NO: 20

POS: C

HT: 6-11

BIRTHDATE: JULY 15, 1985

ACQUIRED: Signed a 10-day contract on January 19, 2013. Signed a second 10-day contract on January 29, 2013. Signed for the remainder of the season on February 8, 2013.

DEPARTED: Waived on October 26, 2013.

YEAR	G-GS	MIN	FG	FGA	PCT	FT	FTA	PCT	OR	DR	TOT	A	PF-D	STL	TO	BLK	PTS	AVG
12-13	30-0	284	48	75	.640	21	34	.618	20	40	60	8	49-0	7	13	28	117	3.9

### JOHNSON, ERVIN

COLLEGE: NEW ORLEANS '93

NO: 40

POS: C

HT: 6-11

BIRTHDATE: DEC. 21, 1967

ACQUIRED: From Milwaukee with Sam Cassell for Joe Smith and Anthony Peeler on June 27, 2003.

DEPARTED: Unrestricted free agent on July 1, 2005.

YEAR	G-GS	MIN	FG	FGA	PCT	FT	FTA	PCT	OR	DR	TOT	A	PF-D	STL	TO	BLK	PTS	AVG
03-04	66-47	965	55	103	.534	17	28	.607	61	171	232	24	156-1	27	30	43	127	1.9
04-05	46-23	410	28	54	.519	16	25	.640	43	70	113	6	86-0	7	18	13	73	1.6
TOTAL	112-70	1375	83	157	.529	33	53	.623	104	241	345	30	242-1	34	48	56	200	1.8

Three-point FG: 03-04, 0-1 (.000); 04-05, 1-1 (1.000). Total 1-2, (.500)

Playoffs

YEAR	G-GS	MIN	FG	FGA	PCT	FT	FTA	PCT	OR	DR	TOT	A	PF-D	STL	TO	BLK	PTS	AVG
03-04	18-16	356	19	38	.500	10	16	.625	27	57	84	13	56-0	11	6	10	48	2.7

### JOHNSON, STEVE

COLLEGE: OREGON STATE '81

NO: 33

POS: C

HT: 6-10

BIRTHDATE: NOV. 3, 1957

ACQUIRED: Selected in Expansion Draft from Portland on June 15, 1989.

DEPARTED: Traded to Seattle with a conditional 1991 second-round draft pick for Brad Sellers on Feb. 22, 1990.

YEAR	G-GS	MIN	FG	FGA	PCT	FT	FTA	PCT	OR	DR	TOT	A	PF-D	STL	TO	BLK	PTS	AVG
89-90	4-0	17	0	2	.000	0	0	----	0	3	1	0	4-0	0	6	0	0	0.0

### JOHNSON, WES

COLLEGE: SYRACUSE '10

NO: 4

POS: F

HT: 6-7

BIRTHDATE: JULY 11, 1987

ACQUIRED: 2010 NBA Draft (1st Round/4th Overall).

DEPARTED: Traded to Phoenix as part of a three team trade on July 27, 2012.

YEAR	G-GS	MIN	FG	FGA	PCT	FT	FTA	PCT	OR	DR	TOT	A	PF-D	STL	TO	BLK	PTS	AVG
10-11	79-63	2069	271	682	.397	64	92	.696	51	189	240	148	163-3	58	95	54	709	9.0
11-12	65-64	1469	158	397	.398	24	34	.706	24	153	177	59	115-0	35	60	48	393	6.0
TOTAL	144-127	3538	429	1079	.398	88	126	.698	75	342	417	207	278-3	93	155	102	1102	7.7

Three-point FG: 10-11, 103-289 (.356); 11-12, 53-169 (.314). Total, 156-458 (.341)

### JONES, ASKIA

COLLEGE: KANSAS STATE '94

NO: 2

POS: G

HT: 6-5

BIRTHDATE: DEC. 3, 1971

ACQUIRED: Signed as a free agent on Sept. 19, 1994.

DEPARTED: Released on Nov. 24, 1994.

YEAR	G-GS	MIN	FG	FGA	PCT	FT	FTA	PCT	OR	DR	TOT	A	PF-D	STL	TO	BLK	PTS	AVG
94-95	11-0	139	15	44	.341	13	16	.813	6	5	11	16	19-0	6	9	0	45	4.1

Three-point FG: 2-12 (.167)

### JORDAN, REGGIE

COLLEGE: NEW MEXICO STATE '94

NO: 31

POS: G

HT: 6-4

BIRTHDATE: JAN. 26, 1968

ACQUIRED: Signed as a free agent on March 19, 1997.

DEPARTED: Unrestricted free agent on July 1, 1999.

YEAR	G-GS	MIN	FG	FGA	PCT	FT	FTA	PCT	OR	DR	TOT	A	PF-D	STL	TO	BLK	PTS	AVG
96-97	10-0	31	8	10	.800	4	7	.571	0	4	4	1	2-0	2	2	0	20	2.0
97-98	57-1	487	54	113	.478	41	72	.569	50	40	97	50	63-0	35	30	9	149	2.6
98-99	27-1	296	15	54	.278	21	38	.553	27	32	59	41	38-0	12	14	5	51	1.9
TOTAL	94-2	814	77	177	.435	66	117	.564	77	76	153	92	103-0	49	46	14	220	2.3

Three-point FG: 97-98, 0-1 (.000)

Playoffs

YEAR	G-GS	MIN	FG	FGA	PCT	FT	FTA	PCT	OR	DR	TOT	A	PF-D	STL	TO	BLK	PTS	AVG
97-98	2-0	29	5	8	.625	1	2	.500	3	6	9	3	5-0	1	0	0	12	6.0

Three-point FG: 97-98, 0-1 (.000)





## FORMER PLAYER STATS

### KILPATRICK, SEAN

COLLEGE: CINCINNATI '14

NO: 1

POS: G

HT: 6-4

BIRTHDATE: JAN. 6, 1990

ACQUIRED: Signed to a 10-day contract on Mar. 19, 2015.

DEPARTED: Unrestricted free agent on Mar. 30, 2015.

YEAR	G-GS	MIN	FG	FGA	PCT	FT	FTA	PCT	OR	DR	TOT	A	PF-D	STL	TO	BLK	PTS	AVG
14-15	4-0	72	7	20	.350	4	4	1.000	1	5	6	4	3-0	3	2	0	22	5.5

Three-point FG: 14-15, 4-13 (.308).

### KING, STACEY

COLLEGE: OKLAHOMA '89

NO: 21

POS: F/C

HT: 6-11

BIRTHDATE: JAN. 29, 1967

ACQUIRED: From Chicago for Luc Longley on Feb. 23, 1994.

DEPARTED: Unrestricted free agent on July 1, 1995.

YEAR	G-GS	MIN	FG	FGA	PCT	FT	FTA	PCT	OR	DR	TOT	A	PF-D	STL	TO	BLK	PTS	AVG
93-94	18-15	516	78	170	.458	57	83	.687	40	69	109	19	57-0	13	40	33	48	4.5
94-95	50-10	792	99	212	.467	68	102	.667	54	111	165	26	126-1	24	64	20	266	5.3
TOTAL	68-24	1308	177	382	.463	125	185	.676	94	178	274	45	183-1	37	104	53	314	4.6

Three-point FG: 94-95, 0-1 (.000). Total, 0-1 (.000)

### KIRILENKO, ANDREI

COLLEGE: RUSSIA '99

NO: 47

POS: F

HT: 6-9

BIRTHDATE: FEB. 18, 1981

ACQUIRED: Signed as a free agent on July 27, 2012.

DEPARTED: Unrestricted free agent on July 1, 2013.

YEAR	G-GS	MIN	FG	FGA	PCT	FT	FTA	PCT	OR	DR	TOT	A	PF-D	STL	TO	BLK	PTS	AVG
12-13	64-64	2034	284	560	.507	188	250	.752	102	260	362	177	82-2	96	119	62	791	12.4

Three-point FG: 35-120 (.292)

### KOUFOS, KOSTA

COLLEGE: OHIO STATE '08

NO: 41

POS: C

HT: 7-0

BIRTHDATE: FEB. 24, 1989

ACQUIRED: From Utah along with two future first-round picks for Al Jefferson on July 13, 2010.

DEPARTED: Traded to Denver with Corey Brewer (to New York) in a three-team trade for Anthony Randolph, Eddy Curry, and cash considerations (from New York), as well as a future second-round pick (from Denver), on Feb. 22, 2011.

YEAR	G-GS	MIN	FG	FGA	PCT	FT	FTA	PCT	OR	DR	TOT	A	PF-D	STL	TO	BLK	PTS	AVG
10-11	39-1	336	47	108	.435	12	24	.500	42	55	97	7	50-0	8	25	20	106	2.7

Three-point FG: 0-2 (.000)

### LAETTNER, CHRISTIAN

COLLEGE: DUKE '92

NO: 32

POS: F/C

HT: 6-11

BIRTHDATE: AUG. 17, 1969

ACQUIRED: 1992 NBA Draft (1st Round/3rd overall).

DEPARTED: Traded to Atlanta with Sean Rooks for Andrew Lang and Anthony "Spud" Webb on Feb. 22, 1996.

YEAR	G-GS	MIN	FG	FGA	PCT	FT	FTA	PCT	OR	DR	TOT	A	PF-D	STL	TO	BLK	PTS	AVG
92-93	81-81	2823	503	1061	.474	462	553	.835	171	537	708	223	290-4	105	275	83	1472	18.2
93-94	70-67	2428	396	883	.448	375	479	.783	160	442	602	307	264-6	87	259	86	1173	16.8
94-95	81-80	2770	450	920	.489	409	500	.818	164	449	613	234	302-4	101	225	87	1322	16.3
95-96	44-44	1518	283	582	.486	217	266	.816	98	204	302	129	157-4	40	112	43	792	18.8
TOTAL	276-272	9539	1632	3446	.474	1463	1798	.832	593	1632	2225	893	1013-18	333	871	299	4759	17.2

Three-point FG: 92-93, 4-40 (.100); 93-94, 6-25 (.240); 94-95, 13-40 (.325); 95-96, 9-31 (.290). Total, 32-136 (.235)

### LANG, ANDREW

COLLEGE: ARKANSAS '88

NO: 28

POS: C

HT: 6-11

BIRTHDATE: JUNE 28, 1966

ACQUIRED: From Atlanta with Anthony "Spud" Webb for Christian Laettner and Sean Rooks on Feb. 22, 1996.

DEPARTED: Traded to Milwaukee to reacquire the first-round pick sent to the Bucks in the June 26, 1996 Stephon Marbury trade on July 11, 1996.

YEAR	G-GS	MIN	FG	FGA	PCT	FT	FTA	PCT	OR	DR	TOT	A	PF-D	STL	TO	BLK	PTS	AVG
95-96	20-18	550	72	171	.421	30	38	.789	42	79	121	3	63-0	7	30	41	175	8.8

Three-point FG: 1-2 (.500)

### LEE, MALCOLM

COLLEGE: UCLA '11

NO: 8

POS: G

HT: 6-5

BIRTHDATE: MAY 22, 1990

ACQUIRED: Via trade from Chicago on June 23, 2011.

DEPARTED: Traded to Golden State along with the draft rights to Andre Roberson in exchange for a 2014 2nd-round pick and cash considerations on June 27, 2013.

YEAR	G-GS	MIN	FG	FGA	PCT	FT	FTA	PCT	OR	DR	TOT	A	PF-D	STL	TO	BLK	PTS	AVG
11-12	19-0	243	23	59	.390	14	17	.824	9	17	26	31	22-0	8	17	4	62	3.3
12-13	16-12	289	29	76	.382	12	20	.600	15	24	39	20	30-1	12	10	6	78	4.9
TOTAL	35-12	532	52	135	.385	26	37	.703	24	41	65	51	52-1	20	2	10	140	4.0

Three-point FG: 11-12, 2-10 (.200); 12-13, 8-24 (.333). Total, 10-34 (.294)

### LEONARD, GARY

COLLEGE: MISSOURI '89

NO: 52

POS: C

HT: 7-1

BIRTHDATE: FEB. 16, 1967

ACQUIRED: 1989 NBA Draft (2nd Round/34th overall).

DEPARTED: Released on Oct. 31, 1990.

YEAR	G-GS	MIN	FG	FGA	PCT	FT	FTA	PCT	OR	DR	TOT	A	PF-D	STL	TO	BLK	PTS	AVG
89-90	22-0	127	13	31	.419	6	14	.429	10	17	27	1	26-0	3	8	9	32	1.5

Three-point FG: 0-1 (.000)

### LEWIS, QUINCY

COLLEGE: MINNESOTA '99

NO: 24

POS: F

HT: 6-7

BIRTHDATE: JUNE 26, 1977

ACQUIRED: Signed as a free agent on Sept. 26, 2003.

DEPARTED: Released on Dec. 20, 2003.

YEAR	G-GS	MIN	FG	FGA	PCT	FT	FTA	PCT	OR	DR	TOT	A	PF-D	STL	TO	BLK	PTS	AVG
03-04	14-0	65	7	20	.350	0	0	---	1	6	7	2	10-0	2	3	2	16	1.1

Three-point FG: 2-5 (.400)



## FORMER PLAYER STATS

<b>LOHAUS, BRAD</b>			<b>COLLEGE: IOWA '87</b>				<b>NO: 54</b>		<b>POS: C</b>		<b>HT: 6-11</b>		<b>BIRTHDATE: SEPT. 29, 1964</b>					
<b>ACQUIRED:</b> Selected in Expansion Draft from Sacramento on June 15, 1989.																		
<b>DEPARTED:</b> Traded to Milwaukee for Randy Breuer and a conditional one-time exchange of second round draft picks in 1991 or 1992 on Jan. 4, 1990.																		
<b>YEAR</b>	<b>G-GS</b>	<b>MIN</b>	<b>FG</b>	<b>FGA</b>	<b>PCT</b>	<b>FT</b>	<b>FTA</b>	<b>PCT</b>	<b>OR</b>	<b>DR</b>	<b>TOT</b>	<b>A</b>	<b>PF-D</b>	<b>STL</b>	<b>TO</b>	<b>BLK</b>	<b>PTS</b>	<b>AVG</b>
89-90	28-24	590	94	202	.465	21	26	.808	21	89	110	62	66-1	14	45	22	210	7.5
Three-point FG: 1-16 (.063)																		
<b>LONGLEY, LUC</b>			<b>COLLEGE: NEW MEXICO '91</b>				<b>NO: 13</b>		<b>POS: C</b>		<b>HT: 7-2</b>		<b>BIRTHDATE: JAN. 19, 1969</b>					
<b>ACQUIRED:</b> 1991 NBA Draft (1st Round/7th overall).																		
<b>DEPARTED:</b> Traded to Chicago for Stacey King on Feb. 23, 1994.																		
<b>YEAR</b>	<b>G-GS</b>	<b>MIN</b>	<b>FG</b>	<b>FGA</b>	<b>PCT</b>	<b>FT</b>	<b>FTA</b>	<b>PCT</b>	<b>OR</b>	<b>DR</b>	<b>TOT</b>	<b>A</b>	<b>PF-D</b>	<b>STL</b>	<b>TO</b>	<b>BLK</b>	<b>PTS</b>	<b>AVG</b>
91-92	66-3	991	114	249	.458	53	80	.663	67	190	257	58	157-0	35	83	64	281	4.3
92-93	55-25	1045	133	292	.455	53	74	.716	71	169	240	51	169-4	47	88	77	319	5.8
93-94	49-29	989	134	289	.464	56	80	.700	87	208	295	46	131-1	35	79	58	324	6.6
<b>TOTAL</b>	<b>170-57</b>	<b>3025</b>	<b>381</b>	<b>830</b>	<b>.459</b>	<b>162</b>	<b>234</b>	<b>.692</b>	<b>225</b>	<b>567</b>	<b>792</b>	<b>155</b>	<b>457-5</b>	<b>117</b>	<b>250</b>	<b>199</b>	<b>924</b>	<b>5.4</b>
Three-point FG: 93-94, 0-1 (.000)																		
<b>LOPEZ, FELIPE</b>			<b>COLLEGE: ST. JOHN'S '98</b>				<b>NO: 13</b>		<b>POS: G/F</b>		<b>HT: 6-5</b>		<b>BIRTHDATE: DEC. 19, 1974</b>					
<b>ACQUIRED:</b> Signed as a free agent on Feb. 28, 2001.																		
<b>DEPARTED:</b> Unrestricted free agent on July 1, 2003.																		
<b>YEAR</b>	<b>G-GS</b>	<b>MIN</b>	<b>FG</b>	<b>FGA</b>	<b>PCT</b>	<b>FT</b>	<b>FTA</b>	<b>PCT</b>	<b>OR</b>	<b>DR</b>	<b>TOT</b>	<b>A</b>	<b>PF-D</b>	<b>STL</b>	<b>TO</b>	<b>BLK</b>	<b>PTS</b>	<b>AVG</b>
00-01	23-10	457	69	152	.454	19	33	.576	25	49	74	34	46-0	21	27	12	170	7.4
01-02	67-0	581	59	156	.378	37	55	.673	29	51	80	39	73-0	18	36	1	169	2.5
02-03				Did not play - injured														
<b>TOTAL</b>	<b>90-10</b>	<b>1038</b>	<b>128</b>	<b>308</b>	<b>.416</b>	<b>56</b>	<b>88</b>	<b>.636</b>	<b>54</b>	<b>100</b>	<b>154</b>	<b>73</b>	<b>119-0</b>	<b>39</b>	<b>63</b>	<b>13</b>	<b>339</b>	<b>3.8</b>
Three-point FG: 00-01, 13-23 (.565); 01-02, 14-33 (.424). Total, 27-56 (.482)																		
<i>Playoffs</i>																		
<b>YEAR</b>	<b>G-GS</b>	<b>MIN</b>	<b>FG</b>	<b>FGA</b>	<b>PCT</b>	<b>FT</b>	<b>FTA</b>	<b>PCT</b>	<b>OR</b>	<b>DR</b>	<b>TOT</b>	<b>A</b>	<b>PF-D</b>	<b>STL</b>	<b>TO</b>	<b>BLK</b>	<b>PTS</b>	<b>AVG</b>
00-01	4-0	55	7	22	.318	2	3	.667	4	7	11	5	5-0	4	2	0	17	4.3
01-02	3-0	30	1	4	.250	1	2	.500	1	0	1	1	6-0	1	1	0	4	1.3
<b>TOTAL</b>	<b>7-0</b>	<b>85</b>	<b>8</b>	<b>26</b>	<b>.308</b>	<b>3</b>	<b>5</b>	<b>.600</b>	<b>5</b>	<b>7</b>	<b>12</b>	<b>6</b>	<b>11-0</b>	<b>5</b>	<b>3</b>	<b>0</b>	<b>21</b>	<b>3.0</b>
Three-point FG: 00-01, 1-5 (.200); 01-02, 1-2 (.500). Total, 2-7 (.286)																		
<b>LOVE, KEVIN</b>			<b>COLLEGE: UCLA '08</b>				<b>NO: 42</b>		<b>POS: F</b>		<b>HT: 6-10</b>		<b>BIRTHDATE: SEPT. 7, 1988</b>					
<b>ACQUIRED:</b> From Memphis with Brian Cardinal and Jason Collins for the draft rights to O.J. Mayo, Marko Jaric, Greg Buckner and Antoine Walker on June 26, 2008.																		
<b>DEPARTED:</b> Traded to Cleveland in a three-time trade in exchange for Andrew Wiggins, Anthony Bennett and Thaddeus Young on Aug. 23, 2014.																		
<b>YEAR</b>	<b>G-GS</b>	<b>MIN</b>	<b>FG</b>	<b>FGA</b>	<b>PCT</b>	<b>FT</b>	<b>FTA</b>	<b>PCT</b>	<b>OR</b>	<b>DR</b>	<b>TOT</b>	<b>A</b>	<b>PF-D</b>	<b>STL</b>	<b>TO</b>	<b>BLK</b>	<b>PTS</b>	<b>AVG</b>
08-09	81-37	2048	316	688	.459	265	336	.789	274	460	734	84	205-	35	118	50	899	11.1
09-10	60-22	1714	291	646	.450	225	276	.815	227	431	658	136	136-	43	117	23	842	14.0
10-11	73-73	2611	482	1026	.470	424	499	.850	330	782	1112	184	148	45	155	28	1476	20.2
11-12	55-55	2145	474	1059	.448	379	460	.824	226	508	734	111	152-	47	128	28	1432	26.0
12-13	18-18	618	105	298	.352	100	142	.704	64	188	252	42	34-	13	39	9	330	18.3
13-14	77-77	2797	650	1421	.457	520	633	.821	224	739	963	341	136-	59	196	35	2010	26.1
<b>TOTAL</b>	<b>364-282</b>	<b>11933</b>	<b>2318</b>	<b>5138</b>	<b>.451</b>	<b>1913</b>	<b>2346</b>	<b>.815</b>	<b>1345</b>	<b>3108</b>	<b>4453</b>	<b>898</b>	<b>811-</b>	<b>242</b>	<b>753</b>	<b>173</b>	<b>6989</b>	<b>19.2</b>
Three-point FG: 08-09, 2-19 (.105); 09-10, 35-106 (.330); 10-11, 88-211 (.417); 11-12, 105-282 (.372); 12-13, 20-92 (.217); 13-14, 190-505 (.376). Total, 440-1215 (.362)																		
<b>LOWE, SIDNEY</b>			<b>COLLEGE: NORTH CAROLINA STATE '83</b>				<b>NO: 35</b>		<b>POS: G</b>		<b>HT: 6-0</b>		<b>BIRTHDATE: JAN. 21, 1960</b>					
<b>ACQUIRED:</b> Signed as a free agent on Aug. 3, 1989.																		
<b>DEPARTED:</b> Retired on Sept. 27, 1990.																		
<b>YEAR</b>	<b>G-GS</b>	<b>MIN</b>	<b>FG</b>	<b>FGA</b>	<b>PCT</b>	<b>FT</b>	<b>FTA</b>	<b>PCT</b>	<b>OR</b>	<b>DR</b>	<b>TOT</b>	<b>A</b>	<b>PF-D</b>	<b>STL</b>	<b>TO</b>	<b>BLK</b>	<b>PTS</b>	<b>AVG</b>
89-90	80-38	1744	73	229	.319	39	54	.722	41	122	163	337	114-0	73	63	4	187	2.3
Three-point FG: 2-9 (.222)																		
<b>MADSEN, MARK</b>			<b>COLLEGE: STANFORD '00</b>				<b>NO: 35</b>		<b>POS: F</b>		<b>HT: 6-9</b>		<b>BIRTHDATE: JAN. 28, 1976</b>					
<b>ACQUIRED:</b> Signed as a free agent on July 28, 2003.																		
<b>DEPARTED:</b> Traded to the L.A. Clippers with Craig Smith and Sebastian Telfair for Quentin Richardson on July 20, 2009.																		
<b>YEAR</b>	<b>G-GS</b>	<b>MIN</b>	<b>FG</b>	<b>FGA</b>	<b>PCT</b>	<b>FT</b>	<b>FTA</b>	<b>PCT</b>	<b>OR</b>	<b>DR</b>	<b>TOT</b>	<b>A</b>	<b>PF-D</b>	<b>STL</b>	<b>TO</b>	<b>BLK</b>	<b>PTS</b>	<b>AVG</b>
03-04	72-12	1246	101	204	.495	57	118	.483	134	138	272	28	175-2	33	47	18	259	3.6
04-05	41-14	601	34	66	.515	20	40	.500	63	65	128	18	103-1	7	24	14	88	2.1
05-06	62-7	676	27	66	.409	20	47	.426	50	91	141	11	114-2	23	26	17	74	1.2
06-07	56-0	473	23	43	.535	15	29	.517	35	52	87	10	100-0	10	21	10	61	1.1
07-08	20-6	151	3	19	.158	3	12	.250	18	20	38	4	25-0	3	9	2	9	0.5
08-09	19-1	116	3	14	.214	0	4	.000	10	8	18	4	18-0	1	3	1	6	0.3
<b>TOTAL</b>	<b>270-40</b>	<b>3263</b>	<b>191</b>	<b>412</b>	<b>.464</b>	<b>115</b>	<b>250</b>	<b>.460</b>	<b>310</b>	<b>374</b>	<b>684</b>	<b>75</b>	<b>535-5</b>	<b>77</b>	<b>130</b>	<b>62</b>	<b>497</b>	<b>1.8</b>
Three-point FG: 03-04, 0-6 (.000); 05-06, 0-7 (.000). Total, 0-13 (.000)																		
<i>Playoffs</i>																		
<b>YEAR</b>	<b>G-GS</b>	<b>MIN</b>	<b>FG</b>	<b>FGA</b>	<b>PCT</b>	<b>FT</b>	<b>FTA</b>	<b>PCT</b>	<b>OR</b>	<b>DR</b>	<b>TOT</b>	<b>A</b>	<b>PF-D</b>	<b>STL</b>	<b>TO</b>	<b>BLK</b>	<b>PTS</b>	<b>AVG</b>
03-04	17-0	222	17	32	.531	13	29	.448	28	30	58	2	43-0	5	7	4	47	2.8



## FORMER PLAYER STATS

### MARBURY, STEPHON

COLLEGE: GEORGIA TECH '96

NO: 3

POS: G

HT: 6-2

BIRTHDATE: FEB. 20, 1977

ACQUIRED: From Milwaukee for Ray Allen and a future first-round draft pick on June 26, 1996.

DEPARTED: Traded to New Jersey with Chris Carr and Bill Curley and Paul Grant (to Milwaukee) in a three-team trade for Terrell Brandon (from Milwaukee) and Brian Evans (from New Jersey) on March 11, 1999.

YEAR	G-GS	MIN	FG	FGA	PCT	FT	FTA	PCT	OR	DR	TOT	A	PF-D	STL	TO	BLK	PTS	AVG
96-97	67-64	2324	355	871	.408	245	337	.727	54	130	184	522	159-2	67	210	19	1057	15.8
97-98	82-81	3112	513	1237	.415	329	450	.731	58	172	230	704	222-0	104	256	7	1450	17.7
98-99	18-18	661	124	304	.408	63	87	.724	17	45	62	167	44-0	29	55	5	319	17.7
TOTAL	167-163	6097	992	2412	.411	637	874	.729	129	347	476	1393	425-2	200	521	31	2826	16.9

Three-point FG: 96-97, 102-288 (.354); 97-98, 95-304 (.313); 98-99, 8-39 (.205). Total, 205-631 (.325)

Playoffs

YEAR	G-GS	MIN	FG	FGA	PCT	FT	FTA	PCT	OR	DR	TOT	A	PF-D	STL	TO	BLK	PTS	AVG
96-97	3-3	117	26	65	.400	6	10	.600	2	10	12	23	9-0	2	9	0	64	21.3
97-98	5-5	209	22	72	.306	18	23	.783	5	11	16	38	16-0	12	18	0	69	13.8
TOTAL	8-8	326	48	137	.350	24	33	.727	7	21	28	61	25-0	14	27	0	133	16.6

Three-point FG: 1996-97, 6-20 (.300); 1997-98, 7-25 (.280). Total, 13-45 (.289)

### MARSHALL, DONYELL

COLLEGE: CONNECTICUT '94

NO: 42

POS: F

HT: 6-9

BIRTHDATE: MAY 18, 1973

ACQUIRED: 1994 NBA Draft (1st Round/4th overall).

DEPARTED: Traded to Golden State for Tom Gugliotta on Feb. 18, 1995.

YEAR	G-GS	MIN	FG	FGA	PCT	FT	FTA	PCT	OR	DR	TOT	A	PF-D	STL	TO	BLK	PTS	AVG
94-95	40-8	1036	158	423	.374	83	122	.680	64	132	196	57	63-0	25	58	50	431	10.2

Three-point FG: 32-106 (.302)

### MARTIN, DARRICK

COLLEGE: UCLA '93

NO: 15

POS: G

HT: 5-11

BIRTHDATE: MARCH 6, 1971

ACQUIRED: Signed as a free agent on Feb. 13, 1995 ; From Vancouver for a 1996 second-round draft pick on Jan. 12, 1996 ; Signed as a free agent on Jan. 30, 2004

DEPARTED: Released on Nov. 1, 1995 ; Unrestricted free agent on July 1, 1996 ; Unrestricted free agent on July 1, 2004

YEAR	G-GS	MIN	FG	FGA	PCT	FT	FTA	PCT	OR	DR	TOT	A	PF-D	STL	TO	BLK	PTS	AVG
94-95	34-9	803	95	233	.408	57	65	.877	14	50	64	133	88-0	34	62	0	254	7.5
95-96	35-16	747	88	231	.381	63	74	.851	3	41	44	156	76-0	26	70	2	254	7.3
03-04	16-0	172	20	67	.299	9	9	1.000	2	5	7	23	23-0	2	7	1	55	3.4
TOTAL	85-27	1722	203	531	.382	129	148	.872	19	96	115	312	187-0	62	139	3	563	6.6

Three-point FG: 94-95, 1-5 (.200); 95-96, 15-47 (.319). 03-04, 6-26 (.231). Total, 22-78 (.282)

Playoffs

YEAR	G-GS	MIN	FG	FGA	PCT	FT	FTA	PCT	OR	DR	TOT	A	PF-D	STL	TO	BLK	PTS	AVG
03-04	16-3	182	14	51	.275	16	20	.800	5	9	14	23	17-0	4	8	0	50	3.1

Three-point FG: Total, 6-20 (.300)

### MAXEY, MARLON

COLLEGE: TEXAS-EL PASO '92

NO: 25

POS: F

HT: 6-8

BIRTHDATE: FEB. 19, 1969

ACQUIRED: 1992 NBA Draft (2nd Round/28th overall).

DEPARTED: Released on Nov. 2, 1994.

YEAR	G-GS	MIN	FG	FGA	PCT	FT	FTA	PCT	OR	DR	TOT	A	PF-D	STL	TO	BLK	PTS	AVG
92-93	43-4	520	93	169	.550	45	70	.643	66	98	164	12	75-0	11	38	18	231	5.4
93-94	55-2	626	89	167	.533	70	98	.714	75	124	199	10	113-1	16	40	33	48	4.5
TOTAL	98-6	1146	182	336	.542	115	168	.685	141	222	363	22	188-1	26	78	51	279	2.8

Three-point FG: 92-93, 0-1 (.000); 93-94, 0-2 (.000). Total: 0-3 (.000)

### MBAA A MOUTE, LUC RICHARD

COLLEGE: UCLA '08

NO: 12

POS: F

HT: 6-8

BIRTHDATE: SEPT. 9, 1986

ACQUIRED: From Sacramento for Derrick Williams on Nov. 26, 2013.

DEPARTED: Traded to Philadelphia with Alexey Shved and Miami's 2015 first-round pick in a three-team trade for Andrew Wiggins, Anthony Bennett and Thaddeus Young on Aug. 23, 2013.

YEAR	G-GS	MIN	FG	FGA	PCT	FT	FTA	PCT	OR	DR	TOT	A	PF-D	STL	TO	BLK	PTS	AVG
13-14	55-2	807	72	161	.447	37	54	.685	47	72	119	21	50-0	21	36	9	184	3.3

Three-point FG: 3-14 (.214)

### MCCANN, BOB

COLLEGE: MOREHEAD STATE '87

NO: 30

POS: F

HT: 6-7

BIRTHDATE: APRIL 22, 1964

ACQUIRED: Signed as a free agent on Aug. 5, 1992.

DEPARTED: Released on July 7, 1993.

YEAR	G-GS	MIN	FG	FGA	PCT	FT	FTA	PCT	OR	DR	TOT	A	PF-D	STL	TO	BLK	PTS	AVG
92-93	79-7	1536	200	410	.488	95	152	.625	92	190	282	68	202-2	51	79	58	495	6.3

Three-point FG: 0-2 (.000)

### MCCANTS, RASHAD

COLLEGE: NORTH CAROLINA '05

NO: 1

POS: G

HT: 6-4

BIRTHDATE: SEPT. 25, 1984

ACQUIRED: 2005 NBA Draft (1st Round/14th overall).

DEPARTED: Traded to Sacramento with Calvin Booth for Bobby Brown and Shelden Williams on Feb. 19, 2009.

YEAR	G-GS	MIN	FG	FGA	PCT	FT	FTA	PCT	OR	DR	TOT	A	PF-D	STL	TO	BLK	PTS	AVG
05-06	79-12	1362	241	535	.450	78	106	.736	29	114	143	63	176-1	44	86	22	627	7.9
06-07	37-0	554	62	177	.350	40	58	.690	14	33	47	38	71-1	26	40	7	184	5.0
07-08	75-24	2020	428	944	.453	116	155	.748	50	156	206	162	234-3	66	172	18	1114	14.9
08-09	34-2	636	105	292	.360	60	81	.741	11	52	63	32	63-0	27	45	6	308	9.1
TOTAL	225-38	4572	836	1948	.429	294	400	.735	104	355	459	295	544-5	163	343	53	2233	9.9

Three-point FG: 05-06, 67-180 (.372); 06-07, 20-75 (.267); 07-08, 142-349 (.407); 08-09, 38-119 (.319). Total: 267-723 (.369)



## FORMER PLAYER STATS

<b>MCLEOD, KEITH</b>			<b>COLLEGE: BOWLING GREEN '02</b>			<b>NO: 4</b>		<b>POS: G</b>		<b>HT: 6-2</b>		<b>BIRTHDATE: NOV. 5, 1979</b>						
<b>ACQUIRED:</b> Signed as a free agent on Sept. 26, 2003 and Oct. 25, 2003.																		
<b>DEPARTED:</b> Released on Oct. 21, 2003 and Jan. 7, 2004.																		
<b>YEAR</b>	<b>G-GS</b>	<b>MIN</b>	<b>FG</b>	<b>FGA</b>	<b>PCT</b>	<b>FT</b>	<b>FTA</b>	<b>PCT</b>	<b>OR</b>	<b>DR</b>	<b>TOT</b>	<b>A</b>	<b>PF-D</b>	<b>STL</b>	<b>TO</b>	<b>BLK</b>	<b>PTS</b>	<b>AVG</b>
03-04	33-0	391	27	82	.329	33	43	.767	5	29	34	59	39-0	16	29	1	88	2.7
Three-point FG: 1-10 (.100)																		

MILICIC, DARKO			FROM: SERBIA				NO: 31		POS: C		HT: 7-0		BIRTHDATE: JUNE 20, 1985					
ACQUIRED: Via trade from New York on February 17, 2010.																		
DEPARTED: Waived on July 12, 2012.																		
YEAR	G-GS	MIN	FG	FGA	PCT	FT	FTA	PCT	OR	DR	TOT	A	PF-D	STL	TO	BLK	PTS	AVG
09-10	24-18	614	92	187	.492	15	28	.536	42	91	133	43	75-1	18	33	33	199	8.3
10-11	69-69	1686	271	578	.469	64	115	.557	133	227	360	104	229-4	54	151	140	606	8.8
11-12	29-23	472	59	130	.469	16	37	.432	35	62	97	17	59-2	9	32	25	134	4.6
TOTAL	122-110	2772	422	895	.472	95	180	.528	210	380	590	164	363-7	81	206	198	939	7.7
Three-point FG: 0-1 (.000)																		

MILLER, BRAD			COLLEGE: PURDUE '99			NO: 52		POS: C/F		HT: 6-11		BIRTHDATE: APRIL 12, 1976						
ACQUIRED: From Houston with draft rights to Nikola Mirotic and a future first round pick in exchange for Jonny Flynn, the draft rights to Donatas Motiejunas and a futue second round pick on June 24, 2011.																		
DEPARTED: Traded to New Orleans along with two second round picks for a conditional second round selection on July 13, 2012.																		
YEAR	G-GS	MIN	FG	FGA	PCT	FT	FTA	PCT	OR	DR	TOT	A	PF-D	STL	TO	BLK	PTS	AVG
11-12	15-1	146	9	27	.333	10	12	.833	4	15	19	24	10-0	4	12	2	35	2.3
Three-point FG: 7-15 (.467)																		

<b>MILLER, MIKE</b>			<b>COLLEGE: FLORIDA '00</b>			<b>NO: 33</b>			<b>POS: G/F</b>			<b>HT: 6-8</b>			<b>BIRTHDATE: FEB. 19, 1980</b>				
<b>ACQUIRED:</b> From Memphis with Brian Cardinal, Jason Collins and the draft rights to Kevin Love for Greg Buckner, Marko Jaric, Antoine Walker and the draft rights to O.J. Mayo on June 26, 2008.																			
<b>DEPARTED:</b> Traded to Washington with Randy Foye for Oleksiy Pecherov, Darius Songaila and Etan Thomas on June 24, 2009.																			
<b>YEAR</b>	<b>G-GS</b>	<b>MIN</b>	<b>FG</b>	<b>FGA</b>	<b>PCT</b>	<b>FT</b>	<b>FTA</b>	<b>PCT</b>	<b>OR</b>	<b>DR</b>	<b>TOT</b>	<b>A</b>	<b>PF-D</b>	<b>STL</b>	<b>TO</b>	<b>BLK</b>	<b>PTS</b>	<b>AVG</b>	
08-09	73-47	2356	264	548	.482	109	149	.732	73	410	483	326	139-0	30	145	31	722	9.9	
Three-point FG: 85-225 (.378)																			

<b>MILLER, OLIVER</b>			<b>COLLEGE: ARKANSAS '92</b>				<b>NO: 3</b>		<b>POS: C</b>		<b>HT: 6-9</b>		<b>BIRTHDATE: APRIL 6, 1964</b>					
<b>ACQUIRED:</b> Signed as a free agent on Dec. 13, 2003.																		
<b>DEPARTED:</b> Unrestricted free agent on July 1, 2004.																		
<b>YEAR</b>	<b>G-GS</b>	<b>MIN</b>	<b>FG</b>	<b>FGA</b>	<b>PCT</b>	<b>FT</b>	<b>FTA</b>	<b>PCT</b>	<b>OR</b>	<b>DR</b>	<b>TOT</b>	<b>A</b>	<b>PF-D</b>	<b>STL</b>	<b>TO</b>	<b>BLK</b>	<b>PTS</b>	<b>AVG</b>
03-04	48-1	506	53	100	.530	15	23	.652	46	84	130	36	91-0	19	33	26	121	2.5
Three-point FG: 0-1 (.000)																		

<i>Playoffs</i>																		
<b>YEAR</b>	<b>G-GS</b>	<b>MIN</b>	<b>FG</b>	<b>FGA</b>	<b>PCT</b>	<b>FT</b>	<b>FTA</b>	<b>PCT</b>	<b>OR</b>	<b>DR</b>	<b>TOT</b>	<b>A</b>	<b>PF-D</b>	<b>STL</b>	<b>TO</b>	<b>BLK</b>	<b>PTS</b>	<b>AVG</b>
03-04	8-0	31	1	4	.250	1	2	.500	0	5	5	1	13-0	0	3	3	3	0.4

MITCHELL, SAM			COLLEGE: MERCER '85				NO: 42		POS: F		HT: 6-7		BIRTHDATE: SEPT. 2, 1963					
Acquired: Signed as a free agent on July 23, 1989 ; Signed as a free agent on Sept. 29, 1995.																		
Departed: Traded to Indiana with Pooh Richardson for Chuck Person and Micheal Williams on Sept. 8, 1992 ; Unrestricted free agent on July 1, 2002.																		
YEAR	G-GS	MIN	FG	FGA	PCT	FT	FTA	PCT	OR	DR	TOT	A	PF-D	STL	TO	BLK	PTS	AVG
89-90	80-30	2414	372	834	.446	268	349	.768	180	282	462	89	301-7	66	96	54	1012	12.7
90-91	82-60	3121	445	1010	.441	307	396	.775	188	332	520	133	338-13	66	104	57	1197	14.6
91-92	82-63	2151	307	725	.423	209	266	.786	158	315	473	94	230-3	53	97	39	825	10.1
95-96	78-42	2145	303	618	.490	237	291	.814	107	232	339	74	220-3	49	87	26	844	10.8
96-97	82-5	2044	269	603	.446	224	295	.759	112	214	326	79	232-1	51	93	20	766	9.3
97-98	81-33	2239	371	800	.464	243	292	.832	118	267	385	107	200-0	64	66	22	1000	12.3
98-99	50-20	1344	213	522	.408	126	165	.764	55	127	182	98	111-1	35	34	16	561	11.2
99-00	66-24	1227	168	376	.447	81	92	.880	28	110	138	111	116-0	27	44	14	427	6.5
00-01	82-4	983	118	289	.408	40	55	.727	28	95	123	57	117-0	26	36	10	285	3.5
01-02	74-10	726	98	227	.432	38	49	.776	18	64	82	45	79-0	12	26	4	244	3.3
TOTAL	757-291	18394	2664	6004	.444	1773	2250	.788	992	2038	3030	887	1944-28	449	683	262	7161	9.5
Three-point FG: 89-90, 0-9 (.000); 90-91, 0-9 (.000); 91-92, 2-11 (.182); 95-96, 1-18 (.056); 96-97, 4-25 (.160); 97-98, 15-43 (.349); 98-99, 9-38 (.237); 99-00, 10-23 (.435); 00-01, 9-43 (.209); 01-02, 10-35 (.286). Total, 60-254 (.236)																		

<i>Playoffs</i>																		
<b>YEAR</b>	<b>G-GS</b>	<b>MIN</b>	<b>FG</b>	<b>FGA</b>	<b>PCT</b>	<b>FT</b>	<b>FTA</b>	<b>PCT</b>	<b>OR</b>	<b>DR</b>	<b>TOT</b>	<b>A</b>	<b>PF-D</b>	<b>STL</b>	<b>TO</b>	<b>BLK</b>	<b>PTS</b>	<b>AVG</b>
96-97	3-0	47	6	13	.462	5	8	.625	2	5	7	1	9-0	1	1	1	17	5.7
97-98	5-5	177	26	58	.448	17	19	.895	7	20	27	8	18-0	1	5	1	72	14.4
98-99	4-1	131	15	40	.375	9	12	.750	5	9	14	6	13-0	1	8	2	40	10.0
99-00	4-0	68	9	18	.500	3	3	1.000	2	5	7	2	5-0	0	4	1	23	5.8
00-01	4-0	50	2	10	.200	2	2	1.000	1	6	7	3	5-0	1	1	0	6	1.5
01-02	3-2	34	3	9	.333	2	2	1.000	0	2	2	3	5-0	1	0	1	8	2.7
<b>TOTAL</b>	<b>23-8</b>	<b>507</b>	<b>61</b>	<b>148</b>	<b>.412</b>	<b>38</b>	<b>46</b>	<b>.826</b>	<b>17</b>	<b>47</b>	<b>64</b>	<b>23</b>	<b>55-0</b>	<b>5</b>	<b>19</b>	<b>6</b>	<b>166</b>	<b>7.2</b>
Three-point FG: 97-98, 3-14 (.214); 98-99, 1-6 (.167); 99-00, 2-5 (.400); 00-01, 0-1 (.000). Total, 6-26 (.231)																		





FORMER PLAYER STATS

MURPHY, TOD			COLLEGE: UC IRVINE '86					NO: 4/9		POS: F		HT: 6-10		BIRTHDATE: DEC. 24, 1963				
ACQUIRED: Signed as a free agent on Aug. 16, 1989.																		
DEPARTED: Released on June 16, 1992.																		
YEAR	G-GS	MIN	FG	FGA	PCT	FT	FTA	PCT	OR	DR	TOT	A	PF-D	STL	TO	BLK	PTS	AVG
89-90	82-59	2493	260	552	.471	144	203	.709	207	357	564	106	229-2	76	61	60	680	8.3
90-91	52-19	1063	90	227	.396	70	105	.667	92	163	255	60	101-1	25	32	20	251	4.8
91-92	47- 3	429	39	80	.488	19	34	.559	36	74	110	11	40-0	9	18	8	98	2.1
TOTAL	181-81	3985	389	859	.453	233	342	.681	335	594	929	177	370-3	110	111	88	1029	5.7
Three-point FG: 89-90, 16-43 (.372); 90-91, 1-17 (.059); 91-92, 1-2 (.500). Total: 18-62 (.290)																		
NEAL, GARY			COLLEGE: TOWSON '07					NO: 12		POS: G		HT: 6-4		BIRTHDATE: OCT. 3, 1984				
ACQUIRED: From Charlotte with a second-round pick for Troy Daniels and Mo Williams.																		
DEPARTED: Unrestricted free agent on July 1, 2015.																		
YEAR	G-GS	MIN	FG	FGA	PCT	FT	FTA	PCT	OR	DR	TOT	A	PF-D	STL	TO	BLK	PTS	AVG
14-15	11-1	262	45	105	.429	29	33	.879	0	35	35	20	18-0	7	10	0	130	11.8
Three-point FG: 14-15, 11-31 (.355).																		
NESTEROVIC, RASHO			COLLEGE: SLOVENIA '98					NO: 8		POS: C		HT: 7-0		BIRTHDATE: MAY 30, 1976				
ACQUIRED: 1998 NBA Draft (1st Round/17th overall).																		
DEPARTED: Unrestricted free agent on July 1, 2003.																		
YEAR	G-GS	MIN	FG	FGA	PCT	FT	FTA	PCT	OR	DR	TOT	A	PF-D	STL	TO	BLK	PTS	AVG
98-99	2-0	30	3	12	.250	2	2	1.000	3	5	8	1	5-0	0	1	0	8	4.0
99-00	82-55	1723	206	433	.476	59	103	.573	135	244	379	93	262-9	21	71	85	471	5.7
00-01	73-39	1233	147	319	.461	34	65	.523	99	187	286	45	189-3	25	55	63	328	4.5
01-02	82-82	2218	324	657	.493	39	71	.549	200	334	534	75	262-3	45	94	109	687	8.4
02-03	77-77	2337	400	762	.525	61	95	.642	146	358	504	114	256-9	39	99	116	861	11.2
TOTAL	316-253	7541	1080	2183	.495	195	336	.580	583	1128	1711	328	974-24	130	320	373	2355	7.5
Three-point FG: 99-00, 0-2 (.000); 00-01, 0-1 (.000); 01-02, 0-1 (.000); 02-03, 0-2 (.000). Total, 0-6 (.000)																		
Playoffs																		
YEAR	G-GS	MIN	FG	FGA	PCT	FT	FTA	PCT	OR	DR	TOT	A	PF-D	STL	TO	BLK	PTS	AVG
98-99	3-0	29	4	8	.500	0	0	---	4	3	7	3	4-0	0	1	0	8	2.7
99-00	4-4	126	11	25	.440	3	6	.500	5	8	13	6	20-1	3	4	7	25	6.3
00-01	4-2	49	5	13	.385	0	0	---	5	7	12	3	9-0	1	3	3	10	2.5
01-02	3-3	92	15	31	.484	4	9	.444	6	14	20	3	10-0	1	4	0	34	11.3
02-03	6-6	169	19	38	.500	4	6	.667	9	21	30	4	28-0	1	5	4	42	7.0
TOTAL	20-15	465	54	115	.470	11	21	.524	29	53	82	19	71-1	6	17	14	119	6.0
OLLIE, KEVIN			COLLEGE: CONNECTICUT '97					NO: 12		POS: G		HT: 6-2		BIRTHDATE: DEC. 12, 1972				
ACQUIRED: Signed as a free agent on Oct. 1, 2008.																		
DEPARTED: Unrestricted free agent on July 1, 2009.																		
YEAR	G-GS	MIN	FG	FGA	PCT	FT	FTA	PCT	OR	DR	TOT	A	PF-D	STL	TO	BLK	PTS	AVG
08-09	50-21	850	61	150	.407	80	96	.833	13	62	75	117	79-0	19	34	4	202	4.0
Three-point FG: 0-1 (.000)																		
OLOWOKANDI, MICHAEL			COLLEGE: UNIVERSITY OF PACIFIC '98					NO: 34		POS: C		HT: 7-0		BIRTHDATE: APR. 3, 1975				
ACQUIRED: Signed as a free agent on July 16, 2003.																		
DEPARTED: Traded to Boston along with Wally Szczerbiak, Dwayne Jones and a future first-round draft pick in exchange for Ricky Davis, Marcus Banks, Justin Reed and two conditional second-round draft picks (2006 and 2008) on Jan. 26, 2006.																		
YEAR	G-GS	MIN	FG	FGA	PCT	FT	FTA	PCT	OR	DR	TOT	A	PF-D	STL	TO	BLK	PTS	AVG
03-04	43-25	925	121	285	.425	36	61	.590	78	167	245	24	137-3	16	54	68	278	6.5
04-05	62-34	1215	161	353	.456	46	69	.667	106	218	324	29	193-3	15	68	56	368	5.9
05-06	32-24	752	87	195	.446	19	39	.487	45	134	179	17	100-2	19	41	27	193	6.0
TOTAL	137-83	2892	369	833	.443	101	169	.598	229	519	748	70	430-8	50	163	151	839	6.1
Playoffs																		
YEAR	G-GS	MIN	FG	FGA	PCT	FT	FTA	PCT	OR	DR	TOT	A	PF-D	STL	TO	BLK	PTS	AVG
03-04	15-2	224	12	37	.324	7	8	.875	16	36	52	2	50-0	2	17	11	31	2.1
ONUAKU, ARINZE			COLLEGE: SYRACUSE '10					NO: 50		POS: F		HT: 6-9		BIRTHDATE: JULY 13, 1987				
ACQUIRED: Signed as a free agent on Apr. 7, 2015.																		
DEPARTED: Unrestricted free agent on July 1, 2015.																		
YEAR	G-GS	MIN	FG	FGA	PCT	FT	FTA	PCT	OR	DR	TOT	A	PF-D	STL	TO	BLK	PTS	AVG
14-15	6-1	68	12	14	.857	3	8	.375	7	14	21	4	6-0	1	2	3	27	4.5



# FORMER PLAYER STATS

PACK, ROBERT			COLLEGE: SOUTHERN CALIFORNIA '91					NO: 14		POS: G		HT: 6-2		BIRTHDATE: FEB. 3, 1969				
ACQUIRED: Signed as a free agent on March 11, 2002.																		
DEPARTED: Unrestricted free agent on July 1, 2002.																		
YEAR	G-GS	MIN	FG	FGA	PCT	FT	FTA	PCT	OR	DR	TOT	A	PF-D	STL	TO	BLK	PTS	AVG
01-02	16-0	252	25	68	.368	11	15	.733	7	16	23	49	32-0	13	20	0	62	3.9
Three-point FG: 1-4 (.250)																		
Playoffs																		
YEAR	G-GS	MIN	FG	FGA	PCT	FT	FTA	PCT	OR	DR	TOT	A	PF-D	STL	TO	BLK	PTS	AVG
01-02	3-0	10	1	5	.200	1	1	1.000	0	0	0	0	5-0	0	1	0	3	1.0
Three-point FG: 0-1 (.000)																		
PARKS, CHEROKEE			COLLEGE: DUKE '95					NO: 44		POS: F/C		HT: 6-11		BIRTHDATE: OCT. 11, 1972				
ACQUIRED: From Dallas on June 29, 1996 for restructuring the conditions of the first-round pick owed to Dallas from the Nov. 1, 1994 Sean Rooks trade. Dallas received Minnesota's first-round pick in 1997.																		
DEPARTED: Unrestricted free agent on July 1, 1998.																		
YEAR	G-GS	MIN	FG	FGA	PCT	FT	FTA	PCT	OR	DR	TOT	A	PF-D	STL	TO	BLK	PTS	AVG
96-97	76-0	961	103	202	.510	46	76	.605	83	112	195	34	150-2	41	32	48	252	3.3
97-98	79-43	1703	224	449	.499	110	169	.651	140	297	437	53	237-4	36	66	86	558	7.1
TOTAL	155-43	2664	327	651	.502	156	245	.637	223	409	632	87	387-6	77	98	134	810	5.2
Three-point FG: 96-97, 0-1 (.000); 97-98, 0-1 (.000). Total, 0-2 (.000)																		
Playoffs																		
YEAR	G-GS	MIN	FG	FGA	PCT	FT	FTA	PCT	OR	DR	TOT	A	PF-D	STL	TO	BLK	PTS	AVG
96-97	1-0	11	2	3	.667	0	0	----	0	5	5	0	5-0	1	0	0	4	4.0
97-98	1-0	1	0	0	----	0	0	----	0	0	0	0	0-0	0	0	0	0	0.0
TOTAL	2-0	12	2	3	.667	0	0	----	0	5	5	0	5-0	1	0	0	4	2.0
PATTERSON, ANDRAE			COLLEGE: INDIANA '98					NO: 45/33		POS: F		HT: 6-9		BIRTHDATE: NOV. 12, 1975				
ACQUIRED: 1998 NBA Draft (2nd Round/46th overall).																		
DEPARTED: Unrestricted free agent on July 1, 2001.																		
YEAR	G-GS	MIN	FG	FGA	PCT	FT	FTA	PCT	OR	DR	TOT	A	PF-D	STL	TO	BLK	PTS	AVG
98-99	35-0	284	43	97	.443	28	36	.778	30	35	65	15	62-1	19	22	7	114	3.3
99-00	5-0	20	3	4	.750	0	0	----	1	1	2	1	4-0	1	1	0	6	1.2
00-01				Did not play - injured														
TOTAL	40-0	304	46	101	.455	28	36	.778	31	36	67	16	66-1	20	23	7	120	3.0
Three-point FG: 98-99, 0-5 (.000). Total, 0-5 (.000)																		
Playoffs																		
YEAR	G-GS	MIN	FG	FGA	PCT	FT	FTA	PCT	OR	DR	TOT	A	PF-D	STL	TO	BLK	PTS	AVG
98-99	2-0	7	0	0	----	0	0	----	1	3	4	2	1-0	0	1	0	0	0.0
PAVLOVIC, SASHA			COLLEGE: MONTENEGRO					NO: 11		POS: G/F		HT: 6-7		BIRTHDATE: NOV. 15, 1983				
ACQUIRED: Signed as a free agent on Sept. 17, 2009.																		
DEPARTED: Unrestricted free agent on July 1, 2010.																		
YEAR	G-GS	MIN	FG	FGA	PCT	FT	FTA	PCT	OR	DR	TOT	A	PF-D	STL	TO	BLK	PTS	AVG
09-10	71-0	877	109	300	.363	10	26	.385	12	105	117	58	84-1	23	53	6	263	3.7
Three-point FG: 35-118 (.297)																		
PECHEROV, OLEKSIY			COLLEGE: UKRAINE					NO: 4		POS: C		HT: 7-0		BIRTHDATE: DEC. 8, 1985				
ACQUIRED: From Washington with Darius Songaila, Etan Thomas and a future first-round pick for Randy Foye and Mike Miller on June 24, 2009.																		
DEPARTED: Unrestricted free agent on July 1, 2010.																		
YEAR	G-GS	MIN	FG	FGA	PCT	FT	FTA	PCT	OR	DR	TOT	A	PF-D	STL	TO	BLK	PTS	AVG
09-10	44-5	447	77	188	.410	29	32	.906	32	92	124	11	55-0	9	32	14	197	4.5
Three-point FG: 14-52 (.269)																		



## FORMER PLAYER STATS

### PEELER, ANTHONY

COLLEGE: MISSOURI '92

NO: 1/44

POS: G

HT: 6-4

BIRTHDATE: NOV. 25, 1969

ACQUIRED: From Vancouver for Doug West on Feb. 18, 1998.

DEPARTED: Traded to Milwaukee with Joe Smith for Sam Cassell and Ervin Johnson on June 27, 2003.

YEAR	G-GS	MIN	FG	FGA	PCT	FT	FTA	PCT	OR	DR	TOT	A	PF-D	STL	TO	BLK	PTS	AVG
97-98	30-24	991	155	348	.445	32	41	.780	31	72	103	114	81-0	52	45	6	390	13.0
98-99	28-28	810	103	272	.379	30	41	.732	30	54	84	78	60-0	35	38	6	270	9.6
99-00	82-22	2073	316	725	.436	87	109	.798	58	174	232	195	171-1	62	85	10	804	9.8
00-01	75-41	2126	308	732	.421	75	87	.862	44	148	192	192	166-1	91	105	18	791	10.5
01-02	82-0	2060	288	684	.421	50	58	.862	37	169	206	177	137-0	61	76	11	737	9.0
02-03	82-39	2245	252	609	.414	39	50	.780	40	201	241	244	161-0	72	82	13	630	7.7
TOTAL	379-154	10305	1422	3373	.422	313	386	.811	240	818	1058	1000	776-2	373	431	64	3622	9.6

Three-point FG: 97-98, 48-106 (.453); 98-99, 34-114 (.298); 99-00, 85-255 (.333); 00-01, 100-256 (.391); 01-02, 111-283 (.392); 02-03, 87-212 (.410). Total, 465-1226 (.379)

#### Playoffs

YEAR	G-GS	MIN	FG	FGA	PCT	FT	FTA	PCT	OR	DR	TOT	A	PF-D	STL	TO	BLK	PTS	AVG
97-98	5-5	213	31	77	.403	4	4	1.000	16	22	38	18	15-0	10	8	3	81	16.2
98-99	4-4	125	11	35	.314	0	0	---	7	9	16	6	12-1	4	4	0	27	6.8
99-00	4-0	90	11	24	.458	6	8	.750	2	7	9	5	9-0	3	1	1	30	7.5
00-01	4-4	137	14	53	.264	0	0	---	3	11	14	7	10-0	7	6	1	34	8.5
01-02	3-0	67	9	20	.450	4	6	.667	1	12	13	2	5-0	4	6	0	27	9.0
02-03	6-5	166	13	38	.342	1	2	.500	5	16	21	18	14-0	4	4	1	29	4.8
TOTAL	26-18	798	89	247	.360	15	20	.750	34	77	111	48	65-1	32	29	6	228	8.8

Three-point FG: 97-98, 15-31 (.484); 98-99, 5-13 (.385); 99-00, 2-10 (.200); 00-01, 6-17 (.253); 01-02, 5-9 (.556); 02-03, 2-16 (.125). Total, 35-96 (.365)

### PERSON, CHUCK

COLLEGE: AUBURN '86

NO: 45

POS: F

HT: 6-8

BIRTHDATE: JUNE 27, 1964

ACQUIRED: From Indiana with Micheal Williams for Sam Mitchell and Pooh Richardson on Sept. 8, 1992.

DEPARTED: Unrestricted free agent on July 1, 1994.

YEAR	G-GS	MIN	FG	FGA	PCT	FT	FTA	PCT	OR	DR	TOT	A	PF-D	STL	TO	BLK	PTS	AVG
92-93	78-75	2985	541	1248	.433	109	168	.649	98	335	433	343	198-2	67	219	30	1309	16.8
93-94	77-37	2029	356	843	.422	82	108	.759	55	198	253	185	164-0	45	121	12	894	11.6
TOTAL	155-112	5014	897	2091	.429	191	276	.692	153	533	686	528	362-2	112	340	42	2203	14.2

Three-point FG: 92-93, 118-332 (.355); 93-94, 100-272 (.368). Total, 218-604 (.361)

### PORTER, TERRY

COLLEGE: WISCONSIN-STEVENS POINT '85

NO: 30

POS: G

HT: 6-3

BIRTHDATE: APRIL 8, 1963

ACQUIRED: Signed as a free agent on Oct. 16, 1995.

DEPARTED: Unrestricted free agent on July 1, 1998.

YEAR	G-GS	MIN	FG	FGA	PCT	FT	FTA	PCT	OR	DR	TOT	A	PF-D	STL	TO	BLK	PTS	AVG
95-96	82-40	2072	269	608	.442	164	209	.785	36	176	212	452	154-0	89	173	15	773	9.4
96-97	82-20	1568	187	449	.416	127	166	.765	31	145	176	295	104-0	54	128	11	568	6.9
97-98	82-8	1786	259	577	.449	167	195	.856	37	131	168	271	103-0	63	104	16	777	9.5
TOTAL	246-68	5426	715	1634	.438	458	570	.804	104	452	556	915	361-0	206	405	42	2118	8.6

Three-point FG: 95-96, 71-226 (.314); 96-97, 67-200 (.335); 97-98, 92-223 (.395). Total, 230-649 (.354)

#### Playoffs

YEAR	G-GS	MIN	FG	FGA	PCT	FT	FTA	PCT	OR	DR	TOT	A	PF-D	STL	TO	BLK	PTS	AVG
96-97	3-0	46	5	13	.385	3	4	.750	1	2	3	9	2-0	2	2	2	16	5.3
97-98	5-4	188	27	63	.429	15	18	.833	7	18	25	16	10-0	5	4	0	79	15.8
TOTAL	8-4	234	32	76	.421	18	22	.818	8	20	28	25	12-0	7	6	2	95	11.9

Three-point FG: 1996-97, 3-9 (.333); 1997-98, 10-25 (.400). Total, 13-34 (.382)

### PRICE, A.J.

COLLEGE: CONNECTICUT '09

NO: 22

POS: G

HT: 6-2

BIRTHDATE: OCT. 7, 1986

ACQUIRED: Signed as a free agent on Sept. 27, 2013.

DEPARTED: Waived on Apr. 3, 2014.

YEAR	G-GS	MIN	FG	FGA	PCT	FT	FTA	PCT	OR	DR	TOT	A	PF-D	STL	TO	BLK	PTS	AVG
13-14	28-0	99	19	46	.413	0	2	.000	1	9	10	13	5-0	1	7	0	44	1.6

Three-point FG: 13-14, 6-22 (.273)

### RADULJICA, MIROSLAV

COLLEGE: SERBIA

NO: 13

POS: C

HT: 7-0

BIRTHDATE: JAN. 5, 1988

ACQUIRED: Signed to a 10-day contract on Jan. 8, 2015.

DEPARTED: Waived on Jan. 27, 2015.

YEAR	G-GS	MIN	FG	FGA	PCT	FT	FTA	PCT	OR	DR	TOT	A	PF-D	STL	TO	BLK	PTS	AVG
14-15	5-0	23	3	8	.375	2	2	1.000	2	3	5	0	8-0	1	2	0	8	1.6

### RAKOCEVIC, IGOR

COLLEGE: YUGOSLAVIA '00

NO: 36

POS: G

HT: 6-3

BIRTHDATE: MARCH 29, 1978

ACQUIRED: 2000 NBA Draft (2nd Round/51st overall).

DEPARTED: Released on May 6, 2003.

YEAR	G-GS	MIN	FG	FGA	PCT	FT	FTA	PCT	OR	DR	TOT	A	PF-D	STL	TO	BLK	PTS	AVG
02-03	42-0	244	22	58	.379	29	36	.806	4	13	17	33	25-0	4	23	0	78	1.9

Three-point FG: 02-03, 5-12 (.417)



## FORMER PLAYER STATS

### RANDALL, MARK

COLLEGE: KANSAS '91

NO: 52

POS: F

HT: 6-9

BIRTHDATE: SEPT. 30, 1967

ACQUIRED: Claimed off waivers on Jan. 2, 1992.

DEPARTED: Traded to Detroit with Gerald Glass for Lance Blanks, Brad Sellers and a future second-round pick on Nov. 15, 1992.

YEAR	G-GS	MIN	FG	FGA	PCT	FT	FTA	PCT	OR	DR	TOT	A	PF-D	STL	TO	BLK	PTS	AVG
91-92	39-0	374	58	127	.457	26	35	.743	35	27	62	26	31-0	12	19	3	145	3.7
92-93	2-0	8	0	1	.000	0	0	.000	0	0	0	1	1-0	0	1	0	0	0.0
TOTAL	41-0	382	58	128	.453	26	35	.743	35	27	62	27	32-0	12	20	3	145	3.7

Three-point FG: 91-92, 3-14 (.214); 92-93, 0-1 (.000). Total, 3-15 (.200)

### RANDOLPH, ANTHONY

COLLEGE: LSU '08

NO: 15

POS: F

HT: 6-11

BIRTHDATE: JULY 15, 1989

ACQUIRED: From New York, along with Eddie Curry, cash considerations and a future second round pick from Denver, in a three-team, 13-player trade that sent Corey Brewer to New York and Kosta Koufos to Denver.

DEPARTED: Not extended qualifying offer - June 30, 2012.

YEAR	G-GS	MIN	FG	FGA	PCT	FT	FTA	PCT	OR	DR	TOT	A	PF-D	STL	TO	BLK	PTS	AVG
10-11	23-3	463	109	219	.498	52	74	.703	32	88	120	26	47-0	18	43	16	270	11.7
11-12	34-5	517	94	200	.470	64	84	.762	42	81	123	19	56-1	13	40	35	252	7.4
TOTAL	57-8	980	203	419	.484	116	158	.734	74	169	243	45	103-1	31	83	51	522	9.2

Three-point FG: 0-1 (.000)

### RATLIFF, THEO

COLLEGE: WYOMING '95

NO: 42

POS: C

HT: 6-10

BIRTHDATE: APRIL 17, 1973

ACQUIRED: From Boston with Al Jefferson, Gerald Green, Ryan Gomes, Sebastian Telfair and two future first-round picks for Kevin Garnett on July 31, 2007.

DEPARTED: Waived on Feb. 29, 2008

YEAR	G-GS	MIN	FG	FGA	PCT	FT	FTA	PCT	OR	DR	TOT	A	PF-D	STL	TO	BLK	PTS	AVG
07-08	10-6	214	23	45	.511	17	25	.680	13	26	39	7	30-1	3	12	19	63	6.3

Three-point FG: 0-1 (.000)

### REED, JUSTIN

COLLEGE: MISSISSIPPI '04

NO: 9

POS: F

HT: 6-8

BIRTHDATE: JAN. 16, 1982

ACQUIRED: From Boston with Mark Blount, Ricky Davis and Marcus Banks and two future second-round picks for Wally Szczerbiak, Michael Olowokandi and Dwayne Jones and a future first-round pick on Jan. 26, 2006.

DEPARTED: Traded to Houston with Mike James for Juwan Howard on June 14, 2007.

YEAR	G-GS	MIN	FG	FGA	PCT	FT	FTA	PCT	OR	DR	TOT	A	PF-D	STL	TO	BLK	PTS	AVG
05-06	40-6	706	94	221	.425	62	80	.775	40	55	95	34	118-1	18	37	11	250	6.3
06-07	41-3	318	40	107	.374	26	30	.867	15	31	46	17	44-0	5	22	3	106	2.6
TOTAL	81-9	1014	134	328	.409	88	110	.800	55	86	141	51	162-1	23	59	14	356	4.4

Three-point FG: 05-06, 0-1 (.000); 06-07, 0-0 (---). Total, 0-1 (.000)

### RICHARD, CHRIS

COLLEGE: FLORIDA '07

NO: 32

POS: F

HT: 6-9

BIRTHDATE: DEC. 25, 1984

ACQUIRED: 2007 NBA Draft (2nd Round/41st overall).

DEPARTED: Released on Oct. 23, 2008.

YEAR	G-GS	MIN	FG	FGA	PCT	FT	FTA	PCT	OR	DR	TOT	A	PF-D	STL	TO	BLK	PTS	AVG
07-08	52-3	556	41	87	.471	16	27	.593	52	83	135	18	83-0	10	23	12	98	1.9

### RICHARDSON, POOH

COLLEGE: UCLA '89

NO: 24

POS: G

HT: 6-1

BIRTHDATE: MAY 14, 1966

ACQUIRED: 1989 NBA Draft (1st Round/10th overall).

DEPARTED: Traded to Indiana with Sam Mitchell for Chuck Person and Micheal Williams on Sept. 8, 1992.

YEAR	G-GS	MIN	FG	FGA	PCT	FT	FTA	PCT	OR	DR	TOT	A	PF-D	STL	TO	BLK	PTS	AVG
89-90	82-48	2581	426	925	.461	63	107	.589	55	162	217	554	143-0	133	141	25	938	11.4
90-91	82-82	3154	635	1350	.470	89	165	.539	82	204	286	734	114-0	131	174	13	1401	17.1
91-92	82-82	2922	587	1261	.466	123	178	.691	91	210	301	685	152-0	119	204	25	1350	16.5
TOTAL	246-212	8657	1648	3536	.466	275	450	.611	228	576	804	1973	409-0	383	519	63	3689	15.0

Three-point FG: 89-90, 23-83 (.277); 90-91, 42-128 (.328); 91-92, 53-155 (.342). Total, 118-366 (.322)

### RIDER, ISAIAH

COLLEGE: UNLV '93

NO: 34

POS: G

HT: 6-5

BIRTHDATE: MARCH 12, 1971

ACQUIRED: 1993 NBA Draft (1st Round/5th overall).

DEPARTED: Traded to Portland for James Robinson, Bill Curley and a first-round draft pick in 1997 or 1998 on July 23, 1996.

YEAR	G-GS	MIN	FG	FGA	PCT	FT	FTA	PCT	OR	DR	TOT	A	PF-D	STL	TO	BLK	PTS	AVG
93-94	79-60	2415	522	1115	.468	215	265	.811	118	197	315	202	194-0	54	218	28	1313	16.6
94-95	75-67	2645	558	1249	.447	277	339	.817	90	159	249	245	194-3	69	232	23	1532	20.4
95-96	75-68	2594	560	1206	.464	248	296	.838	99	210	309	213	204-2	48	201	23	1470	19.6
TOTAL	229-195	7654	1640	3570	.459	740	900	.822	307	566	873	760	592-5	171	651	74	4315	18.8

Three-point FG: 93-94, 54-150 (.360); 94-95, 139-396 (.351); 95-96, 102-275 (.371). Total, 295-821 (.359)

### RIDNOUR, LUKE

COLLEGE: OREGON '03

NO: 13

POS: G

HT: 6-2

BIRTHDATE: FEB. 13, 1981

ACQUIRED: Signed as a free agent on July 21, 2010.

DEPARTED: Traded to Milwaukee along with a 2014 2nd-round pick in a three-team deal in which the Wolves acquired Kevin Martin (sign-and-trade) and cash considerations from Oklahoma City on July 11, 2013.

YEAR	G-GS	MIN	FG	FGA	PCT	FT	FTA	PCT	OR	DR	TOT	A	PF-D	STL	TO	BLK	PTS	AVG
10-11	71-66	2159	319	681	.468	121	137	.883	37	162	199	384	146-1	89	158	10	840	11.8
11-12	53-53	1750	242	550	.440	106	119	.891	19	122	141	252	136-1	56	96	16	639	12.1
12-13	82-82	2474	367	811	.453	139	164	.848	41	165	206	311	187-1	82	130	15	939	11.5
TOTAL	206-201	6383	928	2042	.454	366	420	.871	97	449	546	947	469-3	227	384	41	2418	11.7

Three-point FG: 10-11, 81-184 (.440); 11-12, 49-152 (.322); 12-13, 66-212 (.311). Total, 196-548 (.358)





## FORMER PLAYER STATS

RILEY, ERIC			COLLEGE: MICHIGAN '93					NO: 40		POS: C		HT: 7-0		BIRTHDATE: JUNE 2, 1970				
ACQUIRED: Signed as a free agent on Oct. 14, 1995.																		
DEPARTED: Unrestricted free agent on July 1, 1996.																		
YEAR	G-GS	MIN	FG	FGA	PCT	FT	FTA	PCT	OR	DR	TOT	A	PF-D	STL	TO	BLK	PTS	AVG
95-96	25-10	310	35	74	.473	22	28	.786	32	44	76	5	42-0	8	17	16	92	3.7
Three-point FG: 0-1 (.000)																		
ROBERTS, STANLEY			COLLEGE: LSU '91					NO: 53		POS: C		HT: 7-0		BIRTHDATE: FEB. 7, 1970				
ACQUIRED: From the L.A. Clippers for Stojko Vrankovic on June 25, 1997.																		
DEPARTED: Unrestricted free agent on June 15, 1998.																		
YEAR	G-GS	MIN	FG	FGA	PCT	FT	FTA	PCT	OR	DR	TOT	A	PF-D	STL	TO	BLK	PTS	AVG
97-98	74-4	1328	191	386	.495	75	156	.481	109	254	363	27	226-5	24	70	72	457	6.2
Playoffs																		
YEAR	G-GS	MIN	FG	FGA	PCT	FT	FTA	PCT	OR	DR	TOT	A	PF-D	STL	TO	BLK	PTS	AVG
97-98	1-0	8	0	1	.000	1	2	.500	1	1	2	0	0-0	0	1	0	1	1.0
ROBINSON III, GLENN			COLLEGE: MICHIGAN '14					NO: 1		POS: G/F		HT: 6-7		BIRTHDATE: JAN. 8, 1994				
ACQUIRED: 2014 NBA Draft (2nd round/40th overall).																		
DEPARTED: Waived on March 5, 2015.																		
YEAR	G-GS	MIN	FG	FGA	PCT	FT	FTA	PCT	OR	DR	TOT	A	PF-D	STL	TO	BLK	PTS	AVG
14-15	25-0	108	8	24	.333	12	16	.750	4	10	14	3	5-0	3	3	0	29	1.2
Three-point FG: 14-15, 1-6 (.167).																		
ROBINSON, JAMES			COLLEGE: ALABAMA '93					NO: 26		POS: G		HT: 6-2		BIRTHDATE: AUG. 31, 1970				
ACQUIRED: Signed as a free agent on March 26, 1999.																		
DEPARTED: Unrestricted free agent on July 1, 1999.																		
YEAR	G-GS	MIN	FG	FGA	PCT	FT	FTA	PCT	OR	DR	TOT	A	PF-D	STL	TO	BLK	PTS	AVG
96-97	69-5	1309	196	482	.407	78	114	.684	24	88	112	126	125-1	30	69	8	572	8.3
98-99	17-0	226	28	87	.322	8	14	.571	8	27	35	38	31-0	8	28	5	77	4.5
TOTAL	86-5	1535	224	569	.394	86	128	.672	32	115	147	164	156-1	38	97	13	649	7.5
Three-point FG: 96-97, 102-267 (.382); 98-99, 13-44 (.295). Total, 115-311 (.370)																		
Playoffs																		
YEAR	G-GS	MIN	FG	FGA	PCT	FT	FTA	PCT	OR	DR	TOT	A	PF-D	STL	TO	BLK	PTS	AVG
96-97	2-0	31	5	12	.417	0	0	----	1	2	3	3	4-0	2	1	0	14	7.0
98-99	4-0	10	1	4	.250	0	0	----	0	1	1	0	3-0	0	3	0	3	0.8
TOTAL	6-0	41	6	16	.385	0	0	----	1	3	4	3	7-0	2	4	0	17	2.8
Three-point FG: 1997, 4-10 (.400); 1999, 1-3 (.333). Total, 5-13 (.385)																		
ROOKS, SEAN			COLLEGE: ARIZONA '92					NO: 45		POS: C		HT: 6-10		BIRTHDATE: SEPT. 9, 1969				
ACQUIRED: From Dallas for a conditional 1996, 1997 or 1998 first-round draft pick on Nov. 1, 1994.																		
DEPARTED: Traded to Atlanta with Christian Laettner for Andrew Lang and Anthony "Spud" Webb on Feb. 22, 1996.																		
YEAR	G-GS	MIN	FG	FGA	PCT	FT	FTA	PCT	OR	DR	TOT	A	PF-D	STL	TO	BLK	PTS	AVG
94-95	80-70	2405	289	615	.470	290	381	.761	165	321	486	97	208-1	29	142	71	868	10.9
95-96	49-7	902	112	227	.493	106	159	.667	60	144	204	38	106-0	19	49	28	331	6.8
TOTAL	129-77	3307	401	842	.476	396	540	.733	225	465	690	135	314-1	48	191	99	1199	9.3
Three-point FG: 94-95, 0-5 (.000); 95-96, 1-6 (.167). Total, 1-11 (.091)																		
ROTH, SCOTT			COLLEGE: WISCONSIN '85					NO: 3		POS: F		HT: 6-6		BIRTHDATE: JUNE 3, 1963				
ACQUIRED: Selected in Expansion Draft from San Antonio on June 15, 1989.																		
DEPARTED: Released on July 6, 1990.																		
YEAR	G-GS	MIN	FG	FGA	PCT	FT	FTA	PCT	OR	DR	TOT	A	PF-D	STL	TO	BLK	PTS	AVG
89-90	71-3	1061	159	420	.379	150	201	.746	34	78	112	115	144-1	51	85	6	486	6.8
Three-point FG: 18-52 (.346)																		
ROY, BRANDON			COLLEGE: WASHINGTON '04					NO: 3		POS: G		HT: 6-6		BIRTHDATE: JULY 23, 1984				
ACQUIRED: Signed as a free agent on Aug. 31, 2012.																		
DEPARTED: Waived on May 10, 2013.																		
YEAR	G-GS	MIN	FG	FGA	PCT	FT	FTA	PCT	OR	DR	TOT	A	PF-D	STL	TO	BLK	PTS	AVG
12-13	5-5	122	11	35	.314	7	10	.700	3	11	14	23	5-0	3	7	0	29	5.8
Three-point FG: 0-9 (.000)																		
ROYAL, DONALD			COLLEGE: NOTRE DAME '87					NO: 15		POS: F		HT: 6-7		BIRTHDATE: MAY 2, 1966				
ACQUIRED: Signed as a free agent on Sept. 12, 1989.																		
DEPARTED: Opted to play in Israel after 1989-90 season.																		
YEAR	G-GS	MIN	FG	FGA	PCT	FT	FTA	PCT	OR	DR	TOT	A	PF-D	STL	TO	BLK	PTS	AVG
89-90	66-0	746	117	255	.459	153	197	.777	69	68	137	43	107-0	32	81	8	387	5.9
Three-point FG: 0-1 (.000)																		



## FORMER PLAYER STATS

### ROZIER, CLIFFORD

COLLEGE: LOUISVILLE '94

NO: 22

POS: C

HT: 6-11

BIRTHDATE: OCT. 31, 1972

ACQUIRED: Signed as a free agent on Oct. 1, 1997.

DEPARTED: Released on Nov. 25, 1997.

YEAR	G-GS	MIN	FG	FGA	PCT	FT	FTA	PCT	OR	DR	TOT	A	PF-D	STL	TO	BLK	PTS	AVG
97-98	6-0	30	3	6	.500	0	1	.000	3	3	6	0	7-0	0	4	0	6	1.0

### SCOTT, DENNIS

COLLEGE: GEORGIA TECH '91

NO: 3

POS: G/F

HT: 6-8

BIRTHDATE: SEPT. 5, 1968

ACQUIRED: Signed as a free agent on March 17, 1999.

DEPARTED: Unrestricted free agent on July 1, 1999.

YEAR	G-GS	MIN	FG	FGA	PCT	FT	FTA	PCT	OR	DR	TOT	A	PF-D	STL	TO	BLK	PTS	AVG
98-99	21-9	532	70	157	.446	22	27	.815	5	33	38	32	32-0	12	14	2	191	9.1

Three-point FG: 29-68 (.426)

### SEALY, MALIK

COLLEGE: ST. JOHN'S '92

NO: 2

POS: G/F

HT: 6-8

BIRTHDATE: FEB. 1, 1970

ACQUIRED: Signed as a free agent on Jan. 22, 1999.

DEPARTED: Died May 20, 2000.

YEAR	G-GS	MIN	FG	FGA	PCT	FT	FTA	PCT	OR	DR	TOT	A	PF-D	STL	TO	BLK	PTS	AVG
98-99	31-7	731	95	231	.411	55	61	.902	23	69	92	36	68-0	30	33	5	251	8.1
99-00	82-61	2392	371	780	.476	177	218	.812	119	233	352	197	197-0	76	110	19	929	11.3
TOTAL	113-68	3123	466	1011	.461	232	279	.832	142	302	444	233	265-0	106	143	24	1180	10.4

Three-point FG: 98-99, 6-23 (.261); 99-00, 10-35 (.286). Total, 16-58, (.276)

Playoffs

YEAR	G-GS	MIN	FG	FGA	PCT	FT	FTA	PCT	OR	DR	TOT	A	PF-D	STL	TO	BLK	PTS	AVG
98-99	4-0	70	8	23	.348	4	5	.800	2	4	6	3	4-0	1	2	1	20	5.0
99-00	4-4	122	19	41	.463	11	16	.688	5	13	18	5	10-0	2	0	0	50	12.5
TOTAL	8-4	192	27	64	.422	15	21	.714	7	17	24	8	14-0	3	2	1	70	8.6

Three-point FG: 99-00, 1-3 (.333)

### SELLERS, BRAD

COLLEGE: OHIO STATE '86

NO: 214

POS: F

HT: 7-0

BIRTHDATE: DEC. 17, 1962

ACQUIRED: From Seattle for Steve Johnson and a conditional second-round draft pick on Feb. 22, 1990 ; From Detroit with Lance Blanks and a future second-round pick for Gerald Glass and Mark Randall on Nov. 15, 1992.

DEPARTED: Released on June 27, 1990 ; Released on July 7, 1993

YEAR	G-GS	MIN	FG	FGA	PCT	FT	FTA	PCT	OR	DR	TOT	A	PF-D	STL	TO	BLK	PTS	AVG
89-90	14-0	113	19	56	.339	9	12	.750	8	11	19	1	11-0	6	12	3	47	3.4
92-93	54-4	533	49	130	.377	37	39	.949	27	56	83	46	40-0	6	27	11	135	2.5
TOTAL	68-4	646	68	186	.366	46	51	.902	35	67	102	47	51-0	12	39	14	182	2.7

Three-point FG: 89-90, 0-2 (.000); 92-93, 0-1 (.000). Total, 0-3, (.000)

### SESSIONS, RAMON

COLLEGE: NEVADA '07

NO: 7

POS: G

HT: 6-3

BIRTHDATE: APRIL 11, 1986

ACQUIRED: Signed as a free agent on Sept. 11, 2009.

DEPARTED: Traded to Cleveland with Ryan Hollins and a future second-round pick for Sebastian Telfair and Delonte West on July 26, 2010.

YEAR	G-GS	MIN	FG	FGA	PCT	FT	FTA	PCT	OR	DR	TOT	A	PF-D	STL	TO	BLK	PTS	AVG
09-10	82-1	1732	253	555	.456	167	233	.717	58	156	214	258	137-0	55	137	5	674	8.2

Three-point 1-15 (.067)

### SHACKLEFORD, CHARLES

COLLEGE: NORTH CAROLINA STATE '88

NO: 17

POS: C

HT: 6-11

BIRTHDATE: APRIL 22, 1966

ACQUIRED: Signed as a free agent on Sept. 29, 1994.

DEPARTED: Released on Feb. 27, 1995.

YEAR	G-GS	MIN	FG	FGA	PCT	FT	FTA	PCT	OR	DR	TOT	A	PF-D	STL	TO	BLK	PTS	AVG
94-95	21-2	239	39	65	.600	16	20	.800	16	51	65	8	47-0	8	8	6	94	4.5

### SHVED, ALEXEY

COUNTRY: RUSSIA

NO: 1

POS: G

HT: 6-6

BIRTHDATE: DEC. 16, 1988

ACQUIRED: Signed as a free agent on July 25, 2012.

DEPARTED: Traded to Philadelphia with Luc Richard Mbah a Moute and Miami's 2015 first-round pick in a three-team trade for Andrew Wiggins, Anthony Bennett and Thaddeus Young.

YEAR	G-GS	MIN	FG	FGA	PCT	FT	FTA	PCT	OR	DR	TOT	A	PF-D	STL	TO	BLK	PTS	AVG
12-13	77-16	1840	236	635	.372	108	150	.720	41	134	175	286	117-0	54	147	27	665	8.6
13-14	63-0	664	76	237	.321	68	90	.756	21	60	81	68	36-0	26	48	16	250	4.0
TOTAL	140-16	2504	312	872	.358	176	240	.733	62	194	256	354	153-0	80	195	43	915	6.5

Three-point FG: 12-13, 85-288 (.295); 13-14, 30-102 (.294). Total, 115-390, (.295)

### SLATER, REGGIE

COLLEGE: WYOMING '92

NO: 35

POS: F

HT: 6-7

BIRTHDATE: AUG. 27, 1970

ACQUIRED: Signed as a free agent on Oct. 3, 2000, Oct. 1, 2002 and Oct. 7, 2003.

DEPARTED: Unrestricted free agent on July 1, 2001. Released on Jan. 6, 2003 and Oct. 23, 2003.

YEAR	G-GS	MIN	FG	FGA	PCT	FT	FTA	PCT	OR	DR	TOT	A	PF-D	STL	TO	BLK	PTS	AVG
00-01	55-16	686	90	175	.514	74	110	.673	78	108	186	26	126-1	18	43	9	254	4.6
02-03	26-0	141	27	50	.540	27	45	.600	18	13	31	4	31-0	6	9	1	81	3.1
TOTAL	81-16	827	117	225	.520	101	155	.652	96	121	217	30	157-1	24	52	10	335	4.1

Playoffs

YEAR	G-GS	MIN	FG	FGA	PCT	FT	FTA	PCT	OR	DR	TOT	A	PF-D	STL	TO	BLK	PTS	AVG
00-01	4-0	52	6	16	.375	1	2	.500	5	9	14	0	15-1	2	3	3	13	3.3



## FORMER PLAYER STATS

### SMITH, CHARLES

COLLEGE: GEORGETOWN '89

NO: 31

POS: G

HT: 6-2

BIRTHDATE: NOV. 29, 1967

ACQUIRED: Signed as a free agent on Dec. 5, 1995.

DEPARTED: Released on Jan. 4, 1996.

YEAR	G-GS	MIN	FG	FGA	PCT	FT	FTA	PCT	OR	DR	TOT	A	PF-D	STL	TO	BLK	PTS	AVG
95-96	8-0	39	3	10	.300	0	2	.000	0	5	5	6	7-0	1	5	0	6	0.8

Three-point FG: 0-3 (.000)

### SMITH, CHRIS

COLLEGE: CONNECTICUT '92

NO: 3

POS: G

HT: 6-3

BIRTHDATE: MAY 17, 1970

ACQUIRED: 1992 NBA Draft (2nd Round/34th overall).

DEPARTED: Unrestricted free agent on July 1, 1995.

YEAR	G-GS	MIN	FG	FGA	PCT	FT	FTA	PCT	OR	DR	TOT	A	PF-D	STL	TO	BLK	PTS	AVG
92-93	80-6	1266	125	289	.433	95	120	.792	32	64	96	196	96-1	48	68	16	347	4.3
93-94	80-16	1617	184	423	.435	95	141	.674	15	107	122	285	131-1	38	101	18	473	5.9
94-95	64-17	1073	116	264	.439	41	63	.651	14	59	73	146	119-0	32	50	22	320	5.0
<b>TOTAL</b>	<b>224-39</b>	<b>3956</b>	<b>425</b>	<b>976</b>	<b>.435</b>	<b>231</b>	<b>324</b>	<b>.713</b>	<b>61</b>	<b>230</b>	<b>291</b>	<b>627</b>	<b>346-2</b>	<b>118</b>	<b>219</b>	<b>56</b>	<b>1140</b>	<b>5.1</b>

Three-point FG: 92-93, 2-14 (.143); 93-94, 10-39 (.256); 94-95, 47-108 (.435). Total, 59-161 (.366)

### SMITH, CRAIG

COLLEGE: BOSTON COLLEGE '06

NO: 5

POS: F

HT: 6-7

BIRTHDATE: NOV. 10, 1983

ACQUIRED: 2006 NBA Draft (2nd Round/36th overall).

DEPARTED: Traded to the L.A. Clippers with Mark Madsen and Sebastian Telfair for Quentin Richardson on July 20, 2009.

YEAR	G-GS	MIN	FG	FGA	PCT	FT	FTA	PCT	OR	DR	TOT	A	PF-D	STL	TO	BLK	PTS	AVG
06-07	82-5	1537	246	463	.531	116	186	.624	149	267	416	49	223-2	51	74	18	608	7.4
07-08	77-11	1547	297	528	.563	133	200	.665	123	230	353	60	217-0	36	89	17	727	9.4
08-09	74-31	1460	289	514	.562	168	248	.677	98	186	284	79	184-4	31	105	19	746	10.1
<b>TOTAL</b>	<b>233-47</b>	<b>4543</b>	<b>832</b>	<b>1505</b>	<b>.553</b>	<b>417</b>	<b>634</b>	<b>.658</b>	<b>370</b>	<b>683</b>	<b>1053</b>	<b>188</b>	<b>624-6</b>	<b>118</b>	<b>268</b>	<b>54</b>	<b>2081</b>	<b>8.9</b>

Three-point FG: 06-07, 0-6 (.000); 07-08, 0-9 (.000); 08-09, 0-1 (.000). Total, 0-16 (.000)

### SMITH, JOE

COLLEGE: MARYLAND '95

NO: 32

POS: F

HT: 6-10

BIRTHDATE: JULY 26, 1975

Acquired: Signed as a free agent on Jan. 22, 1999 ; Signed as a free agent on June 30, 2001.

Departed: Contract voided by NBA on Oct. 25, 2000 ; Traded to Milwaukee with Anthony Peeler for Sam Cassell and Ervin Johnson on June 27, 2003.

YEAR	G-GS	MIN	FG	FGA	PCT	FT	FTA	PCT	OR	DR	TOT	A	PF-D	STL	TO	BLK	PTS	AVG
98-99	43-42	1418	223	522	.427	142	188	.755	154	200	354	68	147-3	32	66	66	588	13.7
99-00	78-9	1975	289	623	.464	195	258	.756	186	298	484	88	302-8	45	119	85	774	9.9
01-02	72-63	1922	297	581	.511	171	206	.830	152	301	453	82	250-2	39	86	59	767	10.7
02-03	54-21	1117	151	328	.460	102	131	.779	111	159	270	38	171-2	14	43	55	404	7.5
<b>TOTAL</b>	<b>247-135</b>	<b>6432</b>	<b>960</b>	<b>2054</b>	<b>.467</b>	<b>610</b>	<b>783</b>	<b>.779</b>	<b>603</b>	<b>958</b>	<b>1561</b>	<b>276</b>	<b>870-16</b>	<b>130</b>	<b>314</b>	<b>265</b>	<b>2533</b>	<b>10.3</b>

Three-point FG: 98-99, 0-3 (.000); 99-00, 1-1 (1.000); 01-02, 2-3 (.667); 02-03, 0-2 (.000). Total, 3-9 (.333)

Playoffs

YEAR	G-GS	MIN	FG	FGA	PCT	FT	FTA	PCT	OR	DR	TOT	A	PF-D	STL	TO	BLK	PTS	AVG
98-99	4-4	120	11	37	.297	8	11	.727	10	16	26	5	15-0	2	5	8	30	7.5
99-00	4-0	79	8	17	.471	2	2	1.000	7	5	12	1	15-0	3	4	1	18	4.5
01-02	3-1	43	3	7	.429	7	8	.875	4	7	11	0	8-0	0	1	1	13	4.3
02-03	5-1	40	4	6	.667	6	6	1.000	0	6	6	0	14-0	1	3	1	14	2.8
<b>TOTAL</b>	<b>16-6</b>	<b>282</b>	<b>26</b>	<b>67</b>	<b>.388</b>	<b>23</b>	<b>27</b>	<b>.852</b>	<b>21</b>	<b>34</b>	<b>55</b>	<b>6</b>	<b>52-0</b>	<b>6</b>	<b>13</b>	<b>11</b>	<b>75</b>	<b>4.7</b>

Three-point FG: 99-00, 0-1 (.000)

### SNYDER, KIRK

COLLEGE: NEVADA '04

NO: 30

POS: G

HT: 6-6

BIRTHDATE: JUNE 5, 1983

ACQUIRED: From Houston along with a future second-round pick and cash considerations for Gerald Green on Feb. 21, 2008.

DEPARTED: Unrestricted free agent on July 1, 2008.

YEAR	G-GS	MIN	FG	FGA	PCT	FT	FTA	PCT	OR	DR	TOT	A	PF-D	STL	TO	BLK	PTS	AVG
07-08	27-18	680	83	161	.516	58	77	.753	25	89	114	56	49-0	19	48	14	227	8.4

Three-point FG: 3-14 (.214)

### SPENCER, FELTON

COLLEGE: LOUISVILLE '90

NO: 50

POS: C

HT: 7-0

BIRTHDATE: JAN. 5, 1968

ACQUIRED: 1990 NBA Draft (1st Round/6th overall).

DEPARTED: Traded to Utah for Mike Brown on June 30, 1993.

YEAR	G-GS	MIN	FG	FGA	PCT	FT	FTA	PCT	OR	DR	TOT	A	PF-D	STL	TO	BLK	PTS	AVG
90-91	81-46	2099	195	381	.512	182	252	.722	272	369	641	25	337-14	48	77	121	572	7.1
91-92	61-54	1481	141	331	.426	123	178	.691	167	268	435	53	241- 7	27	70	79	405	6.6
92-93	71-48	1296	105	226	.465	83	127	.654	134	190	324	17	243-10	23	70	66	293	4.1
<b>TOTAL</b>	<b>213-148</b>	<b>4876</b>	<b>441</b>	<b>938</b>	<b>.470</b>	<b>388</b>	<b>557</b>	<b>.697</b>	<b>573</b>	<b>827</b>	<b>1400</b>	<b>95</b>	<b>821-31</b>	<b>98</b>	<b>217</b>	<b>266</b>	<b>1270</b>	<b>6.0</b>

Three-point FG: 90-91, 0-1 (.000)



## FORMER PLAYER STATS

### SPREWELL, LATRELL

COLLEGE: ALABAMA '92

NO: 8

POS: G/F

HT: 6-5

BIRTHDATE: SEPT. 8, 1970

ACQUIRED: From New York in a four-team trade that sent Terrell Brandon to Atlanta and Marc Jackson to Philadelphia on July 23, 2003.

DEPARTED: Unrestricted free agent on July 1, 2005.

YEAR	G-GS	MIN	FG	FGA	PCT	FT	FTA	PCT	OR	DR	TOT	A	PF-D	STL	TO	BLK	PTS	AVG
03-04	82-82	3100	518	1266	.409	240	295	.814	56	254	310	286	101-0	88	158	21	1375	16.8
04-05	80-79	2450	398	961	.414	156	188	.830	65	189	254	179	124-0	53	127	21	1021	12.8
TOTAL	162-161	5550	916	2227	.412	396	483	.820	121	443	564	465	225-0	141	285	42	2396	14.8

Three-point FG: 03-04, 99-299 (.331); 04-05, 69-211 (.327). Total 168-510 (.329)

Playoffs

YEAR	G-GS	MIN	FG	FGA	PCT	FT	FTA	PCT	OR	DR	TOT	A	PF-D	STL	TO	BLK	PTS	AVG
03-04	18-16	771	130	309	.421	60	77	.779	11	68	79	72	35-0	29	47	12	357	19.8

Three-point FG: 03-04, 37-96 (.385)

### STIEMSMA, GREG

COLLEGE: WISCONSIN '08

NO: 34

POS: C

HT: 6-11

BIRTHDATE: SEPT. 26, 1985

ACQUIRED: Signed as a free agent on Aug. 2, 2012.

DEPARTED: Waived on July 7, 2013.

YEAR	G-GS	MIN	FG	FGA	PCT	FT	FTA	PCT	OR	DR	TOT	A	PF-D	STL	TO	BLK	PTS	AVG
12-13	76-19	1209	127	278	.457	53	69	.768	61	200	261	30	184-3	44	59	90	307	4.0

### STRICKLAND, ROD

COLLEGE: DEPAUL '88

NO: 1

POS: G

HT: 6-3

BIRTHDATE: JULY 11, 1966

ACQUIRED: Signed as a free agent on Oct. 27, 2002.

DEPARTED: Unrestricted free agent on July 1, 2003.

YEAR	G-GS	MIN	FG	FGA	PCT	FT	FTA	PCT	OR	DR	TOT	A	PF-D	STL	TO	BLK	PTS	AVG
02-03	47-8	956	120	278	.432	79	107	.738	20	75	95	215	55-0	46	76	6	320	6.8

Three-point FG: 02-03, 1-11 (.091)

Playoffs

YEAR	G-GS	MIN	FG	FGA	PCT	FT	FTA	PCT	OR	DR	TOT	A	PF-D	STL	TO	BLK	PTS	AVG
02-03	6-0	73	11	21	.524	6	6	1.000	0	6	6	17	5-0	4	8	2	28	4.7

### SZCZERBIAK, WALLY

COLLEGE: MIAMI (OHIO) '99

NO: 10

POS: F

HT: 6-7

BIRTHDATE: MAR. 5, 1977

ACQUIRED: 1999 NBA Draft (1st Round/6th overall).

DEPARTED: Traded to Boston along with Michael Olowokandi, Dwayne Jones and a future first-round draft pick in exchange for Ricky Davis, Marcus Banks, Justin Reed and two conditional second-round draft picks (2006 and 2008) on Jan. 26, 2006.

YEAR	G-GS	MIN	FG	FGA	PCT	FT	FTA	PCT	OR	DR	TOT	A	PF-D	STL	TO	BLK	PTS	AVG
99-00	73-53	2171	342	669	.511	133	161	.826	89	183	272	201	175-3	58	83	23	845	11.6
00-01	82-82	2856	469	920	.510	181	208	.870	133	314	447	260	226-4	59	138	33	1145	14.0
01-02	82-82	3117	609	1200	.508	226	272	.831	120	271	391	257	188-1	66	181	21	1531	18.7
02-03	52-42	1836	351	729	.481	150	173	.867	53	188	241	136	123-0	44	87	22	913	17.6
03-04	28-0	622	106	236	.449	53	64	.828	24	64	88	33	42-0	12	42	1	285	10.2
04-05	81-37	2558	465	919	.506	260	304	.855	82	221	303	191	178-0	40	132	16	1253	15.5
05-06	40-40	1555	292	590	.495	163	182	.896	36	154	190	112	90-0	21	86	15	805	20.1
TOTAL	438-336	14715	2634	5263	.501	1166	1364	.855	537	1395	1932	1391	1022-8	300	749	131	6777	15.5

Three-point FG: 99-00, 28-78 (.359); 00-01, 26-77 (.338); 01-02, 87-191 (.455); 02-03, 61-145 (.421); 03-04, 20-46 (.435); 04-05, 63-169 (.373); 05-06, 58-143 (.406) Total, 343-849 (.404)

Playoffs

YEAR	G-GS	MIN	FG	FGA	PCT	FT	FTA	PCT	OR	DR	TOT	A	PF-D	STL	TO	BLK	PTS	AVG
99-00	4-4	94	12	30	.400	0	0	---	2	6	8	2	7-0	3	1	1	24	6.0
00-01	4-4	143	18	37	.486	20	25	.800	4	14	18	10	6-0	5	12	3	56	14.0
01-02	3-3	131	21	44	.477	16	18	.889	9	12	21	6	8-0	2	8	0	60	20.0
02-03	6-6	252	29	61	.475	26	30	.867	6	24	30	13	19-0	6	18	1	87	14.5
03-04	12-0	298	47	112	.420	38	41	.927	9	30	39	20	31-0	6	24	2	142	11.8
TOTAL	29-17	918	127	284	.447	100	114	.877	30	86	116	51	71-0	22	63	7	369	12.7

Three-point FG: 99-00, 0-3 (.000); 00-01, 0-1 (.000); 01-02, 2-9 (.222); 02-03, 3-14 (.214); 03-04, 10-29 (.345). Total, 15-56 (.268)

### TELFAIR, SEBASTIAN

HIGH SCHOOL: ABRAHAM LINCOLN '04

NO: 3

POS: G

HT: 6-0

BIRTHDATE: JUNE 9, 1985

Acquired: From Boston with Al Jefferson, Gerald Green, Ryan Gomes, Theo Ratliff and two future first-round picks for Kevin Garnett on July 31, 2007 ; From Cleveland with Delonte West for Ryan Hollins, Ramon Sessions and a future second-round pick on July 26, 2010.

Departed: Traded to the L.A. Clippers with Mark Madsen and Craig Smith for Quentin Richardson on July 20, 2009 ; Unrestricted free agent on July 1, 2011

YEAR	G-GS	MIN	FG	FGA	PCT	FT	FTA	PCT	OR	DR	TOT	A	PF-D	STL	TO	BLK	PTS	AVG
07-08	60-51	1933	223	556	.401	78	105	.743	16	119	135	355	171-1	59	111	11	556	9.3
08-09	75-43	2095	267	697	.383	131	160	.819	32	95	127	343	184-3	73	146	12	738	9.8
10-11	37-8	711	97	241	.402	44	60	.733	17	37	54	111	64-1	25	64	3	266	7.2
TOTAL	172-102	4739	587	1494	.393	253	325	.778	65	251	316	809	419-5	157	321	26	1560	9.1

Three-point FG: 07-08, 32-114 (.281); 08-09, 73-211 (.346); 10-11, 28-78 (.359). Total, 133-403 (.330)

### THOMAS, JIM

COLLEGE: INDIANA '83

NO: 20

POS: G

HT: 6-2

BIRTHDATE: OCT. 19, 1960

ACQUIRED: Signed as a free agent on Oct. 30, 1990.

DEPARTED: Released on Nov. 10, 1990.

YEAR	G-GS	MIN	FG	FGA	PCT	FT	FTA	PCT	OR	DR	TOT	A	PF-D	STL	TO	BLK	PTS	AVG
90-91	3-0	14	1	4	.250	0	0	.000	0	0	0	1	0-0	1	1	0	2	0.7





## FORMER PLAYER STATS

<b>THOMAS, JOHN</b> <b>COLLEGE: MINNESOTA '97</b> <b>ACQUIRED:</b> Signed as a free agent on Oct. 4, 2004 ; Signed as a free agent on Jan. 10, 2005. <b>DEPARTED:</b> Released on Nov. 1, 2004 ; Unrestricted free agent on July 1, 2005.										<b>NO: 12</b>	<b>POS: F</b>	<b>HT: 6-9</b>	<b>BIRTHDATE: SEPT. 8, 1975</b>					
<b>YEAR</b>	<b>G-GS</b>	<b>MIN</b>	<b>FG</b>	<b>FGA</b>	<b>PCT</b>	<b>FT</b>	<b>FTA</b>	<b>PCT</b>	<b>OR</b>	<b>DR</b>	<b>TOT</b>	<b>A</b>	<b>PF-D</b>	<b>STL</b>	<b>TO</b>	<b>BLK</b>	<b>PTS</b>	<b>AVG</b>
04-05	44-8	521	42	86	.488	27	46	.587	39	58	97	17	82-1	15	18	13	111	2.5
<b>THORNTON, BOB</b> <b>COLLEGE: UC IRVINE '84</b> <b>ACQUIRED:</b> From Philadelphia for a 1991 second-round draft pick on Nov. 10, 1990. <b>DEPARTED:</b> Unrestricted free agent on July 1, 1991.										<b>NO: 25</b>	<b>POS: F</b>	<b>HT: 6-10</b>	<b>BIRTHDATE: JULY 10, 1962</b>					
<b>YEAR</b>	<b>G-GS</b>	<b>MIN</b>	<b>FG</b>	<b>FGA</b>	<b>PCT</b>	<b>FT</b>	<b>FTA</b>	<b>PCT</b>	<b>OR</b>	<b>DR</b>	<b>TOT</b>	<b>A</b>	<b>PF-D</b>	<b>STL</b>	<b>TO</b>	<b>BLK</b>	<b>PTS</b>	<b>AVG</b>
90-91	12-1	110	4	13	.308	8	10	.800	1	14	15	1	18-0	0	9	3	16	1.3
<b>TOLLIVER, ANTHONY</b> <b>COLLEGE: CREIGHTON '07</b> <b>ACQUIRED:</b> Signed as a free agent on Aug. 9, 2010. <b>DEPARTED:</b> Unrestricted free agent on July 1, 2012.										<b>NO: 44</b>	<b>POS: F</b>	<b>HT: 6-8</b>	<b>BIRTHDATE: JUNE 1, 1985</b>					
<b>YEAR</b>	<b>G-GS</b>	<b>MIN</b>	<b>FG</b>	<b>FGA</b>	<b>PCT</b>	<b>FT</b>	<b>FTA</b>	<b>PCT</b>	<b>OR</b>	<b>DR</b>	<b>TOT</b>	<b>A</b>	<b>PF-D</b>	<b>STL</b>	<b>TO</b>	<b>BLK</b>	<b>PTS</b>	<b>AVG</b>
10-11	65-4	1362	141	313	.450	105	131	.802	92	203	295	82	145-1	28	49	28	434	6.7
11-12	51-0	882	71	182	.390	41	55	.745	50	103	153	22	86-1	18	35	19	208	4.1
<b>TOTAL</b>	<b>116-4</b>	<b>2224</b>	<b>212</b>	<b>495</b>	<b>.428</b>	<b>146</b>	<b>186</b>	<b>.785</b>	<b>142</b>	<b>306</b>	<b>448</b>	<b>104</b>	<b>231-2</b>	<b>46</b>	<b>84</b>	<b>47</b>	<b>642</b>	<b>5.5</b>
Three-point FG: 10-11, 47-115 (.409); 11-12, 25-101 (.248). Total, 72-216 (.333)																		
<b>TRENT, GARY</b> <b>COLLEGE: OHIO '95</b> <b>ACQUIRED:</b> Signed as a free agent on Oct. 2, 2001. <b>DEPARTED:</b> Unrestricted free agent on July 1, 2004.										<b>NO: 20</b>	<b>POS: F</b>	<b>HT: 6-8</b>	<b>BIRTHDATE: SEPT. 22, 1974</b>					
<b>YEAR</b>	<b>G-GS</b>	<b>MIN</b>	<b>FG</b>	<b>FGA</b>	<b>PCT</b>	<b>FT</b>	<b>FTA</b>	<b>PCT</b>	<b>OR</b>	<b>DR</b>	<b>TOT</b>	<b>A</b>	<b>PF-D</b>	<b>STL</b>	<b>TO</b>	<b>BLK</b>	<b>PTS</b>	<b>AVG</b>
01-02	64-10	1140	193	381	.507	92	144	.639	104	166	270	60	160-0	21	58	27	478	7.5
02-03	80-22	1221	208	389	.535	60	101	.594	106	185	291	77	142-0	32	59	23	476	6.0
03-04	68-2	1025	155	328	.473	69	91	.758	83	133	216	49	129-2	12	54	17	379	5.6
<b>TOTAL</b>	<b>212-34</b>	<b>3386</b>	<b>556</b>	<b>1098</b>	<b>.506</b>	<b>221</b>	<b>336</b>	<b>.658</b>	<b>293</b>	<b>484</b>	<b>777</b>	<b>186</b>	<b>431-2</b>	<b>65</b>	<b>171</b>	<b>67</b>	<b>1333</b>	<b>6.3</b>
Three-point FG: 01-02, 0-2 (.000); 02-03, 0-2 (.000); 03-04, 0-6 (.000). Total, 0-10 (.000)																		
<i>Playoffs</i>																		
<b>YEAR</b>	<b>G-GS</b>	<b>MIN</b>	<b>FG</b>	<b>FGA</b>	<b>PCT</b>	<b>FT</b>	<b>FTA</b>	<b>PCT</b>	<b>OR</b>	<b>DR</b>	<b>TOT</b>	<b>A</b>	<b>PF-D</b>	<b>STL</b>	<b>TO</b>	<b>BLK</b>	<b>PTS</b>	<b>AVG</b>
01-02	3-0	48	8	16	.500	3	6	.500	5	4	9	1	8-0	0	3	0	19	6.3
02-03	6-0	42	5	14	.357	4	6	.667	4	3	7	1	6-0	1	4	0	14	2.3
03-04	13-0	70	8	25	.320	5	8	.625	6	6	12	2	11-0	0	3	0	21	1.6
<b>TOTAL</b>	<b>22-0</b>	<b>160</b>	<b>21</b>	<b>55</b>	<b>.382</b>	<b>12</b>	<b>20</b>	<b>.600</b>	<b>15</b>	<b>13</b>	<b>28</b>	<b>4</b>	<b>25-0</b>	<b>1</b>	<b>10</b>	<b>0</b>	<b>54</b>	<b>2.5</b>
Three-point FG: 03-04, 0-2 (.000)																		
<b>TSKITISHVILI, NIKOLOZ</b> <b>COLLEGE: GEORGIA (EUROPE)</b> <b>ACQUIRED:</b> Signed as a free agent on Aug. 9, 2005. <b>DEPARTED:</b> Traded to Phoenix for a 2006 second-round draft pick on Jan. 26, 2006.										<b>NO: 17</b>	<b>POS: F</b>	<b>HT: 7-0</b>	<b>BIRTHDATE: APRIL 14, 1983</b>					
<b>YEAR</b>	<b>G-GS</b>	<b>MIN</b>	<b>FG</b>	<b>FGA</b>	<b>PCT</b>	<b>FT</b>	<b>FTA</b>	<b>PCT</b>	<b>OR</b>	<b>DR</b>	<b>TOT</b>	<b>A</b>	<b>PF-D</b>	<b>STL</b>	<b>TO</b>	<b>BLK</b>	<b>PTS</b>	<b>AVG</b>
05-06	5-0	13	1	4	.250	1	2	.500	0	2	2	0	0-0	0	2	0	3	0.6
<b>TUCKER, ALANDO</b> <b>COLLEGE: WISCONSIN '07</b> <b>ACQUIRED:</b> From Phoenix with a future second-round pick and cash considerations for Jason Hart on Dec. 29, 2009. <b>DEPARTED:</b> Waived on March 22, 2010.										<b>NO: 29</b>	<b>POS: F</b>	<b>HT: 6-6</b>	<b>BIRTHDATE: FEB. 11, 1984</b>					
<b>YEAR</b>	<b>G-GS</b>	<b>MIN</b>	<b>FG</b>	<b>FGA</b>	<b>PCT</b>	<b>FT</b>	<b>FTA</b>	<b>PCT</b>	<b>OR</b>	<b>DR</b>	<b>TOT</b>	<b>A</b>	<b>PF-D</b>	<b>STL</b>	<b>TO</b>	<b>BLK</b>	<b>PTS</b>	<b>AVG</b>
09-10	4-0	25	4	9	.444	0	0	---	1	2	3	1	1-0	0	1	0	8	2.0
<b>TURIAF, RONNY</b> <b>COLLEGE: GONZAGA '05</b> <b>ACQUIRED:</b> Signed as a free agent on July 18, 2013. <b>DEPARTED:</b> Traded in a three-team to Philadelphia that sent Corey Brewer to Houston and brought Troy Daniels and two second round picks back to Minnesota on Dec. 19, 2014.										<b>NO: 32</b>	<b>POS: C</b>	<b>HT: 6-10</b>	<b>BIRTHDATE: JAN. 13, 1983</b>					
<b>YEAR</b>	<b>G-GS</b>	<b>MIN</b>	<b>FG</b>	<b>FGA</b>	<b>PCT</b>	<b>FT</b>	<b>FTA</b>	<b>PCT</b>	<b>OR</b>	<b>DR</b>	<b>TOT</b>	<b>A</b>	<b>PF-D</b>	<b>STL</b>	<b>TO</b>	<b>BLK</b>	<b>PTS</b>	<b>AVG</b>
13-14	31-10	606	64	107	.598	21	50	.420	55	119	174	24	65-1	8	24	50	149	4.8
14-15	2-0	19	0	0	0	0	0	0	0	1	1	2	0-0	0	0	0	0	0
<b>VETRA, GUNDARS</b> <b>COLLEGE: LATVIA '92</b> <b>ACQUIRED:</b> Signed as a free agent on July 2, 1992. <b>DEPARTED:</b> Unrestricted free agent on July 1, 1993.										<b>NO: 2</b>	<b>POS: G/F</b>	<b>HT: 6-6</b>	<b>BIRTHDATE: MAY 22, 1967</b>					
<b>YEAR</b>	<b>G-GS</b>	<b>MIN</b>	<b>FG</b>	<b>FGA</b>	<b>PCT</b>	<b>FT</b>	<b>FTA</b>	<b>PCT</b>	<b>OR</b>	<b>DR</b>	<b>TOT</b>	<b>A</b>	<b>PF-D</b>	<b>STL</b>	<b>TO</b>	<b>BLK</b>	<b>PTS</b>	<b>AVG</b>
92-93	13-0	89	19	40	.475	4	6	.667	4	4	8	6	12-0	2	2	0	45	3.5
Three-point FG: 3-3 (1.000)																		



# FORMER PLAYER STATS

## VRANKOVIC, STOJKO

COLLEGE: CROATIA

NO: 11

POS: C

HT: 7-2

BIRTHDATE: JAN. 22, 1964

ACQUIRED: Signed as a free agent on Sept. 6, 1996.

DEPARTED: Traded to L.A. Clippers for Stanley Roberts on June 25, 1997.

YEAR	G-GS	MIN	FG	FGA	PCT	FT	FTA	PCT	OR	DR	TOT	A	PF-D	STL	TO	BLK	PTS	AVG
96-97	53-35	766	78	139	.561	25	37	.676	57	111	168	14	121-0	10	52	67	181	3.4

Playoffs

YEAR	G-GS	MIN	FG	FGA	PCT	FT	FTA	PCT	OR	DR	TOT	A	PF-D	STL	TO	BLK	PTS	AVG
96-97	1-0	6	0	2	.000	0	0	----	1	0	1	3	0-0	0	0	0	0	0.0

## WALKER, ANTOINE

COLLEGE: KENTUCKY '96

NO: 24

POS: F

HT: 6-9

BIRTHDATE: AUG. 12, 1976

ACQUIRED: From Miami with Michael Doleac, Wayne Simien, a future first-round draft pick and cash considerations for Mark Blount and Ricky Davis on Oct. 24, 2007.

DEPARTED: Traded to Memphis with Greg Buckner, Marko Jaric and the draft rights to O.J. Mayo for Brian Cardinal, Jason Collins, Mike Miller and the draft rights to Kevin Love on June 26, 2008.

YEAR	G-GS	MIN	FG	FGA	PCT	FT	FTA	PCT	OR	DR	TOT	A	PF-D	STL	TO	BLK	PTS	AVG
07-08	46-1	892	136	375	.363	35	66	.530	56	112	168	45	80-0	33	46	8	368	8.0

Three-point FG: 61-188 (.324)

## WEBB, SPUD

COLLEGE: NORTH CAROLINA STATE '85

NO: 4

POS: G

HT: 5-7

BIRTHDATE: JULY 13, 1963

ACQUIRED: From Atlanta with Andrew Lang for Christian Laettner and Sean Rooks on Feb. 22, 1996.

DEPARTED: Unrestricted free agent July 11, 1996

YEAR	G-GS	MIN	FG	FGA	PCT	FT	FTA	PCT	OR	DR	TOT	A	PF-D	STL	TO	BLK	PTS	AVG
95-96	26-21	645	82	208	.394	51	58	.879	7	33	40	154	41-0	25	59	5	244	9.4

Three-point FG: 29-72 (.403)

## WEBSTER, MARTELL

HIGH SCHOOL: SEATTLE PREP HS (SEATTLE, WA) NO: 5

POS: G/F

HT: 6-7

BIRTHDATE: DEC. 4, 1986

ACQUIRED: From Portland in exchange for the draft rights to Luke Babbitt and Ryan Gomes on June 24, 2010.

DEPARTED: Waived on July 13, 2012.

YEAR	G-GS	MIN	FG	FGA	PCT	FT	FTA	PCT	OR	DR	TOT	A	PF-D	STL	TO	BLK	PTS	AVG
10-11	46-1	1094	152	340	.447	94	122	.770	36	111	147	53	101	28	58	9	453	9.8
11-12	47-26	1140	115	272	.423	57	72	.792	42	126	168	40	86	31	46	17	324	6.9
TOTAL	93-27	2234	267	612	.436	151	194	.778	78	237	315	93	187	59	104	26	777	8.4

Three-point FG: 10-11, 55-132 (.417); 11-12, 37-109 (.339). Total, 92-241 (.382)

## WEST, DOUG

COLLEGE: VILLANOVA '89

NO: 5

POS: G/F

HT: 6-6

BIRTHDATE: MAY 27, 1967

ACQUIRED: 1989 NBA Draft (2nd Round/38th overall).

DEPARTED: Traded to Vancouver for Anthony Peeler on Feb. 18, 1998.

YEAR	G-GS	MIN	FG	FGA	PCT	FT	FTA	PCT	OR	DR	TOT	A	PF-D	STL	TO	BLK	PTS	AVG
89-90	52-0	378	53	135	.393	26	32	.813	24	46	70	18	61-0	10	31	6	135	2.6
90-91	75-1	824	118	246	.480	58	84	.690	56	80	136	48	115-0	35	41	23	294	3.9
91-92	80-72	2540	463	894	.518	186	231	.805	107	150	257	281	239-1	66	120	26	1116	14.0
92-93	80-80	3104	646	1249	.517	249	296	.841	89	158	247	235	279-1	85	165	21	1543	19.3
93-94	72-61	2182	434	891	.487	187	231	.810	61	170	231	172	236-3	65	137	24	1056	14.7
94-95	71-65	2328	351	762	.461	206	246	.837	60	167	227	185	250-4	65	126	24	919	12.9
95-96	73-16	1639	175	393	.445	114	144	.792	48	113	161	119	228-2	30	81	17	465	6.4
96-97	68-66	1920	226	484	.467	64	94	.681	37	111	148	113	218-3	61	66	24	531	7.8
97-98	38-10	688	64	171	.374	29	40	.725	23	59	82	45	97-1	11	21	5	157	4.1
TOTAL	609-371	15603	2530	5225	.484	1119	1398	.800	505	1417	1922	1216	1723-15	428	788	170	6216	10.2

Three-point FG: 89-90, 3-11 (.273); 90-91, 0-1 (.000); 91-92, 4-23 (.174); 92-93, 2-23 (.087); 93-94, 1-8 (.125); 94-95, 11-61 (.180); 95-96, 1-13 (.077); 96-97, 15-45 (.333); 97-98, 0-2 (.000). Total, 37-187 (.198)

Playoffs

YEAR	G-GS	MIN	FG	FGA	PCT	FT	FTA	PCT	OR	DR	TOT	A	PF-D	STL	TO	BLK	PTS	AVG
96-97	3-3	87	12	22	.545	9	9	1.000	0	4	4	6	11-0	2	1	1	33	11.0

Three-point FG: 0-2 (.000)

## WHEAT, DEJUAN

COLLEGE: LOUISVILLE '97

NO: 32

POS: G

HT: 6-0

BIRTHDATE: OCT. 14, 1973

ACQUIRED: Signed as a free agent on Oct. 23, 1997.

DEPARTED: Unrestricted free agent on July 1, 1998.

YEAR	G-GS	MIN	FG	FGA	PCT	FT	FTA	PCT	OR	DR	TOT	A	PF-D	STL	TO	BLK	PTS	AVG
97-98	34-0	150	20	50	.400	9	15	.600	3	8	11	25	12-0	6	9	1	57	1.7

Three-point FG: 6-17 (.471)

Playoffs

YEAR	G-GS	MIN	FG	FGA	PCT	FT	FTA	PCT	OR	DR	TOT	A	PF-D	STL	TO	BLK	PTS	AVG
97-98	1-0	3	1	2	.500	0	0	----	0	1	1	0	0-0	1	0	0	2	2.0

## WILLIAMS, MO

COLLEGE: ALABAMA '03

NO: 25

POS: G

HT: 6-1

BIRTHDATE: DEC. 19, 1982

ACQUIRED: Signed as a free agent on July 30, 2014.

DEPARTED: Traded to Charlotte with Troy Daniels in exchange for Gary Neal and a second-round pick on Feb. 10, 2015.

YEAR	G-GS	MIN	FG	FGA	PCT	FT	FTA	PCT	OR	DR	TOT	A	PF-D	STL	TO	BLK	PTS	AVG
14-15	41-19	1149	180	447	.403	80	94	.851	13	85	98	261	103-0	30	102	8	499	12.2

Three-point FG: 14-15, 59-170 (.347)



## FORMER PLAYER STATS

### WILKINS, DAMIEN

COLLEGE: GEORGIA '04

NO: 3

POS: F

HT: 6-6

BIRTHDATE: JAN. 11, 1980

ACQUIRED: From Oklahoma City with Chucky Atkins for Elan Thomas and two future second-round picks on July 27, 2009.

DEPARTED: Unrestricted free agent on July 1, 2010.

YEAR	G-GS	MIN	FG	FGA	PCT	FT	FTA	PCT	OR	DR	TOT	A	PF-D	STL	TO	BLK	PTS	AVG
09-10	80-31	1585	165	381	.433	103	129	.798	72	177	249	135	144-0	66	76	25	451	5.6

Three-point FG: 18-61 (.295)

### WILKS, MIKE

COLLEGE: RICE '02

NO: 29

POS: G

HT: 5-10

BIRTHDATE: MAY 7, 1979

ACQUIRED: Signed as a free agent on Feb. 12, 2003.

DEPARTED: Qualifying offer rescinded on Sept. 2, 2003.

YEAR	G-GS	MIN	FG	FGA	PCT	FT	FTA	PCT	OR	DR	TOT	A	PF-D	STL	TO	BLK	PTS	AVG
02-03	31-0	324	21	67	.313	16	18	.889	11	19	30	50	31-0	11	12	3	62	2.0

Three-point FG: 02-03, 4-18 (.222)

#### Playoffs

YEAR	G-GS	MIN	FG	FGA	PCT	FT	FTA	PCT	OR	DR	TOT	A	PF-D	STL	TO	BLK	PTS	AVG
02-03	4-0	7	1	2	.500	0	0	---	0	0	0	0	3-0	0	0	0	3	0.8

Three-point FG: 1-1 (1.000)

### WILLIAMS, COREY

COLLEGE: OKLAHOMA STATE '92

NO: 12

POS: G

HT: 6-2

BIRTHDATE: APRIL 24, 1970

ACQUIRED: Signed as a free agent on Feb. 21, 1994.

DEPARTED: Released on Feb. 28, 1994.

YEAR	G-GS	MIN	FG	FGA	PCT	FT	FTA	PCT	OR	DR	TOT	A	PF-D	STL	TO	BLK	PTS	AVG
93-94	4-0	46	5	13	.385	1	1	1.000	1	5	6	6	6-0	2	2	0	11	2.8

Three-point FG: 0-1 (.000)

### WILLIAMS, DERRICK

COLLEGE: ARIZONA '11

NO: 7

POS: F

HT: 6-8

BIRTHDATE: MAY 25, 1991

ACQUIRED: 2011 NBA Draft (1st Round/2nd overall).

DEPARTED: Traded to Sacramento in exchange for Luc Richard Mbah a Moute on Nov. 26, 2013.

YEAR	G-GS	MIN	FG	FGA	PCT	FT	FTA	PCT	OR	DR	TOT	A	PF-D	STL	TO	BLK	PTS	AVG
11-12	66-15	1418	205	498	.412	136	195	.697	77	234	311	38	95-0	30	77	31	583	8.8
12-13	78-56	1916	338	786	.430	192	272	.706	96	334	430	46	127-0	44	101	37	933	12.0
13-14	11-0	162	19	54	.352	14	16	.875	3	23	26	1	9-0	4	6	4	54	4.9
TOTAL	155-71	3496	562	1338	.420	342	483	.708	176	591	767	85	231-0	78	184	72	1570	10.1

Three-point FG: 11-12, 37-138 (.268); 12-13, 65-196 (.332); 13-14, 2-15 (.133). Total, 104-349 (.298)

### WILLIAMS, MICHAEL

COLLEGE: BAYLOR '88

NO: 24/4

POS: G

HT: 6-2

BIRTHDATE: JULY 23, 1966

ACQUIRED: From Indiana with Chuck Person for Sam Mitchell and Pooh Richardson on Sept. 8, 1992.

DEPARTED: Traded to Toronto for the rights to Zeljko Rebraca and a future first-round pick on Jan. 21, 1999.

YEAR	G-GS	MIN	FG	FGA	PCT	FT	FTA	PCT	OR	DR	TOT	A	PF-D	STL	TO	BLK	PTS	AVG
92-93	76-76	2661	353	791	.446	419	462	.907	84	189	273	661	268-7	118	227	23	1151	15.1
93-94	71-66	2206	314	687	.457	333	397	.839	67	154	221	512	193-3	193	203	24	971	13.7
94-95	1-1	28	1	4	.250	4	5	.800	0	1	1	3	3-0	3	3	0	6	6.0
95-96	9-7	189	13	40	.325	28	33	.848	3	20	23	31	37-0	5	23	3	55	6.1
96-97																		
97-98	25-0	161	16	48	.333	32	33	.970	2	12	14	32	24-0	9	16	2	64	2.6
TOTAL	182-150	5245	697	1570	.444	816	930	.877	156	376	532	1239	525-10	328	452	52	2247	12.3

Three-point FG: 92-93, 26-107 (.243); 93-94, 10-45 (.222); 95-96, 1-3 (.333); 97-98, 0-4 (.000). Total, 37-159 (.233)

#### Playoffs

YEAR	G-GS	MIN	FG	FGA	PCT	FT	FTA	PCT	OR	DR	TOT	A	PF-D	STL	TO	BLK	PTS	AVG
97-98	4-0	58	6	15	.400	7	9	.778	2	7	9	11	14-0	3	3	1	20	5.0

Three-point FG: 1-2 (.500)

### WILLIAMS, SHELDEAN

COLLEGE: DUKE '06

NO: 23

POS: F

HT: 6-9

BIRTHDATE: OCT. 21, 1983

ACQUIRED: From Sacramento with Bobby Brown for Calvin Booth and Rashad McCants on Feb. 19, 2009.

DEPARTED: Unrestricted free agent on July 1, 2009.

YEAR	G-GS	MIN	FG	FGA	PCT	FT	FTA	PCT	OR	DR	TOT	A	PF-D	STL	TO	BLK	PTS	AVG
08-09	15-0	207	30	68	.441	14	21	.667	24	51	75	4	28-0	10	8	8	74	4.9

### WINTER, TREVOR

COLLEGE: MINNESOTA '97

NO: 50

POS: C

HT: 7-0

BIRTHDATE: JAN. 7, 1974

ACQUIRED: Signed as a free agent on Jan. 3, 1999.

DEPARTED: Released on May 4, 1999.

YEAR	G-GS	MIN	FG	FGA	PCT	FT	FTA	PCT	OR	DR	TOT	A	PF-D	STL	TO	BLK	PTS	AVG
98-99	1-0	5	0	0	---	0	0	---	1	2	3	0	5-0	0	0	0	0	0.0



FORMER PLAYER STATS

WOODS, LOREN

COLLEGE: ARIZONA '01

NO: 3

POS: C

HT: 7-1

BIRTHDATE: JUNE 21, 1978

ACQUIRED: 2001 NBA Draft (2nd Round/46th overall).

DEPARTED: Unrestricted free agent on July 1, 2003.

YEAR	G-GS	MIN	FG	FGA	PCT	FT	FTA	PCT	OR	DR	TOT	A	PF-D	STL	TO	BLK	PTS	AVG
01-02	60-0	516	33	96	.344	44	60	.733	46	76	122	22	60-0	17	36	34	110	1.8
02-03	38-11	353	29	76	.382	21	27	.778	27	68	95	19	37-0	10	23	13	80	2.1
TOTAL	98-11	869	62	172	.360	65	87	.747	73	144	217	41	97-0	27	59	47	190	1.9

Three-point FG: 01-02, 0-2 (.000); 02-03, 1-5 (.200). Total, 1-7 (.143)

Playoffs

YEAR	G-GS	MIN	FG	FGA	PCT	FT	FTA	PCT	OR	DR	TOT	A	PF-D	STL	TO	BLK	PTS	AVG
02-03	2-0	2	1	3	.333	0	0	---	1	0	1	0	0-0	0	0	0	1	1.0

WRIGHT, BRACEY			COLLEGE: INDIANA '05				NO: 6		POS: G		HT: 6-3		BIRTHDATE: JULY 1, 1984					
ACQUIRED: 2005 NBA Draft (2nd Round/47th overall).																		
DEPARTED: Unrestricted free agent on July 1, 2007.																		
YEAR	G-GS	MIN	FG	FGA	PCT	FT	FTA	PCT	OR	DR	TOT	A	PF-D	STL	TO	BLK	PTS	AVG
05-06	7-0	135	21	51	.412	14	16	.875	3	15	18	5	8-0	1	8	0	62	8.9
06-07	19-0	190	24	60	.400	13	18	.722	7	14	21	15	6-0	9	6	1	67	3.5
TOTAL	26-0	325	45	111	.405	27	34	.794	10	29	39	20	14	10	14	1	129	5.0
Three-point FG: 01-02, 0-2 (.000); 02-03, 1-5 (.200). Total, 1-7 (.143) Malik Sealy was tragically killed in an automobile accident on May 20, 2000, cutting short the life of a young man beloved in the Twin Cities and across the country for far more than his on-court skills.																		

YOUNG, THADDEUS			COLLEGE: GEORGIA TECH '07				NO: 33		POS: F		HT: 6-8		BIRTHDATE: JUNE 21, 1988					
ACQUIRED: Acquired in a three-team trade from Philadelphia along with Anthony Bennett and Andrew Wiggins to Minnesota, Kevin Love to Cleveland and Luc Mbah a Moute and Alexey Shved to Philadelphia on Aug. 23, 2014.																		
DEPARTED: Traded to Brooklyn for Kevin Garnett on Feb. 19, 2015.																		
YEAR	G-GS	MIN	FG	FGA	PCT	FT	FTA	PCT	OR	DR	TOT	A	PF-D	STL	TO	BLK	PTS	AVG
14-15	48-48	1605	289	641	.451	88	129	.682	75	170	245	135	115-0	86	75	17	685	14.3
Three-point FG: 14-15, 19-65 (.292)																		





## ALL-TIME JERSEY NUMBERS

*includes Timberwolves who have appeared in a regular-season game through 2014-15*

<b>0</b> Othys Jeffers	<b>5</b> Doug West Will Avery Anthony Goldwire Craig Smith Martell Webster Will Conroy Josh Howard Gorgui Dieng	<b>11</b> Stojko Vrankovic Brian Evans Todd Day Sasha Pavlovic Jose Juan Barea	<b>20</b> Jim Thomas Tom Hammonds Gary Trent Chris Johnson	<b>29</b> Mike Wilks Alando Tucker	<b>40</b> Mike Brown Eric Riley Paul Grant Ervin Johnson	<b>53</b> Jerome Allen Stanley Roberts
<b>1</b> Adrian Branch Scott Brooks Anthony Peeler Maurice Evans Rod Strickland Rashad McCants Bobby Brown Ryan Hollins Sundiata Gaines Alexey Shved Glenn Robinson III Sean Kilpatrick	<b>6</b> Bracey Wright Jason Hart Robbie Hummel	<b>12</b> Corey Williams John Thomas Ronald Dupree Kevin Ollie Luc Richard Mbah a Moute Jeff Adrien Gary Neal	<b>21</b> Lance Blanks Stacey King Kevin Garnett	<b>30</b> Bob McCann Tellis Frank Pat Durham Terry Porter Mark Blount Kirk Snyder Troy Daniels	<b>41</b> Thurl Bailey Eddie Griffin Kosta Koufos Justin Hamilton	<b>54</b> Brad Lohaus
<b>2</b> Brad Sellers Gundars Vetra Askia Jones Malik Sealy	<b>7</b> Stanley Jackson Mark Davis Terrell Brandon Anthony Carter Greg Buckner Ramon Sessions Derrick Williams Lorenzo Brown	<b>13</b> Luc Longley Felipe Lopez Mike James Luke Ridnour Corey Brewer Miroslav Raduljica	<b>22</b> Gerald Glass Tom Garrick Winston Garland Dean Garrett Clifford Rozier Corey Brewer A.J. Price Andrew Wiggins	<b>31</b> Charles Smith Reggie Jordan Ricky Davis Darko Milicic	<b>42</b> Sam Mitchell Donyell Marshall Theo Ratliff Kevin Love	<b>55</b> Marko Jaric
<b>3</b> Scott Roth Chris Smith Stephon Marbury Dennis Scott LaPhonso Ellis Loren Woods Oliver Miller Marcus Banks Sebastian Telfair Damien Wilkins Malcolm Lee Brandon Roy Adreian Payne	<b>8</b> Rasho Nesterovic Latrell Sprewell Ryan Gomes Michael Beasley Malcolm Lee Zach LaVine	<b>14</b> Robert Pack Brian Cardinal Nikola Pekovic	<b>23</b> Tyrone Corbin Brian Davis Trenton Hassell Shelden Williams Kevin Martin	<b>32</b> Tellis Frank Christian Laettner DeJuan Wheat Joe Smith Fred Hoiberg Chris Richard Lazar Hayward Ronny Turiaf	<b>43</b> Chris Carr	
<b>4</b> Tod Murphy Gerald Glass Brad Sellers Micheal Williams Spud Webb Chauncey Billups Keith McCleod Randy Foye Oleksiy Pecherov Wes Johnson Robbie Hummel	<b>9</b> Tod Murphy Sam Jacobson Kendall Gill Justin Reed Ricky Rubio	<b>15</b> Donald Royal Darrick Martin Bill Curley Gerald Green Nathan Jawai Maurice Ager Anthony Randolph Mickael Gelabale Shabazz Muhammad	<b>24</b> Pooh Richardson Michael Williams Tom Gugliotta Bobby Jackson Quincy Lewis Richie Frahm Antoine Walker Anthony Bennett	<b>33</b> Steve Johnson Richard Coffey Marques Bragg Andrae Patterson Mike Miller Dante Cunningham Thaddeus Young	<b>44</b> Greg Foster Cherokee Parks Anthony Peeler Ndudi Ebi Anthony Tolliver	
	<b>10</b> Howard Eisley Shane Heal Wally Szczerbiak Rodney Carney Jonny Flynn Chase Budinger	<b>16</b> Troy Hudson	<b>25</b> Bob Thornton Marlon Maxey Marc Jackson Al Jefferson Mo Williams	<b>34</b> Myron Brown Isaiah Rider Michael Olowokandi Jason Collins Greg Stiemsma	<b>45</b> Randy Breuer Chuck Person Sean Rooks Andrae Patterson	
		<b>17</b> Charles Shackleford Nikoloz Tskitshvili Lou Amundson	<b>26</b> James Robinson	<b>35</b> Sidney Lowe Reggie Slater Mark Madsen	<b>47</b> Andrei Kirilenko	
		<b>19</b> Tony Campbell Sam Cassell Wayne Ellington	<b>28</b> Andrew Lang	<b>36</b> Igor Rakocevic	<b>50</b> Felton Spencer Trevor Winter Arinze Onuaku	
					<b>51</b> Andres Guibert Michael Doleac	
					<b>52</b> Gary Leonard Dan Godfred Mark Randall Calvin Booth Brad Miller	



## RETIRED NUMBERS


Malik Sealy was tragically killed in an automobile accident on May 20, 2000, cutting short the life of a young man beloved in the Twin Cities and across the country for far more than his on-court skills.

A true professional in every sense of the word, Sealy was actively involved in a wide variety of charitable organizations, including serving on the boards of Wheelchair Charities, Inc., and the Bronx Police Athletic League. He was a regular visitor to the Ronald McDonald House in Minneapolis and took on an active role in various school programs. He also ran basketball clinics in conjunction with the Refugee Project at the Camp Hill Summer Program in North Carolina.

A self-described "Renaissance Man," Sealy was much more than a basketball player. He started a men's accessories company, Malik Sealy XXI, Inc., designing and selling neckties. He also opened Baseline Recording Studios in Manhattan in the Spring of 2000 and enjoyed acting, having a significant role in the movie "Eddie" as well as making guest appearances on television's "The Sentinel" and "Diagnosis Murder."

A member of the Minnesota Timberwolves during the 1998-99 and 1999-00 seasons, Sealy's last season with the Wolves was perhaps the finest of his eight-year NBA career. He played in all 82 games, the last 60 as a starter, averaging 11.3 points per game and helping the Timberwolves to their first 50-win season. The photo of Sealy lying on his back after hitting a three at the buzzer to beat Indiana on Jan. 17, 2000 remains one of the most iconic images in Timberwolves history.

Prior to the Wolves home opener vs. Sacramento on Nov. 4, 2000, the Timberwolves raised Sealy's No. 2 jersey to the rafters in memory of a great person, player and teammate. It remains the only retired jersey in Timberwolves history.





## ALL-TIME COLLEGE ROSTER

*includes Timberwolves who have appeared in a regular-season game through 2014-15*

### ALABAMA

James Robinson  
Latrell Sprewell  
Mo Williams

### ALABAMA-BIRMINGHAM

Stanley Jackson

### ARIZONA

Chase Budinger  
Sean Rooks  
Derrick Williams  
Loren Woods

### ARKANSAS

Todd Day  
Andrew Lang  
Oliver Miller

### AUBURN

Chuck Person

### AUSTIN PEAY

Trenton Hassell

### BAYLOR

Michael Williams

### BOSTON COLLEGE

Bill Curley  
Howard Easley  
Craig Smith

### BOWLING GREEN

Keith McLeod

### CAL STATE-FULLERTON

Bobby Brown

### CINCINNATI

Sean Kilpatrick

### CLEMSON

Greg Buckner

### COLORADO

Chauncey Billups

### COLORADO STATE

Pat Durham

### CONNECTICUT

Jeff Adrien  
Donyell Marshall  
Kevin Ollie  
A.J. Price  
Chris Smith

### CREIGHTON

Anthony Tolliver

### DEPAUL

Tyrone Corbin  
Rod Strickland

### DUKE

Will Avery  
Brian Davis  
Christian Laettner  
Cherokee Parks  
Shelden Williams

### DUQUESNE

Mike James

### EVANSVILLE

Dan Godfread

### FLORIDA

Corey Brewer  
Mike Miller  
Chris Richard

### FLORIDA STATE

Sam Cassell

### GEORGETOWN

Charles Smith

### GEORGE WASHINGTON

Mike Brown

### GEORGIA

Sundiata Gaines  
Damien Wilkins

### GEORGIA TECH

Tom Hammonds  
Stephon Marbury  
Dennis Scott  
Thaddeus Young

### GONZAGA

Richie Frahm  
Ronny Turiaf

### HAWAII

Anthony Carter

### HOUSTON

Anthony Goldwire

### ILLINOIS

Kendall Gill

### INDIANA

Brian Evans  
Dean Garrett  
Andrae Patterson  
Jim Thomas  
Bracey Wright

### IOWA

Ricky Davis  
Brad Lohaus

### IOWA STATE

Fred Hoiberg

### KANSAS

Mark Randall  
Andrew Wiggins

### KANSAS STATE

Michael Beasley  
Askia Jones

### KENTUCKY

Antoine Walker

### LOUISIANA STATE

Ronald Dupree  
Chris Johnson  
Anthony Randolph  
Stanley Roberts

### LOUISVILLE

Gorgui Dieng  
Clifford Rozier  
Felton Spencer  
DeJuan Wheat

### LSU

Justin Hamilton

### MARQUETTE

Lazar Hayward

### MARYLAND

Adrian Branch  
Joe Smith

### MEMPHIS

Rodney Carney

### MERCER

Sam Mitchell

### MIAMI (OH)

Wally Szczerbiak

### MICHIGAN

Eric Riley  
Glenn Robinson III

### MICHIGAN STATE

Maurice Ager  
Adreian Payne

### MINNESOTA

Randy Breuer  
Richard Coffey  
Bobby Jackson  
Sam Jacobson  
Quincy Lewis  
John Thomas  
Trevor Winter

### MISSISSIPPI

Gerald Glass  
Justin Reed

### MISSOURI

Gary Leonard  
Anthony Peeler

### MOREHEAD STATE

Bob McCann

### NEVADA

Ramon Sessions  
Kirk Snyder

### UNLV

Marcus Banks  
Isaiah Rider

### NEW MEXICO

Luc Longley

### NEW MEXICO STATE

Reggie Jordan

### NEW ORLEANS

Ervin Johnson

### NORTH CAROLINA

Wayne Ellington  
Rashad McCants

### NORTH CAROLINA STATE

Thurl Bailey  
Lorenzo Brown  
Tom Gugliotta  
Sidney Lowe  
Charles Shackelford  
Spud Webb

### NORTHEASTERN

Jose Juan Barea

### NOTRE DAME

LaPhonso Ellis  
Donald Royal

### OHIO

Gary Trent

### OHIO STATE

Tony Campbell  
Kosta Koufos  
Brad Sellers

### OKLAHOMA

Stacey King

### OKLAHOMA STATE

Corey Williams

### OREGON

Terrell Brandon  
Luke Ridnour

### OREGON STATE

Steve Johnson

### PACIFIC

Michael Olowokandi

### PENN STATE

Calvin Booth

### PENNSYLVANIA

Jerome Allen

### PITTSBURGH

Mark Blount

### PROVIDENCE

Marques Bragg  
Ryan Gomes

### PURDUE

Brian Cardinal  
Robbie Hummel  
Brad Miller

### RHODE ISLAND

Tom Garrick

### RICE

Mike Wilks

### ROBERT MORRIS UNIVERSITY

Othys Jeffers

### SETON HALL

Eddie Griffin

### SLIPPERY ROCK

Myron Brown

### SOUTHERN CALIFORNIA

Robert Pack

### SOUTHERN ILLINOIS

Chris Carr  
Troy Hudson

### SW MISSOURI STATE

Winston Garland

### ST. JOHN'S

Felipe Lopez  
Malik Sealy

### STANFORD

Jason Collins  
Mark Madsen

### SYRACUSE

Jonny Flynn  
Jason Hart  
Arinze Onuaku  
Wes Johnson

### TEMPLE

Marc Jackson

### TEXAS

Lance Blanks  
Maurice Evans

### TEXAS-EL PASO

Greg Foster  
Marlon Maxey

### TEXAS TECH

Mark Davis

### TOWSON

Gary Neal

### UC-IRVINE

Scott Brooks  
Tod Murphy  
Bob Thornton

### UCLA

Ryan Hollins  
Zach LaVine  
Malcolm Lee  
Kevin Love  
Darrick Martin  
Luc Richard Mbah a Moute  
Shabazz Muhammad  
Pooh Richardson

### UNLV

Lou Amundson  
Anthony Bennett

### UTAH

Michael Doleac

### VILLANOVA

Dante Cunningham  
Randy Foye  
Doug West

### VCU

Troy Daniels

### WAKE FOREST

Josh Howard

### WASHINGTON

Will Conroy  
Brandon Roy

### WESTERN CAROLINA

Kevin Martin

### WESTERN KENTUCKY

Frank Tellis

### WISCONSIN

Paul Grant  
Scott Roth  
Greg Stiemsma  
Alando Tucker

### WISCONSIN-STEVEN'S POINT

Terry Porter

### WYOMING

Theo Ratliff  
Reggie Slater

### NO COLLEGE

Ndudi Ebi  
Kevin Garnett  
Mickael Gelabale  
Gerald Green  
Andres Guibert  
Shane Heal  
Marko Jaric  
Nathan Jawai  
Al Jefferson  
Andrei Kirilenko  
Darko Milicic  
Rasho Nesterovic  
Sasha Pavlovic  
Oleksiy Pecherov  
Nikola Pekovic  
Miroslav Raduljica  
Igor Rakocevic  
Ricky Rubio  
Alexey Shved  
Sebastian Telfair  
Nikoloz Tskitishvili  
Gundars Vetra  
Stojko Vrankovic  
Martell Webster



## WOLVES DRAFTS

### 1989 DRAFT

Jerome "Pooh" Richardson, UCLA  
(1st round - 10th overall)

Gary Leonard, Missouri  
(2nd round - 34th overall)

Doug West, Villanova  
(2nd round - 38th overall)

### 1990 DRAFT

Felton Spencer, Louisville  
(1st round - 6th overall)

Gerald Glass, Mississippi  
(1st round - 20th overall)

### 1991 DRAFT

Luc Longley, New Mexico  
(1st round - 7th overall)

Myron Brown, Slippery Rock  
(2nd round - 34th overall)

### 1992 DRAFT

Christian Laettner, Duke  
(1st round - 3rd overall)

Marlon Maxey, Texas-El Paso  
(2nd round - 28th overall)

Chris Smith, Connecticut  
(2nd round - 34th overall)

Tim Burroughs, Jacksonville  
(2nd round - 51st overall)

### 1993 DRAFT

Isaiah Rider, Nevada-Las Vegas  
(1st round - 5th overall)

Sherron Mills, Va. Commonwealth  
(2nd round - 29th overall)

### 1994 DRAFT

Donyell Marshall, Connecticut  
(1st round - 4th overall)

Howard Easley, Boston College  
(2nd round - 30th overall)

### 1995 DRAFT

Kevin Garnett, Farragut Academy HS  
(1st round - 5th overall)

Mark Davis, Texas Tech  
(2nd round - 48th overall)

Jerome Allen, Pennsylvania  
(2nd round - 49th overall)

### 1996 DRAFT

Ray Allen, Connecticut  
(1st round - 5th overall)

### 1997 DRAFT

Paul Grant, Wisconsin  
(1st round - 20th overall)

Gordon Malone, West Virginia  
(2nd round - 44th overall)

### 1998 DRAFT

Rasho Nesterovic, Kinder Bologna  
(1st round - 17th overall)

Andrae Patterson, Indiana  
(2nd round - 46th overall)

### 1999 DRAFT

Wally Szczerbiak, Miami of Ohio  
(1st round - 6th overall)

William Avery, Duke  
(1st round - 14th overall)

Louis Bullock Jr., Michigan  
(2nd round - 42nd overall)

### 2000 DRAFT

Igor Rakocevic, Red Star Belgrade  
(2nd round - 51st overall)

### 2001 DRAFT

Loren Woods, Arizona  
(2nd round - 46th overall)

### 2002 DRAFT

Marcus Taylor, Michigan State  
(2nd round - 52nd overall)

### 2003 DRAFT

Ndudi Ebi, Westbury Christian HS  
(1st round - 26th overall)

Rick Rickert, Minnesota  
(2nd round - 55th overall)

### 2004 DRAFT

Blake Stepp, Gonzaga  
(2nd round - 58th overall)

### 2005 DRAFT

Rashad McCants, North Carolina  
(1st round - 14th overall)

Bracey Wright, Indiana  
(2nd round - 47th overall)

### 2006 DRAFT

Brandon Roy, Washington  
(1st round - 6th overall)

Craig Smith, Boston College  
(2nd round - 36th overall)

Bobby Jones, Washington  
(2nd round - 37th overall)

Loukas Mavrokefalidis, Greece  
(2nd round - 57th overall)

### 2007 DRAFT

Corey Brewer, Florida  
(1st round - 7th overall)

Chris Richard, Florida  
(2nd round - 41st overall)

### 2008 DRAFT

O.J. Mayo, USC  
(1st round - 3rd overall)

Nikola Pekovic, Montenegro  
(2nd round - 31st overall)

Mario Chalmers, Kansas  
(2nd round - 34th overall)

### 2009 DRAFT

Ricky Rubio, Spain  
(1st round - 5th overall)

Jonny Flynn, Syracuse  
(1st round - 6th overall)

Ty Lawson, North Carolina  
(1st round - 18th overall)

Wayne Ellington, North Carolina  
(1st round - 28th overall)

Nick Calathes, Florida  
(2nd round - 45th overall)

Henk Norel, Netherlands  
(2nd round - 47th overall)

### 2010 DRAFT

Wesley Johnson, Syracuse  
(1st round - 4th overall)

Luke Babbitt, Nevada  
(1st round - 6th overall)

Trevor Booker, Clemson  
(1st round - 23th overall)

Paulo Prestes, Brazil  
(2nd round - 45th overall)

Hamady Ndiaye, Rutgers  
(2nd round - 56th overall)

### 2011 DRAFT

Derrick Williams, Arizona  
(1st round - 2nd overall)

Donatas Motiejunas, Lithuania  
(1st round - 20th overall)

### 2012 DRAFT

Robbie Hummel, Purdue  
(2nd round - 58th overall)

### 2013 DRAFT

Trey Burke, Michigan  
(1st round - 9th overall)

Anthony Roberson, Florida  
(1st round, 26th overall)

Lorenzo Brown, North Carolina State  
(2nd round, 52nd overall)

Bojan Dubljevic, Montenegro  
(2nd round, 59th overall)

### 2014 DRAFT

Zach LaVine, UCLA  
(1st round - 13th overall)

Glenn Robinson III, Michigan  
(2nd round - 40th overall)

Markel Brown, Oklahoma State  
(2nd round - 44th overall)

Alessandro Gentile, Italy  
(2nd round - 53rd overall)

### 2015 DRAFT

Karl-Anthony Towns, Kentucky  
(1st round - 1st overall)

Cedi Osman, Turkey  
(2nd round - 31st overall)

Rakeem Christmas, Syracuse  
(2nd round - 36th overall)



## WOLVES TRANSACTIONS

### 1988

**JULY 21** Named Billy McKinney director of player personnel.

**AUG. 23** Named Bill Musselman head coach.

### 1989

**JUNE 12** Lost NBA Expansion coin flip with the Orlando Magic in Los Angeles. The Magic elected to take the first selection in the 1989 NBA Expansion Draft, giving the Timberwolves the 10th pick overall in the 1989 NBA College Draft.

**JUNE 15** Acquired the Milwaukee Bucks' second-round selection (34th overall) in the 1989 NBA College Draft for agreeing to select Mark Davis in the 1989 NBA Expansion Draft. Selected 11 players in the 1989 NBA Expansion Draft: Rick Mahorn, 6-10 forward from Detroit Pistons; Tyrone Corbin, 6-6 forward from Phoenix Suns; Steve Johnson, 6-10 center from Portland Trail Blazers; Brad Lohaus, 7-0 forward from Sacramento Kings; David Rivers, 6-0 guard from Los Angeles Lakers; Mark Davis, 6-5 guard from Milwaukee Bucks; Scott Roth, 6-8 forward from San Antonio Spurs; Shelton Jones, 6-9 forward from Philadelphia 76ers; Eric White, 6-8 forward from Los Angeles Clippers; Maurice Martin, 6-6 guard from Denver Nuggets; Gunther Behnke, 7-4 center from Cleveland Cavaliers.

**JUNE 27** Selected UCLA guard Jerome "Pooh" Richardson with the 10th pick in the first round of the 1989 NBA College Draft. The Wolves also selected Missouri center Gary Leonard (second round, 34th overall) and Villanova guard/forward Doug West (second round, 38th overall).

**JULY 26** Signed free agent forward Sam Mitchell to a two-year contract.

**AUG. 3** Signed restricted free agent guard Sidney Lowe to a two-year contract.

**AUG. 16** Signed free agent forward Tod Murphy to a two-year contract.

**AUG. 21** Signed second-round draft pick center Gary Leonard to a three-year contract. Named Tom Thibodeau assistant coach.

**AUG. 31** Signed first-round draft pick guard Pooh Richardson to a four-year contract and second-round draft pick guard Doug West to a three-year contract.

**SEPT. 12** Signed free agent guard Conner Henry and free-agent forward Donald Royal to contracts.

**SEPT. 13** Signed free agent guard Tony Campbell to a four-year contract.

**SEPT. 18** Named Bob Zuffelato assistant coach.

**OCT. 6** Placed hold-out center Steve Johnson on the suspended list.

**OCT. 20** Signed free agent guard/forward Adrian Branch to a two-year contract.

**OCT. 27** Traded forward Rick Mahorn to the Philadelphia 76ers for 1990 first- and second-round draft picks, a 1991 second-round draft pick and a conditional 1992 second-round pick.

**DEC. 13** Activated center Steve Johnson and placed forward Scott Roth (broken nose) on the injured list.

**DEC. 23** Activated forward Scott Roth from the injured list and waived guard/forward Adrian Branch.

### 1990

**JAN. 4** Traded forward Brad Lohaus to the Milwaukee Bucks for center Randy Breuer and a conditional one-time exchange of second-round draft picks in 1991 or 1992.

**JAN. 11** Placed center Steve Johnson (stomach ulcer) on the injured list.

**FEB. 15** Activated center Steve Johnson from the injured list.

**FEB. 22** Traded center Steve Johnson and a conditional 1991 second-round draft pick to the Seattle SuperSonics for forward Brad Sellers.

**JUNE 26** Acquired guard Scott Brooks from the Philadelphia 76ers for a 1990 second-round draft pick (32nd overall).

**JUNE 27** Waived forward Brad Sellers.

**JUNE 28** Selected Louisville center Felton Spencer with the sixth pick and Mississippi guard Gerald Glass with the 20th pick in the first round of the 1990 NBA Draft.

**JULY 6** Waived forward Scott Roth.

**SEPT. 27** Announced that guard Sidney Lowe retired to become the club's television broadcast analyst.

**OCT. 2** Signed free agent forward Richard Coffey to a two-year contract.

**OCT. 3** Signed first-round draft pick center Felton Spencer to a five-year contract.

**OCT. 9** Signed first-round draft pick guard Gerald Glass to a four-year contract.

**OCT. 31** Waived center Gary Leonard. Signed free agent guard Jim Thomas.

**NOV. 10** Waived guard Jim Thomas. Acquired forward/center Bob Thornton from the Philadelphia 76ers in exchange for a 1991 second-round draft pick.

**NOV. 29** Announced Billy McKinney resigned his position as director of player personnel.

**DEC. 4** Promoted Jim Brewer to director of player personnel.

**DEC. 6** Placed forward Bob Thornton (broken wrist) on the injured list.

**DEC. 29** Signed free agent forward Dan Godfred to a 10-day contract.

### 1991

**JAN. 7** Signed forward Dan Godfred to a second 10-day contract.

**JAN. 18** Signed forward Dan Godfred to a contract for the remainder of the season.

**APR. 22** Relieved head coach Bill Musselman and assistant coach Tom Thibodeau of their duties.

**APR. 24** Signed guard Scott Brooks to a four-year contract.

**MAY 5** Relieved assistant coach Eric Musselman of his duties.

**JUNE 19** Named Jimmy Rodgers head coach.

**JUNE 20** Released forward Richard Coffey.

**JUNE 26** Selected New Mexico center Luc Longley with the seventh pick in the first round of the 1991 NBA Draft. The Wolves also selected Slippery Rock guard Myron Brown (second round, 34th overall).

**JULY 18** Named Jim Brewer and Sidney Lowe assistant coaches.

**AUG. 17** Renounced the rights to forward Donald Royal.

**OCT. 4** Signed second-round draft pick guard Myron Brown to a two-year contract.

**NOV. 19** Signed first-round draft pick center Luc Longley to a four-year contract and placed him on the suspended list to start the season.

**NOV. 25** Acquired forward Thurl Bailey and a 1992 second-round draft pick from the Utah Jazz for forward Tyrone Corbin.

**NOV. 29** Activated center Luc Longley from the suspended list and released forward Tellis Frank.

**DEC. 5** Placed center Felton Spencer (fracture to the ethmoid bone of the right eye) on the injured list.

**DEC. 18** Waived guard Myron Brown and activated center Felton Spencer from the injured list.

**DEC. 30** Placed forward Tod Murphy (sprained left foot) on the injured list.

### 1992

**JAN. 2** Claimed forward Mark Randall off waivers from the Chicago Bulls.

**FEB. 10** Placed center Felton Spencer (sprained ankle) on the injured list.

**MAR. 6** Activated center Felton Spencer from the injured list.

**APR. 6** Signed guard/forward Doug West to a four-year contract extension.

**JUNE 1** Named Jack McCloskey general manager.

**JUNE 16** Announced the club did not exercise the option on forward

Tod Murphy's contract for the 1992-93 season.

**JUNE 24** Selected Duke center Christian Laettner with the third pick in the first round of the 1992 NBA Draft. The Wolves also selected UTEP forward Marlon Maxey (second round, 28th overall), Connecticut guard Chris Smith (second round, 34th overall), and Jacksonville forward Tim Burroughs (second round, 51st overall).

**JULY 2** Signed guard/forward Gundars Vetra from Unified (Russia) National Team to a multi-year contract.

**JULY 10** Named Stan Novak scout.

**JULY 20** Signed second-round draft pick forward Marlon Maxey to a four-year contract.

**JULY 23** Promoted Jim Brewer to assistant to the general manager and named Chuck Davison assistant coach.

**AUG. 5** Signed free agent forward Bob McCann to a one-year contract.

**AUG. 28** Signed second-round draft pick guard Chris Smith to a multi-year contract.

**SEPT. 2** Named Rob Babcock full-time scout.

**SEPT. 8** Acquired forward Chuck Person and guard Micheal Williams from the Indiana Pacers for forward Sam Mitchell and guard Pooh Richardson.

**SEPT. 4** Traded guard Tony Campbell to the New York Knicks for future considerations.

**SEPT. 25** Traded guard Scott Brooks to the Houston Rockets for future considerations.

**OCT. 14** Signed first-round draft pick forward Christian Laettner to a six-year contract.

**NOV. 5** Placed forward Marlon Maxey (synovitis of the left knee) on the injured list.

**NOV. 15** Acquired guard Lance Blanks, forward Brad Sellers and a future second-round draft pick from the Detroit Pistons for guard/forward Gerald Glass and forward Mark Randall.

**DEC. 3** Placed guard/forward Gundars Vetra (lower back strain) on the injured list and activated forward Marlon Maxey from the injured list.

### 1993

**JAN. 2** Placed guard Lance Blanks (cartilage damage in right knee) on the injured list and activated guard/forward Gundars Vetra from the injured list.

**JAN. 11** Relieved head coach Jimmy Rodgers of his duties and named Sidney Lowe interim head coach.

**JAN. 30** Placed guard/forward Gundars Vetra (cartilage damage in right knee) on the injured list and activated guard Lance Blanks from the injured list.

**MAR. 15** Placed forward Thurl Bailey (dislocated toe) on the injured list and activated guard/forward Gundars Vetra from the injured list.

**MAR. 24** Promoted Sidney Lowe from interim head coach to head coach.

Placed center Luc Longley (sprained right foot) on the injured list and activated forward Thurl Bailey from the injured list.

**JUNE 21** Named Kevin McHale broadcast television analyst and special assistant coach. Named Bob Weinbauer assistant coach.

**JUNE 30** Acquired forward/center Mike Brown from the Utah Jazz for center Felton Spencer. Selected UNLV guard/forward Isaiah (J.R.) Rider with the fifth pick in the first round of the 1993 NBA Draft. The Wolves also selected Virginia Commonwealth forward Sherron Mills (second round, 29th overall).

**JULY 7** Renounced the rights to forwards Brad Sellers and Bob McCann and waived guard Lance Blanks.

**AUG. 2** Signed free agent guard/forward Brian Davis to a multi-year contract.

**AUG. 20** Acquired the rights to forward Conrad McRae from the Washington Bullets for forward Tim Burroughs.

**AUG. 30** Signed free agent guards Jo Jo English and Stanley Jackson and forward Tellis Frank.

**OCT. 27** Signed first-round draft pick guard/forward Isaiah Rider to a seven-year contract.

**NOV. 4** Traded guard Jo Jo English to the Chicago Bulls for future considerations. Placed guard Stanley Jackson (sprained left wrist) on the injured list.

**DEC. 1** Placed forward Marlon Maxey (bruised right hand) on the injured list and activated guard Stanley Jackson from the injured list.

**DEC. 10** Placed guard/forward Doug West (rib separation) on the injured list and activated forward Marlon Maxey from the injured list.

**DEC. 20** Placed guard Stanley Jackson (sprained left wrist) on the injured list and activated guard/forward Doug West from the injured list.

### 1994

**FEB. 18** Placed guard Micheal Williams (sprained right wrist) on the injured list.

**FEB. 21** Signed guard Corey Williams to a 10-day contract.

**FEB. 23** Acquired center Stacey King from the Chicago Bulls for center Luc Longley.

**FEB. 28** Waived guard Corey Williams and activated guard Micheal Williams from the injured list.

**MAR. 2** Placed guard Micheal Williams (sprained right wrist) on the injured list and activated guard Stanley Jackson from the injured list.





## WOLVES TRANSACTIONS

**MAR. 10** Placed guard Stanley Jackson (sprained left wrist) on the injured list and activated guard Micheal Williams from the injured list.

**APR. 6** Placed forward/center Stacey King (chronical fracture, right knee) on the injured list and activated guard Stanley Jackson from the injured list.

**APR. 13** Placed forward Tellis Frank (strained arch, left foot) on the injured list and signed and activated forward/center Andres Guibert.

**APR. 29** Announced assistant coach Bob Weinbauer accepted the position of vice president of basketball operations with the Houston Rockets.

**JUNE 29** Selected Connecticut forward Donyell Marshall with the fourth pick in the first round of the 1994 NBA Draft. The Wolves also selected Boston College guard Howard Easley (second round, 30th overall). Acquired the rights to center Zeljko Rebraca from the Seattle SuperSonics for a 1996 second-round draft pick.

**JULY 1** Exercised the option on forward Chuck Person's contract, making him an unrestricted free agent.

**AUG. 17** Relieved head coach Sidney Lowe, assistant to the general manager/assistant coach Jim Brewer and assistant coach Chuck Davisson of their duties.

**AUG. 18** Named Kevin McHale assistant general manager and Chris Palmer trainer. Promoted Rob Babcock to director of player personnel and Stan Novak to director of scouting.

**AUG. 29** Named Bill Blair head coach.

**SEPT. 6** Named Mike Schuler assistant coach.

**SEPT. 9** Named Randy Wittman assistant coach.

**SEPT. 19** Signed free agent forward Andres Guibert and free agent guard Askia Jones.

**SEPT. 26** Signed first-round draft pick forward Donyell Marshall to a nine-year contract.

**SEPT. 28** Named Greg Ballard assistant coach.

**SEPT. 29** Signed free agent center Charles Shackleford.

**OCT. 3** Signed free agent guard Dave Jamerson and free agent forward Pat Durham.

**OCT. 5** Signed second-round draft pick guard Howard Easley to a one-year contract.

**NOV. 1** Acquired center Sean Rooks from the Dallas Mavericks for a conditional 1996, 1997 or 1998 first-round draft pick. Waived guard Dave Jamerson and forward Pat Durham.

**NOV. 2** Waived forward Marlon Maxey.

**NOV. 3** Placed center Melvin Robinson (tendinitis, left ankle) and center Charles Shackleford (strained lower back) on the injured list.

**NOV. 11** Placed guard Micheal Williams (torn plantar fascia, left heel) on the injured list and signed free agent guard Winston Garland.

**NOV. 24** Waived guard Askia Jones and signed free agent forward Pat Durham.

**DEC. 16** Placed center Stacey King (sprained left ankle) on the injured list and signed free agent forward Greg Foster.

**DEC. 30** Placed forward Andres Guibert (strained lower back) on the injured list and activated center Stacey King from the injured list.

### 1995

**JAN. 11** Placed center Stacey King (sprained left ankle) on the injured list and activated center Charles Shackleford from the injured list.

**FEB. 1** Placed guard Chris Smith (Achilles' tendinitis, right foot) on the injured list and activated center Stacey King from the injured list.

**FEB. 13** Waived guard Howard Easley and signed free agent guard Darrick Martin to a 10-day contract.

**FEB. 14** Placed center Stacey King (sprained left ankle) on the injured list and activated guard Chris Smith.

**FEB. 18** Acquired forward Tom Gugliotta from the Golden State Warriors for forward Donyell Marshall.

**FEB. 25** Signed guard Darrick Martin to a second 10-day ontract.

**FEB. 26** Placed center Charles Shackleford (strained lower back) on the injured list and activated center Stacey King from the injured list.

**FEB. 27** Waived center Charles Shackleford.

**FEB. 28** Announced the retirement of general manager Jack McCloskey, effective at the conclusion of the 1995 NBA Draft.

**MAR. 3** Placed forward Pat Durham (sprained right ankle) on the injured list and activated forward Andres Guibert from the injured list.

**MAR. 7** Signed guard Darrick Martin to a contract for the remainder of the season.

**MAR. 12** Placed forward Andres Guibert (strained lower back) on the injured list and activated forward Pat Durham from the injured list.

**MAY 11** Promoted Kevin McHale to vice president of basketball operations. Named Phil "Flip" Saunders general manager and Jerry Sichting director of scouting and player development.

**JUNE 24** Forward Andres Guibert is taken with the fifth overall pick by the Toronto Raptors in the 1995 Expansion Draft.

**JUNE 28** Selected Farragut Academy H.S. (Chicago) forward Kevin Garnett with the fifth pick in the first round of the 1995 NBA Draft. The Wolves also selected Texas Tech guard Mark Davis (second round, 48th overall) and Pennsylvania guard Jerome Allen (second round, 49th overall).

**SEPT. 29** Signed free agent forward Sam Mitchell to a multi-year contract.

**OCT. 2** Signed first-round draft pick forward Kevin Garnett to a three-year contract.

**OCT. 5** Signed guard/forward Doug West to a contract extension.

**OCT. 6** Signed second-round draft picks guard/forward Mark Davis and guard Jerome Allen, and free agents guard Darrick Martin and forward Marques Bragg.

**OCT. 10** Signed center Sean Rooks to a one-year contract.

**OCT. 14** Signed free agent center Eric Riley.

**OCT. 16** Signed forward Tom Gugliotta and free agent guard Terry Porter to multi-year contracts.

**NOV. 1** Waived guard Darrick Martin.

**NOV. 2** Placed center Eric Riley (supra patella bursitis, right knee) on the injured list.

**NOV. 14** Placed center Christian Laettner (sprained left ankle) on the injured list and activated center Eric Riley from the injured list.

**NOV. 25** Placed center Eric Riley (quadriceps tendinitis, right knee) on the injured list and activated center Christian Laettner from the injured list.

**DEC. 5** Placed guard Micheal Williams (plantar fascia strain, left heel) on the injured list. Signed guard Charles Smith.

**DEC. 18** Relieved head coach Bill Blair of his duties. Named general manager Flip Saunders head coach, and director of scouting and player development Jerry Sichting assistant coach.

### 1996

**JAN. 4** Waived guard Charles Smith.

**JAN. 12** Acquired guard Darrick Martin from the Vancouver Grizzlies for a 1996 second-round draft pick.

**FEB. 22** Acquired center Andrew Lang and guard Anthony "Spud" Webb from the Atlanta Hawks for center Christian Laettner and center Sean Rooks.

**FEB. 23** Placed guard Jerome Allen (bursitis, right knee) on the injured list and activated center Eric Riley from the injured list.

**MAR. 6** Placed forward Sam Mitchell (sprained right ankle) on the injured list.

**MAR. 13** Activated forward Sam Mitchell from the injured list.

**MAR. 20** Placed center Andrew Lang (slight tear, left calf muscle) on the injured list.

**MAR. 22** Placed guard/forward Doug West (plantar fascia, right foot) on the injured list and activated guard Jerome Allen from the injured list.

**APR. 2** Placed guard Darrick Martin (tendinitis, right shoulder) on the injured list and activated center Andrew Lang and guard/forward Doug West from the injured list.

**JUNE 26** Selected Connecticut guard Ray Allen with the fifth pick in the first round of the 1996 NBA Draft. Acquired guard Stephon Marbury (the fourth pick in the first round of the 1996 NBA Draft) from the Milwaukee Bucks for Ray Allen and a future first-round draft pick.

**JUNE 29** Acquired center Cherokee Parks from the Dallas Mavericks for restructuring the conditions of the first-round pick owed to Dallas from the Nov. 1, 1994 Sean Rooks trade. Dallas received Minnesota's first-round pick in 1997.

**JULY 11** Reacquired the future first-round pick sent to Milwaukee in the June 26, 1996 Stephon Marbury trade for center Andrew Lang.

**JULY 18** Signed guard Stephon Marbury to a three-year contract.

**JULY 19** Signed free agent guard Chris Carr to a multi-year contract.

**JULY 23** Acquired guard James Robinson, forward Bill Curley and a first-round draft pick in 1997 or 1998 from the Portland Trail Blazers for guard/forward Isaiah Rider.

**SEPT. 6** Signed center Stojko Vrankovic to a multi-year contract.

**SEPT. 18** Signed free agent guard Shane Heal, forward Dean Garrett and forward Virginus Praskevicius.

**OCT. 31** Placed guard Micheal Williams (plantar fascia strain, left heel), forward Bill Curley (right ankle surgery) and forward Virginus Praskevicius (strained left ankle) on the injured list.

### 1997

**FEB. 17** Waived forward Virginus Praskevicius.

**MAR. 18** Placed guard Chris Carr (bursitis, left ankle) on the injured list.

**MAR. 19** Signed free agent guard Reggie Jordan to a 10-day contract.

**MAR. 29** Signed guard Reggie Jordan to a second 10-day contract.

**APR. 8** Signed guard Reggie Jordan to a contract for the remainder of the season.

**APR. 21** Activated guard Chris Carr from the injured list and placed him on the playoff roster. Removed guard Reggie Jordan from the playoff roster.

**JUNE 23** Received the 20th pick in the first round of the 1997 NBA Draft from the Portland Trail Blazers to complete the July 23, 1996 Isaiah Rider trade.

**JUNE 25** Selected Wisconsin center Paul Grant with the 20th pick in the first round of the 1997 NBA Draft. The Wolves also selected West Virginia forward Gordan Malone (second round, 44th overall).

**JULY 10** Acquired center Stanley Roberts from the Los Angeles Clippers for center Stojko Vrankovic.

**JULY 15** Named Ed Prohovsky special assistant to the vice president of basketball operations.

**JULY 15** Signed general manager/head coach Flip Saunders to a five-year contract extension.

**SEPT. 12** Signed first-round draft pick center Paul Grant to a three-year contract.

**OCT. 1** Signed forward Kevin Garnett to a multi-year contract extension.

**OCT. 10** Signed free agent center Clifford Rozier.

**OCT. 23** Signed free agent guard Reggie Jordan.

**OCT. 30** Signed free agent guard DeJuan Wheat.

**NOV. 25** Waived guard Shane Heal. Placed forward Bill Curley (right thigh stress reaction), center Paul Grant (sprained right foot), and guard Micheal Williams (sore right hamstring) on the injured list.

**NOV. 25** Waived center Clifford Rozier and signed free agent forward Tom Hammonds.

**DEC. 22** Placed guard DeJuan Wheat (bursitis of the right knee) on the injured list and activated guard Micheal Williams from the injured list.

### 1998

**JAN. 30** Placed guard Chris Carr (sprained left ankle) on the injured list and activated guard DeJuan Wheat from the injured list.

**FEB. 18** Acquired guard Anthony Peeler from the Vancouver Grizzlies for guard Doug West.

**FEB. 4** Placed forward Tom Gugliotta (sore right ankle) on the injured list and activated guard Chris Carr from the injured list.

**MAR. 16** Placed guard Chris Carr (sprained left ankle) on the injured list and activated forward Bill Curley from the injured list.

**JUNE 25** Selected Virtus Kinder Bologna (Italy) center Rasho Nesterovic with the 17th pick in the first round of the 1998 NBA Draft. The Wolves also selected Indiana forward Andrae Patterson (second round, 46th overall).



## WOLVES TRANSACTIONS

### 1999

**JAN. 21** Acquired guard Bobby Jackson and center Dean Garrett from the Denver Nuggets in a three-team trade that also included the Toronto Raptors. Sent guard Micheal Williams, the rights to center Zeljko Rebraca, and a future first-round draft pick to the Raptors. Re-signed free-agent forward Sam Mitchell.

**JAN. 22** Signed free agent guard/forward Malik Sealy and free agent guard Troy Hudson, and re-signed free agent guard Reggie Jordan.

**JAN. 23** Signed free agent forward Joe Smith and re-signed free agent forward Tom Hammonds.

**JAN. 30** Signed free agent center Trevor Winter.

**FEB. 3** Waived guard Troy Hudson.

**FEB. 4** Placed center Trevor Winter (left knee tendinitis) on the injured list.

**FEB. 19** Placed center Paul Grant (right knee tendinitis) and guard Reggie Jordan (lower back spasms) on the injured list.

**MAR. 11** Acquired guard Terrell Brandon from the Milwaukee Bucks and forward Brian Evans and future considerations from the New Jersey Nets in a three-team trade. Sent guard Stephon Marbury, guard Chris Carr and forward Bill Curley to the Nets, and center Paul Grant to the Bucks. Activated guard Reggie Jordan from the injured list.

**MAR. 12** Placed guard/forward Malik Sealy (left ankle injury) on the injured list.

**MAR. 16** Placed guard Anthony Peeler (strained left calf) on the injured list and activated center Trevor Winter from the injured list.

**MAR. 17** Signed forward Bill Curley for the remainder of the season, after he was waived by New Jersey on March 13. Signed free agent guard/forward Dennis Scott to a 10-day contract. Placed center Trevor Winter (sore lower back) on the injured list.

**MAR. 26** Signed free agent guard James Robinson to a 10-day contract. Waived forward Brian Evans.

**MAR. 27** Signed guard/forward Dennis Scott for the remainder of the season.

**APR. 7** Placed guard Terrell Brandon (right thigh contusion) on the injured list. Activated guard/forward Malik Sealy from the injured list. Signed guard James Robinson to a second 10-day contract.

**APR. 17** Signed guard James Robinson for the remainder of the season.

**APR. 21** Placed guard/forward Malik Sealy (sprained left ankle) and guard Reggie Jordan (sprained right ankle) on the injured list. Activated guards Terrell Brandon and Anthony Peeler from the injured list.

**MAY 1** Placed guard/forward Dennis Scott (right knee tendinitis) on the injured list. Activated guard/forward Malik Sealy from the injured list.

**MAY 4** Placed forward Bill Curley (sprained right wrist) on the injured list. Waived center Trevor Winter. Signed center Rasho Nesterovic to a multi-year contract and placed him on the active roster.

**JUNE 30** Selected Miami of Ohio forward Wally Szczerbiak with the sixth pick and Duke guard William Avery with the 14th pick in the first round of the 1999 NBA Draft. The Wolves also selected Michigan guard Louis Bullock (second round, 42nd overall). Traded the rights to Louis Bullock to the Orlando Magic for cash considerations.

**JULY 7** Announced assistant coach Randy Wittman accepted the position of head coach with the Cleveland Cavaliers.

**JULY 29** Signed general manager/head coach Flip Saunders to a multi-year contract extension.

**AUG. 2** Signed first-round draft pick forward Wally Szczerbiak to a multi-year contract.

**AUG. 5** Named Sidney Lowe assistant coach.

**AUG. 17** Re-signed free agent forwards Joe Smith and Tom Hammonds.

**AUG. 19** Signed first-round draft pick guard William Avery to a multi-year contract.

**AUG. 24** Re-signed free agent guard Terrell Brandon.

**AUG. 26** Re-signed free agent forward Andrae Patterson.

**DEC. 3** Waived forward Lou Roe and center Danny Schayes.

**DEC. 17** Placed center Dean Garrett (synovitis, left knee) on the injured list. Activated forward Andrae Patterson.

**DEC. 30** Placed forward Wally Szczerbiak (inflammation, right knee) and guard Bobby Jackson (bruised and strained right knee) on the injured list.

### 2000

**JAN. 2** Signed free agent center Eric Riley to a 10-day contract.

**JAN. 6** Activated center Dean Garrett.

**JAN. 7** Activated guard Bobby Jackson. Placed forward Andrae Patterson (further rehabilitation on surgically-repaired right knee) on the injured list. Re-signed center Eric Riley to a second 10-day contract.

**JAN. 11** Waived center Eric Riley. Activated forward Wally Szczerbiak from the injured list.

**MAY 31** Announced assistant coach Sidney Lowe accepted the position of head coach with the Vancouver Grizzlies.

**JUNE 28** Selected guard Igor Rakocevic (second round, 51st overall) from Belgrade, Yugoslavia, in the 2000 NBA Draft.

**JULY 11** Named Jimmy Williams and Don Zierden assistant coaches and Brent Haskins video coordinator.

**AUG. 8** Re-signed forward Joe Smith to a one-year contract and signed free agent forward Chauncey Billups to a multi-year contract.

**OCT. 3** Signed free agent guards Corey Beck, Todd Day, and Steve Hart, free agent forwards Damian Owens and Reggie Slater, and free agent center John Coker.

**OCT. 4** Signed free agent forward LaPhonso Ellis to a one-year contract.

**OCT. 7** Signed free agent center Sharon Wright to a one-year contract.

**OCT. 8** Waived center John Coker.

**OCT. 13** Waived guard Steve Hart and forward Damian Owens.

**OCT. 17** Signed free agent guard Sam Jacobson to a one-year contract. Exercised the 2001-02 option on the contract of center Rasho Nesterovic.

**OCT. 25** Contract of Joe Smith voided by the NBA.

**OCT. 26** Waived guard Corey Beck.

**OCT. 28** Waived center Sharon Wright.

**OCT. 30** Placed guard Todd Day (hyperextended left knee), forward Tom Hammonds (sore ankles) and forward Andrae Patterson (sore right knee) on the injured list.

**NOV. 17** Placed guard Sam Jacobson (patella tendinitis, left knee) on the injured list and activated guard Todd Day from the injured list.

**DEC. 1** Placed forward Reggie Slater (patella tendinitis, right knee) on the injured list and activated forward Tom Hammonds from the injured list.

**DEC. 15** Placed guard Todd Day (hyperextended left knee) on the injured list and activated guard Sam Jacobson from the injured list.

**DEC. 19** Placed forward Tom Hammonds (bilateral synovitis, ankles) on the injured list and activated forward Reggie Slater from the injured list.

### 2001

**JAN. 7** Placed guard Sam Jacobson (patella tendinitis, right knee) on the injured list and activated guard Todd Day from the injured list.

**FEB. 27** Waived guard Todd Day.

**FEB. 28** Signed free agent guard Felipe Lopez for the remainder of the season.

**MAR. 25** Placed guard Anthony Peeler (sprained left ankle) on the injured list and activated guard Sam Jacobson from the injured list.

**APR. 6** Placed guard Sam Jacobson (patella tendinitis, right knee) on the injured list and activated guard Anthony Peeler from the injured list.

**APR. 18** Placed forward Kevin Garnett (left calf contusion) on the injured list and activated forward Tom Hammonds from the injured list.

**JUNE 20** Signed head coach Flip Saunders to a multi-year contract extension.

**JUNE 27** Selected Arizona center Loren Woods (second round, 46th overall) in the 2001 NBA Draft.

**JULY 23** Signed rookie free agent guard Maurice Evans to a multi-year contract.

**JULY 27** Signed second-round draft pick center Loren Woods to a one-year contract.

**JULY 30** Signed free agent forward Joe Smith to a multi-year contract.

**AUG. 2** Re-signed free agent guard Felipe Lopez to a one-year contract.

**AUG. 7** Re-signed free agent forward Sam Mitchell to a one-year contract.

**AUG. 31** Named Randy Wittman assistant coach.

**SEPT. 30** Signed free agent guard Steve Hart and free agent forward Bill Curley.

**OCT. 2** Signed free agent forward Gary Trent to a one-year contract.

**OCT. 4** Exercised the 2002-03 option on the contract of forward Wally Szczerbiak.

**OCT. 9** Waived guard Steve Hart.

**OCT. 25** Waived forward Bill Curley.

**OCT. 25** Placed guard William Avery (patellar tendinitis, right knee), guard Maurice Evans (posterior tibialis tendinitis, left knee) and forward Tom Hammonds (bilateral synovitis, ankles) on the injured list.

**NOV. 19** Announced the retirement of forward Tom Hammonds.

**DEC. 12** Placed guard Felipe Lopez (bruised left hip) on the injured list and activated guard William Avery from the injured list.

**DEC. 18** Placed guard Terrell Brandon (synovitis, left knee) on the injured list and activated guard Maurice Evans from the injured list.

**DEC. 30** Placed guard Maurice Evans (posterior tibialis tendinitis, left knee) on the injured list and activated guard Felipe Lopez from the injured list.

### 2002

**JAN. 12** Placed forward Gary Trent (sprained left ankle) on the injured list and activated guard Maurice Evans from the injured list.

**JAN. 19** Placed guard William Avery (patellar tendinitis, right knee) on the injured list and activated guard Terrell Brandon from the injured list.

**FEB. 1** Placed guard Maurice Evans (posterior tibialis tendinitis, left knee) on the injured list and activated forward Gary Trent from the injured list.

**FEB. 13** Placed guard Terrell Brandon (cartilage fracture, left femur) on the injured list and activated guard William Avery from the injured list.

**FEB. 21** Acquired center Marc Jackson from the Golden State Warriors in exchange for center Dean Garrett and Minnesota's second-round pick in the 2007 NBA Draft.

**MAR. 18** Signed free agent guard Robert Pack to a 10-day contract. Placed guard William Avery (patellar tendinitis, right knee) on the injured list.

**MAR. 28** Signed guard Robert Pack for the remainder of the season.

**JUNE 26** Selected Michigan State guard Marcus Taylor (second round, 52nd overall) in the 2002 NBA Draft.

**AUG. 20** Announced the retirement of forward Sam Mitchell.

**AUG. 26** Signed free agent guard Troy Hudson to a multi-year contract.

**SEPT. 10** Signed 2000 second-round draft pick guard Igor Rakocevic to a multi-year contract. Re-signed free agent center Rasho Nesterovic to a one-year contract.

**SEPT. 24** Promoted Rob Babcock from director of player personnel to vice president of player personnel.

**SEPT. 25** Re-signed free agent forward Gary Trent to a one-year contract. Signed free agent forward/guard Kendall Gill to a one-year contract.

**OCT. 1** Re-signed free agent center Loren Woods to a one-year contract. Signed second-round draft pick guard Marcus Taylor to a contract. Signed free agent guard Randy Livingston and free agent forward Reggie Slater.

**OCT. 24** Waived guards Maurice Evans and Marcus Taylor.

**OCT. 27** Signed free agent guard Rod Strickland to a one-year contract.

**OCT. 28** Placed forward Joe Smith (strained left groin) and guards Terrell Brandon (cartilage fracture, left femur) and Felipe Lopez (torn anterior cruciate and medial collateral ligaments, left knee) on the injured list. Waived guard Randy Livingston.

**OCT. 28** Signed guard Wally Szczerbiak to a six-year contract extension.

**NOV. 19** Placed guard Wally Szczerbiak (dislocated fifth metatarsal, left foot) on the injured list and activated forward Joe Smith from the injured list.

**NOV. 19** Suspended center Loren Woods indefinitely for conduct detrimental to the team.

### 2003

**JAN. 6** Waived forward Reggie Slater and activated guard Wally Szczerbiak.

**JAN. 8** Reinstated center Loren Woods.

**FEB. 2** Placed guard Rod Strickland (strained left groin) on the injured list. Signed free agent guard Mike Wilks to a 10-day contract.

**FEB. 22** Signed guard Mike Wilks for the remainder of the season.

**MAR. 18** Placed guard Igor Rakocevic (synovitis, right ankle) on the injured list and activated guard Rod Strickland from the injured list.



## WOLVES TRANSACTIONS

**MAY 6** Waived guard Igor Rakocevic.  
**JUNE 26** Selected Westbury Christian H.S. (Houston) forward Ndudi Ebi with the 26th pick in the first round of the 2003 NBA Draft. The Wolves also selected Minnesota forward Rick Rickert (second round, 55th overall).  
**JUNE 27** Acquired guard Sam Cassell and center Ervin Johnson from the Milwaukee Bucks for forward Joe Smith and guard Anthony Peeler. Made qualifying offer to guard Mike Wilks.  
**JUNE 30** Signed 2003 first-round draft pick Ndudi Ebi to a multi-year contract.  
**JULY 5** Signed free agent center Michael Olowokandi to a multi-year contract.  
**JULY 16** Acquired guard/forward Latrell Sprewell from the New York Knicks in a four-team trade. Sent guard Terrell Brandon to the Atlanta Hawks and center Marc Jackson to the Philadelphia 76ers.  
**JULY 23** Signed free agent guard Fred Hoiberg and free-agent center Mark Madsen to contracts.  
**JULY 28** Named Sidney Lowe assistant coach.  
**AUG. 13** Signed free agent guard Kirk Penney to a contract.  
**AUG. 22** Rescinded qualifying offer to guard Mike Wilks.  
**SEPT. 2** Made qualifying offer to forward Rick Rickert.  
**SEPT. 3** Agreed to terms with free agent center Jason Collier, free agent forward/center Brandon Kurtz, free agent forward Quincy Lewis and free agent guard Keith McLeod.  
**SEPT. 26** Re-signed free agent forward Gary Trent to a one-year contract.  
**SEPT. 30** Signed forward Kevin Garnett to a multi-year contract extension.  
**OCT. 1** Signed free agent forward Reggie Slater to a contract.  
**OCT. 7** Waived forward/center Brandon Kurtz and guard Keith McLeod.  
**OCT. 21** Waived center Jason Collier, guard Kirk Penney, and forward Reggie Slater.  
**OCT. 23** Re-signed guard Keith McLeod to a one-year contract.  
**OCT. 25** Placed guard Troy Hudson (sprained right ankle) on the injured list.  
**OCT. 27** Placed forward Wally Szczerbiak (strained plantar fascia, left foot) on the injured list. Signed free agent guard Trenton Hassell to a one-year contract.  
**OCT. 29** Placed center Michael Olowokandi (right knee surgery) on the injured list. Signed free agent center Oliver Miller to a one-year contract.  
**DEC. 13** Waived forward Quincy Lewis. Activated guard Troy Hudson from the injured list.  
**DEC. 20**

### 2004

**JAN. 7** Waived guard Keith McLeod. Signed free agent guard Anthony Goldwire to a 10-day contract.  
**JAN. 17** Signed guard Anthony Goldwire to a second 10-day contract.  
**JAN. 26** Waived guard Anthony Goldwire.  
**JAN. 30** Signed free agent guard Darrick Martin to a 10-day contract.  
**FEB. 10** Signed guard Darrick Martin to a second 10-day contract.  
**FEB. 19** Placed forward Ndudi Ebi (patellar tendinitis, right knee) on the injured list and activated guard Wally Szczerbiak from the injured list.  
**FEB. 20** Activated center Michael Olowokandi from the injured list.  
**MAR. 31** Placed guard Troy Hudson (sprained left ankle) on the injured list and signed guard Darrick Martin for the remainder of the season.  
**JUNE 24** Selected Gonzaga guard Blake Stepp (second round, 58th overall) in the 2004 NBA Draft.  
**JULY 9** Named Jim Stack general manager.  
**JULY 23** Re-signed free agent guard Fred Hoiberg to a multi-year contract.  
**AUG. 4** Matched Portland Trail Blazers contract offer to free agent guard/forward Trenton Hassell.  
**AUG. 9** Re-signed free agent guard Troy Hudson to a multi-year contract.  
**OCT. 4** Signed free agent guards Anthony Carter and Anthony Goldwire and free agent forwards Jackie Butler, Kasib Powell and John Thomas to contracts.  
**OCT. 4** Signed 2003 second-round draft pick Rick Rickert and 2004 second-round draft pick Blake Stepp to contracts.  
**OCT. 5** Signed free agent forward Eddie Griffin to a contract.  
**OCT. 25** Waived guard Blake Stepp and forwards Jackie Butler and Rick Rickert.  
**OCT. 28** Waived guard Anthony Carter and forward Kasib Powell.

**NOV. 1** Waived forward John Thomas and placed forward Ndudi Ebi (patellar tendinitis, left knee) on the injured list.  
**NOV. 25** Suspended center Michael Olowokandi.  
**NOV. 27** Reinstated center Michael Olowokandi.

### 2005

**JAN. 10** Placed forward Mark Madsen (fractured left thumb) on the injured list and signed free agent forward John Thomas to a 10-day contract.  
**JAN. 15** NBA Suspended center Michael Olowokandi for four games after an incident in the Jan. 14 game at Denver.  
**JAN. 20** Signed John Thomas to a second 10-day contract.  
**JAN. 29** Signed John Thomas for the remainder of the season.  
**FEB. 12** Relieved head coach Flip Saunders of his duties and named Kevin McHale interim head coach.  
**FEB. 25** Placed forward Eddie Griffin (fractured second metacarpal, left hand) on the injured list and activated forward Mark Madsen from the injured list.  
**MAR. 14** Placed center Ervin Johnson (patellar tendinitis, right knee) on the injured list and activated forward Eddie Griffin from the injured list.  
**MAR. 25** Placed forward Mark Madsen (ruptured ligament, right wrist) on the injured list and activated center Ervin Johnson from the injured list.  
**APR. 18** Placed guard Troy Hudson (sore right groin) on the injured list and activated forward Ndudi Ebi from the injured list.  
**JUNE 17** Named Dwane Casey head coach.  
**JUNE 28** Selected North Carolina guard Rashad McCants (first round, 14th overall) and Indiana guard Bracey Wright (second round, 47th overall) in the 2005 NBA Draft.  
**JULY 1** Signed general manager Jim Stack to a contract extension.  
**JULY 8** Signed 2005 first-round draft pick Rashad McCants to a multi-year contract.  
**JULY 23** Named Johnny Davis assistant coach.  
**AUG. 9** Re-signed free agent forward Mark Madsen to a multi-year contract and signed free agent forward Nikoloz Tskitishvili to a contract.  
**AUG. 12** Acquired guards Lionel Chalmers and Marko Jaric from the Los Angeles Clippers for guard Sam Cassell and a 2006 conditional NBA first-round draft pick.  
**AUG. 15** Waived guard Fred Hoiberg.  
**AUG. 18** Signed Seattle SuperSonics restricted free agent guard/forward Damien Wilkins to an offer sheet.  
**AUG. 22** Re-signed free agent forward Eddie Griffin to a multi-year contract.  
**AUG. 24** Seattle SuperSonics matched Timberwolves contract offer to restricted free agent guard/forward Damien Wilkins.  
**AUG. 26** Signed free agent forward/center Dwayne Jones.  
**SEPT. 9** Re-signed free agent guard Anthony Carter.  
**SEPT. 12** Signed 2005 second-round draft pick Bracey Wright to a contract.  
**SEPT. 15** Named Bob Thornton, Rex Kalamian, Vince Taylor and Aleksandar Dzikić assistant coaches. Promoted Brent Haskins to assistant coach/NBA advance scout.  
**SEPT. 26** Signed free agent guard Richie Frahm.  
**OCT. 3** Signed forward Ryan Humphrey and guards John Lucas and Marlon Parmer.  
**OCT. 13** Waived guard Marlon Parmer.  
**OCT. 19** Promoted Zarko Durisic to director of player personnel. Named Pete Philo international scout.  
**OCT. 27** Waived guard Lionel Chalmers, forward Ryan Humphrey and guard John Lucas.  
**OCT. 31** Acquired forward Ronald Dupree from Detroit for a future second-round draft choice. Waived forward Ndudi Ebi.  
**NOV. 3** Assigned center Dwayne Jones and guard Bracey Wright to the Florida Flame (D-League).  
**DEC. 28** Recalled center Dwayne Jones from Florida (D-League).

### 2006

**JAN. 3** Re-assigned center Dwayne Jones to the Florida Flame (D-League).  
**JAN. 10** Recalled guard Bracey Wright from Florida (D-League).

**JAN. 26** Acquired a second-round selection in the 2006 NBA Draft from Phoenix in exchange for forward Nikoloz Tskitishvili. Also acquired guards Ricky Davis and Marcus Banks, center Mark Blount, forward Justin Reed and two conditional second-round draft picks (2006 and 2008) from Boston in exchange for forward Wally Szczerbiak, centers Michael Olowokandi and Dwayne Jones and a future first-round draft choice.  
**JAN. 31** Re-assigned guard Bracey Wright to Florida Flame (D-League).  
**MAR. 16** Waived guard Richie Frahm.  
**APR. 10** Recalled guard Bracey Wright from the Florida Flame (D-League).  
**APR. 17** Fred Hoiberg announced his retirement from the NBA.  
**MAY 22** Named Randy Wittman assistant coach.  
**JUNE 28** Selected Washington guard Brandon Roy (first round, 6th overall) then traded his rights to the Portland Trail Blazers for the draft rights to Randy Foye (first round, 7th overall) and cash considerations. Also selected Boston College forward Craig Smith (second round, 36th overall), Washington guard Bobby Jones (second round, 37th overall) and Greek center Loukas Mavrokefalidis (second round, 57th overall). Traded draft rights to Bobby Jones to the Philadelphia 76ers for a future second-round draft pick and cash considerations.  
**JUNE 28** Exercised contract option on guard Bracey Wright. Made qualifying offer to free agent forward Justin Reed.  
**JULY 5** Signed 2006 first-round draft pick Randy Foye to a multi-year contract.  
**JULY 13** Signed free agent guard Mike James to a multi-year contract.  
**AUG. 2** Re-signed free agent forward Justin Reed to a multi-year contract.  
**AUG. 31** Signed 2006 second-round draft pick Craig Smith to a multi-year contract.  
**SEPT. 14** Named Fred Hoiberg and Rob Babcock assistant general managers. Named Bob Ociepka assistant coach and Dave Vitel strength and conditioning coach.  
**OCT. 2** Signed free agent guard Tyrone Ellis and free agent forwards Vin Baker and Paul Shirley.  
**OCT. 22** Waived guard Tyrone Ellis and forward Paul Shirley.  
**OCT. 24** Exercised the 2007-08 contract option on guard Rashad McCants.  
**NOV. 13** Waived forward Vin Baker.

### 2007

**JAN. 23** Relieved Dwane Casey of his head coaching duties; promoted assistant coach Randy Wittman to head coach for the remainder of the season.  
**MAR. 13** Waived forward Eddie Griffin.  
**MAY 23** Reached multi-year contract agreement with head coach Randy Wittman.  
**JUNE 8** Named Jerry Sichting assistant coach.  
**JUNE 14** Acquired forward Juwan Howard from Houston in exchange for guard Mike James and forward Justin Reed.  
**JUNE 19** Named John-Blair Bickerstaff assistant coach.  
**JUNE 28** Selected Florida forward Corey Brewer (first round, 7th overall) and Florida forward Chris Richard (second round, 41st overall) in the 2007 NBA Draft.  
**JULY 10** Signed 2007 first-round draft pick Corey Brewer to a multi-year contract.  
**JULY 31** Acquired forwards Al Jefferson, Ryan Gomes and Gerald Green, guard Sebastian Telfair, center Theo Ratliff and two first-round draft picks in exchange for forward Kevin Garnett.  
**AUG. 3** Request waivers on guard Troy Hudson after reaching a contractual buyout agreement.  
**SEPT. 21** Named Ed Pinckney assistant coach.  
**SEPT. 26** Signed free agent center John Edwards to a one-year contract.  
**SEPT. 28** Acquired guard Greg Buckner from Dallas in exchange for forward Trenton Hassell.  
**SEPT. 29** Signed rookie forward Chris Richard to a one-year contract.  
**OCT. 24** Acquired forwards Antoine Walker and Wayne Simien, center Michael Doleac, a future first-round draft pick and cash considerations from Miami in exchange for guard Ricky Davis and center Mark Blount.





## WOLVES TRANSACTIONS

**OCT. 25** Waived center John Edwards.  
**OCT. 29** Acquired guard Beno Udrih and cash considerations from San Antonio in exchange for a conditional second-round pick in the 2008 Draft. Waived guard Beno Udrih and forwards Juwan Howard and Wayne Simien.  
**OCT. 31** Exercised the 2008-09 contract options on guards Randy Foye and Rashad McCants. Signed forward Al Jefferson to a five-year contract extension.

### 2008

**JAN. 28** Assigned forward Chris Richard to the Sioux Falls Skyforce (D-League).  
**FEB. 18** Recalled forward Chris Richard from Sioux Falls (D-League).  
**FEB. 21** Acquired guard Kirk Snyder, a second-round draft pick in the 2010 NBA Draft and cash considerations from Houston in exchange for forward Gerald Green.  
**FEB. 29** Waived center Theo Ratliff.  
**JUNE 26** Selected USC guard O.J. Mayo (first round, 3rd overall) in the 2008 NBA Draft and subsequently traded his draft rights, along with guard Greg Buckner, guard Marko Jaric and forward Antoine Walker to the Memphis Grizzlies in exchange for the draft rights to forward/center Kevin Love (first round, 5th overall), forward Brian Cardinal, center Jason Collins and guard/forward Mike Miller. Also selected center Nikola Pekovic from Montenegro (second round, 31st overall) and Kansas guard Mario Chalmers (second round, 34th overall). Traded draft rights to Mario Chalmers to the Miami Heat for two future second-round draft picks and cash considerations.  
**JULY 9** Acquired forward Rodney Carney, center Calvin Booth, a future first-round draft pick and cash considerations from Philadelphia in exchange for a conditional second-round pick in the 2009 NBA Draft.  
**JULY 11** Signed 2008 first-round draft pick Kevin Love to a multi-year contract.  
**JULY 17** Re-signed restricted free-agent forward Craig Smith to a multi-year contract.  
**JULY 23** Re-signed free-agent guard Sebastian Telfair to a multi-year contract.  
**JULY 29** Re-signed restricted free-agent forward Ryan Gomes to a multi-year contract.  
**JULY 31** Named Dean Cooper assistant coach.  
**SEPT. 30** Re-signed center Chris Richard to a one-year contract. Signed free-agent guard Blake Ahearn and free-agent center Rafael Araujo.  
**OCT. 1** Signed free-agent guard Kevin Ollie.  
**OCT. 9** Signed free-agent center David Harrison.  
**OCT. 12** Waived center Rafael Araujo.  
**OCT. 23** Waived guard Blake Ahearn, center David Harrison and forward Chris Richard.  
**OCT. 29** Exercised the 2009-10 contract options on forward Corey Brewer and guard Randy Foye.  
**DEC. 8** Relieved Randy Wittman of his head coaching duties; reassigned Kevin McHale from vice president of basketball operations to head coach.

### 2009

**FEB. 19** Acquired guard Bobby Brown and forward Shelden Williams from Sacramento in exchange for center Calvin Booth and guard Rashad McCants.  
**MAY 22** Named David Kahn president of basketball operations.  
**JUNE 17** Relieved Kevin McHale of his head coaching duties.  
**JUNE 24** Acquired the No. 5 pick in the 2009 NBA Draft, forwards Olesiy Pechevov and Darius Songaila, and center Etan Thomas from Washington in exchange for guards Randy Foye and Mike Miller.  
**JUNE 25** Selected Spanish guard Ricky Rubio (first round, 5th overall), Syracuse guard Jonny Flynn (first round, sixth overall), North Carolina guards Ty Lawson (first round, 18th overall) and Wayne Ellington (first round, 28th overall), Florida guard Nick Calathes (second round, 45th overall) and Dutch forward Henk Norel (second round, 47th overall) in the 2009 NBA Draft. Traded the draft rights to Ty Lawson to Denver in exchange for a future first-round draft pick. Also traded the draft rights to Nick Calathes to Dallas in exchange for a future second-round draft pick.

**JUNE 30** Announced that guard Bobby Brown exercised the player option on his contract to remain with the team.  
**JULY 10** Signed 2009 first-round draft picks Jonny Flynn and Wayne Ellington to multi-year contracts.  
**JULY 20** Acquired guard/forward Quentin Richardson from the L.A. Clippers in exchange for forward Mark Madsen, forward Craig Smith and guard Sebastian Telfair.  
**JULY 27** Acquired guard Chuckie Atkins and guard/forward Damien Wilkins from Oklahoma City in exchange for center Etan Thomas and two future second-round draft picks.  
**AUG. 3** Signed Dallas Mavericks restricted free-agent center Ryan Hollins to an offer sheet.  
**AUG. 10** Named Kurt Rambis head coach. Signed restricted free-agent center Ryan Hollins to a multi-year contract.  
**AUG. 13** Acquired center Mark Blount from Miami in exchange for guard/forward Quentin Richardson.  
**SEPT. 3** Named Dave Wohl, Reggie Theus and Bill Laimbeer assistant coaches.  
**SEPT. 4** Signed Milwaukee Bucks restricted free-agent guard Ramon Sessions to an offer sheet.  
**SEPT. 9** Acquired guard Antonio Daniels and a future second-round draft pick from New Orleans in exchange for guard Bobby Brown and forward Darius Songaila.  
**SEPT. 11** Signed restricted free-agent guard Ramon Sessions to a multi-year contract.  
**SEPT. 17** Signed free-agent guard/forward Sasha Pavlovic.  
**SEPT. 17** Waived guard Chuckie Atkins.  
**SEPT. 26** Announced a restructuring of the basketball operations department. Named Fred Holberg vice president of basketball operations, Jerry Sichting director of pro player personnel, Rob Babcock director of scouting/administration, Zarko Durisic director of college and European player personnel and Amy Peterson director of team operations. Additionally, named Milton Barnes, Dean Cooper, Pete Philo, Derek Pierce, J.T. Prada and Jim Stack regional scouts.  
**SEPT. 28** Signed free-agents Alonzo Gee, Devin Green, Jason Hart, Jack McClinton, Jared Reiner and Mustafa Shakur.  
**OCT. 6** Waived guards Alonzo Gee and Jack McClint000ton.  
**OCT. 19** Waived guards Devin Green and Mustafa Shakur.  
**OCT. 20** Acquired forward Nathan Jawai from Dallas in return for a conditional 2nd-round choice in the 2012 NBA Draft.  
**OCT. 21** Waived center Jared Reiner.  
**OCT. 23** Waived guard Antonio Daniels.  
**NOV. 2** Exercised the 2010-11 contract options on forwards Corey Brewer and Kevin Love.  
**DEC. 29** Acquired forward Alando Tucker, a conditional 2nd-round choice in the 2010 NBA Draft and cash considerations from Phoenix in exchange for guard Jason Hart.

### 2010

**FEB. 17** Acquired center Darko Milicic and cash considerations from New York in exchange for forward Brian Cardinal.  
**FEB. 19** Assigned forward Nathan Jawai to Sioux Falls (D-League).  
**FEB. 21** Recalled forward Nathan Jawai from Sioux Falls (D-League).  
**MAR. 1** Waived center Mark Blount.  
**MAR. 22** Waived forward Alando Tucker.  
**MAR. 23** Signed free-agent forward Brian Cardinal.  
**APR. 13** Signed free-agent center Greg Stiemsma.  
**MAY 17** Named Tony Ronzone Assistant General Manager/Player Personnel.  
**JUNE 24** Selected Syracuse forward Wesley Johnson (first round, 4th overall), Nevada forward Luke Babbitt (first round, 16th overall), Clemson forward Trevor Booker (1st round, 23rd overall), Brazilian center Paulao Prestes (2nd round, 45th overall) and Rutgers center Hamady N'diaye (second round, 56th overall) in the 2010 NBA Draft. Subsequently acquired guard/forward Martell Webster from Portland in exchange for forward Ryan Gomes and the draft rights to Luke Babbitt. Also acquired the draft rights to Marquette forward Lazar Hayward (first round, 30th overall) and Serbian forward Nemanja Bjelica (2nd round, 35th overall) from the Washington Wizards in exchange for the draft rights to Trevor Booker and Hamady N'diaye.

**JULY 12** Acquired forward Michael Beasley from Miami in exchange for second-round picks in the 2011 and 2014 NBA Drafts and cash considerations. Signed 2010 first-round draft picks Wesley Johnson and Lazar Hayward to multi-year contracts. Signed free-agent center Darko Milicic to a multi-year contract.  
**JULY 13** Acquired two future first-round draft picks, one belonging to Utah and one belonging to Memphis, and center Kosta Koufos from the Utah Jazz in exchange for forward Al Jefferson.  
**JULY 21** Signed free-agent guard Luke Ridnour to a multi-year contract.  
**JULY 26** Acquired guards Sebastian Telfair and Delonte West from Cleveland in exchange for center Ryan Hollins, guard Ramon Sessions and a future second-round draft pick.  
**JULY 28** Signed 2008 second-round draft pick Nikola Pekovic to a multi-year contract.  
**AUG. 3** Waived guard Delonte West.  
**AUG. 9** Signed free-agent forward Anthony Tolliver.  
**AUG. 17** Waived center Greg Stiemsma.  
**SEPT. 24** Signed free-agents forward Maurice Ager, Jason Hart, DerMarr Johnson and John Thomas.  
**SEPT. 30** Waived forward DerMarr Johnson.  
**OCT. 20** Waived guard Jason Hart and center John Thomas.  
**NOV. 1** Exercised the 2011-12 contract options on forwards Michael Beasley and Kevin Love, center Kosta Koufos and guards Jonny Flynn and Wayne Ellington.  
**NOV. 11** Waived guard Maurice Ager.  
**NOV. 12** Signed free-agent guard Sundiata Gaines.

### 2011

**JAN. 4** Waived guard Sundiata Gaines.  
**FEB. 22** Acquired forward Anthony Randolph, center Eddy Curry, cash considerations and a future second-round pick in a three-team trade that sent guard Corey Brewer to New York and center Kosta Koufos to Denver.  
**MAR. 1** Waived center Eddy Curry.  
**JUNE 17** Signed 2009 first-round draft pick Ricky Rubio to a multi-year contract.  
**JUNE 24** Selected Arizona forward Derrick Williams (first round, 2nd overall) and Lithuanian forward Donatas Motiejunas (first round, 20th overall) in the 2011 NBA Draft.  
**JUNE 25** Acquired Brad Miller, the draft rights to Nikola Mirotic (first round, 23rd overall) and Chandler Parsons (second round, 38th overall pick), and a future first-round pick from the Houston Rockets in exchange for Jonny Flynn, the draft rights to Donatas Motiejunas and a future second-round pick.  
**JUNE 25** Acquired the draft rights to Norris Cole (first round, 28th overall) and Malcolm Lee (second round, 43rd overall), and cash considerations from the Chicago Bulls in exchange for the draft rights to Nikola Mirotic.  
**JUNE 25** Acquired the draft rights to Bojan Bogdanovic (second round, 31st overall), a future second-round pick and cash considerations from the Miami Heat in exchange for the draft rights to Norris Cole.  
**JUNE 25** Acquired a future second-round pick and cash considerations from the New Jersey Nets in exchange for the draft rights to Bojan Bogdanovic.  
**JUNE 25** Received cash considerations from the Houston Rockets in exchange for the draft rights to Chandler Parsons.  
**JUNE 27** Acquired the draft rights to Tanguy Ngombo (second round, 57th overall) from the Portland Trail Blazers in exchange for a future second-round pick.  
**JUNE 29** Exercised the 2012-13 contract options on guard Wayne Ellington and forwards Lazar Hayward and Wes Johnson.  
**JULY 12** Relieved Kurt Rambis of his head coaching duties.  
**SEP 28** Rick Adelman named head coach.  
**DEC 7** Announced the competition of Rick Adelman's coaching staff: Named Terry Porter, Jack Sikma, T.R. Dunn and Bill Bayno assistant coaches; David Adelman and Shawn Respert player development coaches; R.J. Adelman director of player personnel/game preparation; Pat Zipfel advance scout.



## WOLVES TRANSACTIONS

**DEC 9** Wolves sign Dominique Johnson, Will Conroy, Devean George and Shaun Pruitt to training camp contracts.  
**DEC 12** Signed No. 2 overall draft pick Derrick Williams  
**DEC 13** Traded forward Lazar Hayward to the Oklahoma City Thunder in exchange for a 2012 second-round pick, a conditional second round selection and guard Robert Vaden, who was immediately waived; Waived Dominique Johnson and Shaun Pruitt.  
**DEC 14** Signed free-agent guard Jose Juan Barea; Waived Will Conroy and Devean George.  
**DEC 15** Signed Malcolm Lee and Bonzi Wells.  
**DEC 23** Waived Bonzie Wells.

### 2012

**FEB 6** Assigned rookie guard Malcolm Lee to Sioux Falls of the NBA Developmental League.  
**FEB 14** Recalled rookie guard Malcolm Lee from the Sioux Falls Skyforce.  
**FEB 29** Re-assigned rookie guard Malcolm Lee to Sioux Falls of the NBA Developmental League.  
**MAR 9** Recalled rookie guard Malcolm Lee from the Sioux Falls Skyforce.  
**JUNE 26** Acquired guard/forward Chase Budinger and the draft rights to Lior Eliyahu from the Houston Rockets in exchange for the 18th overall pick in the 2012 NBA Draft.  
**JUNE 28** Selected Robbie Hummel (Purdue) with the 58th pick (2nd round) of the 2012 NBA Draft.  
**JUNE 30** Did not extend qualifying offers to Michael Beasley and Anthony Randolph, thus making both players free agents.  
**JULY 12** Waived center Darko Milicic, designating him as the team's amnesty player.  
**JULY 13** Waived guard Martell Webster.  
**JULY 13** Traded forward/center Brad Miller, along with two second round picks, to New Orleans in exchange for a conditional second round selection.  
**JULY 15** Signed restricted free-agent forward Nicolas Batum to an offer sheet.  
**JULY 18** Portland matched Minnesota's offer sheet it had extended to forward Nicolas Batum.  
**JULY 24** Traded guard Wayne Ellington to Memphis in exchange for forward Dante Cunningham.  
**JULY 25** Signed free-agent guard Alexey Shved.  
**JULY 27** Traded forward Wes Johnson, along with a future first-round pick, to Phoenix in a three-team trade that also involved the New Orleans Hornets. The Wolves acquired two second-round draft picks from New Orleans and a second round pick from Phoenix. Also in the trade, Phoenix sent center Robin Lopez and forward Hakim Warrick to New Orleans and the Hornets sent guard Jerome Dyson and forward/center Brad Miller to the Suns.  
**JULY 27** Signed free-agent forward Andrei Kirilenko.  
**JULY 31** Signed free-agent guard Brandon Roy.  
**AUG. 2** Signed free-agent center Greg Stiemsma.  
**SEPT. 28** Signed free-agents Will Conroy, Mike Harris, Phil Jones, Chris Johnson, Seth Tarver and Jermaine Taylor.  
**OCT. 13** Waived Phil Jones and Seth Tarver.  
**OCT. 19** Waived Jermaine Taylor.  
**OCT. 27** Waived Mike Harris and Chris Johnson.  
**OCT. 19** Picked up the third-year options on Ricky Rubio and Derrick Williams.  
**NOV. 16** Signed Josh Howard.  
**DEC. 20** Waived Josh Howard.  
**DEC. 31** Signed Lazar Hayward.

### 2013

**JAN. 6** Waived Lazar Hayward.  
**JAN. 8** Signed Lazar Hayward to a 10-day contract.  
**JAN. 19** Signed Chris Johnson and Mickael Gelabale to 10-day contracts.  
**JAN. 19** Re-signed Chris Johnson and Mickael Gelabale to 10-day contracts.  
**FEB. 8** Waived Lou Amundson and re-signed Chris Johnson and Mickael Gelabale for the remainder of the 2013-14 season.  
**MAY 2** Declined team option on David Kahn for 2013-14 season.  
**MAY 3** Named Phil "Flip" Saunders as President of Basketball Operations and a minority owner.

**MAY 10** Waived Brandon Roy.  
**JUNE 27** Selected Michigan guard Trey Burke (first round, 9th overall), Florida forward Anthony Roberson (first round, 26th overall), North Carolina State guard Lorenzo Brown (2nd round, 52nd overall) and Montenagrin forward Bojan Dubljevic (2nd round, 59th overall) of the 2013 NBA Draft. Subsequently acquired the draft rights to Shabazz Muhammad (14th overall) and Gorgui Dieng (21st overall) from the Utah Jazz in exchange for the draft rights to Trey Burke (9th overall). Traded the draft rights to Anthony Roberson (26th overall) along with Malcolm Lee to Golden State in exchange for a 2014 second-round pick and cash considerations.  
**JUNE 27** Extended a qualifying offer to Nikola Pekovic.  
**JUNE 28** Exercised the one-year team option on Dante Cunningham's contract for the 2013-14 season.  
**JULY 7** Waived Greg Stiemsma and Mickael Gelabale.  
**JULY 11** In a three-team trade, acquired Kevin Martin (sign-and-trade) and cash considerations from Oklahoma City, sending Luke Ridnour and a 2014 second-round pick to Milwaukee.  
**JULY 12** Re-signed free agent Chase Budinger.  
**JULY 12** Signed free agent Corey Brewer.  
**JULY 13** Signed Shabazz Muhammad and Gorgui Dieng.  
**JULY 18** Signed free agent Ronny Turiaf.  
**AUG 14** Reached an agreement in principle on a new contract with Nikola Pekovic.  
**JULY 13** Signed Shabazz Muhammad and Gorgui Dieng.  
**SEPT 26** Signed Lorenzo Brown, Robbie Hummel and Othys Jeffers.  
**OCT. 1** Signed free agent A.J. Price.  
**OCT. 25** Waived guards Lorenzo Brown and Othys Jeffers.  
**OCT. 26** Exercised fourth-year options on guard Ricky Rubio and forward Derrick Williams.  
**OCT. 26** Waived center Chris Johnson.

### 2014

**JAN. 5** Assigned forward Shabazz Muhammad to Iowa Energy of the NBA Development League.  
**JAN. 13** Recalled forward Shabazz Muhammad from Iowa (D-League).  
**APR. 3** Waived guard A.J. Price.  
**APR. 8** Signed guard Othys Jeffers.  
**APR. 21** Head coach Rick Adelman announces his retirement from coaching.  
**JUNE 6** Named Flip Saunders new head coach.  
**JUNE 13** Named Sid Lowe an assistant coach.  
**JUNE 17** Named Sam Mitchell an assistant coach.  
**JUNE 26** Selected UCLA guard Zach LaVine (first round, 13th overall), Michigan guard/forward Glenn Robinson III (second round, 40th overall), Oklahoma State guard Markel Brown (second round, 44th overall) and Italian forward Alessandro Gentile (second round, 53rd overall). Subsequently traded Brown and Gentile to the Brooklyn Nets and Houston Rockets respectively for cash considerations. Did not extend qualifying offers to Robbie Hummel and Othys Jeffers, allowing both players to become unrestricted free agents on July 1.  
**JULY 1** Named Ryan Saunders an assistant coach.  
**JULY 8** Signed Zach LaVine.  
**JULY 22** Signed free agent Robbie Hummel.  
**JULY 30** Signed free agent Mo Williams.  
**AUG. 23** Traded forward Kevin Love to Cleveland and guard Alexey Shved and Luc Richard Mbah a Moute to Philadelphia in a three-team trade. The Wolves acquired Andrew Wiggins, Anthony Bennett and Thaddeus Young. Cleveland received Love, while Philadelphia received Shved, Mbah a Moute and Miami's 2015 first-round pick.  
**SEPT. 17** Signed Glenn Robinson III.  
**SEPT. 18** Signed free agents Kyrylo Fesenko and Brady Heslip.  
**OCT. 19** Exercised the 2015-16 contract options on Gorgui Dieng, Anthony Bennett and Shabazz Muhammad.  
**OCT. 20** Waived Kyrylo Fesenko.  
**OCT. 25** Waived Brady Heslip.  
**OCT. 27** Waived J.J. Barea

**OCT. 31** Signed Ricky Rubio to a contract extension.  
**NOV. 29** Signed free agent Jeff Adrien with a hardship exception granted by the NBA.  
**DEC. 19** Acquired Troy Daniels, two second-round draft picks and cash considerations from Houston in a three-team trade that saw the Wolves send Corey Brewer to the Rockets and Ronny Turiaf to Philadelphia. The 76ers dealt Alexey Shved to Houston in exchange for a second-round pick in the 2015 NBA Draft and the rights to center Serhiy Lishchuk.

### 2015

**JAN. 7** Waived Jeff Adrien.  
**JAN. 8** Signed free agent Miroslav Raduljica to a 10-day contract.  
**JAN. 19** Signed Miroslav Raduljica to a second 10-day contract.  
**JAN. 28** Waived Miroslav Raduljica. Signed free agent Lorenzo Brown to a 10-day contract.  
**FEB. 6** Signed Lorenzo Brown to a second 10-day contract.  
**FEB. 10** Acquired Gary Neal and a second-round pick in the 2019 NBA Draft from Charlotte in exchange for Mo Williams, Troy Daniels and cash considerations.  
**FEB. 10** Acquired Adreian Payne from Atlanta in exchange for a conditional first-round choice in the 2017 NBA Draft.  
**FEB. 19** Acquired Kevin Garnett from Brooklyn for Thaddeus Young.  
**FEB. 19** Signed Lorenzo Brown for the remainder of the season.  
**MAR. 5** Waived Glenn Robinson III. Claimed Justin Hamilton on waivers from New Orleans.  
**MAR. 19** Signed free agent Sean Kilpatrick to a 10-day contract with a hardship exception granted by the NBA.  
**APR. 7** Signed free agent Anze Onuaku to a 10-day contract with a hardship exception granted by the NBA.  
**JUNE 25** Selected Kentucky forward/center Karl-Anthony Towns (first round, 1st overall), Turkey forward Cedi Osman (2nd round, 31st overall) and Syracuse forward Rakeem Christmas (2nd round, 36th overall) in the 2015 NBA Draft. Subsequently acquired the draft rights to Tyus Jones (1st round, 24th overall) in exchange for the rights to Cedi Osman and Rakeem Christmas.  
**JULY 7** Signed Karl-Anthony Towns and Tyus Jones.  
**JULY 9** Re-signed Kevin Garnett.  
**JULY 12** Traded forward Chase Budinger to Indiana in exchange for forward Damjan Rudez.  
**JULY 14** Signed Nemanja Bjelica.  
**AUG. 3** Signed Andre Miller.  
**AUG. 20** Signed Tayshaun Prince.  
**SEPT. 11** Named Sam Mitchell interim head coach.  
**SEPT. 14** Hired Arnie Kander as Vice President of Sports Performance.  
**SEPT. 18** Signed guard Nick Wiggins and center Kleon Penn.  
**SEPT. 23** Waived forward Anthony Bennett.  
**OCT. 21** Exercised third-year options on Zach LaVine, Adreian Payne and Andrew Wiggins; and fourth-year options on Gorgui Dieng and Shabazz Muhammad





## WOLVES HISTORY

*important dates in the formation and development of the Minnesota Timberwolves*

1987

- APR. 3** The NBA Expansion Committee recommended Minnesota be granted an NBA franchise beginning with the 1989-90 season.
- APR. 22** The Board of Governors voted unanimously to expand the NBA by four teams — Miami and Charlotte in 1988-89, Minnesota and Orlando in 1989-90. The purchase price of \$32.5 million is announced.

1988

- JULY 12** A site dedication ceremony for the Wolves' new arena took place in downtown Minneapolis.
- JULY 21** Named Billy McKinney director of player personnel.
- AUG. 23** Named Bill Musselman head coach.
- SEPT. 17** Unveiled logo at a news conference. Earlier, the nickname "Timberwolves" was selected by a 2-to-1 margin over "Polars" in a vote of 842 City Councils throughout the state.
- OCT. 4** Announced the contribution of \$45,425.96 to the United Way bureaus in Minneapolis and St. Paul, reflecting interest earned on more than 12,000 Timberwolves season-ticket deposits.
- DEC. 31** Eclipsed the NBA's expansion requirements, selling 11,300 season tickets more than 10 months prior to the 1989-90 season.

1989

- JUNE 15** Selected 11 players in the NBA Expansion Draft.
- OCT. 6** Opened first training camp at the 98th Street Racquet, Swim & Health Club in Bloomington, Minn.
- OCT. 18** Began a six-game preseason schedule with a contest vs. the Los Angeles Lakers. A Metrodome crowd in excess of 20,000 watched the Lakers post a 100-90 victory.
- NOV. 3** Played inaugural regular-season game, falling to the Seattle SuperSonics 106-94 at the Seattle Coliseum. Sam Mitchell scored the first points in club history, a pair of free throws at 11:15 of the first quarter.
- NOV. 8** Played inaugural regular-season home contest, losing to the Chicago Bulls, 96-84. Michael Jordan scored a game-high 45 points to lead the Bulls over the Wolves in front of 35,427 at the Metrodome.
- NOV. 10** Recorded first victory, defeating the Philadelphia 76ers, 125-118, in overtime before 29,117 at the Metrodome.
- NOV. 29** Earned first road victory, 105-100, at Miami Arena.

1990

- APR. 17** The third-largest crowd in NBA history, 49,551, came to the Metrodome for Fan Appreciation Night, enabling the Timberwolves to become the NBA's all-time single-season attendance champions. The season total of 1,072,572 was an average of 26,160 per game and topped Detroit's previous 1987-88 league record by 6,067.
- AUG. 7** Along with Target Stores, announced an extension of their promotional agreement by naming the Timberwolves' new downtown arena "Target Center."
- OCT. 13** Target Center officially opened with a ceremonial "jump ball." All proceeds from the event benefited the American Cancer Society.
- OCT. 16** In the inaugural game played in Target Center, the Wolves lost 102-96 in an exhibition contest with the Philadelphia 76ers.
- NOV. 2** In the first regular-season game at Target Center, the Timberwolves opened the 1990-91 season with a 98-85 win over Dallas before a sellout crowd of 19,006.
- NOV. 29** Announced that Billy McKinney resigned his position as director of player personnel.

1991

- APR. 22** Relieved head coach Bill Musselman and assistant coach Tom Thibodeau of their duties.
- MAY 16** Center Felton Spencer was named to the NBA All-Rookie Second Team.
- JUNE 19** Named Jimmy Rodgers head coach.
- NOV. 1** Opened the 1991-92 season before a crowd of only 6,973 as the game was played during the largest snowfall in Minnesota history (24 inches in 24 hours). The Timberwolves lost 112-97 to the Utah Jazz.

- NOV. 30** Center Luc Longley became the first native Australian to play in an NBA game (at Dallas).
- 1992**
- JAN. 15** Announced that guard/forward Doug West was chosen to compete in the ninth annual Gatorade Slam-Dunk Championship on All-Star Saturday at the Orlando Arena.
- MAR. 23** NBA Commissioner David Stern, during a press conference at Target Center, announced that the Timberwolves had been selected to play host to the 1994 NBA All-Star Weekend, scheduled for Friday, Feb. 11 through Sunday, Feb. 13, 1994.
- JUNE 1** Named Jack McCloskey general manager.
- 1993**
- JAN. 11** Relieved head coach Jimmy Rodgers of his duties and named Sidney Lowe interim head coach.
- MAR. 24** Promoted Sidney Lowe to head coach.
- APR. 25** Guard Micheal Williams broke Calvin Murphy's all-time NBA record for consecutive free throws when he hit his 79th straight in the final home game of the season. Williams continued adding to his mark, making five more in the contest to end the season at 84.
- MAY 19** Along with the NBA, unveiled the official logo for the 1994 All-Star Weekend, scheduled for Feb. 11-13 at Target Center.
- MAY 20** Forward/center Christian Laettner was named to the NBA All-Rookie First Team.
- JUNE 21** Named Kevin McHale television broadcast analyst and special assistant coach and Bob Weinbauer assistant coach.
- NOV. 9** Guard Micheal Williams' NBA-record consecutive free-throw streak came to an end at 97 with a second-quarter miss at San Antonio.
- 1994**
- JAN. 8** Announced that guard Isaiah Rider was chosen to compete in the 11th annual Gatorade Slam-Dunk Championship during All-Star Saturday, Feb. 12, at Target Center. Rider was also one of 16 first-year NBA players selected to participate in the inaugural Schick Rookie Game, scheduled prior to the slam-dunk championship.
- FEB. 11-13** Along with the NBA, played host to All-Star Weekend at Target Center, featuring All-Star Saturday and the 44th annual All-Star Game.
- FEB. 12** Guard Isaiah Rider won the 11th annual Gatorade Slam Dunk Championship during All-Star Saturday at Target Center. Rider finished his winning performance with a between-the-legs, one-handed dunk he called the "East Bay Funk."
- APR. 15** Forward/center Andres Guibert became the first native Cuban to play in an NBA game (vs. Indiana).
- APR. 29** Announced assistant coach Bob Weinbauer accepted the position of vice president of basketball operations with the Houston Rockets.
- MAY 5** Guard Isaiah Rider was named to the NBA All-Rookie First Team.
- MAY 23** Announced the sale of the Timberwolves from Marv Wolfenson and Harvey Ratner to Top Rank of Louisiana, pending NBA approval.
- JUNE 15** The NBA Relocation Committee unanimously recommended (6-0) that the NBA Board of Governors disapprove the sale of the Timberwolves to Top Rank of Louisiana.
- JUNE 21** The NBA Board of Governors voted 25-1, with one abstention, to disapprove the sale of the Timberwolves to Top Rank of Louisiana.
- AUG. 5** Announced the sale of the Timberwolves from Marv Wolfenson and Harvey Ratner to a group led by businessman and former Minnesota state senator Glen Taylor, pending NBA approval.
- AUG. 17** Relieved head coach Sidney Lowe, assistant to the general manager/assistant coach Jim Brewer and assistant coach Chuck Davisson of their duties.
- AUG. 18** Named Kevin McHale assistant general manager.
- AUG. 29** Named Bill Blair head coach.
- SEPT. 30** Announced that Marv Wolfenson, Harvey Ratner and Glen Taylor had completed and signed a purchase agreement for the sale of the franchise.
- OCT. 5** The NBA Board of Governors voted to approve the sale of the Timberwolves to Glen Taylor.

1995

- MAR. 23** Announced the finalization of the franchise's sale to Glen Taylor.
- MAY 11** Promoted Kevin McHale to vice president of basketball operations. Named Flip Saunders general manager and Jerry Sichting director of scouting and player development.
- DEC. 18** Relieved Bill Blair of his head coaching duties. Named Flip Saunders head coach and Jerry Sichting assistant coach.

1996

- JAN. 9** Rookie forward Kevin Garnett started his first NBA game. At 19 years, 7 months and 20 days, he was, at the time, the third-youngest player in NBA history to start a game.
- MAY 16** Forward Kevin Garnett was named to the NBA All-Rookie Second Team.
- MAY 18** Unveiled new logo and uniforms in a ceremony in the Mall of America rotunda.

1997

- JAN. 28** Forward Tom Gugliotta was named to the Western Conference team for the 1997 NBA All-Star Game on Feb. 9 in Cleveland, becoming the first player in team history selected to play in an All-Star Game.
- FEB. 1** Guard Stephon Marbury was named NBA Rookie of the Month for January. He was the first Timberwolves player to receive league rookie of the month honors. He averaged 16.9 ppg, 8.1 apg and 2.1 spg while leading the Timberwolves to a 9-6 January record.
- FEB. 5** Forward Kevin Garnett was named to the Western Conference team for the 1997 NBA All-Star Game on Feb. 9 in Cleveland.
- FEB. 8** Guard Chris Carr finished second in the Gatorade Slam Dunk Contest during All-Star Weekend.
- FEB. 9** Forward Tom Gugliotta scored nine points and grabbed eight rebounds in 19 minutes for the Western Conference All-Stars in the 1997 NBA All-Star Game. Kevin Garnett added six points and nine rebounds in 18 minutes for the Western Conference All-Stars.
- APR. 25** The Timberwolves participated in the first playoff game in franchise history. They fell to the Houston Rockets, 112-97, at The Summit in Houston.
- MAY 6** Guard Stephon Marbury was named to the NBA All-Rookie First Team.
- JULY 15** Signed general manager/head coach Flip Saunders to a five-year contract extension.
- OCT. 1** Signed forward Kevin Garnett to a multi-year contract extension.

1998

- JAN. 25** Forward Kevin Garnett was named a starter for the Western Conference in the 1998 NBA All-Star Game on Feb. 8 in New York, becoming the first player in team history selected to start in an All-Star Game.
- FEB. 8** Forward Kevin Garnett scored 12 points and grabbed four rebounds in 21 minutes for the Western Conference All-Stars in the 1998 NBA All-Star Game.
- MAR. 4** Forward Tom Gugliotta underwent season-ending surgery to remove bone spurs and chips from his right ankle.
- APR. 26** The Timberwolves won their first playoff game in franchise history, defeating the Seattle SuperSonics, 98-93, at KeyArena in Seattle.

1999

- FEB. 22** Guard Stephon Marbury was named NBA Player of the Week for the week of Feb. 15-21. Marbury averaged 24.3 ppg, 11.8 apg, 2.0 rpg and 1.5 spg. In the Feb. 17 game vs. the Houston Rockets, Marbury scored 40 points, handed out 12 assists and had no turnovers, becoming only the fifth player in NBA history to record 40+ points, 10+ assists and no turnovers in a game.
- MAR. 18** The NBA announced the Wolves would face the San Antonio Spurs (later changed to the Sacramento Kings) at the Tokyo Dome in Tokyo, Japan on Nov. 5 and Nov. 6.



## WOLVES HISTORY

**APR. 5** Forward Kevin Garnett was named NBA Player of the Week for the week of March 29-April 4. Garnett averaged 24.7 ppg, 8.6 rpg and 6.3 apg, while shooting 66.1% (37-56) from the field.

**APR. 20** Forward Kevin Garnett was selected by a five-member panel of former NBA players as the Midwest Division winner for the 1998-99 NBA Sportsmanship Award.

**JUNE 8** Forward Kevin Garnett was named to the NBA All-League Third Team.

**JUNE 24** The NBA announced the Minnesota Timberwolves were selected to play host to the 2000 Draft at Target Center on June 28, 2000.

**JULY 29** Signed general manager/head coach Flip Saunders to a multi-year contract extension.

**AUG. 2** Signed first-round draft pick forward Wally Szczerbiak to a multi-year contract.

**NOV. 5** Wolves opened the season in Tokyo, Japan vs. the Sacramento Kings. The Kings won 100-95 at the Tokyo Dome.

**NOV. 15** Forward Kevin Garnett was named NBA Player of the Week for the week of Nov. 8-14. He averaged 25.5 ppg and 13 rpg.

**DEC. 27** Forward Kevin Garnett was named NBA Player of the Week for the week of Dec. 20-26. He averaged 23.0 ppg and 41.0 mpg.

### 2000

**JAN. 29** Forward Kevin Garnett was named a starter for the Western Conference in the 2000 NBA All-Star Game on Feb. 13 in Oakland.

**FEB. 2** Forward Kevin Garnett was named NBA Player of the Month for January. He averaged 25.7 ppg and 10.5 rpg, scoring more than 30 points four times that month.

**FEB. 2** Flip Saunders was named NBA Coach of the Month for January. He guided the Wolves to a franchise-record 12-3 (.800) mark. The club posted a 6-1 record on the road, and was 8-3 against .500+ opponents.

**FEB. 2** Forward Wally Szczerbiak scored 13 points and grabbed three rebounds in the Schick Rookie Challenge at the NBA All-Star Weekend in Oakland.

**FEB. 13** Forward Kevin Garnett started in the NBA All-Star Game in Oakland, recording 24 points, 10 rebounds and five assists.

**MAR. 27** Forward Kevin Garnett was named NBA Player of the Week for the week of March 20-26. He averaged 35.3 ppg and 10 rpg. In the March 22 game against Boston, he scored 40 points and grabbed eight rebounds.

**MAY 18** Forward Wally Szczerbiak was named to the 1999-2000 Schick All-Rookie First Team.

**MAY 20** Guard/forward Malik Sealy killed in a car accident.

**MAY 31** Forward Kevin Garnett was named to the 1999-2000 All-NBA First Team. Assistant coach Sidney Lowe accepted the position of head coach with the Vancouver Grizzlies.

**JUNE 28** Wolves played host to 2000 NBA Draft at Target Center.

**NOV. 5** Retired the jersey Malik Sealy prior to the home opener vs. Sacramento.

**NOV. 20** Forward Kevin Garnett was named NBA Player of the Week for the week of Nov. 13-19. He averaged 27.0 ppg, 11.0 rpg, and 4.0 apg, while shooting 64.7% from the field.

**DEC. 23** Minnesota played its 1,000th game in franchise history, at home against Utah.

### 2001

**FEB. 2** Flip Saunders was named NBA Coach of the Month for January. He guided the Wolves to a franchise-record 12-4 (.750) mark, matching the club record for most wins in a calendar month (January 2000, March 2000).

**FEB. 9** Forward Wally Szczerbiak scored 27 points as a sophomore in the Schick Rookie Challenge at the 2001 All-Star Game in Washington and was named the game's MVP.

**FEB. 10** Forward Kevin Garnett scored 14 points in the 2001 All-Star Game in Washington. He was named an All-Star starter for the third time in four appearances.

**MAR. 21** Flip Saunders was selected to coach USA Basketball's entry in the 2001 Goodwill Games held Sept. 3-9 in Brisbane, Australia.

**APR. 7** The Timberwolves organization dedicated the Malik Sealy Gym of Dreams at the Episcopal Church of Gethsemane in Minneapolis.

**APR. 8** The Timberwolves organization honored former Minneapolis Lakers star George Mikan in a halftime ceremony of their game vs. the L.A. Lakers.

**MAY 2** Forward Kevin Garnett was named to the 2000-01 NBA All-Defensive First Team.

**MAY 21** Forward Wally Szczerbiak was named to USA Basketball's team for the 2001 Goodwill Games held Sept. 3-9 in Brisbane, Australia.

**MAY 22** Forward Kevin Garnett was named to the 2000-01 NBA All-Interview First Team.

**MAY 31** Forward Kevin Garnett was named to the 2000-01 All-NBA Second Team.

**JUNE 20** Signed head coach Flip Saunders to a multi-year contract extension.

**SEPT. 9** Flip Saunders and forward Wally Szczerbiak helped lead the United States men's basketball team to a 5-0 mark in winning the gold medal at the 2001 Goodwill Games in Brisbane, Australia.

**NOV. 19** Forward Kevin Garnett was named NBA Western Conference Player of the Week for games played Nov. 12-18.

### 2002

**JAN. 14** Forward Kevin Garnett was named NBA Western Conference Player of the Week for games played Jan. 7-13.

**JAN. 26** Forward Kevin Garnett was named a starter for the Western Conference in the 2002 NBA All-Star Game on Feb. 10 in Philadelphia.

**JAN. 29** Guard Wally Szczerbiak was selected as a Western Conference reserve for the 2002 NBA All-Star Game on Feb. 10 in Philadelphia.

**FEB. 10** Guard Wally Szczerbiak made his first All-Star Game appearance, scoring 12 points with three assists in 12 minutes on Feb. 10 in Philadelphia. Forward Kevin Garnett made his fifth straight All-Star Game appearance, finishing with 14 points and 12 rebounds.

**MAR. 1** Forward Kevin Garnett was named NBA Western Conference Player of the Month for games played in February, the second such honor of his career.

**MAR. 11** Forward Kevin Garnett was selected to receive the NBA Community Assist Award for his community outreach during the month of February.

**MAR. 24** Center Marc Jackson scored the 100,000th point in club history in the fourth quarter at New York.

**APR. 30** Forward Kevin Garnett was named to the NBA All-Defensive First Team.

**MAY. 1** Forward Kevin Garnett was named to the NBA All-League Second Team.

**NOV. 25** Forward Kevin Garnett was named NBA Western Conference Player of the Week for games played Nov. 18-24.

### 2003

**JAN. 23** Forward Kevin Garnett was named a starter for the Western Conference in the 2003 NBA All-Star Game on Feb. 9 in Atlanta.

**FEB. 9** Forward Kevin Garnett made his sixth straight All-Star game appearance and was named Most Valuable Player of the 52nd annual contest; He finished with 37 points, nine rebounds and five steals in the West's 155-145 double-overtime win at Philips Arena in Atlanta.

**MAR. 3** Forward Kevin Garnett was named NBA Western Conference Player of the Month for games played in February, the third such honor of his career.

**MAR. 3** Flip Saunders was named NBA Coach of the Month for February, the third such honor of his career.

**APR. 17** Forward Kevin Garnett was named NBA Western Conference Player of the Month for games played in April, the fourth such honor of his career.

**MAY 6** Forward Kevin Garnett was named to the NBA All-League First Team.

**MAY 8** Forward Kevin Garnett was named to the NBA All-Defensive First Team.

**OCT. 1** Signed forward Kevin Garnett to a multi-year contract extension.

**NOV. 18** Donnie Satori of Waseca, Minn., became the 10 millionth fan to pass through the gates in franchise history.

**NOV. 24** Forward Kevin Garnett was named NBA Western Conference Player of the Week for games played Nov. 17-23.

**DEC. 22** Forward Kevin Garnett was named NBA Western Conference Player of the Week for games played Dec. 15-21.

**DEC. 29** Guard Sam Cassell was named NBA Western Conference Player of the Week for games played Dec. 22-28.

### 2004

**JAN. 5** Forward Kevin Garnett was named NBA Western Conference Player of the Month for games played in December, the fifth such honor of his career.

**JAN. 26** Timberwolves Head Coach Flip Saunders was named to coach the Western Conference All-Stars for the February 15 game at STAPLES Center.

**JAN. 26** Forward Kevin Garnett was named NBA Western Conference Player of the Week for games played Jan. 19-25.

**JAN. 29** Forward Kevin Garnett was named a starter for the Western Conference in the 2004 NBA All-Star Game on Feb. 15 in Los Angeles.

**FEB. 2** Forward Kevin Garnett was named NBA Western Conference Player of the Month for games played in January, the sixth such honor of his career.

**FEB. 2** Forward Kevin Garnett was named NBA Western Conference Player of the Week for games played Jan. 26-Feb. 1.

**FEB. 3** Guard Sam Cassell was named a reserve for the Western Conference in the 2004 NBA All-Star Game on Feb. 15 in Los Angeles.

**FEB. 15** Timberwolves Head Coach Flip Saunders led the Western Conference All-Stars to a 136-132 win over the East at STAPLES Center. Kevin Garnett recorded 12 points with seven rebounds and six assists. Sam Cassell added four points and a team-high seven assists.

**MAR. 1** Forward Kevin Garnett was named NBA Western Conference Player of the Month for games played in February, the seventh such honor of his career. It marked the first time in NBA history that a player won the award in three consecutive months.

**MAR. 12** The Timberwolves set a franchise single-game Target Center attendance record with a standing-room-only crowd of 20,391 during a 96-86 win over the Los Angeles Lakers.

**APR. 15** Forward Kevin Garnett was named NBA Western Conference Player of the Month for games played in April, the eighth such honor of his career.

**APR. 15** Timberwolves Head Coach Flip Saunders was named NBA Western Conference Coach of the Month for games played in April, the fourth such honor of his career.

**APR. 25** Forward Kevin Garnett was named to the NBA All-League First Team.

**APR. 26** Guard Sam Cassell was named to the NBA All-League Second Team.

**APR. 30** Forward Kevin Garnett was named to the NBA All-Defensive First Team.

**APR. 30** Timberwolves claim a 102-91 Game 5 first round victory at Target Center to defeat the Denver Nuggets, 4-1, and advance to the Western Conference Semifinals.

**MAY 3** Forward Kevin Garnett was named the NBA's Most Valuable Player. He tallied 1,219 points in MVP balloting, including 120 of a possible 123 first place votes from the media.

**MAY 19** Timberwolves post an 83-80 Game 7 semifinals victory at Target Center to defeat the Sacramento Kings, 4-3, and advance to the Western Conference Finals.

**MAY 31** Timberwolves fall to the Los Angeles Lakers, 96-90 in Game 6 of the Western Conference Finals and are eliminated from the series, 4-2.

**JULY 9** Named Jim Stack general manager.

**NOV. 8** Forward Kevin Garnett was named NBA Western Conference Player of the Week for games played Nov. 1-7.



## WOLVES HISTORY

### 2005

- FEB. 3** Forward Kevin Garnett was named a starter for the Western Conference in the 2005 NBA All-Star Game on Feb. 20 in Denver.
- FEB. 12** Relieved head coach Flip Saunders of his duties and named Kevin McHale interim head coach.
- FEB. 20** Forward Kevin Garnett tallied 10 points in 16 minutes for the Western Conference in the 2005 NBA All-Star Game in Denver.
- APR. 1** Forward Kevin Garnett was named NBA Western Conference Player of the Month for games played in March, the ninth such honor of his career.
- MAY 12** Forward Kevin Garnett was named to the NBA All-Defensive First Team.
- MAY 18** Forward Kevin Garnett was named to the NBA All-League Second Team.
- JUNE 17** Named Dwane Casey head coach.
- DEC. 5** Kevin Garnett was awarded the NBA's community assist award for the month of November, for his Katrina relief efforts and his donation of the 4XL Technology Center at Washburn High School in Minneapolis.

### 2006

- JAN. 17** Kevin Garnett was named Western Conference Player of the Week for his play in three games between Jan. 9 and 15. It was the 14th such honor for Garnett in his career.
- FEB. 9** Kevin Garnett was named to the 2006 Western Conference All-Star Team for the ninth consecutive season.
- FEB. 19** Kevin Garnett played in his ninth consecutive NBA All-Star Game, logging 16 minutes, grabbing nine rebounds and dishing four assists.
- APR. 17** Fred Holberg announced his retirement from the NBA due to the risks of playing with a pacemaker. He also announced that he would be joining the front office staff of the organization.
- APR. 27** The NBA announced that Kevin Garnett was the 2006 recipient of the J. Walter Kennedy Citizenship award presented annually by the Professional Basketball Writers Association.
- APR. 28** Original Timberwolves co-owner Harvey Ratner passes away at age 79.
- MAY 11** Forward Kevin Garnett was named to the NBA All-Defensive Second Team.
- NOV. 3** Craig Smith scores 20 points in 16 minutes of playing time at Denver to become the first Timberwolves player to tally 20 or more points in less than 20 minutes since Chauncey Billups on April 18, 2001.
- NOV. 6** Kevin Garnett records 15 points and 10 rebounds at Sacramento for his 37th consecutive point/rebound double-double. The streak would end the following day at Los Angeles Lakers, but his string was the NBA's longest in 23 years since Moses Malone had 44 consecutive point/rebound double-doubles.
- DEC. 3** Kevin Garnett scores the 18,000th point of his career against New York.
- DEC. 29** Kevin Garnett records block number 1,500 in his career against Seattle.

### 2007

- JAN. 2** Randy Foye was named the NBA Western Conference Rookie of the Month for December.
- JAN. 7** Kevin Garnett was named the NBA Western Conference Player of the Week.
- JAN. 7** Kevin Garnett broke his own franchise record of consecutive double-figure scoring games to 339, the eighth-longest streak in NBA history.
- JAN. 7** Minnesota tied an NBA record for most consecutive overtime games with three on Jan. 3, 5 and 7.
- JAN. 13** Kevin Garnett hauls in the 10,000th rebound of his career against New Jersey. He becomes the 32nd player in NBA history to reach that mark.
- JAN. 22** Ricky Davis scores 30 of his 32 points in the second half at Utah. His 30 points in a half ties a franchise record shared by Tony Campbell and Chauncey Billups.

- JAN. 23** Relieved Dwane Casey of his head coaching duties; promoted assistant coach Randy Wittman to head coach for the remainder of the season.
- JAN. 24** Minnesota set an NBA record for most overtime games in a calendar month with a total of six in January.
- JAN. 29** Kevin Garnett scores a season-high 44 points (three shy of his own club record) against Phoenix. It was the franchise's 10th game of 40 or more points.
- FEB. 16** Randy Foye plays in the Rookie Challenge at All-Star Weekend in Las Vegas and produces 14 points and seven assists.
- FEB. 18** Kevin Garnett starts for the Western Conference All-Star Team and collects seven points, six rebounds and four assists. It was his 10th straight All-Star appearance and eighth start.
- MAR. 6** Ricky Davis played plays 55:50 against the Lakers, the second-highest minute total in franchise history.
- MAR. 30** Kevin Garnett records his 30th career 20-point and 20-rebound game with 22 points and 20 rebounds against Miami.
- APR. 1** Minnesota sets a franchise record with its 10th overtime contest of the season in a 105-104 win at Orlando.
- APR. 6** Kevin Garnett scored the 19,000th point of his career at New York.
- APR. 9** Kevin Garnett scores 17 points against Toronto. It was his 398th consecutive game scoring in double-figures (in his final game of the season). His streak is the longest in franchise history and the eighth-longest in NBA history.
- APR. 15** Ricky Davis becomes the seventh player in franchise history to score 40 or more points with 42 at Golden State.
- APR. 16** Craig Smith's five steals at Denver are one shy of the franchise's rookie record (Sam Mitchell, six).
- APR. 30** Kevin Garnett named to All-Defensive Team for the eighth time in his career (All-Second Team in 2007).
- MAY 19** Kevin Garnett named to All-NBA Third Team. His seventh career All-NBA selection.
- MAY 8** Randy Foye and Craig Smith named to the first and second NBA All-Rookie teams.
- JULY 31** Acquired forwards Al Jefferson, Ryan Gomes and Gerald Green, guard Sebastian Telfair, center Theo Ratliff and two first-round draft picks in exchange for forward Kevin Garnett.
- DEC. 6** Corey Brewer pulled down 18 rebounds at Atlanta, the most by a Timberwolves rookie since Dean Garrett grabbed 20 on Jan. 31, 1997.
- DEC. 8** Al Jefferson posted 32 points and 20 rebounds in a 100-93 win over Phoenix, joining Kevin Garnett as the only players in Wolves history with 30/20 games.
- DEC. 21** The Wolves posted a 131-118 win over Indiana to record the second-highest single-game scoring total in franchise history.

### 2008

- JAN. 27** Al Jefferson poured in a career-high 40 points in a 98-95 win over New Jersey, becoming the eight player in franchise history to surpass the 40-point plateau.
- JAN. 28** Al Jefferson was named Western Conference Player of the Week, the second such honor of his career.
- FEB. 16** Gerald Green competed in the Sprite Slam Dunk competition at All-Star Weekend in New Orleans, finishing as the runner-up to Orlando's Dwight Howard.
- MAR. 19** Al Jefferson grabbed his 273rd offensive rebound of the season, surpassing the previous club record of 272 set by Felton Spencer during the 1990-91 season.
- APR. 15** Rashad McCants hit his 140th three-pointer of the season, surpassing the previous team record of 139 set by Isaiah Rider during the 1994-95 season.
- JUN. 26** Unveiled a re-designed logo and new secondary logo in anticipation of the team's 20th NBA season. The new secondary logo made its public debut in front of a national audience as it adorned the hat worn by the Wolves' selection in that night's 2008 NBA Draft.
- AUG. 18** Introduced new uniforms for the franchise's 20th season in a public ceremony at the IDS Center's Crystal Court. The event marked the first change in the Timberwolves uniforms in 12 seasons.

- SEPT. 18** Tipped off the franchises 20th season with a press conference at Target Center. The Wolves honored all season ticket holders who remain from the inaugural season and staged a ceremonial "opening tip" to the season between rookie center Kevin Love and inaugural season center Randy Breuer.
- DEC. 8** Relieved Randy Wittman of his head coaching duties; reassigned Kevin McHale from vice president of basketball operations to head coach.

### 2009

- JAN. 5** Al Jefferson was named Western Conference Player of the Week, the third such honor of his career.
- FEB. 2** Kevin McHale was named Western Conference Coach of the Month after guiding the Wolves to a 10-4 mark in January.
- APR. 3** Kevin Love was named named Western Conference Rookie of the Month for March.
- APR. 15** Kevin Love tallied his 29th double-double, passing Christian Laettner for most by a Timberwolves rookie.
- MAY 22** Named David Kahn president of basketball operations.
- JUNE 17** Relieved Kevin McHale of his head coaching duties.
- AUG. 10** Named Kurt Rambis head coach.

### 2010

- JAN. 13** Al Jefferson hauled in a franchise-record 26 rebounds in the Wolves' triple-OT loss at Houston. The game also marked the first triple-overtime game in club history.
- FEB. 23** Corey Brewer's three-pointer in the second quarter at Miami extended his streak to 22 consecutive games with at least one trey, breaking the previous franchise record of 21 held by Isaiah Rider.
- APR. 30** Jonny Flynn was named to the NBA All-Rookie Second Team.
- NOV. 10** Michael Beasley scored a career-best 42 points to lead the Wolves to a 98-89 win over Sacramento, becoming the youngest Timberwolf in franchise history to score 40 points (age 21).
- NOV. 12** Kevin Love scored 31 points and grabbed 31 rebounds to help the Wolves erase a 21-point third quarter deficit en route to a 112-103 win over the Knicks. Love became the first player since Moses Malone in 1981-82 to accomplish a 30/30 game.
- NOV. 27** Kevin Love posted 21 points and 22 rebounds, his fourth 20/20 game of November, becoming the first player to have four 20/20 games in a month since Kevin Willis did so twice during the 1991-92 season.
- DEC. 4** The Timberwolves made a franchise-record 18 three-pointers vs. Cleveland, including five from Kevin Love (who had a game-high 28 points), en route to the team's biggest margin of victory of the season (34 points).
- DEC. 18** Kevin Love scored a career-high 43 points and grabbed 17 rebounds in a road loss to Denver, setting a franchise record for points in a road game.

### 2011

- FEB. 16** Kevin Love scored 18 points and grabbed 18 rebounds for his 51st double-double before the All-Star break, the most in NBA history and joining George Mikan (50 in 1950) as the only players with 50+ double-doubles before the break.
- FEB. 18** Wes Johnson scored 25 points at the T-Mobile Rookie Challenge, the most by a Timberwolf since Wally Szczerbiak had 27 in 2001.
- FEB. 20** Kevin Love scored two points and grabbed four rebounds in 12 minutes during the Western Conference's 148-143 victory in the 2011 All-Star Game.
- MAR. 13** Kevin Love (6 points, 12 rebounds) had his 53-game double-double streak snapped against Golden State. The streak was a franchise record, and the longest in the NBA since Elvin Hayes had a 55-game streak during the 1973-74 season.
- APR. 21** Kevin Love received the 2010-11 Kia NBA Most Improved Player Award.
- MAY 11** Wes Johnson was named to the NBA All-Rookie Second Team.
- MAY 18** Awarded the second overall pick in the 2011 NBA Draft.





## WOLVES HISTORY

**JUNE 17** Signed guard Ricky Rubio to a multi-year contract.  
**JUNE 23** Selected forward Derrick Williams with the second overall pick of the 2011 NBA Draft.  
**JULY 12** Relieved Kurt Rambis of his coaching duties.  
**SEPT. 13** Reached an agreement in principle with Rick Adelman to become the team's next head coach.  
**DEC. 27** Kevin Love tallied his 5th career 30-pt/20-reb game in scoring 31 points and grabbing 20 rebounds as the Wolves fell to the Bucks, 98-95. Love also established new single-game franchise records for fgm (19) and fta (24).  
**DEC. 30** In just his third NBA game, Ricky Rubio recorded 12 points, 12 assists and six rebounds vs. Miami - the first Wolves player to record such line since Sam Cassell (Jan. 21, 2004 at Toronto).

### 2012

**JAN. 18** Ricky Rubio registered nine points, eight rebounds, seven assists and six steals - the first such stat line in NBA history - in a 93-85 win over Detroit.  
**JAN. 20** Kevin Love's three-pointer as time expired gave the Wolves a 101-98 win over the Los Angeles Clippers. Love record his 15th straight double-double (17 points, 14 rebounds) to start the season, the longest such streak since Moses Malone had 16 in 1981-82.  
**FEB. 1** Ricky Rubio named the Western Conference Rookie of the Month for January, the first such honor of his career.  
**FEB. 7** Playing without Kevin Love, the Wolves defeated the Sacramento Kings 86-84 to move one game over .500 at 13-12. The record represented the Wolves' best mark after 25 games since they began the 2004-05 season 15-10.  
**FEB. 8** Ricky Rubio and Derrick Williams selected to represent Wolves in 2012 BBVA Rising Stars Challenge.  
**FEB. 9** Kevin Love named to Western Conference All-Star Team.  
**FEB. 11** Drew an announced crowd of 20,232 vs. New York, the Wolves' largest home crowd since the 2003-04 season and the 4th-largest crowd in Target Center history. Kevin Love tallied his sixth career 30-point/20-rebound game, registering 32 points and 21 rebounds as the Wolves fell to the Knicks, 100-98.  
**FEB. 24** Representing the Timberwolves at the BBVA Rising Stars Challenge, Ricky Rubio scored 12 points and dished out seven assists, while Derrick Williams scored two points.  
**FEB. 25** Kevin Love outlasted Kevin Durant to win the 2012 Foot Locker Three-Point Contest.  
**FEB. 26** In his second NBA All-Star Game, Kevin Love scored 17 points in just over 18 minutes as the Western Conference defeated the Eastern Conference, 152-149.  
**MAR. 3** Put a halt to a 16-game losing streak to Portland, defeating the Trail Blazers 122-110. In the win, Kevin Love erupted for a season-best 42 points, triggering a five-game binge that saw him average 34.2 ppg. Ricky Rubio tied a Wolves record by handing out 10 first-quarter assists. It was the Wolves' first win at the Rose Garden since Dec. 7, 2005.  
**MAR. 10** Announced Ricky Rubio would undergo season-ending surgery to repair a torn ACL (anterior cruciate ligament) in his left knee suffered March 9 vs. the L.A. Lakers.  
**MAR. 21** Announced Ricky Rubio underwent successful surgery to reconstruct a torn ACL (anterior cruciate ligament) and a torn LCL (lateral collateral ligament) in his left knee.  
**MAR. 23** In the highest scoring NBA game in nearly four years, the Wolves fell to the Oklahoma City Thunder 149-140 in double-OT. Kevin Love scored a club-record 51 points, including a career-high seven three-pointers, while J.J. Barea became the 7th Wolves player in team history to record a triple-double with 25 points, 10 rebounds and a career-high-tying 14 assists. In the loss, Minnesota set team records for points scored (140) and three-point field goals attempted (36). The Wolves also set two-team records for points (289) and field goals made (109).  
**MAR. 25** Kevin Love registered his 7th career 30-point/20-rebound game with 30 points and 21 rebounds as the Wolves defeated the Denver Nuggets, 117-100. Love's seven 30-point/20-rebound games are the most among all active NBA players.

**MAR. 28** Kevin Love scored 40 points while grabbing 19 rebounds in Minnesota's 88-83 win over Charlotte. Love's 40-point game was the third of his career, tying him with Kevin Garnett for the most in a Wolves uniform.  
**APR. 12** Announced Kevin Love suffered a mild concussion and neck strain April 11 at Denver.  
**MAY 12** Kevin Love finished 6th in the 2012 KIA Most Valuable Player balloting, totaling 58 points.  
**MAY 15** Ricky Rubio finished 2nd in the 2012 KIA Rookie of the Year balloting.  
**MAY 22** Ricky Rubio named to the 2012 NBA All-Rookie Team; Derrick Williams named to 2012 NBA All-Rookie Second Team.  
**MAY 24** Kevin Love named to All-NBA Second Team.  
**JULY 27** Signed free-agent forward Andrei Kirilenko to a contract.  
**JULY 31** Signed free-agent guard Brandon Roy to a contract.  
**OCT 17** Announced that Kevin Love would miss approximately 6-8 weeks with a broken right hand.  
**NOV 5** The Wolves spotted Brooklyn a 22-point, 3rd-quarter lead before rallying to win 107-96 at Barclays Center. It's the fourth-largest deficit overcome to win in franchise history (10th time coming back from 20+ points down), and the biggest since making up a 24-point spread at Dallas on Jan. 17, 1998.  
**NOV 13** Announced that Chase Budinger underwent successful surgery to repair a lateral meniscus tear in his left knee.  
**NOV 21** Kevin Love totaled 34 points and 14 rebounds in his season debut after missing nine games with a broken right hand.  
**DEC 14** Nikola Pekovic scored a career-high 31 points in a 113-102 win at New Orleans. The Wolves recorded a franchise-record 70 points in the paint.  
**DEC 15** Ricky Rubio made his season debut after missing the first 20 games recovering from surgery to repair the acl and lcl in his right knee. He tallied eight points, nine assists, four rebounds and three steals in 18 minutes as the Wolves defeated the Dallas Mavericks 114-106 in overtime.

### 2013

**JAN. 11** Andrei Kirilenko became the 15th player in NBA history to collect 2000+ assists, 1000+ steals and 1000+ blocks in a career.  
**JAN. 15** Announced that Kevin Love underwent successful surgery to repair a fractured third metacarpal in his right hand.  
**FEB. 2** Dante Cunningham went a perfect 9-of-9 from the floor in a win over New Orleans. In doing so, Cunningham set a new single-game franchise record for field goal accuracy.  
**FEB. 15** Ricky Rubio and Alexey Shved represented the Wolves in the BBVA Rising Stars Challenge in Houston, with Rubio totaling five points and 10 assists while Shved netted 12 points and four assists.  
**FEB. 24** Ricky Rubio tallied his second straight 10x5x5 game with 16 points, 11 assists, eight rebounds and six steals vs. Golden State, becoming the third player in Wolves history with back-to-back 10x5x5 games and first since Terrell Brandon in 2001.  
**MAR. 12** Ricky Rubio recorded his first career triple-double (29th in team history) with 21 points, 12 assists and a career-high 13 rebounds in a 107-83 win over San Antonio, which equaled the Wolves' largest victory over the Spurs.  
**APR. 6** Rick Adelman became the eighth coach in NBA history to record 1,000 career victories with the Wolves' 107-101 victory over Detroit.  
**APR. 8** Nikola Pekovic was named Western Conference Player of the Week for games played Apr. 1-7. The honor was the first in his career and the Wolves' first since Al Jefferson earned the nod on Jan. 5, 2009.  
**MAY 2** Declined team option on David Kahn for 2013-14 season.  
**MAY 3** Named Phil "Flip" Saunders as President of Basketball Operations and a minority owner.  
**JULY 11** In a three-team trade, acquired Kevin Martin (sign-and-trade) and cash considerations from Oklahoma City, sending Luke Ridnour and a 2014 second-round pick to Milwaukee.  
**JULY 12** Re-signed free agent Chase Budinger.  
**JULY 12** Signed free agent Corey Brewer.  
**AUG 14** Reached an agreement in principle on a new contract with Nikola Pekovic.

**AUG 16** Signed Nikola Pekovic to a multiyear contract.  
**Nov. 4** Kevin Love was named the Western Conference Player of the Week for games played Oct. 29 - Nov. 3, the first such honor of his career.  
**NOV. 10** Minnesota outscored the Lakers 47-23 in the first quarter, the highest-scoring quarter in club history. **DEC. 13** Kevin Love connected on a career-high eight three-pointers, matching Stephon Marbury's club record for most threes in a game.

### 2014

**JAN. 23** Kevin Love was voted as a Western Conference All-Star Starter, his third All-Star appearance and first start. Love became the first Wolves player to start in an All-Star game since Garnett in 2007.  
**FEB. 4** Announced a plan to open Mayo Clinic Square, a new practice facility across the street from Target Center in the former Block E.  
**FEB. 16** Kevin Love participated in the 2014 Foot Locker Three-Point Contest as part of NBA All-Star Saturday Night, his second time participating in the event.  
**FEB. 19** Ricky Rubio matched a franchise record with a career-high 17 assists vs. Indiana, joining six other Wolves players to dish out 17 in a game (most recently Chauncey Billups in 2002).  
**FEB. 28** Kevin Love finished the month of February averaging league-highs in both points (34.0) and rebounds (14.1), numbers which hadn't been averaged in a month since Moses Malone in March 1982.  
**MAR. 3** Minnesota finished 52-for-64 from the free throw line in win at Denver, the most made three throws in a game by any NBA team since Phoenix hit 61 in an OT game on Apr. 9, 1990.  
**MAR. 16** Making his first career NBA start, Gorgui Dieng tallied 12 points, 11 rebounds and 5 blocked shots. Dieng became the first player since Elden Campbell in 1991 to record 10p/10r/5b in their first NBA start.  
**MAR. 20** Gorgui Dieng recorded new career highs in both points (22) and rebounds (21), becoming the fifth player in team history to post a 20/20 game and 6th since 1970 to record a 20/20 game within their first three starts. He is just the fourth rookie in the past 20 years to accomplish the feat.  
**MAR. 28** Minnesota set franchise records for points scored (143) and field goal percentage (67.1%) in its 143-107 win over the Lakers.  
**MAR. 30** Ricky Rubio broke Tyrone Corbin's (175, 1989-90) franchise single-season steals record.  
**MAR. 31** Kevin Love moved past Tom Gugliotta (464, 1996-97) atop the franchise single-season chart for FTs made.  
**APR. 1** Gorgui Dieng was named the KIA Western Conference Rookie of the Month for March.  
**APR. 11** Corey Brewer scored a career-high and franchise-record-tying 51 points and grabbed a career-high-matching six steals vs. Houston, the most points in a regulation game in franchise history. Brewer became the fourth player in NBA history to score 50+ points and grab 6+ steals, joining Allen Iverson, Michael Jordan and Ricky Berry.  
**APR. 11** Minnesota finished with 39 fast-break points against HOU, the most by the Wolves since at least 1996 when the stat was first tracked.  
**APR. 16** Minnesota closed out the season setting a number of franchise records, including most points (8768), rebounds (3669) and three-pointers (600).  
**APR. 16** Kevin Love finishes the season averaging 26.2 points, 12.4 rebounds and 4.4 assists per game, the first player to average 26+ points, 12+ rebounds and 4+ assists per game since Kareem Abdul-Jabbar and Bob McAdoo in 1975-76.  
**APR. 21** Head coach Rick Adelman announces his retirement from coaching.  
**JUNE 6** Named Flip Saunders new head coach.  
**AUG. 23** Traded forward Kevin Love to Cleveland and guard Alexey Shved and Luc Richard Mbah a Moute to Philadelphia in a three-team trade. The Wolves acquired Andrew Wiggins, Anthony Bennett and Thaddeus Young. Cleveland received Love, while Philadelphia received Shved, Mbah a Moute and Miami's 2015 first-round pick.  
**AUG. 26** Andrew Wiggins, Anthony Bennett, Thaddeus Young and Zach LaVine introduced to fans and media at Minnesota State Fair.  
**SEPT. 17** Signed rookie guard Glenn Robinson III (2nd round, 40th overall).  
**SEPT. 18** Signed center Kyrylo Fesenko and guard Brady Heslip.





## WOLVES HISTORY

**SEPT. 30** Timberwolves kicked off training camp with "Dunks After Dark" event in Mankato.

**OCT. 20** Waived center Kyrlo Fesenko.

**OCT. 27** Waived guard J.J. Barea.

**OCT. 29** Thaddeus Young scored 26 points in 105-101 season-opening loss at Memphis.

**OCT. 29** Andrew Wiggins became youngest player in franchise history to start a game.

**OCT. 30** Minnesota won its ninth consecutive game against Detroit in 97-91 home-opening victory.

**OCT. 30** Flip Saunders improved record to 10-0 all-time in home openers.

**OCT. 31** Signed guard Ricky Rubio to multi-year extension.

**NOV. 1** Ricky Rubio matched a career-high 17 assists in 106-105 loss to Chicago.

**NOV. 7** Ricky Rubio suffers sprained left ankle in overtime loss to Orlando.

**NOV. 19** Gorgui Dieng swiped a career-high five steals in 115-99 win against New York.

**NOV. 21** Anthony Bennett scored a career-high 20 points in 121-92 loss to San Antonio.

**NOV. 28** Zach LaVine recorded a then-season-high 28 points on 11-of-14 shooting in 120-119 win at L.A. Lakers.

**NOV. 29** Signed forward Jeff Adrien after being granted an NBA hardship exception.

**DEC. 3** Andrew Wiggins named KIA Western Conference Rookie of the Month for November.

**DEC. 6** Zach LaVine became 2nd youngest player (19 years, 271 days) to record 20-point/10-assist game with 22 points and 10 assists in 123-101 loss at San Antonio.

**DEC. 10** Andrew Wiggins recorded first career double-double with 23 points and season-high 10 rebounds in 90-82 win against Portland.

**DEC. 19** Acquired guard Troy Daniels and two second round picks from Houston in three-team trade with the Houston Rockets and Philadelphia 76ers. The Wolves also sent Ronny Turiaf to Philadelphia as part of the deal.

**DEC. 27** Zach LaVine became youngest player in NBA history (19 years, 292 days) to record a 14-assist game in 110-97 loss at Golden State.

**DEC. 30** Shabazz Muhammad recorded career-high 30 points and shoot 5-of-6 from 3-point range in 100-94 loss at Utah. His outing also marked a career-high seventh game with 20+ points for the season.

**2015**

**JAN. 5** Andrew Wiggins named KIA Western Conference Rookie of the Month for December.

**JAN. 5** Gorgui Dieng recorded career-high 22 points to go with 12 rebounds in 110-101 loss to Denver.

**JAN. 7** Waived forward Jeff Adrien.

**JAN. 8** Signed center Miroslav Raduljica.

**JAN. 9** Andrew Wiggins set a franchise-rookie-record with six consecutive games of 20+ points.

**JAN. 13** Mo Williams scored a franchise-record 52 points in 110-101 win at Indiana.

**JAN. 17** Robbie Hummel tallied his first career double-double with 15 points and 13 rebounds, both career highs, in 113-105 win at Denver.

**JAN. 19** Mo Williams named Western Conference Player of the Week for games played Jan. 12-18.

**JAN. 27** Waived center Miroslav Raduljica.

**JAN. 28** Gorgui Dieng, Zach LaVine, Shabazz Muhammad and Andrew Wiggins named to BBVA Rising Stars Challenge, marking the first time ever that four players from one team were named to the event.

**JAN. 28** Signed guard Lorenzo Brown to 10-day contract.

**JAN. 31** Andrew Wiggins poured in season-high 33 points in 106-90 loss to Cleveland at Target Center.

**FEB. 4** Andrew Wiggins named KIA Western Conference Rookie of the Month for January.

**FEB. 6** Signed guard Lorenzo Brown to second 10-day contract.

**FEB. 10** Acquired guard Gary Neal and a second round pick from the Charlotte Hornets in exchange for guards Mo Williams and Troy Daniels.

**FEB. 10** Acquired forward Adreian Payne from the Atlanta Hawks in exchange for a protected future first round pick.

**FEB. 13** Andrew Wiggins put up 22 points and 6 rebounds and is named MVP of the BBVA Rising Stars Challenge at NBA All-Star Weekend in Brooklyn.

**FEB. 14** Zach LaVine won Sprite Slam Dunk Contest at NBA All-Star Weekend in Brooklyn, becoming just the second Wolves player in history to win the award (Isaiah Rider, 1994).

**FEB. 19** Acquired forward Kevin Garnett from the Brooklyn Nets in exchange for forward Thaddeus Young.

**FEB. 19** Signed guard Lorenzo Brown for the rest of the season.

**FEB. 23** Forward Shabazz Muhammad underwent season-ending surgery to repair ruptured ligament in middle finger.

**FEB. 25** Kevin Garnett played first game in return to the Timberwolves, scoring 5 points and grabbing 8 rebounds in front of a sellout crowd in a 97-77 win against Washington.

**FEB. 25** Wolves defense allows season lows in points (77) and FG% (37.9%) in 97-77 win against Wizards.

**MAR. 2** Ricky Rubio tallies his fourth career triple-double, marking the second-most triple-doubles in franchise history, trailing only Kevin Garnett's 16.

**MAR. 4** Andrew Wiggins named KIA Western Conference Rookie of the Month for February.

**MAR. 5** Waived guard Glenn Robinson III and claimed center Justin Hamilton off waivers.

**MAR. 7** Ricky Rubio registered his 5th straight point/assist double-double with 13 points and 15 assists in 121-113 victory against Portland. Only Micheal Williams (6 from Jan. 18-29, 1993) has put together a longer such streak in franchise history.

**MAR. 9** Adreian Payne became the first NBA rookie in 2014-15 – and seventh rookie in Wolves history – to record a 15-point/15-rebound game with 16 points and 15 boards in 89-76 loss at L.A. Clippers.

**MAR. 13** Gorgui Dieng recorded fifth career 20-point/10-rebound game with 21 points and 14 rebounds in 113-99 loss at Oklahoma City.

**MAR. 13** Justin Hamilton posted his first career double-double with career highs of 17 points and 10 rebounds in loss to Oklahoma City.

**MAR. 19** Signed guard Sean Kilpatrick to 10-day contract after being granted an NBA hardship exception.

**MAR. 19** Gorgui Dieng recorded career-high six blocks to go with 19 points and 11 rebounds in 95-92 OT win at New York.

**MAR. 23** Wolves starting lineup of Lorenzo Brown, Zach LaVine, Andrew Wiggins, Adreian Payne and Gorgui Dieng marked a franchise-record-tying 26th different starting lineup for the season.

**MAR. 23** Zach LaVine recorded 27 points on season-high 5-of-6 from 3-point range in 106-104 OT win at Utah.

**MAR. 25** Chase Budinger scored season-high 22 points in 101-99 OT loss to L.A. Lakers.

**MAR. 27** Andrew Wiggins recorded 31 points on 9-of-17 shooting in 120-110 loss at Houston, his rookie-leading fourth 30-point performance of the season.

**MAR. 27** Gorgui Dieng recorded his 18th double-double of the season (27th of career) with 18 points and 12 rebounds in loss to Houston.

**MAR. 28** Waived guard Sean Kilpatrick.

**APR. 7** Signed forward Arinze Onuaku to 10-day contract.

**APR. 7** Chase Budinger scored 10+ points in 13th consecutive game off the bench in 116-111 loss at Sacramento, breaking franchise record for a reserve set by Wally Szczerbiak (12 in 2004-05).

**APR. 7** Zach LaVine recorded 21 points in 116-111 loss at Sacramento, his eighth 20-point performance of the season.

**APR. 8** Nikola Pekovic underwent season-ending surgery to repair right Achilles ailment.

**APR. 8** Chase Budinger swiped a career-high five steals in 116-91 loss at Portland.

**APR. 11** Zach LaVine scored a franchise rookie-record 37 points on 13-of-21 shooting in 110-101 loss at Golden State.

**JUNE 25** Selected Kentucky forward/center Karl-Anthony Towns (first round, 1st overall), Turkey forward Cedi Osman (2nd round, 31st overall) and Syracuse forward Rakeem Christmas (2nd round, 36th overall) in the 2015 NBA Draft. Subsequently acquired the draft rights to Tyus Jones (1st round, 24th overall) in exchange for the rights to Cedi Osman and Rakeem Christmas.

**SEPT. 11** Named Sam Mitchell interim head coach.

**SEPT. 14** Hired Arnie Kander as Vice President of Sports Performance.

**OCT. 13** Alongside the City of Minneapolis, AEG, the Timberwolves/Lynx announced an update on the renovation schedule for Target Center as well as an extension with Target for the naming rights of the building. The new timeline for renovation begins with three phases, beginning in Summer 2016.

**OCT. 18** Announced a new multi-year agreement with WCCO-AM as the team's flagship radio station.



## TEAM NAME & LOGO HISTORY

### HOW MINNESOTA'S TEAM BECAME THE TIMBERWOLVES...

Minnesota's expansion team was officially dubbed the "Timberwolves" in December of 1986, nearly three years before the first game would be played on Nov. 3, 1989, and four months before the NBA officially granted Minnesota a team. After original owners Harvey Ratner and Marv Wolfenson submitted a formal expansion proposal to the NBA Board of Governors in October of 1986, they held a "Name the Team" contest that drew 6,076 entries from across the state featuring 1,284 different proposed nicknames. The two most common submissions, Timberwolves and Polars, were deemed finalists and the 842 city councils in Minnesota were asked to submit their vote for the winner. "Timberwolves" was selected by a 2-to-1 margin. Timberwolves was a fitting name for Minnesota's new team, as the state is home to the largest wolf population in the U.S. and the International Wolf Center, a comprehensive wolf research facility, is located in Ely, Minnesota.

### 1989-90 THROUGH 1995-96 SEASONS

Similar to the naming contest, the Timberwolves held a public contest to select the team's first logo. After receiving over 2,600 submissions, some coming from as far away as Alaska and Norway, the team settled on a design submitted by Mark Thompson of Austin, Minn. Original Team President Bob Stein described the winning submission as "aggressive, but not sinister." The logo was first unveiled to the public on an oversized \$20,000 check that the team donated to the United Way on Sept. 17, 1987.



primary

secondary

### 1996-97 THROUGH 2007-08 SEASONS

Amid a display of lasers and smoke at the Mall of America's main rotunda, the Wolves turned the page on the franchise's expansion days by unveiling this new look on May 18, 1996. Owner Glen Taylor described the new logo, designed by L.A.-based Mednick Design Group, as "a step towards being more competitive, more aggressive." The new design featured a metallic color scheme and a more ferocious, intimidating wolf.



primary

secondary

### THE NEW LOOK

In honor of the Timberwolves' 20th season of play, the team's logo underwent a facelift to usher in a new era of Wolves basketball. Designed with assistance from adidas, the new version features a white accent on the face of the wolf along with a sleeker look for the tree line and text. Beginning with the 2008-09 season, the Wolves also feature a new secondary logo depicting a wolf howling at the moon with a basketball in the background. The inclusion of the basketball pays homage to the original Wolves logo, which also featured a basketball background.





**RECORDS**



## WOLVES INDIVIDUAL RECORDS

### MOST POINTS

Career:	19,079	Kevin Garnett	1995-2007, 2014-15
Season:	2,010	Kevin Love	2013-14
Game:	52	Mo Williams	@ Indiana, 1/13/15
Half:	37	Mo Williams	@ Indiana (2nd), 1/13/15
Quarter:	24	Chauncey Billups	@ Dallas (3rd), 2/19/02
Overtime:	10	Randy Foye	vs. Milwaukee, 4/16/08;
		J.J. Barea	@ Oklahoma City (2nd), 3/23/12

### MOST FIELD GOALS MADE

Career:	7,593	Kevin Garnett	1995-2007, 2014-15
Season:	804	Kevin Garnett	2003-04
Game:	19	Most recently: Mo Williams	@ Indiana, 1/13/15
Half:	13	Kevin Garnett	vs. Sacramento (1st), 2/7/01
Quarter:	9	Most recently: Thaddeus Young	@ Washington (3rd), 12/16/14
Overtime:	4	Most recently: J.J. Barea	@ Oklahoma City (2nd), 3/23/12

### MOST CONSECUTIVE FIELD GOALS MADE

13	Felton Spencer	11/7/90 to 11/13/90;
	Kevin Garnett	12/3/97 to 12/5/97;
	Kevin Garnett	2/3/06 to 2/4/06

### MOST FIELD GOALS ATTEMPTED

Career:	15,445	Kevin Garnett	1995-2007, 2014-15
Season:	1,611	Kevin Garnett	2003-04
Game:	33	Kevin Garnett	vs. New Jersey, 2/20/00;
		Mo Williams	@ Indiana, 1/13/15
Half:	21	Mo Williams	@ Indiana (2nd), 1/13/15

### HIGHEST FIELD-GOAL PERCENTAGE

Career:	.553	(832-1,505) Craig Smith	2006-09
Season:	.564	(256-454) Nikola Pekovic	2011-12
Game:	.923	(12-13) Kevin Garnett	@ Portland, 2/3/06
Half:	1.000	(9-9) Kevin Garnett	vs. Dallas (1st), 3/21/01
Quarter:	1.000	(8-8) Al Jefferson	@ Charlotte (3rd), 4/8/08;
		(8-8) Al Jefferson	vs. Memphis (4th), 2/6/10

### MOST THREE-POINT FIELD GOALS MADE

Career:	465	Anthony Peeler	1998-2003
Season:	190	Kevin Love	2013-14
Game:	8	Stephon Marbury	@ Seattle, 12/23/97;
		Kevin Love	@ San Antonio, 12/13/13
Half:	6	Most recently: Mo Williams	@ Indiana (2nd), 1/13/15
Quarter:	6	James Robinson	@ Cleveland (4th), 12/30/96
Overtime:	2	Most recently: Randy Foye	vs. Milwaukee, 4/16/08

### MOST CONSECUTIVE THREE-POINT FIELD GOALS MADE

9	Martell Webster	4/2/11 to 4/9/11
---	-----------------	------------------

### MOST CONSECUTIVE GAMES WITH A THREE-POINT FIELD GOAL

33	Corey Brewer	1/8/10 to 3/17/10
----	--------------	-------------------

### MOST THREE-POINT FIELD GOALS ATTEMPTED

Career:	1,226	Anthony Peeler	1998-2003
Season:	505	Kevin Love	2013-14
Game:	15	Eddie Griffin	@ Philadelphia, 12/8/04
Half:	11	Eddie Griffin	@ Philadelphia (1st), 12/8/04

### HIGHEST THREE-POINT FIELD-GOAL PERCENTAGE

Career:	.461	(146-317) Fred Hoiberg	2003-05
Season:	.483	(70-145) Fred Hoiberg	2004-05
Game:	1.000	(6-6) Chuck Person	vs. Miami, 2/10/93

### MOST FREE THROWS MADE

Career:	3,729	Kevin Garnett	1995-2007, 2014-15
Season:	520	Kevin Love	2013-14
Game:	19	Kevin Love	@ Milwaukee, 12/27/11
Half:	15	Tony Campbell	vs. L.A. Clippers (2nd), 3/8/90
Quarter:	13	Kevin Love	@ Milwaukee (1st), 12/27/11
Overtime:	6	Kevin Ollie	vs. Memphis, 12/29/08

### MOST CONSECUTIVE FREE THROWS MADE

97	Micheal Williams	3/24/93 to 11/9/93
----	------------------	--------------------

### MOST FREE THROWS ATTEMPTED

Career:	4,785	Kevin Garnett	1995-2007, 2014-15
Season:	633	Kevin Love	2013-14
Game:	24	Kevin Love	@ Milwaukee, 12/27/11
Half:	22	Tony Campbell	vs. L.A. Clippers (2nd), 3/8/90
Quarter:	15	Ricky Davis	vs. Memphis (4th), 2/26/06;
		Kevin Love	@ Milwaukee (1st), 12/27/11
Overtime:	6	Most recently: Kevin Love	@ Oklahoma City (1st), 3/23/12

### HIGHEST FREE-THROW PERCENTAGE

Career:	.895	(504-563) Terrell Brandon	1999-2002
Season:	.907	(419-462) Micheal Williams	1992-93
Game:	1.000	(16-16) Tony Campbell	vs. Utah, 12/17/89;
		(16-16) Micheal Williams	vs. Indiana, 4/7/93

### MOST REBOUNDS

Career:	10,568	Kevin Garnett	1995-2007, 2014-15
Season:	1,139	Kevin Garnett	2003-04
Game:	31	Kevin Love	vs. New York, 11/12/10
Half:	22	Kevin Love	vs. New York (2nd), 11/12/10
Quarter:	15	Kevin Love	vs. New York (3rd), 11/12/10
Overtime:	5	Most recently: Joe Smith	@ New York, 2/25/99

### MOST OFFENSIVE REBOUNDS

Career:	2,573	Kevin Garnett	1995-2007, 2014-15
Season:	330	Kevin Love	2010-11
Game:	12	Al Jefferson	vs. Phoenix, 11/26/08;
		Kevin Love	vs. New York, 11/12/10

### MOST DEFENSIVE REBOUNDS

Career:	7,995	Kevin Garnett	1995-2007, 2014-15
Season:	894	Kevin Garnett	2003-04
Game:	23	Kevin Garnett	@ Sacramento, 12/5/03 (OT);
		Kevin Garnett	vs. Orlando, 1/12/05;
		Al Jefferson	@ Houston, 1/13/10 (3OT)





## WOLVES INDIVIDUAL RECORDS

### MOST ASSISTS

Career:	4,154	Kevin Garnett	1995-2007, 2014-15
Season:	734	Pooh Richardson	1990-91
Game:	17	Most recently: Ricky Rubio	vs. Chicago, 11/1/14
Half:	14	Pooh Richardson	@ Washington (1st), 3/13/92
Quarter:	10	Most recently: Ricky Rubio	vs. Portland (4th), 2/4/13
Overtime:	4	Malik Sealy	vs. Toronto, 3/26/00;
		Kevin Garnett	vs. Atlanta, 4/4/00

### MOST BLOCKED SHOTS

Career:	1,580	Kevin Garnett	1995-2007, 2014-15
Season:	178	Kevin Garnett	2003-04
Game:	9	Randy Breuer	vs. Orlando, 4/13/90;
		Rasho Nesterovic	@ Dallas, 3/10/03
Half:	7	Rasho Nesterovic	vs. Sacramento (1st), 2/7/01
Quarter:	6	Rasho Nesterovic	vs. Sacramento (1st), 2/7/01
Overtime:	3	Kevin Garnett	@ New Jersey, 3/24/00

### MOST STEALS

Career:	1,287	Kevin Garnett	1995-2007, 2014-15
Season:	190	Ricky Rubio	2013-14
Game:	8	Tyrone Corbin	@ Dallas, 3/30/90;
		Terrell Brandon	@ New Jersey, 3/24/00 (OT);
		Ricky Rubio	@ Milwaukee, 4/3/13
Half:	7	Tom Gugliotta	@ Portland (1st), 2/21/95
Quarter:	7	Tom Gugliotta	@ Portland (2nd), 2/21/95
Overtime:	2	Terry Porter	@ Houston, 1/16/98;
		Ricky Davis	vs. Denver, 2/24/06

### MOST PERSONAL FOULS

Career:	2,367	Kevin Garnett	1995-2007, 2014-15
Season:	338	Sam Mitchell	1990-91
Game:	6	Several times	
Half:	6	Most recently: Michael Beasley	@ New York (2nd), 12/6/10
Quarter:	6	Gerald Glass	@ Phoenix (4th), 12/19/90;
		Doug West	@ Washington (4th), 2/17/94;
		Andrae Patterson	@ Seattle (4th), 4/21/99
Overtime:	5	Sam Mitchell	@ Golden State, 1/5/96

### MOST DISQUALIFICATIONS (6 FOULS)

Career:	31	Felton Spencer	1990-93
Season:	14	Felton Spencer	1990-91

### MOST TURNOVERS

Career:	2,388	Kevin Garnett	1995-2007, 2014-15
Season:	293	Tom Gugliotta	1996-97
Game:	10	Christian Laettner	@ Phoenix, 4/14/93;
		Christian Laettner	vs. Golden State, 2/27/94
Half:	8	Chuck Person	@ Denver (1st), 1/25/93
Quarter:	6	Most recently: Micheal Williams	@ Atlanta (1st), 3/19/93
Overtime:	3	Tyrone Corbin	@ New Jersey, 3/20/91

### MOST GAMES PLAYED

Career:	932	Kevin Garnett	1995-2007, 2014-15
Season:	82	Most recently: Andrew Wiggins	2014-15
Consecutive:	351	Kevin Garnett	2/21/02 thru 4/7/06

### MOST GAMES STARTED

Career:	895	Kevin Garnett	1995-2007, 2014-15
Season:	82	Tyrone Corbin	1990-91;
		Pooh Richardson	1990-91 and 1991-92;
		Kevin Garnett	1997-98, 2002-03, 2003-04 and 2004-05;
		Wally Szczerbiak	2000-01 and 2001-02;
		Rasho Nesterovic	2001-02;
		Latrell Sprewell	2003-04;
		Al Jefferson	2007-08;
		Corey Brewer	2009-10;
		Luke Ridnour	2012-13;
		Ricky Rubio	2013-14;
		Andrew Wiggins	2014-15
Consecutive:	351	Kevin Garnett	2/21/02 thru 4/7/06

### MOST MINUTES PLAYED

Career:	35,635	Kevin Garnett	1995-2007, 2014-15
Season:	3,321	Kevin Garnett	2002-03
Game (Reg.):	48	Most recently: J.J. Barea	vs. Golden State, 4/22/12
Game (OT):	58	Sam Mitchell	vs. Philadelphia, 2/3/91 (2OT)
Consecutive:	181	Tyrone Corbin	4/13/90 to 4/20/90
			(From start of 3rd quarter 4/13 vs. Orlando
			until 10:48 of 2nd quarter 4/20 @ Utah)



## WOLVES TEAM HIGHS

### MOST POINTS

Season:	8,768	2013-14	
Game:	143	vs. L.A. Lakers	3/28/14
1st Half:	77	@ Golden State	4/1/95
2nd Half:	74	@ Utah	11/24/97
1st Quarter:	47	@ L.A. Lakers	11/10/13
2nd Quarter:	46	vs. Charlotte	4/19/92
3rd Quarter:	42	@ Houston	1/30/12
4th Quarter:	46	vs. New Jersey	12/26/97
Overtime:	19	Most recently: vs. Memphis	12/29/08

### MOST FIELD GOALS MADE

Season:	3,366	1991-92	
Game:	55	vs. Denver	4/4/91
Half:	31	vs. Denver (1st)	4/4/91
Quarter:	19	vs. Charlotte (2nd)	4/19/92
Overtime:	7	vs. Detroit (2nd)	3/1/98;
		vs. Milwaukee	4/16/08

### MOST FIELD GOALS ATTEMPTED

Season:	7,342	1991-92	
Game:	112	vs. Philadelphia	12/13/91
Half:	62	@ San Antonio (2nd)	2/6/99
Quarter:	35	vs. Philadelphia (4th)	12/13/91
Overtime:	16	vs. Sacramento	11/5/03

### HIGHEST FIELD-GOAL PERCENTAGE

Season:	.467	(3,226-6,910) 1999-2000	
Game:	.671	(51-76) vs. L.A. Lakers	3/28/14
Half:	.743	(26-35) vs. L.A. Lakers (1st)	12/20/89
Quarter:	.857	(12-14) vs. Phoenix (2nd)	12/13/97
Overtime:	1.000	(5-5) vs. Toronto	3/26/00

### MOST THREE-POINT FIELD GOALS MADE

Season:	600	2013-14	
Game:	18	vs. Cleveland	12/4/10
Half:	12	@ Detroit (2nd)	3/26/13
Quarter:	8	@ Cleveland (4th)	12/30/96;
		@ Portland (1st)	3/3/12
Overtime:	3	@ Detroit	1/15/07

### MOST THREE-POINT FIELD GOALS ATTEMPTED

Season:	1,757	2013-14	
Game:	36	@ Oklahoma City	3/23/12 (2OT);
		vs. Brooklyn	11/22/13
Half:	20	@ Detroit (2nd)	3/26/13;
		vs. Brooklyn (2nd)	11/22/13

### HIGHEST THREE-POINT FIELD-GOAL PERCENTAGE

Season:	.378	(396-1,047) 2001-02	
Game:	1.000	(2-2) Most recently: @ Milwaukee	12/14/91

### MOST FREE THROWS MADE

Season:	1,824	1994-95	
Game:	52	@ Denver	3/3/14
Half:	32	vs. Boston (2nd)	1/21/98
Quarter:	23	vs. Utah (4th)	4/12/04
Overtime:	13	vs. Memphis	12/29/08

### MOST FREE THROWS ATTEMPTED

Season:	2,355	1994-95	
Game:	64	@ Denver	3/3/14
Half:	38	vs. Dallas (2nd)	11/12/93
Quarter:	28	vs. Utah (4th)	4/12/04
Overtime:	13	vs. Memphis	12/29/08

### HIGHEST FREE-THROW PERCENTAGE

Season:	.798	(1,794-2,247) 1992-93	
Game:	1.000	(26-26) vs. San Antonio	1/10/15

### MOST REBOUNDS

Season:	3,669	2013-14	
Game:	66	vs. Indiana	3/9/11
Half:	42	@ Phoenix (1st)	4/1/05

### MOST OFFENSIVE REBOUNDS

Season:	1,275	1990-91	
Game:	28	@ L.A. Clippers	2/15/91;
		vs. L.A. Lakers	3/16/99
Half:	19	@ Denver (2nd)	1/21/91

### MOST DEFENSIVE REBOUNDS

Season:	2,645	2003-04	
Game:	50	vs. Indiana	3/9/11
Half:	28	@ Phoenix (1st)	4/1/05;
		vs. Indiana (1st)	3/9/11

### MOST ASSISTS

Season:	2,205	1999-2000	
Game:	43	vs. Chicago	4/13/03
Half:	25	vs. Chicago (2nd)	4/13/03
Quarter:	15	Most recently: vs. Chicago (3rd)	4/13/03
Overtime:	6	vs. Atlanta	4/4/00

### MOST BLOCKED SHOTS

Season:	557	1996-97	
Game:	16	vs. Philadelphia	12/13/91
Half:	11	vs. Sacramento (1st)	2/7/01
Quarter:	8	vs. Sacramento (1st)	2/7/01
Overtime:	4	@ Denver	2/20/12

### MOST STEALS

Season:	789	1989-90	
Game:	17	Most recently: vs. Atlanta	3/26/14
Half:	13	vs. New Jersey (2nd)	10/28/09
Quarter:	8	Most recently: vs. Washington (4th)	12/26/04
Overtime:	3	Most recently: vs. Utah (2nd)	4/16/14

### MOST PERSONAL FOULS

Season:	2,074	1994-95	
Game:	37	@ Utah	11/24/97 (OT)
	36	vs. San Antonio	3/24/95;
		@ Utah	3/2/02
Half:	25	@ Phoenix (2nd)	3/14/00
Quarter:	18	@ Cleveland (4th)	12/30/96
Overtime:	8	@ Atlanta	12/28/91;
		@ Utah	11/24/97

### MOST DISQUALIFICATIONS (6 FOULS)

Season:	35	1990-91	
Game:	4	@ Detroit	1/8/00

### MOST TURNOVERS

Season:	1,478	1993-94	
Game:	29	@ New Jersey	11/4/02;
		@ Memphis	10/30/10
Half:	19	@ Vancouver (2nd)	4/3/96
Quarter:	11	Most recently: @ Utah (3rd)	1/28/11
Overtime:	5	@ New Jersey	3/20/91



## WOLVES TEAM LOWS

### FEWEST POINTS

Season:	7,522	2005-06	
Game:	61	@ New Jersey	10/31/03
1st Half:	26	@ Houston	1/17/04
2nd Half:	21	vs. Golden State	12/11/99
1st Quarter:	8	Most recently: vs. Phoenix	4/11/09
2nd Quarter:	8	Most recently: vs. Memphis	12/29/08
3rd Quarter:	7	vs. Golden State	12/11/99
4th Quarter:	7	vs. L.A. Lakers	12/20/06
Overtime:	2	vs. Sacramento	12/23/92;
		vs. Denver (2nd)	1/3/95

### FEWEST FIELD GOALS MADE

Season:	2,792	1994-95	
Game:	22	vs. Atlanta	4/12/97
Half:	7	vs. Philadelphia (2nd)	2/20/13
Quarter:	1	Most recently: vs. L.A. Clippers (4th)	3/2/15
Overtime:	1	Most recently: @ Orlando	11/7/14

### FEWEST FIELD GOALS ATTEMPTED

Season:	6,219	1994-95	
Game:	59	@ Utah	12/1/94
Half:	24	vs. Utah (2nd)	4/12/04
Quarter:	9	vs. Utah (4th)	4/12/04
Overtime:	4	Most recently: vs. Memphis	12/29/08

### LOWEST FIELD-GOAL PERCENTAGE

Season:	.425	(1,838-4,327) 1998-99	
Game:	.293	(24-82) vs. Miami	12/7/13
Half:	.190	(8-42) vs. Atlanta (2nd)	2/25/96
Quarter:	.063	(1-16) vs. Memphis (2nd)	12/29/08
Overtime:	.100	(1-10) vs. Washington	11/13/91

### FEWEST THREE-POINT FIELD GOALS MADE

Season:	73	1989-90	
Game:	0	Most recently: @ Houston	1/11/08

### FEWEST THREE-POINT FIELD GOALS ATTEMPTED

Season:	294	1989-90	
Game:	0	Most recently: @ Dallas	1/12/94

### LOWEST THREE-POINT FIELD-GOAL PERCENTAGE

Season:	.248	(73-294) 1989-90	
Game:	.000	Most attempted without a make: 12, vs. Indiana	2/17/95

### FEWEST FREE THROWS MADE

Season:	1,246	2007-08	
Game:	2	vs. Portland	2/7/96;
		vs. Phoenix	2/2/05
Half:	0	Most recently: @ Orlando (2nd)	12/17/12

### FEWEST FREE THROWS ATTEMPTED

Season:	1,693	2007-08	
Game:	5	vs. Portland	2/7/96;
		vs. Phoenix	2/2/05
Half:	0	Most recently: @ Orlando (2nd)	12/17/12

### LOWEST FREE-THROW PERCENTAGE

Season:	.735	(1,531-2,082) 1990-91	
Game:	.308	(4-13) vs. Houston	11/25/90

### FEWEST REBOUNDS

Season:	2,973	1994-95	
Game:	22	Most recently: @ L.A. Lakers	12/2/05
Half:	8	Most recently: @ L.A. Lakers (1st)	12/2/05

### FEWEST OFFENSIVE REBOUNDS

Season:	811	2005-06	
Game:	3	Most recently: vs. Orlando	4/3/15
Half:	0	Most recently: vs. Miami (1st)	2/4/15

### FEWEST DEFENSIVE REBOUNDS

Season:	2,053	1989-90	
Game:	15	Most recently: vs. Cleveland	12/15/95
Half:	4	Most recently: @ L.A. Lakers (1st)	12/2/05

### FEWEST ASSISTS

Season:	1,290	2011-12	
Game:	6	@ L.A. Clippers	12/10/96
Half:	1	@ Portland (2nd)	4/4/95
Quarter:	0	Most recently: vs. Philadelphia (2nd)	2/19/12

### FEWEST BLOCKED SHOTS

Season:	296	2013-14	
Game:	0	Most recently: @ Denver	3/3/14

### FEWEST STEALS

Season:	460	2004-05	
Game:	0	@ San Antonio	3/18/04;
		vs. Boston	2/6/05

### FEWEST PERSONAL FOULS

Season:	1,504	2013-14	
Game:	9	@ Dallas	11/30/13
Half:	2	@ San Antonio (1st)	12/13/06
Quarter:	0	Most recently: @ New York (3rd)	3/19/15

### FEWEST TURNOVERS

Season:	1,043	2003-04	
Game:	4	Most recently: vs. L.A. Lakers	1/29/12
Half:	0	@ Portland (1st)	2/27/05



## WOLVES ROOKIE RECORDS

### MOST POINTS

Season: 1,472   Christian Laettner   1992-93  
Game: 37   Zach LaVine   @ Golden State, 4/11/15

### MOST FIELD GOALS MADE

Season: 522   Isaiah Rider   1993-94  
Game: 15   Isaiah Rider   @ L.A. Clippers, 12/17/93

### MOST FIELD GOALS ATTEMPTED

Season: 1,137   Andrew Wiggins   2014-15  
Game: 27   Isaiah Rider   vs. L.A. Lakers, 3/13/94

### HIGHEST FIELD-GOAL PERCENTAGE

Season: .511   (342-669) Wally Szczerbiak   1999-2000

### MOST THREE-POINT FIELD GOALS MADE

Season: 103   Wes Johnson   2010-11  
Game: 6   Stephon Marbury   vs. New Jersey, 4/2/97;  
Wes Johnson   vs. New Orleans, 12/27/10;  
Zach LaVine   @ Golden State, 4/11/15

### MOST THREE-POINT FIELD GOALS ATTEMPTED

Season: 289   Wes Johnson   2010-11  
Game: 12   Rashad McCants   @ Toronto, 3/24/06

### MOST FREE THROWS MADE

Season: 462   Christian Laettner   1992-93  
Game: 18   Christian Laettner   vs. Sacramento, 2/18/93

### MOST FREE THROWS ATTEMPTED

Season: 553   Christian Laettner   1992-93  
Game: 20   Christian Laettner   vs. Sacramento, 2/18/93

### HIGHEST FREE-THROW PERCENTAGE

Season: .854   (164-192) Randy Foye   2006-07

### MOST REBOUNDS

Season: 734   Kevin Love   2008-09  
Game: 21   Gorgui Dieng   @ Houston, 3/20/14

### MOST OFFENSIVE REBOUNDS

Season: 274   Kevin Love   2008-09  
Game: 11   Felton Spencer   vs. L.A. Clippers, 12/11/90

### MOST DEFENSIVE REBOUNDS

Season: 537   Christian Laettner   1992-93  
Game: 17   Christian Laettner   vs. Charlotte, 3/21/93

### MOST ASSISTS

Season: 554   Pooh Richardson   1989-90  
Game: 17   Stephon Marbury   vs. Milwaukee, 4/18/97

### MOST STEALS

Season: 133   Pooh Richardson   1989-90  
Game: 6   Most recently: Ricky Rubio   @ New Jersey, 2/3/12

### MOST PERSONAL FOULS

Season: 337   Felton Spencer   1990-91

### MOST DISQUALIFICATIONS (6 FOULS)

Season: 14   Felton Spencer   1990-91

### MOST TURNOVERS

Season: 275   Christian Laettner   1992-93  
Game: 10   Christian Laettner   @ Phoenix, 4/14/93

### MOST BLOCKED SHOTS

Season: 131   Kevin Garnett   1995-96  
Game: 7   Kevin Garnett   vs. Dallas, 2/5/96;  
Dean Garrett   vs. Boston, 3/16/97

### MOST MINUTES PLAYED

Season: 2,969   Andrew Wiggins   2014-15  
Game (Reg.): 48   Most recently: Pooh Richardson   vs. Denver, 4/17/90  
Game (OT): 54   Wally Szczerbiak   @ Vancouver, 4/14/00 (2OT)

### MOST GAMES

Season: 82   Pooh Richardson   1989-90;  
Randy Foye   2006-07;  
Craig Smith   2006-07;  
Andrew Wiggins   2014-15

### MOST STARTS

Season: 82   Andrew Wiggins   2014-15





## OPPONENT INDIVIDUAL RECORDS

### MOST POINTS

Season:	181	Karl Malone, Utah (5 games)
Game:	55	Tony Parker
	53	Shaquille O'Neal
Half:	36	Carmelo Anthony
Quarter:	33	Carmelo Anthony
Overtime:	11	Ray Allen

### MOST FIELD GOALS MADE

Season:	67	David Robinson, San Antonio (6 games)
		Hakeem Olajuwon, Houston (5 games)
Game:	22	Shaquille O'Neal
		Tony Parker

### MOST FIELD GOALS ATTEMPTED

Season:	118	Hakeem Olajuwon, Houston (5 games)
Game:	36	Tony Parker
	35	Allen Iverson
		Kobe Bryant

### HIGHEST FIELD-GOAL PERCENTAGE

Season:	.938	(15-16) Dikembe Mutombo, Atlanta (2 games)
Game:	1.000	(11-11) Dikembe Mutombo

### MOST THREE-POINT FIELD GOALS MADE

Season:	22	Manu Ginobili, San Antonio (4 games)
Game:	10	Joe Dumars
		Ty Lawson

### MOST THREE-POINT FIELD GOALS ATTEMPTED

Season:	45	George McCloud, Dallas (4 games)
Game:	18	Joe Dumars

### MOST FREE THROWS MADE

Season:	62	Karl Malone, Utah (5 games)
Game:	22	Kevin Martin

### MOST FREE THROWS ATTEMPTED

Season:	77	Karl Malone, Utah (5 games)
Game:	24	Karl Malone
		Kevin Martin

### HIGHEST FREE-THROW PERCENTAGE

Season:	1.000	(29-29) Kevin Durant, Oklahoma City (4 games)
Game:	1.000	(17-17) Grant Hill

### MOST REBOUNDS

Season:	94	Dennis Rodman, San Antonio (5 games)
Game:	29	Dennis Rodman
		Dikembe Mutombo

### MOST OFFENSIVE REBOUNDS

Season:	33	Dennis Rodman, San Antonio (5 games)
Game:	15	Jayson Williams

### MOST DEFENSIVE REBOUNDS

Season:	61	Dennis Rodman, San Antonio (5 games)
Game:	20	Dennis Rodman

1989-90
vs. San Antonio, 11/5/08 (2OT)
@ Orlando, 4/20/94
@ Denver (2nd), 12/10/08
@ Denver (3rd), 12/10/08
@ Seattle, 11/4/05

1991-92;
1993-94
@ Orlando, 4/20/94;
vs. San Antonio, 11/5/08 (2OT)

1993-94
vs. San Antonio, 11/5/08 (2OT)
@ Philadelphia, 1/9/00;
@ L.A. Lakers, 3/18/07

1999-00
@ Atlanta, 12/14/99

2007-08
@ Detroit, 11/8/94;
@ Denver, 4/9/11

1995-96
@ Detroit, 11/8/94

1989-90
@ Sacramento, 3/7/08

1989-90
vs. Utah, 12/17/89;
@ Sacramento, 3/7/08

2012-13
vs. Orlando, 11/1/02

1993-94
@ San Antonio, 11/9/93;
@ Atlanta, 12/14/99

1993-94
@ New Jersey, 1/9/97

1993-94
vs. Detroit, 11/28/92

### MOST ASSISTS

Season:	78	John Stockton, Utah (5 games)
Game:	23	John Stockton

### MOST BLOCKED SHOTS

Season:	34	Dikembe Mutombo, Denver (6 games)
Game:	12	David Robinson
		@ San Antonio, 2/23/90

### MOST STEALS

Season:	21	John Stockton, Utah (5 games)
Game:	8	Most recently: Paul Millsap
		@ Utah, 3/15/12 (OT)

### MOST PERSONAL FOULS

Season:	24	Brian Williams, Denver (5 games)
		1994-95

### MOST DISQUALIFICATIONS (6 FOULS)

Season:	2	on 14 occasions
---------	---	-----------------

### MOST TURNOVERS

Season:	24	Karl Malone, Utah (5 games)
		Hakeem Olajuwon, Houston (6 games)
Game:	10	Jason Kidd
		@ Phoenix, 1/7/01

### MOST MINUTES PLAYED

Season:	258	Hakeem Olajuwon, Houston (6 games)
Game (Reg.):	48:00	Most recently: Charles Jenkins
Game (OT):	59:25	Aaron Brooks
		@ Houston, 1/13/10 (3OT)



## OPPONENT TEAM HIGHS

### MOST POINTS

Game:	152	@ Phoenix	3/16/10
1st Half:	80	@ New Orleans	11/14/14
2nd Half:	79	@ Denver	3/3/14
1st Quarter:	47	Oklahoma City @ Minnesota	4/15/15
2nd Quarter:	44	Phoenix @ Minnesota	1/27/93
3rd Quarter:	47	@ Seattle	2/22/95
4th Quarter:	45	@ Denver	3/3/14
Overtime:	19	@ Utah	11/24/97

### MOST FIELD GOALS MADE

Game:	60	@ Golden State	4/1/94;
		@ Oklahoma City	3/23/12 (2OT)

### MOST FIELD GOALS ATTEMPTED

Game:	115	Washington @ Minnesota	11/13/91 (OT)
	108	Dallas @ Minnesota	3/3/04

### HIGHEST FIELD-GOAL PERCENTAGE

Game:	.667	(46-69) @ Detroit	11/8/94;
		(56-84) @ New Orleans	11/14/14

### MOST THREE-POINT FIELD GOALS MADE

Game:	20	@ Houston	3/27/15
-------	----	-----------	---------

### MOST THREE-POINT FIELD GOALS ATTEMPTED

Game:	44	@ Houston	3/27/15
-------	----	-----------	---------

### HIGHEST THREE-POINT FIELD-GOAL PERCENTAGE

Game:	1.000	(6-6) Utah @ Minnesota	3/15/99
-------	-------	------------------------	---------

### MOST FREE THROWS MADE

Game:	51	Utah @ Minnesota	12/17/89
-------	----	------------------	----------

### MOST FREE THROWS ATTEMPTED

Game:	58	Utah @ Minnesota	12/17/89
-------	----	------------------	----------

### HIGHEST FREE-THROW PERCENTAGE

Game:	1.000	(22-22) @ Oklahoma City	2/22/13;
		(22-22) @ San Antonio	4/17/13

### MOST REBOUNDS

Game:	64	@ Golden State	12/19/92 (OT);
		@ San Antonio	2/6/99;
		@ Denver	2/5/00 (OT)

### MOST OFFENSIVE REBOUNDS

Game:	30	@ Dallas	3/22/96;
		@ Dallas	3/10/03

### MOST DEFENSIVE REBOUNDS

Game:	49	@ San Antonio	2/6/99
-------	----	---------------	--------

### MOST ASSISTS

Game:	45	@ Golden State	4/1/94
-------	----	----------------	--------

### MOST BLOCKED SHOTS

Game:	16	Philadelphia @ Minnesota	2/3/91 (2 OT);
		San Antonio @ Minnesota	12/11/91

### MOST STEALS

Game:	22	@ Golden State	11/9/09;
		@ Memphis	10/30/10

### MOST PERSONAL FOULS

Game:	39	@ Utah	11/24/97 (OT)
	37	@ Denver	3/3/14

### MOST DISQUALIFICATIONS (6 FOULS)

Game:	3	@ Denver	11/21/92;
		@ Cleveland	2/2/98;
		@ Denver	2/5/00 (OT)

### MOST TURNOVERS

Game:	29	@ Detroit	11/8/94;
		Denver @ Minnesota	1/3/95 (2OT)



## OPPONENT TEAM LOWS

### FEWEST POINTS

Game:	56	Toronto @ Minnesota	11/1/03
1st Half:	23	Utah @ Minnesota	1/18/14
2nd Half:	21	@ Indiana	12/23/06
1st Quarter:	8	Utah @ Minnesota	4/6/05
2nd Quarter:	6	Atlanta @ Minnesota	11/23/94
3rd Quarter:	7	@ Vancouver	2/19/97
4th Quarter:	8	@ Atlanta	3/1/94
Overtime:	2	L.A. Lakers @ Minnesota (2nd)	3/6/07

### FEWEST FIELD GOALS MADE

Game:	19	Toronto @ Minnesota	11/1/03
-------	----	---------------------	---------

### FEWEST FIELD GOALS ATTEMPTED

Game:	58	Utah @ Minnesota	12/17/89
-------	----	------------------	----------

### LOWEST FIELD-GOAL PERCENTAGE

Game:	.275	(19-69) Toronto @ Minnesota	11/1/03
-------	------	-----------------------------	---------

### LOWEST THREE-POINT FIELD-GOAL PERCENTAGE

Game:	.000	Most attempted without a make: 14, @ Golden State 14, @ L.A. Clippers	4/9/04; 12/31/07
-------	------	---	---------------------

### FEWEST FREE THROWS MADE

Game:	1	New Jersey @ Minnesota	2/25/04
-------	---	------------------------	---------

### FEWEST FREE THROWS ATTEMPTED

Game:	4	@ Phoenix Portland @ Minnesota	3/20/07; 3/7/12
-------	---	-----------------------------------	--------------------

### LOWEST FREE-THROW PERCENTAGE

Game:	.200	(1-5) New Jersey @ Minnesota	2/25/04
-------	------	------------------------------	---------

### FEWEST REBOUNDS

Game:	23	Detroit @ Minnesota Houston @ Minnesota	12/28/90; 2/21/96
-------	----	--	----------------------

### FEWEST OFFENSIVE REBOUNDS

Game:	2	San Antonio @ Minnesota Memphis @ Minnesota	1/27/12; 2/6/15
-------	---	--	--------------------

### FEWEST DEFENSIVE REBOUNDS

Game:	12	L.A. Lakers @ Minnesota	3/28/14
-------	----	-------------------------	---------

### FEWEST ASSISTS

Game:	7	Indiana @ Minnesota Brooklyn @ Minnesota	3/9/11; 11/22/13
-------	---	---	---------------------

### FEWEST BLOCKED SHOTS

Game:	0	Most recently: Boston @ Minnesota	3/27/11
-------	---	-----------------------------------	---------

### FEWEST STEALS

Game:	0	Boston @ Minnesota L.A. Lakers @ Minnesota	2/2/90; 1/29/12
-------	---	---	--------------------

### FEWEST PERSONAL FOULS

Game:	7	@ Dallas	12/30/08
-------	---	----------	----------

### FEWEST TURNOVERS

Game:	4	Most recently: @ L.A. Lakers	3/6/09
-------	---	------------------------------	--------



## TARGET CENTER RECORDS

### INDIVIDUAL RECORDS

#### MOST POINTS

Game:	55	Tony Parker, San Antonio	11/5/08 (2OT)
	51	Corey Brewer, Minnesota vs. Houston	4/11/14
Half:	34	Russell Westbrook, Oklahoma City (1st)	4/15/15
Quarter:	23	Baron Davis, L.A. Clippers (3rd)	1/29/10;
		Kevin Durant, Oklahoma City (4th)	1/4/14;
		Russell Westbrook, Oklahoma City (1st)	4/15/15
Overtime:	10	Randy Foye, Minnesota vs. Milwaukee	4/16/08

#### MOST FIELD GOALS MADE

Game:	22	Tony Parker, San Antonio	11/5/08 (2OT)
	19	Wally Szczerbiak, Minnesota vs. Chicago	4/13/03;
		Kevin Garnett, Minnesota vs. Phoenix	1/4/05;
		Corey Brewer, Minnesota vs. Houston	4/11/14

#### MOST FIELD GOALS ATTEMPTED

Game:	36	Tony Parker, San Antonio	11/5/08 (2OT)
	34	Michael Jordan, Washington	1/21/02;
		LeBron James, Cleveland	2/8/06

#### HIGHEST FIELD-GOAL PERCENTAGE

Game:	.923	(12-13) Hassan Whiteside, Miami	2/4/15
-------	------	---------------------------------	--------

#### MOST THREE-POINT FIELD GOALS MADE

Game:	9	Dan Majerle, Miami	1/11/00;
		Antoine Walker, Boston	11/9/02;
		Dorell Wright, Golden State	11/27/10

#### MOST THREE-POINT FIELD GOALS ATTEMPTED

Game:	17	Gary Payton, Seattle	12/23/99;
		Quentin Richardson, Phoenix	1/4/05

#### MOST FREE THROWS MADE

Game:	18	Christian Laettner, Minnesota vs. Sacramento	2/18/93;
		Kevin Love, Minnesota vs. Golden State	2/27/11

#### MOST FREE THROWS ATTEMPTED

Game:	23	Kevin Love, Minnesota vs. Golden State	2/27/11
-------	----	--	---------

#### HIGHEST FREE-THROW PERCENTAGE

Game:	1.000	(17-17) Grant Hill, Orlando	11/1/02
-------	-------	-----------------------------	---------

#### MOST REBOUNDS

Game:	31	Kevin Love, Minnesota vs. New York	11/12/10
-------	----	------------------------------------	----------

#### MOST OFFENSIVE REBOUNDS

Game:	13	Dikembe Mutombo, Denver	2/3/92
-------	----	-------------------------	--------

#### MOST DEFENSIVE REBOUNDS

Game:	23	Kevin Garnett, Minnesota vs. Orlando	1/12/05
-------	----	--------------------------------------	---------

#### MOST ASSISTS

Game:	19	Rod Strickland, San Antonio	3/3/92
-------	----	-----------------------------	--------

#### MOST BLOCKED SHOTS

Game:	10	Larry Sanders, Milwaukee	11/30/12
-------	----	--------------------------	----------

#### MOST STEALS

Game:	7	Most recently: Ricky Rubio, Minnesota vs. Denver	2/12/14
-------	---	--	---------

#### MOST TURNOVERS

Game:	10	Christian Laettner, Minnesota vs. Golden State	2/27/94
-------	----	--	---------

#### MOST MINUTES PLAYED

Game (Reg.):	48:00	Most recently: J.J. Barea, Minnesota vs. Golden State	4/22/12
		Charles Jenkins, Golden State	4/22/12
Game (OT):	58	Sam Mitchell, Minnesota vs. Philadelphia	2/3/91 (2OT)





# TARGET CENTER RECORDS

## TEAM HIGHS

### MOST POINTS

Game:	143	Minnesota vs. L.A. Lakers	3/28/14
Half:	76	Oklahoma City (1st)	4/15/15
Quarter:	47	Oklahoma City (1st)	4/15/15
Overtime:	19	Most recently: Minnesota vs. Memphis	12/29/08

### MOST FIELD GOALS MADE

Game:	56	Denver	4/26/12
-------	----	--------	---------

### MOST FIELD GOALS ATTEMPTED

Game:	115	Washington	11/13/91 (OT)
	112	Minnesota vs. Philadelphia	12/13/91

### HIGHEST FIELD-GOAL PERCENTAGE

Game:	.671	(51-76) Minnesota vs. L.A. Lakers	3/28/14
-------	------	-----------------------------------	---------

### MOST THREE-POINT FIELD GOALS MADE

Game:	18	Minnesota vs. Cleveland	12/4/10
-------	----	-------------------------	---------

### MOST THREE-POINT FIELD GOALS ATTEMPTED

Game:	40	Portland	12/18/13
-------	----	----------	----------

### MOST FREE THROWS MADE

Game:	42	Minnesota vs. Utah	4/16/14 (2OT)
	41	Most recently: Minnesota vs. Sacramento	1/15/96

### MOST FREE THROWS ATTEMPTED

Game:	55	San Antonio	3/24/95
-------	----	-------------	---------

### HIGHEST FREE-THROW PERCENTAGE

Game:	1.000	(26-26) Minnesota vs. San Antonio	1/10/15
-------	-------	-----------------------------------	---------

### MOST REBOUNDS

Game:	66	Minnesota vs. Indiana	3/9/11
-------	----	-----------------------	--------

### MOST OFFENSIVE REBOUNDS

Game:	29	Denver	2/3/92;
		Dallas	3/22/95

### MOST DEFENSIVE REBOUNDS

Game:	50	Minnesota vs. Indiana	3/9/11
-------	----	-----------------------	--------

### MOST ASSISTS

Game:	43	Minnesota vs. Chicago	4/13/03
-------	----	-----------------------	---------

### MOST BLOCKED SHOTS

Game:	16	Most recently: Minnesota vs. Philadelphia	12/13/91
-------	----	---	----------

### MOST STEALS

Game:	20	Seattle	3/17/94
-------	----	---------	---------

### MOST TURNOVERS

Game:	29	Denver	1/3/95 (2OT)
	28	Most recently: Phoenix	4/13/13

### MOST PERSONAL FOULS

Game:	36	Minnesota vs. San Antonio	3/24/95
-------	----	---------------------------	---------

## TEAM LOWS

### FEWEST POINTS

Game:	56	Toronto	11/1/03
Half:	21	Minnesota vs. Golden State (2nd)	12/11/99
Quarter:	6	Atlanta (2nd)	11/23/94
Overtime:	2	Most recently: L.A. Lakers (2nd)	3/6/07

### FEWEST FIELD GOALS MADE

Game:	19	Toronto	11/1/03
-------	----	---------	---------

### FEWEST FIELD GOALS ATTEMPTED

Game:	61	Houston	2/17/99
-------	----	---------	---------

### LOWEST FIELD-GOAL PERCENTAGE

Game:	.275	(19-69) Toronto	11/1/03
-------	------	-----------------	---------

### FEWEST FREE THROWS MADE

Game:	1	New Jersey	2/25/04
-------	---	------------	---------

### FEWEST FREE THROWS ATTEMPTED

Game:	4	Portland	3/7/12
-------	---	----------	--------

### LOWEST FREE-THROW PERCENTAGE

Game:	.200	(1-5) New Jersey	2/25/04
-------	------	------------------	---------

### FEWEST REBOUNDS

Game:	22	Minnesota vs. New York	3/24/94
-------	----	------------------------	---------

### FEWEST OFFENSIVE REBOUNDS

Game:	2	San Antonio	1/27/12;
		Memphis	2/6/15

### FEWEST DEFENSIVE REBOUNDS

Game:	12	L.A. Lakers	3/28/14
-------	----	-------------	---------

### FEWEST ASSISTS

Game:	7	Indiana	3/9/11;
		Brooklyn	11/22/13

### FEWEST BLOCKED SHOTS

Game:	0	Most recently: Boston	3/27/11
-------	---	-----------------------	---------

### FEWEST STEALS

Game:	0	Minnesota vs. Boston	2/6/05;
		L.A. Lakers	1/29/12

### FEWEST TURNOVERS

Game:	4	Most recently: Minnesota vs. L.A. Lakers	1/29/12
-------	---	--	---------

### FEWEST PERSONAL FOULS

Game:	8	Houston	2/4/00;
		Portland	3/11/08



## TWO-TEAM RECORDS

### TWO-TEAM SINGLE-GAME HIGHS

#### MOST POINTS

Game:	289	Minnesota (140) @ Oklahoma City (149)	3/23/12 (2OT)
	266	Minnesota (114) @ Phoenix (152)	3/16/10
Half:	145	Minnesota (66) @ Denver (79), 2nd half	3/3/14
Quarter:	83	Minnesota (38) @ Denver (45), 3rd quarter	11/4/94
Overtime:	33	Minnesota (15) @ Dallas (18)	2/8/94:
		Toronto (14) @ Minnesota (19)	3/26/00

#### MOST FIELD GOALS MADE

Game:	109	Minnesota (49) @ Oklahoma City (60)	3/23/12 (2OT)
	105	Minnesota (53) @ L.A. Lakers (52)	3/20/92

#### MOST FIELD GOALS ATTEMPTED

Game:	218	Washington (115) @ Minnesota (103)	11/13/91 (OT)
	207	Minnesota (108) @ Denver (99)	1/21/91

#### HIGHEST FIELD-GOAL PERCENTAGE

Game:	.583 (105-180)	Minnesota (53-99, .535) @ L.A. Lakers (52-81, .642)	3/20/92
-------	----------------	---	---------

#### MOST THREE-POINT FIELD GOALS MADE

Game:	30	Minnesota (11) @ Denver (19)	4/9/11
-------	----	------------------------------	--------

#### MOST THREE-POINT FIELD GOALS ATTEMPTED

Game:	70	Minnesota (32) @ Denver (38)	4/9/11
-------	----	------------------------------	--------

#### MOST FREE THROWS MADE

Game:	91	Utah (51) @ Minnesota (40)	12/17/89
-------	----	----------------------------	----------

#### MOST FREE THROWS ATTEMPTED

Game:	107	Utah (58) @ Minnesota (49)	12/17/89
-------	-----	----------------------------	----------

#### HIGHEST FREE-THROW PERCENTAGE

Game:	.977 (43-44)	Minnesota (24-24, 1.000) @ Phoenix (19-20, .950)	4/5/03
-------	--------------	--	--------

#### MOST REBOUNDS

Game:	123	Minnesota (65) @ Houston (58)	1/13/10 (3OT)
	120	Minnesota (56) @ San Antonio (64)	2/6/99

#### MOST OFFENSIVE REBOUNDS

Game:	51	Washington (24) @ Minnesota (27)	11/13/91 (OT)
	48	Minnesota (18) @ Dallas (30)	3/22/96

#### MOST DEFENSIVE REBOUNDS

Game:	89	Indiana (39) @ Minnesota (50)	3/9/11
-------	----	-------------------------------	--------

#### MOST ASSISTS

Game:	75	Minnesota (37) @ L.A. Lakers (38)	3/20/92
-------	----	-----------------------------------	---------

#### MOST BLOCKED SHOTS

Game:	27	Philadelphia (11) @ Minnesota (16)	12/13/91
-------	----	------------------------------------	----------

#### MOST STEALS

Game:	31	Minnesota (9) @ Memphis (22)	10/30/10
-------	----	------------------------------	----------

#### MOST PERSONAL FOULS

Game:	76	Minnesota (37) @ Utah (39)	11/24/97 (OT)
	70	Minnesota (36) @ Utah (34)	3/2/02

#### MOST DISQUALIFICATIONS (6 FOULS)

Game:	4	Minnesota (1) @ Denver (3)	11/21/92;
		Minnesota (4) @ Detroit (0)	1/8/00

#### MOST TURNOVERS

Game:	53	Minnesota (24) @ Detroit (29)	11/8/94
-------	----	-------------------------------	---------

### TWO-TEAM SINGLE-GAME LOWS

#### FEWEST POINTS

Game:	129	Toronto (56) @ Minnesota (73)	11/1/03
Half:	56	Toronto (24) @ Minnesota (32), 2nd half	11/1/03
Quarter:	22	Minnesota (14) @ L.A. Clippers (8), 3rd quarter	11/10/96;
		Chicago (8) @ Minnesota (14), 1st quarter	1/30/08
Overtime:	8	Minnesota (4) @ Charlotte (4), 1st overtime	4/12/91

#### FEWEST FIELD GOALS MADE

Game:	45	Atlanta (23) @ Minnesota (22)	4/12/97
-------	----	-------------------------------	---------

#### FEWEST FIELD GOALS ATTEMPTED

Game:	127	Minnesota (65) @ Cleveland (62)	12/19/95
-------	-----	---------------------------------	----------

#### LOWEST FIELD-GOAL PERCENTAGE

Game:	.302 (45-149)	Atlanta (23-76, .303) @ Minnesota (22-73, .301)	4/12/97
-------	---------------	---	---------

#### FEWEST FREE THROWS MADE

Game:	11	Portland (5) @ Minnesota (6)	12/14/04;
		Phoenix (9) @ Minnesota (2)	2/2/05

#### FEWEST FREE THROWS ATTEMPTED

Game:	19	Seattle (9) @ Minnesota (10)	1/22/03
-------	----	------------------------------	---------

#### LOWEST FREE-THROW PERCENTAGE

Game:	.478 (11-23)	Phoenix (9-18, .500) @ Minnesota (2-5, .400)	2/2/05
-------	--------------	--	--------

#### FEWEST REBOUNDS

Game:	53	Minnesota (25) @ Utah (28)	12/1/94
-------	----	----------------------------	---------

#### FEWEST OFFENSIVE REBOUNDS

Game:	6	Utah (3) @ Minnesota (3)	4/15/13
-------	---	--------------------------	---------

#### FEWEST DEFENSIVE REBOUNDS

Game:	34	Minnesota (15) @ L.A. Lakers (19)	12/20/94
-------	----	-----------------------------------	----------

#### FEWEST ASSISTS

Game:	20	Minnesota (6) @ L.A. Clippers (14)	11/10/96
-------	----	------------------------------------	----------

#### FEWEST BLOCKED SHOTS

Game:	0	Dallas (0) @ Minnesota (0)	4/11/07
-------	---	----------------------------	---------

#### FEWEST STEALS

Game:	4	Most recently: Portland (2) @ Minnesota (2)	1/2/08
-------	---	---	--------

#### FEWEST PERSONAL FOULS

Game:	22	Minnesota (15) @ Dallas (7)	12/30/08
-------	----	-----------------------------	----------

#### FEWEST TURNOVERS

Game:	12	Houston (7) @ Minnesota (5)	2/4/05 (OT)
-------	----	-----------------------------	-------------



## WOLVES HONOR ROLL

### NBA MOST VALUABLE PLAYER (MAURICE PODOLFF TROPHY)

2003-04   Kevin Garnett

### NBA ROOKIE OF THE YEAR (EDDIE GOTTLIEB TROPHY)

2014-15   Andrew Wiggins

### NBA MOST IMPROVED PLAYER

2010-11   Kevin Love

### J. WALTER KENNEDY CITIZENSHIP AWARD

2005-06   Kevin Garnett

### ALL-NBA TEAM

2013-14   Kevin Love (2nd)  
2011-12   Kevin Love (2nd)  
2006-07   Kevin Garnett (3rd)  
2004-05   Kevin Garnett (2nd)  
2003-04   Kevin Garnett (1st)  
Sam Cassell (2nd)  
2002-03   Kevin Garnett (1st)  
2001-02   Kevin Garnett (2nd)  
2000-01   Kevin Garnett (2nd)  
1999-00   Kevin Garnett (1st)  
1998-99   Kevin Garnett (3rd)

### ALL-ROOKIE TEAM

2014-15   Andrew Wiggins (1st)  
Zach LaVine (2nd)  
2013-14   Gorgui Dieng (2nd)  
2011-12   Ricky Rubio (1st)  
Derrick Williams (2nd)  
2010-11   Wes Johnson (2nd)  
2009-10   Jonny Flynn (2nd)  
2008-09   Kevin Love (2nd)  
2006-07   Randy Foye (1st)  
2006-07   Craig Smith (2nd)  
1999-00   Wally Szczerbiak (1st)  
1996-97   Stephon Marbury (1st)  
1995-96   Kevin Garnett (2nd)  
1993-94   Isaiah Rider (1st)  
1992-93   Christian Laettner (1st)  
1990-91   Felton Spencer (2nd)  
1989-90   Pooh Richardson (1st)

### ALL-DEFENSIVE TEAM

2006-07   Kevin Garnett (2nd)  
2005-06   Kevin Garnett (2nd)  
2004-05   Kevin Garnett (1st)  
2003-04   Kevin Garnett (1st)  
2002-03   Kevin Garnett (1st)  
2001-02   Kevin Garnett (1st)  
2000-01   Kevin Garnett (1st)  
1999-00   Kevin Garnett (1st)

### ALL-INTERVIEW TEAM

2003-04   Sam Cassell (2nd)  
Flip Saunders (2nd)  
2002-03   Kevin Garnett (2nd)  
2001-02   Kevin Garnett (1st)  
2000-01   Kevin Garnett (1st)  
1999-00   Kevin Garnett (2nd)

### ALL-STAR GAME (\*Starter)

2013-14   Kevin Love\*  
2011-12   Kevin Love  
2010-11   Kevin Love  
2006-07   Kevin Garnett\*  
2005-06   Kevin Garnett  
2004-05   Kevin Garnett\*  
2003-04   Kevin Garnett\*  
Sam Cassell  
Flip Saunders (Coach)  
2002-03   Kevin Garnett\* (**MVP**)  
2001-02   Kevin Garnett\*  
Wally Szczerbiak  
2000-01   Kevin Garnett\*  
1999-00   Kevin Garnett\*  
1997-98   Kevin Garnett\*  
1996-97   Kevin Garnett  
Tom Gugliotta

### PLAYER OF THE MONTH

2004-05   Kevin Garnett (March)  
2003-04   Kevin Garnett (April)  
2003-04   Kevin Garnett (February)  
2003-04   Kevin Garnett (January)  
2003-04   Kevin Garnett (December)  
2002-03   Kevin Garnett (April)  
2002-03   Kevin Garnett (February)  
2001-02   Kevin Garnett (February)  
1999-00   Kevin Garnett (January)

### ROOKIE OF THE MONTH

2014-15   Andrew Wiggins (February)  
2014-15   Andrew Wiggins (January)  
2014-15   Andrew Wiggins (December)  
2014-15   Andrew Wiggins (November)  
2013-14   Gorgui Dieng (March)  
2011-12   Ricky Rubio (January)  
2008-09   Kevin Love (March)  
2006-07   Randy Foye (December)  
1996-97   Stephon Marbury (January)

### COACH OF THE MONTH

2008-09   Kevin McHale (January)  
2003-04   Flip Saunders (April)  
2002-03   Flip Saunders (February)  
2000-01   Flip Saunders (January)  
1999-00   Flip Saunders (January)

### PLAYER OF THE WEEK

2014-15   Mo Williams (Jan. 19)  
2013-14   Kevin Love (Feb. 24)  
2013-14   Kevin Love (Nov. 4)  
2012-13   Nikola Pekovic (Apr. 8)  
2008-09   Al Jefferson (Jan. 5)  
2007-08   Al Jefferson (Jan. 28)  
2006-07   Kevin Garnett (Jan. 8)  
2005-06   Kevin Garnett (Jan. 16)  
2004-05   Kevin Garnett (Nov. 7)  
2003-04   Kevin Garnett (Feb. 1)  
2003-04   Kevin Garnett (Jan. 25)  
2003-04   Sam Cassell (Dec. 28)  
2003-04   Kevin Garnett (Dec. 21)  
2003-04   Kevin Garnett (Nov. 23)  
2002-03   Kevin Garnett (Nov. 24)  
2001-02   Kevin Garnett (Jan. 13)  
2001-02   Kevin Garnett (Nov. 18)  
2000-01   Kevin Garnett (Nov. 19)  
1999-00   Kevin Garnett (Mar. 26)  
1999-00   Kevin Garnett (Dec. 26)  
1999-00   Kevin Garnett (Nov. 14)  
1998-99   Kevin Garnett (Apr. 4)  
1998-99   Stephon Marbury (Feb. 21)



## WOLVES AMONG LEAGUE LEADERS

### 1989-90

Tony Campbell  
Tyrone Corbin

14th scoring (23.2)  
6th steals (2.13)

### 1990-91

Tony Campbell  
Pooh Richardson

15th scoring (21.8)  
7th assists (9.0)

### 1991-92

Pooh Richardson

7th assists (8.4)

### 1992-93

Micheal Williams

4th FT pct. (.907),  
6th assists (8.7),  
8th steals (2.17)

### 1993-94

Micheal Williams

10th assists (7.2)

### 1994-95

Isaiah Rider

19th scoring (20.4)

### 1995-96

Tom Gugliotta

10th steals (1.78)

### 1996-97

Kevin Garnett  
Tom Gugliotta  
Stephon Marbury

9th blocks (2.12)  
16th scoring (20.6)  
10th assists (7.8)

### 1997-98

Kevin Garnett  
Stephon Marbury

10th rebounds (9.6)  
4th assists (8.6)

### 1998-99

Terrell Brandon  
Kevin Garnett

5th assists (8.6)  
11th scoring (20.8),  
9th rebounds (10.4)

### 1999-00

Terrell Brandon

4th FT pct. (.899),  
5th assists (8.9),  
7th steals (1.89)  
10th scoring (22.9),  
4th rebounds (11.8)

Kevin Garnett

7th FG pct. (.511)

### 2000-01

Terrell Brandon

6th steals (2.06),  
10th assists (7.5),  
10th FT pct. (.871)  
16th scoring (22.0),  
6th rebounds (11.4)

Kevin Garnett

5th FG pct. (.510)

### 2001-02

Chauncey Billups  
Kevin Garnett

6th FT pct. (.885)  
17th scoring (21.2),  
3rd rebounds (12.1)  
4th 3FG pct. (.455)

Wally Szczerbiak

### 2002-03

Kevin Garnett

9th scoring (23.0),  
2nd rebounds (13.4)  
4th FT pct. (.900)  
5th FG pct. (.525)  
8th 3FG pct. (.410)  
5th 3FG pct. (.421)

Troy Hudson  
Rasho Nesterovic  
Anthony Peeler  
Wally Szczerbiak

### 2003-04

Sam Cassell

18th scoring (19.8),  
5th assists (7.3)  
3rd scoring (24.2),  
1st rebounds (13.9)  
4th 3FG pct. (.442)

Kevin Garnett

Fred Hoiberg

### 2004-05

Kevin Garnett

14th scoring (22.2),  
1st rebounds (13.5)  
1st 3FG pct. (.483)

Fred Hoiberg

### 2005-06

Kevin Garnett

16th scoring (21.8),  
1st rebounds (12.7),  
9th FG pct. (.526)  
10th blocks (2.11)

Eddie Griffin

### 2006-07

Kevin Garnett

14th scoring (22.4),  
1st rebounds (12.8)

### 2007-08

Al Jefferson

20th scoring (21.0),  
5th rebounds (11.1)

### 2008-09

Kevin Love

9th rebounds (9.1)

### 2010-11

Michael Beasley  
Kevin Love

20th scoring (19.2)  
18th scoring (20.2),  
1st rebounds (15.2)  
5th blocks (2.03)  
4th 3FG pct. (.440)

Darko Milicic  
Luke Ridnour

### 2011-12

Kevin Love

4th scoring (26.0),  
2nd rebounds (13.3),  
2nd minutes (39.0)  
3rd FG pct. (.564)  
6th FT pct. (.891)  
6th assists (8.2)

Nikola Pekovic  
Luke Ridnour  
Ricky Rubio

### 2012-13

Ricky Rubio

2nd steals (2.40),  
10th assists (7.3)

### 2013-14

Corey Brewer  
Kevin Love

7th steals (1.85)  
3rd rebounds (12.5),  
4th scoring (26.1)  
4th FT pct. (.891)  
2nd steals (2.32),  
4th assists (8.6)

Kevin Martin  
Ricky Rubio

### 2014-15

Kevin Martin  
Andrew Wiggins

10th FT pct. (.881)  
4th minutes (36.2)





## MISCELLANEOUS RECORDS

### WOLVES YEAR-BY-YEAR FINISH

YEAR	HEAD COACH	RECORD	DIV.	GB	CONF.	HOME	ROAD	ATTND.
1989-90	Bill Musselman	22-60	6th	34	13th	17-24	5-36	26,160
1990-91	Bill Musselman	29-53	5th	26	11th	21-20	8-33	19,011
1991-92	Jimmy Rodgers	15-67	6th	40	13th	9-32	6-35	18,757
1992-93	Rodgers/Lowe	19-63	5th	36	12th	11-30	8-33	18,405
1993-94	Sidney Lowe	20-62	5th	38	12th	13-28	7-34	17,888
1994-95	Bill Blair	21-61	6th	41	12th	13-28	8-33	14,720
1995-96	Blair/Saunders	26-56	5th	33	12th	17-24	9-32	14,285
1996-97	Flip Saunders	40-42	3rd	24	6th	25-16	15-26	17,018
1997-98	Flip Saunders	45-37	3rd	17	7th	26-15	19-22	18,014
1998-99	Flip Saunders	25-25	4th	12	8th	18-7	7-18	17,119
1999-00	Flip Saunders	50-32	3rd	5	6th	26-15	24-17	16,400
2000-01	Flip Saunders	47-35	4th	11	8th	30-11	17-24	17,497
2001-02	Flip Saunders	50-32	3rd	8	5th	29-12	21-20	17,846
2002-03	Flip Saunders	51-31	3rd	9	4th	33-8	18-23	15,700
2003-04	Flip Saunders	58-24	1st	—	1st	31-10	27-14	17,636
2004-05	Saunders/McHale	44-38	3rd	8	9th	24-17	20-21	17,181
2005-06	Dwane Casey	33-49	4th	11	14th	24-17	9-32	16,150
2006-07	Casey/Wittman	32-50	3rd	19	12th	20-21	12-29	15,999
2007-08	Randy Wittman	22-60	4th	32	13th	15-26	7-34	14,477
2008-09	Wittman/McHale	24-58	4th	30	11th	11-30	13-28	14,506
2009-10	Kurt Rambis	15-67	5th	38	15th	10-31	5-36	15,102
2010-11	Kurt Rambis	17-65	5th	38	15th	12-29	5-36	15,243
2011-12	Rick Adelman	26-40	5th	21	12th	13-20	13-20	17,491
2012-13	Rick Adelman	31-51	5th	29	12th	20-21	11-30	16,341
2013-14	Rick Adelman	40-42	3rd	19	10th	24-17	16-25	14,565
2014-15	Flip Saunders	16-66	5th	35	15th	9-32	7-34	14,528
<b>TOTALS</b>		<b>818-1266</b>				<b>501-541</b>	<b>317-725</b>	

### ALL-TIME WOLVES RECORD BY MONTH

YEAR	OCT/NOV	DECEMBER	JANUARY	FEBRUARY	MARCH	APR/MAY	OVERALL
1989-90	3-12	3-11	3-10	6-7	5-12	2-8	22-60
1990-91	5-10	3-9	6-8	4-10	4-11	7-5	29-53
1991-92	3-10	1-13	3-13	4-9	1-15	3-7	15-67
1992-93	4-7	1-12	3-11	5-8	5-13	1-12	19-63
1993-94	3-8	5-12	6-7	2-10	3-13	1-12	20-62
1994-95	1-13	5-7	4-12	4-9	5-11	2-9	21-61
1995-96	3-9	4-11	4-10	5-9	8-8	2-9	26-56
1996-97	7-8	5-10	9-6	8-3	6-10	5-5	40-42
1997-98	7-8	8-6	10-4	5-8	8-8	7-3	45-37
1998-99	—	—	—	8-5	9-8	8-12	25-25
1999-00	7-5	6-9	12-3	7-7	12-4	6-4	50-32
2000-01	8-7	9-7	12-4	5-6	8-6	5-5	47-35
2001-02	10-4	10-5	11-5	8-4	6-10	5-4	50-32
2002-03	9-8	8-6	10-6	12-1	7-8	5-2	51-31
2003-04	9-8	11-2	12-3	11-4	9-7	6-0	58-24
2004-05	8-5	8-6	8-9	4-9	10-5	6-4	44-38
2005-06	7-6	7-7	7-9	3-10	6-10	3-7	33-49
2006-07	6-8	7-7	9-8	4-8	4-11	2-8	32-50
2007-08	2-12	2-14	5-10	3-9	7-8	3-7	22-60
2008-09	4-11	2-14	10-4	2-11	3-14	3-4	24-58
2009-10	2-15	5-11	4-12	3-9	1-13	0-7	15-67
2010-11	4-13	4-12	3-11	3-10	3-12	0-7	17-65
2011-12	—	0-3	10-8	8-7	7-10	1-12	26-40
2012-13	7-8	7-5	3-12	3-10	6-11	5-5	31-51
2013-14	9-9	6-7	8-7	5-6	8-8	4-5	40-42
2014-15	4-11	1-14	3-14	5-6	3-13	0-8	16-66
<b>TOTALS</b>	<b>132-215</b>	<b>128-220</b>	<b>175-206</b>	<b>137-195</b>	<b>154-259</b>	<b>92-171</b>	<b>818-1266</b>

### RECORDS AT ALL-STAR BREAK AND AT THE HALFWAY POINT

YEAR	ALL-STAR GAME	RECORD BEFORE	RECORD AFTER	FIRST 41 GAMES	LAST 41 GAMES	OVERALL RECORD
1989-90	Feb. 11	10-36	12-24	8-33	14-27	22-60
1990-91	Feb. 10	16-29	13-24	14-27	15-26	29-53
1991-92	Feb. 9	8-38	7-29	7-34	8-33	15-67
1992-93	Feb. 21	12-35	7-28	10-31	9-32	19-63
1993-94	Feb. 13	14-32	6-30	14-27	6-35	20-62
1994-95	Feb. 12	11-36	10-25	10-31	11-30	21-61
1995-96	Feb. 11	13-32	13-24	11-30	15-26	26-56
1996-97	Feb. 9	23-25	17-17	19-22	21-20	40-42
1997-98	Feb. 8	26-20	19-17	24-17	21-20	45-37
1998-99	None	-	-	14-11	11-14	25-25
1999-00	Feb. 13	27-20	23-12	24-17	26-15	50-32
2000-01	Feb. 11	32-18	15-17	23-18	24-17	47-35
2001-02	Feb. 10	33-16	17-16	30-11	20-21	50-32
2002-03	Feb. 9	29-20	22-11	23-18	28-13	51-31
2003-04	Feb. 15	37-15	21-9	29-12	29-12	58-24
2004-05	Feb. 20	27-27	17-11	22-19	22-19	44-38
2005-06	Feb. 19	23-29	10-20	20-21	13-28	33-49
2006-07	Feb. 18	25-27	7-23	20-21	12-29	32-50
2007-08	Feb. 17	10-41	12-19	7-34	15-26	22-60
2008-09	Feb. 15	17-34	7-24	14-27	10-31	24-58
2009-10	Feb. 14	13-40	2-27	8-33	7-34	15-67
2010-11	Feb. 20	13-43	4-22	10-31	7-34	17-65
2011-12	Feb. 26	17-17	9-23	16-17	10-23	26-40
2012-13	Feb. 17	19-31	12-20	17-24	14-27	31-51
2013-14	Feb. 16	25-28	15-14	20-21	20-21	40-42
2014-15	Feb. 15	11-42	5-24	7-34	9-32	16-66

### ALL-TIME WOLVES RECORD BY DIVISION/CONFERENCE

YEAR	ATLANTIC	CENTRAL	EAST	MIDWEST	PACIFIC	WEST	OVERALL		
1989-90	6-6	4-10	10-16	6-22	6-22	12-44	22-60		
1990-91	7-5	5-9	12-14	9-19	8-20	17-39	29-53		
1991-92	2-12	2-12	4-24	9-17	2-26	11-43	15-67		
1992-93	2-12	3-11	5-23	10-16	4-24	14-40	19-63		
1993-94	5-9	2-12	7-21	5-21	8-20	13-41	20-62		
1994-95	5-9	4-10	9-19	4-22	8-20	12-42	21-61		
1995-96	3-11	6-10	9-21	10-14	7-21	17-35	26-56		
1996-97	9-5	3-13	12-18	16-8	12-16	28-24	40-42		
1997-98	7-7	8-8	15-15	14-10	16-12	30-22	45-37		
1998-99	2-1	1-2	3-3	11-9	11-13	22-22	25-25		
1999-00	6-8	12-4	18-12	18-6	14-14	32-20	50-32		
2000-01	6-8	14-2	20-10	11-13	16-12	27-25	47-35		
2001-02	10-4	11-5	21-9	15-9	14-14	29-23	50-32		
2002-03	7-7	11-5	18-12	15-9	18-10	33-19	51-31		
2003-04	10-4	14-2	24-6	14-10	20-8	34-18	58-24		
	ATL	CENT	SE	EAST	NW	SW	PAC	WEST	OVERALL
2004-05	6-4	3-7	5-5	14-16	10-6	10-8	10-8	30-22	44-38
2005-06	4-6	4-6	5-5	13-17	6-10	5-13	9-9	20-32	33-49
2006-07	6-4	5-5	3-7	14-16	6-10	5-13	7-11	18-34	32-50
2007-08	3-7	3-7	2-8	8-22	3-13	3-15	8-10	14-38	22-60
2008-09	3-7	6-4	2-8	11-19	3-13	4-14	6-12	13-39	24-58
2009-10	4-6	1-9	2-8	7-23	3-13	2-16	3-15	8-44	15-67
2010-11	3-7	6-4	1-9	10-20	1-15	3-15	3-15	7-45	17-65
2011-12	2-3	2-5	3-3	7-11	4-9	8-9	7-11	19-29	26-40
2012-13	4-6	7-3	3-7	14-16	8-10	5-13	4-12	17-35	31-51
2013-14	5-5	7-3	5-5	17-13	7-9	9-9	7-11	23-29	40-42
2014-15	4-6	3-7	2-8	9-21	4-12	1-17	2-16	7-45	16-66



## MISCELLANEOUS RECORDS

### ALL-TIME HOME OPENER RESULTS (18-8)

DATE	SCORE	SITE	ATTENDANCE
11/8/89	Chicago 96, Minnesota 84	Metrodome	35,427
11/2/90	Minnesota 98, Dallas 85	Target Center	19,006
11/1/91	Utah 112, Minnesota 97	Target Center	19,006
11/7/92	Golden State 121, Minnesota 119 (OT)	Target Center	19,006
11/6/93	Utah 105, Minnesota 95	Target Center	18,827
11/5/94	Houston 115, Minnesota 85	Target Center	16,578
11/7/95	Minnesota 93, L.A. Lakers 92	Target Center	14,756
11/1/96	Minnesota 82, San Antonio 78	Target Center	18,109
10/31/97	Minnesota 129, Golden State 113	Target Center	16,784
2/9/99	Minnesota 74, San Antonio 70	Target Center	16,422
11/11/99	Minnesota 93, New York 90	Target Center	18,397
11/4/00	Minnesota 99, Sacramento 91	Target Center	19,006
10/30/01	Minnesota 83, Philadelphia 74	Target Center	18,697
10/30/02	Minnesota 83, Denver 77	Target Center	16,113
10/29/03	Minnesota 95, Milwaukee 89	Target Center	17,784
11/3/04	Minnesota 99, New York 93	Target Center	17,295
11/2/05	Minnesota 90, Portland 86	Target Center	16,799
11/1/06	Minnesota 92, Sacramento 83	Target Center	19,356
11/2/07	Denver 99, Minnesota 91	Target Center	19,443
10/29/08	Minnesota 98, Sacramento 96	Target Center	17,820
10/28/09	Minnesota 95, New Jersey 93	Target Center	18,358
10/27/10	Sacramento 117, Minnesota 116	Target Center	17,067
12/26/11	Oklahoma City 104, Minnesota 100	Target Center	19,406
11/2/12	Minnesota 92, Sacramento 80	Target Center	19,356
10/30/13	Minnesota 120, Orlando 115 (OT)	Target Center	17,988
10/30/14	Minnesota 97, Detroit 91	Target Center	18,296

### ALL-TIME OPENING GAME RESULTS (15-11)

DATE	SCORE	SITE	ATTENDANCE
11/3/89	Seattle 106, Minnesota 94	Seattle Coliseum	13,805
11/2/90	Minnesota 98, Dallas 85	Target Center	19,006
11/1/91	Utah 112, Minnesota 97	Target Center	19,006
11/6/92	Boston 113, Minnesota 92	Boston Garden	14,890
11/5/93	Detroit 104, Minnesota 99	The Palace	21,454
11/4/94	Denver 130, Minnesota 108	McNichols Arena	17,171
11/3/95	Sacramento 95, Minnesota 86	ARCO Arena	17,319
11/1/96	Minnesota 82, San Antonio 78	Target Center	18,109
10/31/97	Minnesota 129, Golden State 113	Target Center	16,784
2/5/99	Minnesota 110, Denver 92	McNichols Arena	17,171
11/5/99	Sacramento 100, Minnesota 95	Tokyo Dome	32,623
10/31/00	Minnesota 106, Houston 98	Compaq Center	11,327
10/30/01	Minnesota 83, Philadelphia 74	Target Center	18,697
10/30/02	Minnesota 83, Denver 77	Target Center	16,113
10/29/03	Minnesota 95, Milwaukee 89	Target Center	17,784
11/3/04	Minnesota 99, New York 93	Target Center	17,295
11/2/05	Minnesota 90, Portland 86	Target Center	16,799
11/1/06	Minnesota 92, Sacramento 83	Target Center	19,356
11/2/07	Denver 99, Minnesota 91	Target Center	19,443
10/29/08	Minnesota 98, Sacramento 96	Target Center	17,820
10/28/09	Minnesota 95, New Jersey 93	Target Center	18,358
10/27/10	Sacramento 117, Minnesota 116	Target Center	17,067
12/26/11	Oklahoma City 104, Minnesota 100	Target Center	19,406
11/2/12	Minnesota 92, Sacramento 80	Target Center	19,356
10/30/13	Minnesota 120, Orlando 115 (OT)	Target Center	17,988
10/29/14	Memphis 105, Minnesota 101	FedExForum	17,731

### GAMES WITH LARGEST MARGINS

#### BIGGEST WINS

MARGIN	OPPONENT	SCORE	DATE	SITE
53	Chicago	127-74	11/8/01	Target Center
42	Oklahoma City	129-87	1/7/09	Target Center
39	Golden State	122-83	2/23/01	Target Center
36	L.A. Lakers	143-107	3/28/14	Target Center
35	Philadelphia	119-84	12/8/04	Wachovia Center
35	Washington	109-74	12/26/04	Target Center
34	Cleveland	129-95	12/4/10	Target Center
32	Dallas	103-71	1/2/93	Target Center
32	Houston	122-90	3/30/00	Target Center
32	Toronto	112-80	3/19/02	Target Center
31	Vancouver	113-82	11/27/99	Target Center
31	L.A. Clippers	95-64	1/15/03	Staples Center
31	Phoenix	117-86	3/22/13	US Airways Center
31	Philadelphia	126-95	1/6/14	Wells Fargo Center
30	Brooklyn	111-81	11/22/13	Target Center

#### BIGGEST ROAD WINS

MARGIN	OPPONENT	SCORE	DATE	SITE
35	Philadelphia	119-84	12/8/04	Wachovia Center
31	L.A. Clippers	95-64	1/15/03	Staples Center
31	Phoenix	117-86	3/22/13	US Airways Center
31	Philadelphia	126-95	1/6/14	Wells Fargo Center
29	Golden State	113-84	3/11/98	New Arena in Oakland
29	Orlando	100-71	11/7/03	TD Waterhouse Centre

#### BIGGEST LOSSES

MARGIN	OPPONENT	SCORE	DATE	SITE
48	New Orleans	91-139	11/14/14	Smoothie King Center
42	Orlando	86-128	11/3/10	Amway Center
41	Miami	72-113	3/5/96	Miami Arena
41	Golden State	105-146	11/9/09	Oracle Arena
39	Indiana	75-114	4/16/95	Market Square Arena
38	Philadelphia	71-109	11/25/94	Target Center
38	San Antonio	84-122	12/30/95	Alamodome
38	Phoenix	114-152	3/16/10	US Airways Center
37	Seattle	87-124	12/5/92	Seattle Center Coliseum
37	Golden State	109-146	4/1/94	Oakland Coliseum
37	Seattle	93-130	2/14/96	KeyArena
35	Utah	80-115	1/30/95	Delta Center

#### BIGGEST HOME LOSSES

MARGIN	OPPONENT	SCORE	DATE	SITE
38	Philadelphia	71-109	11/25/94	Target Center
32	Indiana	78-110	2/17/95	Target Center
32	New Orleans	90-122	4/9/08	Target Center
32	Sacramento	95-127	3/20/11	Target Center
30	Houston	85-115	11/5/94	Target Center



## MISCELLANEOUS RECORDS

### ALL-TIME COMEBACKS

DEFICIT	SCORE/TIME	VS./@ OPPONENT	FINAL SCORE	DATE
25	16-41 10:14, 2nd	vs. Charlotte	105-101	3/1/96
24	55-79 6:02, 3rd	@ Houston	124-122 (OT)	2/17/92
24	50-74 5:53, 3rd	@ Dallas	113-110 (OT)	1/17/98
22	49-71 9:36, 3rd	@ Brooklyn	107-96	11/5/12
21	24-45 10:09, 2nd	vs. Indiana	131-118	12/21/07
21	57-78 9:02, 3rd	vs. New York	112-103	11/12/10
20	44-64 5:29, 3rd	@ Seattle	100-96 (OT)	3/15/91
20	16-36 0:26, 1st	@ Washington	89-87	4/21/91
20	33-53 4:40, 2nd	@ Charlotte	102-96	1/1/07
20	31-51 3:04, 2nd	vs. Philadelphia	108-103 (OT)	1/18/10

### LEADS THAT GOT AWAY

LEAD	SCORE/TIME	VS./@ OPPONENT	FINAL SCORE	DATE
29	70-41 10:26, 3rd	@ Dallas	100-107	12/30/08
25	88-63 5:56, 3rd	vs. Seattle	106-114	3/27/07
22	80-58 5:43, 3rd	vs. Dallas	103-107	12/18/01
22	51-29 9:19, 2nd	vs. Phoenix	120-127	3/23/14
21	75-54 4:29, 3rd	vs. Portland	102-107	11/15/91
21	46-25 9:11, 2nd	vs. Phoenix	116-117 (OT)	1/27/93
21	63-42 0:24, 2nd	vs. Atlanta	87-94	11/24/07
21	43-22 6:50, 2nd	vs. Detroit	90-94	4/1/08
21	64-43 9:00, 3rd	vs. San Antonio	109-113 (OT)	11/24/10
21	55-34 0:58, 2nd	vs. Golden State	88-93	4/22/12
20	36-16 0:46, 1st	@ Orlando	86-90	11/21/96
20	43-23 9:04, 2nd	vs. Golden State	76-104	12/11/99
20	49-29 1:53, 2nd	vs. Golden State	94-97	4/4/12
20	59-39 11:41, 3rd	@ Houston	100-108	3/15/13

### TOP SCORING GAMES OFF THE BENCH

PTS	PLAYER	OPPONENT	DATE
34	Wally Szczerbiak	@ Seattle	1/21/05
34	Rashad McCants	Denver	1/4/08
34	Michael Beasley	@ Houston	1/30/12
32	Gerald Glass	@ L.A. Lakers	12/23/90
30	Isaiah Rider	vs. Miami	3/3/96
29	Sam Mitchell	vs. Golden State	2/20/91

### TOP SCORING GAMES OFF THE BENCH VS. MINNESOTA

PTS	PLAYER	TEAM	DATE
41	Todd Day	@ Boston	12/22/95
34	Danny Ainge	Phoenix	1/7/94
33	Cuttino Mobley	@ Houston	10/31/00
31	Clifford Robinson	Portland	12/8/93
31	Johnny Newman	@ Denver	11/28/97
31	Ben Gordon	@ Chicago	12/11/04
31	Manu Ginobili	San Antonio	11/30/07
31	Al Harrington	@ Denver	2/20/12 (OT)

### LONGEST WINNING STREAKS

11	1/17/01-2/7/01
10	3/26/04-11/3/04
9	12/30/01-1/15/02
7	1/9/98-1/21/98
7	2/19/03-3/2/03

### LONGEST HOME WINNING STREAKS

17	1/8/03-3/2/03
14	12/16/03-2/6/04
12	3/20/98-2/22/99
10	2/23/01-4/6/01
9	12/21/01-1/26/02

### LONGEST ROAD WINNING STREAKS

6	1/8/00-1/25/00
6	12/3/03-12/23/03
5	2/25/00-3/11/00
5	1/17/01-2/3/01
5	3/26/04-4/14/04
5	11/28/04-12/8/04
5	11/26/05-12/7/05

### LONGEST LOSING STREAKS

18	3/13/11-12/30/11
16	2/29/92-3/29/92
16	4/8/94-11/12/94
16	2/24/10-3/28/10
15	10/30/09-11/27/09
15	12/12/14-1/10/15

### LONGEST HOME LOSING STREAKS

14	4/9/94-12/14/94
11	1/28/09-3/9/09
10	3/27/07-11/6/07
10	2/10/10-3/28/10
10	12/12/14-1/23/15

### LONGEST ROAD LOSING STREAKS

22	12/9/89-3/23/90
17	2/24/10-11/9/10
16	11/28/07-1/19/08
14	1/17/94-3/8/94
14	2/21/06-4/11/06

### YEARLY STATISTICAL RANKINGS

YEAR	PTS		FG%		FT%	REB	AST	STL	TO	BLK
	OFF	DEF	OFF	DEF						
1989-90	27	2	26	18	19	21	24	6	2	22
1990-91	26	9	25	23	23	17	21	13	1	11
1991-92	23	19	22	23	20	26	14	24	4	7
1992-93	27	15	18	24	2	25	18	18	24	11
1993-94	26	16	19	17	2	16	17	26	27	12
1994-95	26	17	21	19	3	27	21	24	25	14
1995-96	19	23	18	18	1	19	14	13	26	7
1996-97	17	17	13	13	9	24	9	24	9	2
1997-98	2	25	8	15	15	18	3	22	1	13
1998-99	11	16	23	16	9	15	2	13	1	10
1999-00	13	11	2	10	7	8	1	17	4	11
2000-01	7	14	6	22	4	15	2	6	4	10
2001-02	5	16	5	14	2	1	2	28	4	16
2002-03	7	18	2	10	10	9	2	29	6	15
2003-04	10	7	2	4	5	9	6	26	2	7
2004-05	16	9	4	7	1	9	4	30	2	10
2005-06	28	8	11	9	11	24	12	19	17	5
2006-07	20	19	13	16	3	20	7	28	21	24
2007-08	26	21	18	27	21	13	26	12	17	29
2008-09	21	22	29	26	15	3	17	28	17	28
2009-10	20	29	25	25	22	19	24	13	30	28
2010-11	10	30	27	23	13	3	25	17	30	10
2011-12	10	25	27	22	10	15	24	26	21	24
2012-13	20	15	24	24	21	10	16	5	20	19
2013-14	3	26	23	29	9	10	5	3	8	30
2014-15	23	30	24	30	6	24	16	9	23	27



## MISCELLANEOUS RECORDS

### ALL-TIME OVERTIME RECORD

YEAR	GAMES	HOME W-L	ROAD W-L	TOTAL W-L
1989-90	7	1-3	0-3	1-6
1990-91	7	1-0	2-4	3-4
1991-92	5	0-2	2-1	2-3
1992-93	6	0-4	0-2	0-6
1993-94	2	0-1	0-1	0-2
1994-95	3	1-1	0-1	1-2
1995-96	4	0-1	0-3	0-4
1996-97	3	1-0	1-1	2-1
1997-98	9	3-2	2-2	5-4
1998-99	1	0-0	0-1	0-1
1999-00	8	4-1	3-0	7-1
2000-01	6	3-0	1-2	4-2
2001-02	4	0-0	2-2	2-2
2002-03	5	2-1	1-1	3-2
2003-04	3	0-1	2-0	2-1
2004-05	3	0-1	1-1	1-2
2005-06	6	1-2	0-3	1-5
2006-07	10	4-1	2-3	6-4
2007-08	2	1-1	0-0	1-1
2008-09	4	2-1	0-1	2-2
2009-10	2	1-0	0-1	1-1
2010-11	4	0-3	0-1	0-4
2011-12	3	0-0	0-3	0-3
2012-13	2	1-0	0-1	1-1
2013-14	5	1-1	2-1	3-2
2014-15	5	0-2	2-1	2-3
TOTALS	119	27-29	23-40	50-69

### OVERTIME SUMMARY

DATE	SITE	W/L	MIN-OPP
<b>ATLANTA (1-3)</b>			
1/5/91	The Omni	L	112-117
12/28/91	The Omni	L	122-125
12/13/94	The Omni	L	83-85
4/4/00	Target Center	W	86-76
<b>BOSTON (1-2)</b>			
12/15/92	Target Center	L	119-124 (2OT)
2/1/02	FleetCenter	W	98-95
3/4/07	TD Banknorth Garden	L	117-124(2OT)
<b>BROOKLYN (1-3)</b>			
3/20/91	Brendan Byrne Arena	L	111-118
1/20/96	Continental Air Arena	L	97-103
3/24/00	Continental Air Arena	W	116-115
12/19/01	Continental Air Arena	L	112-117
<b>CHARLOTTE (0-2)</b>			
4/12/91	Charlotte Coliseum	L	110-111 (2OT)
1/5/11	Target Center	L	105-108
<b>CHICAGO (2-0)</b>			
11/13/03	United Center	W	92-89
1/25/09	Target Center	W	109-108
<b>CLEVELAND (1-1)</b>			
2/2/91	Richfield Coliseum	L	110-113
3/21/00	Target Center	W	111-107
<b>DALLAS (6-1)</b>			
11/20/90	Reunion Arena	W	92-91
2/8/94	Reunion Arena	L	105-108
2/27/97	Reunion Arena	W	107-105 (2OT)

1/17/98	Reunion Arena	W	113-110
2/15/98	Target Center	W	105-99
12/15/12	Target Center	W	114-106
3/19/14	American Airlines Center	W	123-122

<b>DENVER (3-6)</b>			
3/31/92	McNichols Arena	W	121-114
1/3/95	Target Center	L	99-108 (2OT)
12/28/96	Target Center	W	103-96
2/5/00	Pepsi Center	W	105-97
2/15/00	Target Center	L	104-107
11/8/00	Pepsi Center	L	107-109
11/4/04	Pepsi Center	L	92-94
2/24/06	Target Center	L	101-102
2/20/12	Pepsi Center	L	101-103
3/1/98	Target Center	W	115-113 (2OT)
1/15/07	The Palace	W	94-90
1/19/07	Target Center	L	98-104(2OT)

<b>GOLDEN STATE (1-5)</b>			
12/27/91	Target Center	L	102-106
11/7/92	Target Center	L	119-121
12/19/92	Oakland Coliseum	L	116-122
1/5/96	Oakland Coliseum	L	119-122
4/2/06	Target Center	W	106-104
11/11/08	Oracle Arena	L	110-113

<b>HOUSTON (4-4)</b>			
2/17/92	The Summit	W	124-122
4/22/93	The Summit	L	110-112
1/16/98	The Summit	W	116-115
2/20/98	Target Center	W	100-95
2/4/05	Target Center	L	113-119
1/7/07	Target Center	W	103-99
1/13/10	Toyota Center	L	114-120 (3OT)
12/5/14	Target Center	L	112-114

<b>INDIANA (2-1)</b>			
12/12/89	Market Square Arena	L	112-113
12/16/00	Target Center	W	113-110
11/16/01	Conseco Fieldhouse	W	120-113 (2OT)

<b>L.A. CLIPPERS (1-3)</b>			
3/26/90	L.A. Sports Arena	L	96-101
12/4/04	Staples Center	W	107-100
11/5/05	Staples Center	L	99-100
12/22/13	Staples Center	L	116-120

<b>L.A. LAKERS (1-2)</b>			
12/20/89	Metrodome	L	97-106
3/6/07	Target Center	W	117-107 (2OT)
3/26/15	Target Center	L	99-101

<b>MEMPHIS (3-3)</b>			
11/5/95	General Motors Place	L	98-100
4/14/00	General Motors Place	W	104-94 (2OT)
11/19/02	Target Center	W	110-106
4/19/06	Target Center	L	92-102 (2OT)
2/9/07	FedExForum	L	97-105
12/29/08	Target Center	W	108-98

<b>MIAMI (1-1)</b>			
3/2/94	Target Center	L	100-108
4/4/14	AmericanAirlines Arena	W	122-121 (2OT)

<b>MILWAUKEE (2-1)</b>			
4/14/95	Target Center	W	104-100
12/27/95	Target Center	L	93-99
4/16/08	Target Center	W	110-101

### NEW ORLEANS (0-0)

<b>NEW YORK (1-1)</b>			
2/25/99	Madison Sq. Garden	L	113-115
3/19/15	Madison Sq. Garden	W	95-92

<b>OKLAHOMA CITY (3-5)</b>			
3/15/91	Seattle Ctr. Coliseum	W	100-96
3/8/98	Target Center	L	98-99
3/5/00	Target Center	W	105-100
3/4/01	Target Center	W	119-111
11/4/05	KeyArena	L	102-107
3/2/08	Target Center	L	108-111
1/26/11	Target Center	L	117-118
3/23/12	Ches. Energy Arena	L	140-149 (2OT)

<b>ORLANDO (2-1)</b>			
4/1/07	Amway Arena	W	105-104
10/30/13	Target Center	W	120-115
11/7/14	Amway Center	L	103-112

<b>PHILADELPHIA (5-1)</b>			
11/10/89	Metrodome	W	125-118
2/3/91	Target Center	W	110-102 (2OT)
12/11/00	First Union Center	W	96-91
12/12/05	Wachovia Center	L	89-90
1/5/07	Target Center	W	104-102
1/18/10	Target Center	W	108-103

<b>PHOENIX (0-5)</b>			
3/10/90	Metrodome	L	98-101
1/27/93	Target Center	L	116-117
1/18/02	America West Arena	L	100-103
4/11/11	US Airways Center	L	127-135
2/26/13	US Airways Center	L	83-84

<b>PORTLAND (0-3)</b>			
11/7/96	Rose Garden	L	94-95
12/14/02	Target Center	L	92-98
1/24/07	Rose Garden	L	98-101

<b>SACRAMENTO (2-3)</b>			
12/23/92	Target Center	L	96-102
1/10/03	Target Center	W	115-109
3/5/03	ARCO Arena	L	95-96
11/5/03	Target Center	L	121-125
12/5/03	ARCO Arena	W	112-109

<b>SAN ANTONIO (3-3)</b>			
11/17/00	Target Center	W	99-94
3/14/01	Alamodome	L	100-106
3/21/03	SBC Center	W	101-94
1/3/07	Target Center	W	103-101
11/5/08	Target Center	L	125-129 (2OT)
11/24/10	Target Center	L	109-113

<b>TORONTO (1-1)</b>			
1/24/98	SkyDome	L	107-113
3/26/00	Target Center	W	106-101

<b>UTAH (1-5)</b>			
11/21/89	Metrodome	L	101-103
2/13/90	Salt Palace	L	104-110
11/24/97	Delta Center	L	124-133
3/15/12	EnergySolutions Arena	L	105-111
4/16/14	Target Center	L	130-136 (2OT)
3/23/15	EnergySolutions Arena	W	106-104

<b>WASHINGTON (0-2)</b>			
11/13/91	Target Center	L	114-119
11/13/97	Target Center	L	88-91



## MISCELLANEOUS RECORDS

### TRIPLE-DOUBLES

PLAYER	OPPONENT	DATE	STATISTICS
Tyrone Corbin	Dallas	1/2/91	10 Pts, 13 Reb, 10 Ast
Micheal Williams	Boston	12/15/92	16 Pts, 10 Reb, 14 Ast
Micheal Williams	@ Golden State	12/19/92	27 Pts, 13 Reb, 15 Ast
Kevin Garnett	Denver	1/3/98	18 Pts, 13 Reb, 10 Ast
Kevin Garnett	@ Atlanta	12/14/99	22 Pts, 15 Reb, 10 Ast
Terrell Brandon	@ Philadelphia	1/9/00	27 Pts, 10 Reb, 14 Ast
Bobby Jackson	Sacramento	1/31/00	17 Pts, 11 Reb, 12 Ast
Kevin Garnett	@ Portland*	4/23/00	12 Pts, 10 Reb, 11 Ast
Kevin Garnett	Portland*	4/30/00	23 Pts, 13 Reb, 10 Ast
Kevin Garnett	@ Detroit	12/15/00	26 Pts, 13 Reb, 10 Ast
Terrell Brandon	Golden State	2/23/01	27 Pts, 10 Reb, 16 Ast
Kevin Garnett	Detroit	2/28/01	18 Pts, 10 Reb, 10 Ast
Chauncey Billups	Memphis	4/3/02	26 Pts, 11 Reb, 10 Ast
Kevin Garnett	Orlando	11/1/02	23 Pts, 14 Reb, 10 Ast
Kevin Garnett	Sacramento	11/27/02	20 Pts, 13 Reb, 10 Ast
Kevin Garnett	@ Chicago	12/27/02	25 Pts, 15 Reb, 10 Ast
Kevin Garnett	@ Phoenix	3/9/03	29 Pts, 14 Reb, 12 Ast
Kevin Garnett	Portland	3/16/03	17 Pts, 11 Reb, 10 Ast
Kevin Garnett	@ Portland	4/6/03	16 Pts, 14 Reb, 12 Ast
Kevin Garnett	Dallas	12/18/03	35 Pts, 10 Reb, 10 Ast
Kevin Garnett	@ Golden State	1/28/04	20 Pts, 20 Reb, 10 Ast
Sam Cassell	San Antonio	3/23/04	14 Pts, 10 Reb, 11 Ast
Kevin Garnett	Denver*	4/21/04	20 Pts, 22 Reb, 10 Ast
Kevin Garnett	Golden State	4/13/05	21 Pts, 15 Reb, 11 Ast
Kevin Garnett	Golden State	2/7/07	17 Pts, 15 Reb, 10 Ast
Kevin Garnett	Boston	2/11/07	26 Pts, 11 Reb, 10 Ast
Kevin Garnett	@ Boston	3/4/07	33 Pts, 13 Reb, 10 Ast
J.J. Barea	@ Oklahoma City	3/23/12	25 Pts, 10 Reb, 14 Ast
Ricky Rubio	San Antonio	3/12/13	21 Pts, 13 Reb, 12 Ast
Ricky Rubio	@ L.A. Lakers	11/10/13	12 Pts, 10 Reb, 14 Ast
Kevin Love	@ Utah	2/22/14	37 Pts, 12 Reb, 10 Ast
Ricky Rubio	@ Dallas	3/19/14	22 Pts, 10 Reb, 15 Ast
Kevin Love	L.A. Lakers	3/28/14	22 Pts, 10 Reb, 10 Ast
Kevin Love	Memphis	4/2/14	24 Pts, 16 Reb, 10 Ast
Ricky Rubio	L.A. Clippers	3/2/15	18 Pts, 12 Reb, 11 Ast

(\*Playoff game)

### OPPONENTS TRIPLE-DOUBLES

PLAYER	TEAM	DATE	STATISTICS
David Robinson	@ San Antonio	2/23/90	24 Pts, 12 Reb, 12 Blk
Kevin Johnson	@ Phoenix	3/23/90	13 Pts, 10 Reb, 18 Ast
Clyde Drexler	Portland	1/15/91	32 Pts, 10 Reb, 11 Ast
Larry Johnson	@ Charlotte	3/18/93	11 Pts, 12 Reb, 10 Ast
David Robinson	@ San Antonio	11/9/93	43 Pts, 11 Reb, 10 Blk
David Robinson	@ San Antonio	1/11/94	27 Pts, 12 Reb, 10 Ast
Oliver Miller	@ Phoenix	2/9/94	14 Pts, 15 Reb, 11 Ast
Billy Owens	@ Miami	1/5/95	19 Pts, 10 Reb, 10 Ast
Larry Johnson	@ Charlotte	1/11/95	23 Pts, 10 Reb, 10 Ast
Jason Kidd	@ Dallas	4/7/95	11 Pts, 10 Reb, 13 Ast
Dikembe Mutombo	@ Denver	12/2/95	22 Pts, 16 Reb, 10 Blk
Grant Hill	@ Detroit	3/21/97	22 Pts, 11 Reb, 10 Ast
Jason Kidd	@ Phoenix	4/8/97	15 Pts, 10 Reb, 13 Ast
Antoine Walker	Boston	1/15/01	20 Pts, 12 Reb, 12 Ast
Jason Kidd	@ Phoenix	2/14/01	19 Pts, 10 Reb, 12 Ast
Jamaal Tinsley	Indiana	3/15/02	11 Pts, 10 Reb, 10 Ast
Jason Kidd	@ New Jersey	10/31/03	21 Pts, 11 Reb, 14 Ast
Andre Miller	@ Denver	1/26/04	24 Pts, 10 Reb, 10 Ast
Chauncey Billups	@ Detroit	2/20/04	20 Pts, 10 Reb, 11 Ast
Lamar Odom	L.A. Lakers	2/13/08	10 Pts, 16 Reb, 10 Ast
Russell Westbrook	Oklahoma City	2/21/10	22 Pts, 10 Reb, 14 Ast
Andre Iguodala	@ Philadelphia	3/4/11	22 Pts, 10 Reb, 13 Ast
Goran Dragic	Houston	4/13/11	11 Pts, 11 Reb, 11 Ast
Kyle Lowry	Houston	1/23/12	16 Pts, 10 Reb, 10 Ast
Larry Sanders	Milwaukee	11/30/12	10 Pts, 12 Reb, 10 Blk
Kevin Durant	@ Oklahoma City	12/1/13	32 Pts, 10 Reb, 12 Ast
Kyle Lowry	Toronto	3/9/14	20 Pts, 12 Reb, 11 Ast
Joakim Noah	Chicago	4/9/14	15 Pts, 13 Reb, 10 Ast
Michael Carter-Williams	@ Philadelphia	1/30/15	17 Pts, 10 Reb, 10 Ast
James Harden	@ Houston	2/23/15	31 Pts, 10 Reb, 10 Ast
Russell Westbrook	@ Oklahoma City	3/13/15	29 Pts, 10 Reb, 12 Ast





## MISCELLANEOUS RECORDS

### SINGLE GAME

LONGEST GAME (REGULATION):	2:40	vs. Philadelphia, 2/1/04; @ L.A. Clippers, 1/20/12
LONGEST GAME (OVERTIME):	3:10	vs. Detroit, 3/1/98 (2OT); vs. L.A. Lakers, 3/6/07 (2OT); @ Houston, 1/13/10 (3OT)
SHORTEST GAME:	1:46	@ Houston, 1/24/91
MOST POINTS SCORED BY MINNESOTA IN A LOSS:	140	@ Oklahoma City (149), 3/23/12 (2OT)
	125	vs. Houston (129), 1/24/11
FEWEST POINTS SCORED BY MINNESOTA IN A VICTORY:	73	vs. Toronto (56), 11/1/03
MOST CONSECUTIVE POINTS SCORED, TEAM:	21	vs. Seattle, 3rd & 4th quarters, 1/31/90
MOST CONSECUTIVE POINTS SCORED TO OPEN GAME, TEAM:	16	@ Miami, 4/14/97
MOST CONSECUTIVE POINTS ALLOWED, TEAM:	23	@ Sacramento, 2nd & 3rd quarters, 3/14/10
MOST CONSECUTIVE POINTS ALLOWED TO OPEN GAME, TEAM:	15	@ New York, 1/26/10
MOST PLAYERS SCORING IN DOUBLE FIGURES:	8	Most recently: vs. Utah, 4/16/14 (2OT) (Martin 36, Love 19, Rubio 14, Cunningham 13, Turiaf 12, Brewer 11, Shved 11, Hummel 10)
MOST PLAYERS SCORING 20 OR MORE POINTS:	4	Most recently: @ Phoenix, 4/11/11 (OT) (Beasley 26, Randolph 24, Tolliver 22, Ridnour 21)
MOST POINTS OFF THE BENCH:	74	vs. Sacramento, 4/15/09
QUICKEST DISQUALIFICATION ON PERSONAL FOULS:	6 minutes	Sam Mitchell, vs. L.A. Lakers, 3/17/90
EARLIEST DISQUALIFICATION ON PERSONAL FOULS:	6:54, 3rd quarter	Tod Murphy, @ San Antonio, 1/6/90
MOST TECHNICAL FOULS, TEAM:	6	Most recently: vs. Portland, 12/23/05 Kevin Garnett, Michael Olowokandi 2, 3 Defensive Three Seconds. (Referees: McCutchen, Grillo, Zielinski.)
MOST TECHNICAL FOULS, BOTH TEAMS:	10	Most recently: vs. Portland, 12/23/05 MIN: Kevin Garnett, Michael Olowokandi 2, 3 Defensive Three Seconds; POR: Nate McMillan 2, Joel Przybilla, 1 Defensive Three Seconds. (Referees: McCutchen, Grillo, Zielinski.)

### SEASON – INDIVIDUAL

MOST GAMES WITH 40 OR MORE POINTS:	6	Kevin Love, 2013-14
MOST GAMES WITH 30 OR MORE POINTS:	25	Kevin Love, 2013-14
MOST GAMES WITH 20 OR MORE POINTS:	67	Kevin Garnett, 2003-04
MOST GAMES WITH 10 OR MORE POINTS:	82	Tony Campbell, 1989-90; Kevin Garnett, 97-98, 02-03, 03-04, 04-05
MOST GAMES WITH 10 OR MORE POINTS AND REBOUNDS:	71	Kevin Garnett, 2003-04
MOST CONSECUTIVE GAMES WITH 30 OR MORE POINTS:	6	Kevin Love (2/10/14 thru 2/25/14)
MOST CONSECUTIVE GAMES WITH 20 OR MORE POINTS:	16	Kevin Garnett (11/29/00 thru 12/28/00); Kevin Garnett (2/2/03 thru 3/5/03)
MOST CONSECUTIVE GAMES WITH 10 OR MORE POINTS:	398	Kevin Garnett (10/30/02 thru 4/9/07)
MOST CONSECUTIVE GAMES WITH 10 OR MORE POINTS AND REBOUNDS:	53	Kevin Love (11/22/10 thru 3/11/11)
MOST TIMES LED OR SHARED SCORING LEAD:	60	Kevin Garnett, 2002-03

### SEASON – TEAM

MOST 100-POINT GAMES:	59	2013-14
MOST CONSECUTIVE 100-POINT GAMES:	11	1/10/98 thru 2/1/98
MOST GAMES UNDER 100 POINTS:	64	2005-06
MOST CONSECUTIVE GAMES UNDER 100 POINTS:	16	12/6/94 thru 1/11/95; 3/10/04 thru 4/9/04
MOST 100-POINT GAMES ALLOWED:	65	2014-15
MOST CONSECUTIVE 100-POINT GAMES ALLOWED:	24	2/15/92 thru 3/31/92
MOST GAMES HOLDING THE OPPONENT UNDER 100 POINTS:	71	2003-04
MOST CONSECUTIVE GAMES HOLDING THE OPPONENT UNDER 100:	13	Most recently: 1/6/04 thru 1/30/04
MOST GAMES TO SHOOT .500+:	31	1999-00
MOST CONSECUTIVE GAMES TO SHOOT .500+:	5	1/6/00 thru 1/13/00
MOST CONSECUTIVE GAMES TO SHOOT UNDER .500:	24	11/30/14 thru 1/16/15
MOST GAMES FOR THE OPPONENT TO SHOOT .500+:	41	1992-93
MOST CONSECUTIVE GAMES FOR THE OPPONENT TO SHOOT .500+:	6	12/18/90 thru 12/30/90
MOST CONSECUTIVE GAMES FOR THE OPPONENT TO SHOOT UNDER .500:	24	1/13/00 thru 2/29/00



## YEAR-BY-YEAR LEADERS

### TOTAL POINTS

14-15	Andrew Wiggins	1,387
13-14	Kevin Love	2,010
12-13	Nikola Pekovic	1,011
11-12	Kevin Love	1,432
10-11	Kevin Love	1,476
09-10	Al Jefferson	1,301
08-09	Al Jefferson	1,156
07-08	Al Jefferson	1,726
06-07	Kevin Garnett	1,704
05-06	Kevin Garnett	1,656
04-05	Kevin Garnett	1,817
03-04	Kevin Garnett	1,987
02-03	Kevin Garnett	1,883
01-02	Kevin Garnett	1,714
00-01	Kevin Garnett	1,784
99-00	Kevin Garnett	1,857
98-99	Kevin Garnett	977
97-98	Kevin Garnett	1,518
96-97	Tom Gugliotta	1,672
95-96	Isaiah Rider	1,470
94-95	Isaiah Rider	1,532
93-94	Isaiah Rider	1,313
92-93	Doug West	1,543
91-92	Pooh Richardson	1,350
90-91	Tony Campbell	1,678
89-90	Tony Campbell	1,903

### SCORING AVERAGE

14-15	Andrew Wiggins	16.9
13-14	Kevin Love	26.1
12-13	Derrick Williams	12.0
11-12	Kevin Love	26.0
10-11	Kevin Love	20.2
09-10	Al Jefferson	17.1
08-09	Randy Foye	16.3
07-08	Al Jefferson	21.0
06-07	Kevin Garnett	22.4
05-06	Kevin Garnett	21.8
04-05	Kevin Garnett	22.2
03-04	Kevin Garnett	24.2
02-03	Kevin Garnett	23.0
01-02	Kevin Garnett	21.2
00-01	Kevin Garnett	22.0
99-00	Kevin Garnett	22.9
98-99	Kevin Garnett	20.8
97-98	Kevin Garnett	18.5
96-97	Tom Gugliotta	20.6
95-96	Isaiah Rider	19.6
94-95	Isaiah Rider	20.4
93-94	Christian Laettner	16.8
92-93	Doug West	19.3
91-92	Tony Campbell	16.8
90-91	Tony Campbell	21.8
89-90	Tony Campbell	23.2

### FIELD GOALS MADE

14-15	Andrew Wiggins	497
13-14	Kevin Love	650
12-13	Nikola Pekovic	385
11-12	Kevin Love	474
10-11	Michael Beasley	561
09-10	Al Jefferson	560
08-09	Al Jefferson	485
07-08	Al Jefferson	721
06-07	Kevin Garnett	638
05-06	Kevin Garnett	626
04-05	Kevin Garnett	683
03-04	Kevin Garnett	804
02-03	Kevin Garnett	743
01-02	Kevin Garnett	659
00-01	Kevin Garnett	704
99-00	Kevin Garnett	759
98-99	Kevin Garnett	414
97-98	Kevin Garnett	635
96-97	Tom Gugliotta	592
95-96	Isaiah Rider	560
94-95	Isaiah Rider	558
93-94	Isaiah Rider	522
92-93	Doug West	646
91-92	Pooh Richardson	587
90-91	Tony Campbell	652
89-90	Tony Campbell	723

### FIELD GOALS ATTEMPTED

14-15	Andrew Wiggins	1,137
13-14	Kevin Love	1,422
12-13	Luke Ridnour	811
11-12	Kevin Love	1,059
10-11	Michael Beasley	1,246
09-10	Al Jefferson	1,125
08-09	Randy Foye	981
07-08	Al Jefferson	1,441
06-07	Kevin Garnett	1,341
05-06	Kevin Garnett	1,191
04-05	Kevin Garnett	1,360
03-04	Kevin Garnett	1,611
02-03	Kevin Garnett	1,481
01-02	Kevin Garnett	1,401
00-01	Kevin Garnett	1,475
99-00	Kevin Garnett	1,526
98-99	Kevin Garnett	900
97-98	Kevin Garnett	1,293
96-97	Tom Gugliotta	1,339
95-96	Isaiah Rider	1,206
94-95	Isaiah Rider	1,249
93-94	Isaiah Rider	1,115
92-93	Doug West	1,249
91-92	Pooh Richardson	1,261
90-91	Tony Campbell	1,502
89-90	Tony Campbell	1,581

### FIELD-GOAL PERCENTAGE (MIN. 300 FGM)

14-15	Andrew Wiggins	(497-1,137) .437
13-14	Nikola Pekovic	(378-700) .540
12-13	Nikola Pekovic	(385-741) .520
11-12	Nikola Pekovic	(256-454) .564
10-11	Kevin Love	(482-1,026) .470
09-10	Al Jefferson	(560-1,125) .498
08-09	Al Jefferson	(485-975) .497
07-08	Al Jefferson	(721-1,441) .500
06-07	Mark Blount	(427-839) .509
05-06	Kevin Garnett	(626-1,191) .526
04-05	Wally Szczerbiak	(465-919) .506
03-04	Kevin Garnett	(804-1,611) .499
02-03	Rasho Nesterovic	(400-762) .525
01-02	Wally Szczerbiak	(609-1,200) .508
00-01	Wally Szczerbiak	(469-920) .510
99-00	Wally Szczerbiak	(342-669) .511
98-99	Kevin Garnett	(414-900) .460
97-98	Tom Gugliotta	(319-635) .502
96-97	Kevin Garnett	(549-1,100) .499
95-96	Kevin Garnett	(361-735) .491
94-95	Christian Laettner	(450-920) .489
93-94	Doug West	(434-891) .487
92-93	Doug West	(646-1,249) .517
91-92	Doug West	(463-894) .518
90-91	Pooh Richardson	(635-1,350) .470
89-90	Tyrone Corbin	(521-1,083) .481

### FREE THROWS MADE

14-15	Andrew Wiggins	354
13-14	Kevin Love	520
12-13	Nikola Pekovic	241
11-12	Kevin Love	379
10-11	Kevin Love	424
09-10	Kevin Love	225
08-09	Kevin Love	265
07-08	Al Jefferson	284
06-07	Kevin Garnett	416
05-06	Kevin Garnett	396
04-05	Kevin Garnett	445
03-04	Kevin Garnett	368
02-03	Kevin Garnett	377
01-02	Kevin Garnett	359
00-01	Kevin Garnett	357
99-00	Kevin Garnett	309
98-99	Kevin Garnett	145
97-98	Stephon Marbury	329
96-97	Tom Gugliotta	464
95-96	Tom Gugliotta	289
94-95	Christian Laettner	409
93-94	Christian Laettner	375
92-93	Christian Laettner	462
91-92	Tony Campbell	240
90-91	Tony Campbell	358
89-90	Tony Campbell	448

### FREE THROWS ATTEMPTED

14-15	Andrew Wiggins	466
13-14	Kevin Love	633
12-13	Nikola Pekovic	324
11-12	Kevin Love	460
10-11	Kevin Love	499
09-10	Kevin Love	276
08-09	Kevin Love	336
07-08	Al Jefferson	394
06-07	Kevin Garnett	498
05-06	Kevin Garnett	489
04-05	Kevin Garnett	549
03-04	Kevin Garnett	465
02-03	Kevin Garnett	502
01-02	Kevin Garnett	448
00-01	Kevin Garnett	467
99-00	Kevin Garnett	404
98-99	Kevin Garnett	206
97-98	Stephon Marbury	450
96-97	Tom Gugliotta	566
95-96	Tom Gugliotta	374
94-95	Christian Laettner	500
93-94	Christian Laettner	479
92-93	Christian Laettner	553
91-92	Tony Campbell	299
90-91	Tony Campbell	446
89-90	Tony Campbell	569

### FREE-THROW PERCENTAGE (MIN. 125 FTM)

14-15	Kevin Martin	(170-193) .881
13-14	Kevin Martin	(303-340) .891
12-13	Luke Ridnour	(139-164) .848
11-12	Luke Ridnour	(106-119) .891
10-11	Kevin Love	(424-499) .850
09-10	Jonny Flynn	(223-270) .826
08-09	Randy Foye	(230-272) .846
07-08	Ryan Gomes	(190-229) .830
06-07	Randy Foye	(164-192) .854
05-06	Wally Szczerbiak	(163-182) .896
04-05	Sam Cassell	(134-155) .865
03-04	Sam Cassell	(289-331) .873
02-03	Troy Hudson	(208-231) .900
01-02	Chauncey Billups	(207-234) .885
00-01	Terrell Brandon	(195-224) .871
99-00	Terrell Brandon	(187-208) .899
98-99	Sam Mitchell	(126-165) .764
97-98	Terry Porter	(167-195) .856
96-97	Tom Gugliotta	(464-566) .820
95-96	Isaiah Rider	(248-296) .838
94-95	Doug West	(206-246) .837
93-94	Micheal Williams	(333-397) .839
92-93	Micheal Williams	(419-462) .907
91-92	Doug West	(186-231) .805
90-91	Tony Campbell	(358-446) .803
89-90	Tony Campbell	(448-569) .787



## YEAR-BY-YEAR LEADERS

### THREE-POINT FG MADE

14-15	Kevin Martin	75
13-14	Kevin Love	190
12-13	J.J. Barea	97
11-12	Kevin Love	105
10-11	Wes Johnson	103
09-10	Corey Brewer	82
08-09	Randy Foye	111
07-08	Rashad McCants	142
06-07	Ricky Davis	123
05-06	Rashad McCants	67
04-05	Troy Hudson	89
03-04	Latrell Sprewell	99
02-03	Troy Hudson	97
01-02	Chauncey Billups	124
00-01	Anthony Peeler	100
99-00	Anthony Peeler	85
98-99	Anthony Peeler	34
97-98	Stephon Marbury	95
96-97	Stephon Marbury, James Robinson	102
95-96	Isaiah Rider	102
94-95	Isaiah Rider	139
93-94	Chuck Person	100
92-93	Chuck Person	118
91-92	Pooh Richardson	53
90-91	Scott Brooks	45
89-90	Pooh Richardson	23

### THREE-POINT FG ATTEMPTED

14-15	Kevin Martin	191
13-14	Kevin Love	505
12-13	Alexey Shved	288
11-12	Kevin Love	282
10-11	Wes Johnson	289
09-10	Corey Brewer	237
08-09	Randy Foye	308
07-08	Rashad McCants	349
06-07	Ricky Davis	310
05-06	Rashad McCants	180
04-05	Troy Hudson	258
03-04	Latrell Sprewell	299
02-03	Troy Hudson	266
01-02	Chauncey Billups	315
00-01	Anthony Peeler	256
99-00	Anthony Peeler	255
98-99	Anthony Peeler	114
97-98	Stephon Marbury	304
96-97	Stephon Marbury	288
95-96	Isaiah Rider	275
94-95	Isaiah Rider	396
93-94	Chuck Person	272
92-93	Chuck Person	332
91-92	Pooh Richardson	155
90-91	Scott Brooks	135
89-90	Pooh Richardson	83

### THREE-POINT FG PERCENTAGE (MIN. 55 3FGM)

14-15	Kevin Martin	(75-191) .393
13-14	Kevin Martin	(115-297) .387
12-13	J.J. Barea	(97-280) .346
11-12	Kevin Love	(105-282) .372
10-11	Luke Ridnour	(81-184) .440
09-10	Wayne Ellington	(64-162) .395
08-09	Mike Miller	(85-225) .378
07-08	Randy Foye	(61-148) .412
06-07	Ricky Davis	(123-310) .397
05-06	Wally Szczerbiak	(58-143) .406
04-05	Fred Hoiberg	(70-145) .483
03-04	Fred Hoiberg	(76-172) .442
02-03	Wally Szczerbiak	(61-145) .421
01-02	Wally Szczerbiak	(87-191) .455
00-01	Anthony Peeler	(100-256) .391
99-00	Anthony Peeler	(85-255) .333
98-99	Dennis Scott	(29-68) .426
97-98	Anthony Peeler	(48-106) .453
96-97	James Robinson	(102-267) .382
95-96	Isaiah Rider	(102-275) .371
94-95	Isaiah Rider	(139-396) .351
93-94	Chuck Person	(100-272) .368
92-93	Chuck Person	(118-332) .355
91-92	no qualifiers	
90-91	no qualifiers	
89-90	no qualifiers	

### OFFENSIVE REBOUNDS

14-15	Gorgui Dieng	223
13-14	Kevin Love	224
12-13	Nikola Pekovic	230
11-12	Kevin Love	226
10-11	Kevin Love	330
09-10	Kevin Love	227
08-09	Kevin Love	274
07-08	Al Jefferson	308
06-07	Kevin Garnett	183
05-06	Kevin Garnett	214
04-05	Kevin Garnett	247
03-04	Kevin Garnett	245
02-03	Kevin Garnett	244
01-02	Kevin Garnett	243
00-01	Kevin Garnett	219
99-00	Kevin Garnett	223
98-99	Kevin Garnett	166
97-98	Kevin Garnett	222
96-97	Kevin Garnett	190
95-96	Tom Gugliotta	176
94-95	Sean Rooks	165
93-94	Christian Laettner	160
92-93	Christian Laettner	171
91-92	Felton Spencer	167
90-91	Felton Spencer	272
89-90	Tyrone Corbin	219

### DEFENSIVE REBOUNDS

14-15	Gorgui Dieng	386
13-14	Kevin Love	739
12-13	Derrick Williams	334
11-12	Kevin Love	508
10-11	Kevin Love	782
09-10	Al Jefferson	523
08-09	Kevin Love	460
07-08	Al Jefferson	603
06-07	Kevin Garnett	792
05-06	Kevin Garnett	752
04-05	Kevin Garnett	861
03-04	Kevin Garnett	894
02-03	Kevin Garnett	858
01-02	Kevin Garnett	738
00-01	Kevin Garnett	702
99-00	Kevin Garnett	733
98-99	Kevin Garnett	323
97-98	Kevin Garnett	564
96-97	Tom Gugliotta	515
95-96	Tom Gugliotta	514
94-95	Christian Laettner	449
93-94	Christian Laettner	442
92-93	Christian Laettner	537
91-92	Sam Mitchell	315
90-91	Tyrone Corbin	404
89-90	Tyrone Corbin	385

### TOTAL REBOUNDS

14-15	Gorgui Dieng	609
13-14	Kevin Love	963
12-13	Nikola Pekovic	545
11-12	Kevin Love	734
10-11	Kevin Love	1,112
09-10	Al Jefferson	703
08-09	Kevin Love	734
07-08	Al Jefferson	911
06-07	Kevin Garnett	975
05-06	Kevin Garnett	966
04-05	Kevin Garnett	1,108
03-04	Kevin Garnett	1,139
02-03	Kevin Garnett	1,102
01-02	Kevin Garnett	981
00-01	Kevin Garnett	921
99-00	Kevin Garnett	956
98-99	Kevin Garnett	489
97-98	Kevin Garnett	786
96-97	Tom Gugliotta	702
95-96	Tom Gugliotta	690
94-95	Christian Laettner	613
93-94	Christian Laettner	602
92-93	Christian Laettner	708
91-92	Sam Mitchell	473
90-91	Felton Spencer	641
89-90	Tyrone Corbin	604

### ASSISTS

14-15	Zach LaVine	276
13-14	Ricky Rubio	703
12-13	Ricky Rubio	418
11-12	Ricky Rubio	336
10-11	Luke Ridnour	384
09-10	Jonny Flynn	356
08-09	Sebastian Telfair	343
07-08	Sebastian Telfair	355
06-07	Ricky Davis	385
05-06	Kevin Garnett	308
04-05	Kevin Garnett	466
03-04	Sam Cassell	592
02-03	Kevin Garnett	495
01-02	Chauncey Billups	450
00-01	Terrell Brandon	583
99-00	Terrell Brandon	629
98-99	Terrell Brandon	205
97-98	Stephon Marbury	704
96-97	Stephon Marbury	522
95-96	Terry Porter	452
94-95	Winston Garland	318
93-94	Micheal Williams	512
92-93	Micheal Williams	661
91-92	Pooh Richardson	685
90-91	Pooh Richardson	734
89-90	Pooh Richardson	554

### STEALS

14-15	Andrew Wiggins, Thaddeus Young	86
13-14	Ricky Rubio	190
12-13	Ricky Rubio	137
11-12	Ricky Rubio	91
10-11	Corey Brewer, Luke Ridnour	89
09-10	Corey Brewer	117
08-09	Sebastian Telfair	73
07-08	Marko Jaric	97
06-07	Kevin Garnett	89
05-06	Marko Jaric	108
04-05	Kevin Garnett	121
03-04	Kevin Garnett	120
02-03	Kevin Garnett	113
01-02	Kevin Garnett	96
00-01	Terrell Brandon	161
99-00	Terrell Brandon	134
98-99	Kevin Garnett	78
97-98	Kevin Garnett	139
96-97	Tom Gugliotta	130
95-96	Tom Gugliotta	139
94-95	Christian Laettner	101
93-94	Micheal Williams	118
92-93	Micheal Williams	165
91-92	Pooh Richardson	119
90-91	Tyrone Corbin	162
89-90	Tyrone Corbin	175



## YEAR-BY-YEAR LEADERS

### BLOCKED SHOTS

14-15	Gorgui Dieng.....	126
13-14	Dante Cunningham.....	57
12-13	Greg Stiemsma.....	90
11-12	Wes Johnson.....	48
10-11	Darko Milicic.....	140
09-10	Al Jefferson.....	98
08-09	Al Jefferson.....	83
07-08	Al Jefferson.....	119
06-07	Kevin Garnett.....	126
05-06	Eddie Griffin.....	148
04-05	Eddie Griffin.....	118
03-04	Kevin Garnett.....	178
02-03	Kevin Garnett.....	129
01-02	Kevin Garnett.....	126
00-01	Kevin Garnett.....	145
99-00	Kevin Garnett.....	126
98-99	Kevin Garnett.....	83
97-98	Kevin Garnett.....	150
96-97	Kevin Garnett.....	163
95-96	Kevin Garnett.....	131
94-95	Christian Laettner.....	87
93-94	Christian Laettner.....	86
92-93	Christian Laettner.....	83
91-92	Thurl Bailey.....	102
90-91	Felton Spencer.....	121
89-90	Randy Breuer.....	75

### PERSONAL FOULS

14-15	Andrew Wiggins.....	190
13-14	Ricky Rubio.....	218
12-13	Luke Ridnour.....	187
11-12	Kevin Love.....	152
10-11	Darko Milicic.....	229
09-10	Corey Brewer.....	224
08-09	Kevin Love.....	205
07-08	Rashad McCants.....	234
06-07	Mark Blount.....	239
05-06	Kevin Garnett.....	206
04-05	Kevin Garnett.....	207
03-04	Sam Cassell.....	247
02-03	Rasho Nesterovic.....	256
01-02	Rasho Nesterovic.....	262
00-01	LaPhonso Ellis.....	290
99-00	Joe Smith.....	302
98-99	Kevin Garnett.....	152
97-98	Cherokee Parks.....	237
96-97	Tom Gugliotta.....	237
95-96	Tom Gugliotta.....	265
94-95	Christian Laettner.....	302
93-94	Christian Laettner.....	264
92-93	Christian Laettner.....	290
91-92	Felton Spencer.....	241
90-91	Sam Mitchell.....	338
89-90	Sam Mitchell.....	301

### DISQUALIFICATIONS

14-15	Gorgui Dieng, Ricky Rubio.....	1
13-14	Kevin Martin, Ricky Rubio.....	2
12-13	Greg Stiemsma.....	3
11-12	Darko Milicic.....	2
10-11	Wes Johnson, Darko Milicic.....	4
09-10	Corey Brewer.....	4
08-09	Craig Smith.....	4
07-08	Rashad McCants.....	3
06-07	Blount, Garnett, Smith.....	2
05-06	Blount, Garnett, Hassell, Jaric.....	3
04-05	Michael Olowokandi.....	3
03-04	Michael Olowokandi.....	3
02-03	Rasho Nesterovic.....	9
01-02	Rasho Nesterovic.....	3
00-01	LaPhonso Ellis.....	7
99-00	Rasho Nesterovic.....	9
98-99	Kevin Garnett.....	5
97-98	Stanley Roberts.....	5
96-97	Tom Gugliotta, Doug West.....	3
95-96	Christian Laettner.....	4
94-95	Christian Laettner, Doug West.....	4
93-94	Christian Laettner.....	6
92-93	Felton Spencer.....	10
91-92	Felton Spencer.....	7
90-91	Felton Spencer.....	14
89-90	Tony Campbell, Sam Mitchell.....	7

### TURNOVERS

14-15	Zach LaVine.....	193
13-14	Ricky Rubio.....	222
12-13	Ricky Rubio.....	172
11-12	Ricky Rubio.....	131
10-11	Michael Beasley.....	195
09-10	Jonny Flynn.....	233
08-09	Randy Foye.....	150
07-08	Rashad McCants.....	172
06-07	Ricky Davis.....	210
05-06	Kevin Garnett.....	180
04-05	Kevin Garnett.....	222
03-04	Sam Cassell.....	220
02-03	Kevin Garnett.....	229
01-02	Kevin Garnett.....	229
00-01	Kevin Garnett.....	230
99-00	Kevin Garnett.....	268
98-99	Kevin Garnett.....	135
97-98	Stephon Marbury.....	256
96-97	Tom Gugliotta.....	293
95-96	Tom Gugliotta.....	234
94-95	Isaiah Rider.....	232
93-94	Christian Laettner.....	259
92-93	Christian Laettner.....	275
91-92	Pooh Richardson.....	204
90-91	Tyrone Corbin.....	209
89-90	Tony Campbell.....	251

### GAMES PLAYED

14-15	Andrew Wiggins.....	82
13-14	Ricky Rubio.....	82
12-13	Luke Ridnour.....	82
11-12	Derrick Williams.....	66
10-11	Wes Johnson.....	79
09-10	Corey Brewer, Ramon Sessions.....	82
08-09	Ryan Gomes.....	82
07-08	Ryan Gomes, Al Jefferson.....	82
06-07	Blount, Foye, James, Smith.....	82
05-06	Rashad McCants.....	79
04-05	Kevin Garnett, Trenton Hassell.....	82
03-04	Kevin Garnett, Latrell Sprewell.....	82
02-03	Garnett, Gill, Peeler.....	82
01-02	Billups, Nesterovic, Peeler, Szczerbak.....	82
00-01	Ellis, Mitchell, Szczerbak.....	82
99-00	Nesterovic, Peeler, Sealy.....	82
98-99	Bobby Jackson, Sam Mitchell.....	50
97-98	Garnett, Marbury, Porter.....	82
96-97	Sam Mitchell, Terry Porter.....	82
95-96	Terry Porter.....	82
94-95	Christian Laettner.....	81
93-94	Mike Brown.....	82
92-93	Christian Laettner.....	81
91-92	Brooks, Mitchell, Richardson.....	82
90-91	Corbin, Mitchell, Richardson.....	82
89-90	Campbell, Corbin, Richardson.....	82

### MINUTES PLAYED

14-15	Andrew Wiggins.....	2,969
13-14	Kevin Love.....	2,797
12-13	Luke Ridnour.....	2,474
11-12	Kevin Love.....	2,145
10-11	Kevin Love.....	2,611
09-10	Corey Brewer.....	2,482
08-09	Ryan Gomes.....	2,614
07-08	Al Jefferson.....	2,919
06-07	Ricky Davis.....	3,021
05-06	Kevin Garnett.....	2,957
04-05	Kevin Garnett.....	3,121
03-04	Kevin Garnett.....	3,231
02-03	Kevin Garnett.....	3,321
01-02	Kevin Garnett.....	3,175
00-01	Kevin Garnett.....	3,202
99-00	Kevin Garnett.....	3,243
98-99	Kevin Garnett.....	1,780
97-98	Kevin Garnett.....	3,222
96-97	Tom Gugliotta.....	3,131
95-96	Tom Gugliotta.....	2,835
94-95	Christian Laettner.....	2,770
93-94	Christian Laettner.....	2,428
92-93	Doug West.....	3,104
91-92	Pooh Richardson.....	2,922
90-91	Tyrone Corbin.....	3,196
89-90	Tony Campbell.....	3,164



# INDIVIDUAL SEASON HIGHS

## TOTAL POINTS

Kevin Love.....	2,010	13-14
Kevin Garnett.....	1,987	03-04
Tony Campbell.....	1,903	89-90
Kevin Garnett.....	1,883	02-03
Kevin Garnett.....	1,857	99-00

## SCORING AVERAGE

Kevin Love.....	26.1	13-14
Kevin Love.....	26.0	11-12
Kevin Garnett.....	24.2	03-04
Tony Campbell.....	23.2	89-90
Kevin Garnett.....	23.0	02-03

## FIELD GOALS MADE

Kevin Garnett.....	804	03-04
Kevin Garnett.....	759	99-00
Kevin Garnett.....	743	02-03
Tony Campbell.....	723	89-90
Al Jefferson.....	721	07-08

## FIELD GOALS ATTEMPTED

Kevin Garnett.....	1,611	03-04
Tony Campbell.....	1,581	89-90
Kevin Garnett.....	1,526	99-00
Tony Campbell.....	1,502	90-91
Kevin Garnett.....	1,481	02-03

## FIELD-GOAL PERCENTAGE (MIN. 300 FGM)

Nikola Pekovic.....	564	11-12
Nikola Pekovic.....	540	13-14
Kevin Garnett.....	526	05-06
Rasho Nesterovic.....	525	02-03
Nikola Pekovic.....	520	12-13

## FREE THROWS MADE

Kevin Love.....	520	13-14
Tom Gugliotta.....	464	96-97
Christian Laettner.....	462	92-93
Tony Campbell.....	448	89-90
Kevin Garnett.....	445	04-05

## FREE THROWS ATTEMPTED

Kevin Love.....	633	13-14
Tony Campbell.....	569	89-90
Tom Gugliotta.....	566	96-97
Christian Laettner.....	553	92-93
Kevin Garnett.....	549	04-05

## FREE-THROW PERCENTAGE (MIN. 125 FTM)

Micheal Williams.....	907	92-93
Troy Hudson.....	900	02-03
Terrell Brandon.....	899	99-00
Wally Szczerbiak.....	896	05-06
Kevin Martin.....	891	13-14

## THREE-POINT FG MADE

Kevin Love.....	190	13-14
Rashad McCants.....	142	07-08
Isaiah Rider.....	139	94-95
Chauncey Billups.....	124	01-02
Ricky Davis.....	123	06-07

## THREE-POINT FG ATTEMPTED

Kevin Love.....	505	13-14
Isaiah Rider.....	396	94-95
Rashad McCants.....	349	07-08
Chuck Person.....	332	92-93
Chauncey Billups.....	315	01-02

## THREE-POINT FG PERCENTAGE (MIN. 55 3FGM)

Fred Hoiberg.....	483	04-05
Wally Szczerbiak.....	455	01-02
Anthony Peeler.....	453	97-98
Fred Hoiberg.....	442	03-04
Luke Ridnour.....	440	10-11

## OFFENSIVE REBOUNDS

Kevin Love.....	330	10-11
Al Jefferson.....	308	07-08
Kevin Love.....	274	08-09
Felton Spencer.....	272	90-91
Kevin Garnett.....	247	04-05

## DEFENSIVE REBOUNDS

Kevin Garnett.....	894	03-04
Kevin Garnett.....	861	04-05
Kevin Garnett.....	858	02-03
Kevin Garnett.....	792	06-07
Kevin Love.....	782	10-11

## TOTAL REBOUNDS

Kevin Garnett.....	1,139	03-04
Kevin Love.....	1,112	10-11
Kevin Garnett.....	1,108	04-05
Kevin Garnett.....	1,102	02-03
Kevin Garnett.....	981	01-02

## REBOUNDING AVERAGE

Kevin Love.....	15.2	10-11
Kevin Garnett.....	13.9	03-04
Kevin Garnett.....	13.5	04-05
Kevin Garnett.....	13.4	02-03
Kevin Love.....	13.3	11-12

## ASSISTS

Pooh Richardson.....	734	90-91
Stephon Marbury.....	704	97-98
Ricky Rubio.....	703	13-14
Pooh Richardson.....	685	91-92
Micheal Williams.....	661	92-93

## STEALS

Ricky Rubio.....	190	13-14
Tyrone Corbin.....	175	89-90
Micheal Williams.....	165	92-93
Tyrone Corbin.....	162	90-91
Terrell Brandon.....	161	00-01

## BLOCKED SHOTS

Kevin Garnett.....	178	03-04
Kevin Garnett.....	163	96-97
Kevin Garnett.....	150	97-98
Eddie Griffin.....	148	05-06
Kevin Garnett.....	145	00-01

## PERSONAL FOULS

Sam Mitchell.....	338	90-91
Felton Spencer.....	337	90-91
Joe Smith.....	302	99-00
Christian Laettner.....	302	94-95
Sam Mitchell.....	301	89-90

## DISQUALIFICATIONS

Felton Spencer.....	14	90-91
Sam Mitchell.....	13	90-91
Felton Spencer.....	10	92-93
Rasho Nesterovic.....	9	99-00
Rasho Nesterovic.....	9	02-03

## TURNOVERS

Tom Gugliotta.....	293	96-97
Christian Laettner.....	275	92-93
Kevin Garnett.....	268	99-00
Christian Laettner.....	259	93-94
Stephon Marbury.....	256	97-98

## MINUTES PLAYED

Kevin Garnett.....	3,321	02-03
Kevin Garnett.....	3,243	99-00
Kevin Garnett.....	3,231	03-04
Kevin Garnett.....	3,222	97-98
Kevin Garnett.....	3,202	00-01





## CAREER LEADERS

### TOTAL POINTS

Kevin Garnett.....	19,079
Sam Mitchell.....	7,161
Kevin Love.....	6,989
Wally Szczerbiak.....	6,777
Doug West.....	6,216

### SCORING AVERAGE (MIN. 100 GAMES)

Tony Campbell.....	20.6
Kevin Garnett.....	20.5
Al Jefferson.....	20.1
Kevin Martin.....	19.4
Kevin Love.....	19.2

### FIELD GOALS MADE

Kevin Garnett.....	7,593
Sam Mitchell.....	2,664
Wally Szczerbiak.....	2,634
Doug West.....	2,530
Kevin Love.....	2,318

### FIELD GOALS ATTEMPTED

Kevin Garnett.....	15,445
Sam Mitchell.....	6,004
Wally Szczerbiak.....	5,263
Doug West.....	5,225
Kevin Love.....	5,138

### FIELD-GOAL PERCENTAGE (MIN. 500 FGA)

Craig Smith.....	.553
Nikola Pekovic.....	.521
Dean Garrett.....	.515
Mark Blount.....	.508
Andrei Kirilenko.....	.507

### FREE THROWS MADE

Kevin Garnett.....	3,729
Kevin Love.....	1,913
Sam Mitchell.....	1,773
Christian Laettner.....	1,463
Wally Szczerbiak.....	1,166

### FREE THROWS ATTEMPTED

Kevin Garnett.....	4,785
Kevin Love.....	2,346
Sam Mitchell.....	2,250
Christian Laettner.....	1,798
Doug West.....	1,398

### FREE-THROW PERCENTAGE (MIN. 250 FTA)

Terrell Brandon.....	.895
Kevin Martin.....	.887
Micheal Williams.....	.877
Luke Ridnour.....	.871
Sam Cassell.....	.870

### THREE-POINT FG MADE

Anthony Peeler.....	465
Kevin Love.....	440
Wally Szczerbiak.....	343
Isaiah Rider.....	295
Troy Hudson.....	285

### THREE-POINT FG ATTEMPTED

Anthony Peeler.....	1,226
Kevin Love.....	1,215
Wally Szczerbiak.....	849
Isaiah Rider.....	821
Troy Hudson.....	782

### THREE-POINT FG PCT. (MIN. 100 3FGA)

Fred Hoiberg.....	.461
Wally Szczerbiak.....	.404
Kevin Martin.....	.389
Chauncey Billups.....	.387
Martell Webster.....	.382

### OFFENSIVE REBOUNDS

Kevin Garnett.....	2,573
Kevin Love.....	1,345
Sam Mitchell.....	992
Nikola Pekovic.....	796
Al Jefferson.....	660

### DEFENSIVE REBOUNDS

Kevin Garnett.....	7,995
Kevin Love.....	3,108
Sam Mitchell.....	2,038
Christian Laettner.....	1,632
Al Jefferson.....	1,502

### TOTAL REBOUNDS

Kevin Garnett.....	10,568
Kevin Love.....	4,453
Sam Mitchell.....	3,030
Christian Laettner.....	2,225
Al Jefferson.....	2,162

### REBOUNDING AVERAGE (MIN. 100 GAMES)

Kevin Love.....	12.2
Kevin Garnett.....	11.3
Al Jefferson.....	10.4
Tom Gugliotta.....	8.5
Christian Laettner.....	8.1

### ASSISTS

Kevin Garnett.....	4,154
Pooh Richardson.....	1,973
Terrell Brandon.....	1,681
Ricky Rubio.....	1,651
Stephon Marbury.....	1,393

### ASSIST AVERAGE (MIN. 100 GAMES)

Stephon Marbury.....	8.3
Terrell Brandon.....	8.3
Ricky Rubio.....	8.2
Pooh Richardson.....	8.0
Micheal Williams.....	6.8

### STEALS

Kevin Garnett.....	1,287
Corey Brewer.....	502
Ricky Rubio.....	457
Sam Mitchell.....	449
Doug West.....	428

### BLOCKED SHOTS

Kevin Garnett.....	1,580
Rasho Nesterovic.....	373
Al Jefferson.....	300
Christian Laettner.....	299
Eddie Griffin.....	273

### PERSONAL FOULS

Kevin Garnett.....	2,367
Sam Mitchell.....	1,944
Doug West.....	1,723
Wally Szczerbiak.....	1,022
Christian Laettner.....	1,013

### DISQUALIFICATIONS

Felton Spencer.....	31
Sam Mitchell.....	28
Rasho Nesterovic.....	24
Christian Laettner.....	18
Kevin Garnett.....	17

### TURNOVERS

Kevin Garnett.....	2,388
Christian Laettner.....	871
Doug West.....	788
Kevin Love.....	753
Wally Szczerbiak.....	735

### GAMES PLAYED

Kevin Garnett.....	932
Sam Mitchell.....	757
Doug West.....	609
Wally Szczerbiak.....	438
Anthony Peeler.....	379

### GAMES STARTED

Kevin Garnett.....	895
Doug West.....	371
Wally Szczerbiak.....	336
Sam Mitchell.....	291
Kevin Love.....	282

### MINUTES PLAYED

Kevin Garnett.....	35,635
Sam Mitchell.....	18,394
Doug West.....	15,602
Wally Szczerbiak.....	14,713
Kevin Love.....	11,932



## ALL-TIME VS. NBA

1989-2005

	1989-90	1990-91	1991-92	1992-93	1993-94	1994-95	1995-96	1996-97	1997-98	1998-99	1999-00	2000-01	2001-02	2002-03	2003-04	2004-05
Atlanta	1-1	1-1	0-2	0-2	0-2	0-2	1-1	0-2	2-0		1-1	2-0	2-0	2-0	1-1	1-1
Boston	1-1	0-2	2-0	0-2	1-1	0-2	0-2	2-0	1-1	1-0	2-0	1-1	1-1	0-2	1-1	1-1
Brooklyn <sup>4</sup>	1-1	1-1	0-2	1-1	1-1	1-1	1-1	2-0	2-0		1-1	1-1	1-1	0-2	1-1	2-0
Charlotte	2-2	1-1	1-1	0-2	0-2	1-1	1-1	0-2	1-1		0-2	1-1	2-0			1-1
Chicago	0-2	0-2	0-2	0-2	0-2	0-2	0-2	0-2	1-1		2-0	2-0	2-0	2-0	2-0	0-2
Cleveland	1-1	1-1	0-2	0-2	0-2	1-1	0-2	0-2	0-2		2-0	2-0	0-2	2-0	2-0	1-1
Dallas	1-4	4-1	2-3	4-1	1-5	1-4	4-0	3-1	2-2	2-1	2-2	1-3	2-2	2-2	2-2	2-2
Denver	0-5	2-3	3-2	2-3	1-4	0-6	0-4	4-0	3-1	3-0	2-2	2-2	2-2	4-0	3-1	2-2
Detroit	0-2	0-2	1-1	1-1	0-2	1-1	1-1	0-2	2-0	1-0	2-0	2-0	1-1	1-1	2-0	1-1
Golden State	1-3	1-3	0-4	1-3	2-2	3-1	1-3	3-1	4-0	2-2	3-1	2-2	3-1	3-1	2-2	2-1
Houston	2-2	0-5	2-3	2-4	1-4	2-3	2-2	0-4	3-1	1-2	4-0	2-2	2-2	2-2	2-2	2-1
Indiana	1-1	1-1	0-2	1-1	0-2	0-2	1-1	0-2	0-2		1-1	1-1	1-1	0-2	1-1	0-2
L.A. Clippers	1-3	1-3	0-4	0-4	3-1	3-1	1-3	3-1	4-0	2-2	3-1	2-2	2-2	3-1	4-0	3-1
L.A. Lakers	0-4	1-3	1-3	1-3	1-3	1-3	1-3	1-3	0-4	1-2	0-4	1-3	2-2	2-2	3-1	1-2
Memphis <sup>1</sup>							2-2	4-0	4-0	3-1	4-0	3-1	4-0	4-0	3-1	1-3
Miami	1-1	2-0	0-2	0-2	0-2	1-1	1-1	1-1	1-1	1-0	0-2	1-1	2-0	1-1	2-0	1-1
Milwaukee	0-2	1-1	0-2	1-1	2-0	1-1	1-1	2-0	1-1	0-1	2-0	2-0	2-0	2-0	2-0	1-1
New Orleans <sup>2</sup>														1-1	2-0	4-0
New York	1-1	1-1	0-2	0-2	0-2	0-2	0-2	1-1	1-1	0-1	1-1	0-2	2-0	2-0	1-1	1-1
Oklahoma City <sup>3</sup>	1-3	2-2	0-4	0-4	0-4	0-4	0-4	0-4	1-3	2-1	2-2	3-1	2-2	2-2	3-1	1-3
Orlando	1-1	2-2	0-2	0-2	1-1	1-1	0-2	1-1	0-2		1-1	1-1	1-1	1-1	2-0	1-1
Philadelphia	1-1	2-0	0-2	0-2	2-0	1-1	1-1	1-1	2-0		1-1	1-1	1-1	1-1	1-1	2-0
Phoenix	0-4	0-4	0-4	0-4	0-4	0-4	1-3	3-1	3-1	1-2	1-3	3-1	2-2	3-1	4-0	1-3
Portland	1-3	0-4	0-4	1-3	0-4	0-4	0-4	2-2	1-3	0-3	2-2	3-1	2-2	3-1	1-3	4-0
Sacramento	2-2	3-1	1-3	1-3	2-2	1-3	3-1	0-4	3-1	3-1	3-1	2-2	1-3	2-2	3-1	3-1
San Antonio	1-4	0-4	0-6	1-4	1-4	0-5	1-3	4-0	1-3	2-2	3-1	1-3	2-2	2-2	2-2	1-2
Toronto							1-1	1-1	1-1	0-1	2-0	2-0	1-1	1-1	2-0	0-2
Utah	0-5	1-4	2-3	1-4	1-4	1-4	1-3	1-3	1-3	0-3	3-1	2-2	3-1	1-3	2-2	3-1
Washington	1-1	1-1	0-2	1-1	0-2	1-1	0-2	1-1	0-2		0-2	1-1	2-0	2-0	2-0	1-1
<b>EASTERN</b>	<b>10-16</b>	<b>12-14</b>	<b>4-24</b>	<b>5-23</b>	<b>7-21</b>	<b>9-19</b>	<b>9-21</b>	<b>12-18</b>	<b>15-15</b>	<b>3-3</b>	<b>18-12</b>	<b>20-10</b>	<b>21-9</b>	<b>18-12</b>	<b>24-6</b>	<b>14-16</b>
<b>WESTERN</b>	<b>12-44</b>	<b>17-39</b>	<b>11-43</b>	<b>14-40</b>	<b>13-41</b>	<b>12-42</b>	<b>17-35</b>	<b>28-24</b>	<b>30-22</b>	<b>22-22</b>	<b>32-20</b>	<b>27-25</b>	<b>29-23</b>	<b>33-19</b>	<b>34-18</b>	<b>30-22</b>
<b>OVERALL</b>	<b>22-60</b>	<b>29-53</b>	<b>15-67</b>	<b>19-63</b>	<b>20-62</b>	<b>21-61</b>	<b>26-56</b>	<b>40-42</b>	<b>45-37</b>	<b>25-25</b>	<b>50-32</b>	<b>47-35</b>	<b>50-32</b>	<b>51-31</b>	<b>58-24</b>	<b>44-38</b>

<sup>1</sup> Franchise based in Vancouver from 1995-96 through 2000-01.

<sup>2</sup> Franchise based in Charlotte from 1988-89 through 2001-02, and based in Oklahoma City from 2005-06 through 2006-07.

<sup>3</sup> Franchise based in Seattle from 1967-68 through 2007-08.

<sup>4</sup> Franchise based in New Jersey from 1976-77 through 2011-12.



# ALL-TIME VS. NBA

2005-2015

	2005-06	2006-07	2007-08	2008-09	2009-10	2010-11	2011-12	2012-13	2013-14	2014-15	HOME	OVERALL ROAD	TOTAL
Atlanta	1-1	0-2	0-2	0-2	0-2	0-2	0-1	1-1	1-1	0-2	12-12	5-20	17-32
Boston	1-1	1-1	0-2	0-2	0-2	0-2	0-1	1-1	1-1	1-1	11-14	8-17	19-31
Brooklyn <sup>4</sup>	1-1	1-1	1-1	1-1	2-0	1-1	1-0	1-1	1-1	1-1	18-6	9-16	27-22
Charlotte	1-1	1-1	0-2	1-1	0-2	0-2	2-0	0-2	1-1	0-2	13-11	4-20	17-31
Chicago	1-1	2-0	1-1	2-0	0-2	0-2	0-1	0-2	1-1	0-2	10-15	8-16	18-31
Cleveland	1-1	0-2	0-2	0-2	0-2	2-0	0-1	2-0	1-1	0-2	10-15	8-16	18-31
Dallas	1-2	0-4	0-3	0-4	1-3	0-3	2-1	2-2	3-1	0-3	22-30	22-31	44-61
Denver	1-3	2-2	0-4	0-4	1-3	0-4	1-3	2-2	2-2	1-3	25-30	18-37	43-67
Detroit	0-2	1-1	0-2	1-1	0-2	2-0	2-0	2-0	2-0	2-0	16-10	12-13	28-23
Golden State	2-2	1-2	1-3	2-2	0-3	1-3	1-2	0-4	1-2	0-4	24-26	18-31	42-57
Houston	2-2	2-2	0-3	0-4	0-3	1-3	3-1	1-2	1-3	0-4	24-30	15-36	39-66
Indiana	1-1	2-0	1-1	1-1	1-1	1-1	0-2	1-1	1-1	1-1	13-12	5-20	18-32
L.A. Clippers	1-3	2-1	3-1	2-1	1-3	1-3	3-1	0-4	0-4	0-3	29-21	19-32	48-53
L.A. Lakers	3-1	1-3	0-3	0-4	0-3	0-4	0-4	0-3	3-1	1-3	17-33	8-41	25-74
Memphis <sup>1</sup>	1-3	1-2	2-2	3-0	1-3	0-4	0-4	0-3	2-2	1-2	24-14	19-19	43-33
Miami	1-1	0-2	1-1	1-1	1-1	0-2	0-1	0-2	1-1	1-1	13-13	8-16	21-29
Milwaukee	1-1	0-2	1-1	2-0	0-2	1-1	0-1	2-0	2-0	0-2	17-8	12-13	29-21
New Orleans <sup>2</sup>	1-2	1-3	1-3	1-2	0-4	2-1	1-2	3-1	2-1	0-4	11-11	8-13	19-24
New York	2-0	2-0	1-1	1-1	1-1	1-1	0-1	0-2	1-1	2-0	13-12	9-16	22-28
Oklahoma City <sup>3</sup>	2-2	1-3	1-3	2-2	0-4	0-4	0-3	2-2	1-3	0-4	19-32	9-42	28-74
Orlando	1-1	1-1	1-1	0-2	0-2	0-2	0-1	1-1	1-1	0-2	12-13	6-20	18-33
Philadelphia	0-2	2-0	1-1	1-1	1-1	0-2	1-0	2-0	2-0	0-2	16-9	11-13	27-22
Phoenix	1-2	1-3	2-2	1-2	0-4	0-3	1-2	3-1	1-2	1-3	19-29	14-36	33-65
Portland	2-2	2-2	0-4	0-4	0-4	0-4	2-1	0-4	1-3	2-2	18-32	11-41	29-73
Sacramento	2-1	2-2	2-1	1-3	2-2	1-2	2-2	2-1	2-2	0-3	31-19	18-31	49-50
San Antonio	0-4	1-2	0-4	0-4	0-3	0-4	2-1	2-2	1-2	0-4	19-33	9-44	28-77
Toronto	0-2	0-2	0-2	0-2	0-2	1-1	0-1	0-2	0-2	0-2	9-9	3-17	12-26
Utah	1-3	1-3	2-2	1-3	2-2	1-3	1-2	0-4	3-1	1-3	22-32	14-40	36-72
Washington	1-1	1-1	0-2	0-2	1-1	1-1	1-0	1-1	1-1	1-1	14-10	7-18	21-28
EASTERN	13-17	14-16	8-22	11-19	7-23	10-20	7-11	14-16	17-13	9-21	196-168	115-249	311-417
WESTERN	20-32	18-34	14-38	13-39	8-44	7-45	19-29	17-35	23-29	7-45	305-373	202-476	507-849
OVERALL	33-49	32-50	22-60	24-58	15-67	17-65	26-40	31-51	40-42	16-66	501-541	317-725	818-1266

<sup>1</sup> Franchise based in Vancouver from 1995-96 through 2000-01.  
<sup>2</sup> Franchise based in Charlotte from 1988-89 through 2001-02, and based in Oklahoma City from 2005-06 through 2006-07.  
<sup>3</sup> Franchise based in Seattle from 1967-68 through 2007-08.  
<sup>4</sup> Franchise based in New Jersey from 1976-77 through 2011-12.



## ALL-TIME TOP GAMES BY WOLVES/OPPONENTS

### 40-OR-MORE POINTS

52	Mo Williams, @ Indiana	1/13/15
51	Kevin Love, @ Oklahoma City (2OT)	3/23/12
51	Corey Brewer, vs. Houston	4/11/14
47	Kevin Garnett, vs. Phoenix	1/4/05
45	Kevin Love, @ L.A. Clippers (OT)	12/22/13
44	Tony Campbell, vs. Boston	2/2/90
44	Wally Szczerbiak, vs. Chicago	4/13/03
44	Kevin Garnett, vs. Phoenix	1/29/07
43	Kevin Love, @ Denver	12/18/10
43	Kevin Love, @ Atlanta	2/1/14
43	Kevin Love, @ Sacramento	4/13/14
42	Isaiah Rider, @ Golden State	4/1/95
42	Ricky Davis, @ Golden State	4/15/07
42	Michael Beasley, @ Sacramento	11/10/10
42	Kevin Love, @ Portland	3/3/12
42	Kevin Love, @ San Antonio	12/13/13
42	Kevin Love, vs. Indiana	2/19/14
41	Isaiah Rider, vs. Golden State	2/7/95
40	Randy Breuer, vs. Golden State	2/4/90
40	Stephon Marbury, vs. Houston	2/17/99
40	Kevin Garnett, @ Boston	3/22/00
40	Kevin Garnett, vs. Sacramento	2/7/01
40	Al Jefferson, vs. New Jersey	1/27/08
40	Al Jefferson, @ Charlotte	4/8/08
40	Kevin Love, @ Charlotte	3/28/12
40	Kevin Love, @ Golden State	4/14/14

### 23-OR-MORE REBOUNDS

31	Kevin Love, vs. New York	11/12/10
26	Al Jefferson, @ Houston (3OT)	1/13/10
25	Kevin Garnett, @ Sacramento (OT)	12/5/03
25	Kevin Garnett, vs. Orlando	1/12/05
24	Kevin Garnett, vs. Sacramento	12/14/01
24	Kevin Garnett, vs. Milwaukee	11/7/02
24	Kevin Garnett, @ Sacramento (OT)	3/5/03
24	Kevin Garnett, vs. Sacramento	2/19/04
24	Kevin Love, @ L.A. Lakers	11/9/10
24	Kevin Love, @ Boston	1/3/11
24	Kevin Love, @ Sacramento	11/27/12
23	Kevin Garnett, @ Orlando	12/27/99
23	Kevin Love, vs. Golden State	2/27/11
23	Kevin Love, @ Philadelphia	3/4/11

### 16-OR-MORE ASSISTS

17	Sidney Lowe, @ Golden State	3/20/90
17	Pooh Richardson, @ Washington	3/13/92
17	Micheal Williams, vs. L.A. Clippers	12/10/93
17	Stephon Marbury, vs. Milwaukee	4/18/97
17	Chauncey Billups, vs. Dallas	3/28/02
17	Ricky Rubio, vs. Indiana	2/19/14
17	Ricky Rubio, vs. Chicago	11/1/14
16	Pooh Richardson, @ New York	1/16/91
16	Pooh Richardson, vs. San Antonio	4/7/91
16	Micheal Williams, vs. L.A. Clippers	1/18/93
16	Micheal Williams, vs. Portland	4/16/93
16	Micheal Williams, vs. L.A. Lakers	11/27/93
16	Terry Porter, @ Orlando	12/20/95
16	Terry Porter, vs. L.A. Clippers	3/31/96
16	Stephon Marbury, vs. L.A. Clippers	12/20/97
16	Stephon Marbury, vs. Miami	4/7/98
16	Stephon Marbury, vs. Portland	2/28/99
16	Terrell Brandon, vs. Sacramento	4/3/99
16	Terrell Brandon, vs. Phoenix	4/28/99
16	Terrell Brandon, vs. Cleveland (OT)	3/21/00
16	Terrell Brandon, vs. Milwaukee	1/29/01
16	Terrell Brandon, vs. Golden State	2/23/01
16	Ricky Rubio, vs. Cleveland	11/13/13

### 42-OR-MORE POINTS

55	Tony Parker, vs. San Antonio (2OT)	11/5/08
53	Shaquille O'Neal, @ Orlando	4/20/94
50	David Robinson, vs. San Antonio	2/21/94
50	Cedric Ceballos, @ L.A. Lakers	12/20/94
50	Kobe Bryant, @ L.A. Lakers	3/18/07
48	Kevin Martin, @ Sacramento	3/7/08
48	Kevin Durant, vs. Oklahoma City	1/4/14
47	Kevin Durant, vs. Oklahoma City (OT)	1/26/11
46	Hakeem Olajuwon, @ Houston	3/23/96
45	Michael Jordan, vs. Chicago	11/8/89
45	Dominique Wilkins, @ Atlanta	3/19/93
45	Latrell Sprewell, vs. Golden State	10/31/97
45	LeBron James, vs. Cleveland	11/21/07
45	Carmelo Anthony, @ Denver	12/10/08
45	Russell Westbrook, @ Oklahoma City (2OT)	3/23/12
44	Karl Malone, @ Utah	4/14/98
44	Gary Payton, vs. Seattle (OT)	3/4/01
44	Manu Ginobili, vs. San Antonio	2/21/08
43	David Robinson, @ San Antonio	11/9/93
43	Allen Iverson, vs. Philadelphia	4/10/98
43	Allen Iverson, vs. Philadelphia	3/28/00
43	Aaron Brooks, @ Houston	1/13/10
43	Kevin Durant, vs. Oklahoma City	4/14/12
42	Hakeem Olajuwon, @ Houston	4/12/94
42	Paul Pierce, vs. Boston	1/15/01
42	Paul Pierce, @ Boston	12/20/02
42	Anthony Morrow, @ New Jersey	2/3/12

### 22-OR-MORE REBOUNDS

29	Dennis Rodman, @ San Antonio	11/9/93
29	Dikembe Mutombo, @ Atlanta	12/14/99
27	Dennis Rodman, vs. Detroit	1/23/92
25	Kenneth Faried, @ Denver	12/26/14
24	Dennis Rodman, vs. Detroit	11/28/92
24	Charles Barkley, vs. Phoenix (OT)	1/27/93
24	Dennis Rodman, @ Chicago	2/27/96
24	DeAndre Jordan, vs. L.A. Clippers	3/31/14
23	Larry Smith, @ Houston	1/24/91
23	Larry Smith, vs. Houston	2/24/91
23	Michael Cage, @ Seattle	12/6/91
23	Hakeem Olajuwon, @ Houston	1/28/92
23	Larry Johnson, @ Charlotte	3/10/92
23	Jayson Williams, @ New Jersey	1/29/97
23	Chris Kaman, @ L.A. Clippers	3/13/06
22	Dikembe Mutombo, vs. Denver	1/3/95
22	Lorenzen Wright, vs. L.A. Clippers	12/20/97
22	Marcus Camby, @ Denver	11/13/05
22	Dwight Howard, vs. Orlando	11/11/06

### 18-OR-MORE ASSISTS

23	John Stockton, @ Utah	4/17/92
21	Deron Williams, @ New Jersey	4/5/11
20	John Stockton, @ Utah	12/28/92
19	Rod Strickland, vs. San Antonio	3/3/92
19	Steve Nash, @ Phoenix	12/15/10
19	José Calderón, @ Toronto	2/4/11
18	John Stockton, vs. Utah (OT)	11/21/89
18	John Stockton, @ Utah (OT)	2/13/90
18	Kevin Johnson, @ Phoenix	3/23/90
18	John Stockton, @ Utah	4/20/90
18	John Stockton, vs. Utah	1/11/92
18	Steve Nash, vs. Phoenix	1/29/07
18	Steve Blake, vs. Denver	2/14/07



## ALL-TIME LEADERS VS. WOLVES

TOTAL POINTS		G	PTS	AVG
1	Karl Malone, Utah/L.A. Lakers	63	1,677	26.6
2	Kobe Bryant, L.A. Lakers	61	1,478	24.2
3	David Robinson, San Antonio	55	1,233	22.4
4	Dirk Nowitzki, Dallas	56	1,198	21.4
5	Shaquille O'Neal, Orl./L.A.L./Mia./Pho./Cle./Bos.	47	1,178	25.1
6	Tim Duncan, San Antonio	62	1,127	18.2
7	Hakeem Olajuwon, Houston/Toronto	47	1,106	23.5
8	Gary Payton, Sea./Mil./L.A.L./Bos./Miami	57	949	16.6
9	Shawn Marion, Pho./Mia./Tor./Dal./Cleveland	54	887	16.4
10	Carmelo Anthony, Denver/New York	35	872	24.9

SCORING AVERAGE (MIN. 6 GAMES)		G	PTS	AVG
1	Michael Jordan, Chicago/Washington	18	526	29.2
2	Kevin Durant, Seattle/Oklahoma City	28	776	27.7
3	LeBron James, Cle./Mia./Cleveland	23	632	27.5
4	Dwyane Wade, Miami	17	457	26.9
5	Karl Malone, Utah/L.A. Lakers	63	1,677	26.6
6	Allen Iverson, Phi./Den./Det./Philadelphia	24	625	26.0
7	Shaquille O'Neal, Orl./L.A.L./Mia./Pho./Cle./Bos.	47	1,178	25.1
8	Carmelo Anthony, Denver/New York	35	872	24.9
9	Kobe Bryant, L.A. Lakers	61	1,478	24.2
10	Blake Griffin, L.A. Clippers	16	385	24.1

REBOUND AVERAGE (MIN. 6 GAMES)		G	REB	AVG
1	Dennis Rodman, Det./S.A./Chi./L.A. Lakers	20	331	16.6
2	Dwight Howard, Orlando/L.A. Lakers	21	279	13.3
3	Roy Tarpley, Dallas	7	90	12.9
4	Tim Duncan, San Antonio	62	697	11.2
5	Shaquille O'Neal, Orl./L.A.L./Mia./Pho./Cle./Bos.	47	526	11.2
6	David Robinson, San Antonio	55	609	11.1
7	Hakeem Olajuwon, Houston/Toronto	47	510	10.9
8	Charles Barkley, Phi./Pho./Houston	26	281	10.8
9	Dikembe Mutombo, Den./Atl./Phi./N.J./N.Y./Hou.	49	522	10.7
10	DeAndre Jordan, L.A. Clippers	24	252	10.5

ASSIST AVERAGE (MIN. 6 GAMES)		G	AST	AVG
1	John Stockton, Utah	60	717	12.0
2	Earvin Johnson, L.A. Lakers	9	102	11.3
3	Deron Williams, Utah/N.J./Brooklyn	28	291	10.4
4	Chris Paul, New Orleans/L.A. Clippers	29	300	10.3
5	John Wall, Washington	9	86	9.6
6	Steve Nash, Pho./Dal./Pho./L.A. Lakers	59	540	9.2
7	Russell Westbrook, Oklahoma City	24	213	8.9
8	Jason Kidd, Dal./Pho./N.J./Dal./N.Y.	54	476	8.8
9	Rod Strickland, N.Y./S.A./Port./Wash./Port./Mia./Orl./Hou.	39	342	8.8
10	Kevin Johnson, Phoenix	29	253	8.7





## HEAD COACHING RECORDS

### BILL MUSSELMAN

Hired: Aug. 23, 1988

SEASON	W-L (PCT.)
89-90	22-60 (.268)
90-91	29-53 (.354)
<b>TOTAL</b>	<b>51-113 (.311)</b>

Departed: Apr. 22, 1991

FINISH/DIVISION	PLAYOFFS (PCT.)
6th/Midwest	---
5th/Midwest	---

### JIMMY RODGERS

Hired: June 19, 1991

SEASON	W-L (PCT.)
91-92	15-67 (.183)
92-93	6-23 (.207)
<b>TOTAL</b>	<b>21-90 (.190)</b>

Departed: Jan. 11, 1993

FINISH/DIVISION	PLAYOFFS (PCT.)
6th/Midwest	---
---	---

### SIDNEY LOWE

Hired: Jan. 11, 1993

SEASON	W-L (PCT.)
92-93	13-40 (.245)
93-94	20-62 (.244)
<b>TOTAL</b>	<b>33-102 (.244)</b>

Departed: Aug. 17, 1994

FINISH/DIVISION	PLAYOFFS (PCT.)
5th/Midwest	---
5th/Midwest	---

### BILL BLAIR

Hired: Aug. 29, 1994

SEASON	W-L (PCT.)
94-95	21-61 (.256)
95-96	6-14 (.300)
<b>TOTAL</b>	<b>27-75 (.265)</b>

Departed: Dec. 18, 1995

FINISH/DIVISION	PLAYOFFS (PCT.)
6th/Midwest	---
---	---

### FLIP SAUNDERS

Hired: Dec. 18, 1995

Hired: June 6, 2014

SEASON	W-L (PCT.)
95-96	20-42 (.323)
96-97	40-42 (.488)
97-98	45-37 (.549)
98-99	25-25 (.500)
99-00	50-32 (.610)
00-01	47-35 (.573)
01-02	50-32 (.610)
02-03	51-31 (.622)
03-04	58-24 (.707)
04-05	25-26 (.490)
14-15	16-66 (.195)
<b>TOTAL</b>	<b>427-392 (.521)</b>

Departed: Feb. 12, 2005

FINISH/DIVISION	PLAYOFFS (PCT.)
5th/Midwest	---
3rd/Midwest	0-3 (.000)
3rd/Midwest	2-3 (.400)
4th/Midwest	1-3 (.250)
3rd/Midwest	1-3 (.250)
4th/Midwest	1-3 (.250)
3rd/Midwest	0-3 (.000)
3rd/Midwest	2-4 (.333)
1st/Midwest	10-8 (.556)
---	---
5th/Northwest	---
<b>TOTAL</b>	<b>17-30 (.362)</b>

### KEVIN MCHALE

Hired: Feb. 12, 2005 (Interim)

Hired: Dec. 8, 2008

SEASON	W-L (PCT.)
04-05	19-12 (.613)
08-09	20-43 (.317)
<b>TOTAL</b>	<b>39-55 (.415)</b>

Departed: June 17, 2005

Departed: June 17, 2009

FINISH/DIVISION	PLAYOFFS (PCT.)
3rd/Northwest	---
4th/Northwest	---

### DWANE CASEY

Hired: June 17, 2005

SEASON	W-L (PCT.)
05-06	33-49 (.402)
06-07	20-20 (.500)
<b>TOTAL</b>	<b>53-69 (.434)</b>

Departed: Jan. 23, 2007

FINISH/DIVISION	PLAYOFFS (PCT.)
4th/Northwest	---
---	---

### RANDY WITTMAN

Hired: Jan. 23, 2007

SEASON	W-L (PCT.)
06-07	12-30 (.286)
07-08	22-60 (.268)
08-09	4-15 (.211)
<b>TOTAL</b>	<b>38-105 (.266)</b>

Departed: Dec. 8, 2008

FINISH/DIVISION	PLAYOFFS (PCT.)
T3rd/Northwest	---
4th/Northwest	---
---	---

### KURT RAMBIS

Hired: Aug. 10, 2009

SEASON	W-L (PCT.)
09-10	15-67 (.183)
10-11	17-65 (.207)
<b>TOTAL</b>	<b>32-132 (.195)</b>

Departed: July 12, 2011

FINISH/DIVISION	PLAYOFFS (PCT.)
5th/Northwest	---
5th/Northwest	---

### RICK ADELMAN

Hired: Sept. 28, 2011

SEASON	W-L (PCT.)
11-12	26-40 (.394)
12-13	31-51 (.378)
13-14	40-42 (.488)
<b>TOTAL</b>	<b>97-133 (.422)</b>

Departed: Apr. 21, 2014

FINISH/DIVISION	PLAYOFFS (PCT.)
5th/Northwest	---
5th/Northwest	---
3rd/Northwest	---



## ATTENDANCE

YEAR	TOTAL HOME ATTENDANCE	AVG. HOME ATTENDANCE	PCT. CAPACITY	NBA RANK	SELL-OUTS	AVG. ROAD ATTENDANCE
1989-90	1,072,572*	26,160*	–	1st	–	14,935
1990-91	779,470	19,011	100.0	3rd	41	13,951
1991-92	769,035	18,757	98.7	4th	23	14,824
1992-93	754,593	18,405	96.8	7th	12	15,279
1993-94	733,419	17,888	94.1	9th	4	14,849
1994-95	603,518	14,720	77.5	21st	2	15,542
1995-96	585,669	14,285	75.2	26th	3	16,202
1996-97	697,727	17,018	89.5	14th	7	16,300
1997-98	738,572	18,014	94.8	11th	12	16,640
1998-99	427,974	17,119	90.1	13th	4	16,218
1999-00	655,998	16,400	86.3	16th	9	16,762
2000-01	717,371	17,497	92.1	11th	8	16,788
2001-02	731,673	17,846	93.9	13th	15	16,962
2002-03	643,684	15,700	82.6	18th	3	16,658
2003-04	723,071	17,636	92.8	11th	15	17,862
2004-05	704,438	17,181	88.5	15th	6	17,874
2005-06	662,167	16,150	83.4	25th	1	17,421
2006-07	655,947	15,999	82.7	24th	7	17,894
2007-08	593,537	14,477	74.8	25th	5	16,690
2008-09	594,743	14,506	74.9	27th	0	16,843
2009-10	619,170	15,102	78.0	25th	2	16,113
2010-11	624,960	15,243	78.8	24th	1	16,886
2011-12	577,197	17,491	90.4	15th	11	16,311
2012-13	669,976	16,341	84.4	21st	3	16,996
2013-14	597,157	14,565	75.2	27th	1	17,606
2014-15	595,652	14,528	75.1	29th	5	18,001
TOTALS	17,529,290	16,839	–	–	200	16,484

(\*NBA Record)

### ATTENDANCE NOTES

Minnesota surpassed the 10-million mark in all-time home attendance on Nov. 18, 2003 vs. Denver (its 563rd home date), becoming the second-fastest franchise in league history to reach that plateau. The Wolves set an all-time NBA single-season record by drawing 1,072,572 fans (an average of 26,160) to the Metrodome in their inaugural 1989-90 campaign.

The largest attendance ever for a Timberwolves game was 49,551 on Apr. 17, 1990, for the club's final Metrodome appearance (vs. Denver). Minnesota drew a Target Center-record crowd of 20,391 for its Mar. 12, 2004 game against the L.A. Lakers. The Timberwolves' smallest-ever home attendance was 9,954 for the Nov. 15, 1995 game vs. San Antonio.

### TIMBERWOLVES ALL-TIME LARGEST HOME CROWDS

#### METRODOME

49,551	vs. Denver	Apr. 17, 1990
45,458	vs. Orlando	Apr. 13, 1990
43,606	vs. L.A. Lakers	Mar. 17, 1990
40,415	vs. Utah	Apr. 15, 1990
35,713	vs. Boston	Feb. 2, 1990
35,427	vs. Chicago	Nov. 8, 1989
29,434	vs. Golden State	Feb. 4, 1990
29,117	vs. Philadelphia	Nov. 10, 1989
29,056	vs. Detroit	Jan. 27, 1990
28,514	vs. Atlanta	Feb. 18, 1990

#### TARGET CENTER

20,391	vs. L.A. Lakers	Mar. 12, 2004
20,347	vs. San Antonio	Feb. 22, 2004
20,340	vs. Houston	Dec. 26, 2012
20,320	vs. Washington	Jan. 21, 2002
20,232	vs. New York	Feb. 11, 2012
20,214	vs. Chicago	Feb. 16, 1996
20,200	vs. L.A. Lakers	Apr. 9, 2010
20,199	vs. L.A. Lakers	Mar. 14, 2003
20,197	vs. L.A. Lakers	Feb. 27, 1998
20,196	vs. Phoenix	Feb. 23, 2007



PLAYOFFS



## WOLVES INDIVIDUAL PLAYOFF RECORDS

### MOST POINTS

Career:	1,049	Kevin Garnett	1997-2004
7-Game Series:	167	Kevin Garnett	vs. Sacramento, 2004
6-Game Series:	162	Kevin Garnett	vs. L.A. Lakers, 2003
5-Game Series:	129	Kevin Garnett	vs. Denver, 2004
4-Game Series:	87	Kevin Garnett	vs. San Antonio, 1999
3-Game Series:	72	Kevin Garnett	vs. Dallas, 2002
Game:	40	Sam Cassell	vs. Denver, 4/18/04;
		Sam Cassell	vs. Sacramento, 5/4/04
Half:	30	Sam Cassell	vs. Sacramento (2nd), 5/4/04
Period:	18	Sam Cassell	vs. Sacramento (3rd), 5/4/04
Overtime:	6	Kevin Garnett	@ Sacramento, 5/10/04

### MOST FIELD GOALS MADE

Career:	415	Kevin Garnett	1997-2004
7-Game Series:	62	Kevin Garnett	vs. Sacramento, 2004
6-Game Series:	71	Kevin Garnett	vs. L.A. Lakers, 2003
5-Game Series:	49	Kevin Garnett	vs. Denver, 2004
4-Game Series:	35	Kevin Garnett	vs. San Antonio, 1999
3-Game Series:	26	Stephon Marbury	vs. Houston, 1997
Game:	16	Sam Cassell	vs. Denver, 4/18/04

### MOST FIELD GOALS ATTEMPTED

Career:	907	Kevin Garnett	1997-2004
7-Game Series:	141	Kevin Garnett	vs. Sacramento, 2004
6-Game Series:	138	Kevin Garnett	vs. L.A. Lakers, 2003
5-Game Series:	108	Kevin Garnett	vs. Denver, 2004
4-Game Series:	79	Kevin Garnett	vs. San Antonio, 1999
3-Game Series:	65	Stephon Marbury	vs. Houston, 1997
Game:	31	Kevin Garnett	@ L.A. Lakers, 4/24/03 (OT)
	30	Kevin Garnett	vs. Denver, 4/18/04

### HIGHEST FIELD-GOAL PERCENTAGE

Career:	.521	(62-119) Trenton Hassell	2004
7-Game Series:	.464	(45-97) Sam Cassell	vs. Sacramento, 2004
6-Game Series:	.514	(71-138) Kevin Garnett	vs. L.A. Lakers, 2003
5-Game Series:	.480	(36-75) Kevin Garnett	vs. Seattle, 1998;
		(36-75) Sam Cassell	vs. Denver, 2004
4-Game Series:	.508	(32-63) Terrell Brandon	vs. Portland, 2000
3-Game Series:	.545	(12-22) Doug West	vs. Houston, 1997
Game:	.714	(15-21) Kevin Garnett	vs. L.A. Lakers, 4/22/03

### MOST THREE-POINT FIELD GOALS MADE

Career:	37	Latrell Sprewell	2004
7-Game Series:	15	Fred Hoiberg	vs. Sacramento, 2004
6-Game Series:	17	Troy Hudson	vs. L.A. Lakers, 2003
5-Game Series:	15	Anthony Peeler	vs. Seattle, 1998
4-Game Series:	6	Anthony Peeler	vs. San Antonio, 2001
3-Game Series:	6	Stephon Marbury	vs. Houston, 1997;
		Chauncey Billups	vs. Dallas, 2002
Game:	7	Latrell Sprewell	vs. Denver, 4/21/04;
		Sam Cassell	vs. Sacramento, 5/4/04

### MOST THREE-POINT FIELD GOALS ATTEMPTED

Career:	96	Anthony Peeler	1998-2003;
		Latrell Sprewell	2004
7-Game Series:	37	Latrell Sprewell	vs. Sacramento, 2004
6-Game Series:	39	Troy Hudson	vs. L.A. Lakers, 2003
5-Game Series:	31	Anthony Peeler	vs. Seattle, 1998
4-Game Series:	17	Anthony Peeler	vs. San Antonio, 2001
3-Game Series:	20	Stephon Marbury	vs. Houston, 1997
Game:	11	Troy Hudson	@ L.A. Lakers, 4/27/03;
		Sam Cassell	vs. Sacramento, 5/4/04

### HIGHEST THREE-POINT FIELD-GOAL PERCENTAGE

Career:	.458	(22-48) Fred Hoiberg	2004
7-Game Series:	.500	(15-30) Fred Hoiberg	vs. Sacramento, 2004
6-Game Series:	.436	(17-39) Troy Hudson	vs. L.A. Lakers, 2003
5-Game Series:	.560	(14-25) Latrell Sprewell	vs. Denver, 2004
4-Game Series:	.600	(3-5) Terrell Brandon	vs. San Antonio, 1999
3-Game Series:	1.000	(2-2) Shane Heal	vs. Houston, 1997
Game:	1.000	(3-3) Anthony Peeler	vs. San Antonio, 4/28/01

### MOST FREE THROWS MADE

Career:	207	Kevin Garnett	1997-2004
7-Game Series:	41	Kevin Garnett	vs. Sacramento, 2004
6-Game Series:	36	Troy Hudson	vs. L.A. Lakers, 2003
5-Game Series:	31	Kevin Garnett	vs. Denver, 2004
4-Game Series:	30	Kevin Garnett	vs. San Antonio, 2001
3-Game Series:	23	Kevin Garnett	vs. Dallas, 2002
Game:	15	Troy Hudson	vs. L.A. Lakers, 4/22/03

### MOST FREE THROWS ATTEMPTED

Career:	272	Kevin Garnett	1997-2004
7-Game Series:	50	Kevin Garnett	vs. Sacramento, 2004
6-Game Series:	38	Troy Hudson	vs. L.A. Lakers, 2003
5-Game Series:	43	Kevin Garnett	vs. Denver, 2004
4-Game Series:	36	Kevin Garnett	vs. San Antonio, 2001
3-Game Series:	32	Kevin Garnett	vs. Dallas, 2002
Game:	17	Kevin Garnett	@ Dallas, 4/24/02

### HIGHEST FREE-THROW PERCENTAGE

Career:	.947	(36-38) Troy Hudson	2003
7-Game Series:	.820	(41-50) Kevin Garnett	vs. Sacramento, 2004
6-Game Series:	.947	(36-38) Troy Hudson	vs. L.A. Lakers, 2003
5-Game Series:	.955	(21-22) Sam Cassell	vs. Denver, 2004
4-Game Series:	.923	(12-13) Terrell Brandon	vs. San Antonio, 1999
3-Game Series:	1.000	(9-9) Doug West	vs. Houston, 1997
Game:	1.000	(12-12) Sam Cassell	vs. Denver, 4/30/04





## WOLVES INDIVIDUAL PLAYOFF RECORDS

### MOST REBOUNDS

Career:	628	Kevin Garnett	1997-2004
7-Game Series:	108	Kevin Garnett	vs. Sacramento, 2004
6-Game Series:	94	Kevin Garnett	vs. L.A. Lakers, 2003
5-Game Series:	74	Kevin Garnett	vs. Denver, 2004
4-Game Series:	48	Kevin Garnett	vs. San Antonio, 1999;
		Kevin Garnett	vs. San Antonio, 2001
3-Game Series:	56	Kevin Garnett	vs. Dallas, 2002
Game:	22	Kevin Garnett	vs. Denver, 4/21/04

### MOST OFFENSIVE REBOUNDS

Career:	136	Kevin Garnett	1997-2004
7-Game Series:	18	Kevin Garnett	vs. Sacramento, 2004
6-Game Series:	13	Kevin Garnett	vs. L.A. Lakers, 2004
5-Game Series:	17	Kevin Garnett	vs. Seattle, 1998
4-Game Series:	16	Kevin Garnett	vs. San Antonio, 1999
3-Game Series:	19	Dean Garrett	vs. Houston, 1997
Game:	12	Dean Garrett	vs. Houston, 4/29/97

### MOST DEFENSIVE REBOUNDS

Career:	492	Kevin Garnett	1997-2004
7-Game Series:	90	Kevin Garnett	vs. Sacramento, 2004
6-Game Series:	83	Kevin Garnett	vs. L.A. Lakers, 2003
5-Game Series:	66	Kevin Garnett	vs. Denver, 2004
4-Game Series:	38	Kevin Garnett	vs. San Antonio, 2001
3-Game Series:	40	Kevin Garnett	vs. Dallas, 2002
Game:	20	Kevin Garnett	vs. Denver, 4/21/04;
		Kevin Garnett	vs. Sacramento, 5/19/04

### MOST ASSISTS

Career:	236	Kevin Garnett	1997-2004
7-Game Series:	38	Sam Cassell	vs. Sacramento, 2004
6-Game Series:	33	Troy Hudson	vs. L.A. Lakers, 2003
5-Game Series:	38	Stephon Marbury	vs. Seattle, 1998
4-Game Series:	35	Kevin Garnett	vs. Portland, 2000
3-Game Series:	23	Stephon Marbury	vs. Houston, 1997
Game:	13	Stephon Marbury	vs. Houston, 4/29/97

### MOST BLOCKED SHOTS

Career:	88	Kevin Garnett	1997-2004
7-Game Series:	24	Kevin Garnett	vs. Sacramento, 2004
6-Game Series:	10	Kevin Garnett	vs. L.A. Lakers, 2003
5-Game Series:	12	Kevin Garnett	vs. Seattle, 1998
4-Game Series:	8	Kevin Garnett/Joe Smith	vs. San Antonio, 1999
3-Game Series:	5	Kevin Garnett	vs. Dallas, 2002
Game:	6	Kevin Garnett	vs. Sacramento, 5/8/04

### MOST STEALS

Career:	63	Kevin Garnett	1997-2004
7-Game Series:	12	Kevin Garnett	vs. Sacramento, 2004
6-Game Series:	10	Kevin Garnett	vs. L.A. Lakers, 2003
5-Game Series:	12	Stephon Marbury	vs. Seattle, 1998
4-Game Series:	9	Terrell Brandon	vs. San Antonio, 1999
3-Game Series:	7	Tom Gugliotta	vs. Houston, 1997
Game:	5	Most recently: Latrell Sprewell	@ Sacramento, 5/16/04

### MOST PERSONAL FOULS

Career:	149	Kevin Garnett	1997-2004
7-Game Series:	33	Sam Cassell	vs. Sacramento, 2004
6-Game Series:	28	Rasho Nesterovic	vs. L.A. Lakers, 2003
5-Game Series:	18	Tom Hammonds/Sam Mitchell	vs. Seattle, 1998
4-Game Series:	20	Rasho Nesterovic	vs. Portland, 2000
3-Game Series:	14	Chauncey Billups	vs. Dallas, 2002
Game:	6	Most recently: Kevin Garnett	@ L.A. Lakers, 5/31/04

### MOST TURNOVERS

Career:	161	Kevin Garnett	1997-2004
7-Game Series:	31	Kevin Garnett	vs. Sacramento, 2004
6-Game Series:	22	Kevin Garnett	vs. L.A. Lakers, 2004
5-Game Series:	22	Kevin Garnett	vs. Seattle, 1998;
		Kevin Garnett	vs. Denver, 2004
4-Game Series:	14	Terrell Brandon	vs. San Antonio, 1999
3-Game Series:	12	Kevin Garnett	vs. Dallas, 2002
Game:	10	Kevin Garnett	@ Seattle, 5/2/98

### MOST MINUTES PLAYED

Career:	2,003	Kevin Garnett	1997-2004
7-Game Series:	311	Kevin Garnett	vs. Sacramento, 2004
6-Game Series:	265	Kevin Garnett	vs. L.A. Lakers, 2003;
		Kevin Garnett	vs. L.A. Lakers, 2004
5-Game Series:	213	Anthony Peeler	vs. Seattle, 1998
4-Game Series:	171	Kevin Garnett	vs. Portland, 2000
3-Game Series:	134	Chauncey Billups	vs. Dallas, 2002
Game (Reg.):	48	Terrell Brandon	vs. Portland, 4/30/00
Game (OT):	50	Wally Szczerbiak	@ L.A. Lakers, 4/24/03





## WOLVES TEAM PLAYOFF HIGHS

### MOST POINTS

Game:	120	vs. Houston	4/29/97
Half:	62	vs. L.A. Lakers (2nd)	4/22/03
Quarter:	33	@ Sacramento (3rd)	5/10/04
Overtime:	13	@ L.A. Lakers	4/24/03

### MOST FIELD GOALS MADE

Game:	47	vs. Houston	4/29/97
-------	----	-------------	---------

### MOST FIELD GOALS ATTEMPTED

Game:	96	vs. Houston	4/29/97
-------	----	-------------	---------

### HIGHEST FIELD-GOAL PERCENTAGE

Game:	.556	(40-72) vs. L.A. Lakers	4/22/03
-------	------	-------------------------	---------

### MOST THREE-POINT FIELD GOALS MADE

Game:	11	@ Seattle	5/2/98
-------	----	-----------	--------

### MOST THREE-POINT FIELD GOALS ATTEMPTED

Game:	27	@ L.A. Lakers	4/27/03
-------	----	---------------	---------

### HIGHEST THREE-POINT FIELD-GOAL PERCENTAGE

Game:	.636	(7-11) vs. Denver	4/30/04
-------	------	-------------------	---------

### MOST FREE THROWS MADE

Game:	32	vs. L.A. Lakers	4/22/03
-------	----	-----------------	---------

### MOST FREE THROWS ATTEMPTED

Game:	44	vs. Dallas	4/28/02
-------	----	------------	---------

### HIGHEST FREE-THROW PERCENTAGE

Game:	.933	(14-15) vs. L.A. Lakers	5/21/04
-------	------	-------------------------	---------

### MOST REBOUNDS

Game:	58	@ Dallas	4/21/02
-------	----	----------	---------

### MOST OFFENSIVE REBOUNDS

Game:	20	@ Seattle	4/26/98;
		@ Dallas	4/21/02

### MOST DEFENSIVE REBOUNDS

Game:	43	vs. L.A. Lakers	4/22/03
-------	----	-----------------	---------

### MOST ASSISTS

Game:	30	vs. Houston	4/29/97
-------	----	-------------	---------

### MOST BLOCKED SHOTS

Game:	10	vs. Sacramento	5/8/04
-------	----	----------------	--------

### MOST STEALS

Game:	12	vs. San Antonio	4/28/01;
		@ L.A. Lakers	4/24/03 (OT)

### MOST PERSONAL FOULS

Game:	36	@ L.A. Lakers	5/25/04
-------	----	---------------	---------

### MOST TURNOVERS

Game:	24	@ Sacramento	5/12/04
-------	----	--------------	---------

## WOLVES TEAM PLAYOFF LOWS

### FEWEST POINTS

Game:	69	@ San Antonio	4/23/01
Half:	28	vs. San Antonio (1st)	5/13/99
Quarter:	11	@ Seattle (2nd)	4/24/98
Overtime:	10	@ Sacramento	5/10/04

### FEWEST FIELD GOALS MADE

Game:	24	@ San Antonio	4/23/01
-------	----	---------------	---------

### FEWEST FIELD GOALS ATTEMPTED

Game:	66	@ Denver	4/27/04
-------	----	----------	---------

### LOWEST FIELD-GOAL PERCENTAGE

Game:	.337	(31-92) @ Seattle	4/24/98
-------	------	-------------------	---------

### FEWEST THREE-POINT FIELD GOALS MADE

Game:	1	Most recently: vs. L.A. Lakers	4/20/03
-------	---	--------------------------------	---------

### FEWEST THREE-POINT FIELD GOALS ATTEMPTED

Game:	4	@ San Antonio	4/21/01
-------	---	---------------	---------

### LOWEST THREE-POINT FIELD-GOAL PERCENTAGE

Game:	.125	(1-8) @ Portland	4/23/00
-------	------	------------------	---------

### FEWEST FREE THROWS MADE

Game:	8	@ Houston	4/26/97
-------	---	-----------	---------

### FEWEST FREE THROWS ATTEMPTED

Game:	12	vs. Sacramento	5/4/04
-------	----	----------------	--------

### LOWEST FREE-THROW PERCENTAGE

Game:	.615	(8-13) @ Houston	4/26/97
-------	------	------------------	---------

### FEWEST REBOUNDS

Game:	29	vs. Seattle	4/28/98
-------	----	-------------	---------

### FEWEST OFFENSIVE REBOUNDS

Game:	3	vs. L.A. Lakers	5/21/04
-------	---	-----------------	---------

### FEWEST DEFENSIVE REBOUNDS

Game:	21	vs. Seattle	4/28/98
-------	----	-------------	---------

### FEWEST ASSISTS

Game:	11	@ Sacramento	5/16/04
-------	----	--------------	---------

### FEWEST BLOCKED SHOTS

Game:	0	vs. Dallas	4/28/02
-------	---	------------	---------

### FEWEST STEALS

Game:	2	@ San Antonio	4/23/01
-------	---	---------------	---------

### FEWEST PERSONAL FOULS

Game:	14	vs. San Antonio	5/13/99
-------	----	-----------------	---------

### FEWEST TURNOVERS

Game:	5	@ Houston	4/24/97
-------	---	-----------	---------



## OPPONENT INDIVIDUAL PLAYOFF RECORDS

### MOST POINTS

7-Game Series:	124	Chris Webber	Sacramento, 2004
6-Game Series:	191	Kobe Bryant	L.A. Lakers, 2003
5-Game Series:	130	Gary Payton	Seattle, 1998
4-Game Series:	90	Tim Duncan	San Antonio, 2001
3-Game Series:	100	Dirk Nowitzki	Dallas, 2002
Game:	39	Dirk Nowitzki	Dallas @ Minnesota, 4/28/02;
		Kobe Bryant	L.A. Lakers @ Minnesota, 4/20/03
Half:	28	Dirk Nowitzki	Dallas @ Minnesota (1st), 4/28/02;
		Kobe Bryant	L.A. Lakers @ Minnesota (1st), 4/20/03
Quarter:	18	Kobe Bryant	@ L.A. Lakers (3rd), 5/27/04
Overtime:	9	Peja Stojakovic	@ Sacramento, 5/10/04

### MOST FIELD GOALS MADE

7-Game Series:	52	Chris Webber	Sacramento, 2004
6-Game Series:	68	Kobe Bryant	L.A. Lakers, 2003
5-Game Series:	48	Gary Payton	Seattle, 1998
4-Game Series:	34	Tim Duncan	San Antonio, 2001
3-Game Series:	30	Dirk Nowitzki	Dallas, 2002
Game:	16	Kobe Bryant	L.A. Lakers @ Minnesota, 4/20/03

### MOST FIELD GOALS ATTEMPTED

7-Game Series:	115	Peja Stojakovic	Sacramento, 2004
6-Game Series:	158	Kobe Bryant	L.A. Lakers, 2003
5-Game Series:	96	Gary Payton	Seattle, 1998
4-Game Series:	73	Tim Duncan	San Antonio, 2001
3-Game Series:	57	Dirk Nowitzki	Dallas, 2002
Game:	30	Kobe Bryant	L.A. Lakers @ Minnesota, 4/20/03

### HIGHEST FIELD-GOAL PERCENTAGE

7-Game Series:	.527	(29-55) Brad Miller	Sacramento, 2004
6-Game Series:	.569	(41-72) Shaquille O'Neal	L.A. Lakers, 2004
5-Game Series:	.579	(33-57) Vin Baker	Seattle, 1998
4-Game Series:	.593	(32-54) Avery Johnson	San Antonio, 1999
3-Game Series:	.625	(25-40) Hakeem Olajuwon	Houston, 1997;
		(15-24) Mario Elie	Houston, 1997
Game:	.818	(9-11) Matt Maloney	Houston @ Minnesota, 4/29/97

### MOST THREE-POINT FIELD GOALS MADE

7-Game Series:	13	Peja Stojakovic	Sacramento, 2004
6-Game Series:	21	Derek Fisher	L.A. Lakers, 2003
5-Game Series:	11	Voshon Lenard	Denver, 2004
4-Game Series:	8	Most recently: Danny Ferry	San Antonio, 2001
3-Game Series:	12	Matt Maloney	Houston, 1997
Game:	6	Most recently: Kareem Rush	@ L.A. Lakers, 5/31/04

### MOST THREE-POINT FIELD GOALS ATTEMPTED

7-Game Series:	38	Peja Stojakovic	Sacramento, 2004
6-Game Series:	34	Derek Fisher	L.A. Lakers, 2003
5-Game Series:	26	Hersey Hawkins	Seattle, 1998
4-Game Series:	19	Scottie Pippen	Portland, 2000
3-Game Series:	21	Matt Maloney	Houston, 1997
Game:	13	Peja Stojakovic	@ Sacramento, 5/10/04 (OT)
	11	Clyde Drexler	@ Houston, 4/26/97

### HIGHEST THREE-POINT FIELD-GOAL PERCENTAGE

7-Game Series:	.438	(7-16) Doug Christie	Sacramento, 2004
6-Game Series:	.618	(21-34) Derek Fisher	L.A. Lakers, 2003
5-Game Series:	.458	(11-24) Voshon Lenard	Denver, 2004
4-Game Series:	.571	(4-7) Terry Porter	San Antonio, 2001
3-Game Series:	.727	(8-11) Dirk Nowitzki	Dallas, 2002
Game:	1.000	(3-3) Terry Porter	@ San Antonio, 4/23/01;
		(3-3) Dirk Nowitzki	Dallas @ Minnesota, 4/28/02

### MOST FREE THROWS MADE

7-Game Series:	28	Mike Bibby	Sacramento, 2004
6-Game Series:	45	Kobe Bryant	L.A. Lakers, 2003
5-Game Series:	24	Gary Payton	Seattle, 1998
4-Game Series:	24	David Robinson	San Antonio, 2001
3-Game Series:	32	Dirk Nowitzki	Dallas, 2002
Game:	16	Kobe Bryant	@ L.A. Lakers, 4/27/03

### MOST FREE THROWS ATTEMPTED

7-Game Series:	32	Mike Bibby	Sacramento, 2004
6-Game Series:	93	Shaquille O'Neal	L.A. Lakers, 2004
5-Game Series:	27	Gary Payton	Seattle, 1998
4-Game Series:	34	Tim Duncan	San Antonio, 2001
3-Game Series:	36	Dirk Nowitzki	Dallas, 2002
Game:	22	Shaquille O'Neal	@ L.A. Lakers, 5/25/04

### HIGHEST FREE-THROW PERCENTAGE

7-Game Series:	.875	(28-32) Mike Bibby	Sacramento, 2004
6-Game Series:	.865	(45-52) Kobe Bryant	L.A. Lakers, 2003
5-Game Series:	.913	(21-23) Hersey Hawkins	Seattle, 1998
4-Game Series:	1.000	(11-11) Steve Smith	Portland, 2000
3-Game Series:	1.000	(17-17) Steve Nash	Dallas, 2002
Game:	1.000	(10-10) Steve Nash	Dallas @ Minnesota, 4/28/02

### MOST REBOUNDS

7-Game Series:	63	Brad Miller	Sacramento, 2004
6-Game Series:	94	Shaquille O'Neal	L.A. Lakers, 2004
5-Game Series:	57	Marcus Camby	Denver, 2004
4-Game Series:	52	Tim Duncan	San Antonio, 2001
3-Game Series:	47	Dirk Nowitzki	Dallas, 2002
Game:	23	Shaquille O'Neal	@ L.A. Lakers, 4/27/03



## OPPONENT INDIVIDUAL PLAYOFF RECORDS

### MOST OFFENSIVE REBOUNDS

7-Game Series:	19	Brad Miller	Sacramento, 2004
6-Game Series:	32	Shaquille O'Neal	L.A. Lakers, 2004
5-Game Series:	23	Vin Baker	Seattle, 1998
4-Game Series:	17	Tim Duncan	San Antonio, 1999
3-Game Series:	11	Charles Barkley	Houston, 1997
Game:	10	Shaquille O'Neal	@ L.A. Lakers, 4/27/03

### MOST DEFENSIVE REBOUNDS

7-Game Series:	44	Brad Miller/Chris Webber	Sacramento, 2004
6-Game Series:	63	Shaquille O'Neal	L.A. Lakers, 2003
5-Game Series:	43	Marcus Camby	Denver, 2004
4-Game Series:	39	David Robinson	San Antonio, 2001
3-Game Series:	42	Dirk Nowitzki	Dallas, 2002
Game:	15	Shaquille O'Neal	@ L.A. Lakers, 5/27/04

### MOST ASSISTS

7-Game Series:	61	Mike Bibby	Sacramento, 2004
6-Game Series:	40	Kobe Bryant	L.A. Lakers, 2003
5-Game Series:	28	Gary Payton	Seattle, 1998
4-Game Series:	25	Avery Johnson	San Antonio, 1999
3-Game Series:	27	Steve Nash	Dallas, 2002
Game:	12	Mike Bibby	@ Sacramento, 5/12/04

### MOST BLOCKED SHOTS

7-Game Series:	8	Brad Miller	Sacramento, 2004
6-Game Series:	18	Shaquille O'Neal	L.A. Lakers, 2004
5-Game Series:	9	Vin Baker	Seattle, 1998
4-Game Series:	12	Tim Duncan	San Antonio, 1999
3-Game Series:	9	Hakeem Olajuwon	Houston, 1997
Game:	5	Most recently: Shaquille O'Neal	@ L.A. Lakers, 4/24/03 (OT)

### MOST STEALS

7-Game Series:	14	Peja Stojakovic	Sacramento, 2004
6-Game Series:	13	Derek Fisher	L.A. Lakers, 2003
5-Game Series:	10	Hersey Hawkins/Gary Payton	Seattle, 1998
4-Game Series:	8	David Robinson	San Antonio, 1999
3-Game Series:	9	Dirk Nowitzki	Dallas, 2002
Game:	4	Most recently: Mike Bibby	Sacramento @ Minnesota, 5/4/04

### MOST PERSONAL FOULS

7-Game Series:	27	Brad Miller	Sacramento, 2004
6-Game Series:	23	Robert Horry	L.A. Lakers, 2003;
		Karl Malone	L.A. Lakers, 2004
5-Game Series:	22	Nené	Denver, 2004
4-Game Series:	16	Arvydas Sabonis	Portland, 2000
3-Game Series:	15	Raef LaFrentz	Dallas, 2002
Game:	6	Most recently: Shaquille O'Neal	L.A. Lakers @ Minnesota, 5/29/04

### MOST TURNOVERS

7-Game Series:	22	Mike Bibby	Sacramento, 2004
6-Game Series:	17	Kobe Bryant	L.A. Lakers, 2004
5-Game Series:	17	Carmelo Anthony	Denver, 2004
4-Game Series:	13	Derek Anderson	San Antonio, 2001
3-Game Series:	10	Charles Barkley	Houston, 1997
Game:	7	Carmelo Anthony	Denver @ Minnesota, 4/21/04

### MOST MINUTES PLAYED

7-Game Series:	305	Peja Stojakovic	Sacramento, 2004
6-Game Series:	271	Kobe Bryant	L.A. Lakers, 2003
5-Game Series:	212	Gary Payton	Seattle, 1998
4-Game Series:	170	Tim Duncan	San Antonio, 1999
3-Game Series:	139	Michael Finley	Dallas, 2002
Game (Reg.):	48	Gary Payton	@ Seattle, 5/2/98;
		Michael Finley	Dallas @ Minnesota, 4/28/02
Game (OT):	51	Kobe Bryant	@ L.A. Lakers, 4/24/03



## OPPONENT TEAM PLAYOFF HIGHS

### MOST POINTS

Game:	125	Houston @ Minnesota	4/29/97
Half:	67	Dallas @ Minnesota (1st)	4/28/02
Quarter:	40	Dallas @ Minnesota (1st)	4/28/02
Overtime:	9	@ L.A. Lakers	4/24/03;
		@ Sacramento	5/10/04

### MOST FIELD GOALS MADE

Game:	46	@ Dallas	4/24/02
-------	----	----------	---------

### MOST FIELD GOALS ATTEMPTED

Game:	98	@ L.A. Lakers	4/24/03 (OT)
	95	@ Denver	4/24/04

### HIGHEST FIELD-GOAL PERCENTAGE

Game:	.603	(44-73) Houston @ Minnesota	4/29/97
-------	------	-----------------------------	---------

### MOST THREE-POINT FIELD GOALS MADE

Game:	15	Houston @ Minnesota	4/29/97
-------	----	---------------------	---------

### MOST THREE-POINT FIELD GOALS ATTEMPTED

Game:	28	Houston @ Minnesota	4/29/97
-------	----	---------------------	---------

### HIGHEST THREE-POINT FIELD-GOAL PERCENTAGE

Game:	.571	(8-14) San Antonio @ Minnesota	4/30/01
-------	------	--------------------------------	---------

### MOST FREE THROWS MADE

Game:	32	San Antonio @ Minnesota	5/15/99;
		Dallas @ Minnesota	4/28/02

### MOST FREE THROWS ATTEMPTED

Game:	43	@ L.A. Lakers	5/25/04
-------	----	---------------	---------

### HIGHEST FREE-THROW PERCENTAGE

Game:	.944	(17-18) Portland @ Minnesota	4/30/00
-------	------	------------------------------	---------

### MOST REBOUNDS

Game:	58	@ Houston	4/24/97
-------	----	-----------	---------

### MOST OFFENSIVE REBOUNDS

Game:	20	@ Denver	4/24/04;
		@ Denver	4/27/04

### MOST DEFENSIVE REBOUNDS

Game:	42	@ Houston	4/24/97
-------	----	-----------	---------

### MOST ASSISTS

Game:	34	@ L.A. Lakers	5/1/03
-------	----	---------------	--------

### MOST BLOCKED SHOTS

Game:	10	@ Dallas	4/21/02
-------	----	----------	---------

### MOST STEALS

Game:	13	Most recently: Sacramento @ Minnesota	5/4/04
-------	----	---------------------------------------	--------

### MOST PERSONAL FOULS

Game:	31	L.A. Lakers @ Minnesota	4/22/03
-------	----	-------------------------	---------

### MOST TURNOVERS

Game:	19	Denver @ Minnesota	4/30/04
-------	----	--------------------	---------

## OPPONENT TEAM PLAYOFF LOWS

### FEWEST POINTS

Game:	71	@ San Antonio	5/11/99;
		L.A. Lakers @ Minnesota	5/23/04
Half:	31	@ San Antonio (1st)	5/11/99;
		Sacramento @ Minnesota (1st)	5/19/04
Quarter:	9	Denver @ Minnesota (2nd)	4/21/04
Overtime:	9	@ L.A. Lakers	4/24/03;
		@ Sacramento	5/10/04

### FEWEST FIELD GOALS MADE

Game:	25	@ San Antonio	5/11/99;
		L.A. Lakers @ Minnesota	5/23/04

### FEWEST FIELD GOALS ATTEMPTED

Game:	63	@ San Antonio	5/11/99
-------	----	---------------	---------

### LOWEST FIELD-GOAL PERCENTAGE

Game:	.333	(27-81) Sacramento @ Minnesota	5/14/04
-------	------	--------------------------------	---------

### FEWEST THREE-POINT FIELD GOALS MADE

Game:	0	@ San Antonio	5/11/99
-------	---	---------------	---------

### FEWEST THREE-POINT FIELD GOALS ATTEMPTED

Game:	7	@ San Antonio	5/9/99
-------	---	---------------	--------

### LOWEST THREE-POINT FIELD-GOAL PERCENTAGE

Game:	.000	(0-8) @ San Antonio	5/11/99
-------	------	---------------------	---------

### FEWEST FREE THROWS MADE

Game:	6	Denver @ Minnesota	4/30/04
-------	---	--------------------	---------

### FEWEST FREE THROWS ATTEMPTED

Game:	10	Denver @ Minnesota	4/30/04
-------	----	--------------------	---------

### LOWEST FREE-THROW PERCENTAGE

Game:	.471	(8-17) Sacramento @ Minnesota	5/19/04
-------	------	-------------------------------	---------

### FEWEST REBOUNDS

Game:	28	Portland @ Minnesota	4/30/00
-------	----	----------------------	---------

### FEWEST OFFENSIVE REBOUNDS

Game:	4	Houston @ Minnesota	4/29/97;
		@ Dallas	4/21/02

### FEWEST DEFENSIVE REBOUNDS

Game:	19	Portland @ Minnesota	4/30/00
-------	----	----------------------	---------

### FEWEST ASSISTS

Game:	11	@ San Antonio	5/11/99
-------	----	---------------	---------

### FEWEST BLOCKED SHOTS

Game:	1	Most recently: Sacramento @ Minnesota	5/19/04
-------	---	---------------------------------------	---------

### FEWEST STEALS

Game:	1	@ Houston	4/24/97
-------	---	-----------	---------

### FEWEST PERSONAL FOULS

Game:	14	@ San Antonio	5/11/99
-------	----	---------------	---------

### FEWEST TURNOVERS

Game:	6	@ Dallas	4/24/02
-------	---	----------	---------



## 2004 PLAYOFFS VS. L.A. LAKERS

WESTERN CONFERENCE FINALS: Los Angeles wins series, 4-2

### GAME 1 – MAY 21 AT TARGET CENTER

	1	2	3	4		FINAL	Attendance – 19,552	Time – 2:26	
L.A. Lakers	23	23	32	19	—	97	HIGH SCORER	HIGH REB.	HIGH ASSIST
Minnesota	24	20	23	21	—	88	O'Neal 27	O'Neal 18	Bryant/Fisher 6
							Sprewell 23	Olowokandi 11	Cassell 8

### GAME 2 – MAY 23 AT TARGET CENTER

	1	2	3	4		FINAL	Attendance – 19,707	Time – 2:32	
L.A. Lakers	24	13	19	15	—	71	HIGH SCORER	HIGH REB.	HIGH ASSIST
Minnesota	32	19	17	21	—	89	Bryant 27	O'Neal 16	Bryant 6
							Garnett 24	Garnett 11	Sprewell 8

### GAME 3 – MAY 25 AT STAPLES CENTER

	1	2	3	4		FINAL	Attendance – 18,997	Time – 2:37	
Minnesota	17	18	30	24	—	89	HIGH SCORER	HIGH REB.	HIGH ASSIST
L.A. Lakers	24	20	26	30	—	100	Garnett 22	Garnett 11	Garnett 7
							Bryant/O'Neal 22	O'Neal 17	Payton 9

### GAME 4 – MAY 27 AT STAPLES CENTER

	1	2	3	4		FINAL	Attendance – 18,997	Time – 2:29	
Minnesota	24	16	20	25	—	85	HIGH SCORER	HIGH REB.	HIGH ASSIST
L.A. Lakers	23	22	30	17	—	92	Garnett 28	Garnett 13	Garnett 9
							Bryant 31	O'Neal 19	Malone 8

### GAME 5 – MAY 29 AT TARGET CENTER

	1	2	3	4		FINAL	Attendance – 20,109	Time – 2:35	
L.A. Lakers	21	19	23	33	—	96	HIGH SCORER	HIGH REB.	HIGH ASSIST
Minnesota	14	32	27	25	—	98	Bryant 23	O'Neal 13	Bryant 7
							Garnett 30	Garnett 19	Sprewell 5

### GAME 6 – MAY 31 AT STAPLES CENTER

	1	2	3	4		FINAL	Attendance – 18,997	Time – 2:40	
Minnesota	17	29	22	22	—	90	HIGH SCORER	HIGH REB.	HIGH ASSIST
L.A. Lakers	28	20	19	29	—	96	Sprewell 27	Garnett 17	Martin/Sprewell 5
							O'Neal 25	O'Neal 11	Payton 8



## 2004 PLAYOFF STATS VS. LAKERS (2-4)

PLAYER	G	GS	MIN	FG-A	PCT	3FG-A	PCT	FT-A	PCT	--REBOUNDS--			AST	PF-DQ	STL	TO	BLK	PTS	AVG
										OFF	DEF	TOT							
Garnett	6	6	265	57-123	.463	3-7	.429	25-32	.781	13	68	81	27	20-2	7	22	7	142	23.7
Sprewell	6	6	261	44-108	.407	10-34	.294	27-31	.871	4	20	24	30	10-0	9	14	0	125	20.8
Szczerbiak	6	0	182	28-68	.412	7-21	.333	26-28	.929	5	22	27	13	19-0	5	17	1	89	14.8
Cassell	4	3	64	13-30	.433	4-11	.364	7-7	1.000	0	2	2	10	7-0	1	3	1	37	9.3
Hassell	6	6	126	16-26	.615	1-1	1.000	4-4	1.000	2	1	3	7	15-0	3	1	0	37	6.2
Martin	5	3	106	9-31	.290	2-11	.182	8-8	1.000	4	4	8	14	6-0	2	1	0	28	5.6
Hoiberg	6	0	148	13-28	.464	4-10	.400	3-3	1.000	5	23	28	8	9-0	3	3	0	33	5.5
Madsen	6	0	72	8-14	.571	0-0	.000	2-4	.500	9	7	16	1	21-0	1	2	0	18	3.0
Johnson	6	4	80	5-7	.714	0-0	.000	3-6	.500	3	16	19	1	20-0	2	1	3	13	2.2
Olowokandi	6	2	102	5-16	.313	0-1	.000	3-4	.750	8	20	28	0	26-0	0	6	5	13	2.2
Trent	3	0	7	1-2	.500	0-1	.000	0-0	.000	1	0	1	0	0-0	0	0	0	2	0.7
Miller	5	0	27	1-4	.250	0-0	.000	0-0	.000	0	5	5	1	12-0	0	2	3	2	0.4
<b>TIMBERWOLVES</b>	<b>6</b>		<b>1440</b>	<b>200-457</b>	<b>.438</b>	<b>31-97</b>	<b>.320</b>	<b>108-127</b>	<b>.850</b>	<b>54</b>	<b>188</b>	<b>242</b>	<b>112</b>	<b>165-2</b>	<b>33</b>	<b>77</b>	<b>20</b>	<b>539</b>	<b>89.8</b>
<b>LAKERS</b>	<b>6</b>		<b>1440</b>	<b>203-448</b>	<b>.453</b>	<b>38-108</b>	<b>.352</b>	<b>108-186</b>	<b>.581</b>	<b>72</b>	<b>180</b>	<b>252</b>	<b>152</b>	<b>126-1</b>	<b>33</b>	<b>66</b>	<b>27</b>	<b>552</b>	<b>92.0</b>





## 2004 PLAYOFFS VS. SACRAMENTO KINGS

WESTERN CONFERENCE SEMIFINALS: Minnesota wins series, 4-3

### GAME 1 – MAY 4 AT TARGET CENTER

	1	2	3	4		FINAL	HIGH SCORER	HIGH REB.	HIGH ASSIST
Sacramento	34	14	25	31	—	104	Bibby 33	Miller 10	Bibby 7
Minnesota	27	20	26	25	—	98	Cassell 40	Garnett 18	Garnett 7

### GAME 2 – MAY 8 AT TARGET CENTER

	1	2	3	4	FINAL	HIGH SCORER	HIGH REB.	HIGH ASSIST	
Sacramento	12	27	31	19	—	89	Stojakovic 26	Miller 11	Bibby 8
Minnesota	17	32	24	21	—	94	Garnett 28	Garnett/Johnson 11	Cassell 7

### GAME 3 – MAY 10 AT ARCO ARENA

	1	2	3	4	OT	FINAL	HIGH SCORER	HIGH REB.	HIGH ASSIST
Minnesota	22	24	33	25	10	114	Garnett 30	Garnett 15	Sprewell 6
Sacramento	18	28	23	35	9	113	Stojakovic 29	Christie 12	Bibby 10

### GAME 4 – MAY 12 AT ARCO ARENA

GAME 4 - MINN. TEXAS RANGERS					Final	Attendance – 17,317	Time – 2:30	High Reb.	High Assist
	1	2	3	4		High Scorer			
Minnesota	15	16	26	24	—	81	Garnett 19	Garnett 21	Cassell/Garnett 6
Sacramento	21	21	17	28	—	87	Webber 28	Webber 8	Bibby 12

### GAME 5 – MAY 14 AT TARGET CENTER

	1	2	3	4		FINAL	HIGH SCORER	HIGH REB.	HIGH ASSIST
Sacramento	18	16	23	17	—	74	Bibby 14	Miller 10	Bibby 6
Minnesota	18	20	26	22	—	86	Sprewell 34	Madsen 13	Cassell 7

### GAME 6 – MAY 16 AT ARCO ARENA

	1	2	3	4		FINAL	HIGH SCORER	HIGH REB.	HIGH ASSIST
Minnesota	30	14	19	24	—	87	Sprewell 27	Garnett 10	Garnett 5
Sacramento	24	33	21	26	—	104	Stojakovic 22	Stojakovic 8	Bibby 10

### GAME 7 – MAY 19 AT TARGET CENTER

	1	2	3	4	FINAL	HIGH SCORER	HIGH REB.	HIGH ASSIST
Sacramento	16	15	29	20	80	Christie 21	Three players 8	Bibby 8
Minnesota	22	19	21	21	83	Garnett 32	Garnett 21	Cassell 7



## 2004 PLAYOFF STATS VS. KINGS (4-3)

PLAYER	G	GS	MIN	FG-A	PCT	3FG-A	PCT	FT-A	PCT	--REBOUNDS--			AST	PF-DQ	STL	TO	BLK	PTS	AVG
										OFF	DEF	TOT							
Garnett	7	7	311	62-141	.440	2-8	.250	41-50	.820	18	90	108	30	20-0	12	31	24	167	23.9
Sprewell	7	7	308	51-123	.415	13-37	.351	18-25	.720	3	34	37	26	15-0	11	23	6	133	19.0
Cassell	7	7	249	45-97	.464	11-29	.379	24-32	.750	1	20	21	38	33-2	8	20	1	125	17.9
Hassell	7	7	203	29-63	.460	0-1	.000	6-6	1.000	8	10	18	13	15-0	0	9	6	64	9.1
Hoiberg	7	0	192	18-40	.450	15-30	.500	10-11	.909	3	26	29	11	13-0	8	4	0	61	8.7
Szczerbiak	3	0	44	8-18	.444	0-2	.000	6-6	1.000	4	2	6	4	3-0	1	2	0	22	7.3
Madsen	6	0	103	6-13	.462	0-0	.000	8-16	.500	15	14	29	1	18-0	3	4	2	20	3.3
Trent	6	0	55	6-18	.333	0-1	.000	5-8	.625	5	5	10	1	11-0	0	3	0	17	2.8
Johnson	7	7	156	9-21	.429	0-0	.000	1-1	1.000	13	27	40	8	19-0	6	1	3	19	2.7
Martin	6	0	42	2-11	.182	2-4	.500	5-6	.833	1	3	4	3	8-0	1	4	0	11	1.8
Olowokandi	4	0	42	2-9	.222	0-0	.000	0-0	.000	3	8	11	0	9-0	2	6	1	4	1.0
<b>TIMBERWOLVES</b>	<b>7</b>		<b>1705</b>	<b>238-554</b>	<b>.430</b>	<b>43-112</b>	<b>.384</b>	<b>124-161</b>	<b>.770</b>	<b>74</b>	<b>239</b>	<b>313</b>	<b>135</b>	<b>164-2</b>	<b>52</b>	<b>111</b>	<b>43</b>	<b>643</b>	<b>91.9</b>
<b>KINGS</b>	<b>7</b>		<b>1705</b>	<b>237-574</b>	<b>.413</b>	<b>37-111</b>	<b>.333</b>	<b>140-177</b>	<b>.791</b>	<b>68</b>	<b>221</b>	<b>289</b>	<b>163</b>	<b>144-1</b>	<b>63</b>	<b>90</b>	<b>21</b>	<b>651</b>	<b>93.0</b>



## 2004 PLAYOFFS VS. DENVER NUGGETS

FIRST ROUND: Minnesota wins series, 4-1

### GAME 1 – APRIL 18 AT TARGET CENTER

	1	2	3	4		FINAL	HIGH SCORER	HIGH REB.	HIGH ASSIST
Denver	22	20	26	24	—	92	Anthony/Camby 19	Camby 8	Boykins 5
Minnesota	31	20	28	27	—	106	Cassell 40	Garrett 20	Garrett/Sprewell 4

### GAME 2 – APRIL 21 AT TARGET CENTER

	1	2	3	4		FINAL	HIGH SCORER	HIGH REB.	HIGH ASSIST
Denver	27	9	18	27	—	81	Lenard 24	Anthony 9	Anthony/Nené 3
Minnesota	28	22	16	29	—	95	Sprewell 31	Garrett 22	Garrett 10

### GAME 3 – APRIL 24 AT PEPSI CENTER

	1	2	3	4		FINAL	HIGH SCORER	HIGH REB.	HIGH ASSIST
Minnesota	18	23	25	20	—	86	Sprewell 25	Garnett 11	Garnett 8
Denver	30	24	31	22	—	107	Anthony 24	Camby 16	Miller 6

### GAME 4 – APRIL 27 AT PEPSI CENTER

	1	2	3	4		FINAL	HIGH SCORER	HIGH REB.	HIGH ASSIST
Minnesota	20	16	30	18	—	84	Garnett 27	Garnett 14	Garnett 5
Denver	20	16	27	19	—	82	Lenard 28	Camby 14	Camby 5

### GAME 5 – APRIL 30 AT TARGET CENTER

	1	2	3	4		FINAL	HIGH SCORER	HIGH REB.	HIGH ASSIST
Denver	19	26	21	25	—	91	Camby/Miller 21	Camby 15	Boykins/Lenard 4
Minnesota	28	29	17	28	—	102	Garrett 28	Garrett/Madsen 7	Garrett 8



## 2004 PLAYOFF STATS VS. NUGGETS (4-1)

PLAYER	G	GS	MIN	FG-A	PCT	3FG-A	PCT	FT-A	PCT	--REBOUNDS--			AST	PF-DQ	STL	TO	BLK	PTS	AVG
										OFF	DEF	TOT							
Garrett	5	5	207	49-108	.454	0-1	.000	31-43	.721	8	66	74	35	17-0	5	22	10	129	25.8
Cassell	5	5	184	36-75	.480	10-20	.500	21-22	.955	2	15	17	22	13-0	3	20	1	103	20.6
Sprewell	5	5	202	35-78	.449	14-25	.560	15-21	.714	4	14	18	16	10-0	9	10	6	99	19.8
Szczerbiak	3	0	72	11-26	.423	3-6	.500	6-7	.857	0	6	6	3	9-0	0	5	1	31	10.3
Hassell	5	5	143	17-30	.567	0-0	.000	3-6	.500	11	12	23	7	12-0	7	6	1	37	7.4
Hoiberg	5	0	98	8-18	.444	3-8	.375	2-2	1.000	1	8	9	4	7-0	5	1	0	21	4.2
Johnson	5	5	120	5-10	.500	0-0	.000	6-9	.667	11	14	25	4	17-0	3	4	4	16	3.2
Olowokandi	5	0	80	5-12	.417	0-0	.000	4-4	1.000	5	8	13	2	15-0	0	5	5	14	2.8
Martin	5	0	34	3-9	.333	2-5	.400	3-6	.500	0	2	2	6	3-0	1	3	0	11	2.2
Madsen	5	0	47	3-5	.600	0-0	.000	3-9	.333	4	9	13	0	4-0	1	1	2	9	1.8
Trent	4	0	9	1-5	.200	0-0	.000	0-0	.000	0	1	1	1	0-0	0	0	0	2	0.5
Miller	3	0	4	0-0	.000	0-0	.000	1-2	.500	0	0	0	0	1-0	0	1	0	1	0.3
<b>TIMBERWOLVES</b>	<b>5</b>		<b>1200</b>	<b>173-376</b>	<b>.460</b>	<b>32-65</b>	<b>.492</b>	<b>95-131</b>	<b>.725</b>	<b>46</b>	<b>155</b>	<b>201</b>	<b>100</b>	<b>108-0</b>	<b>34</b>	<b>82</b>	<b>30</b>	<b>473</b>	<b>94.6</b>
<b>NUGGETS</b>	<b>5</b>		<b>1200</b>	<b>186-436</b>	<b>.427</b>	<b>22-65</b>	<b>.338</b>	<b>59-84</b>	<b>.702</b>	<b>72</b>	<b>144</b>	<b>216</b>	<b>102</b>	<b>121-2</b>	<b>39</b>	<b>71</b>	<b>14</b>	<b>453</b>	<b>90.6</b>



## 2003 PLAYOFFS VS. L.A. LAKERS

FIRST ROUND: Los Angeles wins series, 4-2

### GAME 1 – APRIL 20 AT TARGET CENTER

	1	2	3	4		FINAL	HIGH SCORER	HIGH REB.	HIGH ASSIST
L.A. Lakers	39	27	22	29	—	117	Bryant 39	O'Neal 10	Bryant/Horry 8
Minnesota	23	29	24	22	—	98	Garnett 23	Garnett 14	Garnett 7

### GAME 2 – APRIL 22 AT TARGET CENTER

	1	2	3	4	FINAL	HIGH SCORER	HIGH REB.	HIGH ASSIST
L.A. Lakers	23	20	24	24	—	91 Bryant/O'Neal 27	O'Neal 14	Bryant 8
Minnesota	28	29	31	31	119	Hudson 37	Garnett 20	Hudson 10

### GAME 3 – APRIL 24 AT STAPLES CENTER

	1	2	3	4	OT		FINAL	Attendance – 18,997	Time – 3:15	HIGH ASSIST
Minnesota	29	23	28	21	13	—	114	<b>HIGH SCORER</b> Garnett 33	<b>HIGH REB.</b> Garnett 14	Strickland 7
L.A. Lakers	24	22	25	30	9	—	110	Bryant 30	O'Neal 17	Bryant 6

### GAME 4 – APRIL 27 AT STAPLES CENTER

GAME 4 - LAKEES VS MINNAPOLIS					MINNAPOLIS VS LAKEES				
	1	2	3	4	FINAL	HIGH SCORER	HIGH REB.	HIGH ASSIST	
Minnesota	26	19	29	23	—	97	Garnett/Hudson 28	Garnett 18	Garnett 5
L.A. Lakers	25	18	28	31	—	102	O'Neal 34	O'Neal 23	O'Neal 6

### GAME 5 – APRIL 29 AT TARGET CENTER

GAME 6 - LA LAKERS AT MINNESOTA TIMBERWOLVES						FINAL	Attendance – 20,098	Time – 2:21	HIGH REB.	HIGH ASSIST
	1	2	3	4			<b>HIGH SCORER</b>			
L. A. Lakers	28	30	36	26	—	120	Bryant 32		O'Neal 11	George 6
Minnesota	25	23	25	17	—	90	Garnett 25		Garnett 16	Hudson 7

### GAME 6 – MAY 1 AT STAPLES CENTER

	1	2	3	4		FINAL	HIGH SCORER	HIGH REB.	HIGH ASSIST
Minnesota	30	13	20	22	—	85	Garnett/Hudson 18	Garnett 12	Garnett/Szczerbiak 5
L.A. Lakers	25	22	22	32	—	101	Bryant 31	O'Neal 17	O'Neal 9



## 2003 PLAYOFF STATS VS. LAKERS (2-4)

PLAYER	G	GS	MIN	FG-A	PCT	3FG-A	PCT	FT-A	PCT	--REBOUNDS--			AST	PF-DQ	STL	TO	BLK	PTS	AVG
										OFF	DEF	TOT							
Garnett	6	6	265	71-138	.514	3-9	.333	17-28	.607	11	83	94	31	23-1	10	18	10	162	27.0
Hudson	6	6	221	44-106	.415	17-39	.436	36-38	.947	1	11	12	33	5-0	8	16	0	141	23.5
Szczerbiak	6	6	252	29-61	.475	3-14	.214	26-30	.867	6	24	30	13	19-0	6	18	1	87	14.5
Jackson	6	0	110	17-32	.531	0-1	.000	16-19	.842	10	23	33	8	19-0	2	9	1	50	8.3
Nesterovic	6	6	169	19-38	.500	0-0	.000	4-6	.667	9	21	30	4	28-1	1	5	4	42	7.0
Gill	6	0	118	10-27	.370	2-4	.500	9-14	.643	6	7	13	7	12-0	4	4	1	31	5.2
Peeler	6	5	166	13-38	.342	2-16	.125	1-2	.500	5	16	21	18	14-0	4	4	1	29	4.8
Strickland	6	0	73	11-21	.524	0-0	.000	6-6	1.000	0	6	6	17	5-0	4	8	2	28	4.7
Smith	5	1	40	4-6	.667	0-0	.000	6-6	1.000	0	6	6	0	14-0	1	3	1	14	2.8
Trent	6	0	42	5-14	.357	0-0	.000	4-6	.667	4	3	7	1	6-0	1	4	0	14	2.3
Woods	2	0	2	1-3	.333	0-0	.000	0-0	.000	1	0	1	0	0-0	0	0	0	2	1.0
Wilks	4	0	7	1-2	.500	1-1	1.000	0-0	.000	0	0	0	0	0-0	0	0	0	3	0.8
<b>TIMBERWOLVES</b>	<b>6</b>		<b>1465</b>	<b>225-486</b>	<b>.463</b>	<b>28-84</b>	<b>.333</b>	<b>125-155</b>	<b>.806</b>	<b>53</b>	<b>200</b>	<b>253</b>	<b>132</b>	<b>145-2</b>	<b>41</b>	<b>95</b>	<b>21</b>	<b>603</b>	<b>100.5</b>
<b>LAKERS</b>	<b>6</b>		<b>1465</b>	<b>240-531</b>	<b>.452</b>	<b>49-133</b>	<b>.368</b>	<b>112-162</b>	<b>.691</b>	<b>82</b>	<b>182</b>	<b>264</b>	<b>156</b>	<b>144-2</b>	<b>51</b>	<b>72</b>	<b>34</b>	<b>641</b>	<b>106.8</b>



## 2002 PLAYOFFS VS. DALLAS MAVERICKS

FIRST ROUND: Dallas wins series, 3-0

### GAME 1 – APRIL 21 AT AMERICAN AIRLINES CENTER

	1	2	3	4	
Minnesota	31	16	26	21	—
Dallas	22	28	23	28	—

**FINAL**  
94  
101

Attendance – 20,010

**HIGH SCORER**  
Billups 25  
Nowitzki 30

Time – 2:33

**HIGH REB.**  
Garnett 21  
Nowitzki 15

**HIGH ASSIST**  
Billups 9  
Van Exel 7

### GAME 2 – APRIL 24 AT AMERICAN AIRLINES CENTER

	1	2	3	4	
Minnesota	28	31	27	24	—
Dallas	33	30	34	25	—

**FINAL**  
110  
122

Attendance – 20,084

**HIGH SCORER**  
Garnett 31  
Nowitzki 31

Time – 2:29

**HIGH REB.**  
Garnett 18  
Nowitzki 15

**HIGH ASSIST**  
Billups/Garnett 4  
Nash 10

### GAME 3 – APRIL 28 AT TARGET CENTER

	1	2	3	4	
Dallas	40	27	30	18	—
Minnesota	28	29	22	23	—

**FINAL**  
115  
102

Attendance – 18,795

**HIGH SCORER**  
Nowitzki 39  
Garnett 22

Time – 2:37

**HIGH REB.**  
Nowitzki 17  
Garnett 17

**HIGH ASSIST**  
Nash 11  
Garnett 5



## 2002 PLAYOFF STATS VS. MAVERICKS (0-3)

PLAYER	G	GS	MIN	FG-A	PCT	3FG-A	PCT	FT-A	PCT	--REBOUNDS--			AST	PF-DQ	STL	TO	BLK	PTS	AVG
										OFF	DEF	TOT							
Garnett	3	3	130	24-56	.429	1-2	.500	23-32	.719	16	40	56	15	11-0	5	12	5	72	24.0
Billups	3	3	134	23-51	.451	6-15	.400	14-20	.700	1	14	15	17	14-1	3	9	1	66	22.0
Szczerbiak	3	3	131	21-44	.477	2-9	.222	16-18	.889	9	12	21	6	8-0	2	8	0	60	20.0
Nesterovic	3	3	92	15-31	.484	0-0	.000	4-9	.444	6	14	20	3	10-0	1	4	0	34	11.3
Peeler	3	0	67	9-20	.450	5-9	.556	4-6	.667	1	12	13	2	5-0	4	6	0	27	9.0
Trent	3	0	48	8-16	.500	0-0	.000	3-6	.500	5	4	9	1	8-0	0	3	0	19	6.3
Smith	3	1	43	3-7	.429	0-0	.000	7-8	.875	4	7	11	0	8-0	0	1	1	13	4.3
Mitchell	3	2	34	3-9	.333	0-0	.000	2-2	1.000	0	2	2	3	5-0	1	0	1	8	2.7
Lopez	3	0	30	1-4	.250	1-2	.500	1-2	.500	1	0	1	1	6-0	1	1	0	4	1.3
Pack	3	0	10	1-5	.200	0-1	.000	1-1	1.000	0	0	0	0	5-0	0	1	0	3	1.0
Jackson	1	0	1	0-0	.000	0-0	.000	0-0	.000	0	0	0	0	1-0	0	0	0	0	0.0
<b>TIMBERWOLVES</b>	<b>3</b>		<b>720</b>	<b>108-243</b>	<b>.444</b>	<b>15-38</b>	<b>.395</b>	<b>75-104</b>	<b>.721</b>	<b>43</b>	<b>105</b>	<b>148</b>	<b>48</b>	<b>81-1</b>	<b>17</b>	<b>47</b>	<b>8</b>	<b>306</b>	<b>102.0</b>
<b>MAVERICKS</b>	<b>3</b>		<b>720</b>	<b>118-256</b>	<b>.461</b>	<b>31-69</b>	<b>.449</b>	<b>71-81</b>	<b>.877</b>	<b>25</b>	<b>99</b>	<b>124</b>	<b>58</b>	<b>81-2</b>	<b>21</b>	<b>32</b>	<b>16</b>	<b>338</b>	<b>112.7</b>



## 2001 PLAYOFFS VS. SAN ANTONIO SPURS

FIRST ROUND: San Antonio wins series, 3-1

### GAME 1 – APRIL 21 AT THE ALAMODOME

	1	2	3	4		FINAL	HIGH SCORER	HIGH REB.	HIGH ASSIST
Minnesota	24	13	28	17	—	82	Garnett 25	Garnett 13	Brandon 8
San Antonio	25	26	12	24	—	87	Duncan 33	Duncan 15	Duncan/Ferry 4

### GAME 2 – APRIL 23 AT THE ALAMODOME

	1	2	3	4		FINAL	HIGH SCORER	HIGH REB.	HIGH ASSIST
Minnesota	16	20	15	18	—	69	Garnett 18	Garnett 12	Six with 2
San Antonio	20	30	24	12	—	86	Duncan 18	Duncan/Robinson 11	Duncan/Porter 4

### GAME 3 – APRIL 28 AT TARGET CENTER

	1	2	3	4		FINAL	HIGH SCORER	HIGH REB.	HIGH ASSIST
San Antonio	19	23	24	18	—	84	Robinson 22	Robinson 17	Anderson 4
Minnesota	24	23	21	25	—	93	Garnett 22	Garnett 8	Brandon 9

### GAME 4 – APRIL 30 AT TARGET CENTER

	1	2	3	4		FINAL	HIGH SCORER	HIGH REB.	HIGH ASSIST
San Antonio	19	25	27	26	—	97	Duncan 24	Duncan 16	Anderson 6
Minnesota	19	24	20	21	—	84	Szczerbiak 20	Garnett 15	Brandon 6



## 2002 PLAYOFF STATS VS. SPURS (1-3)

PLAYER	G	GS	MIN	FG-A	PCT	3FG-A	PCT	FT-A	PCT	--REBOUNDS--			AST	PF-DQ	STL	TO	BLK	PTS	AVG
										OFF	DEF	TOT							
Garnett	4	4	165	27-58	.466	0-3	.000	30-36	.833	10	38	48	17	13-0	4	6	6	84	21.0
Brandon	4	4	153	27-62	.435	4-9	.444	3-3	1.000	2	15	17	25	10-0	4	8	2	61	15.3
Szczerbiak	4	4	143	18-37	.486	0-1	.000	20-25	.800	4	14	18	10	6-0	5	12	3	56	14.0
Peeler	4	4	137	14-53	.264	6-17	.353	0-0	.000	3	11	14	7	10-0	7	6	1	34	8.5
Ellis	4	0	77	9-23	.391	0-1	.000	6-8	.750	7	7	14	0	13-0	1	5	3	24	6.0
Garrett	3	2	41	4-12	.333	0-0	.000	5-6	.833	2	7	9	0	6-0	1	0	1	13	4.3
Lopez	4	0	55	7-22	.318	1-5	.200	2-3	.667	4	7	11	5	5-0	4	2	0	17	4.3
Avery	2	0	12	3-6	.500	1-2	.500	0-0	.000	0	1	1	2	0-0	0	0	1	7	3.5
Slater	4	0	52	6-16	.375	0-0	.000	1-2	.500	5	9	14	0	15-1	2	3	3	13	3.3
Nesterovic	4	2	49	5-13	.385	0-0	.000	0-0	.000	5	7	12	3	9-0	1	3	3	10	2.5
Mitchell	4	0	50	2-10	.200	0-1	.000	2-2	1.000	1	6	7	3	5-0	1	1	0	6	1.5
Billups	3	0	26	1-6	.167	0-1	.000	1-1	1.000	1	4	5	2	5-0	0	1	0	3	1.0
<b>TIMBERWOLVES</b>	<b>4</b>		<b>960</b>	<b>123-318</b>	<b>.387</b>	<b>12-40</b>	<b>.300</b>	<b>70-86</b>	<b>.814</b>	<b>44</b>	<b>126</b>	<b>170</b>	<b>74</b>	<b>97-1</b>	<b>30</b>	<b>51</b>	<b>23</b>	<b>328</b>	<b>82.0</b>
<b>SPURS</b>	<b>4</b>		<b>960</b>	<b>127-296</b>	<b>.429</b>	<b>24-58</b>	<b>.414</b>	<b>76-105</b>	<b>.724</b>	<b>40</b>	<b>132</b>	<b>172</b>	<b>76</b>	<b>82-0</b>	<b>21</b>	<b>56</b>	<b>18</b>	<b>354</b>	<b>88.5</b>





## 2000 PLAYOFFS VS. PORTLAND TRAIL BLAZERS

FIRST ROUND: Portland wins series, 3-1

### GAME 1 – APRIL 23 AT THE ROSE GARDEN

GAME 1 – APRIL 23 AT THE ROSE GARDEN						Attendance – 20,044	Time – 2:31		
	1	2	3	4	FINAL	HIGH SCORER	HIGH REB.	HIGH ASSIST	
Minnesota	22	25	28	13	—	88	Garnett 10	Brandon 12	
Portland	33	15	21	22	—	91	Pippen 9	Stoudamire 4	

### GAME 2 – APRIL 26 AT THE ROSE GARDEN

GAME 2 – APRIL 26 AT THE ROSE GARDEN						Attendance – 20,568	Time – 2:32		
	1	2	3	4	FINAL	HIGH SCORER	HIGH REB.	HIGH ASSIST	
Minnesota	24	17	17	24	—	82	Garnett 23	Garnett 10	Brandon 6
Portland	19	21	27	19	—	86	Pippen 21	Pippen/Wallace 7	Stoudamire 6

### GAME 3 – APRIL 30 AT TARGET CENTER

GAME 3 – APRIL 30 AT TARGET CENTER						Attendance – 19,006	Time – 2:24		
	1	2	3	4		FINAL	HIGH SCORER	HIGH REB.	HIGH ASSIST
Portland	20	20	28	19	—	87	Smith 22	Grant 7	Pippen/Stoudamire 6
Minnesota	24	23	21	26	—	94	Brandon 28	Garnett 13	Brandon 12

### GAME 4 – MAY 2 AT TARGET CENTER

GAME 4 –MAY 2 AT TARGET CENTER						Attendance – 19,006	Time – 2:26		
	1	2	3	4	FINAL	HIGH SCORER	HIGH REB.	HIGH ASSIST.	
Portland	18	18	21	28	—	85	Sabonis 15	Sabonis 11	Pippen 6
Minnesota	22	18	24	13	—	77	Garnett 17	Garnett 10	Garnett 9



## 2000 PLAYOFF STATS VS. TRAIL BLAZERS (1-3)

PLAYER	G	GS	MIN	FG-A	PCT	3FG-A	PCT	FT-A	PCT	--REBOUNDS--			AST	PF-DQ	STL	TO	BLK	PTS	AVG
										OFF	DEF	TOT							
Brandon	4	4	162	32-63	.508	4-11	.364	10-11	.909	4	19	23	34	11-0	3	8	0	78	19.5
Garnett	4	4	171	30-78	.385	2-3	.667	13-16	.813	13	30	43	35	12-0	5	11	3	75	18.8
Sealy	4	4	122	19-41	.463	1-3	.333	11-16	.688	5	13	18	5	10-0	2	8	0	50	12.5
Peeler	4	0	90	11-24	.458	2-10	.200	6-8	.750	2	7	9	5	9-0	3	1	1	30	7.5
Nesterovic	4	4	126	11-25	.440	0-0	.000	3-6	.500	5	8	13	6	20-1	3	4	7	25	6.3
Szczerbiak	4	4	94	12-30	.400	0-3	.000	0-0	.000	2	6	8	2	7-0	3	1	1	24	6.0
Mitchell	4	0	68	9-18	.500	2-5	.400	3-3	1.000	2	5	7	2	5-0	0	4	1	23	5.8
Jackson	3	0	30	4-8	.500	1-3	.333	6-6	1.000	0	5	5	4	4-0	2	2	1	15	5.0
Smith	4	0	79	8-17	.471	0-1	.000	2-2	1.000	7	5	12	1	15-0	3	4	1	18	4.5
Garrett	3	0	16	1-2	.500	0-0	.000	1-2	.500	1	1	2	0	2-0	0	0	1	3	1.0
Hammonds	1	0	2	0-0	.000	0-0	.000	0-0	.000	0	0	0	0	0-0	0	0	0	0	0.0
<b>TIMBERWOLVES</b>	<b>4</b>		<b>960</b>	<b>137-306</b>	<b>.448</b>	<b>12-39</b>	<b>.308</b>	<b>55-70</b>	<b>.786</b>	<b>41</b>	<b>99</b>	<b>140</b>	<b>94</b>	<b>95-1</b>	<b>24</b>	<b>47</b>	<b>16</b>	<b>341</b>	<b>85.3</b>
<b>TRAIL BLAZERS</b>	<b>4</b>		<b>960</b>	<b>125-287</b>	<b>.436</b>	<b>23-62</b>	<b>.371</b>	<b>76-91</b>	<b>.835</b>	<b>35</b>	<b>106</b>	<b>141</b>	<b>78</b>	<b>84-1</b>	<b>21</b>	<b>51</b>	<b>15</b>	<b>349</b>	<b>87.3</b>



## 1999 PLAYOFFS VS. SAN ANTONIO SPURS

FIRST ROUND: San Antonio wins series, 3-1

### GAME 1 – MAY 9 AT THE ALAMODOME

	1	2	3	4		FINAL	Attendance – 22,356	Time – 2:21	HIGH REB.	HIGH ASSIST
Minnesota	26	23	17	20	—	86	<b>HIGH SCORER</b>	<b>HIGH REB.</b>	Garrett/Brandon 8	Brandon 11
San Antonio	26	24	23	26	—	99	Garrett 21	Duncan 12	Johnson 10	
							Duncan 26			

### GAME 2 – MAY 11 AT THE ALAMODOME

	1	2	3	4		FINAL	Attendance – 22,494	Time – 2:16	HIGH REB.	HIGH ASSIST
Minnesota	19	18	23	20	—	80	<b>HIGH SCORER</b>	<b>HIGH REB.</b>	Garrett 12	Brandon 9
San Antonio	21	10	20	20	—	71	Garrett 23	Duncan 16	Elie 4	
							Duncan 18			

### GAME 3 – MAY 13 AT TARGET CENTER

	1	2	3	4		FINAL	Attendance – 17,444	Time – 2:07	HIGH REB.	HIGH ASSIST
San Antonio	17	27	19	22	—	85	<b>HIGH SCORER</b>	<b>HIGH REB.</b>	Robinson 18	Duncan/Robinson 7
Minnesota	16	12	20	23	—	71	Johnson 24	Garrett 12	Three with 2	
							Garrett 23			

### GAME 4 – MAY 15 AT TARGET CENTER

	1	2	3	4		FINAL	Attendance – 15,898	Time – 2:31	HIGH REB.	HIGH ASSIST
San Antonio	21	23	20	28	—	92	<b>HIGH SCORER</b>	<b>HIGH REB.</b>	Robinson 11	Johnson 6
Minnesota	26	16	21	22	—	85	Robinson 19	Garrett 16	Brandon/Garrett 8	
							Brandon 27			



## 1999 PLAYOFF STATS VS. SPURS (1-3)

PLAYER	G	GS	MIN	FG-A	PCT	3FG-A	PCT	FT-A	PCT	--REBOUNDS--			AST	PF-DQ	STL	TO	BLK	PTS	AVG
										OFF	DEF	TOT							
Garrett	4	4	170	35-79	.443	0-2	.000	17-23	.739	16	32	48	15	10-0	7	13	8	87	21.8
Brandon	4	4	161	31-69	.449	3-5	.600	12-13	.923	2	28	30	28	11-0	9	14	2	77	19.3
Mitchell	4	1	131	15-40	.375	1-6	.167	9-12	.750	5	9	14	6	13-0	1	8	2	40	10.0
Smith	4	4	120	11-37	.297	0-0	.000	8-11	.727	10	16	26	5	15-0	2	5	8	30	7.5
Peeler	4	4	125	11-35	.314	5-13	.385	0-0	.000	7	9	16	6	12-1	4	4	0	27	6.8
Garrett	4	3	92	10-18	.556	0-0	.000	2-5	.400	9	7	16	5	16-1	2	2	3	22	5.5
Sealy	4	0	70	8-23	.348	0-0	.000	4-5	.800	2	4	6	3	4-0	1	2	1	20	5.0
Nesterovic	3	0	29	4-8	.500	0-0	.000	0-0	.000	4	3	7	3	4-0	0	1	0	8	2.7
Hammonds	4	0	18	0-0	.000	0-0	.000	4-4	1.000	0	2	2	0	4-0	0	1	0	4	1.0
Jackson	4	0	27	2-10	.200	0-3	.000	0-0	.000	1	3	4	2	3-0	0	1	0	4	1.0
Robinson	4	0	10	1-4	.250	1-3	.333	0-0	.000	0	1	1	0	3-0	0	3	0	3	0.8
Patterson	2	0	7	0-0	.000	0-0	.000	0-0	.000	1	3	4	2	1-0	0	1	0	0	0.0
<b>TIMBERWOLVES</b>	<b>4</b>		<b>960</b>	<b>128-323</b>	<b>.396</b>	<b>10-32</b>	<b>.313</b>	<b>56-73</b>	<b>.767</b>	<b>57</b>	<b>117</b>	<b>174</b>	<b>75</b>	<b>96-2</b>	<b>26</b>	<b>58</b>	<b>24</b>	<b>322</b>	<b>80.5</b>
<b>SPURS</b>	<b>4</b>		<b>960</b>	<b>128-291</b>	<b>.440</b>	<b>11-39</b>	<b>.282</b>	<b>80-109</b>	<b>.734</b>	<b>43</b>	<b>120</b>	<b>163</b>	<b>81</b>	<b>71-0</b>	<b>35</b>	<b>52</b>	<b>23</b>	<b>347</b>	<b>86.8</b>



## 1998 PLAYOFFS VS. SEATTLE SUPERSONICS

FIRST ROUND: Seattle wins series, 3-2

### GAME 1 – APRIL 24 AT KEYARENA

	1	2	3	4		FINAL	HIGH SCORER	HIGH REB.	HIGH ASSIST
Minnesota	21	11	26	25	—	83	Garnett 18	Garnett 18	Marbury 5
Seattle	34	19	29	26	—	108	Baker 25	Baker 12	Payton 7

### GAME 2 – APRIL 26 AT KEYARENA

	1	2	3	4		FINAL	HIGH SCORER	HIGH REB.	HIGH ASSIST
Minnesota	28	22	27	21	—	98	Marbury 25	Peeler 14	Marbury 7
Seattle	20	25	26	22	—	93	Payton 32	Schrempf 10	McMillan 6

### GAME 3 – APRIL 28 AT TARGET CENTER

	1	2	3	4		FINAL	HIGH SCORER	HIGH REB.	HIGH ASSIST
Seattle	28	18	26	18	—	90	Payton 26	Baker 12	Three with 5
Minnesota	24	26	17	31	—	98	Peeler 20	Garnett 8	Marbury 11

### GAME 4 – APRIL 30 AT TARGET CENTER

	1	2	3	4		FINAL	HIGH SCORER	HIGH REB.	HIGH ASSIST
Seattle	28	18	21	25	—	92	Payton/Hawkins 24	Baker 12	Payton 8
Minnesota	21	22	20	25	—	88	Garnett 20	Garnett 10	Marbury 7

### GAME 5 – MAY 2 AT KEYARENA

	1	2	3	4	FINAL	HIGH SCORER	HIGH REB.	HIGH ASSIST
Minnesota	27	20	17	20	84	Peeler 28	Jordan 8	Marbury 8
Seattle	24	20	27	16	97	Payton 29	Schrempf 11	Three with 4



## 1998 PLAYOFF STATS VS. SUPERSONICS (2-3)

PLAYER	G	GS	MIN	FG-A	PCT	3FG-A	PCT	FT-A	PCT	--REBOUNDS--			AST	PF-DQ	STL	TO	BLK	PTS	AVG
										OFF	DEF	TOT							
Peeler	5	5	213	31-77	.403	15-31	.484	4-4	1.000	16	22	38	18	15-0	10	8	3	81	16.2
Garnett	5	5	194	36-75	.480	0-0	.000	7-9	.778	17	31	48	20	17-0	4	22	12	79	15.8
Porter	5	4	188	27-63	.429	10-25	.400	15-18	.833	7	18	25	16	10-0	5	4	0	79	15.8
Mitchell	5	5	177	26-58	.448	3-14	.214	17-19	.895	7	20	27	8	18-0	1	5	1	72	14.4
Marbury	5	5	209	22-72	.306	7-25	.280	18-23	.783	5	11	16	38	16-0	12	18	0	69	13.8
Hammonds	5	1	113	12-28	.429	0-0	.000	12-16	.750	10	12	22	2	18-0	0	4	1	36	7.2
Jordan	2	0	29	5-8	.625	1-1	1.000	1-2	.500	3	6	9	3	5-0	1	0	0	12	6.0
Williams	4	0	58	6-15	.400	1-2	.500	7-9	.778	2	7	9	11	14-0	3	3	1	20	5.0
Wheat	1	0	3	1-2	.500	0-0	.000	0-0	.000	0	1	1	0	0-0	1	0	0	2	2.0
Roberts	1	0	8	0-1	.000	0-0	.000	1-2	.500	1	1	2	0	0-0	0	1	0	1	1.0
Curley	2	0	7	0-0	.000	0-0	.000	0-0	.000	0	0	0	0	0-0	0	0	0	0	0.0
Parks	1	0	1	0-0	.000	0-0	.000	0-0	.000	0	0	0	0	0-0	0	0	0	0	0.0
<b>TIMBERWOLVES</b>	<b>5</b>		<b>1200</b>	<b>166-399</b>	<b>.416</b>	<b>37-98</b>	<b>.378</b>	<b>82-102</b>	<b>.804</b>	<b>68</b>	<b>129</b>	<b>197</b>	<b>116</b>	<b>113-0</b>	<b>37</b>	<b>70</b>	<b>18</b>	<b>451</b>	<b>90.2</b>
<b>SUPERSONICS</b>	<b>5</b>		<b>1200</b>	<b>180-383</b>	<b>.470</b>	<b>32-106</b>	<b>.302</b>	<b>88-113</b>	<b>.779</b>	<b>57</b>	<b>148</b>	<b>205</b>	<b>115</b>	<b>112-2</b>	<b>42</b>	<b>69</b>	<b>19</b>	<b>480</b>	<b>96.0</b>



1997 PLAYOFFS VS. HOUSTON ROCKETS

FIRST ROUND: Houston wins series, 3-0

GAME 1 – APRIL 24 AT THE SUMMIT

	1	2	3	4		FINAL	Attendance – 16,285	Time – 2:10	HIGH REB.	HIGH ASSIST
Minnesota	25	23	17	30	—	95	HIGH SCORER	Marbury 28	Garrett 9	Three with 4
Houston	31	30	27	24	—	112	Elie 21	Willis 13	Drexler 8	

GAME 2 – APRIL 26 AT THE SUMMIT

	1	2	3	4		FINAL	Attendance – 16,285	Time – 2:29	HIGH REB.	HIGH ASSIST
Minnesota	20	23	22	19	—	84	HIGH SCORER	Marbury 22	Garrett 14	Marbury 6
Houston	24	17	25	30	—	96	Barkley 20	Barkley 15	Drexler 7	

GAME 3 – APRIL 29 AT TARGET CENTER

	1	2	3	4		FINAL	Attendance – 19,006	Time – 2:18	HIGH REB.	HIGH ASSIST
Houston	32	27	32	34	—	125	HIGH SCORER	Maloney 26	Olajuwon 11	Drexler 9
Minnesota	29	30	32	29	—	120	Gugliotta 27	Garrett 15	Marbury 13	



1997 PLAYOFF STATS VS. ROCKETS (0-3)

PLAYER	G	GS	MIN	FG-A	PCT	3FG-A	PCT	FT-A	PCT	--REBOUNDS--			AST	PF-DQ	STL	TO	BLK	PTS	AVG
										OFF	DEF	TOT							
Marbury	3	3	117	26-65	.400	6-20	.300	6-10	.600	2	10	12	23	9-0	2	9	0	64	21.3
Gugliotta	3	3	121	23-52	.442	3-4	.750	6-10	.600	2	14	16	13	13-0	7	6	2	55	18.3
Garnett	3	3	125	24-51	.471	1-1	1.000	3-3	1.000	14	14	28	11	6-0	4	4	3	52	17.3
Garrett	3	3	118	15-29	.517	0-0	.000	8-10	.800	19	16	35	4	11-0	2	1	3	38	12.7
West	3	3	87	12-22	.545	0-2	.000	9-9	1.000	0	4	4	6	11-0	2	1	1	33	11.0
Robinson	2	0	31	5-12	.417	4-10	.400	0-0	.000	1	2	3	3	4-0	2	1	0	14	7.0
Mitchell	3	0	47	6-13	.462	0-0	.000	5-8	.625	2	5	7	1	9-0	1	1	1	17	5.7
Porter	3	0	46	5-13	.385	3-9	.333	3-4	.750	1	2	3	9	2-0	2	2	2	16	5.3
Parks	1	0	11	2-3	.667	0-0	.000	0-0	.000	0	5	5	0	5-0	1	0	0	4	4.0
Heal	2	0	3	2-2	1.000	2-2	1.000	0-0	.000	0	0	0	1	0-0	0	0	0	6	3.0
Carr	1	0	8	0-2	.000	0-2	.000	0-0	.000	0	2	2	1	0-0	0	1	0	0	0.0
Vrankovic	1	0	6	0-2	.000	0-0	.000	0-0	.000	1	0	1	0	0-0	0	0	0	0	0.0
TIMBERWOLVES	3		720	120-266	.451	19-50	.380	40-54	.741	42	74	116	72	70-0	23	28	12	299	99.7
ROCKETS	3		720	115-231	.498	35-81	.432	68-90	.756	33	100	133	87	60-0	19	43	12	333	111.0



## INDIVIDUAL CAREER PLAYOFF STATS

### COMPOSITE 1997-2004 (17 WINS, 30 LOSSES)

(sorted by points scored)

PLAYER	G	GS	MIN	FG-A	PCT	3FG-A	PCT	FT-A	PCT	--REBOUNDS--		TOT	AST	PF-DQ	STL	TO	BLK	PTS	AVG
										OFF	DEF								
Garnett	47	47	2003	415-907	.458	12-36	.333	207-272	.761	136	492	628	236	149-3	63	161	88	1049	22.3
Szczerbiak	29	17	918	127-284	.447	15-56	.268	100-114	.877	30	86	116	51	71-0	22	63	7	369	12.7
Sprewell	18	18	771	130-309	.421	37-96	.385	60-77	.779	11	68	79	72	35-0	29	47	12	357	19.8
Cassell	16	15	497	94-202	.465	25-60	.417	52-61	.852	3	37	40	70	53-2	12	43	3	265	16.6
Peeler	26	18	798	89-247	.360	35-96	.365	15-20	.750	34	77	111	56	65-1	32	29	6	228	8.8
Brandon	12	12	476	90-194	.464	11-25	.440	25-27	.926	8	62	70	87	32-0	16	30	4	216	18.0
Mitchell	23	8	507	61-148	.412	6-26	.231	38-46	.826	17	47	64	23	55-0	5	19	6	166	7.2
Hudson	6	6	221	44-106	.415	17-39	.436	36-38	.947	1	11	12	33	5-0	8	16	0	141	23.5
Hassell	18	18	472	62-119	.521	1-2	.500	13-16	.813	21	23	44	27	42-0	10	16	7	138	7.7
Marbury	8	8	326	48-137	.350	13-45	.289	24-33	.727	7	21	28	61	25-0	14	27	0	133	16.6
Nesterovic	20	15	465	54-115	.470	0-0	.000	11-21	.524	29	53	82	19	71-2	6	17	14	119	6.0
Hoiberg	18	0	438	39-86	.453	22-48	.458	15-16	.938	9	57	66	23	29-0	16	8	0	115	6.4
Porter	8	4	234	32-76	.421	13-34	.382	18-22	.818	8	20	28	25	12-0	7	6	2	95	11.9
Garrett	13	8	267	30-61	.492	0-0	.000	16-23	.696	31	31	62	9	35-1	5	3	8	76	5.8
Smith	16	6	282	26-67	.388	0-1	.000	23-27	.852	21	34	55	6	52-0	6	13	11	75	4.7
Sealy	8	4	192	27-64	.422	1-3	.333	15-21	.714	7	17	24	8	14-0	3	10	1	70	8.8
Billups	6	3	160	24-57	.421	6-16	.375	15-21	.714	2	18	20	19	19-1	3	10	1	69	11.5
Gugliotta	3	3	121	23-52	.442	3-4	.750	6-10	.600	2	14	16	13	13-0	7	6	2	55	18.3
Trent	22	0	161	21-55	.382	0-2	.000	12-20	.600	15	13	28	4	25-0	1	10	0	54	2.5
Jackson, M.	7	0	111	17-32	.531	0-1	.000	16-19	.842	10	23	33	8	20-0	2	9	1	50	7.1
Martin	16	3	182	14-51	.275	6-20	.300	16-20	.800	5	9	14	23	17-0	4	8	0	50	3.1
Johnson	18	16	356	19-38	.500	0-0	.000	10-16	.625	27	57	84	13	56-0	11	6	10	48	2.7
Madsen	17	0	222	17-32	.531	0-0	.000	13-29	.448	28	30	58	2	43-0	5	7	4	47	2.8
Hammonds	10	1	133	12-28	.429	0-0	.000	16-20	.800	10	14	24	2	22-0	0	5	1	40	4.0
West	3	3	87	12-22	.545	0-2	.000	9-9	1.000	0	4	4	6	11-0	2	1	1	33	11.0
Gill	6	0	118	10-27	.370	2-4	.500	9-14	.643	6	7	13	7	12-0	4	4	1	31	5.2
Olowokandi	15	2	224	12-37	.324	0-1	.000	7-8	.875	16	36	52	2	50-0	2	17	11	31	2.1
Strickland	6	0	73	11-21	.524	0-0	.000	6-6	1.000	0	6	6	17	5-0	4	8	2	28	4.7
Ellis	4	0	77	9-23	.391	0-1	.000	6-8	.750	7	7	14	0	13-0	1	5	3	24	6.0
Lopez	7	0	85	8-26	.308	2-7	.286	3-5	.600	5	7	12	6	11-0	5	3	0	21	3.0
Williams	4	0	58	6-15	.400	1-2	.500	7-9	.778	2	7	9	11	14-0	3	3	1	20	5.0
Jackson, B.	7	0	57	6-18	.333	1-6	.167	6-6	1.000	1	8	9	6	7-0	2	3	1	19	2.7
Robinson	6	0	41	6-16	.375	5-13	.385	0-0	.000	1	3	4	3	7-0	2	4	0	17	2.8
Slater	4	0	52	6-16	.375	0-0	.000	1-2	.500	5	9	14	0	15-1	2	3	3	13	3.3
Jordan	2	0	29	5-8	.625	1-1	1.000	1-2	.500	3	6	9	3	5-0	1	0	0	12	6.0
Avery	2	0	12	3-6	.500	1-2	.500	0-0	.000	0	1	1	2	0-0	0	0	1	7	3.5
Heal	2	0	3	2-2	1.00	2-2	1.000	0-0	.000	0	0	0	1	0-0	0	0	0	6	3.0
Parks	2	0	12	2-3	.667	0-0	.000	0-0	.000	0	5	5	0	5-0	1	0	0	4	2.0
Miller	8	0	31	1-4	.250	0-0	.000	1-2	.500	0	5	5	1	13-0	0	3	3	3	0.4
Pack	3	0	10	1-5	.200	0-1	.000	1-1	1.000	0	0	0	0	5-0	0	1	0	3	1.0
Wilks	4	0	7	1-2	.500	1-1	1.000	0-0	.000	0	0	0	0	0-0	0	0	0	3	0.8
Wheat	1	0	3	1-2	.500	0-0	.000	0-0	.000	0	1	1	0	0-0	1	0	0	2	2.0
Woods	2	0	2	1-3	.333	0-0	.000	0-0	.000	1	0	1	0	0-0	0	0	0	2	1.0
Roberts	1	0	8	0-1	.000	0-0	.000	1-2	.500	1	1	2	0	0-0	0	1	0	1	1.0
Carr	1	0	8	0-2	.000	0-2	.000	0-0	.000	0	2	2	1	0-0	0	1	0	0	0.0
Curley	2	0	7	0-0	.000	0-0	.000	0-0	.000	0	0	0	0	0-0	0	0	0	0	0.0
Patterson	2	0	7	0-0	.000	0-0	.000	0-0	.000	1	3	4	2	1-0	0	1	0	0	0.0
Vrankovic	1	0	6	0-2	.000	0-0	.000	0-0	.000	1	0	1	0	0-0	0	0	0	0	0.0
<b>TIMBERWOLVES</b>	<b>47</b>	<b>47</b>	<b>11330</b>	<b>1618-3728</b>	<b>.434</b>	<b>239-655</b>	<b>.365</b>	<b>830-1063</b>	<b>.781</b>	<b>522</b>	<b>1432</b>	<b>1954</b>	<b>958</b>	<b>1134-11</b>	<b>317</b>	<b>666</b>	<b>215</b>	<b>4305</b>	<b>91.6</b>
<b>OPPONENTS</b>	<b>47</b>	<b>47</b>	<b>11330</b>	<b>1659-3733</b>	<b>.444</b>	<b>302-832</b>	<b>.363</b>	<b>878-1198</b>	<b>.733</b>	<b>527</b>	<b>1432</b>	<b>1959</b>	<b>1068</b>	<b>1025-11</b>	<b>345</b>	<b>602</b>	<b>199</b>	<b>4498</b>	<b>95.7</b>





NBA



Al Horford

**PRINCIPAL OWNER AND CHAIR OF THE BOARD OF DIRECTORS:** Tony Ressler  
**VICE CHAIR OF THE BOARD:** Grant Hill  
**ALTERNATE GOVERNOR:** Steven Price  
**CEO, ATLANTA HAWKS BASKETBALL CLUB/PHILIPS ARENA:** Steve Koonin  
**PRESIDENT OF BASKETBALL OPERATIONS/HEAD COACH:** Mike Budenholzer  
**GENERAL MANAGER:** Wes Wilcox  
**ASSISTANT COACHES:** Kenny Atkinson, Darvin Ham, Taylor Jenkins, Charles Lee, Neven Spahija, Ben Sullivan  
**ATHLETIC TRAINER:** Art Horne  
**VICE PRESIDENT OF COMMUNICATIONS:** Garin Narain  
**DIRECTOR OF MEDIA RELATIONS:** Jon Steinberg  
**SR. MANAGER OF MEDIA RELATIONS:** Jason Roose  
**HOME COURT:** Philips Arena (18,047; 1999)  
**FOUNDED:** 1949-50 - Tri-Cities Blackhawks; 1951-52 - Milwaukee Hawks; 1955-56 - St. Louis Hawks;  
1968-69 - Atlanta Hawks  
**NBA TITLES:** One (1958)

**2015-16 VS. HAWKS**  
**MON., NOV. 9** @ ATL 7:00 P.M.  
**WED., NOV. 25** @ MIN 7:00 P.M.

2014-15 WOLVES VS. HAWKS (0-2)			
DATE	SITE	FINAL SCORE	
01/25/15	Atlanta	L 100-112	WOLVES HIGH Young 26
02/09/15	Minnesota	L 105-117	HAWKS HIGH Millsap 20 Horford 28
			ATTENDANCE 18,049 10,987

**SERIES FACTS**  
**OVERALL: 18-31 • HOME: 12-12 • ROAD: 5-20 • PRESEASON: 2-4**  
Biggest Wolves Win: 24 (107-83 - 03/26/14, Home)  
Biggest Wolves Loss: 25 (87-112 - 12/22/09, Home)  
Current Overall Streak: L2 Home: L1 Road: L12  
Last Wolves Win: 107-83 @ Minnesota, 03/26/14  
Last Wolves Loss: 105-117 @ Minnesota, 02/09/15

GAME-BY-GAME

DATE	H/A	W/L	MIN-OPP	DATE	H/A	W/L	MIN-OPP
12/09/89	A	L	91-104	01/26/05	H	W	104-87
02/18/90	H	W	108-98	04/09/05	A	L	98-105
01/05/91	A	L	112-117*	04/05/06	A	L	99-101
04/11/91	H	W	112-98	04/09/06	H	W	84-83
12/28/91	A	L	122-125*	01/17/07	H	L	88-105
03/27/92	H	L	103-105	03/10/07	A	L	93-99
12/26/92	H	L	105-113	11/24/07	H	L	87-94
03/19/93	A	L	103-121	12/06/07	A	L	89-90
01/22/94	H	L	81-98	02/04/09	H	L	86-94
03/01/94	A	L	99-102	03/23/09	A	L	97-109
11/23/94	H	L	77-89	12/22/09	H	L	87-112
12/13/94	A	L	83-85*	02/24/10	A	L	92-98
12/12/95	A	W	85-78	11/05/10	H	L	103-113
02/25/96	H	L	76-92	11/14/10	A	L	105-111
01/14/97	A	L	93-95	01/14/12	A	L	91-93
04/12/97	H	L	66-80				
01/27/98	H	W	113-96	01/08/13	H	W	108-103
04/05/98	A	W	97-96	01/21/13	A	L	96-104
12/14/99	A	L	94-105	02/01/14	A	L	113-120
04/04/00	H	W	86-76*	03/26/14	H	W	107-83
11/18/00	A	W	94-84	01/25/15	A	L	100-112
12/28/00	H	W	88-81	02/09/15	H	L	105-117
01/05/02	A	W	112-96				
01/26/02	H	W	103-80				
11/20/02	A	W	103-93				
12/12/02	H	W	113-95				
01/02/04	H	W	93-75				
02/04/04	A	L	89-97				



Isaiah Thomas

**MANAGING PARTNER, GOVERNOR & CEO:** Wyc Grousbeck  
**PRESIDENT:** Rich Gotham  
**PRESIDENT OF BASKETBALL OPERATIONS:** Danny Ainge  
**HEAD COACH:** Brad Stevens  
**ASSISTANT COACHES:** Jay Larranaga, Walter McCarty, Micah Shrewsberry, Jamie Young, Jerome Allen  
**ATHLETIC TRAINER:** Ed Lacerte  
**SR. VICE PRESIDENT, COMMUNICATIONS:** Christian Megliola  
**VICE PRESIDENT, MEDIA SERVICES/ALUMNI RELATIONS:** Jeff Twiss  
**SENIOR DIRECTOR OF PUBLIC RELATIONS:** Heather Walker  
**MEDIA SERVICES MANAGER:** Brian Olive  
**COMMUNICATIONS COORDINATOR:** Taylor Kieplinski-Rogers  
**HOME COURT:** TD GARDEN (18,624; 1995)  
**FOUNDED:** 1946-47  
**NBA TITLES:** 17 (1956-57, 1958-59, 1959-60, 1960-61, 1961-62, 1962-63, 1963-64, 1964-65, 1965-66, 1967-68, 1968-69, 1973-74, 1975-76, 1980-81, 1983-84, 1985-86, 2007-08)

### 2015-16 VS. CELTICS

MON., DEC. 21	@ BOS	6:30 P.M.
MON., FEB. 22	@ MIN	7:00 P.M.

### 2014-15 WOLVES VS. CELTICS (1-1)

DATE	SITE	FINAL SCORE	WOLVES HIGH	CELTICS HIGH	ATTENDANCE
12/19/14	Boston	L 98-114	Muhammad 26	Olynyk 21	17,042
01/28/15	Minnesota	W 110-98	Martin 21	Sullinger 16	11,434

### SERIES FACTS

**OVERALL: 19-31 • HOME: 11-14 • ROAD: 8-17 • PRESEASON: 3-5**

Biggest Wolves Win: 25 (110-85 - 01/30/06, Home)  
Biggest Wolves Loss: 33 (82-115 - 02/05/95, Road)  
Current Overall Streak: W1 Home: W3 Road: L9  
Last Wolves Win: 110-98 @ Minnesota, 01/28/15  
Last Wolves Loss: 98-114 @ Boston, 12/19/14

### GAME-BY-GAME

DATE	H/A	W/L	MIN-OPP	DATE	H/A	W/L	MIN-OPP
11/17/89	A	L	99-116	11/09/02	H	L	99-105
02/02/90	H	W	116-105	12/20/02	A	L	99-108
01/28/91	H	L	87-108	12/15/03	A	W	116-95
02/27/91	A	L	111-116	03/07/04	H	L	77-80
01/04/92	H	W	100-96	02/06/05	H	L	100-103
01/10/92	A	W	104-94	03/06/05	A	W	99-97
11/06/92	A	L	92-113	01/18/06	A	L	96-103
12/15/92	H	L	119-124**	01/30/06	H	W	110-85
01/08/94	H	W	108-90	02/11/07	H	W	109-107
04/08/94	A	L	108-112	03/04/07	A	L	117-124**
11/12/94	H	L	101-114	01/25/08	A	L	86-87
02/05/95	A	L	82-115	02/08/08	H	L	86-88
12/22/95	A	L	113-114	11/21/08	H	L	78-95
03/27/96	H	L	116-121	02/01/09	A	L	101-109
01/03/97	A	W	94-84	11/04/09	H	L	90-92
03/16/97	H	W	119-101	12/20/09	A	L	104-122
01/02/98	A	L	89-93	01/03/11	A	L	93-96
01/21/98	H	W	104-95	03/27/11	H	L	82-85
03/24/99	A	W	87-68	03/30/12	H	L	79-100
01/13/00	H	W	103-85	12/05/12	A	L	94-104
03/22/00	A	W	109-106	04/01/13	H	W	110-100
12/01/00	A	W	102-98	11/16/13	H	W	106-88
01/15/01	H	L	102-107	12/16/13	A	L	97-101
02/01/02	A	W	98-98*	12/19/14	A	L	98-114
04/15/02	H	L	90-93	01/28/15	H	W	110-98





BROOKLYN



Brook Lopez

**PRINCIPAL OWNER:** Mikhail Prokhorov  
**CHAIRMAN OF THE BOARD OF DIRECTORS:** Dmitry Razumov  
**PRESIDENT, ONEXIM SPORTS AND ENTERTAINMENT HOLDING USA, INC.:** Irina Pavlova  
**CHIEF EXECUTIVE OFFICER:** Brett Yormark  
**GENERAL MANAGER:** Billy King  
**ASSISTANT GENERAL MANAGER:** Frank Zanin  
**HEAD COACH:** Lionel Hollins  
**ASSISTANT COACHES:** Paul Westphal, Tony Brown, Joe Wolf, Jay Humphries  
**STRENGTH & CONDITIONING COACH/NUTRITIONAL DIRECTOR:** Trevor St. Agathe  
**ATHLETIC TRAINER:** Tim Walsh  
**VICE PRESIDENT, PUBLIC RELATIONS:** Gary Sussman  
**SENIOR DIRECTOR, PUBLIC RELATIONS:** Aaron Harris  
**MANAGER, PUBLIC RELATIONS:** Eli Pearlstein  
**HOME COURT:** Barclays Center (17,732; 2012)  
**FOUNDED:** 1967-68 - New Jersey Americans; 1968-69 - New York Nets;  
entered NBA - 1976-77; 1977-78 - New Jersey Nets; 2012-13 - Brooklyn Nets  
**NBA TITLES:** One (1957-58)

#### 2015-16 VS. NETS

SUN., DEC. 20 @ BRK 12:00 P.M.  
SAT., MAR. 5 @ MIN 7:00 P.M.

#### 2014-15 WOLVES VS. NETS (1-1)

DATE	SITE	FINAL SCORE	WOLVES HIGH	NETS HIGH	ATTENDANCE
11/05/14	Brooklyn	W 98-91	Martin 24	Johnson 22	16,302
03/16/15	Minnesota	L 106-122	Martin 23	Johnson 22	14,234

#### SERIES FACTS

**OVERALL: 27-22 • HOME: 18-6 • ROAD: 9-16 • PRESEASON: 0-3**

Biggest Wolves Win: 30 (111-81 - 11/22/13, Home)  
Biggest Wolves Loss: 29 (84-113 - 12/05/08, Road)  
Current Overall Streak: L1 Home: L1 Road: W1  
Last Wolves Win: 98-91 @ Brooklyn, 11/05/14  
Last Wolves Loss: 106-122 @ Minnesota, 03/16/15

#### GAME-BY-GAME

DATE	H/A	W/L	MIN-OPP	DATE	H/A	W/L	MIN-OPP
12/05/89	H	W	92-90	02/15/05	H	W	82-71
02/21/90	A	L	93-95	03/26/05	A	W	96-75
03/20/91	A	L	111-118*	03/01/06	H	W	100-90
04/09/91	H	W	109-89	03/23/06	A	L	82-86
01/08/92	A	L	97-103	12/30/06	A	L	92-100
01/18/92	H	L	100-112	01/13/07	H	W	109-98
11/12/92	A	W	88-84	01/27/08	H	W	98-95
12/30/92	H	L	92-118	02/12/08	A	L	88-92
11/24/93	H	W	107-106	12/05/08	A	L	84-113
01/19/94	A	L	91-112	03/29/09	H	W	108-99
12/16/94	H	W	94-93	10/28/09	H	W	95-93
01/14/95	A	L	84-93	12/23/09	A	W	103-99
12/06/95	H	W	108-97	01/01/11	H	W	103-88
01/20/96	A	L	97-103*	04/05/11	A	L	105-107
01/09/97	A	W	110-107	02/03/12	A	W	108-105
04/02/97	H	W	94-89	11/05/12	A	W	107-96
12/26/97	H	W	116-96	01/23/13	H	L	83-91
01/10/98	A	W	108-101	11/22/13	H	W	111-81
02/20/00	H	L	89-91	03/30/14	A	L	99-114
03/24/00	A	W	116-115*	11/05/14	A	W	98-91
12/12/00	A	L	94-116	03/16/15	H	L	106-122
03/25/01	H	L	105-91				
12/19/01	A	L	112-117*				
03/31/02	H	W	86-85				
11/04/02	A	L	82-106				
11/23/02	H	L	82-96				
10/31/03	A	L	61-84				
02/25/04	H	W	81-68				



Michael Kidd-Gilchrist

**CHAIRMAN:** Michael Jordan  
**VICE CHAIRMAN:** Curtis Polk  
**GENERAL MANAGER:** Rich Cho  
**ASSISTANT GENERAL MANAGER:** Chad Buchanan  
**HEAD COACH:** Steve Clifford  
**ASSOCIATE HEAD COACH:** Patrick Ewing  
**ASSISTANT COACHES:** Stephen Silas, Pat Delany, Bob Weiss, Steve Hetzel, Bruce Kruetzer  
**HEAD ATHLETIC TRAINER:** Steve Stricker  
**VICE PRESIDENT, COMMUNICATIONS:** Mike Cristaldi  
**SR. MANAGER, COMMUNICATIONS:** Brian Travis  
**COORDINATOR, COMMUNICATIONS:** Danny Franks  
**DIRECTOR, CORPORATE COMMUNICATIONS:** Josh Rosen  
**HOME COURT:** Time Warner Cable Arena (19,077; 2005)  
**FOUNDED:** 1988-89  
**NBA TITLES:** None

#### 2015-16 VS. HORNETS

TUE., NOV. 10 @ MIN 7:00 P.M.  
MON., MAR. 7 @ CHA 6:00 P.M.

#### 2014-15 WOLVES VS. HORNETS (0-2)

DATE	SITE	FINAL SCORE	WOLVES HIGH	HORNETS HIGH	ATTENDANCE
01/19/15	Charlotte	L 80-105	Young 18	Henderson 17	17,989
03/22/15	Minnesota	L 98-109	Dieng 16	Williams 24	15,262

#### SERIES FACTS\*

**OVERALL: 17-31 • HOME: 13-11 • ROAD: 4-20 • PRESEASON: 0-0**

Biggest Wolves Win: 29 (106-77 - 11/09/90, Home)  
Biggest Wolves Loss: 28 (85-113 - 03/18/93, Road)  
Current Overall Streak: L3 Home: L1 Road: L3  
Last Wolves Win: 119-92 @ Minnesota, 01/10/14  
Last Wolves Loss: 98-109 @ Minnesota, 03/22/15

#### GAME-BY-GAME\*

DATE	H/A	W/L	MIN-OPP	DATE	H/A	W/L	MIN-OPP
11/25/89	A	L	73-81	01/05/05	A	L	84-102
01/04/90	H	W	100-98	03/08/05	H	W	102-97
02/14/90	H	W	95-86				
04/06/90	A	L	93-108	11/19/05	H	W	102-89
				04/04/06	A	L	92-97
11/09/90	H	W	106-77				
04/12/91	A	L	110-111**	01/01/07	A	W	102-96
				02/21/07	H	L	95-100
03/10/92	A	L	96-105				
04/19/92	H	W	130-107	03/04/08	H	L	89-109
				04/08/08	A	L	119-121
03/18/93	A	L	85-113				
03/21/93	H	L	95-99	12/01/08	A	L	90-100
				03/14/09	H	W	108-100
12/14/93	A	L	85-101				
03/11/94	H	L	91-97	02/10/10	H	L	92-93
				03/24/10	A	L	95-108
01/11/95	A	L	91-100				
01/22/95	H	W	100-83	11/15/10	A	L	110-113
				01/05/11	H	L	105-108*
12/09/95	A	L	108-114				
03/01/96	H	W	105-101	02/15/12	H	W	102-90
				03/28/12	A	W	88-83
02/04/97	A	L	101-115				
03/02/97	H	L	96-108	11/14/12	H	L	87-89
				01/23/13	A	L	101-102
11/01/97	H	W	106-90				
03/04/98	A	L	102-112	01/10/14	H	W	119-92
				03/14/14	A	L	93-105
12/15/99	A	L	98-103				
02/29/00	H	L	87-92	01/19/15	A	L	80-105
				03/22/15	H	L	98-109
12/22/00	H	L	74-83				
03/06/01	A	W	95-89				
12/21/01	H	W	94-89				
02/25/02	A	W	97-92				

\* Includes games against Charlotte Hornets from 1989-2002 and Charlotte Bobcats from 2004-14





# CHICAGO BULLS



Jimmy Butler

**CHAIRMAN:** Jerry Reinsdorf  
**PRESIDENT AND CHIEF OPERATING OFFICER:** Michael Reinsdorf  
**EXECUTIVE VICE PRESIDENT-BASKETBALL OPERATIONS:** John Paxson  
**GENERAL MANAGER:** Gar Forman  
**ASSISTANT GENERAL MANAGER:** Brian Hagen  
**HEAD COACH:** Fred Hoiberg  
**ASSOCIATE HEAD COACH:** Jim Boylen  
**ASSISTANT COACHES:** Pete Myers, Randy Brown, Mike Wilhelm, Charlie Henry  
**DIRECTOR OF SPORTS PERFORMANCE:** Jennifer Swanson  
**HEAD ATHLETIC TRAINER:** Jeff Tanaka  
**SENIOR DIRECTOR OF PUBLIC AND MEDIA RELATIONS:** Tim Hallam  
**SENIOR MANAGER OF PUBLIC AND MEDIA RELATIONS:** Matt Yob  
**MANAGER OF PUBLIC AND MEDIA RELATIONS:** Shaun Hickombottom  
**HOME COURT:** United Center (20,917; 1994)  
**FOUNDED:** 1966-67  
**NBA TITLES:** Six (1990-91, 1991-92, 1992-93, 1995-96, 1996-97, 1997-98)

## 2015-16 VS. BULLS

SAT., NOV. 7 @ CHI 5:00 P.M.  
SAT., FEB. 6 @ MIN 7:00 P.M.

## 2014-15 WOLVES VS. BULLS (0-2)

DATE	SITE	FINAL SCORE	WOLVES HIGH	BULLS HIGH	ATTENDANCE
11/01/14	Minnesota	L 105-106	Martin 33	Butler 24	19,356
02/27/15	Chicago	L 89-96	Martin 18	Butler 28	21,635

## SERIES FACTS

**OVERALL: 18-31 • HOME: 10-15 • ROAD: 8-16 • PRESEASON: 8-7**

Biggest Wolves Win: 53 (127-74 - 11/08/01, Home)  
Biggest Wolves Loss: 32 (99-131 - 03/12/91, Road)  
Current Overall Streak: L3 Home: L6 Road: L1  
Last Wolves Win: 95-86 @ Chicago, 01/27/14  
Last Wolves Loss: 89-96 @ Chicago, 02/27/15

## GAME-BY-GAME

DATE	H/A	W/L	MIN-OPP	DATE	H/A	W/L	MIN-OPP
11/08/89	H	L	84-96	12/11/04	A	L	88-89
12/26/89	A	L	99-112	02/13/05	H	L	83-87
11/07/90	H	L	91-96	01/11/06	H	W	99-93
03/12/91	A	L	99-131	02/28/06	A	L	100-111
02/22/92	A	L	90-105	12/09/06	A	W	91-81
03/05/92	H	L	100-113	12/26/06	H	W	100-98
11/17/92	H	L	103-124	01/29/08	A	L	85-96
03/23/93	A	L	100-107	01/30/08	H	W	83-67
12/22/93	A	L	98-106	01/03/09	A	W	102-92
03/20/94	H	L	80-90	01/25/09	H	W	109-108*
11/11/94	H	L	100-112	01/09/10	A	L	96-110
01/20/95	A	L	86-93	02/19/10	H	L	94-100
02/16/96	H	L	100-103	12/11/10	A	L	82-113
02/27/96	A	L	99-120	03/30/11	H	L	91-108
12/11/96	A	L	86-103	01/10/12	H	L	100-111
01/15/97	H	L	102-112	11/10/12	A	L	80-87
12/30/97	H	W	99-95	03/24/13	H	L	97-104
04/03/98	A	L	93-107	01/27/14	A	W	95-86
12/22/99	A	W	106-86	04/09/14	H	L	87-102
12/30/99	H	W	94-76	11/01/14	H	L	105-106
11/28/00	A	W	96-76	02/27/15	A	L	89-96
12/05/00	H	W	100-90				
11/08/01	H	W	127-74				
12/22/01	A	W	95-74				
12/27/02	A	W	113-100				
04/13/03	H	W	119-95				
11/13/03	A	W	92-89*				
12/30/03	H	W	98-93				



LeBron James

**MAJORITY OWNER/CHAIRMAN:** Dan Gilbert  
**VICE CHAIRMEN:** Jeff Cohen, Nate Forbes  
**GENERAL MANAGER:** David Griffin  
**ASSISTANT GENERAL MANAGER:** Trent Redden  
**DIRECTOR OF PRO PLAYER PERSONNEL:** Koby Altman  
**DIRECTOR OF PLAYER ADMINISTRATION:** Trajan Langdon  
**HEAD COACH:** David Blatt  
**ASSOCIATE HEAD COACH:** Tyrronn Lue  
**ASSISTANT COACHES:** Jim Boylan, Larry Drew, Bret Brielmaier, James Posey  
**HIGH PERFORMANCE DIRECTOR:** Alex Moore  
**HEAD ATHLETIC TRAINER:** Stephen Spiro  
**SENIOR VICE PRESIDENT, COMMUNICATIONS:** Tad Carper  
**DIRECTOR OF BASKETBALL COMMUNICATIONS:** B.J. Evans  
**BASKETBALL COMMUNICATIONS MANAGER:** Jeff Schaefer  
**BASKETBALL COMMUNICATIONS COORDINATOR:** Cherome Owens  
**HOME COURT:** Quicken Loans Arena (20,562; 1994)  
**FOUNDED:** 1970-71  
**NBA TITLES:** None

#### 2015-16 VS. CAVALIERS

FRI., JAN. 8 @ MIN 7:00 P.M.  
MON., JAN. 25 @ CLE 6:00 P.M.

#### 2014-15 WOLVES VS. CAVALIERS (0-2)

DATE	SITE	FINAL SCORE	WOLVES HIGH	CAVS HIGH	ATTENDANCE
12/23/14	Cleveland	L 104-125	Wiggins 27	Irving 29	20,562
01/31/15	Minnesota	L 90-106	Wiggins 33	James 36	19,562

#### SERIES FACTS

**OVERALL: 18-31 • HOME: 10-15 • ROAD: 8-16 • PRESEASON: 0-2**

Biggest Wolves Win: 34 (129-95 - 12/04/10, Home)  
Biggest Wolves Loss: 33 (81-114 - 02/22/94, Road; 79-112 - 11/22/94, Road; and 81-114 - 01/29/02, Road)  
Current Overall Streak: L2 Home: L1 Road: L2  
Last Wolves Win: 124-95 @ Minnesota, 11/13/13  
Last Wolves Loss: 90-106 @ Minnesota, 01/31/15

#### GAME-BY-GAME

DATE	H/A	W/L	MIN-OPP	DATE	H/A	W/L	MIN-OPP
12/02/89	A	W	101-74	12/21/04	A	L	97-107
01/26/90	H	L	84-85	02/17/05	H	W	94-88
02/02/91	A	L	110-113*	11/26/05	A	W	89-85
03/22/91	H	W	110-105	02/08/06	H	L	91-97
01/07/92	H	L	98-113	11/17/06	A	L	76-92
02/02/92	A	L	95-106	04/03/07	H	L	88-101
01/09/93	A	L	93-116	11/21/07	H	L	86-97
03/04/93	H	L	95-103	02/29/08	A	L	84-92
02/18/94	H	L	78-85	12/17/08	H	L	70-93
02/22/94	A	L	81-114	03/27/09	A	L	85-107
11/22/94	A	L	79-112	10/30/09	H	L	87-104
03/17/95	H	W	80-77	01/27/10	A	L	95-109
12/15/95	H	L	88-100	12/04/10	H	W	129-95
12/19/95	A	L	95-100	12/26/10	A	W	98-97
12/14/96	H	L	93-101	01/06/12	H	L	87-98
12/30/96	A	L	96-108	12/07/12	H	W	91-73
11/21/97	H	L	80-103	02/11/13	A	W	100-92
02/02/98	A	L	99-109	11/04/13	A	L	93-92
12/20/99	A	W	100-94	11/13/13	H	W	124-95
03/21/00	H	W	111-107*	12/23/14	A	L	104-125
02/01/01	A	W	90-81	01/31/15	H	L	90-106
03/18/01	H	W	91-76				
11/13/01	H	L	103-107				
01/29/02	A	L	81-114				
02/12/03	A	W	102-91				
02/28/03	H	W	118-95				
11/21/03	A	W	97-83				
02/06/04	H	W	103-92				



J.J. Barea

**OWNER:** Mark Cuban  
**CHIEF OPERATING OFFICER:** Floyd Jahner  
**PRESIDENT OF BASKETBALL OPERATIONS/GENERAL MANAGER:** Donn Nelson  
**ASSISTANT GENERAL MANAGER:** Keith Grant  
**HEAD COACH:** Rick Carlisle  
**ASSISTANT COACHES:** Melvin Hunt, Kaleb Canales, Jamahl Mosley, Darrell Armstrong  
**HEAD ATHLETIC TRAINER:** Casey Smith  
**VICE PRESIDENT OF BASKETBALL COMMUNICATIONS:** Sarah Melton  
**DIRECTOR OF BASKETBALL COMMUNICATIONS:** Scott Tomlin  
**BASKETBALL COMMUNICATIONS MANAGER:** Alan Rakowski  
**HOME COURT:** American Airlines Center (19,200; 2001)  
**FOUNDED:** 1980-81  
**NBA TITLES:** One (2010-11)

### 2015-16 VS. MAVERICKS

SUN., JAN. 10	@ MIN	2:30 P.M.
WED., JAN. 20	@ DAL	7:30 P.M.
SUN., FEB. 28	@ DAL	6:00 P.M.
SUN., APR. 3	@ MIN	2:30 P.M.

### 2014-15 WOLVES VS. MAVERICKS (0-3)

DATE	SITE	FINAL SCORE	WOLVES HIGH	MAVERICKS HIGH	ATTENDANCE
11/15/14	Dallas	L 117-131	Martin 34	Ellis 30	19,730
01/21/15	Minnesota	L 75-98	Wiggins 18	Parsons 22	13,737
02/02/15	Dallas	L 94-100	Martin 19	Ellis 23	19,989

### SERIES FACTS

**OVERALL: 44-61 • HOME: 22-30 • ROAD: 22-31 • PRESEASON: 1-0 • PLAYOFFS: 0-3**

Biggest Wolves Win: 32 (103-71 - 01/02/93, Home)  
Biggest Wolves Loss: 26 (65-91 - 02/27/07, Home)  
Current Overall Streak: L3 Home: L2 Road: L2  
Last Wolves Win: 123-122 @ Dallas, 03/19/14  
Last Wolves Loss: 94-100 @ Dallas, 02/02/15

### GAME-BY-GAME

DATE	H/A	W/L	MIN-OPP	DATE	H/A	W/L	MIN-OPP	DATE	H/A	W/L	MIN-OPP
11/24/89	A	L	89-99	01/17/98	A	W	113-110*	11/28/07	A	L	103-109
12/13/89	H	L	87-90	02/15/98	H	W	105-99*	01/06/08	H	L	78-101
02/08/90	A	L	77-90	03/03/98	H	L	99-110	02/24/08	H	L	83-99
02/25/90	H	L	82-87	03/23/98	A	L	87-91				
03/30/90	A	W	84-82					11/01/08	H	L	85-95
				03/30/99	H	W	98-78	12/30/08	A	L	100-107
11/02/90	H	W	98-85	04/05/99	H	W	100-93	03/31/09	H	L	88-108
11/20/90	A	W	92-91*	04/15/99	A	L	95-101	04/13/09	A	L	94-96
01/02/91	H	W	115-95								
02/26/91	H	W	100-94	12/04/99	H	L	84-103	11/13/09	H	L	77-89
04/17/91	A	L	100-102	12/18/99	A	W	108-104	02/05/10	A	W	117-108
				03/09/00	A	W	100-79	03/03/10	A	L	109-112
11/06/91	H	L	94-97	04/19/00	H	L	107-113	03/08/10	H	L	112-125
11/30/91	A	L	78-79								
02/21/92	A	L	94-109	01/10/01	H	L	86-106	12/01/10	A	L	86-100
02/26/92	H	W	106-105	03/15/01	A	L	83-103	03/07/11	H	L	105-108
04/03/92	A	W	104-95	03/21/01	H	W	109-97	03/24/11	A	L	96-104
				04/18/01	A	L	100-120				
11/10/92	H	W	118-104					01/01/12	H	W	99-82
12/10/92	A	W	111-88	12/15/01	A	L	117-125	01/25/12	A	W	105-90
01/02/93	H	W	103-71	12/18/01	H	L	103-107	02/10/12	H	L	97-104
02/26/93	H	W	99-89	02/19/02	A	W	117-100				
04/23/93	A	L	100-103	03/28/02	H	W	113-111	11/12/12	A	W	90-82
								12/15/12	H	W	114-106*
11/12/93	H	L	99-115	01/30/03	A	L	109-112	01/14/13	A	L	98-113
12/23/93	H	L	89-93	02/11/03	H	W	100-98	03/10/13	H	L	77-100
01/12/94	A	W	103-85	03/10/03	A	W	92-83				
02/02/94	H	L	88-92	03/30/03	H	L	95-119	11/08/13	H	W	116-108
02/08/94	A	L	105-109*					11/30/13	A	W	112-106
04/24/94	A	L	102-116	11/29/03	A	L	88-92	12/30/13	H	L	98-100
				12/18/03	H	W	114-109	03/19/14	A	W	123-122
11/29/94	A	L	83-84	01/03/04	A	L	112-119				
01/27/95	A	W	102-94	03/03/04	H	W	121-97	11/15/14	A	L	117-131
02/01/95	H	L	83-104					01/21/15	H	L	75-98
03/22/95	H	L	96-99	11/22/04	A	W	83-82	02/02/15	A	L	94-100
04/07/95	A	L	94-111	12/07/04	H	L	87-97				
				03/13/05	H	L	93-102				
12/23/95	H	W	111-98	03/15/05	A	W	100-91				
02/03/96	A	W	105-96								
02/05/96	H	W	104-92	12/18/05	A	L	95-102				
03/22/96	A	W	110-84	01/04/06	H	W	91-78				
				01/07/06	A	L	79-83				
11/14/96	H	W	100-90								
01/30/97	A	W	92-82	11/27/06	A	L	87-93				
02/27/97	A	W	107-105**	02/03/07	A	L	93-94				
04/16/97	H	L	77-92	02/27/07	H	L	65-91				
				04/11/07	H	L	88-105				



Emmanuel Mudiay

**OWNER:** E. Stanley Kroenke  
**PRESIDENT & GOVERNOR:** Josh Kroenke  
**GENERAL MANAGER & EXEC. V.P. OF BASKETBALL OPERATIONS:** Tim Connelly  
**ASSISTANT GENERAL MANAGER:** Arturas Karnisovas  
**HEAD COACH:** Michael Malone  
**ASSISTANT COACHES:** Ed Pinckney, Wes Unseld Jr., Chris Fleming, Micah Nori, Ryan Bowen, Dee Brown, Noel Gillespie, John Beckett  
**HEAD ATHLETIC TRAINER:** Dan Shimensky  
**MEDIA RELATIONS DIRECTOR:** Tim Gelt  
**MEDIA RELATIONS MANAGER:** Nick O'Hayre  
**MEDIA RELATIONS COORDINATOR:** Cody Wise  
**HOME COURT:** Pepsi Center (19,155; 1999)  
**FOUNDED:** 1967-68 - Denver Rockets; 1974-75 - Denver Nuggets; entered NBA - 1976-77  
**NBA TITLES:** None

#### 2015-16 VS. NUGGETS

FRI., OCT. 30	@ DEN	8:00 P.M.
FRI., DEC. 11	@ DEN	8:00 P.M.
TUE., DEC. 15	@ MIN	7:00 P.M.
WED., JAN. 6	@ MIN	7:00 P.M.

#### 2014-15 WOLVES VS. NUGGETS (1-3)

DATE	SITE	FINAL SCORE	WOLVES HIGH	NUGGETS HIGH	ATTENDANCE
12/26/14	Denver	L 102-106	Young 23	Fariel 26	14,516
01/05/15	Minnesota	L 101-110	Dieng 22	Afflalo 34	10,386
01/17/15	Denver	W 113-105	Wiggins 31	Lawson 22	14,821
03/04/15	Minnesota	L 85-100	Wiggins 20	Fariel 18	13,848

#### SERIES FACTS

**OVERALL:** 43-67 • **HOME:** 25-30 • **ROAD:** 18-37 • **PRESEASON:** 2-2 • **PLAYOFFS:** 4-1

Biggest Wolves Win: 27 (107-80 - 02/13/98, Road; 117-90 - 02/12/14, Home)

Biggest Wolves Loss: 29 (102-131 - 04/26/12, Home)

Current Overall Streak: L1 Home: L2 Road: W1

Last Wolves Win: 113-105 @ Denver, 01/17/15

Last Wolves Loss: 85-100 @ Minnesota, 03/04/15

#### GAME-BY-GAME

DATE	H/A	W/L	MIN-OPP	DATE	H/A	W/L	MIN-OPP	DATE	H/A	W/L	MIN-OPP
11/22/89	H	L	93-96	11/28/97	A	L	84-95	11/03/06	A	W	112-109
03/07/90	H	L	73-86	01/03/98	H	W	109-87	12/01/06	H	L	92-106
03/18/90	A	L	98-103	02/13/98	A	W	107-80	02/14/07	H	W	99-94
04/17/90	H	L	89-99	03/20/98	H	W	104-88	04/16/07	A	L	107-122
04/22/90	A	L	108-115								
				02/05/99	A	W	110-92	11/02/07	H	L	91-99
11/15/90	A	L	108-121	03/19/99	A	W	105-101	11/23/07	A	L	93-99
01/21/91	A	L	110-115	04/02/99	H	W	107-88	01/04/08	H	L	107-118
02/18/91	H	W	128-114					01/19/08	A	L	108-111
03/14/91	A	L	105-112	11/26/99	A	L	105-114				
04/04/91	H	W	134-122	11/30/99	H	W	109-92	11/16/08	A	L	84-90
				02/05/00	A	W	105-97*	11/29/08	H	L	97-106
11/07/91	A	L	77-88	02/15/00	H	L	104-107*	12/10/08	A	L	105-116
11/27/91	H	W	101-92					04/05/09	H	L	87-110
02/03/92	H	W	114-99	11/08/00	A	L	107-109*				
03/23/92	H	L	95-100	11/29/00	H	L	100-107	11/25/09	H	L	111-124
03/31/92	A	W	121-114*	03/02/01	A	W	89-71	11/29/09	A	W	106-100
				03/23/01	H	W	101-90	01/11/10	A	L	94-105
11/21/92	A	L	118-131					03/10/10	H	L	102-110
01/15/93	H	W	99-89	12/26/01	A	W	94-91				
01/25/93	A	L	97-102	02/15/02	H	L	98-99	12/18/10	A	L	113-115
03/16/93	H	W	100-97	04/04/02	A	L	87-88	12/29/10	H	L	113-119
04/04/93	A	L	94-120	04/17/02	H	W	104-90	02/05/11	H	L	100-113
								04/09/11	A	L	106-130
11/20/93	H	L	89-90	10/30/02	H	W	83-77				
12/26/93	A	L	97-100	12/09/02	A	W	92-84	02/20/12	A	L	101-103*
01/05/94	H	W	109-95	01/13/03	H	W	89-75	03/25/12	H	W	117-100
03/06/94	A	L	97-117	02/19/03	A	W	85-77	04/11/12	A	L	107-113
04/17/94	H	L	88-99					04/26/12	H	L	102-131
				11/18/03	H	W	89-76				
11/04/94	A	L	108-130	01/26/04	A	W	97-95	11/21/12	H	L	94-101
12/06/94	H	L	95-102					12/12/12	H	W	108-105
01/03/95	H	L	99-108**	03/21/04	H	W	98-77	01/03/13	A	W	101-97
02/28/95	A	L	101-114	03/24/04	A	L	92-101	03/09/13	A	L	88-111
04/10/95	H	L	107-114								
04/19/95	A	L	81-106	11/04/04	A	L	92-94*	11/15/13	A	L	113-117
				01/14/05	A	W	93-83	12/12/13	H	L	110-117
12/02/95	A	L	105-109	02/09/05	H	W	98-92	02/12/14	H	W	117-90
01/30/96	H	L	86-88	04/08/05	H	L	104-107	03/03/14	A	W	132-128
04/02/96	A	L	78-86	11/13/05	A	L	91-102	12/26/14	A	L	102-106
04/14/96	H	L	91-98	01/13/06	H	W	103-89	01/05/15	H	L	101-110
				02/24/06	H	L	101-102*	01/17/15	A	W	113-105
11/29/96	A	W	108-103	03/31/06	A	L	94-106	03/04/15	H	L	85-100
12/28/96	H	W	103-96*								
03/07/97	H	W	96-83								
03/26/97	A	W	102-100								





Reggie Jackson

**PRINCIPAL OWNER:** Tom Gores  
**VICE CHAIRMAN:** Arn Tellem  
**PRESIDENT & CEO, PALACE SPORTS & ENTERTAINMENT/PISTONS:** Dennis Mannion  
**PRESIDENT OF BASKETBALL OPERATIONS/HEAD COACH:** Stan Van Gundy  
**GENERAL MANAGER:** Jeff Bower  
**ASSISTANT GENERAL MANAGERS:** Ken Catanella, Jeff Nix, Brian Wright  
**ASSISTANT COACHES:** Bob Beyer, Brendan Malone, Malik Allen, Tim Hardaway, Charles Klask  
**DIRECTOR OF SPORTS MEDICINE/HEAD ATHLETIC TRAINER:** Jon Ishop  
**VICE PRESIDENT, PUBLIC RELATIONS:** Kevin Grigg  
**SR. DIRECTOR, PUBLIC RELATIONS:** Cletus Lewis  
**PUBLIC RELATIONS COORDINATOR:** Michelle Fikany  
**PUBLIC RELATIONS COORDINATOR:** Michael Horan  
**HOME COURT:** The Palace of Auburn Hills (22,076; 1988)  
**FOUNDED:** 1948-49 - Fort Wayne Pistons; 1957-58 - Detroit Pistons  
**NBA TITLES:** Three (1988-89, 1989-90, 2003-04)

2015-16 VS. PISTONS

FRI., NOV. 20	@ MIN	7:00 P.M.
THU., DEC. 31	@ DET	5:00 P.M.

2014-15 WOLVES VS. PISTONS (2-0)

DATE	SITE	FINAL SCORE	WOLVES HIGH	PISTONS HIGH	ATTENDANCE
10/30/14	Minnesota	W 97-91	Young 19	Butler 24	18,296
02/08/15	Detroit	W 112-101	Pekovic 29	Augustin 20	16,075

SERIES FACTS

**OVERALL: 28-23 • HOME: 16-10 • ROAD: 12-13 • PRESEASON: 10-5**  
Biggest Wolves Win: 27 (121-94 - 12/10/13, Road)  
Biggest Wolves Loss: 30 (83-113 - 02/19/96, Road)  
Current Overall Streak: W10 Home: W5 Road: W5  
Last Wolves Win: 114-101 @ Detroit, 03/07/15  
Last Wolves Loss: 98-103 @ Minnesota, 04/14/10

GAME-BY-GAME

DATE	H/A	W/L	MIN-OPP	DATE	H/A	W/L	MIN-OPP
01/12/90	A	L	86-97	01/23/04	H	W	80-79
01/27/90	H	L	83-85	02/20/04	A	W	88-87
12/28/90	H	L	85-97	11/17/04	A	L	85-93
04/05/91	A	L	82-101	01/24/05	H	W	86-83
01/23/92	H	L	100-111	01/24/06	H	L	83-107
02/13/92	A	W	96-93	02/01/06	A	L	74-90
11/28/92	H	W	82-80	01/15/07	A	W	94-90*
01/29/93	A	L	103-112	01/19/07	H	L	98-104**
11/05/93	A	L	99-104	04/04/08	H	L	90-94
12/11/93	H	L	80-92	04/15/08	A	L	103-115
11/08/94	A	L	112-126	11/23/08	A	W	106-80
01/13/95	H	W	104-92	01/28/09	H	L	89-98
02/19/96	A	L	83-113	02/16/10	A	L	85-108
02/23/96	H	W	94-93	04/14/10	H	L	98-103
03/05/97	H	L	88-92	12/10/10	H	W	109-99
03/21/97	A	L	98-112	03/02/11	A	W	116-105
12/28/97	A	W	93-89	01/18/12	H	W	93-85
03/01/98	H	W	115-113**	04/19/12	A	W	91-80
04/11/99	H	W	88-79	03/26/13	A	W	105-82
01/08/00	A	W	110-105	04/06/13	H	W	107-101
04/10/00	H	W	102-100	12/10/13	A	W	121-94
12/15/00	A	W	99-90	03/07/14	H	W	114-101
02/28/01	H	W	111-100	10/30/14	H	W	97-91
01/07/02	H	W	109-93	02/08/15	A	W	112-101
01/23/02	A	L	83-104				
12/28/02	A	L	82-106				
02/21/03	H	W	103-96				





Stephen Curry

CO-EXECUTIVE CHAIRMAN & CEO: Joe Lacob

CO-EXECUTIVE CHAIRMAN: Peter Guber

PRESIDENT & COO: Rick Welts

GENERAL MANAGER: Bob Myers

HEAD COACH: Steve Kerr

ASSISTANT COACHES: Luke Walton, Ron Adams, Jarron Collins

ASSISTANT COACH/PLAYER DEVELOPMENT: Bruce Fraser

HEAD OF PHYSICAL PERFORMANCE AND SPORTS MEDICINE: Lachlan Penfold

VICE PRESIDENT, COMMUNICATIONS: Raymond Ridder

SENIOR DIRECTOR, PUBLIC RELATIONS: Dan Martinez

MANAGER, PUBLIC RELATIONS: Brett Winkler

ASSISTANT, PUBLIC RELATIONS: Matt de Nesnera

HOME COURT: Oracle Arena (19,596; 1997)

FOUNDED: 1946-47 - Philadelphia Warriors; 1962-63 - San Francisco Warriors; 1971-72 - Golden State Warriors

NBA TITLES: Four (1946-47, 1955-56, 1974-75, 2014-15)

#### 2015-16 VS. WARRIORS

THU., NOV. 12	@ MIN	7:00 P.M.
MON., MAR. 21	@ MIN	7:00 P.M.
TUE., APR. 5	@ GSW	9:30 P.M.

#### 2014-15 WOLVES VS. WARRIORS (0-4)

DATE	SITE	FINAL SCORE	WOLVES HIGH	WARRIORS HIGH	ATTENDANCE
12/08/14	Minnesota	L 86-102	Wiggins 21	Curry/Thompson 21	10,296
12/27/14	Golden State	L 97-110	Young 17	Curry 25	19,596
02/11/15	Minnesota	L 91-94	Martin 21	Curry 25	14,303
04/11/15	Golden State	L 101-110	LaVine 37	Curry 34	19,596

#### SERIES FACTS

OVERALL: 42-57 • HOME: 24-26 • ROAD: 18-31 • PRESEASON: 2-0

Biggest Wolves Win: 39 (122-83 - 02/23/01, Home)  
Biggest Wolves Loss: 41 (105-146 - 11/09/09, Road)  
Current Overall Streak: L5 Home: L7 Road: L3  
Last Wolves Win: 121-120, @ Golden State, 01/24/14  
Last Wolves Loss: 101-110, @ Golden State, 04/11/15

#### GAME-BY-GAME

DATE	H/A	W/L	MIN-OPP	DATE	H/A	W/L	MIN-OPP	DATE	H/A	W/L	MIN-OPP
11/14/89	H	W	101-98	02/15/99	A	L	99-101	12/19/07	H	L	98-111
01/23/90	A	L	102-109	03/02/99	H	W	89-78	12/26/07	A	L	101-105
02/04/90	H	L	95-105	03/11/99	A	L	82-89	01/15/08	H	L	98-105
03/20/90	A	L	101-105	04/30/99	H	W	90-85	01/21/08	A	W	109-108
12/22/90	A	L	102-115	12/11/99	H	L	76-104	11/11/08	A	L	110-113*
01/19/91	H	W	121-113	01/23/00	A	W	99-81	01/02/09	H	W	115-108
02/12/91	A	L	105-126	02/22/00	H	W	112-89	03/03/09	H	L	94-118
02/20/91	H	L	105-108	04/17/00	A	W	101-96	04/08/09	A	W	105-97
12/17/91	A	L	105-119	11/15/00	H	W	92-90	11/09/09	A	L	105-146
12/27/91	H	L	102-106*	11/25/00	A	L	93-114	01/06/10	H	L	101-107
03/18/92	A	L	120-123	12/19/00	A	L	99-120	04/07/10	H	L	107-116
04/14/92	H	L	100-122	02/23/01	H	W	122-83	11/27/10	H	L	94-104
11/07/92	H	L	119-121*	12/11/01	H	W	107-86	12/14/10	A	L	99-108
12/19/92	A	L	116-122*	01/19/02	A	W	105-102	02/27/11	H	W	126-123
03/26/93	H	L	91-94	03/26/02	H	L	106-115	03/13/11	A	L	77-100
03/30/93	A	W	103-100	04/08/02	A	W	100-93	03/19/12	A	W	97-93
12/02/93	A	W	103-91	12/05/02	A	W	114-98	04/04/12	H	L	94-97
02/27/94	H	W	107-100	01/08/03	H	W	102-95	04/22/12	H	L	88-93
04/01/94	A	L	109-146	01/17/03	A	L	98-107	11/16/12	H	L	98-106
04/09/94	H	L	105-117	02/16/03	H	W	109-102	11/24/12	A	L	85-96
11/15/94	A	W	114-112	12/09/03	H	L	95-98	02/24/13	H	L	99-100
02/07/95	H	W	109-100	01/28/04	A	L	90-97	04/09/13	A	L	89-105
04/01/95	A	W	126-104	02/27/04	H	W	91-81	11/06/13	H	L	93-106
04/12/95	H	L	109-123	04/09/04	A	W	92-74	01/24/14	A	W	121-120
01/05/96	A	L	119-122*	12/01/04	A	W	107-99	04/14/14	A	L	120-130
01/17/96	H	W	98-88	03/02/05	H	L	93-99	12/08/14	H	L	86-102
04/06/96	A	L	106-111	04/13/05	H	W	116-100	12/27/14	A	L	97-110
04/17/96	H	L	103-109	02/04/06	A	L	77-109	02/11/15	H	L	91-94
12/18/96	A	L	96-123	03/05/06	H	W	103-90	04/11/15	A	L	101-110
01/18/97	H	W	108-93	03/16/06	A	L	97-105				
02/21/97	H	W	101-82	04/02/06	H	W	106-104*				
03/30/97	A	W	113-102	02/07/07	H	W	121-93				
10/31/97	H	W	129-113	03/16/07	A	L	86-106				
11/08/97	A	W	97-90	04/15/07	A	L	108-121				
01/12/98	H	W	103-87								
03/11/98	A	W	113-84								



Corey Brewer

**OWNER:** Leslie Alexander  
**CHIEF EXECUTIVE OFFICER:** Tad Brown  
**GENERAL MANAGER:** Daryl Morey  
**HEAD COACH:** Kevin McHale  
**ASSISTANT COACHES:** John-Blair Bickerstaff, Greg Buckner, T.R. Dunn, Chris Finch  
**SENIOR CONSULTANT:** Carroll Dawson  
**SENIOR VICE PRESIDENT OF BASKETBALL OPERATIONS:** Keith Jones  
**HEAD ATHLETIC TRAINER:** Jason Biles  
**DIRECTOR, MEDIA & PLAYER RELATIONS:** Tracey Hughes  
**MANAGER, MEDIA RELATIONS:** Sean McCloskey  
**COORDINATOR, MEDIA RELATIONS:** Jenny Zehentner  
**HOME COURT:** Toyota Center (18,023; 2012)  
**FOUNDED:** 1967-68 - San Diego Rockets; 1971-72 - Houston Rockets  
**NBA TITLES:** Two (1993-94, 1994-95)

#### 2015-16 VS. ROCKETS

WED., JAN. 13	@ HOU	7:00 P.M.
FRI., MAR. 18	@ HOU	7:00 P.M.
MON., APR. 11	@ MIN	7:00 P.M.

#### 2014-15 WOLVES VS. ROCKETS (1-3)

DATE	SITE	FINAL SCORE	WOLVES HIGH	ROCKETS HIGH	ATTENDANCE
11/12/14	Minnesota*	L 101-113	Brewer 18	Harden 23	18,996
12/05/14	Minnesota	L 112-114 (OT)	Muhammad 20	Harden 38	12,101
02/23/15	Houston	L 102-113	Wiggins 30	Harden 31	18,240
03/27/15	Houston	L 110-120	Wiggins 31	Harden 33	18,322

\* Game played in Mexico City, Mexico

#### SERIES FACTS

**OVERALL: 39-66 • HOME: 24-30 • ROAD: 15-36 • PRESEASON: 0-3**

Biggest Wolves Win: 32 (122-90 - 03/30/00, Home)  
Biggest Wolves Loss: 31 (82-113 - 01/11/08, Road)  
Current Overall Streak: L4 Home: L2 Road: L5  
Last Wolves Win: 112-110 @ Minnesota, 04/11/14  
Last Wolves Loss: 110-120 @ Houston, 03/27/15

#### GAME-BY-GAME

DATE	H/A	W/L	MIN-OPP	DATE	H/A	W/L	MIN-OPP	DATE	H/A	W/L	MIN-OPP
12/27/89	H	W	108-91	01/16/98	A	W	116-115*	01/11/08	A	L	82-113
02/06/90	A	L	101-108	02/20/98	H	W	100-95*	02/04/08	H	L	86-92
02/20/90	H	W	97-92	02/26/98	A	L	98-118	03/26/08	A	L	86-97
03/31/90	A	L	98-106	04/17/98	H	W	102-95				
								12/20/08	H	L	102-109
11/13/90	A	L	88-90	02/17/99	H	W	116-102	02/07/09	A	L	90-107
11/25/90	H	L	91-107	04/12/99	H	L	90-95	03/01/09	H	L	94-105
01/24/91	A	L	94-118	05/04/99	A	L	83-100	03/20/09	A	L	88-107
02/24/91	H	L	91-100								
03/19/91	H	L	85-98	01/25/00	A	W	92-84	11/18/09	H	L	84-97
				02/04/00	H	W	102-85	01/13/10	A	L	114-120***
11/21/91	A	L	102-106	03/11/00	A	W	100-86	03/06/10	H	L	98-112
11/23/91	H	W	102-89	03/30/00	H	W	122-90				
01/28/92	A	L	102-111					11/07/10	A	L	94-120
02/17/92	A	W	124-122*	10/31/00	A	W	106-98	01/24/11	H	L	125-129
04/09/92	H	L	102-117	01/01/01	H	W	106-96	02/08/11	A	W	112-108
				02/21/01	H	L	83-89	04/13/11	H	L	102-121
12/08/92	A	L	94-102	04/17/01	A	L	87-114				
12/12/92	H	L	87-104					01/23/12	H	L	92-107
02/05/93	A	W	112-105	11/03/01	A	W	90-88	01/30/12	A	W	120-108
02/13/93	H	L	88-97	12/08/01	H	W	107-97	02/04/12	H	W	100-91
03/28/93	H	W	101-100	02/21/02	A	L	83-89	02/17/12	A	W	11-98
04/23/93	A	L	110-112*	03/13/02	H	L	95-96				
								12/26/12	H	L	84-87
11/11/93	A	L	99-107	12/21/02	H	W	98-86	01/19/13	H	W	92-79
12/30/93	H	L	104-110	01/07/03	A	L	86-94	03/15/13	H	L	100-108
02/06/94	A	L	90-101	01/31/03	A	L	101-121				
03/22/94	H	W	83-81	02/04/03	H	W	103-89	11/23/13	A	L	101-112
04/12/94	A	L	89-98					02/10/14	H	L	89-107
				12/16/03	H	W	92-75	03/20/14	A	L	106-129
11/05/94	H	L	85-115	01/17/04	A	L	76-95	04/11/14	H	W	112-110
01/16/95	H	W	94-75	03/05/04	H	L	109-112				
01/28/95	A	L	93-114	03/29/04	A	W	94-88	11/12/14	H	L	101-113
03/03/95	H	W	108-105					12/05/14	H	L	112-114*
03/16/95	A	L	97-104	11/11/04	A	W	96-91	02/23/15	A	L	102-113
				02/04/05	H	L	113-119*	03/27/15	A	L	110-120
11/11/95	A	L	97-119	03/20/05	H	W	94-86				
01/02/96	H	L	100-105								
02/21/96	H	W	120-101	11/15/05	H	L	89-94				
03/23/96	A	W	108-103	01/27/06	A	W	96-92				
				03/07/06	H	L	87-93				
11/19/96	A	L	93-122	04/12/06	A	W	82-79				
12/10/96	H	L	94-96								
01/07/97	H	L	95-104	11/28/06	A	L	75-82				
03/25/97	A	L	103-112	12/06/06	H	W	90-84				
				01/07/07	H	W	103-99*				
				02/05/07	A	L	77-105				



Paul George

**OWNER, CHAIRMAN AND CHIEF EXECUTIVE OFFICER:** Herbert Simon  
**VICE CHAIRMAN:** Jim Morris  
**PRESIDENT OF BASKETBALL OPERATIONS:** Larry Bird  
**PRESIDENT/CHIEF OPERATING OFFICER:** Rick Fuson  
**EXECUTIVE VICE PRESIDENT/CHIEF FINANCIAL OFFICER:** Kevin Bower  
**EXECUTIVE VICE PRESIDENT OF BASKETBALL OPERATIONS/GENERAL MANAGER:** Kevin Pritchard  
**CONSULTANT, BASKETBALL OPERATIONS:** Donnie Walsh  
**HEAD COACH:** Frank Vogel  
**ASSOCIATE HEAD COACH:** Nate McMillan  
**ASSISTANT COACHES:** Dan Burke, Popeye Jones  
**SENIOR DIRECTOR OF MEDICAL OPERATIONS/HEAD ATHLETIC TRAINER:** Josh Corbeil  
**DIRECTOR/INDIANA PACERS MEDIA RELATIONS:** David Benner  
**SENIOR PUBLIC INFORMATION MANAGER:** Krissy Myers  
**MEDIA RELATIONS ASSISTANT:** Wes Kaminski  
**HOME COURT:** Bankers Life Fieldhouse (18,165; 1999)  
**FOUNDED:** 1967-68; entered NBA - 1976-77  
**NBA TITLES:** None

#### 2015-16 VS. PACERS

SUN., DEC. 21 @ MIN 6:00 P.M.  
TUE., JAN. 13 @ IND 6:00 P.M.

#### 2014-15 WOLVES VS. PACERS (1-1)

DATE	SITE	FINAL SCORE	WOLVES HIGH	PACERS HIGH	ATTENDANCE
12/21/14	Minnesota	L 96-100	Williams 24	Miles 28	12,687
01/13/15	Indiana	W 110-101	Williams 52	Miles 22	16,781

#### SERIES FACTS

**OVERALL: 18-32 • HOME: 13-12 • ROAD: 5-20 • PRESEASON: 8-14**

Biggest Wolves Win: 26 (101-75 - 03/09/11, Home)  
Biggest Wolves Loss: 39 (75-114 - 04/16/95, Road)  
Current Overall Streak: W1 Home: L1 Road: W1  
Last Wolves Win: 110-101 @ Indiana, 01/13/15  
Last Wolves Loss: 96-100 @ Minnesota, 12/21/14

#### GAME-BY-GAME

DATE	H/A	W/L	MIN-OPP	DATE	H/A	W/L	MIN-OPP
12/12/89	A	L	112-113*	11/09/04	H	L	101-102
02/16/90	H	W	11-105	11/25/04	A	L	101-106
11/06/90	A	L	96-98	01/20/06	H	W	90-85
12/04/90	H	W	83-81	04/14/06	A	L	77-89
02/15/92	H	L	101-117	12/23/06	A	W	78-71
03/07/92	A	L	97-108	03/13/07	H	W	86-81
02/12/93	A	W	102-100	12/21/07	H	W	131-118
04/07/93	H	L	105-113	03/21/08	A	L	113-124
02/04/93	A	L	93-114	02/03/09	A	W	116-111
04/15/94	H	L	112-130	02/20/09	H	L	105-112
02/17/95	H	L	78-110	01/02/10	A	L	111-122
04/16/95	A	L	75-114	01/08/10	H	W	116-109
01/13/96	A	L	94-103	02/11/11	A	L	105-116
03/29/96	H	W	93-91	03/09/11	H	W	101-75
03/18/97	A	L	97-115	02/01/12	H	L	99-109
04/06/97	H	L	83-94	04/16/12	A	L	88-111
12/03/97	H	L	90-94	11/09/12	H	W	96-94
04/02/98	A	L	108-111	03/13/13	A	L	91-107
01/17/00	H	W	101-100	11/25/13	A	L	84-98
03/31/00	A	L	85-109	02/19/14	H	W	104-91
12/16/00	H	W	113-110*	12/21/14	H	L	96-100
02/25/01	A	L	100-110	01/13/15	A	W	110-101
11/16/01	A	W	120-113**				
03/15/02	H	L	85-98				
11/02/02	A	L	80-87				
11/16/02	H	L	101-107				
11/25/03	A	L	75-98				
12/20/03	H	W	102-80				





DeAndre Jordan

**OWNER:** Steve Ballmer  
**PRESIDENT, BASKETBALL OPERATIONS & HEAD COACH:** Glenn "Doc" Rivers  
**GENERAL MANAGER:** Dave Wohl  
**ASST. GENERAL MANAGER:** Gary Sacks  
**ASST. GENERAL MANAGER:** Gerald Madkins  
**ASSISTANT COACHES:** Mike Woodson, Lawrence Frank, Sam Cassell, Armond Hill, Brendan O'Connor, Kevin Eastman  
**PLAYER DEVELOPMENT:** J.P. Clark, Dave Severns  
**DIRECTOR OF MEDICAL SERVICES & HEAD ATHLETIC TRAINER:** Jasen Powell  
**VICE PRESIDENT, BASKETBALL COMMUNICATIONS:** Seth Burton  
**DIRECTOR, COMMUNICATIONS:** Dennis Rogers  
**ASSISTANT DIRECTORS, COMMUNICATIONS:** Ta'Nisha Cooper, Steven Esparza  
**COMMUNICATIONS MANAGER:** Aubrey Freckman  
**HOME COURT:** STAPLES Center (19,060; 1999)  
**FOUNDED:** 1970-71 - Buffalo Braves; 1977-78 - San Diego Clippers; 1984-85 - Los Angeles Clippers  
**NBA TITLES:** None

#### 2015-16 VS. CLIPPERS

SUN., NOV. 29	@ LAC	2:30 P.M.
MON., DEC. 7	@ MIN	7:00 P.M.
WED., FEB. 3	@ LAC	9:30 P.M.
WED., MAR. 30	@ MIN	7:00 P.M.

#### 2014-15 WOLVES VS. CLIPPERS (0-3)

DATE	SITE	FINAL SCORE	WOLVES HIGH	CLIPPERS HIGH	ATTENDANCE
12/01/14	Los Angeles	L 101-127	Muhammad 18	Griffin/Redick 23	19,060
03/02/15	Minnesota	L 105-110	Neal 19	Paul 26	18,239
03/09/15	Los Angeles	L 76-89	Payne 16	Redick 26	19,060

#### SERIES FACTS

**OVERALL: 48-53 • HOME: 29-21 • ROAD: 9-32 • PRESEASON: 0-0**

Biggest Wolves Win: 31 (95-64 - 01/15/03, Road)  
Biggest Wolves Loss: 25 (77-102 - 12/02/90, Road; 95-120 - 12/16/09, Home)  
Current Overall Streak: L12 Home: L6 Road: L6  
Last Wolves Win: 109-97 @ Los Angeles, 02/28/12  
Last Wolves Loss: 76-89 @ Los Angeles, 03/09/15

#### GAME-BY-GAME

DATE	H/A	W/L	MIN-OPP	DATE	H/A	W/L	MIN-OPP	DATE	H/A	W/L	MIN-OPP
01/02/90	H	L	79-87	02/14/99	A	W	95-73	12/31/07	A	L	82-91
01/20/90	A	L	95-97	03/21/99	H	L	85-100	02/01/08	H	W	104-83
03/08/90	H	W	111-94	04/08/99	A	L	91-99	03/08/08	A	W	99-96
03/26/90	A	L	96-101*	05/01/99	H	W	103-93	03/17/08	H	W	99-90
12/02/90	A	L	77-102	11/17/99	H	L	85-89	12/06/08	H	L	84-107
12/11/90	H	W	101-95	01/21/00	A	W	95-89	01/19/09	A	W	94-86
02/15/91	A	L	107-124	02/24/00	H	W	116-91	04/07/09	A	W	87-77
03/02/91	H	L	102-104	04/06/00	A	W	112-90	11/02/09	A	L	90-93
12/07/91	A	L	87-101	12/09/00	H	W	85-73	11/23/09	A	L	87-91
12/21/91	H	L	87-100	12/20/00	A	L	96-103	12/16/09	H	L	95-120
04/07/92	H	L	108-115	01/12/01	H	W	95-89	01/29/10	H	W	111-97
04/16/92	A	L	93-96	04/13/01	A	L	105-111	11/17/10	H	W	113-111
12/18/92	A	L	95-103	11/28/01	A	L	75-94	12/20/10	A	L	90-113
01/18/93	H	L	93-94	01/15/02	H	W	97-83	01/19/11	A	L	111-126
03/12/93	A	L	93-117	03/11/02	H	L	99-108	02/16/11	H	L	90-98
03/14/93	H	L	107-124	04/13/02	A	W	101-98	01/20/12	A	W	101-98
12/10/93	H	W	109-108	12/07/02	A	L	88-104	02/28/12	A	W	109-97
12/17/93	A	W	105-90	01/15/03	A	W	95-64	03/05/12	H	W	95-94
01/29/94	A	L	93-103	01/24/03	H	W	88-85	04/12/12	H	L	82-95
04/06/94	H	W	110-100	04/11/03	H	W	106-90	11/28/12	A	L	95-101
12/03/94	A	W	103-95	11/22/03	H	W	103-91	01/17/13	H	L	77-90
12/26/94	H	W	82-81	12/07/03	A	W	96-94	01/30/13	H	L	90-96
03/06/95	A	L	88-101	02/10/04	H	W	96-84	04/10/13	A	L	95-111
03/19/95	H	W	96-93	03/27/04	A	W	98-82	11/11/13	A	L	107-109
12/08/95	H	W	112-94	12/04/04	A	W	107-100*	11/20/13	H	L	98-102
01/11/96	A	L	89-109	12/17/04	H	W	113-86	12/22/13	A	L	116-120*
03/20/96	A	L	96-110	02/24/05	A	L	86-92	03/31/14	H	L	104-114
03/31/96	H	L	107-110	03/27/05	H	W	89-85	12/01/14	A	L	101-127
11/10/96	A	L	70-81	11/05/05	A	L	99-100*	03/02/15	H	L	105-110
11/23/96	H	W	98-96	11/07/05	H	W	93-78	03/09/15	A	L	76-89
01/11/97	H	W	95-93	11/29/05	H	L	84-93				
04/10/97	A	W	108-96	03/13/06	A	L	87-95				
12/20/97	H	W	92-91	11/25/06	H	W	104-96				
01/19/98	H	W	117-109	01/10/07	H	L	91-92				
03/27/98	A	W	100-98	01/27/07	A	W	101-87				
04/13/98	A	W	107-88								



D'Angelo Russell

**PRESIDENT / GOVERNOR:** Jeanie Buss  
**EXECUTIVE VICE PRESIDENT, BASKETBALL OPERATIONS / ALTERNATE GOVERNOR:** Jim Buss  
**GENERAL MANAGER:** Mitch Kupchak  
**HEAD COACH:** Byron Scott  
**ASSISTANT COACHES:** Paul Pressey, Jim Eyen, Mark Madsen  
**ATHLETIC TRAINER:** Gary Vitti  
**VICE PRESIDENT, PUBLIC RELATIONS:** John Black  
**SENIOR MANAGER, PUBLIC RELATIONS:** Alison Bogli  
**MANAGER, PUBLIC RELATIONS:** Calder Hynes  
**COORDINATOR, PUBLIC RELATIONS:** Daniel Ramirez  
**ASSISTANT, PUBLIC RELATIONS:** Matt Fleer  
**HOME COURT:** STAPLES Center (18,997; 1999)  
**FOUNDED:** 1948-49 - Minneapolis Lakers; 1960-61 - Los Angeles Lakers  
**NBA TITLES:** 16 (1948-49, 1949-50, 1951-52, 1952-53, 1954-55, 1971-72, 1979-80, 1981-82, 1984-85, 1986-87, 1987-88, 1999-00, 2000-01, 2001-02, 2008-09, 2009-10)

#### 2015-16 VS. LAKERS

WED., OCT. 28 @ LAL 9:30 P.M.  
WED., DEC. 9 @ MIN 7:00 P.M.  
TUE., FEB. 2 @ LAL 9:30 P.M.

#### 2014-15 WOLVES VS. LAKERS (1-3)

DATE	SITE	FINAL SCORE	WOLVES HIGH	LAKERS HIGH	ATTENDANCE
11/28/14	Los Angeles	W 120-119	LaVine 28	Bryant 26	18,997
12/14/14	Minnesota	L 94-100	Muhammad 28	Bryant 26	15,008
03/25/15	Minnesota	L 99-101 (OT)	Wiggins 27	Clarkson 20	13,438
04/10/15	Los Angeles	L 98-106	Wiggins 29	Kelly 21	17,880

#### SERIES FACTS

**OVERALL: 25-74 • HOME: 17-33 • ROAD: 8-41 • PRESEASON: 1-2 • PLAYOFFS: 4-8**

Biggest Wolves Win: 36 (143-107 - 03/28/14, Home)  
Biggest Wolves Loss: 33 (81-114 - 02/09/00, Road)  
Current Overall Streak: L3 Home: L2 Road: L1  
Last Wolves Win: 120-119 @ Los Angeles, 11/28/14  
Last Wolves Loss: 98-106 @ Los Angeles, 04/10/15

#### GAME-BY-GAME

DATE	H/A	W/L	MIN-OPP	DATE	H/A	W/L	MIN-OPP	DATE	H/A	W/L	MIN-OPP
12/20/89	H	L	97-106*	02/11/99	H	W	86-75	11/09/07	A	L	93-107
03/04/90	A	L	96-115	03/16/99	H	L	101-107	12/04/07	H	L	95-116
03/17/90	H	L	99-101	04/09/99	A	L	89-96	02/13/08	H	L	92-117
04/19/90	A	L	89-113								
				12/17/99	H	L	88-97	12/14/08	A	L	86-97
12/06/90	H	L	73-83	01/15/00	H	L	91-104	01/30/09	H	L	119-132
12/23/90	A	L	94-118	02/09/00	A	L	81-114	02/22/09	H	L	108-111
02/13/91	A	L	106-120	04/16/00	A	L	95-101	03/06/09	A	L	90-110
03/05/91	H	W	94-85								
				11/24/00	A	L	108-115	12/11/09	A	L	92-104
11/10/91	A	L	86-96	01/31/01	H	W	96-83	03/19/10	A	L	96-104
12/19/91	H	W	93-85	04/08/01	H	L	99-104	04/09/10	H	L	88-97
02/11/92	H	L	108-116	04/12/01	A	L	102-119				
03/20/92	A	L	121-131					11/09/10	A	L	94-99
				12/01/01	A	L	76-102	11/19/10	H	L	95-112
12/06/92	A	L	85-107	01/11/02	H	W	120-102	03/01/11	H	L	79-90
01/06/93	H	L	78-98	02/27/02	H	W	112-101	03/18/11	A	L	98-106
03/31/93	A	W	126-113	04/11/02	A	L	83-96				
04/20/93	H	L	95-107					01/29/12	H	L	101-106
				12/01/02	A	W	110-107	02/29/12	A	L	85-104
11/27/93	H	L	92-96	12/17/02	H	W	96-80	03/09/12	H	L	102-105
12/05/93	A	W	101-99	03/07/03	A	L	96-106	03/16/12	A	L	92-97
03/13/94	H	L	88-90	03/14/03	H	L	99-106				
03/29/94	A	L	89-91					02/01/13	H	L	100-111
				01/06/04	H	W	106-90	02/28/13	A	L	94-116
11/09/94	H	L	99-122	01/30/04	A	W	97-84	03/27/13	H	L	117-120
12/20/94	A	L	95-108	03/12/04	H	W	96-86				
03/05/95	A	L	102-105	03/26/04	A	L	73-90	11/10/13	A	W	113-90
03/10/95	H	W	109-103					12/20/13	A	L	91-104
				01/10/05	H	L	96-105	02/04/14	H	W	109-99
11/07/95	H	W	93-92	01/19/05	A	L	90-93	03/28/14	H	W	143-107
01/09/96	A	L	104-106	03/31/05	A	W	105-96				
04/10/96	H	L	90-111					11/28/14	A	W	120-119
04/20/96	A	L	82-106	11/09/05	H	W	88-74	12/14/14	H	L	94-100
				12/02/05	A	W	113-108	03/25/15	H	L	99-101*
11/03/96	A	L	85-91	12/10/05	H	W	95-82	04/10/15	A	L	98-106
12/08/96	A	L	86-110	03/15/06	A	L	89-92				
12/21/96	H	W	103-88								
02/12/97	H	L	84-100	11/07/06	A	L	88-95				
				12/20/06	H	L	94-111				
11/19/97	A	L	93-118	03/06/07	H	W	117-107**				
12/16/97	H	L	96-109	03/18/07	A	L	102-109				
01/30/98	A	L	114-121								
02/27/98	H	L	91-104								





Mike Conley

**CONTROLLING OWNER:** Robert J. Pera  
**GENERAL MANAGER:** Chris Wallace  
**V.P. OF BASKETBALL OPERATIONS:** John Hollinger  
**EXECUTIVE V.P. OF PLAYER PERSONNEL:** Ed Stefanski  
**HEAD COACH:** David Joergel  
**ASSISTANT COACHES:** Elston Turner, Jeff Bzdelik, Bob Thornton, Shawn Respert, Duane Ticknor  
**ASSISTANT COACH/ADVANCE SCOUT:** Jason March  
**HEAD ATHLETIC TRAINER AND V.P. OF PLAYER CARE:** Drew Graham  
**DIRECTOR, COMMUNICATIONS AND PUBLICATIONS:** Jason Wallace  
**SENIOR COORDINATOR, COMMUNICATIONS AND PUBLICATIONS:** Ross Wooden  
**COORDINATOR, COMMUNICATIONS AND PUBLICATIONS:** Kerri Harper  
**HOME COURT:** FedExForum (18,119; 2004)  
**FOUNDED:** 1995-96 - Vancouver Grizzlies; 2001-02 - Memphis Grizzlies  
**NBA TITLES:** None

#### 2015-16 VS. GRIZZLIES

SUN., NOV. 15	@ MIN	2:30 P.M.
SAT., JAN. 23	@ MIN	7:00 P.M.
FRI., FEB. 19	@ MEM	7:00 P.M.
WED., MAR. 16	@ MEM	7:00 P.M.

#### 2014-15 WOLVES VS. GRIZZLIES (1-2)

DATE	SITE	FINAL SCORE	WOLVES HIGH	GRIZZLIES HIGH	ATTENDANCE
10/29/14	Memphis	L 101-105	Young 26	Gasol 32	17,731
02/06/15	Minnesota	W 90-89	Wiggins 18	Conley/Gasol/Green 15	14,388
02/28/15	Minnesota	L 97-101	Wiggins 25	Gasol 27	19,356

#### SERIES FACTS

**OVERALL: 41-31 • HOME: 23-13 • ROAD: 18-18 • PRESEASON: 2-1**

Biggest Wolves Win: 31 (113-82 - 11/27/99, Home)  
Biggest Wolves Loss: 29 (80-109 - 12/01/07, Road)  
Current Overall Streak: L1 Home: L1 Road: L2  
Last Wolves Win: 90-89 @ Minnesota, 02/06/15  
Last Wolves Loss: 97-101 @ Minnesota, 02/28/15

#### GAME-BY-GAME

DATE	H/A	W/L	MIN-OPP	DATE	H/A	W/L	MIN-OPP	DATE	H/A	W/L	MIN-OPP
11/05/95	A	L	98-100*	11/28/03	A	W	102-98	01/04/12	A	L	86-90
11/28/95	H	W	121-98	02/08/04	H	L	98-99	02/08/12	H	L	80-85
03/17/96	H	W	90-85	04/04/04	H	W	90-82	03/27/12	H	L	86-93
04/03/96	A	L	103-105	04/14/04	A	W	107-90	04/17/12	A	L	84-91
01/23/97	A	W	95-76	11/26/04	H	W	115-90	02/10/13	A	L	88-105
02/06/97	H	W	103-86	01/01/05	H	L	95-104	03/18/13	A	L	77-92
02/19/97	A	W	84-73	02/08/05	A	L	96-108	03/30/13	H	L	86-99
03/19/97	H	W	95-72	03/18/05	A	L	83-88	12/15/13	A	W	101-93
11/07/97	A	W	108-97	01/25/06	A	L	87-107	01/31/14	H	L	90-94
11/29/97	H	W	106-87	02/26/06	H	W	105-99	03/24/14	A	L	92-109
01/29/98	A	W	112-106	04/11/06	A	L	76-92	04/02/14	H	W	102-88
03/21/98	H	W	102-88	04/19/06	H	L	92-102**	10/29/14	A	L	101-105
02/19/99	H	W	115-96	01/12/07	A	W	116-110	02/06/15	H	W	90-89
03/04/99	A	W	102-93	02/09/07	A	L	97-105*	02/28/15	H	L	97-101
03/18/99	A	L	81-86	04/18/07	H	L	94-116				
04/16/99	H	W	89-75	12/01/07	A	L	80-109				
11/21/99	A	W	105-81	03/19/08	H	W	98-94				
11/27/99	H	W	113-82	04/06/08	H	L	101-113				
02/18/00	H	W	103-91	04/12/08	A	W	114-105				
04/14/00	A	W	104-94**	12/29/08	H	W	108-98*				
11/22/00	H	W	101-100	01/06/09	A	W	94-87				
01/21/01	A	W	96-94	03/11/09	H	W	104-79				
02/18/01	H	L	102-110	11/14/09	A	L	87-97				
04/10/01	A	W	104-91	12/02/09	H	L	95-97				
11/02/01	H	W	111-102	01/15/10	A	L	110-135				
12/06/01	A	W	105-80	02/06/10	H	W	109-102				
03/21/02	A	W	95-93	10/30/10	A	L	89-109				
04/03/02	H	W	92-81	02/02/11	H	L	84-102				
11/15/02	A	W	99-95	02/23/11	H	L	95-104				
11/19/02	H	W	110-106*	04/02/11	A	L	89-106				
03/18/03	H	W	96-80								
04/16/03	A	W	95-87								



Hassan Whiteside

**MANAGING GENERAL PARTNER:** Micky Arison  
**CHIEF EXECUTIVE OFFICER:** Nick Arison  
**PRESIDENT:** Pat Riley  
**SENIOR VICE PRESIDENT, BASKETBALL OPERATIONS/GENERAL MANAGER:** Andy Elisburg  
**HEAD COACH:** Erik Spoelstra  
**ASSISTANT HEAD COACH:** David Fizdale  
**ASSISTANT COACHES:** Juwan Howard, Keith Smart, Dan Craig, Chris Quinn  
**HEAD ATHLETIC TRAINER:** Jay Sabol  
**VICE PRESIDENT, SPORTS MEDIA RELATIONS:** Tim Donovan  
**SENIOR DIRECTOR OF SPORTS MEDIA RELATIONS:** Rob Wilson  
**DIRECTOR OF SPORTS MEDIA RELATIONS:** Michael Lissack  
**SPORTS MEDIA RELATIONS MANAGER:** Nick Maiorana  
**HOME COURT:** AmericanAirlines Arena (19,600; 2000)  
**FOUNDED:** 1988-89  
**NBA TITLES:** Three (2005-06, 2011-12, 2012-13)

2015-16 VS. HEAT

THU., NOV. 5	@ MIN	7:00 P.M.
TUE., NOV. 17	@ MIA	6:30 P.M.

2014-15 WOLVES VS. HEAT (1-1)

DATE	SITE	FINAL SCORE	WOLVES HIGH	HEAT HIGH	ATTENDANCE
11/08/14	Miami	L 92-102	Pekovic 19	Wade 25	19,735
02/04/15	Minnesota	W 102-101	Martin 30	Whiteside 24	11,517

SERIES FACTS

**OVERALL: 21-29 • HOME: 13-13 • ROAD: 8-16 • PRESEASON: 5-2**  
Biggest Wolves Win: 17 (94-77 - 03/12/01, Home; 108-91 - 03/25/03, Home)  
Biggest Wolves Loss: 41 (72-113 - 03/05/96, Road)  
Current Overall Streak: W1 Home: W1 Road: L1  
Last Wolves Win: 102-101 @ Minnesota, 02/04/15  
Last Wolves Loss: 92-102 @ Miami, 11/08/14

GAME-BY-GAME

DATE	H/A	W/L	MIN-OPP	DATE	H/A	W/L	MIN-OPP
11/29/89	A	W	105-100	11/08/03	A	W	88-79
12/15/89	H	L	84-95	01/10/04	H	W	83-77
01/11/91	A	W	108-107	11/16/04	H	W	108-97
03/17/91	H	W	90-87	03/10/05	A	L	90-107
01/20/92	A	L	106-121	01/01/06	A	L	70-97
03/25/92	H	L	97-105	03/21/06	H	W	100-96
02/10/93	H	L	90-101	03/09/07	A	L	91-105
02/28/93	A	L	93-105	03/30/07	H	L	77-92
03/02/94	H	L	100-108*	12/17/07	A	L	87-91
04/19/94	A	L	99-126	01/08/08	H	W	101-91
01/05/95	A	L	91-114	01/13/09	H	L	96-99
02/26/95	H	W	106-99	02/18/09	A	W	111-104
03/03/96	H	W	89-87	02/23/10	A	W	91-88
03/05/96	A	L	72-113	04/03/10	H	L	84-97
03/23/97	H	L	108-113	11/02/10	A	L	97-129
04/14/97	A	W	95-87	04/01/11	H	L	92-111
02/17/98	A	L	84-110				
04/07/98	H	W	92-89	12/30/11	H	L	101-103
03/26/99	H	W	100-93	12/18/12	A	L	92-103
12/28/99	A	L	78-89	03/04/13	H	L	81-97
01/11/00	H	L	106-116	12/07/13	H	L	82-103
03/09/01	A	L	79-86	04/04/14	A	W	122-121**
03/12/01	H	W	94-77	11/08/14	A	L	92-102
				02/04/15	H	W	102-101
11/20/01	A	W	80-73				
02/17/02	H	W	93-80				
03/25/03	H	W	108-91				
03/28/03	A	L	84-111				



Jabari Parker

**OWNERS:** Wes Edens, Marc Lasry & Jamie Dinan  
**GENERAL MANAGER:** John Hammond  
**HEAD COACH:** Jason Kidd  
**ASSISTANT COACHES:** Joe Prunty, Eric Hughes, Greg Foster, Sean Sweeney, Josh Oppenheimer  
**DIRECTOR OF MEDICAL SERVICES/HEAD THERAPIST:** Michael Snelling  
**VICE PRESIDENT OF PUBLIC RELATIONS:** Dan Smyczek  
**DIRECTOR OF COMMUNICATIONS:** Mark Rosenberg  
**PUBLIC RELATIONS COORDINATOR:** Kristen Deahl  
**HOME COURT:** BMO Harris Bradley Center (18,717, 1988)  
**FOUNDED:** 1968-69  
**NBA TITLES:** One (1970-71)

2015-16 VS. BUCKS

SAT., JAN. 2	@ MIN	7:00 P.M.
FRI., MAR. 4	@ MIL	7:00 P.M.

2014-15 WOLVES VS. BUCKS (0-2)

DATE	SITE	FINAL SCORE	WOLVES HIGH	BUCKS HIGH	ATTENDANCE
11/26/14	Minnesota	L 86-103	Brewer 19	Knight/Sanders 15	14,710
01/09/15	Milwaukee	L 84-98	Wiggins 20	Knight 14	15,480

SERIES FACTS

**OVERALL: 29-21 • HOME: 17-8 • ROAD: 13-12 • PRESEASON: 27-21**  
Biggest Wolves Win: 27 (109-82 - 03/19/00, Home)  
Biggest Wolves Loss: 33 (94-127 - 01/23/10, Road)  
Current Overall Streak: L2 Home: L1 Road: L1  
Last Wolves Win: 112-101 at Minnesota, 03/11/14  
Last Wolves Loss: 84-98 at Milwaukee, 01/09/15

GAME-BY-GAME

DATE	H/A	W/L	MIN-OPP	DATE	H/A	W/L	MIN-OPP
12/23/89	H	L	90-94	10/29/03	H	W	95-89
12/30/89	A	L	99-109	02/24/04	A	W	108-102
11/03/90	A	L	93-111	02/01/05	A	L	86-91
04/19/91	H	W	109-91	03/04/05	H	W	103-97
12/14/91	A	L	92-103	11/25/05	H	W	99-91
01/02/92	H	L	91-92	01/10/06	A	L	92-95
01/05/93	A	L	100-114	12/16/06	A	L	104-108
01/30/93	H	W	91-82	12/22/06	H	L	107-113
11/16/93	A	W	102-98	12/15/07	A	L	92-95
02/15/94	H	W	97-90	04/16/08	H	W	110-101*
02/08/95	A	L	93-100	01/10/09	H	W	106-104
04/14/95	H	W	104-100*	01/26/09	A	W	90-83
11/26/95	A	W	105-102	11/06/09	H	L	72-87
12/27/95	H	L	93-99*	01/23/10	A	L	94-127
01/04/97	A	W	97-91	10/29/10	H	W	96-85
04/18/97	H	W	122-112	02/22/11	A	L	88-94
02/01/98	H	L	110-118	12/27/11	A	L	95-98
04/18/98	A	W	111-109	11/30/12	H	W	95-85
03/28/99	H	L	85-94	04/03/13	A	W	107-98
03/04/00	A	W	91-84	12/28/13	A	W	117-95
03/19/00	H	W	109-82	03/11/14	H	W	112-101
11/11/00	A	W	103-92	11/26/14	H	L	86-103
01/29/01	H	W	99-96	01/09/15	A	L	84-98
11/10/01	A	W	98-82				
01/02/02	H	W	95-77				
11/07/02	H	W	114-110				
02/24/03	A	W	117-114				



Anthony Davis

**OWNER/CHAIRMAN OF THE BOARD:** Tom Benson  
**EXECUTIVE OFFICER:** Gayle Benson  
**PRESIDENT:** Dennis Lauscha  
**EXECUTIVE VICE PRESIDENT:** Mickey Loomis  
**GENERAL MANAGER:** Dell Demps  
**HEAD COACH:** Alvin Gentry  
**ASSISTANT COACHES:** Darren Erman, Phil Weber, Robert Pack, Fred Vinson, Kevin Hanson  
**HEAD ATHLETIC TRAINER:** Duane Brooks  
**SR. VP OF COMMUNICATIONS/BROADCASTING:** Greg Bensel  
**DIR. OF BASKETBALL COMMUNICATIONS:** Matt Ryan  
**BASKETBALL COMMUNICATIONS MANAGER:** Will McClaran  
**BASKETBALL COMMUNICATIONS COORDINATOR:** Chris Trahant  
**HOME COURT:** New Orleans Arena (16,867; 2002)  
**FOUNDED:** 2002-03 - New Orleans Hornets  
**NBA TITLES:** None

### 2015-16 VS. PELICANS

TUE., JAN. 19	@ NOP	7:00 P.M.
MON., FEB. 8	@ MIN	7:00 P.M.
SAT., FEB. 27	@ NOP	6:00 P.M.
WED., APR. 13	@ MIN	7:00 P.M.

### 2014-15 WOLVES VS. PELICANS (0-4)

DATE	SITE	FINAL SCORE	WOLVES HIGH	PELICANS HIGH	ATTENDANCE
11/14/14	New Orleans	L 91-139	Wiggins 20	Holiday 24	14,775
01/23/15	Minnesota	L 84-92	Young 15	Davis 21	14,978
03/29/15	New Orleans	L 88-110	Wiggins 20	Davis 28	17,576
04/13/15	Minnesota	L 88-100	LaVine 24	Davis 24	13,009

### SERIES FACTS\*

**OVERALL: 19-24 • HOME: 11-11 • ROAD: 8-13 • PRESEASON: 0-0**

Biggest Wolves Win: 29, (115-86 - 02/02/13, Home)  
Biggest Wolves Loss: 48 (91-139 - 11/14/14, Road)  
Current Overall Streak: L5 Home: L2 Road: L4  
Last Wolves Win: 88-77 @ Minnesota, 01/29/14  
Last Wolves Loss: 88-100 @ Minnesota, 04/13/15

### GAME-BY-GAME

DATE	H/A	W/L	MIN-OPP	DATE	H/A	W/L	MIN-OPP
11/13/02	A	L	98-102	01/13/12	A	W	87-80
02/14/03	H	W	114-93	03/10/12	H	L	89-95
				04/07/12	A	L	90-99
01/13/04	A	W	94-89	12/14/12	A	W	113-102
01/19/04	H	W	97-90	01/11/13	A	L	92-104
11/06/04	H	W	99-92	02/02/13	H	W	115-86
11/20/04	A	W	99-94	03/17/13	H	W	97-95
03/23/05	H	W	107-102				
04/18/05	A	W	102-99	01/01/14	H	W	124-112
				01/29/14	H	W	88-77
11/23/05	A	L	80-84	02/07/14	A	L	91-98
12/21/05	H	W	88-69				
02/11/06	H	L	94-100	11/14/14	A	L	91-139
				01/23/15	H	L	84-92
11/18/06	H	L	96-99	03/29/15	A	L	88-110
11/24/06	A	W	86-79	04/13/15	H	L	88-100
02/02/07	A	L	83-90				
04/07/07	H	L	94-96				
11/17/07	H	L	82-100				
11/26/07	A	W	103-94				
12/22/07	A	L	76-110				
04/09/08	H	L	90-122				
01/23/09	H	W	116-108				
02/08/09	A	L	97-101				
03/18/09	A	L	93-94				
12/04/09	A	L	89-98				
12/09/09	H	L	96-97				
01/22/10	H	L	94-96				
04/11/10	A	L	86-114				
12/27/10	H	W	113-98				
02/07/11	A	W	104-92				
02/25/11	H	L	81-95				

\* Includes games against New Orleans Hornets from 2002-13 and New Orleans Pelicans from 2013-14





Kristaps Porzingis

**EXECUTIVE CHAIRMAN/MADISON SQUARE GARDEN:** James L. Dolan

**PRESIDENT:** Phil Jackson

**GENERAL MANAGER:** Steve Mills

**HEAD COACH:** Derek Fisher

**ASSOCIATE HEAD COACH:** Kurt Rambis

**ASSISTANT COACHES:** Jim Clemons, Rasheed Hazzard, Brian Keefe, Joshua Longstaff

**ATHLETIC TRAINER:** Roger Hinds

**VICE PRESIDENT, PUBLIC RELATIONS:** Jonathan Supranowitz

**DIRECTOR, MEDIA RELATIONS:** Gregg Schwartz

**HOME COURT:** Madison Square Garden (19,812; 1968)

**FOUNDED:** 1946-47

**NBA TITLES:** Two (1969-70, 1972-73)

#### 2015-16 VS. KNICKS

WED., DEC. 16	@ NYK	6:30 P.M.
SAT., FEB. 20	@ MIN	7:00 P.M.

#### 2014-15 WOLVES VS. KNICKS (2-0)

DATE	SITE	FINAL SCORE	WOLVES HIGH	KNICKS HIGH	ATTENDANCE
11/19/14	Minnesota	W 115-99	Martin 37	Anthony 20	15,304
03/19/15	New York	W 95-92 (OT)	Martin 22	Galloway 21	19,812

#### SERIES FACTS

**OVERALL: 22-28 • HOME: 13-12 • ROAD: 9-16 • PRESEASON: 3-1**

Biggest Wolves Win: 21, 3X MR: (114-93 - 03/22/08, Home)

Biggest Wolves Loss: 27 (105-132 - 01/26/10, Road)

Current Overall Streak: W2 Home: W1 Road: W2

Last Wolves Win: 95-92 (OT) @ New York, 03/19/15

Last Wolves Loss: 106-118 @ Minnesota, 03/05/14

#### GAME-BY-GAME

DATE	H/A	W/L	MIN-OPP	DATE	H/A	W/L	MIN-OPP
11/18/89	A	L	96-111	11/03/04	H	W	99-93
03/15/90	H	W	102-82	12/29/04	A	L	87-100
12/13/90	H	L	76-87	01/16/06	A	W	96-90
01/16/91	A	W	93-89	03/26/06	H	W	98-94
12/23/91	H	L	91-97	11/22/06	H	W	107-89
02/29/92	A	L	87-103	04/06/07	A	W	99-94
11/25/92	H	L	78-99	11/04/07	A	L	93-97
02/23/93	A	L	91-95	03/22/08	H	W	114-93
01/17/94	A	L	94-106	12/26/08	A	W	120-107
03/24/94	H	L	106-123	03/13/09	H	L	94-102
12/30/94	H	L	81-90	01/26/10	A	L	105-132
01/08/95	A	L	87-102	01/31/10	H	W	112-91
01/27/96	A	L	95-104	11/12/10	H	W	112-103
03/13/96	H	L	82-106	12/06/10	A	L	114-121
11/16/96	A	L	79-82	02/11/12	H	L	98-100
12/26/96	H	W	88-80	12/23/12	A	L	91-94
12/11/97	A	L	103-107	02/08/13	H	L	94-100
02/04/98	H	W	95-88	11/03/13	A	W	109-100
02/25/99	A	L	113-115*	03/05/14	H	L	106-118
11/11/99	H	W	93-90	11/19/14	H	W	115-99
02/16/00	A	L	89-93	03/19/15	A	W	95-92*
12/02/00	A	L	90-100				
12/30/00	H	L	79-88				
11/06/01	H	W	104-94				
03/29/02	A	W	98-77				
11/24/02	A	W	106-88				
03/02/03	H	W	99-90				
11/26/03	H	L	92-97				
12/23/03	A	W	98-92				





Russell Westbrook

**CHAIRMAN:** Clayton I. Bennett  
**EXECUTIVE VICE PRESIDENT AND GENERAL MANAGER:** Sam Presti  
**ASSISTANT GENERAL MANAGER/VICE PRESIDENT:** Troy Weaver  
**ASSISTANT GENERAL MANAGER/ LEGAL AND ADMINISTRATION:** Michael Winger  
**HEAD COACH:** Billy Donovan  
**ASSISTANT COACHES:** Monty Williams, Maurice Cheeks, Anthony Grant, Mark Bryant, Darko Rajakovic  
**DIRECTOR OF MEDICAL SERVICES:** Dr. Donnie Strack  
**HEAD ATHLETIC TRAINER:** Joe Sharpe  
**DIRECTOR OF BASKETBALL COMMUNICATIONS:** Matt Tumbleson  
**MANAGER OF BASKETBALL COMMUNICATIONS:** Michael Ravina  
**MANAGER OF BASKETBALL COMMUNICATIONS:** John Read  
**HOME COURT:** Chesapeake Energy Arena (18,203)  
**FOUNDED:** 1967-68 - Seattle SuperSonics; 2008-09 Oklahoma City Thunder  
**NBA TITLES:** One (1978-79)

#### 2015-16 VS. THUNDER

TUE., JAN. 12	@ MIN	7:00 P.M.
FRI., JAN. 15	@ OKC	6:00 P.M.
WED., JAN. 27	@ MIN	7:00 P.M.
FRI., MAR. 11	@ OKC	7:00 P.M.

#### 2014-15 WOLVES VS. THUNDER (0-4)

DATE	SITE	FINAL SCORE	WOLVES HIGH	THUNDER HIGH	ATTENDANCE
12/12/14	Minnesota	L 92-111	Muhammad/Wiggins 18	Westbrook 34	13,557
01/26/15	Oklahoma City	L 84-92	Wiggins 23	Westbrook 18	18,203
03/13/15	Oklahoma City	L 99-113	Dieng 21	Westbrook 29	18,203
04/15/15	Minnesota	L 113-138	Martin 29	Westbrook 37	18,250

#### SERIES FACTS

**OVERALL: 28-74 • HOME: 19-33 • ROAD: 9-42 • PRESEASON: 2-0 • PLAYOFFS: 2-3**

Biggest Wolves Win: 42 (129-87 - 01/07/09, Home)  
Biggest Wolves Loss: 37 (87-124 - 12/05/92, Road; 93-130 - 02/14/96, Road)  
Current Overall Streak: L7 Home: L3 Road: L11  
Last Wolves Win: 100-81 @ Minnesota, 11/01/13  
Last Wolves Loss: 113-138 @ Minnesota, 04/15/15

#### GAME-BY-GAME

DATE	H/A	W/L	MIN-OPP	DATE	H/A	W/L	MIN-OPP	DATE	H/A	W/L	MIN-OPP
11/03/89	A	L	94-106	03/07/99	A	W	88-77	12/14/07	H	L	88-99
11/12/89	H	L	97-108	03/09/99	H	W	85-84	12/29/07	A	L	90-109
01/31/90	H	W	110-82	04/21/99	A	L	105-119	03/02/08	H	L	108-111*
03/02/90	A	L	83-99					03/14/08	A	W	121-116
				12/08/99	A	L	94-110				
12/30/90	H	W	126-106	12/23/99	H	W	109-102	11/02/08	A	L	85-88
03/07/91	H	L	86-91	03/05/00	H	W	105-100*	11/28/08	A	W	105-103
03/15/91	A	W	100-96*	04/12/00	A	L	83-110	01/07/09	H	W	129-87
03/29/91	A	L	107-117					03/22/09	H	L	90-97
				01/04/01	H	W	105-92				
11/17/91	H	L	91-101	01/19/01	A	W	98-93	01/20/10	H	L	92-94
12/06/91	A	L	94-96	03/04/01	H	W	119-111*	02/21/10	H	L	107-109
02/24/92	H	L	91-106	03/28/01	A	L	93-94	02/26/10	A	L	92-109
04/12/92	A	L	116-126					04/04/10	A	L	108-116
				11/27/01	A	L	102-112				
12/05/92	A	L	87-124	12/04/01	H	W	108-83	11/22/10	A	L	107-117
01/08/93	H	L	93-98	01/09/02	H	W	111-106	12/08/10	H	L	103-111
02/24/93	H	L	77-89	03/05/02	A	L	83-97	01/26/11	H	L	117-118*
04/13/93	A	L	95-129					03/25/11	A	L	103-111
				01/22/03	H	W	96-91				
11/26/93	H	L	92-110	03/04/03	A	L	83-92	12/26/11	H	L	100-104
12/04/93	A	L	82-99	04/02/03	H	W	91-86	03/23/12	A	L	140-149**
03/17/94	H	L	92-107	04/09/03	A	L	92-100	04/14/12	H	L	110-115
03/26/94	A	L	93-113								
				11/11/03	H	L	87-89	12/20/12	H	W	99-93
01/19/95	H	L	87-102	12/27/03	A	W	104-86	01/09/13	A	L	84-106
02/22/95	A	L	104-120	03/09/04	A	W	105-92	02/22/13	A	L	111-127
03/08/95	H	L	104-118	03/31/04	H	W	90-83	03/29/13	H	W	101-93
03/29/95	A	L	92-109								
				11/23/04	H	L	92-103	11/01/13	H	W	100-81
11/22/95	H	L	97-106	01/21/05	A	W	112-107	12/01/13	A	L	103-113
02/14/96	A	L	93-130	02/25/05	A	L	88-98	01/04/14	H	L	111-115
03/08/96	H	L	112-132	04/17/05	H	L	94-109	02/05/14	A	L	97-106
04/19/96	A	L	86-94								
				11/04/05	A	L	102-107*	12/12/14	H	L	92-111
11/27/96	H	L	98-106	12/28/05	H	W	108-95	01/26/15	A	L	84-92
12/05/96	A	L	86-117	02/15/06	H	W	102-92	03/13/15	A	L	99-113
03/13/97	H	L	92-108	03/10/06	A	L	96-107	04/15/15	H	L	113-138
03/28/97	A	L	81-92								
				12/29/06	H	W	101-82				
12/09/97	H	L	99-108	01/26/07	A	L	100-102				
12/23/97	A	W	112-103	03/23/07	A	L	82-85				
03/08/98	H	L	98-99*	03/27/07	H	L	106-114				
03/14/98	A	L	80-114								



Elfrid Payton

**SENIOR CHAIRMAN:** Rich DeVos  
**CHAIRMAN:** Dan DeVos  
**CHIEF EXECUTIVE OFFICER:** Alex Martins  
**GENERAL MANAGER:** Rob Hennigan  
**VP/ASSISTANT GENERAL MANAGER:** Scott Perry  
**ASSISTANT GENERAL MANAGER:** Matt Lloyd  
**HEAD COACH:** Scott Skiles  
**ASSISTANT COACHES:** Adrian Griffin, Monte Mathis, Mario Elie, Conner Henry  
**CHIEF COMMUNICATIONS OFFICER:** Joel Glass  
**DIRECTOR OF COMMUNICATIONS:** George Galante  
**ASSISTANT DIRECTOR OF COMMUNICATIONS:** Trish Wingerson  
**COMMUNICATIONS MANAGER:** Melanie Curtsinger  
**HOME COURT:** Amway Center (18,846; 2010)  
**FOUNDED:** 1989-90  
**NBA TITLES:** None

#### 2015-16 VS. MAGIC

WED., NOV. 18 @ ORL 6:00 P.M.  
TUE., DEC. 1 @ MIN 7:00 P.M.

#### 2014-15 WOLVES VS. MAGIC (0-2)

DATE	SITE	FINAL SCORE	WOLVES HIGH	MAGIC HIGH	ATTENDANCE
11/07/14	Orlando	L 103-112 (OT)	Martin 21	Fournier 20	16,379
04/03/15	Minnesota	L 84-97	Wiggins 22	Vucevic 37	18,334

#### SERIES FACTS

**OVERALL: 18-33 • HOME: 12-13 • ROAD: 6-20 • PRESEASON: 1-1**

Biggest Wolves Win: 29 (100-71 - 11/07/03, Road)  
Biggest Wolves Loss: 42 (86-128 - 11/03/10, Road)  
Current Overall Streak: L3 Home: L1 Road: L7  
Last Wolves Win: 120-115\* @ Minnesota, 10/30/13  
Last Wolves Loss: 84-97 @ Minnesota, 04/03/15

#### GAME-BY-GAME

DATE	H/A	W/L	MIN-OPP	DATE	H/A	W/L	MIN-OPP
11/30/89	A	L	96-103	11/01/02	H	W	111-105
04/13/90	H	W	117-102	03/27/03	A	L	107-110
11/11/90	H	W	108-81	11/07/03	A	W	100-71
01/09/91	A	W	111-103	02/03/04	H	W	113-100
02/07/91	A	L	103-108	01/12/05	H	L	80-87
02/22/91	H	L	101-103	03/11/05	A	W	101-96
01/21/92	A	L	92-105	12/30/05	A	L	87-107
02/05/92	H	L	102-109	03/29/06	H	W	103-91
03/02/93	A	L	89-108	11/11/06	H	L	98-109
04/09/93	H	L	92-95	04/01/07	A	W	105-104*
01/14/94	H	W	96-92	11/06/07	H	L	103-111
04/20/94	A	L	101-121	04/11/08	A	W	102-101
01/06/95	A	L	99-121	12/03/08	A	L	89-100
02/19/95	H	W	100-95	12/27/08	H	L	94-118
11/24/95	H	L	98-109	01/01/10	H	L	94-106
12/20/95	A	L	100-107	03/26/10	A	L	97-106
11/21/96	A	L	86-90	11/03/10	A	L	86-128
02/14/97	H	W	104-100	01/15/11	H	L	99-108
02/11/98	H	L	89-96	02/13/12	A	L	89-102
02/18/98	A	L	102-115	11/07/12	H	W	90-75
12/02/99	H	L	93-103	12/17/12	A	L	93-102
12/27/99	A	W	107-105	10/30/13	H	W	120-115*
01/25/01	H	W	109-100	04/05/14	A	L	92-100
03/10/01	A	L	93-105	11/07/14	A	L	103-112*
11/17/01	H	W	103-95	04/03/15	H	L	84-97
11/21/01	A	L	106-117				



Jahlil Okafor

**CO-MANAGING OWNER:** Josh Harris  
**CO-MANAGING OWNER:** David Blitzer  
**CHIEF EXECUTIVE OFFICER:** Scott O'Neil  
**PRESIDENT OF BASKETBALL OPERATIONS & GENERAL MANAGER:** Sam Hinkie  
**HEAD COACH:** Brett Brown  
**ASSISTANT COACH:** Lloyd Pierce  
**ASSISTANT COACH / DIRECTOR OF PLAYER DEVELOPMENT:** Billy Lange  
**ASSISTANT COACH / HEAD OF STRENGTH AND CONDITIONING:** Todd Wright  
**DIRECTOR OF SPORTS PERFORMANCE AND RESEARCH:** Dr. David T. Martin  
**HEAD ATHLETIC TRAINER:** Kevin Johnson  
**DIRECTOR OF PUBLIC RELATIONS:** Mike Preston  
**PUBLIC RELATIONS COORDINATOR:** Alex Yoh  
**HOME COURT:** Wells Fargo Center (20,328; 1996)  
**FOUNDED:** 1949-50 - Syracuse Nationals; 1963-64 - Philadelphia 76ers  
**NBA TITLES:** Three (1954-55, 1966-67, 1982-83)

#### 2015-16 VS. SIXERS

MON., NOV. 23	@ MIN	7:00 P.M.
MON., JAN. 4	@ PHI	6:00 P.M.

#### 2014-15 WOLVES VS. SIXERS (0-2)

DATE	SITE	FINAL SCORE	WOLVES HIGH	SIXERS HIGH	ATTENDANCE
12/03/14	Minnesota	L 77-85	Young 16	Carter-Williams 20	10,463
01/30/15	Philadelphia	L 94-103	Martin 19	Mbah a Moute 18	14,333

#### SERIES FACTS

**OVERALL: 27-22 • HOME: 16-9 • ROAD: 11-13 • PRESEASON: 2-2**

Biggest Wolves Win: 35 (119-84 - 12/08/04, Road)  
Biggest Wolves Loss: 38 (71-109 - 11/25/94, Home)  
Current Overall Streak: L2 Home: L1 Road: L1  
Last Wolves Win: 126-95 @ Philadelphia, 01/06/14  
Last Wolves Loss: 94-103 @ Philadelphia, 01/30/15

#### GAME-BY-GAME

DATE	H/A	W/L	MIN-OPP	DATE	H/A	W/L	MIN-OPP
11/10/89	H	W	125-118*	02/01/04	H	W	106-101
04/12/90	A	L	77-110	02/29/04	A	L	74-81
02/03/91	H	W	110-102**	12/08/04	A	W	119-84
04/14/91	A	W	96-88	01/07/05	H	W	89-84
12/13/91	H	L	95-104	12/12/05	A	L	89-909*
01/24/92	A	L	86-119	01/22/06	H	L	84-86
03/08/93	H	L	83-92	12/03/06	A	W	95-84
04/18/93	A	L	79-106	01/05/07	H	W	104-102*
03/15/94	H	W	96-87	12/12/07	A	L	94-98
03/18/94	A	W	100-98	02/19/08	H	W	104-88
11/25/94	H	L	71-109	11/19/08	H	W	102-96
02/15/95	A	W	101-97	03/25/09	A	L	88-96
12/17/95	H	L	99-101	01/18/10	H	W	108-103*
03/06/96	A	W	103-90	02/09/10	A	L	97-119
03/11/97	H	W	104-100	02/12/11	H	L	87-107
03/14/97	A	L	95-109	03/04/11	A	L	100-111
12/17/97	A	W	94-90	02/19/12	H	W	92-91
04/10/98	H	W	107-102	12/04/12	A	W	105-88
01/09/00	A	W	123-112	02/20/13	H	W	94-87
03/28/00	H	L	100-102	12/11/13	H	W	106-99
11/09/00	H	L	82-84	01/06/14	A	W	126-95
12/11/00	A	W	96-91*	12/03/14	H	L	77-85
10/30/01	H	W	83-74	01/30/15	A	L	94-103
01/30/02	A	L	91-96				
12/18/02	A	L	94-99				
02/02/03	H	W	99-91				



Eric Bledsoe

**MANAGING PARTNER:** Robert Sarver  
**GENERAL MANAGER:** Ryan McDonough  
**HEAD COACH:** Jeff Hornacek  
**ASSISTANT COACHES:** Jerry Sichting, Mike Longabardi, Corey Gaines, Earl Watson, Nate Bjorkgren  
**VICE PRESIDENT, ATHLETE CARE/HEAD ATHLETIC TRAINER:** Aaron Nelson  
**HEAD STRENGTH & CONDITIONING COACH/ASSISTANT ATHLETIC TRAINER:** Mike Elliott  
**ASSISTANT ATHLETIC TRAINER/REHABILITATION COORDINATOR:** Tom Maystadt  
**ASSISTANT ATHLETIC TRAINER/PERFORMANCE & RECOVERY SPECIALIST:** Adam Annaccone  
**VICE PRESIDENT, BASKETBALL COMMUNICATIONS:** Julie Fie  
**MANAGERS, BASKETBALL COMMUNICATIONS:** DC Headley, Cole Mickelson  
**ASSISTANT TO VP OF BASKETBALL COMMUNICATIONS:** Lori Cook  
**HOME COURT:** Talking Stick Resort Arena (18,055; 1992)  
**FOUNDED:** 1968-69  
**NBA TITLES:** None

#### 2015-16 VS. SUNS

SUN., DEC. 13	@ PHO	2:30 P.M.
SUN., JAN. 17	@ MIN	2:30 P.M.
MON., MAR. 14	@ PHO	9:00 P.M.
MON., MAR. 28	@ MIN	7:00 P.M.

#### 2014-15 WOLVES VS. SUNS (1-3)

DATE	SITE	FINAL SCORE	WOLVES HIGH	SUNS HIGH	ATTENDANCE
01/07/15	Minnesota	L 111-113	Wiggins 25	Dragic 25	10,547
01/16/15	Phoenix	L 99-110	Williams 26	Dragic 21	17,441
02/20/15	Minnesota	W 111-109	Martin 28	Mark. Morris 31	14,077
03/11/15	Phoenix	L 97-106	Martin 16	Mark. Morris 24	17,367

#### SERIES FACTS

**OVERALL: 32-62 • HOME: 18-28 • ROAD: 14-34 • PRESEASON: 1-2**

Biggest Wolves Win: 31 (117-86 - 03/22/13, Road)  
Biggest Wolves Loss: 38 (114-152 - 03/16/10, Road)  
Current Overall Streak: L1 Home: L2 Road: W2  
Last Wolves Win: 110-101 @ Phoenix, 02/25/14  
Last Wolves Loss: 120-127 @ Minnesota, 03/23/14

#### GAME-BY-GAME

DATE	H/A	W/L	MIN-OPP	DATE	H/A	W/L	MIN-OPP	DATE	H/A	W/L	MIN-OPP
12/29/89	H	L	101-118	04/07/99	A	L	82-90	12/08/07	H	W	100-93
01/18/90	A	L	96-113	04/28/99	H	W	97-92	01/18/08	A	L	95-115
03/10/90	H	L	98-101*	05/05/99	A	L	96-100	01/23/08	H	W	117-107
03/23/90	A	L	99-120					04/04/08	A	L	88-117
				11/13/99	H	W	111-100				
12/19/90	A	L	96-112	02/10/00	A	L	85-101	11/26/08	H	L	102-110
01/07/91	H	L	106-119	03/14/00	A	L	100-107	01/16/09	A	W	105-103
03/10/91	H	L	109-123	04/02/00	H	L	86-87	04/11/09	H	L	97-110
03/26/91	A	L	95-117								
				01/07/01	A	W	108-88	11/01/09	A	L	112-120
12/03/91	H	L	95-101	01/23/01	H	W	82-73	11/27/09	H	L	84-107
01/13/92	A	L	111-131	02/17/01	A	L	96-104	03/16/10	A	L	114-152
03/15/92	H	L	113-118	04/06/01	H	W	101-88	03/28/10	H	L	105-111
03/21/92	A	L	105-121								
				01/18/02	A	L	100-103*	12/15/10	A	L	122-128
11/14/92	H	L	101-108	02/13/02	H	W	107-92	04/06/11	H	L	98-108
01/27/93	H	L	116-117*	03/08/02	A	L	76-81	04/11/11	A	L	127-135*
02/03/93	A	L	102-122	04/06/02	H	W	108-104				
04/14/93	A	L	84-98					03/01/12	A	L	95-104
				12/30/02	H	W	104-98	03/12/12	A	W	127-124
01/07/94	H	L	103-110	02/23/03	H	W	99-97	04/09/12	H	L	90-114
02/09/94	A	L	106-111	03/09/03	A	W	105-98				
02/24/94	H	L	101-120	04/05/03	A	L	94-111	12/29/12	H	W	111-107
03/04/94	A	L	101-106					02/26/13	A	L	83-84*
				12/03/03	A	W	92-79	03/22/13	A	W	117-86
11/16/94	A	L	90-105	01/25/04	H	W	99-95	04/13/13	H	W	105-93
12/10/94	H	L	89-103	02/17/04	H	W	110-95				
01/24/95	H	L	85-100	03/19/04	A	W	93-90	01/08/14	H	L	103-104
03/31/95	A	L	96-106					02/25/14	A	W	110-101
				12/03/04	A	W	97-93	03/23/14	H	L	120-127
12/01/95	A	L	105-111	01/04/05	H	L	115-122				
01/04/96	A	W	98-93	02/02/05	H	L	79-108	01/07/15	H	L	111-113
01/24/96	H	L	91-101	04/01/05	A	L	98-107	01/16/15	A	L	99-110
02/28/96	H	L	93-117					02/20/15	H	W	111-109
								03/11/15	A	L	97-106
11/05/96	A	W	98-95	12/26/05	H	L	89-103				
12/13/96	H	W	108-105	02/06/06	A	W	103-101				
02/16/97	A	W	107-96	03/11/06	A	L	102-110				
04/08/97	A	L	107-115								
				01/21/07	A	L	102-131				
11/18/97	A	W	108-90	01/29/07	H	W	121-112				
12/13/97	H	W	112-101	02/23/07	H	L	104-116				
01/07/98	H	L	77-92	03/20/07	A	L	90-108				
03/25/98	A	W	99-97								





Damian Lillard

**OWNER:** Paul Allen  
**PRESIDENT OF BASKETBALL OPERATIONS:** Neil Olshey  
**PRESIDENT & CEO:** Chris McGowan  
**HEAD COACH:** Terry Stotts  
**ASSISTANT COACHES:** Jay Triano, David Vanterpool, Nate Tibbetts, Dale Osbourne and Jim Moran  
**DIRECTOR OF PLAYER HEALTH AND PERFORMANCE:** Chris Stackpole  
**HEAD ATHLETIC TRAINER:** Geoff Clark  
**VICE PRESIDENT OF BASKETBALL COMMUNICATIONS:** Jim Taylor  
**BASKETBALL COMMUNICATIONS DIRECTOR:** Collin Romer  
**HOME COURT:** Moda Center (19,441; 1995)  
**FOUNDED:** 1970-71  
**NBA TITLES:** One (1976-77)

### 2015-16 VS. BLAZERS

MON., NOV. 2	@ MIN	7:00 P.M.
SAT., DEC. 5	@ MIN	7:00 P.M.
SUN., JAN. 31	@ POR	8:00 P.M.
SAT., APR. 9	@ POR	9:30 P.M.

### 2014-15 WOLVES VS. BLAZERS (2-2)

DATE	SITE	FINAL SCORE	WOLVES HIGH	BLAZERS HIGH	ATTENDANCE
11/30/14	Portland	L 93-107	Muhammad 28	Aldridge 26	18,843
12/10/14	Minnesota	W 90-82	Wiggins 23	Lillard 23	10,337
03/07/15	Minnesota	W 121-113	Martin 29	Lillard 32	19,356
04/08/15	Portland	L 91-116	Wiggins 29	Aldridge 24	19,499

### SERIES FACTS

**OVERALL: 29-73 • HOME: 18-32 • ROAD: 11-41 • PRESEASON: 1-1 • PLAYOFFS: 1-3**

Biggest Wolves Win: 21 (96-75 - 01/08/04, Home)  
Biggest Wolves Loss: 30 (91-121 - 03/30/91, Road)  
Current Overall Streak: L1 Home: W2 Road: L7  
Last Wolves Win: 121-113 @ Minnesota, 03/07/15  
Last Wolves Loss: 91-116 @ Portland, 04/08/15

### GAME-BY-GAME

DATE	H/A	W/L	MIN-OPP	DATE	H/A	W/L	MIN-OPP	DATE	H/A	W/L	MIN-OPP
11/05/89	A	L	83-93	02/28/99	H	L	93-100	12/28/07	A	L	98-109
01/11/90	H	L	80-82	03/05/99	A	L	85-97	01/02/08	H	L	79-90
03/25/90	A	W	110-105	04/25/99	A	L	84-100	03/11/08	H	L	96-103
04/10/90	H	L	94-106					03/15/08	A	L	96-107
				11/24/99	H	L	81-88				
11/29/90	A	L	92-107	12/09/99	A	L	86-90	11/08/08	A	L	93-97
01/15/91	H	L	117-132	01/06/00	H	W	98-96	11/15/08	H	L	83-88
03/30/91	A	L	91-121	03/16/00	A	W	96-92	02/27/09	H	L	82-102
04/02/91	H	L	93-104					03/07/09	A	L	93-95
				01/27/01	H	W	93-80				
11/15/91	H	L	102-107	02/13/01	A	L	88-109	11/08/09	A	L	93-116
12/16/91	A	L	104-119	04/01/01	A	W	99-95	11/11/09	H	L	84-107
03/11/92	H	L	113-124	04/04/01	H	W	83-79	11/21/09	A	L	78-106
03/17/92	A	L	91-111					02/27/10	H	L	91-110
				12/30/01	A	W	95-93				
01/20/93	H	L	94-110	02/06/02	H	W	113-103	12/17/10	A	L	102-107
02/02/93	A	W	104-91	03/06/02	A	L	78-85	01/07/11	H	L	98-108
04/11/93	A	L	110-127	03/23/02	H	L	99-108	01/17/11	A	L	102-113
04/16/93	H	L	109-117					02/14/11	H	L	81-95
				12/14/02	H	L	92-98*				
12/08/93	H	L	111-114	01/18/03	A	W	104-98	03/03/12	A	W	127-124
12/18/93	A	L	95-105	03/16/03	H	W	111-95	03/07/12	H	W	106-94
01/28/94	A	L	98-109	04/06/03	A	W	97-78	04/01/12	A	L	106-119
04/22/94	H	L	103-118								
				12/26/03	A	L	92-101	11/23/12	A	L	95-103
02/03/95	H	L	97-112	01/08/04	H	W	96-75	01/05/13	H	L	97-102
02/21/95	A	L	86-99	03/10/04	A	L	79-92	02/04/13	H	L	98-100
03/12/95	H	L	88-102	03/14/04	H	L	83-92	03/02/13	A	L	94-109
04/04/95	A	L	91-95								
				12/14/04	H	W	100-89	12/18/13	H	W	120-109
11/10/95	H	L	102-108	01/15/05	H	W	92-84	01/25/14	A	L	104-115
01/07/96	A	L	97-113	01/22/05	A	W	92-83	02/08/14	H	L	110-117
02/07/96	H	L	93-103	02/27/05	A	W	91-83	02/23/14	A	L	97-108
03/19/96	A	L	78-106								
				11/02/05	H	W	90-86	11/30/14	A	L	93-107
11/07/96	A	L	94-95*	12/07/05	A	W	84-74	12/10/14	H	W	90-82
11/12/96	H	W	100-97	12/23/05	H	L	83-91	03/07/15	H	W	121-113
01/25/97	A	L	94-101	02/03/06	A	L	85-89	04/08/15	A	L	91-116
02/02/97	H	W	103-102								
				11/04/06	A	L	86-88				
11/04/97	A	L	105-122	11/14/06	H	W	101-89				
11/26/97	H	L	90-96	01/24/07	A	L	98-101*				
01/09/98	H	W	96-91	03/25/07	H	W	94-93				
03/12/98	A	L	92-95								





Willie Cauley-Stein

**OWNER:** Vivek Ranadivé  
**VICE PRESIDENT OF BASKETBALL OPERATIONS & GENERAL MANAGER:** Vlade Divac  
**PRESIDENT:** Chris Granger  
**ASSISTANT GENERAL MANAGER:** Mike Bratz  
**VICE PRESIDENT OF BASKETBALL STRATEGY AND DATA SCIENCE:** Roland Beech  
**DIRECTOR OF PLAYER PERSONNEL AND DEVELOPMENT:** Peja Stojakovic  
**HEAD COACH:** George Karl  
**ASSISTANT COACHES:** Chad Iske, John Welch, Cortiss Williamson, Vance Walberg, Anthony Carter, Nancy Lieberman  
**HEAD ATHLETIC TRAINER:** Manny Romero  
**DIRECTOR, MEDIA RELATIONS:** Chris Clark  
**DIRECTOR, BASKETBALL INFORMATION:** Darryl Arata  
**COORDINATOR, MEDIA RELATIONS:** Raheem Gethers  
**HOME COURT:** Sleep Train Arena (17,317; 1988)  
**FOUNDED:** 1948-49 - Rochester Royals; 1957-58 - Cincinnati Royals; 1972-73 - Kansas City-Omaha Kings; 1975-76 - Kansas City Kings; 1985-86 - Sacramento Kings  
**NBA TITLES:** One (1950-51)

#### 2015-16 VS. KINGS

FRI., NOV. 27	@ SAC	9:00 P.M.
FRI., DEC. 18	@ MIN	7:00 P.M.
WED., MAR. 23	@ MIN	7:00 P.M.
THU., APR. 7	@ SAC	9:00 P.M.

#### 2014-15 WOLVES VS. KINGS (0-3)

DATE	SITE	FINAL SCORE	WOLVES HIGH	KINGS HIGH	ATTENDANCE
11/22/14	Minnesota	L 101-113	Wiggins 29	Cousins 31	13,191
01/01/15	Minnesota	L 107-110	Wiggins 27	Collison/Gay 21	13,337
04/07/15	Sacramento	L 111-116	Martin 37	Gay 33	16,770

#### SERIES FACTS

**OVERALL: 49-50 • HOME: 31-19 • ROAD: 18-31 • PLAYOFFS: 4-3**

Biggest Wolves Win: 29 (117-88 - 02/07/01, Home)  
Biggest Wolves Loss: 32 (95-127 - 03/20/11, Home)  
Current Overall Streak: L4 Home: L2 Road: L2  
Last Wolves Win: 104-102 @ Minnesota, 03/16/14  
Last Wolves Loss: 111-116 @ Sacramento, 04/07/15

#### GAME-BY-GAME

DATE	H/A	W/L	MIN-OPP	DATE	H/A	W/L	MIN-OPP	DATE	H/A	W/L	MIN-OPP
11/09/90	A	L	70-84	02/21/99	H	W	102-90	11/10/07	A	L	93-100
01/29/90	H	W	109-91	03/12/99	A	W	101-95	11/14/07	H	W	108-103
03/21/90	A	L	84-90	04/03/99	H	W	105-96	03/07/08	A	W	111-103
03/28/90	H	W	93-88	04/23/99	A	L	97-105				
								10/29/08	H	W	98-96
11/27/90	A	W	89-80	11/05/99	A	L	95-100	11/07/08	A	L	109-121
12/18/90	A	L	99-108	11/06/99	H	W	114-101	12/15/08	A	L	103-118
01/30/91	H	L	109-117	01/31/00	H	W	105-90	04/15/09	H	L	90-97
04/15/91	H	W	112-94	04/07/00	A	W	95-92				
								12/12/09	A	L	100-120
11/09/91	A	W	84-80	11/04/00	H	W	99-91	12/18/09	H	W	112-96
12/30/91	H	L	109-117	01/08/01	A	L	97-100	03/14/10	A	L	100-114
03/29/92	H	L	86-112	02/07/01	H	W	117-88	03/31/10	H	W	108-99
04/11/92	A	L	94-114	03/30/01	A	L	98-110				
								10/27/10	H	L	116-117
12/23/92	H	L	96-102*	12/14/01	H	W	114-94	11/10/10	A	W	98-89
01/23/93	A	L	108-113	12/28/01	A	L	111-125	03/20/11	H	L	95-127
02/18/93	H	W	121-114	02/03/02	H	L	107-112				
03/11/93	A	L	95-109	04/09/02	A	L	103-122	01/16/12	H	W	99-86
								02/07/12	H	W	86-84
11/19/93	H	W	113-108	11/27/02	H	W	90-74	03/18/12	A	L	99-115
12/01/93	A	W	111-101	12/03/02	A	L	86-98	04/02/12	A	L	108-116
03/09/94	H	L	96-104	01/10/03	H	W	115-109*				
04/02/94	A	L	87-102	03/05/03	A	L	95-96*	11/02/12	H	W	92-80
								11/27/12	A	W	97-89
12/22/94	A	L	89-109	11/05/03	H	L	121-125*	03/21/13	A	L	98-101
01/10/95	H	L	85-98	12/05/03	A	W	112-109*				
03/01/95	A	W	98-87	02/19/04	H	W	92-75	01/15/14	H	L	108-111
03/26/95	H	L	98-104	04/08/04	A	W	94-86	03/01/14	A	W	108-97
								03/16/14	H	W	104-102
11/03/95	A	L	86-95	11/28/04	A	W	121-110	04/13/14	A	L	103-106
01/15/96	H	W	103-94	12/10/04	H	W	113-105				
02/13/96	A	W	94-90	01/30/05	H	L	84-94	11/22/14	H	L	101-113
03/15/96	H	W	113-87	04/03/05	A	W	112-100	01/01/15	H	L	107-110
								04/07/15	A	L	111-116
12/03/96	H	L	89-96	12/04/05	A	W	85-77				
12/19/96	A	L	105-112	12/13/05	H	L	91-93				
01/28/97	H	L	88-91	03/19/06	H	W	95-89				
02/18/97	A	L	84-95								
12/05/97	H	W	101-90	11/01/06	H	W	92-83				
12/22/97	A	L	79-87	11/06/06	A	L	81-93				
02/22/98	H	W	113-95	01/31/07	H	L	98-100				
03/29/98	A	W	104-96	03/21/07	A	W	95-89				



LaMarcus Aldridge

**CHAIRMAN & CEO:** Peter M. Holt  
**PRESIDENT OF BUSINESS OPERATIONS:** Rick Pych  
**PRESIDENT OF BASKETBALL OPERATIONS/HEAD COACH:** Gregg Popovich  
**PRESIDENT OF SPORTS FRANCHISES/GENERAL MANAGER:** R.C. Buford  
**ASSISTANT GENERAL MANAGER:** Scott Layden  
**ASSISTANT GENERAL MANAGER:** Sean Marks  
**ASSISTANT COACHES:** Ettore Messina, Ime Udoka, James Borrego, Becky Hammon, Chip Engelland, Chad Forcier  
**HEAD ATHLETIC TRAINER:** Will Sevensing  
**SENIOR DIRECTOR OF COMMUNICATIONS:** Tom James  
**BASKETBALL COMMUNICATIONS MANAGER:** Kris Davis  
**BASKETBALL COMMUNICATIONS COORDINATOR:** Jordan Howenstine  
**HOME COURT:** AT&T Center (18,460; 2002)  
**FOUNDED:** 1967-68 - Dallas Chaparrals; 1970-71 - Texas Chaparrals; 1973-74 - San Antonio Spurs; entered NBA - 1976-77  
**NBA TITLES:** Five (1998-99, 2002-03, 2004-05, 2006-07, 2013-14)

#### 2015-16 VS. SPURS

WED., DEC. 23	@ MIN	7:00 P.M.
MON., DEC. 28	@ SAS	7:30 P.M.
TUE., MAR. 8	@ MIN	7:00 P.M.

#### 2014-15 WOLVES VS. SPURS (0-4)

DATE	SITE	FINAL SCORE	WOLVES HIGH	SPURS HIGH	ATTENDANCE
11/21/14	Minnesota	L 92-121	Bennett 20	Parker 28	12,414
12/06/14	San Antonio	L 101-123	LaVine 22	Belinelli 20	18,581
01/10/15	Minnesota	L 93-108	LaVine 19	Daye 22	17,871
03/15/15	San Antonio	L 97-123	Martin 19	Leonard 15	18,581

#### SERIES FACTS

**OVERALL: 28-77 • HOME: 19-13 • ROAD: 9-44 • PLAYOFFS: 2-6**

Biggest Wolves Win: 24, 2X MR: (107-83 - 03/12/13, Home)  
Biggest Wolves Loss: 38 (84-122 - 12/30/95, Road)  
Current Overall Streak: L4 Home: L2 Road: L4  
Last Wolves Win: 110-91 @ Minnesota, 04/08/14  
Last Wolves Loss: 97-123 @ San Antonio, 03/15/15

#### GAME-BY-GAME

DATE	H/A	W/L	MIN-OPP	DATE	H/A	W/L	MIN-OPP	DATE	H/A	W/L	MIN-OPP
11/15/89	H	L	76-86	11/11/97	H	L	92-93	12/13/06	A	L	82-95
01/06/90	A	L	96-109	11/15/97	A	W	105-94	01/03/07	H	W	103-101*
02/23/90	A	L	95-105	02/24/98	A	L	99-105	04/13/07	H	L	91-110
03/12/90	H	L	88-92	03/18/98	H	L	76-92	11/30/07	H	L	91-106
04/03/90	A	W	92-90	02/06/99	A	L	82-96	01/12/08	A	L	88-105
11/21/90	A	L	100-114	02/09/99	H	W	74-70	02/21/08	H	L	99-100
12/15/90	H	L	74-90	02/22/99	H	W	95-89	03/28/08	A	L	84-99
01/26/91	A	L	105-112	04/14/99	A	L	79-95	11/05/08	H	L	125-129**
04/07/91	H	L	87-92	01/04/00	H	W	91-88	12/12/08	H	L	86-98
11/20/91	A	L	106-113	01/27/00	A	L	80-92	12/23/08	A	L	93-99
12/11/91	H	L	85-98	02/27/00	H	W	102-98	03/17/09	A	L	86-93
01/16/92	H	L	111-125	03/02/00	A	W	108-102	12/29/09	A	L	99-117
01/31/92	A	L	101-103	11/02/00	A	L	91-103	03/12/10	H	L	85-103
02/19/92	A	L	103-113	11/17/00	H	W	99-94*	04/12/10	A	L	111-133
03/03/92	H	L	102-103	02/16/01	H	L	85-91	11/24/10	H	L	109-113*
01/13/93	H	L	81-89	03/14/01	A	L	100-106*	12/03/10	A	L	101-107
02/06/93	A	L	95-104	11/24/01	H	W	99-94	01/09/11	A	L	91-94
03/06/93	H	W	106-105	02/04/02	A	L	83-113	01/11/11	H	L	96-107
03/24/93	H	L	92-105	02/23/02	A	W	112-88	01/02/12	H	W	106-96
04/02/93	A	L	101-108	03/01/02	H	L	77-85	01/27/12	H	W	87-79
11/09/93	A	L	95-110	11/11/02	A	L	75-91	03/21/12	A	L	100-116
01/11/94	A	L	98-108	01/27/03	H	W	106-95	01/13/13	A	L	88-106
01/20/94	H	W	93-83	03/12/03	H	L	99-111	02/06/13	H	L	94-104
02/21/94	H	L	89-114	03/21/03	A	W	101-94*	03/12/13	H	W	107-83
04/11/94	A	L	89-101	01/14/04	A	W	100-93	04/17/13	A	W	108-95
11/19/94	H	L	101-109	02/22/04	H	L	92-94	12/13/13	A	L	110-117
11/28/94	A	L	88-92	03/18/04	A	L	86-106	01/12/14	A	L	86-104
03/14/95	A	L	100-115	03/23/04	H	W	86-81	04/08/14	H	W	110-91
03/24/95	H	L	97-111	12/23/04	A	L	82-96	11/21/14	H	L	92-121
04/23/95	H	L	91-97	03/16/05	A	L	73-89	12/06/14	A	L	101-123
11/15/95	H	L	96-105	04/20/05	H	W	95-73	01/10/15	H	L	93-108
12/30/95	A	L	84-122	12/15/05	H	L	88-90	03/15/15	A	L	97-123
01/19/96	H	W	100-92	01/06/06	A	L	77-83				
02/02/96	A	L	90-101	01/28/06	A	L	88-102				
11/01/96	H	W	82-78	04/16/06	H	L	90-103				
01/20/97	H	W	96-83								
01/31/97	A	W	97-95								
02/26/97	A	W	108-89								



DeMarre Carroll

**CHAIRMAN OF THE BOARD & NBA GOVERNOR:** Lawrence M. Tanenbaum, O.C.  
**PRESIDENT & GENERAL MANAGER, ALTERNATE NBA GOVERNOR:** Masai Ujiri  
**HEAD COACH:** Dwane Casey  
**ASSISTANT COACH:** Rex Kalamian, Andy Greer, Nick Nurse, Jerry Stackhouse  
**ASSISTANT COACH / PLAYER DEVELOPMENT:** Jama Mahlalela  
**ASSISTANT COACH / DIRECTOR OF SPORTS SCIENCE:** Alex McKechnie  
**HEAD ATHLETIC TRAINER:** Scott McCullough  
**DIRECTOR, MEDIA RELATIONS:** Jim LaBumbard  
**MANAGER, MEDIA RELATIONS:** Roven Yau  
**COORDINATOR, MEDIA RELATIONS:** Phil Summers  
**HOME COURT:** Air Canada Centre (19,800; 1999)  
**FOUNDED:** 1995-96  
**NBA TITLES:** None

#### 2015-16 VS. RAPTORS

WED., FEB. 10	@ MIN	7:00 P.M.
WED., FEB. 24	@ TOR	6:30 P.M.

#### 2014-15 WOLVES VS. RAPTORS (0-2)

DATE	SITE	FINAL SCORE	WOLVES HIGH	RAPTORS HIGH	ATTENDANCE
03/18/15	Toronto	L 100-105	Martin 37	DeRozan 21	19,800
04/01/15	Minnesota	L 99-113	Wiggins 25	Williams 18	12,699

#### SERIES FACTS

**OVERALL: 12-26 • HOME: 9-9 • ROAD: 3-17 • PRESEASON: 5-5**

Biggest Wolves Win: 32 (112-80 - 03/19/02, Home)  
Biggest Wolves Loss: 23 (82-105 - 02/10/08, Home)  
Current Overall Streak: L8 Home: L3 Road: L5  
Last Wolves Win: 103-87 @ Minnesota, 01/29/11  
Last Wolves Loss: 99-113 @ Minnesota, 04/01/15

#### GAME-BY-GAME

DATE	H/A	W/L	MIN-OPP	DATE	H/A	W/L	MIN-OPP
11/17/95	A	L	96-114	01/29/11	H	W	103-87
04/08/96	H	W	115-101	02/04/11	A	L	100-111
11/30/96	H	W	79-70	01/09/12	A	L	87-97
01/21/97	A	L	106-118	11/04/12	A	L	86-105
01/24/98	A	L	107-113*	04/05/13	H	L	93-95
03/06/98	H	W	113-91	01/17/14	A	L	89-94
02/26/99	A	L	92-102	03/09/14	H	L	104-111
02/25/00	A	W	107-85	03/18/15	A	L	100-105
03/26/00	H	W	106-101*	04/01/15	H	L	99-113
12/26/00	H	W	100-97				
02/03/01	A	W	108-105				
01/25/02	A	L	100-107				
03/19/02	H	W	112-80				
01/12/03	A	L	91-105				
01/20/03	H	W	89-81				
11/01/03	H	W	73-56				
01/21/04	A	W	108-97				
12/15/04	A	L	90-96				
01/17/05	H	L	91-100				
02/13/06	H	L	94-88				
03/24/06	A	L	77-97				
12/27/06	A	L	97-100				
04/09/07	H	L	100-111				
02/10/08	H	L	82-105				
02/27/08	A	L	85-107				
02/10/09	H	L	102-110				
02/24/09	A	L	110-118				
12/08/09	A	L	88-94				
03/22/10	H	L	100-106				



Gordon Hayward

**OWNER:** Gail Miller  
**PRESIDENT, LARRY H. MILLER SPORTS & ENTERTAINMENT:** Steve Starks  
**PRESIDENT, UTAH JAZZ:** Randy Rigby  
**GENERAL MANAGER:** Dennis Lindsey  
**VICE PRESIDENT OF PLAYER PERSONNEL:** Walt Perrin  
**ASSISTANT GENERAL MANAGER:** Justin Zanik  
**HEAD COACH:** Quin Snyder  
**ASSISTANT COACHES:** Johnnie Bryant, Alex Jensen, Brad Jones, Igor Kokoskov, Antonio Lang, Mike Wells  
**ASSISTANT COACH/INTEGRATED PLAYER DEVELOPMENT:** Jeff Watkinson  
**HEAD ATHLETIC TRAINER:** Brian Zettler  
**SR. VICE PRESIDENT, COMMUNICATIONS:** Frank Zang  
**VICE PRESIDENT, COMMUNICATIONS:** Jonathan Rinehart  
**DIRECTOR, COMMUNICATIONS:** Derek Garduño  
**MANAGER, COMMUNICATIONS:** Caroline Burleson  
**HOME COURT:** EnergySolutions Arena (19,911; 1991)  
**FOUNDED:** 1974-79 - New Orleans Jazz; 1979-present - Utah Jazz  
**NBA TITLES:** None

#### 2015-16 VS. JAZZ

WED., DEC. 30	@ MIN	7:00 P.M.
FRI., JAN. 29	@ UTA	8:00 P.M.
SAT., MAR. 26	@ MIN	7:00 P.M.
FRI., APR. 1	@ UTA	8:00 P.M.

#### 2014-15 WOLVES VS. JAZZ (1-3)

DATE	SITE	FINAL SCORE	WOLVES HIGH	JAZZ HIGH	ATTENDANCE
12/30/14	Utah	L 94-100	Muhammad 30	Burke/Hayward 26	18,947
01/03/15	Minnesota	L 89-101	Wiggins/Williams 20	Burke 28	13,702
03/23/15	Utah	W 106-104*	LaVine 27	Favors 19	19,911
03/30/15	Minnesota	L 84-104	LaVine 21	Hayward 22	12,229

#### SERIES FACTS

**OVERALL: 36-72 • HOME: 22-32 • ROAD: 14-40**  
Biggest Wolves Win: 26 (98-72 - 01/18/14, Home)  
Biggest Wolves Loss: 35 (80-115 - 01/30/95, Road)  
Current Overall Streak: L1 Home: L3 Road: W1  
Last Wolves Win: 106-104\* @ Utah, 03/23/15  
Last Wolves Loss: 84-104 @ Minnesota, 03/30/15

#### GAME-BY-GAME

DATE	H/A	W/L	MIN-OPP	DATE	H/A	W/L	MIN-OPP	DATE	H/A	W/L	MIN-OPP
11/21/89	H	L	101-103*	11/24/97	A	L	124-133*	12/08/06	H	W	110-103
12/17/89	H	L	112-122	03/16/98	H	L	96-102	01/22/07	A	L	91-106
02/13/90	A	L	104-110*	04/11/98	H	W	110-103	03/02/07	H	L	83-109
04/15/90	H	L	90-103	04/14/98	A	L	109-126	03/28/07	A	L	102-108
04/20/90	A	L	89-97								
				03/13/99	A	L	72-99	02/26/08	H	W	111-100
11/18/90	H	L	94-103	03/15/99	H	L	83-90	03/05/08	A	L	76-105
11/30/90	A	L	79-96	04/18/99	H	L	76-97	03/30/08	H	W	110-103
02/05/91	H	W	94-93					04/02/08	A	L	100-117
02/16/91	A	L	107-115	11/19/99	H	W	89-84				
03/23/91	A	L	89-95	11/22/99	A	L	93-108	12/09/08	H	L	96-99
				01/19/00	A	W	91-88	01/20/09	A	L	107-112
11/01/91	H	L	97-112	01/29/00	H	W	96-94	02/25/09	H	L	103-120
01/11/92	H	W	101-96					04/03/09	A	W	103-102
01/14/92	A	L	110-116	11/06/00	A	L	92-98				
04/05/92	H	W	93-91	12/23/00	H	L	92-98	12/05/09	H	W	108-101
04/17/92	A	L	106-120	01/17/01	A	W	89-81	12/14/09	A	W	110-108
				04/15/01	H	W	107-100	12/30/09	H	L	103-107
								03/17/10	A	L	100-122
12/03/92	A	L	91-110	12/12/01	A	W	98-87				
12/28/92	A	L	95-114	01/04/02	H	W	93-86	12/22/10	H	L	107-112
02/15/93	H	L	91-112	03/02/02	A	W	116-105	01/28/11	A	L	100-108
03/09/93	A	L	107-116	03/17/02	H	L	89-96	03/11/11	H	W	122-101
04/25/93	H	W	113-111					03/16/11	A	L	104-119
				11/06/93	H	L	95-105				
12/15/93	H	L	95-97	12/15/93	H	L	95-97	01/21/12	A	L	98-108
12/27/93	A	L	93-97	02/17/03	A	L	97-109	02/22/12	H	W	100-98
01/26/94	H	W	100-98	02/26/03	H	W	92-85	03/15/12	A	L	105-111 (OT)
03/08/94	A	L	86-100								
				11/03/03	A	L	88-93	01/02/13	A	L	84-106
12/01/94	A	W	96-94	11/14/03	H	L	77-85	02/13/13	H	L	93-97
12/14/94	H	L	95-103	02/11/04	A	W	77-66	04/12/13	A	L	100-107
01/30/95	A	L	80-115	04/12/04	H	W	104-90	04/15/13	H	L	80-96
04/18/95	H	L	94-113								
04/21/95	A	L	96-99	01/28/05	H	W	93-91	01/18/14	H	W	98-72
				02/11/05	A	L	82-100	01/21/14	A	W	112-97
11/18/95	H	L	102-126					02/22/14	A	W	121-104
12/18/95	A	L	83-99	04/06/05	H	W	111-86	04/16/14	H	L	130-136**
03/10/96	H	L	96-104	04/15/05	A	W	100-84				
04/05/96	A	W	103-99					12/30/14	A	L	94-100
				12/05/05	A	W	91-77	01/03/15	H	L	89-101
12/06/96	A	L	95-106	02/10/06	H	L	80-94	03/23/15	A	W	106-104*
12/23/96	H	W	107-98	03/08/06	A	L	93-96	03/30/15	H	L	84-104
03/09/97	H	L	106-105	04/07/06	H	L	95-103				
04/19/97	A	L	89-101								





John Wall

**MAJORITY OWNER:** Ted Leonsis  
**PRESIDENT:** Ernie Grunfeld  
**HEAD COACH:** Randy Wittman  
**ASSISTANT COACHES:** Don Newman, Don Zierden, Roy Rogers, Pat Sullivan, Howard Eisleys  
**ASSISTANT COACH/PLAYER DEVELOPMENT:** David Adkins  
**SENIOR VICE PRESIDENT OF BASKETBALL OPERATIONS:** Tommy Sheppard  
**HEAD ATHLETIC TRAINER:** Eric Waters  
**SENIOR DIRECTOR, COMMUNICATIONS:** Scott Hall  
**DIRECTOR, COMMUNICATIONS:** Patrick Rees  
**SENIOR MANAGER, COMMUNICATIONS:** Daren Jenkins  
**HOME COURT:** Verizon Center (20,356; 1997)  
**FOUNDED:** 1961-62 - Chicago Packers; 1962-63 - Chicago Zephyrs; 1963-64 - Baltimore Bullets; 1973-74 - Capital Bullets; 1974-75 - Washington Bullets; 1997-98 - Washington Wizards  
**NBA TITLES:** One (1977-78)

#### 2015-16 VS. WIZARDS

WED., MAR. 2	@ MIN	7:00 P.M.
FRI., MAR. 25	@ WAS	6:00 P.M.

#### 2014-15 WOLVES VS. WIZARDS (1-1)

DATE	SITE	FINAL SCORE	WOLVES HIGH	WIZARDS HIGH	ATTENDANCE
12/16/14	Washington	L 95-109	Young 29	Butler 23	15,823
02/25/15	Minnesota	W 97-77	Martin 28	Porter 13	19,856

#### SERIES FACTS

**OVERALL: 19-28 • HOME: 12-11 • ROAD: 7-17 • PRESEASON: 3-1**

Biggest Wolves Win: 35 (109-74 - 12/26/04, Home)  
Biggest Wolves Loss: 16 (89-105 - 11/16/07, Home)  
Current Overall Streak: W1 Home: W5 Road: L3  
Last Wolves Win: 97-77 @ Minnesota, 02/25/15  
Last Wolves Loss: 95-109 @ Washington, 12/16/14

#### GAME-BY-GAME

DATE	H/A	W/L	MIN-OPP	DATE	H/A	W/L	MIN-OPP
12/19/89	A	L	99-112	11/17/05	H	W	109-98
02/27/90	H	W	104-88	02/21/06	A	L	78-90
01/04/91	H	L	100-111	02/20/07	A	L	100-112
04/21/91	A	W	89-87	02/25/07	H	W	98-94
11/13/91	H	L	114-119*	11/16/07	H	L	89-105
03/13/92	A	L	115-118	12/11/07	A	L	88-102
11/20/92	H	L	100-108	02/17/09	A	L	103-111
11/27/92	A	W	102-83	03/09/09	H	L	99-110
12/20/93	H	L	84-99	12/26/09	H	W	101-89
02/17/94	A	L	105-109	02/17/10	A	L	99-108
12/17/94	A	W	96-87	01/13/11	H	W	109-97
02/14/95	H	L	96-99	03/05/11	A	L	96-103
02/16/96	H	L	96-108	01/08/12	A	W	93-72
04/12/96	A	L	106-116	01/25/13	A	L	101-114
11/25/96	A	L	98-105	03/06/13	H	W	87-82
04/04/97	H	W	97-95	11/19/13	A	L	100-104
11/13/97	H	L	88-91*	12/27/13	H	W	120-98
12/06/97	A	L	103-114	12/16/14	A	L	95-109
02/02/00	A	L	93-103	02/25/15	H	W	97-77
03/07/00	H	L	86-90				
12/07/00	H	W	105-88				
01/02/01	A	L	108-115				
01/12/02	A	W	108-100				
01/21/02	H	W	105-101				
11/05/02	H	W	90-86				
01/25/03	A	W	97-89				
12/12/03	A	W	110-91				
04/02/04	H	W	91-73				
12/26/04	H	W	109-74				
01/08/05	A	L	114-117				





## NBA DIRECTORY

### NEW YORK OFFICES

Olympic Tower  
645 Fifth Avenue, New York, NY 10022  
Phone: (212) 407-8000  
Fax: (212) 832-3861

### NEW JERSEY OFFICES

100 Plaza Drive  
Secaucus, NJ 07094  
Phone: (201) 865-1500  
Fax: (201) 974-5973

### INTERNATIONAL OFFICES

#### Headquarters - NBA EMEA

Endeavour House  
189 Shaftesbury Avenue  
London, United Kingdom WC2H 8JR  
Telephone: +44-20-7420-8900

#### SPAIN

Pge. Empresarial "La Finca"  
Edif. 17A, 1a  
28223 Pozuelo de Alarcon, Madrid, Spain  
Telephone: +34-911-517-101  
Fax: +34-911-517-120

#### AFRICA

6th Floor World Trade Center, Cnr West Road  
South and Lower Road  
Morningside 2196  
Johannesburg, South Africa  
Telephone: +27-87-940-1333  
Fax: +27-86-726-6351

#### INDIA

Tower 1, 10th Floor  
Indiabulls Finance Center  
Senapati Bapat Marg Mumbai  
Maharashtra 400013  
Telephone: +91-22-6124-6100

#### LATIN AMERICA

##### Brazil

Av Borges de Medeiros, 633  
Sala 303 – Leblon  
Rio de Janeiro, RJ, Brazil 22430-041  
Telephone: +55-21-3206-6400  
Fax: +55-21-2586-6001

#### Mexico

Av Santa Fe 94, Torre A Piso 8, Colonia Zedec  
Santa Fe  
Mexico DF Mexico 01210  
Telephone: +52-55-88511159  
Fax: +52-55-88511111

#### CANADA

50 Bay Street  
Suite 1402  
Toronto, Ontario  
Canada M5J 3A5  
Telephone: (416) 682-2000  
Fax: (416) 364-0205

#### ASIA/PACIFIC

##### HONG KONG

Room 3101, The Lee Gardens  
33 Hysan Avenue  
Causeway Bay, Hong Kong  
Telephone: +852-2843-9600  
Fax: +852-2536-4808

#### TAIWAN

Suite 1303, No. 88, Section 2  
Chung Hsiao East Road  
Taipei, Taiwan ROC 100  
Telephone: +886-2-2397-8000  
Fax: +886-2-2358-1098

#### KOREA

21/F Seoul Finance Center  
136 Sejong-Daero, Jung-Gu  
Seoul, Korea 100-768  
Telephone: +822-3782-6835  
Fax: +822-3782-4555

#### CHINA—BEIJING

19th Floor, Office Tower 2, China Central Place  
No. 79 Jianguo Road, Chaoyang District  
Beijing, China 100025  
Telephone: +86-10-5200-8200  
Fax: +86-10-5200-8202

#### CHINA—SHANGHAI

Unit 2703-2708, 27F, Tower 2 Plaza 66  
1366 Nanjing West Road, Jing An District  
Shanghai, China 200040  
Telephone: +86-21-6137-2200  
Fax: +86-21-6288-9920

## NBA KEY DATES & TERMS

### 2015

**September 10–12**  
**September 25**

**September 26**  
**September 28**  
**September 29**  
**October 4**  
**October 6**  
**October 8**  
**October 10**  
**October 11**  
**October 14**

**October 17**  
**October 23**  
**October 23**  
**October 26**  
**October 27**  
**December 3**

### 2016

**January 5**  
**January 10**  
**January 14**  
**February 12-14**  
**February 18**  
**March 1**  
**April 13 – 16**  
**April 13**  
**April 15**  
**April 16**  
**April 24**  
**May 2**  
**May 11-15**  
**May 17**  
**May 17**  
**June 2**  
**June 13**  
**TBD**  
**June 23**

Naismith Memorial Basketball Hall of Fame Enshrinement (Springfield, MA)  
First allowable date for players participating in preseason NBA Global Games to report to their teams (no earlier than 11 a.m. local time)  
Training Camps open for all teams participating in preseason NBA Global Games  
First allowable date for all other players to report to their teams (no earlier than 11 a.m. local time)  
Training Camps open for all other teams  
NBA Canada Series 2015, L.A. Clippers vs. Toronto Raptors (Vancouver)  
NBA Global Games 2015, Olimpia Milano vs. Boston Celtics (Milan, Italy)  
NBA Global Games 2015, Real Madrid vs. Boston Celtics (Madrid, Spain)  
NBA Canada Series 2015, Chicago Bulls vs. Minnesota Timberwolves (Winnipeg)  
NBA Global Games 2015, Charlotte Hornets vs. L.A. Clippers (Shenzhen, China)  
NBA Global Games 2015, Charlotte Hornets vs. L.A. Clippers (Shanghai, China)  
NBA Canada Series 2015, Minnesota Timberwolves vs. Toronto Raptors (Ottawa)  
NBA Global Games 2015, Flamengo vs. Orlando Magic (Rio de Janeiro, Brazil)  
NBA Canada Series 2015, Toronto Raptors vs. Washington Wizards (Montreal)  
NBA Preseason ends  
Rosters set for NBA Opening Day  
Start of the 2015-16 NBA Regular Season (NBA Tip-Off 2015)  
NBA Global Games 2015, Boston Celtics vs. Sacramento Kings (Mexico City)

10-day contracts may now be signed  
All contracts are guaranteed for the remainder of the season  
NBA Global Games 2016, Orlando Magic vs. Toronto Raptors (London)  
NBA All-Star 2016 (Toronto, Canada)  
Trade deadline, 3 p.m. ET  
Playoff Eligibility Waiver Deadline  
Portsmouth Invitational Tournament (Portsmouth, VA)  
Regular Season ends  
Rosters set for NBA Playoffs 2016, 3 p.m. ET  
NBA Playoffs 2016 begin  
NBA Early Entry Eligibility Deadline (11:59 p.m. ET)  
Conference Semifinals begin (possible move up to April 30 or May 1)  
NBA Draft Combine 2016 (Chicago)  
Conference Finals begin (possible move up to May 15 or 16)  
NBA Draft Lottery 2016  
NBA Finals 2016 begin  
NBA Draft Early Entry Entrant Withdrawal Deadline (5:00 p.m. ET)  
The Finals 2016 latest possible date  
NBA Draft 2016



## 2014-15 NBA STANDINGS/AWARD WINNERS

### EASTERN CONFERENCE

#### ATLANTIC DIVISION

	W	L	PCT	GB	HOME	ROAD
Toronto	49	33	.598	-	27-14	22-19
Boston	40	42	.488	9	21-10	19-22
Brooklyn	38	44	.463	11	19-22	19-22
Philadelphia	18	64	.220	31	12-29	6-35
New York	17	65	.207	32	10-31	7-34

#### CENTRAL DIVISION

	W	L	PCT	GB	HOME	ROAD
Cleveland	53	29	.646	-	31-10	22-19
Chicago	50	32	.610	3	27-14	23-18
Milwaukee	41	41	.500	12	23-18	18-23
Indiana	38	44	.463	15	23-18	15-26
Detroit	32	50	.390	21	18-23	14-27

#### SOUTHEAST DIVISION

	W	L	PCT	GB	HOME	ROAD
Atlanta	60	22	.732	-	35-6	25-16
Washington	46	36	.561	14	29-12	17-24
Miami	37	45	.451	23	20-21	17-24
Charlotte	33	49	.402	27	19-22	14-27
Orlando	25	57	.305	35	13-28	12-29

### WESTERN CONFERENCE

#### NORTHWEST DIVISION

	W	L	PCT	GB	HOME	ROAD
Portland	51	31	.622	-	32-9	19-22
Oklahoma City	45	37	.549	6	29-12	16-25
Utah	38	44	.463	13	21-20	17-24
Denver	30	52	.366	21	19-22	11-30
Minnesota	16	66	.195	35	9-32	7-34

#### PACIFIC DIVISION

	W	L	PCT	GB	HOME	ROAD
Golden State	67	15	.817	-	39-2	38-13
L.A. Clippers	56	26	.683	11	30-11	26-15
Phoenix	39	43	.476	28	22-19	17-24
Sacramento	29	53	.354	38	18-23	11-30
L.A. Lakers	21	61	.256	46	12-29	9-32

#### SOUTHWEST DIVISION

	W	L	PCT	GB	HOME	ROAD
Houston	56	26	.683	-	30-11	26-15
Memphis	55	27	.671	1	31-10	24-17
San Antonio	55	27	.671	1	33-8	22-19
Dallas	50	32	.610	6	27-14	23-18
New Orleans	45	37	.549	11	28-13	17-24

<b>KIA NBA MOST VALUABLE PLAYER</b> .....	Stephen Curry, Golden State Warriors
<b>KIA NBA COACH OF THE YEAR</b> .....	Mike Budenholzer, Atlanta Hawks
<b>KIA NBA ROOKIE OF THE YEAR</b> .....	Andrew Wiggins, Minnesota Timberwolves
<b>KIA NBA MOST IMPROVED PLAYER</b> .....	Jimmy Butler, Chicago Bulls
<b>KIA NBA DEFENSIVE PLAYER OF THE YEAR</b> .....	Kawhi Leonard, San Antonio Spurs
<b>KIA NBA SIXTH MAN AWARD</b> .....	Lou Williams, Toronto Raptors
<b>J. WALTER KENNEDY CITIZENSHIP AWARD</b> .....	Joakim Noah, Chicago Bulls
<b>NBA SPORTSMANSHIP AWARD</b> .....	Kyle Korver, Atlanta Hawks
<b>NBA EXECUTIVE OF THE YEAR</b> .....	Bob Myers, Golden State Warriors

### 2015 ALL-NBA TEAM

(By sportswriters, broadcasters in NBA Cities)

#### FIRST TEAM

LeBron James, Cleveland  
Marc Gasol, Memphis  
Stephen Curry, Golden State  
James Harden, Houston  
Anthony Davis, New Orleans

#### SECOND TEAM

Pau Gasol, Chicago  
Chris Paul, L.A. Clippers  
LaMarcus Aldridge, Portland  
Russell Westbrook, Oklahoma City  
DeMarcus Cousins, Sacramento

#### THIRD TEAM

Tim Duncan, San Antonio  
DeAndre Jordan, L.A. Clippers  
Blake Griffin, L.A. Clippers  
Kyrie Irving, Cleveland  
Klay Thompson, Golden State

### 2015 ALL-DEFENSE TEAM

(By sportswriters, broadcasters in NBA Cities)

#### FIRST TEAM

Tony Allen, Memphis  
Chris Paul, L.A. Clippers  
DeAndre Jordan, L.A. Clippers  
Kawhi Leonard, San Antonio  
Draymond Green, Golden State

#### SECOND TEAM

Tim Duncan, San Antonio  
Andrew Bogut, Golden State  
John Wall, Washington  
Jimmy Butler, Chicago  
Anthony Davis, New Orleans

### 2015 ALL-ROOKIE TEAM

(Selected regardless of position by sportswriters, broadcasters panel)

#### FIRST TEAM

Nikola Mirotic, Chicago  
Jordan Clarkson, L.A. Lakers  
Elfrid Payton, Orlando  
Nerlens Noel, Philadelphia  
Andrew Wiggins, Minnesota

#### SECOND TEAM

Bojan Bogdanovic, Brooklyn  
Langston Galloway, New York  
Marcus Smart, Boston  
Zach LaVine, Minnesota  
Jusuf Nurkic, Denver



## 2014-15 NBA LEADERS

### SCORING AVERAGE

	G	FG	FT	PTS	AVG
Westbrook, OKC.	67	627	546	1886	28.1
Harden, Hou.	81	647	715	2217	27.4
James, Cle.	69	624	375	1743	25.3
Davis, N.O.	68	642	371	1656	24.4
Cousins, Sac.	59	498	423	1421	24.1
Curry, G.S.	80	653	308	1900	23.8
Aldridge, Por.	71	659	306	1661	23.4
Griffin, LA-C	67	574	311	1469	21.9
Irving, Cle.	75	578	315	1628	21.7
Thompson, G.S.	77	602	225	1668	21.7
Wade, Mia.	62	509	284	1331	21.5
Gay, Sac.	68	508	337	1432	21.1
Lillard, Por.	82	590	344	1720	21.0
DeRozan, Tor.	60	409	361	1204	20.1
Butler, Chi.	65	421	386	1301	20.0
Vucevic, Ori.	74	631	164	1428	19.3
Hayward, Utah	76	484	375	1463	19.3
Paul, LA-C	82	568	289	1564	19.1
Ellis, Dal.	80	602	228	1513	18.9
Gasol, Chi.	78	570	294	1446	18.5

### REBOUNDS PER GAME

	G	OFF	DEF	TOT	AVG
Jordan, LA-C	82	397	829	1226	15.0
Drummond, Det.	82	437	667	1104	13.5
Cousins, Sac.	59	185	562	747	12.7
Gasol, Chi.	78	220	699	919	11.8
Chandler, Dal.	75	294	570	864	11.5
Vucevic, Ori.	74	238	572	810	10.9
Randolph, Mem.	71	225	522	747	10.5
Davis, N.O.	68	173	523	696	10.2
Aldridge, Por.	71	177	549	726	10.2
Monroe, Det.	69	229	475	704	10.2
Asik, N.O.	76	244	504	748	9.8
Love, Cle.	75	142	589	731	9.7
Noah, Chi.	67	219	427	646	9.6
Gobert, Utah	82	265	510	775	9.5
Duncan, S.A.	77	170	534	704	9.1
Kanter, Utah-OKC.	75	277	394	671	8.9
Fariel, Den.	75	242	426	668	8.9
Gortat, Was.	82	180	537	717	8.7
Valanciunas, Tor.	80	215	478	693	8.7
Jefferson, Cha.	65	99	449	548	8.4

### ASSISTS PER GAME

	G	AST	AVG
Paul, LA-C	82	838	10.2
Wall, Was.	79	792	10.0
Lawson, Den.	75	720	9.6
Westbrook, OKC.	67	574	8.6
Rondo, Bos.-Dal.	68	538	7.9
Curry, G.S.	80	619	7.7
James, Cle.	69	511	7.4
Teague, Atl.	73	513	7.0
Harden, Hou.	81	565	7.0
Lowry, Tor.	70	473	6.8
Carter-Williams, Phi.-Mil.	66	442	6.7
Evans, N.O.	79	521	6.6
Williams, Bkn.	68	448	6.6
Payton, Ori.	82	533	6.5
Mo Williams, Min.-Cha.	68	424	6.2
Lillard, Por.	82	507	6.2
Bledsoe, Pho.	81	493	6.1
Jackson, OKC.-Det.	77	462	6.0
Turner, Bos.	82	449	5.5
Conley, Mem.	70	375	5.4

### FIELD GOAL PCT.

	FG	FGA	PCT
Jordan, LA-C	379	534	.710
Valanciunas, Tor.	373	652	.572
Gortat, Was.	439	775	.566
Mozgov, Den.-Cle.	314	566	.555
Zeller, Bos.	340	619	.549
Horford, Atl.	519	965	.538
Davis, N.O.	642	1199	.535
Favors, Utah	482	918	.525
Vucevic, Ori.	631	1206	.523
Kanter, Utah-OKC.	482	928	.519
Drummond, Det.	494	961	.514
Lopez, Bkn.	506	987	.513
Duncan, S.A.	419	819	.512
Nene, Was.	307	601	.511
Fariel, Den.	373	736	.507
Motiejunas, Hou.	353	700	.504
Bass, Bos.	344	683	.504
Griffin, LA-C	574	1144	.502
G. Dragic, Pho.-Mia.	502	1002	.501
Boozer, LA-L	371	743	.499

### 3-PT FIELD GOAL PCT.

	3FG	3GA	PCT
Korver, Atl.	221	449	.492
Gordon, N.O.	141	315	.448
Curry, G.S.	286	646	.443
Thompson, G.S.	239	545	.439
Redick, LA-C	200	458	.437
Morrow, OKC.	141	325	.434
D. Green, S.A.	191	457	.418
Irving, Cle.	157	378	.415
Beal, Was.	106	259	.409
Dunleavy, Chi.	107	263	.407
Middleton, Mil.	109	268	.407
Barnes, G.S.	87	215	.405
Lee, Mem.	90	224	.402
Thompson, Phi.	115	287	.401
Singler, Det.-OKC.	96	241	.398
Paul, LA-C	139	349	.398
Carroll, Atl.	120	304	.395
Frye, Ori.	136	346	.393
Terry, Hou.	126	323	.390
Three tied			.389

### FREE THROW PCT.

	FT	FTA	PCT
Curry, G.S.	308	337	.914
Meeks, Det.	145	160	.906
Redick, LA-C	183	203	.901
Crawford, LA-C	227	252	.901
Paul, LA-C	289	321	.900
Gallinari, Den.	171	191	.895
Young, LA-L	132	148	.892
Nowitzki, Dal.	255	289	.882
Jack, Bkn.	200	227	.881
Martin, Min.	170	193	.881
Thompson, G.S.	225	256	.879
Knight, Mil.-Pho.	195	223	.874
Mo Williams, Min.-Cha.	163	187	.872
Augustin, Det.-OKC.	178	205	.868
Thomas, Pho.-Bos.	302	348	.868
Harden, Hou.	715	824	.868
Lillard, Por.	344	398	.864
Irving, Cle.	315	365	.863
Teague, Atl.	275	319	.862
Williams, Tor.	340	395	.861

### STEALS PER GAME

	G	STL	AVG
Leonard, S.A.	64	148	2.31
Westbrook, OKC.	67	140	2.09
Allen, Mem.	63	129	2.05
Curry, G.S.	80	163	2.04
Paul, LA-C	82	156	1.9
Harden, Hou.	81	154	1.9
Ariza, Hou.	82	152	1.85
Ellis, Dal.	80	148	1.85
Millsap, Atl.	73	130	1.78
Noel, Phi.	75	133	1.77
Butler, Chi.	65	114	1.75
Wall, Was.	79	138	1.75
Payton, Ori.	82	142	1.73
Teague, Atl.	73	125	1.71
Carter-Williams, Phi.-Mil	66	111	1.68
Oladipo, Ori.	72	120	1.67
Young, Min.-Bkn.	76	124	1.63
James, Cle.	69	109	1.58
Bledsoe, Pho.	81	127	1.57
Lowry, Tor.	70	109	1.56
Green, G.S.	79	123	1.56

### BLOCKS PER GAME

	G	BLK	AVG
Davis, N.O.	68	200	2.94
Ibaka, OKC.	64	155	2.42
Gobert, Utah	82	189	2.30
Jordan, LA-C	82	183	2.23
Henson, Mil.	67	135	2.01
Duncan, S.A.	77	151	1.96
Noel, Phi.	75	142	1.89
Gasol, Chi.	78	147	1.88
Drummond, Det.	82	153	1.87
Lopez, Bkn.	72	126	1.75
Cousins, Sac.	59	103	1.75
Dieng, Min.	73	126	1.73
Bogut, G.S.	67	113	1.69
Favors, Utah	74	123	1.66
Hibbert, Ind.	76	125	1.64
Gasol, Mem.	81	131	1.62
Biyombo, Cha.	64	99	1.55
Len, Pho.	69	105	1.52
Lopez, Por.	59	84	1.42
Smith, Det.-Hou.	83	116	1.40

### MINUTES PER GAME

	G	MIN	AVG
Butler, Chi.	65	2513	38.7
Harden, Hou.	81	2981	36.8
Irving, Cle.	75	2730	36.4
Wiggins, Min.	82	2969	36.2
James, Cle.	69	2493	36.1
Davis, N.O.	68	2455	36.1
Wall, Was.	79	2837	35.9
Oladipo, Ori.	72	2573	35.7
Ariza, Hou.	82	2930	35.7
Lillard, Por.	82	2925	35.7
Lawson, Den.	75	2665	35.5
Gay, Sac.	68	2408	35.4
Aldridge, Por.	71	2512	35.4
Griffin, LA-C	67	2356	35.2
DeRozan, Tor.	60	2100	35.0
Johnson, Bkn.	80	2791	34.9
Paul, LA-C	82	2857	34.8
Harris, Ori.	68	2369	34.8
Bledsoe, Pho.	81	2800	34.6
Lowry, Tor.	70	2414	34.5



## 2015 NBA DRAFT

### FIRST ROUND

TEAM	PLAYER	SCHOOL/COUNTRY
1. Minnesota	Karl-Anthony Towns	Kentucky
2. L.A. Lakers	D'Angelo Russell	Ohio State
3. Philadelphia	Jahlil Okafor	Duke
4. New York	Kristaps Porzingis	Latvia
5. Orlando	Mario Hezonja	Croatia
6. Sacramento	Willie Cauley-Stein	Kentucky
7. Denver	Emmanuel Mudiay	Congo
8. Detroit	Stanley Johnson	Arizona
9. Charlotte	Frank Kaminsky	Wisconsin
10. Miami	Justise Winslow	Duke
11. Indiana	Myles Turner	Texas
12. Utah	Trey Lyles	Kentucky
13. Phoenix	Devin Booker	Kentucky
14. Oklahoma City	Cameron Payne	Murray State
15. Washington (from Atlanta)	Kelly Oubre	Kansas
16. Boston	Terry Rozier	Louisville
17. Milwaukee	Rashad Vaughn	UNLV
18. Houston	Sam Dekker	Wisconsin
19. New York (from Washington)	Jerian Grant	Notre Dame
20. Toronto	Delon Wright	Utah
21. Dallas	Justin Anderson	Virginia
22. Chicago	Bobby Portis	Arkansas
23. Brooklyn (from Portland)	Rondae Hollis-Johnson	Portland
24. Minnesota (from Cleveland)	Tyus Jones	Duke
25. Memphis	Jarell Martin	Memphis
26. San Antonio	Nikola Milutinov	Serbia
27. L.A. Lakers	Larry Nance, Jr.	Wyoming
28. Boston	R.J. Hunter	Georgia State
29. Brooklyn	Chris McCullough	Syracuse
30. Golden State	Kevon Looney	UCLA

### SECOND ROUND

TEAM	PLAYER	SCHOOL/COUNTRY
31. Cleveland (from Minnesota)	Cedi Osman	Macedonia
32. Houston	Montrezl Harrell	Louisville
33. Boston	Jordan Mickey	LSU
34. L.A. Lakers	Anthony Brown	Stanford
35. New York	Willy Hernangomez	Spain
36. Cleveland (from Minnesota)	Rakeem Christmas	Syracuse
37. Philadelphia	Richaun Holmes	Bowling Green
38. Detroit	Darrun Hilliard	Villanova
39. Brooklyn (from Charlotte)	Juan Pablo Vaulet	Argentina
40. Miami	Josh Richardson	Tennessee
41. Portland (from Brooklyn)	Pat Connaughton	Notre Dame
42. Utah	Olivier Hanlan	Boston College
43. Indiana	Joseph Young	Oregon
44. Memphis (from Phoenix)	Andrew Harrison	Kentucky
45. Boston	Marcus Thornton	William and Mary
46. Toronto (from Milwaukee)	Norman Powell	UCLA
47. Philadelphia	Arturas Gudaitis	Lithuania
48. Oklahoma City	Dakari Johnson	Kentucky
49. Washington	Aaron White	Iowa
50. Atlanta	Marcus Eriksson	Sweden
51. Orlando	Tyler Harvey	Eastern Washington
52. Dallas	Satnam Singh	India
53. Cleveland	Sir'Dominic Pointer	St. Johns
54. Portland (from Utah)	Daniel Diez	Spain
55. San Antonio	Cady Lalanne	Massachusetts
56. L.A. Clippers (from New Orleans)	Branden Dawson	Michigan State
57. Denver	Nikola Radicevic	Serbia
58. Philadelphia	J.P. Tokoto	North Carolina
59. Atlanta	Dimitrios Agravanis	Greece
60. Philadelphia	Luka Mitrovic	Serbia



## NBA DEVELOPMENT LEAGUE

NBA D-League Office  
Olympic Tower, 645 5th Avenue; New York, NY 10022  
Media Relations: Joanna Shapiro ([jshapiro@nba.com](mailto:jshapiro@nba.com))



### AUSTIN SPURS

13581 Pond Springs Road, Suite 108, Austin, TX 78729  
Tel: (512) 236-8333; Fax: (512) 236-8444  
Arena: Cedar Park Center  
Media Relations Contact: Perri Travillion  
([ptravillion@attcenter.com](mailto:ptravillion@attcenter.com))  
Website: [www.austinspurs.com](http://www.austinspurs.com)  
NBA Affiliation: San Antonio

### BAKERSFIELD JAM

1400 Norris Road; Bakersfield, CA 93308  
Tel: (661) 615-6550; Fax: (661) 615-6555  
Arena: Dignity Health Event Center  
Media Relations Contact: William Aquije  
([william@bakersfieldjam.com](mailto:william@bakersfieldjam.com))  
Website: [www.bakersfieldjam.com](http://www.bakersfieldjam.com)  
NBA Affiliation: Phoenix

### CANTON CHARGE

1101 Market Avenue North; Canton, OH 44702  
Tel: (866) 444-1944; Fax: (330) 489-1703  
Arena: Canton Memorial Civic Center  
Media Relations Contact: Sean Wyatt  
([swyatt@cantoncharge.com](mailto:swyatt@cantoncharge.com))  
Website: [www.cantoncharge.com](http://www.cantoncharge.com)  
NBA Affiliation: Cleveland

### DELAWARE 87ERS

300 Martin Luther King Blvd, Ste. 200; Wilmington, DE 19801  
Tel: (302) 504-7587; Fax: (302) 351-5370  
Arena: Bob Carpenter Center  
Media Relations Contact: Andrew Dzurita  
([andrewdzurita@sevens.com](mailto:andrewdzurita@sevens.com))  
Website: [www.sevens.com](http://www.sevens.com)  
NBA Affiliation: Philadelphia

### ERIE BAYHAWKS

110 East 8th Street; Erie, PA 16501  
Tel: (814) 790-5600; Fax: (814) 790-5608  
Arena: Erie Insurance Arena  
Media Relations Contact: Iris Rayburn  
([iris.rayburn@nbaerie.com](mailto:iris.rayburn@nbaerie.com))  
Website: [www.nbaerie.com](http://www.nbaerie.com)  
NBA Affiliation: Orlando

### FORT WAYNE MAD ANTS

1910 St. Joe Center Rd, Suite 61; Fort Wayne, IN 46825  
Tel: (260) 469-4667; Fax: (260) 469-4674  
Arena: Allen County War Memorial Coliseum  
Media Relations Contact: Kara Stevenson  
([kara@fortwaynehoops.com](mailto:kara@fortwaynehoops.com))  
Website: [www.fortwaynehoops.com](http://www.fortwaynehoops.com)  
NBA Affiliations: Indiana

### GRAND RAPIDS DRIVE

40 Monroe Center NW, Ste 11; Grand Rapids MI 49503  
Tel: (844) 473-7483  
Arena: DeltaPlex Arena  
Media Relations Contact: Sarah Parfet Jbara ([spj@nbagrandrapids.com](mailto:spj@nbagrandrapids.com))  
Website: [www.nbagrandrapids.com](http://www.nbagrandrapids.com)  
NBA Affiliation: Detroit

### IDAHO STAMPEDE

233 South Capitol Blvd., Suite 100; Boise, ID 83702  
Tel: (208) 388-4667; Fax: (208) 388-3845  
Arena: CenturyLink Arena  
Media Relations Contact: Aubrie Warkentien  
([aubrie@idahostampede.com](mailto:aubrie@idahostampede.com))  
Website: [www.idahostampede.com](http://www.idahostampede.com)  
NBA Affiliation: Utah

### IOWA ENERGY

730 3rd Street; Des Moines, Iowa 50309  
Tel: (515) 564-8550; Fax: (515) 564-8551  
Arena: Wells Fargo Arena  
Media Relations Contact: Mike Leighton  
([mleighton@iowanba.com](mailto:mleighton@iowanba.com))  
Website: [www.iowanba.com](http://www.iowanba.com)  
NBA Affiliations: Memphis

### LOS ANGELES D-FENDERS

555 North Nash Street; El Segundo, CA 90245  
Tel: (310) 426-6000; Fax: (310) 426-6031  
Arena: Toyota Sports Center  
Media Relations Contact: Will Patterson ([wpatterson@d-fenders.com](mailto:wpatterson@d-fenders.com))  
Website: [www.d-fenders.com](http://www.d-fenders.com)  
NBA Affiliation: Los Angeles Lakers

### MAINE RED CLAWS

413 Congress Street; Portland, ME 04101  
Tel: 207-210-6655; Fax: 207-210-6659  
Arena: Portland Exposition Building  
Media Relations Contact: Evans Boston ([eboston@maineredclaws.com](mailto:eboston@maineredclaws.com))  
Website: [www.maineredclaws.com](http://www.maineredclaws.com)  
NBA Affiliation: Boston

### OKLAHOMA CITY BLUE

208 Thunder Drive, Oklahoma City, OK 73102  
Tel: (405) 208-4800; Fax: (405) 429-7900  
Arena: Cox Convention Center  
Media Relations Contact: Ben Coldagelli  
([bcoldagelli@okcthunder.com](mailto:bcoldagelli@okcthunder.com))  
Website: [www.oklahomacityblue.com](http://www.oklahomacityblue.com)  
NBA Affiliation: Oklahoma City

### RAPTORS 905

5600 Rose Cherry Place; Mississauga, ON L4Z4B6  
Tel: (416) 815-5423 Fax: (416) 902-4311  
Arena: Hershey Centre  
Media Relations Contact: TBD  
Website: [www.raptors905.com](http://www.raptors905.com)  
NBA Affiliation: Toronto

### RENO BIGHORNS

50 West Liberty Street, Ste. 201; Reno, NV 89501  
Tel: (775) 853-8200  
Arena: Reno Event Center  
Media Relations Contact: Kyle Jones ([kjones@renobighorns.com](mailto:kjones@renobighorns.com))  
Website: [www.renobighorns.com](http://www.renobighorns.com)  
NBA Affiliation: Sacramento

### RIO GRANDE VALLEY VIPERS

4500 North 10th Street, Suite 315; McAllen, TX 78504  
Tel: (956) 972-1144; Fax: (956) 972-1150  
Arena: State Farm Arena  
Media Relations Contact: Rebecca Sweat  
([rsweat@rgvipers.com](mailto:rsweat@rgvipers.com))  
Website: [www.rgvipers.com](http://www.rgvipers.com)  
NBA Affiliation: Houston

### SANTA CRUZ WARRIORS

903 Pacific Avenue, Suite 101; Santa Cruz, CA 95060  
Tel: (831) 731-4396; Fax: (831) 466-3201  
Arena: Kaiser Permanente Arena  
Media Relations Contact: Gina Antoniello  
([gantoniello@santacruzbasketball.com](mailto:gantoniello@santacruzbasketball.com))  
Website: [www.santacruzbasketball.com](http://www.santacruzbasketball.com)  
NBA Affiliation: Golden State

### SIOUX FALLS SKYFORCE

2131 South Minnesota Ave; Sioux Falls, SD 57105  
Tel: (605) 332-0605; Fax: (605) 332-2305  
Arena: Sanford Pentagon  
Media Relations Contact: Darren Feeney  
([darren@skyforceonline.com](mailto:darren@skyforceonline.com))  
Website: [www.skyforceonline.com](http://www.skyforceonline.com)  
NBA Affiliation: Miami

### TEXAS LEGENDS

2601 Avenue of the Stars, Suite 300; Frisco, TX 75034  
Tel: (214) 469-0822; Fax: (214) 469-0823  
Arena: Dr. Pepper Arena  
Media Relations Contact: Britney Wynn  
([bwynn@texlegends.com](mailto:bwynn@texlegends.com))  
Website: [www.texlegends.com](http://www.texlegends.com)  
NBA Affiliation: Dallas

### WESTCHESTER KNICKS

198 Central Ave.; White Plains, NY 10606  
Tel: (914) 559-6888  
Arena: Westchester County Center  
Media Relations Contact: Katie Hatch ([Katie.hatch@msg.com](mailto:Katie.hatch@msg.com))  
Website: [www.westchesterknicks.com](http://www.westchesterknicks.com)  
NBA Affiliation: New York





## 2014-15 NBA D-LEAGUE STANDINGS/AWARD WINNERS

### ATLANTIC DIVISION

	W	L	PCT	GB	HOME	ROAD
z-Maine Red Claws	35	15	.700	0	20-6	15-9
x-Canton Charge	31	19	.620	4	14-10	17-9
Erie BayHawks	24	26	.480	11	15-10	9-16
Delaware 87ers	20	30	.400	15	11-14	9-16
Westchester Knicks	10	40	.200	25	9-16	1-24

### CENTRAL DIVISION

	W	L	PCT	GB	HOME	ROAD
y-Sioux Falls Skyforce	29	21	.580	0	14-10	15-11
x-Fort Wayne Mad Ants	28	22	.560	1	14-11	14-11
Iowa Energy	26	24	.520	3	13-12	13-12
Grand Rapids Drive	23	27	.460	6	15-9	8-18

### SOUTHWEST DIVISION

	W	L	PCT	GB	HOME	ROAD
y-Austin Spurs	32	18	.640	0	18-8	14-10
x-Oklahoma City Blue	28	22	.560	4	16-9	12-13
Rio Grande Valley Vipers	27	23	.540	5	14-11	13-12
Texas Legends	22	28	.440	10	8-17	14-11

### WEST DIVISION

	W	L	PCT	GB	HOME	ROAD
z-Santa Cruz Warriors	35	15	.700	0	19-7	16-8
x-Bakersfield Jam	34	16	.680	1	17-8	17-8
Reno Bighorns	20	30	.400	15	14-11	6-19
Los Angeles D-Fenders	17	33	.340	18	12-13	5-20
Idaho Stampede	9	41	.180	26	6-19	3-22

<b>MOST VALUABLE PLAYER</b> .....	Tim Frazier, Maine Red Claws
<b>DENNIS JOHNSON COACH OF THE YEAR</b> .....	Scott Morrison, Maine Red Claws
<b>DEFENSIVE PLAYER OF THE YEAR</b> .....	Aaron Craft, Santa Cruz Warriors
<b>ROOKIE OF THE YEAR</b> .....	Tim Frazier, Maine Red Claws
<b>JASON COLLIER SPORTSMANSHIP AWARD</b> .....	Renaldo Major, Bakersfield Jam
<b>IMPACT PLAYER OF THE YEAR</b> .....	Jerel McNeal, Bakersfield Jam
<b>MOST IMPROVED PLAYER</b> .....	Joe Jackson, Bakersfield Jam

### 2015 NBA DEVELOPMENT LEAGUE POSTSEASON RESULTS

#### QUARTERFINAL

Fort Wayne Mad Ants 2, Maine Red Claws 0  
Tuesday, April 7 – Fort Wayne 104, Maine 103 (OT)  
Saturday, April 11 – Fort Wayne 121, Maine 111

Canton Charge 2, Sioux Falls Skyforce 1  
Wednesday, April 8 – Canton 119, Sioux Falls 93  
Monday, April 13 – Sioux Falls 100, Canton 89  
Tuesday, April 14 – Canton 105, Sioux Falls 95

Santa Cruz Warriors 2, Oklahoma City Blue 0  
Wednesday, April 8 – Santa Cruz 105, Oklahoma City 98  
Friday, April 10 – Santa Cruz 109, Oklahoma City 97

Austin Spurs 2, Bakersfield Jam 1  
Tuesday, April 7 – Bakersfield 117, Austin 79  
Saturday, April 11 – Austin 98, Bakersfield 86  
Sunday, April 12 – Austin 90, Bakersfield 88

#### SEMIFINALS

Fort Wayne Mad Ants 2, Canton Charge 0  
Thursday, April 16 – Fort Wayne 105, Canton 91  
Sunday, April 19 – Fort Wayne 103, Canton 85

Santa Cruz Warriors 2, Austin Spurs 1  
Friday, April 17 – Santa Cruz 106, Austin 83  
Sunday, April 19 – Austin 100, Santa Cruz 91  
Monday, April 20 – Santa Cruz 97, Austin 83

#### FINALS

Santa Cruz Warriors 2, Fort Wayne Mad Ants 0  
Thursday, April 23 – Santa Cruz 119, Fort Wayne 115  
Sunday, April 26 – Santa Cruz 109, Fort Wayne 96

### 2015 ALL-NBA DEVELOPMENT LEAGUE TEAMS

#### FIRST TEAM

Jerelle Benimon, Idaho  
Seth Curry, Erie  
Earl Barron, Bakersfield  
Tim Frazier, Maine  
Willie Reed, Iowa

#### SECOND TEAM

Chris Babb, Maine  
Bryce Cotton, Austin  
James McAdoo, Santa Cruz  
Arinze Onuaku, Canton  
Elliot Williams, Santa Cruz

#### THIRD TEAM

Jabari Brown, Los Angeles  
Eric Griffin, Texas  
Jerel McNeal, Bakersfield  
Adonis Thomas, Grand Rapids  
Damien Wilkins, Iowa

### 2015 DEVELOPMENT LEAGUE ALL-DEFENSIVE TEAMS

#### FIRST TEAM

Khem Birch, Sioux Falls  
Clint Capela, Rio Grande Valley  
Aaron Craft, Santa Cruz  
Fuquan Edwin, Sioux Falls  
Willie Reed, Iowa

#### SECOND TEAM

Thanasis Antetokounmpo, Westchester  
Sim Bhullar, Reno  
Tim Frazier, Maine  
Eric Griffin, Texas  
Joe Jackson, Bakersfield

#### THIRD TEAM

Chris Babb, Maine  
Ognjen Kuzmic, Santa Cruz  
Dominique Sutton, Santa Cruz  
Jonathan Simmons, Austin  
Hasheem Thabeet, Grand Rapids

### 2015 DEVELOPMENT LEAGUE ALL-ROOKIE TEAMS

#### FIRST TEAM

Jerelle Benimon, Idaho  
Khem Birch, Sioux Falls  
Bryce Cotton, Austin  
Tim Frazier, Maine  
James McAdoo, Santa Cruz

#### SECOND TEAM

Jabari Brown, Los Angeles  
CJ Fair, Fort Wayne  
Shawn Jones, Sioux Falls  
David Stockton, Reno  
Talib Zanna, Oklahoma City

#### THIRD TEAM

Sim Bhullar, Reno  
Semaj Christon, Oklahoma City  
Andre Dawkins, Sioux Falls  
Roscoe Smith, Los Angeles  
David Wear, Reno



## NBA CARES

NBA Cares is the league's global social responsibility program that builds on the NBA's mission of addressing important social issues. This season, as part of the 10th anniversary of its creation, NBA Cares is renewing its commitment to communities around the world by inspiring play and teaching basketball's values to more than 15 million youth, providing an additional 3 million hours of hands-on service to others, and leaving a lasting legacy in communities by building 1,000 more safe places to live, learn or play by 2025. NBA Cares works with internationally recognized youth-serving programs that support education, youth and family development, and health-related causes, including: Special Olympics, YMCA of the USA, Boys and Girls Clubs of America, UNICEF, the Make-A-Wish Foundation, Share Our Strength and GLSEN.





COMMUNITY





# MINNESOTA TIMBERWOLVES FASTBREAK FOUNDATION

PRESENTED BY

—ROGER AND NANCY—  
**MCCABE FOUNDATION**

A spirit of giving and community involvement has helped define the Timberwolves organization since its inception. The Minnesota Timberwolves FastBreak Foundation has remained a steady community partner by contributing millions of dollars and hundreds of player appearances to help charitable causes throughout the state of Minnesota.

The mission of the FastBreak Foundation is to provide and support hands-on programs that positively impact Minnesota youth. Through giving, education, and basketball opportunities, the Foundation enables young people to make responsible decisions, contribute to their future and experience life-long memories.

The FastBreak Foundation's signature programs are its monthly themes during the Timberwolves season, in which the Foundation focuses its outreach on a particular area of giving. Each month, the Foundation works to make an impact through feature events throughout the community, in-game elements and a grant to an organization that best fits the monthly theme and fulfills the mission of the Foundation. The FastBreak Foundation is proud to be supported by the Roger and Nancy McCabe Foundation.



## OCTOBER

In October the FastBreak Foundation celebrates New Seasons, New Beginnings, presented by U.S. Bank. This reflects the excitement and opportunity a new NBA season brings not only to basketball enthusiasts, but also the communities in which we play. It means highlighting renewed spaces, energy and attitudes for learning and community development.



## NOVEMBER

Operation Minnesota Heroes month, presented by the Roger & Nancy McCabe Foundation and POPP Communications, serves to honor and recognize Minnesota troops and their families. The FastBreak Foundation works to ensure that those servicemen and women who dutifully serve their country have an opportunity to be recognized by the Timberwolves and their fans.

To honor members the military the FastBreak Foundation will host a new event in November, "Military Appreciation- Open Practice." Over 100 soldiers will attend a Timberwolves practice and get to participate in special elements.





#### DECEMBER

The Season of Giving month focuses on organizations and events that work to make the holidays a happier time for those in need. In addition to hands-on events that directly impact Minnesotans in need during this special time of year, the FastBreak Foundation also works to recognize those in the community who embody the spirit of the season through their work to assist others.

The Season of Giving is highlighted by the Timberwolves' annual "Holiday Shopping for Kids" event, where the entire team hosts 21 children up for adoption at Target for a surprise spending spree for the holiday season.



#### JANUARY

WolvesFit month presented by Mayo Sports Medicine features activities and organizations that focus on health and fitness for Minnesota youth. Being active and staying fit is vital for people of all ages, and the FastBreak Foundation encourages youth to get on the path to being fit at an early age.



#### FEBRUARY

WolvesCare month, presented by Just Born turns the FastBreak Foundation's attention to some of the Timberwolves smallest fans, but those with the biggest hearts: children suffering with terminal or long-term illnesses. Through events at Target Center and around the community, the Foundation works to support and encourage these courageous children and their families, as well as raise awareness for some of the illnesses that impact their lives.

Highlights of WolvesCare month include the "Mall of America Takeover" event, where players gather to treat 15 kids that are battling illnesses to a day of fun at the Mall of America.







### MARCH

Education and fostering a love of reading are an integral part of the FastBreak Foundation's efforts in the community, and March is the month when this endeavor takes center stage. During Read to Achieve month, the Timberwolves work hard to put books in the hands of Minnesota children and offer incentives to keep reading.

A highlight of the Foundation's Read to Achieve month is a staff-wide effort on the part of all Timberwolves employees to read to children during the month. With each staff member visiting elementary classrooms in local schools, the Timberwolves annually spend more than 100 hours in the classroom and reach over 3,000 students during the month.



### APRIL

Think Green month focuses on raising awareness for environmental causes and highlighting eco-friendly efforts in the community. Throughout the month of April, the Minnesota Timberwolves will also find ways to 'Think Green' and to help reduce waste in our environment. Events include honoring Heroes in the Making on-court at each April home game and hosting an eco-friendly student activities.





# TASTE

OF THE TIMBERWOLVES

Minnesota Timberwolves  
**FASTBREAK**  
FOUNDATION

Roger & Nancy  
**McCABE**  
FOUNDATION

Starkey  
FOUNDATION

Starkey  
FOUNDATION

**POPP**  
COMMUNICATIONS

Now in its 21st year, Taste of the Timberwolves is the signature fundraising gala of the Timberwolves FastBreak Foundation. Offering an elegant evening of food and fun, fans are invited to join Wolves players and coaches in sampling the cuisine from some of the Twin Cities finest restaurants and bidding on unique memorabilia and once-in-a-lifetime experiences, all while benefiting the FastBreak Foundation and its programming. Over the past 20 years, the Taste of the Timberwolves has raised more than \$4 million for the Foundation.





#### TIMBERWOLVES SUMMER CARAVAN

The FastBreak Foundation hits the road each summer, partnering with U.S. Bank to visit communities around the region spreading the excitement of Timberwolves basketball. Highlighting free youth basketball clinics, the Timberwolves Summer Caravan has made more than 100 stops throughout the Upper Midwest since the program began 25 years ago.



#### READ TO ACHIEVE STARTING 5

While the FastBreak Foundation spotlights reading as part of its monthly theme for March, the Timberwolves' commitment to helping young people develop a life-long love of reading never stops. For 4 weeks in the fall, the Foundation challenges elementary students to pledge to read at least 500 pages. All students who complete the program receive free tickets to a Timberwolves game, with the top readers being recognized in a special on-court ceremony.

Now in its 13th season, the Timberwolves Read to Achieve Starting 5 program has reached more than 500 schools around the state, with students logging more than 10 million pages in that time.



#### TICKETS FOR KIDS

Each season, the Timberwolves FastBreak Foundation works with players and donors to purchase tickets for children who might not otherwise have the opportunity to experience a Timberwolves game in person. Working with more than 300 organizations across the state that provide services for economically or socially disadvantaged children.





#### BOOK MOBILE

The FastBreak Foundation has created the Timberwolves and Lynx Book Mobile, a mobile library to spread the love of reading throughout Minnesota. The Book Mobile offers students an incentive to read by giving them a chance to pick out their very own book to keep, allowing them to read at school and at home. Students also will receive fun prizes and meet Timberwolves mascot Crunch!



#### FASTBREAK FOUNDATION GRANTS

Each month during the 2015-16 season the FastBreak Foundation will focus on a specific area of giving. The month will feature events and two \$5,000 grants to organizations that best fits the theme and fulfills the mission of the Foundation.



For more information on the FastBreak Foundation's programs, please visit [www.timberwolves.com/community](http://www.timberwolves.com/community)