



2020
2021



MEDIA GUIDE



FIRST HALF SCHEDULE

DECEMBER

SUN	MON	TUE	WED	THU	FRI	SAT
		1	2	3	4	5
6	7	8	9	10	11	12
13	14	15	16	17	18	19
20	21	22	HOU 7:00	24	25	26 FSO CHA 6:00
27	28 FSO UTA 7:00	29 FSO ORL 7:00	30	31 FSO NOP 7:00		

JANUARY

SUN	MON	TUE	WED	THU	FRI	SAT
					1	2 FSO ORL 6:00
3	4 FSO MIA 6:30	5	6 FSO NOP 7:00	7	8 FSO NYK 6:30	9
10 FSO BKN 5:00	11	12 FSO SAS 7:00	13 FSO LAL 7:00	14	15 FSO CHI 7:00	16
17 FSO PHI 6:00	18	19 FSO DEN 8:00	20	21	22 FSO LAC 9:00	23
24 FSO LAC 3:00	25 FSO POR 9:00	26	27 FSO PHX 8:00	28	29 FSO BKN 7:00	30
31						

FEBRUARY

SUN	MON	TUE	WED	THU	FRI	SAT
	1 FSO HOU 7:00	2	3 FSO HOU 7:00	4	5 FSO MIN 7:00	6 FSO MIN 7:00
7	8 FSO LAL 9:00	9	10 FSO LAL 9:00	11	12 FSO DEN 8:00	13
14 FSO MIL 6:00	15	16 FSO POR 7:00	17	18	19 FSO MIL 7:00	20
21 FSO CLE 5:00	22 FSO MIA 7:00	23	24 FSO SAS 7:00	25	26 FSO ATL 7:00	27 FSO DEN 7:00
28						

MARCH

SUN	MON	TUE	WED	THU	FRI	SAT
1	2	3 FSO DAL 7:30	4 FSO SAS 7:30	5	6	



*All Times Central



ALL HOME GAMES IN SPANISH ON WKY 930AM



okcthunder.com

2020-21 Oklahoma City Thunder Media Guide

The 2020-21 Oklahoma City Thunder media guide was written and edited by Matt Tumbleson, John Read, Laila Wani and Shelby Willingham. Special statistical assistance was provided by Elias Sports Bureau. All photos were provided by NBA Entertainment unless otherwise noted. This publication was printed at Southwestern Stationery and Bank Supply, Inc., Oklahoma City, OK. Special thanks to Daren Shepherd for his work on the production, design and layout of the media guide.

The information contained in this publication was compiled by the Oklahoma City Thunder and is provided as a courtesy to fans and the press and may be used only for personal or editorial purposes. Any commercial use of this information is prohibited without the prior written consent of the Oklahoma City Thunder. All NBA and team insignias depicted in this publication are the property of NBA Properties, Inc. and the respective teams of the NBA and may not be reproduced for commercial purposes without the prior written consent of NBA Properties, Inc. (c) Copyright 2019 Oklahoma City Thunder.

TABLE OF CONTENTS



GENERAL INFORMATION

General Information.....	4
THUNDER OWNERSHIP GROUP	
Clayton I. Bennett.....	7
Board of Directors.....	7

PLAYERS

Photo Roster.....	10
Roster.....	11
Trevor Ariza.....	12
Darius Bazley.....	18
Moses Brown.....	62
Hamidou Diallo.....	20
Luguentz Dort.....	23
Shai Gilgeous-Alexander.....	26
Josh Hall.....	64
George Hill.....	29
Al Horford.....	34
Frank Jackson.....	39
Justin Jackson.....	42
Ty Jerome.....	45
Théo Maledon.....	47
Darius Miller.....	48
Mike Muscala.....	51
Aleksej Pokuševski.....	55
Isaiah Roby.....	56
Kenrich Williams.....	58
How the Thunder was built.....	65

BASKETBALL OPERATIONS

Sam Presti.....	67
Mark Daigneault.....	68
David Akinyooye, Dave Bliss, Mike Wilks.....	69
Mike Miller, Zach Peterson, Kameron Woods.....	70
Rob Hennigan, Will Dawkins.....	71
Dr. Donnie Strack, Marc St. Yves.....	72
Matt Tumbleson, Amanda Green.....	73
Jesse Gould, Wynn Sullivan.....	74
Basketball Operations Staff.....	75
Oklahoma City Blue.....	76

GENERAL INFORMATION

NBA Cares.....	77
Thunder in the Community.....	78
Uniforms and Official Marks.....	79
Rumble the Bison.....	80
Chesapeake Energy Arena.....	82
Chesapeake Energy Arena Ticket Map.....	83

THUNDER STAFF

Danny Barth, Brian Byrnes.....	86
Christine Berney, Scott Loft.....	87
Dan Mahoney, Katy Semtner.....	88
Will Syring.....	89
Thunder Staff.....	91
Staff Directory.....	95

REGULAR SEASON REVIEW

Regular Season Statistics.....	100
Miscellaneous Statistics.....	101
Game-By-Game Results.....	102
Game-By-Game Statistics.....	104
Team Highs and Lows.....	105
Individual Highs.....	106
Individual and Team Highs.....	107
Game Leaders/Back-To-Back Sets.....	108
Injuries/Starting Lineups.....	110
Transactions.....	111

NBA REVIEW

Standings.....	113
League Leaders.....	114
Offense/Defense Statistics.....	115
Award Winners.....	117
NBA Playoffs.....	118
Playoff Structure/Attendance.....	119
All-NBA G League Teams.....	121

ALL-TIME RECORDS

Year-By-Year Record.....	126
Opening Night.....	127
All-Time Opening-Night Starting Lineups.....	128
High-Low Scoring Games/Win-Loss Streaks.....	129
Overtime Results.....	130
Thunder Draft Picks from 2007-Present.....	131
All-Time Career Leaders.....	132
Oklahoma City Team Records.....	134
Oklahoma City Individual Records.....	135
Oklahoma City Opponent Individual Records.....	137
Greatest Individual Performances.....	138
Opponent Greatest Individual Performances.....	139
All-Time + Points Performances.....	140
All-Time + Rebounds Performances.....	141
All-Time-Club.....	141
Award Winners.....	142
League Leaders/All-Stars.....	143
Year-By-Year Statistical Leaders.....	144
Year-By-Year Statistics.....	148
All-Time High Performances.....	149

ALL-TIME PLAYOFF RECORDS

Oklahoma City Era Team Playoff Records.....	158
Oklahoma City Era Individual Playoff Records.....	159
All-Time Individual Postseason Records.....	160
In The Playoffs, The Last Time.....	161

THUNDER OPPONENTS

Atlanta Hawks.....	159
Boston Celtics.....	160
Brooklyn Nets.....	161
Charlotte Hornets.....	162
Chicago Bulls.....	163
Cleveland Cavaliers.....	164
Dallas Mavericks.....	165
Denver Nuggets.....	166
Detroit Pistons.....	167
Golden State Warriors.....	168
Houston Rockets.....	169
Indiana Pacers.....	170
Los Angeles Clippers.....	171
Los Angeles Lakers.....	172
Memphis Grizzlies.....	173
Miami Heat.....	174
Milwaukee Bucks.....	175
Minnesota Timberwolves.....	176
New Orleans Pelicans.....	177
New York Knicks.....	178
Orlando Magic.....	179
Philadelphia 76ers.....	180
Phoenix Suns.....	181
Portland Trail Blazers.....	182
Sacramento Kings.....	183
San Antonio Spurs.....	184
Toronto Raptors.....	185
Utah Jazz.....	186
Washington Wizards.....	187

MEDIA INFORMATION

Chris Fisher, Michael Cage, Nick Gallo.....	189
Paris Lawson, Matt Pinto, Eleno Ornelas.....	190
Basketball Communications.....	191
Media Information.....	192
Media Regularly Covering the Thunder.....	193
Thunder ION Powered by OU Medicine.....	194



GENERAL INFORMATION

Corporate Office Address	Oklahoma City Thunder 208 Thunder Drive Oklahoma City, OK 73102 405-208-4800
Thunder ION Powered by OU Health	9600 N. Oklahoma Ave. Oklahoma City, OK 73114 405-208-4800
Home Court	Chesapeake Energy Arena (18,203)
Team Colors	Thunder Blue, Sunset, Yellow and Dark Blue
Television	Fox Sports Oklahoma
Radio	WWLS, 640 AM, 98.1 FM
TV Play-By-Play Announcer	Chris Fisher
Broadcast Analyst	Michael Cage
Broadcast Reporter and Digital Editor	Nick Gallo
Broadcast and Digital Reporter	Paris Lawson
Radio Play-By-Play Announcer	Matt Pinto
Website	okcthunder.com

2020-21 NATIONAL BASKETBALL ASSOCIATION KEY DATES

2020

Dec. 1-5	Individual player workouts
Dec. 1-5	Media "Week"
Dec. 6	Group player workouts begin
Dec. 11-19	Preseason games
Dec. 21	Rosters set for NBA Opening Day (5 p.m. ET)
Dec. 22, 2020 – Mar. 4, 2021	First Half of Regular Season

2021

Feb. 23	10-Day contracts may now be signed
Feb. 27	Standard NBA contracts guaranteed for the remainder of season
Mar. 5-10	NBA All-Star break
Mar. 11 – May 16	Second Half of regular season
Mar. 25	NBA Trading Deadline
May 13-15	Class of 2020 Hall of Fame Enshrinement
May 18-21	Play-In Tournament
May 22 – July 22	2021 NBA Playoffs

NBA ALIGNMENT

WESTERN CONFERENCE

NORTHWEST DIVISION

Denver Nuggets
Minnesota Timberwolves
Oklahoma City Thunder
Portland Trail Blazers
Utah Jazz

PACIFIC DIVISION

Golden State Warriors
Los Angeles Clippers
Los Angeles Lakers
Phoenix Suns
Sacramento Kings

SOUTHWEST DIVISION

Dallas Mavericks
Houston Rockets
Memphis Grizzlies
New Orleans Pelicans
San Antonio Spurs

EASTERN CONFERENCE

CENTRAL DIVISION

Chicago Bulls
Cleveland Cavaliers
Detroit Pistons
Indiana Pacers
Milwaukee Bucks

SOUTHEAST DIVISION

Atlanta Hawks
Charlotte Hornets
Miami Heat
Orlando Magic
Washington Wizards

ATLANTIC DIVISION

Boston Celtics
New Jersey Nets
New York Knicks
Philadelphia 76ers
Toronto Raptors



THUNDER OWNERSHIP GROUP
THE PROFESSIONAL BASKETBALL CLUB, LLC

PROFESSIONAL BASKETBALL CLUB, LLC



CLAYTON I. BENNETT
Chairman, Oklahoman City Thunder
Chairman, Dorchester Capital

BOARD OF DIRECTORS



GEORGE B. KAISER
President, GBK Corporation
Chairman, BOK Financial



G. JEFFREY RECORDS, JR.
Chairman and CEO,
MidFirst Bank



WILLIAM M. CAMERON
Chairman and CEO,
American Fidelity Assurance Company



ROBERT E. HOWARD II
Chairman,
Howard Investments



JAY SCARAMUCCI
President,
Balon Corporation



EVERETT R. DOBSON
Managing Partner,
Dobson Partnerships



PLAYERS


**TREVOR
ARIZA**
**DARIUS
BAZLEY**
**MOSES
BROWN**
**HAMIDOU
DIALLO**
**LUGUENTZ
DORT**

**SHAI
GILGEOUS-
ALEXANDER**
**JOSH
HALL**
**GEORGE
HILL**
**AL
HORFORD**
**FRANK
JACKSON**

**JUSTIN
JACKSON**
**TY
JEROME**
**THÉO
MALEDON**
**DARIUS
MILLER**
**MIKE
MUSCALA**

**ALEKSEJ
POKUSEVSKI**
**ISAIAH
ROBY**
**KENRICH
WILLIAMS**


NO	PLAYER	POS	HT	WT	BIRTHDATE	FROM	YEARS PRO
8	Trevor Ariza	F	6-8	215	6/30/85	UCLA/UA	17
7	Darius Bazley	F	6-8	208	6/12/00	PRINCETON HS/USA	2
9	Moses Brown**	C	7-1	245	10/13/99	UCLA/USA	2
6	Hamidou Diallo	G	6-5	202	7/31/98	KENTUCKY/USA	3
5	Luguentz Dort	G	6-4	215	4/19/99	ARIZONA STATE/CANADA	2
2	Shai Gilgeous-Alexander	G	6-6	181	7/12/98	KENTUCKY/CANADA	3
15	Josh Hall**	F	6-8	200	10/8/00	MORAVIAN PREP/USA	R
5	George Hill	G	6-3	187	5/4/86	IUPUI/USA	13
42	Al Horford	C	6-9	240	6/3/86	FLORIDA/DOMINICAN REP.	14
13	Frank Jackson	G	6-3	205	5/4/98	DUKE/USA	3
44	Justin Jackson	F	6-7	220	3/28/95	NORTH CAROLINA/USA	4
16	Ty Jerome	G	6-5	195	7-8-97	VIRGINIA/USA	2
11	Théo Maledon	G	6-5	180	6/12/01	ASVEL/France	R
12	Darius Miller	F	6-8	225	3/21/90	KENTUCKY/USA	6
33	Mike Muscala	F/C	6-11	240	7/1/91	BUCKNELL/USA	8
17	Aleksej Pokuševski	F	7-0	195	12/26/01	OLYMPIACOS/SERBIA	R
22	Isaiah Roby	F	6-8	230	2/3/98	NEBRASKA/USA	2
34	Kenrich Williams	G/F	6-7	210	12/2/94	TCU/USA	3

**Signed to a Two-Way Contract

HEAD COACH

Mark Daigneault (UConn)

ASSISTANT COACHES

Dave Bliss (Georgia)

Mike Wilks (Rice)

David Akinyooye (Adelphi)

Mike Miller (East Texas State)

PLAYER DEVELOPMENT COACHES

Zach Peterson (Michigan State)

Kameron Woods (Butler)

VP OF HUMAN AND PLAYER PERFORMANCE

Dr. Donnie Strack (Indianapolis)



8

TREVOR ARIZA

POSITION: Forward HEIGHT: 6-8 WEIGHT: 215

NBA Years
17th NBA SeasonPrior to NBA
UCLABirthdate
6/30/85Birthplace
Miami, Fla.

Acquired
From Detroit along with Justin Jackson, a 2023 second-round draft pick (best from either Dallas or Miami) and a 2026 second-round draft pick from Dallas in a three-team trade in exchange for sending James Johnson to Dallas on 11/27/20.



CAREER AVERAGES

Appeared in 1,064 career games (731 starts) with New York, Orlando, L.A. Lakers, Houston, New Orleans, Washington, Phoenix, Sacramento and Portland, registering averages of 10.5 points, 4.8 rebounds, 2.2 assists and 1.49 steals in 29.7 minutes per contest.

2019-20 AVERAGES

Appeared in 53 games (21 starts) with Sacramento and Portland, averaging 8.0 points, 4.6 rebounds, 1.7 assists and 1.30 steals in 28.2 minutes, shooting 43.8 percent from the field and 37.2 percent from long range.

2019-20 NOTES

Scored in double figures 19 times. Had four games with 20-plus points. Appeared in 21 games (all starts) with the Trail Blazers, averaged 11.0 points, 4.8 rebounds, 2.0 assists and 1.62 steals in 33.4 minutes, shooting 49.2 percent from the floor, 40.0 percent from three and 87.2 percent from the line. Led Portland in steals nine times and blocks twice. Scored 21 points (7-11 FG, 4-6 3FG, 3-4 FT) to go with seven rebounds, two assists and two steals in his Trail Blazers debut on 1/23. Scored a season-high 22 points (7-12 FG, 5-8 3FG, 3-4 FT) to go with six rebounds, one steal and one block against Phoenix on 3/10. It was the third time in four games that he scored at least 15 points. With Sacramento, appeared in 32 games and averaged 6.0 points (.388 FG, .352 3FG, .778 FT), 4.6 rebounds, 1.6 assists and 1.1 steals in 24.7 minutes. Collected 10+ rebounds in one game. Scored 14 points going 5-for-7 from the field, including 4-of-6 from three-point range to go with two rebounds and two steals in a win at Atlanta (11/8). Recorded 11 points and six rebounds to go with two blocks at Portland on 12/4. Totaled eight points, five rebounds, seven assists and two steals in a win at Houston on 12/9. Went 5-of-11 from the field for 13 points to go with eight rebounds and two steals at Memphis (12/21). Totaled a season-high 18 points as he added six boards, three assists and two steals in a win vs. Golden State (1/6). Totaled 11 points and nine rebounds as he made two 3s to become the 35th player in league history with 1,500 career three-pointers vs. Milwaukee (1/10). Has missed one game due to a right groin soreness and six games due to personal reasons.

NBA CAREER

2018-19: With Phoenix and Washington, averaged 12.5 points (.399 FG, .334 3FG, .793 FT), 5.4 rebounds, 3.7

assists, 1.3 steals and 34.0 minutes in 69 games (all starts). Traded from the Phoenix Suns to the Washington Wizards on Dec. 17, 2018 in exchange for Kelly Oubre Jr. and Austin Rivers. Averaged 9.9 points (.379 FG, .360 3FG, .837 FT), 5.6 rebounds, 3.3 assists, 1.5 steals and 34.0 minutes in 26 games (all starts) with the Suns. Led Phoenix in rebounding in three games and in assists in five games. Averaged 14.1 points (.409 FG, .322 3FG, .777 FT), 5.3 rebounds, 3.8 assists, 1.2 steals and 34.1 minutes in 43 games (43 starts) with the Wizards. Led Washington in scoring in three games, in rebounding in four games and in assists in four games. Scored in double figures in 45 games, including 13 games with 20-plus points. Collected 10 or more rebounds in four games. Recorded five double-doubles. Scored 14 points vs. San Antonio (10/31/18) as he reached 10,000 points for his career. Posted 10 points, seven rebounds, five assists and three steals at Philadelphia (11/19/18) as he eclipsed 2,000 assists for his NBA career. Totaled 19 points, eight rebounds, four assists and a career-high tying six steals at Atlanta (12/18/18). Notched 24 points as he went 8-for-16 from the field while adding nine assists and seven rebounds vs. Charlotte (12/19/18). Totaled 23 points on 8-of-16 shooting from the field to go with 10 assists and nine rebounds for a near triple-double vs. Toronto (1/13/19). Collected 12 rebounds, all on the defensive glass, tying a career-high in defensive boards to go with 20 points in a win vs. Detroit (1/21/19). Tallied 14 point, three rebounds and three steals in a win vs. Cleveland (2/8/19) as he surpassed 1,500 career steals. Scored a season-high tying 27 points as he went 8-for-13 from the field and 7-of-11 from beyond the arc at Minnesota (3/9/19). Missed 13 games. Inactive for two games due to personal reasons (11/14/18, 11/17/18). Did not play in one game due to coach's decision (12/11/18). Inactive in one game due to coach's decision (12/15/18). Did not dress in two games due to a left groin strain

(3/21/19, 4/9/19). Inactive in six games due to a left groin strain (3/23/19, 3/29-4/7/19). Did not play due to a left groin strain (3/27/19). **2017-18:** With Houston, averaged 11.7 points (.412 FG, .368 3FG, .854 FT), 4.4 rebounds, 1.6 assists, 1.5 steals and 33.9 minutes in 67 games (67 starts). Ranked first in steal-to-turnover ratio (1.88) in the NBA. Scored in double figures in 42 games, including seven games with 20-plus points. Grabbed 10 or more rebounds in one game. Notched one double-double. Posted a double-double with 18 points, 11 rebounds, three assists and four steals vs. Los Angeles (12/20/17). Shot 9-of-15 from the field as he made six of his 10 three-point field goal attempts for 26 points in a win vs. Los Angeles (12/31/17). Tallied 21 points going 6-of-12 from the field to go with six boards and four steals in a win vs. Chicago (3/27/18). Missed 15 games. Inactive in one game due to a left midfoot sprain (10/25/17). Did not dress in one game due to a left midfoot sprain (10/27/17). Not with team for two games due to league suspension (1/18/18, 1/20/18). Inactive in three games due to a left hamstring strain (1/30-3/3/18). Did not dress in two games due to a left hamstring strain (2/6/18, 2/13/18).

REGULAR SEASON CAREER HIGH

MIN	57	vs. MIN	1/13/10
FGM	14	at PHI	3/1/14
FGA	23 (2x)	at PHI	3/1/14
3PM	10	at HOU	2/12/14
3PA	14 (4x)	at DAL	1/24/18
FTM	10	vs. HOU	2/25/07
FTA	12 (2x)	vs. HOU	2/25/07
OR	8	vs. PHX	1/25/05
DR	12 (3x)	vs. DET	1/21/19
TR	15	at ATL	11/21/12
AST	11	at MIL	2/29/16
STL	6 (8x)	at LAL	1/31/20
TO	7	at NOP	1/2/10
BLK	4	vs. MEM	3/17/10
PTS	40	at PHI	3/1/14

NBA REGULAR SEASON STATISTICS

Year	Team	G	GS	MIN	FGM-A	3PM-A	FTM-A	OFF	DEF	REB	AST	STL	BLK	TO	PTS	RPG	APG	PPG
04-05	NYK	80	12	1382	172-389	3-13	121-174	89	153	242	85	70	18	73	468	3.0	1.1	5.9
05-06	NYK/ORL	57	10	999	93-226	1-5	77-127	78	140	218	61	57	11	62	264	3.8	1.1	4.6
06-07	ORL	57	7	1277	200-371	0-7	106-171	98	151	249	65	59	19	84	506	4.4	1.1	8.9
07-08	LAL/ORL	35	3	547	69-136	5-18	49-75	30	78	108	44	31	11	23	192	3.1	1.3	5.5
08-09	LAL	82	20	1998	274-596	61-191	120-169	111	241	352	145	137	24	87	729	4.3	1.8	8.9
09-10	HOU	72	71	2629	394-999	136-407	148-228	78	325	403	276	126	40	161	1072	5.6	3.8	14.9
10-11	NOP	75	75	2600	303-762	82-271	138-197	61	347	408	162	120	31	118	826	5.4	2.2	11.0
11-12	NOP	41	41	1350	168-403	29-67	79-102	41	174	215	135	69	25	76	444	5.2	3.2	10.8
12-13	WAS	69	16	1471	188-451	76-209	78-95	44	222	286	113	72	20	84	530	4.8	2.0	9.5
13-14	WAS	77	77	2723	389-853	180-442	149-193	99	376	475	191	126	20	132	1107	6.2	2.5	14.4
14-15	HOU	82	82	2930	366-910	194-555	122-143	77	382	459	209	152	17	141	1048	5.6	2.6	12.8
15-16	HOU	81	81	2859	357-859	185-499	126-161	67	299	366	188	160	26	113	1025	4.5	2.3	12.7
16-17	HOU	80	80	2773	326-798	191-555	93-126	54	404	458	175	147	20	73	936	5.7	2.2	11.7
17-18	HOU	67	67	2269	268-651	170-462	76-89	33	261	294	105	98	13	52	782	4.4	1.6	11.7
18-19	WAS/PHX	69	69	2349	294-736	145-434	130-164	50	321	371	252	91	21	106	863	5.4	3.7	12.5
19-20	SAC/POR	53	21	1492	142-324	77-207	62-74	34	212	246	91	69	15	56	423	4.6	1.7	8.0
Career	--	1064	731	31648	4003-9464	1535-4362	1674-2288	1044	4086	5130	2297	1584	331	1441	11215	4.8	2.2	10.5

NBA PLAYOFF STATISTICS

Year	Team	G	GS	MIN	FGM-A	3PM-A	FTM-A	OFF	DEF	REB	AST	STL	BLK	TO	PTS	RPG	APG	PPG
2007	ORL	4	0	47	5-16	0-0	1-4	5	4	9	5	1	0	4	11	2.3	1.3	2.8
2008	LAL	8	0	45	7-12	1-4	2-4	2	3	8	11	1	1	1	17	1.4	0.1	2.1
2009	LAL	23	23	722	92-185	40-84	36-64	22	75	97	54	36	10	38	260	4.2	2.4	11.3
2011	NOP	6	6	241	35-85	7-21	16-22	7	32	39	20	8	3	7	93	6.5	3.3	15.6
2014	WAS	11	11	407	52-108	25-56	21-27	21	77	98	19	17	4	14	150	8.9	1.7	13.6
2015	HOU	17	17	655	75-176	36-96	38-42	18	91	109	44	30	2	23	224	6.4	2.6	13.2
2016	HOU	5	5	181	13-51	4-28	3-4	7	14	21	4	13	1	12	33	4.2	0.8	6.6
2017	HOU	11	11	413	41-97	23-61	13-14	8	48	56	23	14	2	9	118	5.1	2.1	10.7
2018	HOU	17	17	582	50-139	26-91	23-31	9	56	65	22	19	2	10	149	3.8	1.3	8.8
Career	--	102	90	3293	370-869	162-441	153-212	100	405	505	192	139	25	118	1055	5.0	1.9	10.3

Did not play in one game due to a sore left leg (2/7/18). Did not play in three games due to a left hamstring strain (2/9/18, 2/11/18, 2/14/18). Did not play in one game due to rest (4/3/18). Inactive in one game due to a sore left leg (4/11/18). **2016-17:** With Houston, averaged 11.7 points (.409 FG, .344 3FG, .738 FT), 5.7 rebounds, 2.2 assists, 1.8 steals and 34.7 minutes in 80 games (all starts). Ranked 14th in three-pointers made (191), third in steals (147), sixth in steals per game (1.84) and second in steal-to-turnover ratio (2.01). Scored in double figures in 51 games, including six contests with 20 or more points. Grabbed 10-plus boards in five games. Recorded five or more steals in four outings. Tallied three double-doubles. Shot 8-of-12 from the field, including five makes from beyond the arc in a win at Dallas (10/28/16). Posted a double-double with 18 points, 10 rebounds, three assists and two steals in a win at Sacramento (11/25/16). Scored 24 points as he went 9-for-11 from the floor and made a season-high tying six three-point field goals on eight attempts to go with six rebounds, six assists and three steals in a win vs. Oklahoma City (3/26/17). Missed two games. Not with team for one game due to personal reasons (4/2/17). Inactive in one game due to rest (4/9/17). **2015-16:** With Houston, averaged 12.7 points (.416 FG, .371 3FG, .783 FT), 4.5 rebounds, 2.3 assists, 2.0 steals and 35.3 minutes in 81 games (all starts). Ranked fourth in steals (160), sixth in steals per game (1.98), 12th in three-point makes (185) and fourth in minutes played (2,859) in the NBA. Scored 10+ points in 53 contests, including seven games with 20 or more points and one game with 30-plus points. Grabbed 10 or more rebounds in one game. Dished out 10-plus assists in one game. Collected one double-double. Went 11-for-16 from the field as he shot 8-of-12 from three-point range for a season-high 31 points to go with five rebounds, three assists and three steals in a win at New Orleans (1/25/16). Posted 25 points, six rebounds, five steals and three assists in a win at Phoenix (2/19/16). Recorded a double-double with 20 points and a career-high 11 assists to go with eight boards and two steals at Milwaukee (2/29/16). Missed one game. Did not dress in one game due to a bruised lower back. **2014-15:** With Houston, averaged 12.8 points (.402 FG, .350 3FG, .853 FT), 5.6 rebounds, 2.5 assists, 1.9 steals and 35.7 minutes in all 82 games (all starts). Ranked seventh in three-point field goals (194), fourth in steals (152), tied for seventh in steals per game and third in minutes played (2,930) in the NBA. Scored in double figures in 58 games, including seven contests with 20 or more points. Grabbed 10-plus boards in five games. Notched five or more steals in three outings. Posted three double-doubles. Recorded 24 points, six rebounds, seven assists and two steals in a win at Philadelphia (11/3/14). Scored 24 points as he went 9-for-21 from the field and 6-of-10 from beyond the arc to go with six boards, three assists and three steals in a win vs.

Milwaukee (2/6/15). Totaled 15 points, 12 rebounds, five assists and two steals for a double-double vs. Phoenix (3/21/15). **2013-14:** With Washington, averaged 14.4 points (.456 FG, .407 3FG, .772 FT), 6.2 rebounds, 2.5 assists, 1.6 steals and 35.4 minutes in 77 games (all starts). Set new single season career-highs in rebounds per game and three-point shooting percentage. Ranked 14th in three-pointers made (180), 13th in steals (126), 13th in steals per game (1.6) and 16th in three-point field goal percentage (.407) in the NBA. Scored in double figures in 58 games, including 18 games with 20+ points, one game with 30 or more points and one game with 40-plus points. Grabbed 10-plus boards in five games. Notched five or more steals in three outings. Posted three double-doubles. Collected 10 rebounds to go with 28 points and three assists at Detroit (10/13/13). Tied his career-high with six steals while adding 15 points, 11 rebounds and four assists in a win at Detroit (12/30/13). Notched 23 points, 14 rebounds, five steals and two assists vs. Houston (1/11/14). Set the Wizards franchise record with 10 three-point field goals made as he went 7-for-7 from long distance in the third quarter and made eight consecutive shots from three-point range, totaling 32 points, 11 rebounds, three assists, three steals and one block at Houston (2/12/14) as he was just the second player in NBA history with 10 three-pointers and 10 rebounds; Donyell Marshall (3/13/05, Philadelphia vs. Toronto) and James Harden (1/3/19, Houston vs. Golden State) are the other two players. Scored a career-best 40 points as he set career-highs with 14 field goals on 23 attempts to go with three assists and four steals in a win at Philadelphia (3/1/14). Missed five games. Did not play in four games due to a strained right hamstring (11/16/13, 11/20-11/23/13). Did not dress in one game due to a strained right hamstring (11/19/13). **2012-13:** With Washington, averaged 9.5 points (.417 FG, .364 3FG, .821 FT), 4.8 rebounds, 2.0 assists, 1.3 steals and 26.3 minutes in 56 games (15 starts). As a starter, averaged 8.5 points (.366 FG, .268 3FG, .833 FT), 4.5 rebounds, 2.4 assists, 1.8 steals and 25.0 minutes in 15 games. As a reserve, averaged 9.8 points (.438 FG, .387 3FG, .817 FT), 4.9 rebounds, 1.9 assists, 1.1 steals and 26.7 minutes in 41 games. Scored in double figures in 24 games, including four contests with 20 or more points. Grabbed 10-plus boards in two games, including one game with 15 rebounds. Posted two double-doubles. Scored 12 points while adding a career-high 15 rebounds at Atlanta (11/21/12). Notched 16 points, seven rebounds and six assists at Minnesota (3/6/13). Recorded 26 points and 10 rebounds as he went 7-for-11 from the field, adding five three-pointers and going 7-of-8 from the charity stripe vs. Charlotte (3/9/13). Made nine field goals on 15 attempts, including seven three-pointers for 25 points in a win at Los Angeles (3/22/13). Missed 26 games. Not with team in three games due to (12/7/12, 12/11/12, 12/12/12) with a left calf strain. Did not dress in 11 games due to a left

calf strain (12/8/12, 12/14/12, 12/18/12, 12/21/19-1/4/13). Did not play in three games due to a left calf strain (12/15/12, 12/19/12, 1/6/13). Did not play in three games due to a sore left knee (3/16/13, 4/9/13, 4/15/13). Not with team for one game due to the flu (3/23/13). Did not dress in two games due to the flu (3/25/13, 3/27/13). **2011-12:** With New Orleans, averaged 10.8 points (.417 FG, .333 3FG, .775 FT), 5.2 rebounds, 3.3 assists, 1.7 steals and 32.9 minutes in 41 games (41 starts). Scored in double figures in 20 games, including five games with 20 or more points. Grabbed 10-plus boards in two games, including one game with 15 rebounds. Posted two double-doubles. Scored 26 points and added seven rebounds, four assists and three steals at Detroit (2/4/12). Shot 9-for-18 from the field for 23 points while tallying nine rebounds, five assists and two steals vs. Portland (2/10/12). Recorded 25 points, eight rebounds, four assists, three steals and one block in a win vs. New York (2/17/12). Missed 25 games. Missed eight games with a groin strain, five with a sore right ankle and two due to illness. **2010-11:** With New Orleans, averaged 11.0 points (.398 FG, .701 FT), 5.4 rebounds, 2.2 assists, 1.6 steals and 34.7 minutes in 75 games (all starts). Ranked 14th in steals (120) and ninth in steals per game in the NBA. Scored in double figures in 47 games, including three games with 20 or more points. Grabbed 10-plus boards in four games. Posted three double-doubles. Notched 21 points, nine rebounds, three steals and two assists vs. New York (12/3/10). Totaled 22 points on 10-of-16 shooting to go with six rebounds and five steals in a win at Washington (1/1/11). Recorded 15 points and 10 rebounds vs. Golden State (1/5/11). Posted 21 points, eight rebounds, four assists and three steals in a win vs. Phoenix (4/8/11). Missed seven games. Missed eight games with a groin strain, five with a sore right ankle and two due to illness. **2009-10:** With Houston, averaged 14.9 points (.394 FG, .334 3FG), 5.6 rebounds, 3.8 assists, 1.8 steals and 36.5 minutes in 72 games (71 starts). As a starter, averaged 14.9 points (.396 FG, .333 3FG), 5.6 rebounds, 3.9 assists, 1.7 steals and 36.6 minutes in 71 games. As a reserve, recorded 13 points (4-13 FG, 3-7 3FG, 2-2 FT), three rebounds, two assists and two steals in 28 minutes in one game. Ranked 19th in three-pointers made, ninth in steals (126), and sixth in steals per game (1.8) in the NBA. Scored in double figures in 57 games, including 12 contests with 20 or more points and two games with 30+ plus points. Grabbed 10-plus boards in six games. Notched five or more steals in one outing. Posted six double-doubles, including his only career triple-double. Totaled 33 points as he went 11-for-17 from the field and 5-of-8 from three-point range in a win vs. Portland (10/31/09). Posted 28 points, six rebounds, five assists and five steals at Sacramento (11/13/09). Hit 11 of his 20 field goal attempts, including five three-point field goals while adding eight rebounds, six assists and two steals in a win vs. Oklahoma City (12/19/09). Set a new career-

best with four blocks while adding seven points and three rebounds in a win vs. Memphis (3/17/10). Scored 26 points to go with 10 rebounds, 10 assists and two blocks vs. New Orleans (4/14/10) marking his first career triple-double. Missed 10 games. Not with team for one game due to league suspension (12/15/09). Not with team for one game due to a left hip pointer (2/9/10). Inactive in seven games with a severe left hip pointer (2/24-3/7/10). Did not dress in one game due to flu-like symptoms. **2008-09:** With L.A. Lakers, averaged 8.9 points (.460 FG, .710 FT), 4.3 rebounds, 1.8 assists, 1.7 steals and 24.4 minutes in 82 games (20 starts). As a starter, averaged 10.1 points (.479 FG, .806 FT), 4.4 rebounds, 1.5 assists, 1.9 steals and 27.9 minutes in 20 games. As a reserve, averaged 8.5 points (.452 FG, .684 FT), 4.3 rebounds, 1.9 assists, 1.6 steals and 23.2 minutes in 62 games. Ranked seventh in steals (137), ninth in steals per game and 11th in defensive rating (102.2) in the NBA. Scored in double figures in 40 games, including one game with 20 or more points. Grabbed 10-plus boards in one contest. Notched five or more steals two times. Posted one double-double. Collected his only double-double with 11 points, 11 rebounds, five assists and three steals in a win vs. Sacramento (11/23/09). Notched 12 points going 5-of-8 from the floor and posting nine rebounds, five steals and two assists in a win vs. Utah (1/2/09). Had a season-high 26 points on 9-of-13 shooting while adding three boards, three steals and two assists in a win vs. Dallas (3/15/09). Went 6-of-7 from the field and made two of his three attempts from beyond the arc for 14 points while recording five rebounds, three assists one steal and one block in a win at Houston (1/13/09). **2007-08:** With Orlando and L.A. Lakers, averaged 5.5 points (.507 FG), 3.1 rebounds, 1.3 assists, 0.9 steals and 15.6 minutes in 35 games (three starts). As a starter, averaged 11.3 points (.600 FG), 5.0 rebounds, 3.3 assists, 1.7 steals and 31.3 minutes in three games. As a reserve, averaged 4.9 points (.486 FG, 5-15 3FG, .703 FT), 2.9 rebounds, 1.1 assists, 0.8 steals and 14.1 minutes in 32 games. Traded from the Orlando Magic to the Los Angeles Lakers on Nov. 20, 2007 in exchange for Brian Cook and Maurice Evans. Averaged 3.3 points (.452 FG, 8-15 FT), 2.2 rebounds and 10.5 minutes in 11 games with the Magic. Averaged 6.5 points (.524 FG), 3.5 rebounds, 1.5 assists, 1.1 steals and 18.0 minutes in 24 games (three starts) with the Lakers. As a reserve for Los Angeles, averaged 5.8 points (.500 FG, 5-12 3FG, .755 FT), 3.3 rebounds, 1.2 assists, 1.0 steals and 16.0 minutes in 21 games. Scored in double figures in eight games. Grabbed 10-plus boards in one contest. Posted one double-double. Missed 50 games. Inactive in 31 games due to a fractured right foot (1/21-2/24/08, 3/21-3/24/08, 3/28-4/15/08). Did not dress in eight games due to a fractured right foot (2/26/08, 2/28/08, 3/2/08, 3/7-3/11/08, 3/16/08, 3/26/08). Not with team in four games due to a fractured right foot (2/29/08, 3/4/08, 3/14/08,

3/18/08). Did not play in one game due to a fractured right foot (3/20/08). Top Single-Game Performances: Scored 11 points to go with three rebound and two assists vs. Phoenix (11/10/07). Posted 11 points and 11 rebounds in a win vs. Seattle (11/13/07). Recorded a season-high 15 points as he went 5-for-5 from the field and 5-of-6 from the free throw line while adding five rebounds, four assists and four steals in a win at Minnesota (12/4/07). Went 7-for-10 from the line and totaled 11 points, four boards, two assists, one steal and one block in a win vs. Golden State (12/9/07). Tallied 14 points and seven boards going 7-for-12 from the floor in a win vs. Phoenix (12/25/07). **2006-07:** With Orlando, averaged 8.9 points (.539 FG), 4.4 rebounds, 1.1 assists, 1.0 steals and 22.4 minutes in 57 games (seven starts). As a starter, averaged 10.4 points (.534 FG), 4.6 rebounds, 2.0 assists, 1.7 steals and 29.0 minutes in seven games. As a reserve, averaged 8.7 points (.540 FG), 4.3 rebounds, 1.0 assists, 0.9 steals and 21.5 minutes in 50 games. Scored in double figures in 24 games, including two games with 20 points or more. Grabbed 10-plus boards in one contest. Collected one double-double. Scored 23 points on 9-of-15 shooting and tallied six rebounds, four assists and two steals vs. Golden State (12/22/06). Recorded his lone double-double of the season with 16 points, 10 boards, three assists, two steals and one block in a win vs. Miami (12/30/06). Knocked down a career-high 10 free throws on a career-high tying 12 free throw attempts for 14 points in addition to five rebounds and two assists vs. Houston (2/25/07). Went 8-of-14 from the field as he posted 18 points, six rebounds and two blocks vs. Minnesota (4/1/07). Missed 25 games. Inactive in five games due to a sore right foot (11/1-11/8/06). Inactive in 19 games due to sprained MCL in his right knee (1/12-2/21/07). **2005-06:** With New York and Orlando, averaged 4.6 points (.412 FG), 3.8 rebounds, 1.1 assists, 1.0 steals and 17.5 minutes in 57 games (10 starts). As a starter, averaged 5.6 points (.488 FG), 4.5 rebounds, 2.1 assists, 1.8 steals and 24.9 minutes in 10 games. As a reserve, averaged 4.4 points (.395 FG, .629 FT), 3.7 rebounds 0.9 assists and 16.0 minutes in 47 games. Traded from the New York Knicks to the Orlando Magic along with Anfernee "Penny" Hardaway in exchange for Steve Francis. Averaged 4.6 points (.418 FG), 3.8 rebounds, 1.3 assists, 1.2 steals and 19.7 minutes in 36 games (10 starts) with the Knicks. As a starter for New York, averaged 5.6 points (.488 FG), 4.5 rebounds, 2.1 assists, 1.8 steals and 24.9 minutes in 10 games. As a reserve for New York, averaged 4.2 points (.390 FG), 3.5 rebounds, 1.0 assists, 1.0 steals and 17.7 minutes in 26 games. Averaged 4.7 points (.400 FG, .700 FT), 3.9 rebounds, 0.8 steals and 13.8 minutes in 21 games with the Magic. Scored in double figures in seven games. Grabbed 10-plus boards in three outings. Posted two double-doubles. Missed 25 games. Recorded season-highs with 13 points and six assists as he went 6-of-10

from the field in a win at Sacramento (11/13/05). Finished with 11 points and 11 rebounds as he made seven free throws on eight attempts in a win vs. Philadelphia (3/24/06). Notched a double-double with 13 points and 12 boards while adding two assists and two steals at Indiana (4/19/06). Inactive in 12 games (1/13/06, 1/25-1/28/06, 2/5-2/12), including two games due to back spasms (1/30/06, 1/31/06). Did not play in 12 games (12/2/05, 1/2/06, 1/10/06, 2/15/06, 2/24/06, 2/26/06, 3/1/06, 3/3/06, 3/6-3/15/06). **2004-05:** With New York, averaged 5.9 points (.442 FG, .695 3FG), 3.0 rebounds, 1.1 assists, 0.9 steals and 17.3 minutes in 80 games (12 starts). As a starter, averaged 10.2 points (.475 FG), 4.1 rebounds, 1.8 assists, 1.1 steals and 26.3 minutes in 12 games. As a reserve, averaged 5.1 points (.431 FG), 2.8 rebounds, 0.9 assists and 15.7 minutes in 68 games. Among rookies, ranked tied for sixth in steals per game and eighth in steals (70). Scored in double figures 18 games, including one game with 20+ points. Grabbed 10-plus boards in two contests. Recorded one double-double. Tallied 14 points, three rebounds and three steals in a win vs. Philadelphia (11/9/04). Totaled 18 points, nine rebounds, two assists, one steal and one block at Chicago (1/15/05). Posted his first career double-double as he went 9-for-20 from the field for 21 points in addition to 11 rebounds and two steals, including a career-best eight offensive boards vs. Phoenix (1/25/05). Notched 14 points going 5-for-8 from the field and 4-of-4 from the charity stripe to go along with six rebounds, three steals, one assist and one block in a win vs. Boston (3/23/05). Missed two games. Did not play in two games (12/15/04, 4/12/05).

CAREER POSTSEASON

Appeared in 102 career playoff games (90 starts) with Orlando, L.A. Lakers, New Orleans, Washington and Houston, averaging 10.3 points on 42.6 percent shooting from the field, 36.7 percent shooting from beyond the arc and 72.2 percent shooting from the free throw line, 5.0 rebounds, 1.9 assists, 1.4 steals and 32.3 minutes. **2018:** With Houston, averaged 8.8 points (.360 FG, .286 3FG, .742 FT), 3.8 rebounds, 1.3 assists, 1.1 steals and 34.2 minutes in 17 games (all starts). Scored in double digits in seven games. Notched 16 points, four rebounds and three assists as he added four three-pointers in a win vs. Minnesota (4/25/18). Posted 19 points as he went 7-for-9 from the field to go with four boards, six assists and two steals in a win vs. Golden State (5/16/18). **2017:** With Houston, averaged 10.7 points (.423 FG, .377 3FG, .929 FT), 5.1 rebounds, 2.1 assists, 1.3 steals and 37.5 minutes in 11 games (all starts). Scored in double digits in five games. Recorded 14 points, five boards, four steals and three assists in a win at Oklahoma City (4/23/17). Made seven of his 14 field goal attempts and went 5-for-10 from three-point range for 23 points in a win at San Antonio (5/1/17). Totaled 16 points, six rebounds, five

assists and two steals in a win vs. San Antonio (5/7/17). **2016:** With Houston, averaged 6.6 points (.255 FG, .143 3FG, 3-4 FT), 4.2 rebounds, 0.8 assists, 2.6 steals and 36.2 minutes in five games (all starts). Scored nine points and added eight rebounds, four steals and one assist at Golden State (4/16/16). **2015:** With Houston, averaged 13.2 points (.426 FG, .375 3FG, .905 FT), 6.4 rebounds, 2.6 assists, 1.8 steals and 38.5 minutes in 17 games (all starts). Scored in double digits in 12 games. Grabbed 10+ rebounds in three games. Totaled two double-doubles. Top Single-Game Performances: Posted 15 points to go with 13 rebounds, including a playoff career-high tying 10 defensive rebounds in a win vs. the LA Clippers (5/6/15). Collected 22 points, eight boards, three assists and three steals in a win vs. the LA Clippers (5/12/15). Recorded 22 points, seven rebounds, three assists and two steals as he shot 6-for-14 as he tied his playoffs career-high with six three-pointers in a win vs. the LA Clippers (5/17/15). **2014:** With Washington, averaged 13.6 points (.481 FG, .446 3FG, .778 FT), 8.9 rebounds, 1.7 assists, 1.5 steals and 37.0 minutes in 11 games (all starts). Scored in double figures in seven games. Grabbed 10+ rebounds in three games, including 15 boards in one game. Totaled three double-doubles. Recorded 16 points and 11 rebounds for a double-double vs. Chicago (4/25/14). Scored a playoff career-high 30 points as he went 10-for-17 from the field and 6-of-10 from beyond the arc while adding eight boards and two steals in a win vs. Chicago (4/27/14). Collected a playoff career-high 15 rebounds to go with 12 points and three steals vs. Indiana (5/9/14). **2011:** With New Orleans, averaged 15.5 points (.412 FG, .333 3FG, .727 FT), 6.5 rebounds, 3.3 assists, 1.3 steals and 40.2 minutes in six games (all starts). Posted double figures in scoring in five games, including two games with 20+ points. Recorded 10 or more rebounds in one game. Collected one double-double. Shot 8-for-15 from the floor as he scored 22 points while adding seven rebounds and three assists at Los Angeles (4/20/11). Scored 22 points as he recorded two rebounds, three assists and three steals at Los Angeles (4/26/11). Secured a double-double with 12 points, 12 rebounds, three assists, four steals and two blocks vs. Los Angeles (4/28/11). **2009:** With the L.A. Lakers, averaged 11.3 points (.497 FG, .476 3FG, .563 FT), 4.2 rebounds, 2.3 assists, 1.6 steals and 31.4 minutes in 23 games (all starts). Averaged 11.0 points (.357 FG, .417 3FG, .500 FT), 6.0 rebounds, 1.6 assists, 1.8 steals and 37.6 minutes in five NBA Finals games helping the Lakers secure the 2009 NBA Finals Championship. Scored in double digits in 14 games, including two games with 20 or more points. Grabbed 10+ rebounds in three games. Totaled two double-doubles. Scored 21 points as he went 8-for-10 from the field and 3-of-4 from three-point range in a win vs. Utah (4/19/09). Recorded 13 points and a playoff career-best nine assists in a win vs. Utah (4/21/09). Knocked down

six field goals on seven tries while going 6-for-8 from the free throw line for 20 points to go with four steals, three rebounds and two assists vs. Denver (5/21/09). Posted 15 points, five rebounds and two steals in a championship clinching win at Orlando (6/14/09). **2008:** With the L.A. Lakers, averaged 2.1 points (7-12 FG, 1-4 3FG, 2-4 FT), 1.4 rebounds and 5.7 minutes in eight games (0 starts). Averaged 2.6 points (5-9 FG, 1-3 3FG, 2-4 FT), 1.8 rebounds and 7.0 minutes in five games during the 2008 NBA Finals for the Lakers. Missed 12 games. Inactive in 10 games due to a fractured right foot (4/23-5/21/08). Totaled six points, five rebounds, one steal and one block vs. Boston (6/12/08). **2007:** With Orlando, averaged 2.8 points (5-16 FG), 2.3 rebounds, 1.3 assists and 11.8 minutes in four games (four starts). Totaled four points, two rebounds and one assist vs. Detroit (4/26/07).

COLLEGE

In one season at UCLA, averaged 11.6 points (.426 FG, .237 3FG, .504 FT), 6.5 rebounds, 2.1 assists, 1.7 steals and 31.6 minutes in 25 career collegiate games (23 starts) for the Bruins during the 2003-04 season. Earned All-Pac 10 Freshman Team honors. Top Single-Game Performances: Posted a double-double with 15 points, 14 rebounds, three steals and two assists at Michigan (12/27/03). Recorded 24 points, nine rebounds and two assists as he went 11-of-13 from the floor in a win vs. Oregon State (1/2/04). Collected 14 points, 10 rebounds and a season-best eight assists at Arizona (2/14/04). Tied his season-high with 24 points while adding eight boards, two assists and two steals at USC (2/25/04).

PERSONAL

He and his wife, Bree, have three children, Tajh, Tristan and Taylor. Draws inspiration from his younger brother, Tajh, who passed away in an accident in 1996. His mother Lolita was the most influential person on him when he was growing up. His stepfather, Ken McClary, was a former basketball player at the University of Florida and went on to have an international professional basketball career, which included time with the Sydney Kings of Australia's NBL. Founded a non-profit organization called The Trevor Ariza Foundation, which was designed to support, educate and advocate for asthma; organization's main goal is to boost awareness and educate patients and the general public on factors that are playing a part in health issues in allergic and non-allergic asthmatic athletes and children. Watching former NBA guard Anfernee "Penny" Hardaway play while he was growing up is what inspired him to play basketball. He also played football. The Art of War, Johnny Long Legs and The Outsiders are his favorite books. If he wasn't playing basketball, he would have enjoyed becoming a psychologist because he enjoys helping others cope with their problems.



7

DARIUS BAZLEY

POSITION: Forward HEIGHT: 6-8 WEIGHT: 208

NBA Years

2nd NBA Season

Prior to NBA

Princeton HS (Cincinnati, Ohio)

Birthdate

6/12/00

Birthplace

Cincinnati, Ohio

Acquired

Draft rights from the Memphis Grizzlies via the Utah Jazz (selected 23rd overall) along with a 2024 second-round draft pick in exchange for the draft rights to Brandon Clarke (selected 21st overall) on 7/6/19.



2019-20 AVERAGES

Appeared in all 61 games (nine starts) and averaged 5.6 points and 4.0 rebounds (11th among rookies) in 18.5 minutes per contest, shooting 39.4 percent from the floor and 34.8 percent from long range.

2019-20 NOTES

On 8/12 vs. Miami, scored 16 points in the final quarter to lead a 22-point comeback win, leading the team as he finished with 21 points, (8-14 FG, 5-8 3FG), nine rebounds and four assists. This makes him the only Thunder rookie besides Westbrook to log three consecutive 20+ point games. On 8/9 vs. Washington, led all scorers and set a new career mark with his 23 points and seven rebounds, going 8-of-13 from the floor, 5-of-8 from three-point range and 2-of-2 from the line, becoming the youngest Thunder reserve to score over 20 points (20 years, 58 days). On 11/9 vs. Golden State, went 3-for-3 from three to tally nine points and three rebounds. This ties him with just three other players for the best three-point shooting performance by a Thunder rookie (Abrines, Harden, Sabonis). Of those, he is both the youngest and played the fewest minutes. On 1/25 at Minnesota, logged back-to-back double figure games with 15 points and six rebounds, shooting 5-for-6 from the field and 4-for-4 from the charity stripe. On 1/24 vs. Atlanta, went 5-of-7 to tally 11 points and five rebounds. On 1/18 vs. Portland, set a new career mark in rebounding with 13 boards to go with his nine points. On 1/4 at Cleveland, made his only three-point attempt en route to nine points and a bench-leading seven rebounds. In his second start in the comeback win over the Clippers on 12/22, finished with seven points, eight rebounds and two steals. Made his first career start on 12/9 at Utah, grabbing seven rebounds. In the comeback win over the Grizzlies on 12/18, blocked a career-best and game-leading four shots. On 11/22 vs. L.A. Lakers, logged nine points on 4-of-5 shooting, four rebounds and two blocks. On 11/2 vs. New Orleans, went 3-of-6 from three to set a then career high with 17 points and five rebounds, making him the youngest Thunder player to score in double digits. his first NBA points on 10/25 vs. Washington, finishing with five points on 2-of-3 shooting, two rebounds and a steal. Made his NBA debut on 10/23 at Utah where he grabbed three boards and swatted one block. Led the team in scoring three times and in rebounding four

times. Recorded one double-double, grabbing 10+ rebounds twice. Scored in double figures 10 times and 20+ points three times. Sat out 11 games with a right knee bone bruise.

CAREER POSTSEASON

2020: Appeared in seven games, averaging 6.6 points (5th among rookies) and 6.7 rebounds (1st among rookies) in 18.0 minutes, shooting 50.0 percent from three-point range (3rd among rookies, 7th in NBA) and 90.0 percent from the line (1st among rookies). On 8/28 at Houston, registered his first playoff double-double, setting career highs with his 10 points and 12 rebounds, going a perfect 4-of-4 from the line. On 8/24 vs. Houston, finished with seven points and five rebounds. Made his playoff debut on 8/18 at Houston, finishing just shy of a double-double with nine points and nine rebounds, shooting 3-of-4 from three.

2019 NBA SUMMER LEAGUE

Appeared in four games (one start) with Oklahoma City and averaged 4.8 points, 4.5 rebounds, 1.3 assists and 1.25 blocks in 21.7 minutes per contest, shooting 42.9 percent from beyond the arc.

HIGH SCHOOL

Played for the USA Junior National Select Team in the 2018 Nike Hoop Summit. Finished with 11 points and seven rebounds in the 2018 McDonald's All-American game. Totaled 12 points and nine rebounds in the 2018 Jordan Brand Classic. Ultimately decided to spend the 2018-19 season training for the 2019 NBA Draft. Spent three months in 2019 interning with New Balance after signing an endorsement deal with the brand in late 2018. **2017-18:** As a senior at Princeton High School in Cincinnati, Ohio, appeared in 25 games and averaged 15.4 points, 10.3 rebounds, 3.9 assists, 1.4 steals and 2.0 blocks per contest, shooting 51.5 percent from the field. Led his team to a 23-4 season. Selected to the Ohio Division I All-State First Team and All-Ohio First Team by USA TODAY. Ranked as the ninth-best prospect in the 2018 recruiting class by ESPN.

PERSONAL

Favorite movie is "Green Book" and favorite TV show is "Martin." Enjoys listening to Earth, Wind & Fire. His favorite sports team outside of the NBA is the Houston Texans. His favorite pregame song is Sweet Love by Anita Baker. Enjoys watching HGTV and considers interior decorating his hidden talent.



REGULAR SEASON CAREER HIGH

MIN	35	at PHX	8/10/20
FGM	8 (3x)	vs. MIA	8/12/20
FGA	16	at PHX	8/10/20
3PM	5 (2x)	vs. MIA	8/12/20
3PA	8 (2x)	vs. MIA	8/12/20
FTM	5	vs. POR	1/18/20
FTA	6	vs. POR	1/18/20
OR	3 (3x)	vs. MIA	8/12/20
DR	10	vs. POR	1/18/20
TR	13	vs. POR	1/18/20
AST	4	vs. MIA	8/12/20
STL	2 (2x)	vs. LAC	12/22/20
TO	4 (2x)	vs. CHI	12/16/19
BLK	4	vs. MEM	12/18/19
PTS	23	vs. WAS	8/9/20

NBA REGULAR SEASON STATISTICS

Year	Team	G	GS	MIN	FGM-A	3PM-A	FTM-A	OFF	DEF	REB	AST	STL	BLK	TO	PTS	RPG	APG	PPG
19-20	OKC	61	9	1130	125-317	49-141	43-62	30	216	246	41	23	41	45	342	4.0	0.7	5.6
Career	--	61	9	1130	125-317	49-141	43-62	30	216	246	41	23	41	45	342	4.0	0.7	5.6

NBA PLAYOFF STATISTICS

Year	Team	G	GS	MIN	FGM-A	3PM-A	FTM-A	OFF	DEF	REB	AST	STL	BLK	TO	PTS	RPG	APG	PPG
2020	OKC	7	0	126	13-31	11-22	9-10	2	45	47	6	0	3	6	46	6.7	0.9	6.6
Career	--	7	0	126	13-31	11-22	9-10	2	45	47	6	0	3	6	46	6.7	0.9	6.6



6

HAMIDOU DIALLO

POSITION: Guard HEIGHT: 6-5 WEIGHT: 202

NBA Years
3rd NBA SeasonPrior to NBA
KentuckyBirthdate
7/31/98Birthplace
Brooklyn, N.Y.Acquired
Draft rights from Charlotte via Brooklyn (selected 45th overall) in exchange for a 2019 second-round draft pick and cash considerations on 7/6/18.

CAREER AVERAGES

Appeared in 97 career games (six starts), averaging 5.2 points and 2.7 rebounds in 14.7 minutes per contest, shooting 44.9 percent.

2019-20 AVERAGES

Appeared in 46 games (three starts) and averaged 6.9 points and 3.6 rebounds in 19.5 minutes per game, shooting 44.6 percent from the field.

2019-20 NOTES

Through 10 games, had 15 steals and is the first Thunder second year player to grab as many in the first 10 games of the season. On 8/14 at LA Clippers, led the team in scoring and rebounding with his career-high 27 points (4-8 3FG) and career-best 11 boards. On 8/9 vs. Washington, finished with 13 points on 5-of-7 shooting, six rebounds, two assists and a steal. On 8/3 vs. Denver, grabbed seven rebounds in the first half of play. On 1/25 at Minnesota, went 5-of-6 from the floor to tally a double-double of 10 points and a career-high-tying and game-leading 10 rebounds. On 1/17 vs. Miami, logged 11 points and six rebounds along with a steal. On 1/24 vs. Atlanta, grabbed a team-leading nine rebounds to go with his nine points and two steals. On 1/4 at Cleveland, finished with 10 points, four assists and two rebounds. On 11/10 vs. Milwaukee, scored 10 points on 5-for-6 shooting and grabbed a game and career-best three steals. On 11/9 vs. Golden State, finished with eight points on 4-of-6 shooting, three rebounds, two assists and two steals. On 11/7 at San Antonio, went 5-of-9 from the floor to log 11 points, two rebounds, two assists and two steals. On 11/2 vs. New Orleans, recorded 12 points and five rebounds. On 10/30 vs. Portland, notched his first career double-double with 12 points and career-best 10 rebounds, shooting 5-of-9 from the floor. On 10/23 at Utah, led the bench efforts, going 5-for-8 from the field en route to 12 points, three rebounds and a steal. Led the team in scoring once and in rebounding four times. Registered three double-doubles, grabbing double figure boards three times, scoring in double digits 11 times and 20+ points once. Sat out three games with a left knee sprain. Missed 17 games with a hyperextension sprain; right elbow. Six games DNP – Coach's Decision.

NBA CAREER

2018-19: Appeared in 51 games (three starts), averaging 3.7 points and 1.9 rebounds in 10.3 minutes, shooting 45.5 percent from the field. Named the 2019 NBA Slam Dunk Champion during All-Star weekend. Scored in double figures five times. On 11/19 at Sacramento, became the only rookie in Thunder history to go 7-for-7 or better from the field (2-2 3FG, 2-2 FT) as he finished with 18 points and two steals. On 1/29 at Orlando, went 3-of-5 from the floor to score seven points, grab a rebound and block a shot. On 12/25, went a perfect 3-for-3 to finish with six points and three rebounds. On 12/23 vs. Minnesota, logged seven points on 2-of-3 shooting, three rebounds and two blocks. On 12/17 vs. Chicago, produced his second-straight double-digit scoring game with 10 points on 4-of-5 shooting. On 12/15 vs. LA Clippers, went 4-for-5 from the floor to score 10 points. On 11/14 vs. New York, tallied 11 points, four rebounds and two steals. On 10/21 vs. Sacramento, registered his first double-digit scoring game with 11 points on 5-of-7 shooting, two assists and two steals. Made his NBA debut on 10/16 at Golden State, finishing with four points, a rebound, an assist and a steal. Inactive for one game. Missed three games with a left ankle sprain. Logged 23 DNP – Coach's Decision. Missed four games while on G League assignment.

NBA G LEAGUE CAREER

2018-19: Appeared in six games (all starts) on assignment with the Oklahoma City Blue, averaging 19.2 points, 7.3 rebounds, 1.3 assists, 1.83 steals and 1.00 block in 30.8 minutes.

CAREER POSTSEASON

2020: Appeared in three games, averaging 4.3 points and 2.0 rebounds in 8.4 minutes, shooting 36.4 percent. On 8/29 at Houston, registered six points, three assists and two blocks in just seven minutes. Made his playoff debut on 8/18 at Houston, registering seven points and three rebounds. Four games DNP – Coach's Decision.

COLLEGIATE HIGHLIGHTS

2017-18 (Redshirt Freshman): In his only year playing at Kentucky, averaged 10.0 points and 3.6 rebounds per game while starting in all



REGULAR SEASON CAREER HIGH

MIN 40 at LAC 8/14/20
FGM 10 at LAC 8/14/20
FGA 22 at LAC 8/14/20
3PM 4 at LAC 8/14/20
3PA 8 at LAC 8/14/20
FTM 4 at CLE 1/4/19
FTA 5 (2x) at LAC 8/14/20
OR 5 at HOU 10/28/19
DR 8 (2x) at MIN 1/25/20
TR 11 at LAC 8/14/20
AST 4 vs. DEN 8/3/20
STL 3 vs. MIL 11/10/19
TO 6 at PHX 8/10/20
BLK 3 vs. BOS 10/25/18
PTS 27 at LAC 8/14/20

PLAYOFF CAREER HIGH

MIN 15 at HOU 8/18/20
FGM 2 (2x) at HOU 8/29/20
FGA 6 at HOU 8/18/20
3PM 1 at HOU 8/18/20
3PA 4 at HOU 8/18/20
FTM 2 (2x) at HOU 8/29/20
FTA 5 at HOU 8/29/20
OR 1 (2x) at HOU 8/29/20
DR 2 (2x) at HOU 8/29/20
TR 3 (2x) at HOU 8/29/20
AST 1 at HOU 8/18/20
STL -
TO 1 (2x) at HOU 8/29/20
BLK 2 at HOU 8/29/20
PTS 7 at HOU 8/18/20

NBA REGULAR SEASON STATISTICS

Year	Team	G	GS	MIN	FGM-A	3PM-A	FTM-A	OFF	DEF	REB	AST	STL	BLK	TO	PTS	RPG	APG	PPG
18-19	OKC	51	3	526	75-165	4-24	36-59	38	59	97	17	21	10	23	190	1.9	0.3	3.7
19-20	OKC	46	3	896	132-296	16-57	38-63	44	123	167	36	37	9	51	318	3.6	0.8	6.9
Career	--	97	6	1422	207-461	20-81	74-122	82	182	264	53	58	19	74	508	2.7	0.6	5.2

37 games during his redshirt freshman season. Scored in double figures in 16 games, topping the 20-point plateau three times. Named the Southeastern Conference Freshman of the Week following a 20-point, three-steal effort vs. Virginia Tech where he also knocked down a career-high four three-pointers. Hauled in at least three boards in 24 games. Led the Wildcats in scoring in four games, rebounds in three games, blocks five times, steals six times and assists twice. Finished the season ranking fourth on the team in points (371), sixth in rebounds (135) and third in blocks (31). Scored 22 points, one off of his career high, in UK's second-round NCAA Tournament win over Buffalo. Knocked down a career-high nine shots and added eight rebounds, two blocks and a steal in that victory. Swatted a career-high three shots, while also contributing eight points and three rebounds, in the NCAA Tournament win over Davidson. Scored seven points vs. Georgia in the quarterfinals of the SEC Tournament, including a huge three-pointer when the Dawgs cut the lead to 11 in the second half. Had 11 points, two boards and two assists in the home finale win over Ole Miss. Had 13 points, three rebounds and a pair of assists in the come-from-behind win at No. 7 West Virginia. Poured in 18 points in a home win over Texas A&M. Registered his first career double-double with 10 points and a career-high 10 boards in the SEC opener against Georgia. Scored in double figures in seven straight contests

beginning against UIC on 11/26. Had back-to-back games with 20 or more points when he scored a career-high 23 vs. Monmouth in Madison Square Garden followed by 20 points in the win over Virginia Tech. Had 19 points against both UIC and Harvard in consecutive outings. Totaled a career-high 10 boards while adding eight points in the win over Troy. Began the season with 18 points against Utah Valley, 16 against Vermont and 14 against Kansas at the State Farm Champions Classic. **2016-17 (Freshman):** Participated in the 2017 FIBA U19 World Cup with USA Basketball. Averaged 10.9 points and 3.9 rebounds in 18.4 minutes a game for the United States in seven games. Midyear enrollee who joined the team in January after graduating from Putnam Science Academy in Connecticut in May. Did not play in 2016-17.

PERSONAL

Son of Marima and Abdoulaye Diallo. Has three siblings (Alpha, Boubacar and Marima). Enjoys playing board games, cards, pool and ping pong. Most influential person in his life is his mother. Favorite sports team outside of basketball is the New York Giants. Enjoys watching "Power." Lists Meek Mill as his favorite music artist and Will Smith as his favorite actor. Hidden talent is singing. The best moment of his career was getting drafted. Favorite community service event was hosting Hami Day in his hometown.



5 LUGUENTZ DORT

POSITION: Guard HEIGHT: 6-4 WEIGHT: 215

NBA Years

2nd NBA Season

Prior to NBA

Arizona State

Birthdate

4/19/99

Birthplace

Montreal, Canada

Acquired

Signed to an NBA contract on 6/24/20. Originally signed to a Two-Way Contract on 7/6/19.

2019-20 AVERAGES

Appeared in 36 games (28 starts) and averaged 6.8 points and 2.3 rebounds in 22.8 minutes, shooting 39.4 percent from the field and 79.2 percent from the line.

2019-20 NOTES

On 8/9 vs. Washington, doubled his previous career high in rebounding as he grabbed 10 boards to go with his nine points. On 8/7 at Memphis, went 4-of-5 from long range en route to 16 points. On 8/5 vs. L.A. Lakers, in addition to holding LeBron to 19 points, tallied 14 points, four rebounds and a steal. On 1/29 at Sacramento, set a new career mark with 23 points on 8-of-12 shooting, going 5-of-6 from beyond the arc. This makes him just the fourth Thunder rookie to knock down 5+ threes in a single game. In the victory over San Antonio on 2/23, went a perfect 6-for-6 from the field and 2-for-2 from three-point range to tally 15 points, two rebounds, two assists and three steals, tied for the second-best shooting night by a rookie in Oklahoma City history (Diallo 7-7 FG). On 8/3 vs. Denver, logged 10 points, two rebounds, two steals and a block. In the win over Denver on 2/21, tallied 11 points, three steals and two assists without any turnovers. Improved to a 4-0 record as a starter on 1/25 at Minnesota as he set a then career mark with 10 points (3-5 FG, 2-4 3FG, 2-2 FT), two rebounds and two steals. In his first career start on 1/20 at Houston, tallied eight points, two rebounds and two assists. In just his third NBA appearance, earned Player of the Game honors with his nine points and three rebounds, with Jazz players shooting just 39.6 percent while he was on the floor (third best on team). On 1/18 vs. Portland, produced seven points, two assists and two steals. Scored his first NBA points on 10/25 vs. Washington and grabbed three rebounds. In his NBA debut on 12/6 vs. Minnesota, grabbed a rebound and swiped a steal with 14 seconds remaining in regulation to give OKC a chance to send the game into overtime and ultimately earn the victory. Led the team in rebounding once. Scored in double figures seven times and 20+ points once. Grabbed double digit rebounds once. Sat out 31 games on G League assignment. Two games DNP – Coach's Decision. Missed one game with a right knee sprain.

2019-20 NBA G LEAGUE AVERAGES

Appeared in 13 games (12 starts) with the Oklahoma City Blue, averaging a team-leading 19.5 points, 4.8 rebounds, 2.6 assists and 0.92 steals in 31.9 minutes, shooting 44.0 percent from the field.



CAREER POSTSEASON

2020: Appeared in six games (all starts), averaging 12.5 points (2nd among rookies), 3.7 rebounds (4th among rookies), 1.0 assist (5th among rookies) and 1.00 block (1st among rookies) in 29.2 minutes per contest. Had a career night on 9/2 at Houston when his 30 points not only marked a Thunder playoff rookie record but were also the most scored in a Game 7 before turning 22 just ahead of LeBron (27) and Kobe (25). Additionally, this stands as the most points by an undrafted rookie in a playoff game and ties the most by any undrafted player in the last 10 years (VanVleet). Set a then playoff career high with 13 points (5-9 FG), three rebounds, an assist, a steal and a block. Missed one game with a right knee sprain.

COLLEGE

Spent one year at Arizona State. 2018-19 (Freshman): Appeared in 34 games (33 starts) and averaged 16.1 points, 4.3 rebounds, 2.3 assists and 1.53 steals in 31.5 minutes per contest, shooting 40.5 percent from the field. Named Pac-12 Freshman of the Year, All-Pac-12 Second Team, Pac-12 All-Defense and Pac-12 All-Freshman. Joined Jahii Carson (2012-13), Ike Diogu (2002-03), Jamal Faulkner (1990-91) and Byron Scott (1979-80) as the only Sun Devils to win FOY. Along with teammate Zylan Cheatham, become just the third and fourth Sun Devils to earn a spot on the All-Defense team. His 53 points in his first two college games were the third-most by a Pac-12 freshman in his first two career games since 1996-97 and only Markelle Fultz (65 in 2016-17) and Tajuan Porter (55 in 2006-07) had more in the last 23 seasons. Ranked fourth in the Pac-12 and led all freshmen in total steals with his 52. Ranked sixth in



NBA REGULAR SEASON STATISTICS																
Year	Team	G	GS	MIN	FGM-A	3PM-A	FTM-A	OFF	DEF	REB	AST	STL	BLK	TO	PTS	RPG
19-20	OKC	36	28	820	86-218	30-101	42-53	24	57	81	27	31	4	22	244	2.3
Career	--	36	28	820	86-218	30-101	42-53	24	57	81	27	31	4	22	244	2.3

the conference in points scored with his 547 on the season. Logged nine 20+ point outings. His 145 made free throws were the second-most in the Pac-12. Helped ASU to its best Pac-12 record in nine years.

HIGH SCHOOL

Attended Athlete Institute Prep in Mono, Ontario after attending The Conrad School in Orlando, Florida. Played for Team Canada in the Adidas National Tournament and helped lead his team to the 2016 championship game. Competed at the 2017 NBA Basketball without Borders (First Team selection) and played in the Adidas EuroCamp in Treviso. Was the BioSteel All-Star Game MVP. Participated in the 2018 Nike Hoop Summit with the World Team. Was the nation's No. 25 overall prospect and No. 3 shooting guard.

PERSONAL

Nickname is Beast. Speaks French and Creole. His favorite movie is "Avengers: Infinity War" and TV show is "Power." Lists Drake as his favorite music artist. Likes to listen to Who You Foolin by Gunna pregame. His favorite sports team outside of the NBA is Barcelona F.C. The best moment of his career was beating Kansas in college.

REGULAR SEASON CAREER HIGH				
MIN	36	vs. DEN	8/3/20	
FGM	8	at SAC	1/29/20	
FGA	13	vs. DEN	8/3/20	
3PM	5	at SAC	1/29/20	
3PA	6 (2x)	vs. DEN	8/3/20	
FTM	6	at LAL	8/5/20	
FTA	6	at LAL	8/5/20	
OR	3	vs. DET	3/4/20	
DR	8	vs. WAS	8/9/20	
TR	10	vs. WAS	8/9/20	
AST	2 (8x)	at MEM	8/7/20	
STL	3 (3x)	vs. SAS	2/23/20	
TO	2 (6x)	vs. DEN	8/3/20	
BLK	1 (4x)	vs. WAS	8/9/20	
PTS	23	at SAC	1/29/20	

PLAYOFF CAREER HIGH			
MIN	36	vs. HOU	8/22/20
FGM	10	at HOU	9/2/20
FGA	21	at HOU	9/2/20
3PM	6	at HOU	9/2/20
3PA	12	at HOU	9/2/20
FTM	4	at HOU	9/2/20
FTA	6	at HOU	9/2/20
OR	2 (2x)	at HOU	9/2/20
DR	6	vs. HOU	8/22/20
TR	8	vs. HOU	8/22/20
AST	2	vs. HOU	8/24/20
STL	1 (2x)	vs. HOU	8/31/20
TO	5	vs. HOU	8/31/20
BLK	3	vs. HOU	8/22/20
PTS	30	at HOU	9/2/20





2

SHAI GILGEOUS-ALEXANDER

POSITION: Guard HEIGHT: 6-6 WEIGHT: 181

NBA Years

3rd NBA Season

Prior to NBA

Kentucky

Birthdate

7/12/98

Birthplace

Toronto, Canada

Acquired

From the LA Clippers along with Danilo Gallinari, three Clippers' first-round draft picks (2022, 2024 and 2026), two first-round picks via Miami (2021 and 2023) and the right to two first-round pick swaps (2023 and 2025) in exchange for Paul George on 7/10/19.



CAREER AVERAGES

Appeared in 152 career NBA games (143 starts), averaging 14.6 points, 4.2 rebounds, 3.3 assists and 1.15 steals in 30.3 minutes per game, shooting 47.3 percent from the floor, 35.4 percent from three-point range and 80.4 percent from the charity stripe.

2019-20 AVERAGES

Appeared in 70 games (all starts) and averaged a team-leading 19.0 points, 5.9 rebounds, 3.3 assists and 1.13 steals in 34.7 minutes, shooting 47.1 percent from the field and 80.7 percent from the free throw line.

2019-20 NOTES

On 1/13 at Minnesota, posted his first career triple-double with 20 points, a career-best 20 rebounds and 10 assists, becoming the fourth player in NBA history to log a 20/20 triple-double as a sophomore (Shaq, Barkley, Robertson). He is also just the third guard in the last 25 years to post a 20-point/20-rebound game (Simmons, Westbrook) and the fifth Thunder player to register a triple-double (Durant, George, Ibaka, Westbrook). In the win at Toronto on 12/29, led all players with 32 points (12-21 FG, 3-5 3FG, 5-6 FT), seven rebounds and three steals. In the comeback win over the Clippers on 12/22, tied his career mark from the game before with a game-high 32 points. On 12/20 vs. Phoenix, set a new career mark with a game-best 32 points on 13-of-18 shooting from the field and 2-for-2 shooting from three-point range. On 12/8 at Portland, nearly logged a double-double with his team-best-tying 21 points and nine rebounds. On 12/6 vs. Minnesota, was one of five Thunder players with 20+ points as he set a new career-high with 29 points, five rebounds and two assists, shooting a career and game-best 12-for-12 from the free throw line. This marks the first time in Thunder history and the first time in the league since March 2004 (Atlanta) that a team has had five players with 20+ points each. On 11/22 vs. L.A. Lakers, led the team with 24 points (10-18 FG, 2-2 3FG, 2-2 FT), seven rebounds and four assists. On 11/10 vs. Milwaukee, tallied 22 points on 4-for-6 shooting from deep, six rebounds, a team-best-tying six assists and two

steals. On 10/25 vs. Washington, set a new career high in scoring for the second straight game with his game-leading 28 points on 10-of-17 shooting, seven rebounds, four assists, two steals and three blocks. On 10/23 at Utah, posted a team-leading and then-career-best 26 points, the second-most ever scored in a Thunder debut (George, 28). He is also just the third Thunder player to lead the team in scoring in his team debut (George, Westbrook). Led the team in scoring 18 times, rebounding 12 times and assists seven times. Logged one triple-double and nine double-doubles. Scored 10+ points 66 times, 20+ points 34 times and 30+ points three times. Grabbed double-digit boards nine times and double figure assists once. Missed one game with a right hip contusion. Sat out one game with a right calf contusion.

NBA CAREER

2018-19: Appeared in all 82 games (73 starts) with the LA Clippers, averaging 10.8 points, 2.8 rebounds, 3.3 assists and 1.17 steals in 26.5 minutes per contest, shooting 47.6 percent from the field, 36.7 percent from three-point range and 80.0 percent from the charity stripe. Led all rookies on +.500 teams in scoring and minutes played. He ended the season by scoring 20 or more points in four of the last seven games while also scoring in double figures in 17 of the final 20 games of the 2018-19 season. Led NBA in three-point shooting in March (59.4). No rookie in NBA history has matched his season stat line in points, rebounds, assists, field goal percentage, three-point percentage and free throw percentage. Appeared in the 2019 MTN DEW ICE Rising Stars Challenge during the 2019 All-Star weekend. On 1/8 vs. Charlotte, became the only rookie guard to log at least four blocks and two steals in under 22 minutes of playing time since at least 1974-75. On 11/12 vs. Golden State, became the only rookie in Clippers history to log at least 18 points, 70 percent shooting, five rebounds, three assists, two steals and one block. Made his first career start on 11/5 vs. Minnesota. On 10/17 vs. Denver, became the 20th player in Clippers history to reach double-digit scoring in his NBA debut.

CAREER POSTSEASON

Appeared in 13 career postseason games (all starts) with the Clippers and Thunder and averaged 15.1 points, 4.1 rebounds, 3.7 assists and 1.00 steal in 34.8 minutes per contest, shooting 44.7 percent

from the field, 43.4 percent from long range and 90.7 percent from the free throw line. **2020:** Appeared in seven games (all starts) with the Thunder, averaging 16.3 points, 5.3 rebounds and 4.1 assists in 39.9 minutes, shooting 43.3 percent from the floor, 40.0



REGULAR SEASON CAREER HIGH

MIN 43 vs. GSW 1/18/19
FGM 13 vs. PHX 12/20/19
FGA 25 vs. LAC 12/22/19
3PM 4 vs. MIL 11/10/19
3PA 8 (2x) at MEM 8/7/20
FTM 12 vs. MIN 12/6/19
FTA 13 vs. ATL 1/24/20
OR 3 (6x) at PHX 1/31/20
DR 18 at MIN 1/13/20
TR 20 at MIN 1/13/20
AST 10 (2x) at MIN 1/13/20
STL 4 vs. MEM 3/31/19
TO 5 (4x) vs. CHI 12/16/19
BLK 4 vs. CHA 1/8/19
PTS 32 (3x) at TOR 12/29/19

POSTSEASON CAREER HIGH

MIN 48 vs. HOU 8/22/20
FGM 9 (3x) vs. HOU 8/22/20
FGA 18 vs. HOU 8/22/20
3PM 3 (5x) at HOU 9/2/20
3PA 7 (2x) vs. HOU 8/22/20
FTM 10 at HOU 8/20/20
FTA 11 at HOU 8/20/20
OR 2 (2x) vs. HOU 8/24/20
DR 10 vs. HOU 8/24/20
TR 12 vs. HOU 8/24/20
AST 6 (4x) vs. HOU 8/31/20
STL 4 (2x) vs. HOU 8/22/20
TO 4 (2x) vs. HOU 8/31/20
BLK 3 at GSW 4/13/19
PTS 31 at HOU 8/20/20

NBA REGULAR SEASON STATISTICS

Year	Team	G	GS	MIN	FGM-A	3PM-A	FTM-A	OFF	DEF	REB	AST	STL	BLK	TO	PTS	RPG	APG	PPG
19-20	OKC	36	28	820	86-218	30-101	42-53	24	57	81	27	31	4	22	244	2.3	0.8	6.8
Career	--	36	28	820	86-218	30-101	42-53	24	57	81	27	31	4	22	244	2.3	0.8	6.8

percent from three and 95.7 percent from the line (5th in NBA). On 8/24 vs. Houston, logged a double-double with his 18 points and 12 rebounds while dishing out six assists. On 8/20 at Houston, set a new playoff career mark and led all scorers with 31 points (9-17FG, 3-7 3FG 10-11 FT), six rebounds and two assists. **2019:** Appeared in six games (all starts) with the Clippers and averaged 13.7 points, 2.7 rebounds, 3.2 assists and 1.00 steal in 28.8 minutes per game, shooting 46.7 percent from the floor, 50.0 percent from long range and 85.0 percent from the stripe. On 4/21 vs. Golden State, recorded a playoff career high of 25 points, marking the most points scored by a Clippers rookie in a postseason game. On 4/13 at Golden State, scored 18 points, marking the most by any Clippers rookie in their playoff debut in franchise history. He's also just the 17th rookie in NBA history to score at least as many points in under 35 minutes in their playoff debut and the first since Ben Gordon on 4/24/05.

COLLEGE

2017-18 (Freshman): In his lone season at Kentucky, appeared in 37 games (24 starts) and recorded averages of 14.4 points, 4.1 rebounds, 5.1 assists and 1.65 steals in 33.7 minutes per contest, shooting 48.5 percent from the field, 40.4 percent from beyond the arc and 81.7 percent from the free throw line. Led the team in assists (189), steals (61) and three-point field goal percentage. One of only three freshmen in Kentucky history to record 61 or more steals. Ranked second on the team in points (532). Earned 2018 SEC Tournament MVP. Named to All-SEC Freshman Team and the All-SEC Second Team. Was named SEC Freshman of the Week (1/15).

PERSONAL

His mother represented Canada during the 1992 Summer Olympics in track. Has one younger brother, Thomasi. Moved from Toronto to Chattanooga, Tenn. in high school. In 2016, was a member of the Canadian U18 National Team. His first job was to referee elementary school basketball as a teenager. Lists "Like Mike" as his favorite movie and "Game of Thrones" as his favorite TV show. His favorite meal is his mother's homemade lasagna. Does not listen to music pregame. Has a strong interest in fashion and design. Enjoys drawing both cartoons and fashion designs. His favorite non-NBA team is Paris Saint-Germain F.C. His favorite community service event was his backpack giveaway in his hometown. Qualifying for the playoffs for the first time his rookie season was the best moment of his career.



3

GEORGE HILL

POSITION: Guard HEIGHT: 6-3 WEIGHT: 188

NBA Years

13th NBA Season

Prior to NBA

IUPUI

Birthdate

5/4/86

Birthplace

Indianapolis, Ind.

Acquired

From Milwaukee along with Zylan Cheatham, Josh Gray, Darius Miller, Kenrich Williams, a 2023 second-round draft pick (via Washington) and a 2024 second-round draft pick (via Charlotte) from New Orleans, a protected 2023 first-round draft pick from Denver and a trade exception in a four-team trade in exchange for sending Steven Adams to New Orleans on 11/24/20.

CAREER AVERAGES

Appeared in 785 career games (449 starts) with San Antonio, Indiana, Utah, Sacramento, Cleveland and Milwaukee, registering averages of 11.1 points, 3.2 assists and 3.1 rebounds in 27.7 minutes per contest, shooting 45.7 percent from the field and 38.4 percent from three-point range

2019-20 AVERAGES

In 59 games (two starts) with Milwaukee, averaged 9.4 points, 3.1 assists, and 3.0 rebounds in 21.5 minutes per game while shooting 51.6 percent from the floor, 46.0 percent from three-point range and 84.2 percent from the line.

2019-20 NOTES

Scored in double-digits 24 times. Prior to the NBA restart, averaged 9.6 points on 48.0 percent shooting from deep in 52 games off the bench. On 8/10 vs. Toronto, went 4-of-8 from beyond the arc to tally 14 points, three assists and two rebounds. Notched a season-high 24 points on 9-of-14 shooting (6-of-7 from deep) at LA Clippers on 11/6. On 11/18 at Chicago, went 5-of-9 from the floor, 4-of-7 from three-point range and 4-of-4 from the charity stripe to net 18 points and four rebounds. Tallied 21 points (7-12 FG) to go along with three rebounds vs. L.A. Lakers on 12/19. Scored 17 points and grabbed a season-high nine rebounds vs. Indiana on 12/22.

NBA CAREER

Has scored 20+ points 88 times, including six games of 30 or more points. Has five point/assist double-doubles and three point/rebound double-doubles. **2018-19:** In 60 games (13 starts) with Cleveland and Milwaukee, averaged 7.6 points, 2.5 rebounds and 2.3 assists per game while shooting 45.2 percent overall, 31.4 percent from three and 82.4 percent from the free-throw line. In 47 games with the Bucks, averaged 6.8 points, 2.6 rebounds and 2.1 assists in 20.4 minutes per game. Had 20 points (7-13 FG, 2-3 3FG) with five rebounds and five assists at Philadelphia on 4/4. Scored a season-high-tying 22 points (8-11 FG) at Brooklyn on 4/1. Had a then-Bucks-high 18 points at Atlanta on 3/31. Scored 17 points (7-8 FG) vs. Cleveland on 3/24. Had 12 points (5-8 FG) on 2/13 at Indiana. Scored 13 points with four steals, three assists and two rebounds at Washington on 2/2. Had 10 points at Toronto on 1/31. Scored 11 points (5-7 FG) at Atlanta on 1/13. Had 12 points (4-7 FG) vs. Atlanta on 1/4. Had 11 points (4-5 FG) vs. New Orleans on 12/19. Scored in double figures 12 times with the Bucks. Had two 20-point games. Had one DNP-CD with the Bucks. Missed 9 games (2/25-3/12) with a left groin strain. Missed one game (3/20) with left groin soreness. Acquired by the Bucks from the Cavaliers in a three-team trade on 12/7. Played and started in 13 games with the Cavaliers earlier in the season. Averaged 10.8 points, 2.8 assists and 2.1 rebounds per game. Scored in double figures seven times with Cleveland. Had one 20-point game with the Cavaliers. **2017-18:** Appeared in 67 games (60 starts) with Cleveland and Sacramento. Averaged 10.0 points on 46.0 percent shooting from the field, 2.7 rebounds and 2.8 assists in 27.0





minutes. Shot a career-high 41.5 percent from three-point range on the season, which ranked 20th in the NBA. Played in 43 games (36 starts) for Sacramento and averaged 10.3 points on 46.9 percent shooting from the field, including 45.3 percent from deep, 2.7 rebounds and 2.8 assists in 26.6 minutes per game. With the Cavaliers, appeared in 24 games (all starts) and averaged 9.4 points on 44.4 percent shooting, including 35.1 percent from beyond the arc, 2.7 rebounds and 2.8 assists in 27.9 minutes per game. Scored in double figures 32 times, including eight times as a Cavalier; scored 20 points or more six times on the season. Dished out five assists or more 13 times, six assists once and a season-high seven assists on 11/9 vs. Philadelphia. Pulled down a season-high seven rebounds on two occasions (12/2 versus Phoenix and 12/20 at Brooklyn). Notched a season-best four steals versus Denver on 11/20. Posted a season-high three blocks in 34 minutes at Memphis on 2/23. Recorded a season-high 26 points on 9-of-17 (.529) shooting, including 3-of-4 (.750) from deep, three rebounds, five assists and a game-high three steals in 37 minutes versus Brooklyn on 2/27; also swiped his 600th career steal in that contest. Against the Raptors on 3/21, had 22 points on 10-of-11 (.909) shooting, one steal and two blocks in 36 minutes, marking the highest field goal percentage of his career (minimum 10 FGA); the last Cavs player to make at least 10 field goals and shoot at least .900 from the field was Anderson Varejao on Nov. 5, 2010 (10-10 FG vs. Philadelphia). With Cleveland, led or tied for the team lead in points twice, steals eight times and blocks seven times. Missed one game due to rest on 10/29; missed five games due to personal reasons on 11/4, 12/10 and 1/6-9; missed one game due to illness on 12/19; missed four games due to a left ankle sprain from 4/1-6. Was placed on the Inactive List five times on the season. **2016-17:** Averaged a career-high 16.9 points (.477 FG, .403 3FG, .801 FT), 3.4 rebounds, 4.2 assists and 1.0 steal 31.5 minutes in 49 games (all starts) with Utah. Scored 10+ points in 40 games, 20+ in 16 games, and 30+ in two games. Recorded five-plus assists in 21 games. Led the team in scoring in 12 contests and assists in 24 games. Earned Western Conference Player of the Week honors for the week of 10/31-11/6 after he averaged 20.8 points (.585 FG, .550 3FG, .909 FT), 3.3 rebounds and 5.5 assists in 32.8 minutes in four games. Recorded a team-high 25 points (9-15 FG, 4-6 3FG, 3-3 FT) and added six boards and four assists in a win vs. Dallas (11/2/16). Led the Jazz with 24 points (7-15 FG, 0-3 3FG, 10-11 FT) and grabbed a season-high eight rebounds in a win at Minnesota (11/28/16). Posted 30 points (9-16 FG, 3-5 3FG, 9-11 FT), six boards and five assists vs. Indiana (1/21/17). Swiped a season-high four steals and added 19 points (4-6 FG, 3-4 3FG, 8-8 FT) in a win at Milwaukee (2/24/17). Scored a season-high 34 points (10-12 FG, 3-3 3FG, 11-12) and set season-highs in field goals made, free-throws made, and free-throws attempted to go along with seven assists in a win vs. Brooklyn (3/3/17); became just the 9th player in the past 50 years with a 34-plus point game on 12-or-fewer field goal attempts. Did not dress in eight games (11/7-11/20/16) due to a sprained right thumb and in eight games (12/1-12/10, 12/23-12/27/16) due to a sprained left big toe. Inactive in five games (12/14-12/21/16) due to a sprained left big toe. Did not dress in two games due to a lip laceration and concussion-like symptoms (1/2/17, 1/3/17). Inactive in one game due to a lip laceration and concussion-like symptoms (1/5/17). Did not dress in two games due to left great toe soreness and rest (2/9/17, 3/8/17). Inactive due to left great toe soreness and rest (3/6/17). Inactive in six games due to a right groin strain (3/29-4/8/17). **2015-16:**

Averaged 12.1 points (.441 FG, .408 3FG, .760 FT), 4.0 rebounds, 3.5 assists, 1.1 steals and 34.1 minutes over 74 games (73 starts) with the Pacers. Scored 10+ points in 49 games and 20+ in seven. Grabbed 10 or more rebounds in three games. Dished out five-plus assists in 20 games. Led the team in scoring in eight games, in rebounding in six games and assists in 13 games. Ranked 15th in the NBA in three-point percentage and 36th in the league in three-point field goals made with 128. Ranked 27th in the NBA in minutes. Finished 18th in the league with an assist to turnover ratio of 2.56. His three games with 10+ rebounds matched the same amount of double-digit rebounding games in the prior seven seasons of his NBA career. Passed the 6,000-point mark and finished the season with a total of 6,210 career regular season points. Scored a season-high 23 points (8-13 FG, 4-6 3FG, 3-4 FT) and added seven rebounds in a win vs. Orlando (11/9/15). Recorded 23 points (9-16 FG, 4-8 3FG, 1-1 FT), five boards and four assists vs. Cleveland (2/1/16). Dished out a season-high nine assists and tied his career-high with 11 rebounds to go along with nine points (3-11 FG, 3-6 3FG) for a near triple-double in a win at Oklahoma City (2/19/16). Missed six games. Not with team for two games due to an upper respiratory infection (11/16/15, 11/18/15). Did not play due to a coach's decision in three games (11/21/15, 1/22/16, 4/13/16). Did not dress in one game due to food poisoning (1/4/16). Not with team for two games due to personal reasons (1/17/16, 1/19/16). **2014-15:** In 43 games (36 starts) with Indiana, averaged 16.1 points (.477 FG, .358 3FG, .790 FT), 4.2 rebounds, 5.1 assists and 1.0 steals in 29.5 minutes. As a starter, averaged 16.6 points (.482 FG, .369 3FG, .794 FT), 4.3 rebounds, 5.6 assists and 1.1 steals in 31.2 minutes in 36 games. Scored 10+ points in 37 games, 20+ in 15 games, and 30+ in one contest. Recorded 10+ rebounds in one game. Posted five-plus assists in 24 games and 10+ in three games. Recorded 10 or more assists in a career-high three games. Notched two double-doubles and one triple-double. Led the team in scoring 13 times and in assists 19 times. Finished fifth in the league with a 3.19 assist to turnover ratio. Made career free throw number 1,000 vs. Milwaukee (3/12/15) and added 50 more throughout the rest of the season for a career total of 1,050. Surpassed the 5,000-career point mark vs. Boston (3/14/15) and finished the year with 5,316 career regular season points. Posted 15 points (4-15 FG, 7-8 FT), 12 assists and 10 rebounds for his first career triple-double in a win vs. Cleveland (2/27/15). Recorded a season-high 30 points (11-18 FG, 2-7 3FG, 6-6 FT) and added five rebounds and eight assists vs. Boston (3/14/15). Tied his career-high in field goals made on his way to 29 points (12-24 FG, 5-5 FT), seven rebounds, and nine assists in a win at Washington (3/29/15). Missed 39 games due to various injuries. Inactive in the first 28 games of the season due to a left knee contusion (10/29-12/21/14). Did not dress in four games due to a left groin strain (1/2-1/7/15). Inactive in seven games due to the same left groin strain (1/9-1/21/15). **2013-14:**

Averaged 10.3 points (.442 FG, .365 3FG, .807 FT), 3.7 rebounds, 3.5 assists and 1.0 steals in 32.0 minutes in 76 games (all starts). Scored in double-figures 41 times, 20 or more points in five games and 30+ in one game. Recorded five-plus assists in 22 games and 10+ once. Ranked 14th by season's end with a 2.88 assist to turnover ratio. Recorded his 1,000th career rebound and ended the year with 1,280 career rebounds. Eclipsed the 4,000 career-point mark and ended the season with 4,624 career points. Posted 26 points (9-13 FG, 3-4 3FG, 5-6 FT), seven assists and a career-high tying five steals in a win vs. Minnesota (11/25/13). Recorded a career-high 37 points (12-19 FG, 2-4 3FG, 11-12 FT) to go with a season-high nine rebounds and eight assists as he set a career-high for field goals made, which included a three-pointer with eight seconds remaining to force overtime in an OT win vs. Portland (2/7/14). Missed six games, five due to injury. Did not dress in three games due to soreness in his left hip (11/2-11/6/13). Inactive in two games due to a bruised left shoulder (3/1/14, 3/2/14). Did not play in one game due to a coach's decision (4/9/14). **2012-13:** Appeared in 76 games (76 starts) with Indiana and averaged 14.2 points (.443 FG, .368 3FG, .817 FT), 3.7

REGULAR SEASON CAREER HIGH

MIN	48	vs. WAS	4/14/15
FGM	12 (2x)	at WAS	3/25/15
FGA	25	vs. WAS	4/14/15
3PM	6 (2x)	at LAC	11/6/19
3PA	10 (4x)	vs. SAC	12/23/15
FTM	12	vs. CLE	2/6/15
FTA	15	vs. CLE	2/6/15
OR	5 (2x)	vs. ATL	4/6/14
DR	10	vs. PHI	12/14/12
TR	11 (2x)	at OKC	2/19/16
AST	12	vs. CLE	2/27/15
STL	5 (3x)	vs. MIN	11/25/13
TO	8	at MEM	1/21/13
BLK	4	vs. LAL	12/28/10
PTS	37	vs. POR	2/7/14

POSTSEASON CAREER HIGH

MIN	45	at MIA	5/22/13
FGM	11	vs. DAL	4/25/10
FGA	17	at NYK	5/5/13
3PM	5 (2x)	vs. NYK	5/11/13
3PA	12	vs. NYK	5/11/13
FTM	11	vs. MEM	4/17/11
FTA	13	vs. MEM	4/17/11
OR	3 (3x)	at BOS	5/3/19
DR	7 (5x)	vs. TOR	5/23/19
TR	8	vs. TOR	5/23/19
AST	10	vs. ATL	5/1/13
STL	5	at MIA	5/22/13
TO	5	at MIA	5/15/12
BLK	2 (2x)	vs. DET	4/17/19
PTS	29	vs. DAL	4/25/10

NBA REGULAR SEASON STATISTICS

Year	Team	G	GS	MIN	FGM-A	3PM-A	FTM-A	OFF	DEF	REB	AST	STL	BLK	TO	PTS	RPG	APG	PPG
08-09	SAN	77	7	1270	150-372	24-73	114-146	30	128	158	136	45	21	74	438	2.1	1.8	5.7
09-10	SAN	78	43	2276	353-738	75-188	183-237	42	163	205	226	69	26	101	964	2.6	2.9	12.4
10-11	SAN	76	5	2148	287-633	77-204	233-270	24	175	199	193	66	21	99	884	2.6	2.5	11.6
11-12	IND	50	9	1214	168-380	54-147	91-117	31	120	151	145	42	17	52	481	3.0	2.9	9.6
12-13	IND	76	76	2620	386-871	130-353	174-213	47	237	284	355	81	26	116	1076	3.7	4.7	14.2
13-14	IND	76	76	2434	272-616	95-260	142-176	53	230	283	265	75	23	92	781	3.7	3.5	10.3
14-15	IND	43	36	1267	255-535	69-193	113-143	25	154	179	220	44	14	69	692	4.2	5.1	16.1
15-16	IND	74	73	2524	326-740	128-315	114-150	58	240	298	259	83	17	101	894	4.0	3.5	12.1
16-17	UTH	49	49	1544	289-606	94-233	157-196	23	144	167	204	50	11	85	829	3.4	4.2	16.9
17-18	SAC/CLE	67	60	1812	236-513	85-205	110-140	42	139	181	186	61	27	88	667	2.7	2.8	10.0
18-19	MIL/CLE	60	13	1302	170-376	48-153	70-85	39	109	148	135	52	8	51	558	2.5	2.3	7.6
19-20	MIL	59	2	1271	194-376	81-176	85-101	50	127	177	180	47	5	57	554	3.0	3.1	9.4
Career	--	785	449	21743	3088-6756	960-2500	1586-1974	464	1966	2430	2504	715	216	985	8718	3.1	3.2	11.1

rebounds, 4.6 assists and 1.1 steals in 34.5 minutes. Scored 10+ points in 61 games and 20+ times. Notched 10 or more rebounds in one contest. Recorded five-plus assists in 39 games and 10+ twice. Posted three double-doubles. Led the team in assists per game. Seventh in the NBA with an assist to turnover ratio of 3.04. Dished out a career-high 355 assists during the season, which were more than 338 assists he recorded in the past two seasons combined. Made a career-high 130 three-pointers by the end of the season. Finished the season with a career-best 81 steals. Hit the 3,000-point mark and totaled 3,843 career-points at the conclusion of the season. Dished out career assist number 1,000 and ended the season with 1,055 career



assists. Scored a season-high 29 points (11-17 FG, 2-4 3FG, 5-5 FT) and added seven assists, five boards, and one steal at Minnesota (11/9/12). Posted five rebounds, five assists and 19 points (7-13 FG, 1-4 3FG, 4-5 FT), which included a game-winner with one tenth of a second left in a win at L.A. Lakers (11/27/12). Recorded his first double-double of the season with 15 points (5-15 FG, 3-9 3FG, 2-3 FT) and a season-high 10 assists vs. Denver (12/7/12). Grabbed a season-high 10 rebounds to go with 15 points (6-13 FG, 2-4 3FG, 1-1 FT) and nine assists for a near triple-double in a win vs. Philadelphia (12/14/12). Matched his season-high with 10 assists and added 17 points (5-15 FG, 3-7 3FG, 4-4 FT) vs. Brooklyn (4/12/13). Missed five games. Did not dress in one game due to a right groin strain (12/31/12). Did not play in the following two games due to coach's decision (1/2/13, 1/4/13). Did not dress in one game due to a left groin strain (3/25/13). Inactive in the final game of the season (4/17/13). **2011-12:** Averaged 9.6 points, 2.9 assists, 3.0 rebounds and 25.5 minutes a game in his first season with the Pacers. Made nine starts, averaging 13.9 points, 5.3 assists and 3.7 rebounds per game in 32.6 minutes per outing. In contrast, he averaged 8.7 points, 2.4 assists and 2.9 rebounds per game in 23.9 minutes per appearance as a reserve. The Pacers won each of his first seven starts and were 7-2 with him in the starting lineup. As a starter, he shot nearly 45.0 percent from the floor, better than 35.0 percent from three-point range (.353) and almost 78.0 percent from the foul line. Passed out a season-best eight assists in the win over the Bucks, 4/19. Topped the 20-point mark three times, including a season-high 24 points at Milwaukee, 3/24. Collected a season-high five steals in Indiana's win at Toronto, 1/13. Missed a total of 16 games due to illness or injury, including the first 12 of February with a chip fracture in his left ankle and two in March with a sprained left shoulder. He also missed the game with Detroit, 4/23, after aggravating the injury to his shoulder. Sat out the Pacers' first game in Philadelphia, 1/9, with a sore lower back. **2010-11:** With San Antonio, averaged 11.6 points (4.53 FG, .377 3FG, .863 FT), 2.6 rebounds, 2.5 assists, and 28.3 minutes in 76 games (five starts). As a starter, averaged 16.8 points (.483 FG, 5-14 3FG, 23-28 FT), 3.4 rebounds, 4.4 assists and 1.2 steals in 31.4 minutes in five games. As a reserve, averaged 11.3 points (.450 FG, .379 3FG, .868 FT), 2.6 rebounds and 2.4 assists in 28.0 minutes in 71 games. Posted double-figure scoring in 49 games with seven games of 20+ points and one game of 30+ points. Led the team in scoring seven times, rebounding once, assists six times, steals 15 times and blocks nine times. Ranked 17th in the NBA in free throw percentage. Tied his then career-high and marked his season-high with 30 points (9-12 FG, 11-12 FT) at Memphis (3/27/11). Posted 29 points (10-16 FG, 4-7 3FG, 5-5 FT) and four assists in a win vs. Phoenix (4/3/11). **2009-10:** In 78 games (43 starts) with the Spurs, averaged 12.4 points (.478 FG, .399 3FG, .772 FT), 2.6 rebounds, 2.9 assists and 29.2 minutes. As a starter, averaged 15.8 points (.486 FG, .392 3FG, .752 FT), 3.2 rebounds and 3.7 assists in 35.2 minutes in 43 games. As a reserve, averaged 8.7 points (.461 FG, .413 3FG, .813 FT), 2.1 rebounds, 2.1 assists and 1.0 steal in 23.3 minutes in 35. Missed four games due to a strained right peroneal tendon (4/6-4/12/10). Scored 10+ points 50 times, 20+ nine times and 30+ once. Recorded 10+ assists in one game. Dished out nine assists to go with 23 points (7-16 FG, 9-9 FT) and four rebounds for a near double-double in a win at Sacramento (2/3/10). Recorded a season-high 11 assists and added 14 points for his lone double-double in a win vs. LA Clippers (3/13/10). Scored 27 points (9-14 FG, 2-3 3FG, 7-9 FT) and grabbed five boards

in a win at Oklahoma City (3/22/10). Posted a career and season-high 30 points (11-15 FG, 2-2 3FG, 6-6 FT), seven assists and a career-high five steals vs. Houston (3/31/10). **2009-10:** Averaged 5.7 points (.403 FG, .329 3FG, .781 FT) and 2.1 rebounds in 16.5 minutes over 77 games (seven starts) during his rookie season with San Antonio. As a starter, averaged 9.7 points, 3.3 rebounds and 3.4 assists in 27.9 minutes. Scored 10+ points 17 times and 20 or more points three times on the season. Led the team in scoring in three times and assists nine times. Scored a season-high 23 points (7-13 FG, 2-2 3FG, 7-10 FT) and added four assists and three steals in a win vs. Utah (11/21/08). Posted his first career double-double with 19 points (7-16 FG, 5-6 FT) and 11 rebounds in a win vs. Chicago (11/26/08).

CAREER POSTSEASON

Appeared in 127 playoff games (91 starts) for San Antonio, Indiana, Utah, Cleveland, and Milwaukee, averaging 12.1 points, 3.2 rebounds and 2.7 assists in 32.0 minutes per contest while shooting 45.3 percent from the floor, 37.0 percent from deep, and 80.2 percent from the foul stripe. **2020:** Played in each of the Bucks' 10 playoff games in 2020 (one start), averaging 9.5 points, 3.1 assists, and 2.4 rebounds in 26.8 minutes per contest. Hill shot .478 from the field, .357 from deep, and .808 from the foul line. Scored in double-figures five times, including a 16-point performance against Orlando (8/18). **2019:** Played in each of Milwaukee's 15 playoff games during its run to the Eastern Conference Finals. Averaged 11.5 points, 3.5 rebounds and 2.8 assists in 26.3 minutes per game. Shot 53.4 percent from the field and 41.7 percent from beyond the arc. Had 21 points (9-12 FG, 2-3 3FG) in Game 3 at Boston. Dropped 24 points (7-9 FG, 3-4 3FG) and had seven rebounds at Toronto in Game 3 of the Eastern Conference Finals. Scored in double figures nine times. Had 20+ points twice. **2018:** Played in 19 games (18 starts) with the Cavaliers during their run to the NBA Finals while averaging 9.2 points, 2.2 rebounds and 2.2 assists in 29.3 minutes per game. Scored 20 points on 7-of-12 (.583) shooting from the field in 34 minutes against Boston during Game 6 of the Eastern Conference Finals on May 25. **2017:** In eight games (all starts) with Utah and averaged a postseason career-high 15.6 points on 46.9 percent shooting from the field, 4.1 rebounds and 3.6 assists in 35.1 minutes. Scored in double figures in seven games and 20+ points in two games. Recorded 26 points (9-15 FG, 4-6 3FG, 4-6 FT), three rebounds, three assists and one steal vs. LA Clippers on 4/21. **2016:** Played in seven games (all starts) with Indiana. Averaged 13.6 points on a playoff career-high 56.1 percent shooting from the field (48.1 percent from three), 2.7 rebounds and 2.1 assists in 33.6 minutes. Scored 22 points (9-11 FG, 2-4 3FG, 2-2 FT) and added four rebounds and three assists in a win vs. Toronto (4/23). Tallied 19 points (8-11 FG, 3-4 3FG) in Game 7 of the opening round at Toronto (5/1). **2014:** In his 19 appearances (all starts) during the Pacers' run to the ECF, he averaged 12.1 points, 3.8 rebounds, 3.0 assists and 1.2 steals in 36.2 minutes. Opened the Eastern Conference Semifinals up with a playoff-high 18 points (6-11 FG, 3-6 3FG, 3-5 FT), four rebounds and one assist vs. Washington on 5/7. **2013:** Appeared in 18 games (all starts) with Indiana during their Eastern Conference Finals run. Averaged 14.6 points, 3.7 rebounds, a playoff career-high 4.3 assists and 1.2 steals in 38.1 minutes. Posted his first career playoff double-double with 15 points and 10 rebounds in 36 minutes against Atlanta on 5/1. Scored in double-figures 15 times and 20+ points three times. Recorded his 2013 postseason high with 26 points (9-14 FG, 2-6 3FG, 6-9 FT) and tallied three boards, four assists and a steal in another win vs. New

York (5/14). **2012:** Played in 11 games (all starts) with the Pacers, averaging 13.5 points, 2.3 rebounds, 2.9 assists and 1.2 steals in 31.5 minutes. **2011:** Appeared in six games (one start) with San Antonio and averaged 11.7 points, 5.0 rebounds, 2.3 assists and 1.5 steals in 31.5 minutes. **2010:** Played in 10 games (eight starts) with the Spurs. Recorded a postseason career-high 29 points on 11-of-16 (.688) shooting from the field, including 5-of-6 (.833) from deep, four rebounds and two steals in 45 minutes against Dallas on 4/25. Averaged 13.4 points and 3.1 rebounds in 34.4 minutes. **2009:** With San Antonio, he played in four games and averaged 5.8 points and 2.0 rebounds in 19.0 minutes.

COLLEGE

An early entry candidate in the 2008 NBA Draft (following his redshirt junior season), he was the first player in school history to be selected in the NBA Draft. He finished fourth in IUPUI Jaguars history in scoring with 1,619 career points. **2007-08 (Senior):** Named the Summit League Player of the Year, he earned AP Honorable Mention All-American honors after averaging 21.5 points, 6.8 rebounds, 4.3 assists, 1.78 steals and 36.8 minutes per game in 32 appearances. He shot 54.5 percent (220-404) from the field, 45.0 percent (79-109) from three-point range and 81.2 percent (199-245) from the line. He led the Summit League, and ranked 16th in the nation, in scoring. He also ranked among league leaders in rebounding (fifth), assists (fifth), steals (third) and three-point field goal percentage (fourth). **2006-07 (Junior):** He broke his right foot in the second game of the season vs. Kent State, 11/11, and returned for a three-game stint in December before being forced to miss the remainder of the season due to the injury. Including his 19 points and 15 rebounds vs. Fairleigh Dickinson, 12/29, he averaged 14.6 points, 5.4 rebounds, 4.7 assists and 28.4 minutes per game in five appearances. **2005-06 (Sophomore):** Named to the All-Mid-Continent Conference First Team, he averaged 18.9 points, 6.0 rebounds, 3.6 assists, 1.69 steals and 35.1 minutes per game. One of two players to start all 29 games for the Jaguars, he scored in double-figures 25 times with 20+ points 17 times. He tallied a season-high 32 points to go along with 15 rebounds vs. Urbana, 12/19. He set a school record by shooting 10-for-10 from the field (finishing with 23 points, 10 rebounds and six assists) vs. Missouri-Kansas City, 1/21. He earned Academic All-Mid-Continent Conference honors. **2004-05 (Freshman):** He earned a spot on the Mid-Continent Conference All-Newcomer team by averaging 10.7 points, 4.5 rebounds, 2.2 assists and 1.41 steals per game. He shot 52.3 percent (114-218) from the field, 41.2 percent (21-51) from deep and 70.9 percent (61-86) from the foul line. He started 21 of 29 games and led the team in free throws made. He scored in double figures 15 times with a high of 26 points vs. Chicago State, 2/22. He added a career-high 11 assists and four steals vs. Chicago State. He also scored 26 points (10-11 FG) in 37 minutes at Huntington, 11/24. He finished with 16 points and a career-best 16 rebounds vs. Oakland on 1/8.

PERSONAL

Enjoys soul food and in his free time can be found fishing or working on old cars. Led a clinic, focused on developing basketball skills, for 240 underserved youth from the Granite Education Foundation in Sep. 2016. Hosted an event benefitting military families during the holiday season in Indiana. Received the Majory Taylor Award from the Indiana Black Expo, which recognizes sports figures who make significant contributions to local youth. An only child and became the first member of his family to attend college.



42 AL HORFORD

POSITION: Center HEIGHT: 6-9 WEIGHT: 240

NBA Years
14th NBA Season

Prior to NBA
Florida

Birthdate
6/3/86

Birthplace
Puerto Plata, Dominican Republic

Acquired
From Philadelphia along with the draft rights to Théo Maledon (selected 34th overall), the draft rights to Vasilije Micić (originally selected 52nd overall by Philadelphia in the 2014 NBA Draft) and a 2025 first-round draft pick in exchange for Terrance Ferguson, Danny Green and Vincent Poirier on 12/8/20.



CAREER AVERAGES

Appeared in 853 career NBA games (843 starts) with Atlanta, Boston and Philadelphia and averaged 13.9 points, 8.3 rebounds, 3.3 assists and 1.18 blocks in 32.6 minutes per game.

2019-20 AVERAGES

With Philadelphia, appeared in 67 games (61 starts) and averaged 11.9 points, 6.8 rebounds and 4.0 assists in 30.2 minutes per contest.

2019-20 NOTES

Recorded 42 outings scoring in double figures and notched seven 20+ scoring efforts. Grabbed double-digit boards in 10 games. Logged six double-doubles. Produced back-to-back 20-point double-doubles after registering 22 points, 10 rebounds and seven assists on 3/7 at Golden State and following that performance with 20 points, 10 rebounds, six assists and two blocks on 3/11 vs. Detroit. Finished two points shy of his career-best with a season-high 32 points, five rebounds, four assists, two steals and a block on 11/4 at Phoenix, shooting 13-for-20 from the field and 5-for-8 from beyond the arc. Dished out a season-leading nine assists along with 16 points, seven rebounds and perfect 4-of-4 shooting from three-point range. Blocked a season-best four shots to go with his nine rebounds on 10/28 at Atlanta. Grabbed a season-high 16 boards on 10/30 vs. Minnesota to go with his 12 points and four assists. Made his Sixers debut on 10/23, facing off against his former team, Boston. Missed four games due to left knee soreness. Sat out two games on rest.

NBA CAREER

2018-19: Appeared in 68 games (all starts) with Boston and averaged 13.6 points, 6.7 rebounds, 4.2 assists and 1.3 blocks in 29.0 minutes per game. Shot 53.5 percent from the field, 36.0 percent from three and 82.1 percent from the free throw line. Netted a season-high 24 points against Toronto on 1/16 to go along with seven rebounds, one assist and two blocks. Notched a season-high 17 rebounds on 2/21 to go along with 21 points against Milwaukee. Handed out a season-high 10 assists on 4/1 against Miami to go along with 19 points and 11 rebounds. **2017-18:** Appeared in 72 games (all starts) with Boston and averaged 12.9 points, 7.4 rebounds, 4.7 assists, and 1.08 blocks in 31.6 minutes per game. Shot 48.9 percent from the

field, 42.9 percent from three and 78.3 percent from the free throw line. netted a season-high 27 points against Milwaukee on 10/26 to go along with nine rebounds and four assists. Notched a season-high 13 rebounds on 10/24 to go along with 13 points against New York. Tied his season-high with 13 rebounds against San Antonio on 10/30. Handed out a career-high 11 assists against Phoenix on 12/2 to go along with 14 points. Scored 21 points and grabbed 11 boards against Charlotte on 12/27. Named to his fifth All-Star game as a reserve for the 2017 NBA All-Star Game in Los Angeles. Hit the game-winning shot against Portland on 2/4 as he recorded 22 points, 10 boards and five assists. Scored his 10,000th career point against Chicago on 3/5. Set a new season-high with 14 boards to go along with 10 points against Washington on 4/10. Missed a total of nine games due to injury. Missed two games due to the NBA Concussion Protocol (11/8-11/10/17). Missed one game due to concussion monitoring (1/24/18). Missed two games due to rest (12/13/17, 4/6/18). Missed one game due to left calf soreness (1/6/18). Missed two games due to illness (3/11-3/14/18). Missed one game due to a left ankle sprain (3/28/18). Recorded 54 games with 10 or more points and 11 games with 20 or more points. Recorded 14 games of 10 or more rebounds and two games of 10 or more assists. Recorded a team-high 15 double-doubles on the season. Led of tied for the team lead in scoring five times, in rebounds 29 times, in assists 29 times, in steals 10 times, in blocks 33 times and in minutes 12 times. **2016-17:** In his first season with the Celtics, averaged 14.0 points (.473 FG, .355 3FG, .800 FT), 6.8 rebounds, a career-high 5.0 assists, 1.3 blocked shots and 32.3 minutes in 68 games (all starts). His 5.0 assists led all NBA centers. Was also the first Celtics center to average that many assists per game in a season since Dave Cowens did so in 1976-77. Led the team in rebounds 26 times, more than any other player on the team. Also led the team in assists 22 times, and in blocks on 35 separate occasions. Scored a season-high 27 points on 11-of-16 shooting at Philadelphia on 3/19 for one of his 11 games of 20+ points. Recorded seven double-doubles, including a 17-point, 14-rebound performance at Memphis on 12/20. Hauled in a season-high 15 rebounds and scored 13 points vs. LA Clippers on 2/5. Matched his



REGULAR SEASON CAREER HIGH

MIN.....53.....vs. SEA.....11/16/07
FGM.....15 (2x).....vs. CHI.....1/9/16
FGA.....24 (2x).....at POR.....11/2/19
3PM.....5 (4x).....at MIL.....2/6/20
3PA.....12.....at MIL.....2/6/20
FTM.....10 (2x).....vs. BOS.....1/25/13
FTA.....13.....at CHI.....11/11/08
OR.....9.....vs. SAS.....3/21/10
DR.....17 (2x).....at IND.....12/26/09
TR.....22 (2x).....at DET.....2/25/13
AST.....11.....vs. PHX.....12/2/17
STL.....5 (3x).....at LAL.....3/15/15
TO.....7.....at MIA.....11/19/13
BLK.....7.....vs. SAC.....1/17/11
PTS.....34 (2x).....vs. WAS.....12/13/13

PLAYOFF CAREER HIGH

MIN.....46.....at BOS.....5/10/12
FGM.....13.....vs. MIL.....4/28/18
FGA.....21.....vs. MIL.....4/28/18
3PM.....4.....at WAS.....5/4/17
3PA.....8.....vs. MIL.....5/6/19
FTM.....13.....vs. MIL.....4/15/18
FTA.....14.....vs. MIL.....4/15/18
OR.....8.....vs. WAS.....5/3/15
DR.....14.....vs. MIL.....5/2/10
TR.....17.....vs. WAS.....5/3/15
AST.....10.....vs. WAS.....4/30/17
STL.....5.....vs. PHI.....5/9/18
TO.....7.....at BOS.....5/10/12
BLK.....5 (3x).....vs. BOS.....4/19/16
PTS.....26 (3x).....vs. PHI.....4/30/18

NBA REGULAR SEASON STATISTICS

CAREER REGULAR SEASON STATISTICS																
Year	Team	G	GS	MIN	FGM-A	3PM-A	FTM-A	OFF	DEF	REB	AST	STL	BLK	TO	PTS	RPG
07-08	ATL	81	77	2540	333-668	0-5	155-212	248	537	785	124	60	76	137	821	9.7
08-09	ATL	67	67	2242	312-594	0-1	149-205	145	479	624	163	53	95	103	773	9.3
09-10	ATL	81	81	2845	467-847	1-1	213-270	236	563	799	189	59	91	122	1148	9.9
10-11	ATL	77	77	2704	513-921	2-4	150-188	182	536	718	266	59	80	119	1178	9.3
11-12	ATL	11	11	348	57-103	0-1	22-30	26	51	77	24	10	14	16	136	7.0
12-13	ATL	74	74	2757	576-1060	3-6	134-208	195	562	757	240	78	78	147	1289	10.2
13-14	ATL	29	29	958	238-420	4-11	58-85	66	178	244	76	27	44	64	538	8.4
14-15	ATL	76	76	2318	519-965	11-36	107-141	131	413	544	244	68	98	100	1156	7.2
15-16	ATL	82	82	2631	529-1048	88-256	103-129	148	448	596	263	68	122	107	1249	7.3
16-17	BOS	68	68	2193	379-801	86-242	108-135	95	370	465	337	52	86	115	952	6.8
17-18	BOS	72	72	2277	368-753	97-226	94-120	103	427	530	339	43	78	132	927	7.4
18-19	BOS	68	68	1973	387-723	73-203	78-95	120	338	458	283	59	86	102	925	6.7
19-20	PHI	67	61	2026	319-709	99-283	61-80	103	353	456	270	52	61	80	798	6.8
Career	--	853	843	27811	4997-9612	464-1275	1432-1898	1798	5255	7053	2818	688	1009	1344	11890	8.3
																13.9

career high of 10 assists on two occasions this season, most recently on 3/1 against Cleveland. Made his Celtic debut against the Brooklyn Nets on 10/26 and recorded 11 points, five rebounds, six assists and four blocks in 27:08. recorded his 700th career block on 10/26 against Brooklyn. Missed nine games with a concussion but made his return to the court against Detroit on 11/19. In the game against Detroit he recorded both the game-winning lay-up and blocked a shot as the clock expired while finishing the contest with 18 points, 11 rebounds, five assists, two steals and three blocks. **2015-16:** Appeared in 82 games (all starts) with Atlanta and averaged 15.2 points, 7.3 rebounds, 3.2 assists and 1.5 blocks in 32.1 minutes, shooting 50.5 percent from the field, 34.4 percent from three and 79.8 percent from the line. Ranked 17th in the NBA in blocks per game, tied for 24th in shooting percentage and tied for 39th in rebounds per game. Scored in double-figures 74 times, including 14 20-point games (two 30-point nights). Had 18 double-digit rebound games. Had 17 double-doubles (seven 20-point/10 rebound contests). Led the team in scoring 14 times, rebounds on 23 occasions and assists 14 times. Posted single season career-highs in threes (88), free throw percentage (tied), blocks per game, games played and starts. Led the club in field goals (529), shooting percentage (tied), games played and starts, while ranking second in rebounds per game and blocks per game, third in points per game, fourth in made threes and assists per game, and fifth in free throws made (103). Recorded 33 points, 10 rebounds, six assists, four blocks and one steal (career-high tying 15- 21 FG, 1-3 3FG, 2-2 FT) against Chicago (1/9). Had 30 points, 14 rebounds, two assists, one steal and one block (11-15 FG, career-high 5-7 3FG, 3-4 FT) at Houston (12/29). Named to the Eastern Conference All-Star team, his fourth appearance (second straight) in the midseason classic. **2014-15:** Saw action in 76 games (all starts) with the Hawks, averaging 15.2 points, 7.2 rebounds, 3.2 assists and 1.3 blocks in 30.5 minutes (.538 FG, .759 FT), while being named to his third NBA All-Star Game. Ranked sixth in the NBA in shooting percentage tied for 17th in field goals (519), tied for 22nd in blocks per game and tied for 38th in rebounds per game. Scored in double figures 65 times, including 19 20-point efforts. Grabbed double-digit rebounds on 16 occasions. Had 14 double-doubles (seven 20 point/10 rebound games), including one triple-double. Team leader in shooting percentage and blocks per game, while ranking second in rebounds per game, and third in points per game and assists per game. Tied a career-best with five steals adding 21 points, five rebounds, three assists and one block at the LA Lakers (3/15). Recorded his first career triple-double with 21 points, 10 rebounds, a career-high tying 10 assists and one block (8-10 FG, 5-6 FT) at Philadelphia on 1/13. Named NBA Eastern Conference Player of the Week twice (12/15-12/21 and 1/12-1/18).

Named Kia NBA co-Eastern Conference Player of the Month for January. Missed one game due to illness (12/30) and one due to family reasons (2/28). **2013-14:** Appeared in 29 games (all starts) with Atlanta, averaging 18.6 points, 8.4 rebounds, 2.6 assists and 1.52 blocks in 33.0 minutes per game, shooting 56.7 percent from the field. Recorded nine double-doubles (five 20-point/10-rebound games). Hit double figures 28 times, including 13 20-point outings (one 30-point game). Registered his third career 30-point/15 rebound game with a career-high tying 34 points (career-best 15-23 FGs) and 15 boards in 41 minutes against Washington (12/13). Missed the final 53 games due to a torn right pectoral muscle (12/28-4/16) and subsequent surgery (in Atlanta on 12/31). **2012-13:** Played and started in 74 contests with the Hawks and averaged 17.4 points, a career-best 10.2 rebounds, 3.2 assists, 1.1 blocks and 1.1 steals in 37.2 minutes, shooting 54.3 percent from the floor and 50.0 percent from three). Finished sixth in the NBA in double-doubles, eighth in rebounds per game, 10th in field goal percentage, tied for 25th in points per game and 30th in blocks per game. Recorded 43 double-doubles (20 20-point/10 rebound games), including one point/assist. **2011-12:** Appeared in 11 contests (all starts) with Atlanta, averaging 12.4 points, 7.0 rebounds, 2.2 assists, 1.3 blocks and 0.9 steals in 31.6 minutes, shooting 55.3 percent from the floor and 73.3 percent from the line. Missed 55 games due to a torn left pectoral muscle (suffered 1/11 at Indiana) and subsequent surgery. **2010-11:** Appeared in 77 games (all starts) with Atlanta and posted averages of 15.3 points, 9.3 rebounds, 3.5 assists, 1.0 blocks and 0.8 steals in 35.1 minutes, shooting 55.7 percent from the field, 50.0 percent from long range and 79.8 percent from the charity stripe. Ranked fifth in the NBA in shooting percentage, 28th in blocks and 16th in efficiency (22.5). One of the top all-around rebounders in the league, finishing 11th in rebounds, seventh in defensive rebounds (7.0) and tied for 24th in offensive rebounds (2.4). Had 36 double-doubles (tied for ninth in NBA), including 1 20/20 game. Named Third-Team All-NBA and earned his second straight All-Star appearance. **2009-10:** Became the first Hawks draft pick to earn an All-star berth since Kevin Willis. Contributed 14.2 points, 9.9 rebounds, 2.3 assists, 1.1 blocks and 0.7 steals in 35.1 minutes, shooting 55.1 percent from the field and 78.9 percent from the line, appearing in 81 games (all starts). Ranked eighth in the NBA in shooting percentage, 10th in rebounds, tied for ninth in offensive rebounds (2.9) and 26th in blocks. Had a team-leading 39 double-doubles (tied for 11th in the NBA). **2008-09:** Started all 67 games he played in with the Hawks, averaging 11.5 points, 9.3 rebounds, 2.4 assists, 1.4 blocks and 0.8 steals in 33.5 minutes, shooting 52.5 percent from the field - 15th in the NBA and 72.7 percent from the charity stripe. **2007-08:** The only player unanimously selected to the NBA All-

Rookie First Team (and runner-up for Rookie of the Year honors). Nearly averaged a double-double during his first year. Became the first Atlanta draftee to earn first team honors since Stacey Augmon in 1991-92. Averaged 10.1 points, 9.7 rebounds, 1.5 assists, 0.9 blocks, 0.7 steals and 31.4 minutes in 81 games (77 starts). Earned three Eastern Conference Rookie of the Month awards. Ranked in a tie for 11th in the NBA in rebounds, tied for 11th in offensive rebounds (3.1), tied for 21st in defensive rebounds (6.6), 31st in shooting percentage and tied for 39th in blocks. Led all first-year players in rebounds per game, double-doubles (25) and efficiency (16.5).

CAREER POSTSEASON

Appeared in 124 career playoff games (122 starts),

averaging 13.6 points, 8.1 rebounds, 3.5 assists and 1.19 blocks in 34.6 minutes per contest, shooting 50.1 percent from the floor. **2019:** Led the Celtics to the second round. Appeared in nine games (all starts) and averaged 13.9 points, 9.0 rebounds, 4.4 assists and 0.8 blocks in 34.4 minutes per game. Shot 41.8 percent from the field, 40.9 percent from three and 83.3 percent from the free throw line. **2018:** Appeared in 19 games (all starts) with the Celtics and averaged 15.7 points, 8.3 rebounds, 3.3 assists, 1.00 steals and 1.16 blocks in 35.7 minutes per game. Shot 54.4 percent from the field, 34.9 percent from three and 82.7 percent from the free throw line. **2017:** Appeared in 18 games (all starts) with Boston, averaging 15.1 points, 6.6 rebounds, 5.4 assists and shot 58.4 percent from the field and 51.9 percent from three.



2016: Averaged 13.4 points, 6.5 rebounds, 3.1 assists, 1.2 steals and 2.4 blocks in 32.7 minutes per games over ten games (all starts) in the playoffs with Atlanta against Boston and Cleveland. **2015:** Posted 14.4 points, 8.6 rebounds, 3.7 assists and 1.4 blocks in 32.6 minutes (.507 FG, .750 FT) while starting all 16 playoff games with the Hawks. Averaged a double-double (14.3 points, 10.0 rebounds, 3.8 assists, 1.2 blocks and 1.0 steals) in the First Round Playoff series vs. Brooklyn and followed it up with a team-leading 16.8 points, 9.8 rebounds and 2.3 blocks (also 4.3 assists and 1.0 steals) in the Eastern Conference Semifinals win over Washington. Tallied 17 points and postseason career-highs of 17 rebounds and seven assists (also vs. Brooklyn on 4/22) vs. Washington (5/3). Also tied playoff career-bests during the Washington series with three steals (5/5) and five blocks (5/13). **2013:** Played and started in all six games of the Hawks' 2013 first-round postseason loss to Indiana, averaging 16.7 points, 8.8 rebounds, 3.0 assists and 1.0 steals in 36.3 minutes, shooting 49.4 percent from the floor and 66.7 percent from the line. **2012:** Played in three games of the Hawks' 2012 first-round loss to Boston (missed the initial three contests due to continued rehab for a torn left pectoral), and averaged 15.3 points, 8.3 rebounds, 2.7 assists, 1.3 steals and 1.3 blocks in 36.0 minutes (.588 FG, .750 FT). In Game Five at Phillips Arena, in his first start since 1/11, put in 19 points, 11 rebounds, three assists, three steals and three blocks (8-15 FG, 3-4 FT), helping lead the Hawks to an 87-86 win. **2011:** In starting all 12 postseason contests with Atlanta in 2011 against Orlando and Chicago, compiled 11.3 points, 9.6 rebounds, 3.5 assists and 1.0 blocks in 39.0 minutes, shooting 42.3 percent from the field and 76.9 percent from the free throw line. **2010:** Started all 11 contests in the Hawks' 2010 postseason vs. Milwaukee and Orlando, and averaged 14.6 points, 9.0 rebounds, 1.8 assists and 1.7 blocks in 35.3 minutes, shooting 52.3 percent from the floor and 83.9 percent from the charity stripe. **2009:** Played and started in nine contests in the Hawks' 2009 Playoffs against Miami and Cleveland, and averaged 6.9 points, 5.8 rebounds and 2.0 assists in 28.0 minute, shooting 42.4 percent from the field. Suffered a sprained right ankle in Game 5 vs. Miami, and missed Game 6 of that series, as well as Game 2 in the second round vs. Cleveland. **2008:** Had an outstanding postseason series with Atlanta vs. Boston (2008 Playoffs), averaging 12.6 points, 10.4 rebounds, 3.6 assists and 1.0 blocks, shooting 47.2 percent from the floor and 74.1 percent from the free throw line. Became the 24th rookie in NBA history (first Hawk) to put up at least 20 points and 10 rebounds in his playoff debut.

COLLEGE

Capped off an outstanding collegiate career by helping the Florida Gators to their second straight national championship in 2007, as the Gators became

the first school to win back-to-back titles in 15 years. Finished career as the school's 35th all-time leading scorer with 1,123 points (career averages in 109 games (103 starts) – 10.3 points, 7.9 rebounds, 1.7 blocks, 58.6 percent from the field). Also ended his collegiate career among the top 10 leaders in blocked shots (189, second) and rebounding (864, seventh). Recorded 28 career double-doubles. Horford, Joakim Noah (Chicago) and Corey Brewer (Minnesota) were taken in the first nine picks of the 2007 Draft, which marked the first time three college teammates were selected that high. In his junior campaign (2006-07), in the title game, his 18 points and 12 rebounds led the Gators to an 84-75 victory over Ohio State (at the Georgia Dome, earning All-Tournament team honors for the second consecutive year. Third team All-America (by the Associated Press) and first team All-Southeastern Conference. Had career-bests of 13.2 points and 9.5 rebounds (team-high, second in the SEC), in addition to blocking 1.8 shots (60.8 percent shooting) in 38 games. Took home SEC Tournament MVP honors after totaling 18 points and 12 boards in the championship game win over Arkansas. As a sophomore (2005-06), tallied 11.3 points, a team-high 7.7 rebounds (sixth in the SEC) and 1.7 blocks (also sixth in the conference). The tandem of Horford and Noah dominated inside as the Gators won the school's first-ever NCAA basketball championship, cruising to a 73-57 win over UCLA. Named to the Final Four's all-tourney team. Exceeded expectations as a freshman (2004-05), averaging 5.6 points, 6.6 rebounds and 1.6 blocks (48.0 percent shooting) in 32 games.

PERSONAL

Married 2003 Miss Universe Amelia Vega in Santo Domingo (DR) on December 24, 2011. They have three children. His parents are Alfredo "Tito" Horford and Arelis Reynoso. Tito played four years in the NBA with Milwaukee (1988-90) and Washington (1993-94). Has three brother and two sisters. Has hosted youth basketball camps in Atlanta, Michigan and the Dominican Republic. The first player in the league to co-direct a night of programming at Atlanta's NBA TV studios. A two-time winner of the NBA's Community Assist Award (February 2008 and March 2011). In 2011, donated \$23,000 to Direct Relief International to help the people of Japan recover from the tsunami and earthquake. Has hosted holiday parties for underprivileged kids. Loves all types of music and is a very good ping-pong player. Considers his mom the person he admires the most. Enjoys eating white rice and black beans, beef and chicken dishes and sweet plantains. His favorite actor and actress are Denzel Washington and Jessica Alba. His favorite movie is "Dark Knight Rises" and top TV show is "Homeland". While growing up he lived in the United States, the Dominican Republic, Monaco and Brazil.



13 FRANK JACKSON

POSITION: Guard HEIGHT: 6-3 WEIGHT: 205

NBA Years

3rd NBA Season

Prior to NBA

Duke

Birthdate

5/4/98

Birthplace

Washington, D.C.

Acquired

Signed as a free agent on 12/4/20.

CAREER AVERAGES

Appeared in 120 career games (18 starts) with New Orleans, recording averages of 7.2 points, 1.8 rebounds and 1.1 assists in 16.4 minutes per contest while shooting 42.2 percent from the floor.

2019-20 AVERAGES

Appeared in 59 games (two starts) with New Orleans and averaged 6.3 points, 1.0 assist, and 1.4 rebounds in 13.5 minutes per contest while shooting 40.5 percent from the floor, 32.6 percent from three-point range and 74.7 percent from the line.

2019-20 NOTES


Scored in double-figures 15 times, including four games with 20 or more points. During the 2020 NBA Restart, appeared in all eight games (one start) with the Pelicans and averaged 10.8 points on 47.3 percent shooting from the field, 2.5 assists and 1.5 rebounds in 17.6 minutes per game, earning the second-highest net rating on the team (8.9) and the third-best assist to turnover ratio (3.33). Scored a career-high 31 points on 12-of-24 from the floor to go along with five dimes at Orlando on 8/13. Tallied 18 points on 8-of-11 shooting to go along with four assists at Sacramento on 8/11. Notched 11 points and a career-high six assists vs. LA Clippers on 8/1. Prior to the NBA restart, averaged 5.6 points and 1.4 rebounds in 51 games (one start). Notched 13 points and a career-high eight rebounds at Detroit on 1/13. Scored 22 points on 9-of-18 shooting at Boston on 1/11. Finished with 23 points (9-14 FG) and five rebounds vs. LA Clippers on 11/14. Scored 21 points on 8-of-10 from the field (4-of-6 from beyond the arc) and grabbed three rebounds vs. Denver (10/31).

NBA CAREER

2018-19: Appeared in 61 games (16 starts) with New Orleans, averaged 8.1 points, 1.1 assists, and 2.2 rebounds in 19.2 minutes per contest



while shooting 43.4 percent from the floor, 31.4 from long range and 74.0 from the stripe. Scored in double-figures 22 times. Scored 19 points and dished out a career-high seven assists vs. Houston on 3/24. Tallied 23 points on 10-of-18 shooting to go along with six rebounds at Atlanta (3/10). Scored 20 points on 9-of-20 from the field and grabbed six rebounds vs. Toronto on 3/8. Scored 16 points and tied a career high with seven rebounds at Denver on 3/2. Tallied 25 points on 10-of-20 shooting in 42 minutes at San Antonio on 2/2, setting career highs in each category. Made his first NBA start at Houston on 1/29, tallying 10 points and a career-high seven rebounds. Scored 15 points to go along with a career-high four assists and three steals vs. San Antonio on 1/26. Scored a then-career-high 19 points on 4-of-5 from the field (4-4 3FG, 7-7 FT) vs. Cleveland on 1/9. Notched 17 points on 7-of-10 from the field (3-of-5 from deep) in 19 minutes vs. Memphis (1/7). Scored in double-figures for the second consecutive game at Denver on 10/29, netting 10 points in 26 minutes



of action. Recorded his first double-digit scoring performance vs. Utah on 10/27, scoring 14 points while dishing out two assists. Tallied five points (2-3 FG) and two assists in his second NBA appearance vs. Sacramento on 10/19. **2017-18:** Missed the entire campaign after undergoing surgery to repair a right foot fracture (fifth metatarsal) on 9/1/17 and a scar tissue removal, debridement and injection to his right foot on 3/19/18.

NBA G LEAGUE CAREER

2018-19: Appeared in four games (three starts) on assignment with the Texas Legends, recording averages of 26.8 points, 3.3 rebounds and 2.8 assists in 33.3 minutes per contest, shooting 51.3 percent from the field and 90.0 percent from the charity stripe.

COLLEGE

2016-17: In one season at Duke, played in 36 games and made 16 starts. Averaged 10.9 points, 2.5 rebounds and 1.7 assists in 24.9 minutes per contest. Named to the All-ACC Tournament second team after averaging 13.0 points and shooting 51.5 percent from the floor to help Duke become the first team to win four games in as many days to capture the championship. Named ACC Rookie of the Week once (11/14). Included on the preseason watch list for the Bob Cousy Award. Put up an average of 14.5 points in two NCAA Tournament games. Led Duke in scoring six times and assists on four

REGULAR SEASON CAREER HIGH

MIN	42	at SAS	2/2/19
FGM	12	at ORL	8/13/20
FGA	24	at ORL	8/13/20
3PM	4 (4x)	at BOS	1/11/20
3PA	10	at BOS	1/11/20
FTM	8	vs. ATL	3/26/19
FTA	9 (2x)	vs. ATL	3/26/19
OR	4 (2x)	at DET	1/13/20
DR	7	at DEN	3/2/19
TR	8	at DET	1/13/20
AST	6 (2x)	at LAC	8/1/20
STL	2 (8x)	at MEM	1/20/20
TO	5	at BKN	11/4/19
BLK	1 (6x)	at CHI	2/6/20
PTS	24	at MIN	3/28/18

NBA REGULAR SEASON STATISTICS

Year	Team	G	GS	MIN	FGM-A	3PM-A	FTM-A	OFF	DEF	REB	AST	STL	BLK	TO	PTS	RPG	APG	PPG
18-19	NOP	61	16	1169	194-447	53-169	54-73	25	109	134	69	25	2	48	495	2.2	1.1	8.1
19-20	NOP	59	2	797	134-331	47-144	56-75	22	61	83	61	17	4	49	371	1.4	1.0	6.3
Career	--	120	18	1966	328-778	100-313	110-148	170	130	217	130	42	6	97	866	1.42	1.1	7.2

occasions. Scored in double figures 20 times and reached the 20-point mark in three games. Made the eighth-most three-pointers (51) and had the eighth-best three-point percentage (.395) in Duke freshman history.

HIGH SCHOOL

Ranked as the No. 10 overall recruit and No. 4 point guard in the 2016 high school class by ESPN. Also rated No. 12 overall by Rivals, No. 13 by 247 Sports and No. 18 by Scout. Selected to participate in the 2015-16 USA Basketball Men's Junior National Team Minicamp. Member of the U.S. Team that defeated World Select at the 2016 Nike Hoop Summit in Portland, Oregon. Named a 2016 McDonald's All-American, scoring 19 points on 7-of-11 shooting to earn co-MVP honors after leading the West to a 114-107 win; became the fifth Duke player to earn at least a share of the game's MVP award. Won the McDonald's All-American Game dunk contest, becoming the fourth Duke player to claim the title. Participated in the 2016 Jordan Brand Classic. A semifinalist for the 2016 Naismith Boys High School Player of the Year award. Named a second-team Naismith Trophy All-American, a Second Team MaxPreps All-American and a third-team USA Today All-USA selection as a senior. Earned inclusion on the Louisville Courier-Journal Super Five third team in 2016. Named Utah Mr. Basketball, Utah Gatorade Player of the Year and Salt Lake Tribune Player of the Year as a senior after averaging 28.1 points, 6.4 rebounds and 3.0 assists per game. Garnered inclusion on the USA Today All-USA Preseason Boys Basketball Team prior to his senior campaign. A 2015 NBPA Top 100 Camp participant. Scored 20 points at the 2015 Under Armour Elite 24 in Brooklyn to claim co-MVP honors. Averaged 26.9 points, 4.5 rebounds and 2.0 steals per game as a junior in 2015 to earn Fourth Team MaxPreps All-America honors. A first-team All-USA Utah selection, a first-team Class 5A coaches' all-state pick and a Salt Lake Tribune all-state honoree in 2015. Set a Lone Peak school record with a 54-point night on Dec. 18, 2014, in a win over Clark County (Nev.) at the Jerry Tarkanian Classic in Las Vegas. Led Lone Peak to its fourth consecutive Utah Class 5A state title – a first in

state history – in 2014 with an average of 17.9 points as a sophomore. Collected honorable mention MaxPreps Sophomore All-America accolades and Deseret News First Team 5A all-state honors in 2014. Finished his high school career with 2,079 points to rank sixth in Utah high school history.





44 JUSTIN JACKSON

POSITION: Forward HEIGHT: 6-7 WEIGHT: 220

NBA Years

4th NBA Season

Prior to NBA

North Carolina

Birthdate

3/28/95

Birthplace

Tomball, Texas

Acquired

From Dallas along with a 2023 second-round draft pick (best from either Dallas or Miami) and a 2026 second-round draft pick from Dallas and Trevor Ariza from Detroit in a three-team trade in exchange for sending James Johnson to Dallas on 11/27/20.



CAREER AVERAGES

Appeared in 214 career games (58 starts) with Sacramento and Dallas, recording averages of 6.5 points, 2.6 rebounds and 1.0 assist in 19.5 minutes per game, shooting 43.1 percent from the floor.

2019-20 AVERAGES

Appeared in 65 games (three starts) with Dallas, averaging 5.5 points and 2.4 rebounds in 16.1 minutes per contest, shooting 84.0 percent from the free throw line.

2019-20 NOTES

Scored in double figures 12 times, giving the Mavericks a 9-3 record when he did so. Led the team in steals seven times, in blocks five times and in rebounding once. On 2/22 at Atlanta, tied his season best in rebounding with another eight rebounds and 10 points. Set a season mark in rebounding on 2/1 vs. Atlanta, grabbing eight boards to go with his 10 points. On 12/1 at L.A. Lakers, finished with 15 points, shooting 6-for-10 from the field and 3-for-5 from long range. On 11/22 vs. Cleveland, scored a season-high 19 points and grabbed six rebounds, shooting 7-for-11 from the field, 4-for-6 from three and draining his only free throw attempt. On 11/9 at Memphis, went 6-of-10 from the floor and 4-of-7 from three-point range to tally 17 points and four rebounds. On 10/29 at Denver, was one of nine Mavericks players to score in double figures, tying a franchise record, as he produced 10 points on perfect 4-for-4 shooting from the field, including two shots from long range.

NBA CAREER

2018-19: Averaged 7.2 points, 2.6 rebounds, 1.2 assists and 19.9 minutes in 81 games (14 starts) with Sacramento and Dallas. Shot 44.7 percent (217-485) from the field, 35.5 percent (87-245) from three-point range and 78.5 percent (62-79) from the free throw line. In 29 games (11 starts) with Dallas, averaged 8.2 points, 2.3 rebounds and 1.0 assist in 18.3 minutes while shooting 48.4 percent (92-190) from the field, 37.2 percent (32-86) from three-point range and 72.4 percent (21-29) from the free throw line. Over Dallas's final 12 games of the season (3/20-4/10/19), averaged 13.4 points, 3.3 rebounds and 1.8 assists in 26.6 minutes while shooting 53.8 percent (61-119) from the floor, 38.5 percent (20-52) from deep and 76.5 percent (13-17) from the line (he started the team's final 11

games from 3/21-4/10/19). Logged four games with 20+ points (two with Dallas). Had nine games with 15+ points (six with Dallas). Tallied 24 games with 10+ points (10 with Dallas). Notched 22 points (9-12 FG, 4-7 3FG) in 25 minutes at Milwaukee (11/4/18). Scored a career-high 28 points (10-14 FG, 5-7 3FG, 3-3 FT) to go with five rebounds in 34 minutes vs. Golden State on 1/5/19. Acquired by Dallas with Zach Randolph from Sacramento in exchange for Harrison Barnes (2/7/19). Made Mavericks debut vs. Milwaukee (2/8/19) and had three points (1-3 FG, 1-1 3FG) in four minutes. He knocked down his first shot with Dallas (a three at the 4:12 mark of the fourth quarter vs. Milwaukee 2/8/19). Had 18 points (6-10 FG, 5-7 3FG, 1-2 FT) and five rebounds in 25 minutes at Washington on 3/6/19. He connected on his first five three-point attempts at Washington on 3/6/19 and finished 5-of-7 (.714) from deep on the night, tying his career-high for threes made. Recorded his first 20-point game with the Mavericks with 21 points (8-15 FG, 3-8 3FG, 2-2 FT), including 10 in second quarter, to go with four rebounds in 34 minutes at Portland (3/20/19). Made first start with Dallas (fourth of the season, 45th career) in return to Sacramento (3/21/19) and recorded a team-high 19 points (9-16 FG, 1-6 3FG), including 11 in first quarter, to go with five rebounds in 33 minutes. Posted a team-high 24 points (7-11 FG, 3-6 3FG, 7-8 FT), including 16 in third quarter, to go with six rebounds and three assists in 30 minutes vs. Philadelphia (4/1/19). Jackson's 16-point third quarter vs. Philadelphia (4/1/19) marked the highest-scoring quarter of his career. Registered 19 points (7-15 FG, 3-7 3FG, 2-2 FT), six rebounds and three assists in 32 minutes vs. Memphis (4/5/19). Eclipsed 1,000 career points with a layup at the 8:20 mark of the first quarter at Memphis (4/7/19) (the basket gave him five points for the game and 1,001 for his career). He scored 10+ points in each of Dallas's final four games of the season (19 vs. Memphis 4/3/19, 16 at Memphis 4/5/19, 10 vs. Phoenix 4/9/19, 14 at San Antonio 4/10/19), marking a new career-high double-figure scoring streak (he averaged 14.8 points in that stretch). **2017-18:** As a rookie with Sacramento, averaged 6.7 points, 2.8 rebounds, 1.1 assists and 22.1 minutes in 68 games (41 starts). Shot 44.2 percent (185-419) from the floor, 30.8 percent (57-185) from three and 72.2 percent (26-36 FTs) from the free throw line. As a starter, averaged 7.9 points (.482 FG, .317 3FG, .750 FT), 3.3 rebounds, 1.3 assists and 25.4 minutes in 41 games. As a reserve, averaged 4.8 points (.362 FG, .292 3FG, .667 FT), 2.0 rebounds and 17.3 minutes in 27 games. Logged one game with 20+ points. Tallied 17 games with 10+



REGULAR SEASON CAREER HIGH

MIN 42 at PHX 4/3/18
FGM 10 at GSW 1/5/19
FGA 16 at SAC 3/21/19
3PM 5 (2x) at WAS 3/6/19
3PA 8 at POR 3/20/19
FTM 7 vs. PHI 4/1/19
FTA 8 vs. PHI 4/1/19
OR 2 (23x) vs. MEM 3/6/20
DR 9 vs. MEM 10/24/18
TR 11 vs. MEM 20/24/18
AST 5 (3x) vs. IND 3/8/20
STL 4 (2x) at POR 2/27/18
TO 3 vs. BKN 3/1/18
BLK 2 (4x) vs. GSW 11/20/19
PTS 28 vs. GSW 10/24/18

PLAYOFF CAREER HIGH

MIN 9 at LAC 8/25/20
FGM 1 at LAC 8/25/20
FGA 3 at LAC 8/25/20
3PM - - -
3PA 2 at LAC 8/25/20
FTM 1 (2x) at LAC 8/25/20
FTA 2 (2x) at LAC 8/25/20
OR - - -
DR 2 at LAC 8/25/20
TR 2 at LAC 8/25/20
AST - - -
STL - - -
TO - - -
BLK - - -
PTS 3 at LAC 8/25/20

NBA REGULAR SEASON STATISTICS

Year	Team	G	GS	MIN	FGM-A	3PM-A	FTM-A	OFF	DEF	REB	AST	STL	BLK	TO	PTS	RPG	APG	PPG
17-18	SAC	68	41	1506	185-419	57-185	26-36	27	160	187	74	28	13	40	453	2.8	1.1	6.7
18-19	SAC/DAL	81	14	1613	217-485	87-245	62-79	44	168	212	96	32	14	29	583	2.6	1.2	7.2
19-20	DAL	65	3	1045	135-341	48-163	42-50	27	127	154	154	15	10	14	360	2.4	0.8	5.5
Career	-	214	58	4164	537-1245	192-593	130-165	98	455	553	553	75	37	83	1396	2.6	1.0	6.5

points. Became the first Kings rookie to start his first five professional games since DeMarcus Cousins in 2010. The only other Kings rookie from North Carolina to start their first five games was Kenny "The Jet" Smith. Recorded 19 points (7-12 FG, 2-4 3FG, 3-3 FT) in win vs. Philadelphia (11/9/17). Notched a season-high 20 points (7-8 FG, 4-4 3FG, 2-2 FT) in win vs. Atlanta (3/22/18). Recorded 19 points (7-11 FG, 3-5 3FG, 2-2 FT), season-high-tying eight rebounds and season-high-tying four assists in career-high 42 minutes at Phoenix (4/3/18).

NBA G LEAGUE CAREER

2017-18: Appeared in six games (all starts) on assignment with the Reno Bighorns, recording averages of 17.8 points, 6.2 rebounds, 2.2 assists and 1.33 steals in 34.2 minutes per contest, shooting 42.6 percent from the field 35.7 percent from beyond the arc and 100 percent from the free throw line.

CAREER POSTSEASON

2020: Appeared in three playoff games with Dallas, averaging 1.3 points and 1.0 rebound in 5.3 minutes per game. On 8/25 at LA Clippers, scored his first playoff points as he notched three points and two rebounds.

COLLEGE

In three seasons at North Carolina (2014-17), averaged 13.8 points (.459 FG, .339 3FG, .713 FT), 4.1 rebounds, 2.7 assists and 29.1 minutes in 118 games (114 starts). Finished his career as one of two Tar Heels to produce 1,600 career points, 150 three-pointers, 400 rebounds and 300 assists (Rick Fox, 1987-91). NCAA champion (2017). Consensus First Team All-American (2017). ACC Player of the Year (2017). First Team All-ACC (2017). ACC All-Freshman Team (2015). **2016-17 (Junior):** Selected as a consensus First Team All-American, ACC Player of the Year and First Team All-ACC while helping UNC win its sixth national title. Became one of three Tar Heels ever to win ACC POY and a national championship in the same season (Lennie Rosenbluth, 1957; Ty Lawson, 2009). Led the Tar Heels in scoring (18.3) during the regular season while averaging a career-high 4.7 rebounds, 2.8 assists and 32.0 minutes in 40 games (39 starts). Set UNC single-season record with 105 3-pointers (105-284, .370). Shot 44.3 percent (264-596) from the floor and 74.8 percent (98-131) from the free throw line. Also led the team in scoring during its title run, averaging 19.5 points while pacing the team in field goals (41), three-pointers (15), assists (22) and steals (nine). Knocked down a career-high 7 3-pointers and finished with a team-high 27 points (9-19 FG, 7-13 3FGs, 2-2 FT) in a win vs. Davidson (12/7/16). Scored career-high 34 points vs. Kentucky (12/17/16). Earned All-South Region and All-Final Four

honors for his tournament play. His defense helped limit Malik Monk, Dillon Brooks, and Nigel Williams-Goss to a combined 11-of-38 (.289) from the floor during the tournament. Led all players in scoring in the Elite Eight vs. Kentucky with 19 points (3/26/17). Led all remaining tournament players with 22 points in the Final Four vs. Oregon (4/1/17). Tallied 16 points in the team's championship game victory over Gonzaga (4/3/17). **2015-16 (Sophomore):** Averaged 12.2 points (.472 FG), 3.9 rebounds, 2.8 assists and 28.4 minutes in 40 games (38 starts). Helped the Tar Heels advance to the national championship game, where they lost to the Villanova Wildcats (a team that featured Jalen Brunson) on a buzzer-beating three-pointer by Kris Jenkins. Ranked fourth on the team in both scoring and assists. Ranked among the ACC's leaders in assist-to-turnover ratio (2.78). Helped UNC in the Final Four by tying the team-high with 16 points in win vs. Syracuse (4/2/16). **2014-15 (Freshman):** Averaged 10.7 points (.477 FG, .304 3FG, .710 FT), 3.7 rebounds, 2.3 assists and 26.7 minutes in 38 games (37 starts). Voted by ACC coaches and media to the conference's All-Freshmen Team. Averaged 12.8 points during the ACC Tournament to earn him a selection to the All-ACC Tournament Second Team. During UNC's Sweet 16 NCAA Tournament run, was the team's second leading scorer at 15.0 points per game.

INTERNATIONAL CAREER

Helped USA earn a gold medal at the 2011 FIBA Americas U16 championship in Mexico. Teamed with Theo Pinson on the U.S. squad, who he went on to win an NCAA championship with at UNC in 2017. Averaged 10.4 points, 3.4 rebounds and 1.2 assists for the U.S. squad that went 5-0. Scored 13 points in gold medal game against Argentina (6/25/11).



16 TY JEROME

POSITION: Guard HEIGHT: 6-5 WEIGHT: 195

NBA Years

2nd NBA Season

Prior to NBA

Virginia

Birthdate

7/8/97

Birthplace

New York, N.Y.

Acquired

From Phoenix along with Jalen Lecque, Kelly Oubre Jr., Ricky Rubio and a 2022 first-round draft pick in exchange for Abdel Nader and Chris Paul on 11/16/20.

2019-20 AVERAGES

Appeared in 31 games with Phoenix, averaging 3.3 points, 1.5 rebounds and 1.4 assists in 10.6 minutes per contest.

2019-20 NOTES

Made his NBA debut on 12/2 at Charlotte, recording four points, four assists, three rebounds and three steals, joining Alvan Adams as the only Sun with 3+ points/rebounds/assists/steals in his NBA debut. Had 2+ steals in each of his first three career games, making him the first rookie in Suns history with multiple steals in each of his first three career NBA games. Notched his first double-digit scoring game on 12/17 at LA Clippers where he finished with 10 points. On 12/21 vs. Houston, set a career high with 15 points, going 6-for-8 from the field.

2019-20 NBA G LEAGUE NOTES

Appeared in three games on assignment with the Northern Arizona Suns, averaging 16.7 points, 4.7 assists, 3.3 rebounds and 1.67 steals in 20.3 minutes per game, shooting 47.4 percent from the floor and 35.7 percent from three-point range. Made his G League debut on 11/26 vs. Iowa, scoring nine points in 13 minutes. On 11/30 vs. Sioux Falls, notched 18 points, (6-8 FG, 2-2 3FG), four assists and four rebounds. On 3/4 vs. Iowa, finished with 23 points, nine assists, five rebounds and four steals.

COLLEGE

Played three seasons at Virginia and helped Cavaliers to a 66-6 (.917) overall record over his final two seasons, culminating in the program's first national title in 2019.



Started all 71 of his appearances over his final two seasons, being named to All-ACC Second Team in 2018-19 and Third Team in 2017-18. In 105 career games, averaged 9.6 points, 3.7 assists, 3.0 rebounds and 1.2 steals while shooting 43.5 percent from the field, 39.2 percent from three and 78.8 percent from the line for his career. **2018-19 (Junior):** Led Virginia to NCAA Championship and school-record 35 wins, leading ACC with 5.5 assists per game in addition to averaging 13.6 points, 4.2 rebounds and 1.5 steals. Ranked fifth in the ACC by shooting 39.9 percent from three-point range and fifth in the nation with an assist-to-turnover ratio of 3.31. Named to the 2019 Final Four All-Tournament Team and the All-South Regional Team as he averaged 16.5 points, 6.0 assists, 5.2 rebounds and 1.5 steals in six NCAA tournament games. Had 16 points, eight assists, six rebounds and just one turnover in national championship victory over Texas Tech; his eight assists were most by any player in the title game since Derrick Rose for Memphis in 2008. Averaged 18.5 points, 7.5 rebounds and 7.0 assists in two games at the Final Four in Minneapolis; according to Sports Reference, joined Oscar Robertson (1959 and 1960) and Magic Johnson (1979) as the only players to average at least 17 points, seven rebounds and seven assists at a Final Four. Tied a school record with 14 assists at Syracuse on 3/4/19. **2017-18 (Sophomore):** Averaged 10.6 points, 3.9 assists, 3.1 rebounds and 1.6 steals while shooting 42.1 percent from the floor, 37.9 percent from beyond the arc and 90.5 percent from the charity stripe. Scored career-high 31 points vs. Boston College on 12/30. Tied for team-high 15 points in NCAA tournament vs. UMBC. **2016-17 (Freshman):** Averaged 4.3 points in 13.9

minutes playing in 34 games (five starts).

HIGH SCHOOL

Earned four varsity letters at Iona Preparatory School in New Rochelle, New York and was a top-50 national recruit by ESPN and 247Sports. As a senior in 2015-16, averaged 24.7 points, 8.0 rebounds and 5.0 assists before his season was cut short to a hip injury. As a junior in 2014-15, earned first-team all-state, Westchester Player of the Year, first-team all-conference and first-team all-metro honors after averaging 20.0 points, 6.0 rebounds and 4.0 assists. Averaged 12.0 points as a sophomore in 2013-14, and 7.0 points as a freshman in 2012-13.

PERSONAL

Both of his parents played college basketball. His mother Melanie Walker played at Brandeis and his father, Mark Jerome, played at Lafayette. Mark is the head boys basketball coach at Beacon High School in Manhattan and is president of Global Professional Sports, which has helped coach and develop many collegiate basketball players. He played youth sports with current Jazz guard Donovan Mitchell while growing up in New York/Connecticut area.

REGULAR SEASON CAREER HIGH

MIN	23	at DAL	1/28/20
FGM	6	vs. HOU	12/21/19
FGA	10 (2x)	at LAL	2/10/20
3PM	2 (3x)	at DAL	1/28/20
3PA	4 (4x)	at TOR	2/21/20
FTM	5	at LAL	2/10/20
FTA	7	at LAL	2/10/20
OR	2	at OKC	12/20/19
DR	3 (5x)	at LAL	2/10/20
TR	4 (3x)	at LAL	2/10/20
AST	7	at ORL	12/04/19
STL	3	at CHA	12/02/19
TO	5	at ORL	12/04/19
BLK	1 (3x)	at DAL	1/28/20
PTS	15	vs. HOU	12/21/19

NBA REGULAR SEASON STATISTICS

Year	Team	G	GS	MIN	FGM-A	3PM-A	FTM-A	OFF	DEF	REB	AST	STL	BLK	TO	PTS	RPG	APG	PPG
19-20	PHX	31	0	328	38-113	14-50	12-16	7	39	46	44	15	3	18	102	1.5	1.4	3.3
Career	--	31	0	328	38-113	14-50	12-16	7	39	46	44	15	3	18	102	1.5	1.4	3.3



11

THÉO MALEDON

POSITION: Guard HEIGHT: 6-5 WEIGHT: 180

NBA Years

Rookie

Prior to NBA

ASVEL (France)

Birthdate

6/12/01

Birthplace

Rouen, France

Acquired

Draft rights from Philadelphia (selected 34th overall) along with Al Horford, the draft rights to Vasilije Micić (originally selected 52nd overall by Philadelphia in the 2014 NBA Draft) and a 2025 first-round draft pick in exchange for Terrance Ferguson, Danny Green and Vincent Poirier on 12/8/20.



INTERNATIONAL CAREER

2019-20: With ASVEL Lyon-Villeurbanne, in France's top league, Pro A, appeared in 46 games (23 starts) and averaged 7.3 points, 2.7 assists and 1.9 rebounds in 17.3 minutes per contest, shooting 42.1 percent from the field. **2018-19:** Won a league title with ASVEL, was selected to the All-Star Game and earned the Rising Star Award as the league's top young player. With ASVEL Lyon-Villeurbanne in France's Pro A, saw action in 62 games (37 starts) and averaged 7.0 points, 2.0 rebounds and 2.0 assists in 17.3 minutes per game, shooting 45.6 percent from the field, 38.6 percent from long range and 85.0 percent from the charity stripe. **2017-18:** In a year split between Espoirs Lyon of the French LNB and ASVEL Lyon-Villeurbanne in France's Pro A, appeared in 49 games (34 starts) and averaged 13.0 points, 4.0 assists, 3.5 rebounds and 1.20 steals in 25.4 minutes, shooting 42.1 percent from the floor. **2016-17:** In his second year with INSEP in France's 3rd division, appeared in 38 games (31 starts) and averaged 8.0 points, 3.0 assists, 2.4 rebounds and 1.18 steals in 45.4 minutes per contest, shooting 40.9 percent from three-point range. **2015-16:** In his first professional year with INSEP in France's 3rd division, saw action in five games, registering averages of 2.2 points, 2.2 assists, 1.2 rebounds and 1.00 steal in 14.0 minutes per game.

PERSONAL

Mother, Sylvie, played for France's Junior National Team. Father, Claude, played in France's 3rd division. Sister, Lena, played college basketball at Southern Arkansas. His uncle, Dominique Guéret, was an assistant coach for LNB Pro B club ALM. Attended the same Paris training academy (INSEP) as San Antonio Spurs great Tony Parker before playing for the team Parker owns, ASVEL.

INTERNATIONAL STATISTICS

Year	Team	G	GS	MIN	FGM-A	3PM-A	FTM-A	OFF	DEF	REB	AST	STL	BLK	TO	PTS	RPG	APG	PPG
15-16	INSEP	5	0	70	4-14	1-7	2-2	2	4	6	11	5	0	9	11	1.2	2.2	2.2
16-17	INSEP	38	31	964	107-261	54-132	36-48	20	70	90	114	45	1	121	304	2.4	3.0	8.0
17-18	ASVEL	49	34	1247	207-492	72-215	151-195	26	146	172	195	59	2	154	637	3.5	4.0	13.0
18-19	ASVEL	62	37	1071	135-296	49-127	113-133	24	103	127	126	42	11	97	432	2.0	2.0	7.0
19-20	ASVEL	46	23	798	110-261	39-117	76-98	8	80	88	125	21	6	75	335	2.0	2.7	7.3
Career	--	200	125	4150	563-1324	215-598	378-476	80	403	483	571	172	20	456	1719	2.2	2.8	7.5



12 DARIUS MILLER

POSITION: Forward HEIGHT: 6-8 WEIGHT: 225

NBA Years
6th NBA Season

Prior to NBA
Kentucky

Birthdate
3/21/90

Birthplace
Maysville, Ky.

Acquired
From New Orleans along with Zylan Cheatham, Josh Gray, Kenrich Williams, a 2023 second-round draft pick (via Washington) and a 2024 second-round draft pick (via Charlotte) from New Orleans, George Hill from Milwaukee, a protected 2023 first-round draft pick from Denver and a trade exception in a four-team trade in exchange for sending Steven Adams to New Orleans on 11/24/20.



CAREER AVERAGES

Appeared in 253 career games (28 starts) with New Orleans, averaging 6.0 points, 1.7 rebounds and 1.4 assists in 20.4 minutes per game, shooting 41.8 percent from the floor.

2019-20 NOTES

Missed the season with a right Achilles injury.

NBA CAREER

2018-19: Appeared in 69 games (15 starts) for New Orleans, averaging 8.2 points, 1.9 rebounds, and 2.1 assists while shooting 39.0 percent from the field and 36.5 percent from three-point range. Had 26 games of 10 or more points. Missed the final five games of the season with an adductor strain. Notched a career-high seven assists at Atlanta on 3/10. Tallied 14 points, four assists, and three steals in 40 minutes on 1/29 at Houston. Tied a career high with 21 points on a career-high 8-of-17 shooting from the field on 1/24 at Oklahoma City. Notched a career-high four blocks on 1/14 at LA Clippers. Tied a career high with 21 points on 7-of-11 shooting (5-of-8 from deep) vs. Minnesota on 12/31. Set a career high with three blocks at Sacramento (12/23). Scored 20 points on 7-of-15 shooting from the field and 6-of-11 shooting from deep in 37 minutes at Milwaukee on 12/19. Scored 15 points on 4-of-8 shooting from the field and a season-high 4-of-5 from the foul line vs. LA Clippers on 12/3. Notched

11 points, tying a career high with 10 three-point attempts on 11/26 vs. Boston. Scored three points and tallied a season-high six rebounds and logged five assists vs. New York on 11/16. Missed four games (10/27-11/1) with a quad contusion. Scored 10 points to go along with two assists and a rebound vs. Sacramento (10/19). **2017-18:** Appeared in 82 games (three starts) for New Orleans, averaging 7.8 points, 2.0 rebounds, and 1.4 assists while shooting 44.4 percent from the field and 41.1 percent from three-point range. Had 29 games of 10 or more points. Scored 20 points vs. Houston on 1/26, converting on a career-high 6-of-10 three-pointers. Notched 17 points on 7-of-9 from the field (3-4 3FG) and grabbed three boards on 1/17 at Atlanta. Scored 16 points on 4-of-6 shooting from the field and was 6-of-6 from the foul stripe, setting a career high for free throws made and tying a career high for free throws attempted. Tallied 10 points and a career-high nine rebounds (eight defensive) at Phoenix on 11/24. Set career highs for points (21), field goals made (eight), three pointers made (five) and three pointers attempted (eight) in 22 minutes vs. Atlanta (11/13). Notched 12 points on 4-for-6 shooting from the field (3-5 3FG) to lead New Orleans in bench scoring at Indiana on 11/7. Scored 11 points on 4-of-8 shooting from the field (3-6 3FG) to go along with two boards on 11/4 at Chicago. **2014-15:** Appeared in five games (one start) with New Orleans, tallying two points, two assists, one rebound and one steal in 43 minutes of play. **2013-14:**

Appeared in 45 contests (seven starts) with New Orleans and averaged 4.4 points per game and 1.2 rebounds per game. Scored in double-figures seven times. Scored 10 points and recorded career highs in assists (five) and steals (four) in a career best 37 minutes 4/14 vs. Oklahoma City. Notched a career high of 18 points on 7-of-13 from the floor at Oklahoma City (4/11). Notched 14 points in a season-high 31 minutes vs. Phoenix on 4/9. Scored in double-digits for the second game in a row with a 12-point performance on 3/28 vs. Utah. Had a career scoring night in which he went 7-of-9 from the field, tying a career high of 16 points in a big win vs.

REGULAR SEASON CAREER HIGH

MIN	41	vs. CHI	1/22/18
FGM	8 (2x)	at OKC	1/24/19
FGA	17	at OKC	1/24/19
3PM	6 (2x)	at MIL	12/19/18
3PA	11 (4x)	vs. IND	2/4/19
FTM	6	vs. POR	1/12/18
FTA	6 (2x)	vs. POR	1/12/18
OR	2 (6x)	at UTA	3/4/19
DR	8 (2x)	vs. NYK	12/30/17
TR	9	at PHX	11/24/17
AST	7	at ATL	3/10/19
STL	4	vs. OKC	4/14/14
TO	4	at DAL	3/18/19
BLK	4	at LAC	1/14/19
PTS	21 (3x)	at OKC	1/24/19

PLAYOFF CAREER HIGH

MIN	25	at GSW	4/28/18
FGM	3 (2x)	at GSW	4/28/18
FGA	7 (2x)	at GSW	4/28/18
3PM	2 (3x)	at GSW	4/28/18
3PA	6	vs. POR	4/19/18
FTM	3	at GSW	5/1/18
FTA	3	at GSW	5/1/18
OR	1 (2x)	vs. GSW	5/4/18
DR	4	at POR	4/14/18
TR	4 (2x)	vs. POR	4/21/18
AST	6	at GSW	4/28/18
STL	2	vs. POR	4/19/18
TO	2	vs. GSW	5/4/18
BLK	-	-	-
PTS	9	at GSW	4/28/18

NBA REGULAR SEASON STATISTICS

Year	Team	G	GS	MIN	FGM-A	3PM-A	FTM-A	OFF	DEF	REB	AST	STL	BLK	TO	PTS	RPG	APG	PPG
12-13	NOH	52	2	694	44-108	22-56	8-8	8	70	78	44	17	12	23	118	1.5	0.9	2.3
13-14	NOP	45	7	723	73-166	25-77	29-36	9	43	52	43	24	9	22	200	1.2	1.0	4.4
14-15	NOP	5	1	43	1-7	0-1	0-0	0	1	1	2	1	0	1	2	0.2	0.4	0.4
17-18	NOP	82	3	1944	216-487	147-358	58-67	18	146	164	111	28	17	58	637	2.0	1.4	7.8
18-19	NOP	69	15	1758	189-484	133-364	56-71	14	114	128	146	40	23	59	567	1.9	2.1	8.2
Career	--	253	28	5161	523-1252	327-856	151-182	49	374	423	346	110	61	163	1524	1.7	1.4	6.0

LA Clippers on 3/26. Played a season high 30 minutes, recording a season high five rebounds on 1/15 vs. Houston. Notched 12 points on 4-of-5 shooting from beyond the arc at Dallas on 1/11. Scored 11 points on 3-of-4 shooting from three-point range on 12/27 vs. Denver. Scored two points and grabbed two rebounds at Golden State (12/17). Inactive for 14 games with a left foot injury. DNP – CD 21 times. **2012-13:** Averaged 2.3 points per game and 1.5 rebounds per game in 52 games played in his rookie season with New Orleans (including two starts). Led the team in rebounds once. Broke out in win vs. Denver on 3/25 with career-high 16 points on 6-of-7 shooting from the field including 4-of-5 from deep.

NBA G LEAGUE CAREER

2012-13: Appeared in 11 games (eight starts) on assignment with the Iowa Energy, averaging 9.9 points, 3.5 rebounds and 1.6 assists.

CAREER POSTSEASON

2018: Appeared in all nine of the Pelicans' postseason contests in 2018, averaging 4.8 points, 2.2 rebounds, and 1.2 assists in 18.0 minutes per game off the bench.

INTERNATIONAL CAREER

Played three seasons for Brose Baskets Bamberg of the German BBL. Won two BBL Championships (2015, 2016), named 2016 BBL Finals MVL. **2016-17:** Appeared in 30 games with Brose Bamberg of BBL, averaging 12.2 points on .460 shooting from the floor, including 41.1 percent shooting from three-point range and 88.9 percent shooting from the free throw line, 2.7 rebounds, 2.0 assists. Earned All-BBL

First Team honors. **2015-16:** Appeared in 24 games with Brose Bamberg, averaging 9.4 points while shooting 47.1 percent from the floor, 40.3 percent from three-point range and 90.9 percent from the free throw line. Helped Bamberg win second consecutive BBL Championship while being named BBL Finals MVP and earning All-BBL Second Team honors. **2014-15:** Finished the season with Brose Bamberg of Germany, signing with the club on 2/14. Appeared in 18 games with Bamberg, averaging 9.4 points on .556 shooting from the floor, including 47.2 percent shooting from three-point range, to go with 2.3 rebounds and 2.3 assists per game. Helped Bamberg claim the 2015 BBL Championship.

COLLEGE

Spent four years at Kentucky, winning the 2012 National Championship. **2011-12 (Senior):** Averaged 9.9 points, 2.8 rebounds and 2.1 assists in 26.1 minutes per game. Earned SEC Sixth Man of the Year. **2010-11 (Junior):** Started 37-of-38 games, averaging 10.9 points and 4.6 rebounds. Shot 44.3 percent from three and hit a three-pointer in 36-of-38 games. **2009-10 (Sophomore):** Started 32-of-38 games, averaging 6.5 points in 21.2 minutes per game. Scored a season-high 20 points (7-9 FG) with a team-leading nine rebounds vs. Wake Forest in the NCAA Second Round. Posted 18 points, including four three-pointers, vs. Arkansas. Helped Team USA to gold medal at U-19 World Championship in New Zealand. Led the team with 12 blocks, averaging 5.0 points and 3.1 rebounds. **2008-09 (Freshman):** Averaged 5.3 points in 21.2 minutes. In the last nine games, averaged 8.1 points.



33 MIKE MUSCALA

POSITION: Forward/Center HEIGHT: 6-11 WEIGHT: 240

NBA Years
8th NBA Season

Prior to NBA
Bucknell

Birthdate
7/1/91

Birthplace
St. Louis Park, Minn.

Acquired
Signed as a free agent on 7/10/19.

CAREER AVERAGES

Appeared in 354 career games (30 starts) with the Hawks, 76ers, Lakers and Thunder, averaging 5.6 points and 3.1 rebounds in 15.4 minutes per contest, shooting 46.0 percent from the floor, 36.8 percent from beyond the arc and 83.9 percent from the free throw line.

2019-20 AVERAGES

Appeared in 47 games (two starts) with Oklahoma City and averaged 4.8 points and 2.3 rebounds in 12.2 minutes per contest, shooting 40.7 percent from the field, 37.8 percent from three and 81.8 percent from the line.

NBA CAREER

2018-19: Appeared in 64 games (10 starts) with Philadelphia and the Los Angeles Lakers, registering averages of 7.0 points, 3.8 rebounds and 1.2 assists in 20.4 minutes per contest. Played in 47 games (six starts) with the 76ers, averaging 7.4 points, 4.3 rebounds and 1.3 assists in 22.1 minutes. In 17 games (four starts) with the Lakers, averaged 5.9 points and 2.6 rebounds in 15.6 minutes. Converted multiple three-point shots in 26 games, including five outings with at least four made shots from beyond the arc. With the Lakers, scored in double figures five times. Scored 16 points on 6-of-8 shooting from three-point range and grabbed eight rebounds on 4/7 vs. Utah, good for individual highs with the Lakers. Had four points and four rebounds in his first start as a Laker on 3/15 at Detroit. In his debut with Los Angeles, logged eight points and two assists, draining two three-point shots on 2/10 at Philadelphia. Missed one game due to a right ankle sprain. Sat out one game due to a sore right ankle and another game due to tibialis posterior tendinitis. Logged seven DNP-CD. With the 76ers, scored in double figures 15 times. Registered his lone double-double of the season on 11/30 vs. Washington as he tallied 12 points and 10 rebounds while also blocking two shots. On 11/19 vs. Phoenix, scored a season-best 19 points. Saw his first action of the season on 10/23 at Detroit where he totaled five points, two rebounds and two blocks. Missed three games due to a left ankle sprain. Sat out two games due to a nose fracture. Missed one game due to an upper respiratory infection. **2017-18:** Appeared in 53 games (seven starts) with the Hawks, averaging career-highs of 7.6 points and 4.3 rebounds as well as 1.0 assist in a career-high 20.0 minutes per game, while shooting 45.8 percent from the field, 37.1 percent from three-point range and a career-best 91.9 percent from the free throw line. Scored a career-high 24 points at Minnesota on 3/28. Grabbed a season-high 10 rebounds





on two separate occasions, at Chicago on 10/26 and vs. Orlando on 4/1. Dished out a season-high four assists at Chicago (10/26). Stole the ball a season-high two times on eight separate occasions. Played a season-high 32:33 at Miami on 4/3. Posted a career-high two double-doubles, at Chicago on 10/26 and vs. Orlando 4/1. His double-double on Oct. 26 was his first since March 28, 2015 at Charlotte. Reached double figures in points 16 times, the second-most of his career behind his 20 such games in 2016-17. Recorded 21 games with five-plus rebounds, the second-most of his career behind 23 such games in 2016-17. Had 15 games with multiple assists. His eight multi-steal games were the most of his career. Blocked multiple shots in five contests. Totaled a career-high 62 three-pointers. Converted a career-best 57 free-throws. Recorded a career-high 31 steals. Blocked 27 shots, his third straight season with 25-plus blocks. From 2/26-4/3 (18 games, two starts) he averaged 10.6 points, 5.2 rebounds and 1.0 assists. Missed 22 games with a sprained left ankle. **2016-17:** In 70 games (three starts) with Atlanta, averaged 6.2 points, 3.4 rebounds and 1.4 assists in 17.7 minutes (50.4 percent from the field, 41.8

REGULAR SEASON CAREER HIGH

MIN	38	vs. UTA	4/7/19
FGM	8 (2x)	at MIN	3/28/18
FGA	14	vs. IND	2/28/18
3PM	5	vs. CHI	3/11/18
3PA	10	at MIA	11/12/18
FTM	9	vs. PHX	11/19/18
FTA	11	vs. PHX	11/19/18
OR	6 (2x)	vs. IND	2/28/18
DR	9	vs. ORL	4/1/18
TR	13	at DET	3/31/15
AST	5 (3x)	vs. MEM	12/2/18
STL	4	vs. PHX	4/7/15
TO	4 (2x)	at BKN	11/4/18
BLK	4 (2x)	at MIA	2/28/15
PTS	24	at MIN	3/28/18

PLAYOFF CAREER HIGH

MIN	23	at WAS	4/19/17
FGM	4 (3x)	at CLE	5/4/16
FGA	6	vs. WAS	4/19/17
3PM	2	at CLE	5/4/16
3PA	2 (4x)	at CLE	5/4/16
FTM	4	at WAS	4/19/17
FTA	4 (2x)	vs. WAS	4/22/17
OR	4	vs. WAS	4/22/17
DR	6	at WAS	4/19/17
TR	6 (2x)	at WAS	4/19/17
AST	1 (7x)	at HOU	8/29/20
STL	1 (2x)	vs. WAS	4/22/17
TO	2 (2x)	vs. BOS	4/19/16
BLK	2	at WAS	4/19/17
PTS	10	at CLE	5/4/16

NBA REGULAR SEASON STATISTICS

Year	Team	G	GS	MIN	FGM-A	3PM-A	FTM-A	OFF	DEF	REB	AST	STL	BLK	TO	PTS	RPG	APG	PPG
13-14	ATL	20	0	215	31-73	0-3	14-14	17	35	52	7	3	10	12	76	2.6	0.4	3.8
14-15	ATL	40	8	502	83-151	9-22	2-25	52	67	119	25	16	19	21	197	3.0	0.6	4.9
15-16	ATL	60	0	565	76-152	12-39	31-39	38	79	117	34	13	27	27	195	2.0	0.6	3.3
16-17	ATL	70	3	1237	170-337	46-110	49-64	76	164	240	95	30	41	55	435	3.4	1.4	6.2
17-18	ATL	53	7	1060	143-312	62-167	57-62	56	174	230	51	31	27	42	405	1.3	1.0	7.6
18-19	PHI/LAL	64	10	1306	145-361	89-256	70-85	57	187	244	76	22	38	48	449	3.8	1.2	7.0
19-20	OKC	47	2	572	77-189	54-143	18-22	16	92	108	40	9	12	17	226	2.3	0.9	4.8
Career	--	354	30	6457	725-1575	272-740	261-311	312	798	1110	328	124	174	222	1983	3.1	0.9	5.6

percent from three, 76.6 percent from the free throw line). Scored a season-high 16 points on two separate occasions, vs. Milwaukee on 11/16 and vs. Minnesota on 12/21. Grabbed a season-high nine rebounds vs. Miami (2/24). Dished out a season-high five assists on two separate occasions, at Toronto on 12/16 and at Cleveland on 4/7. Stole the ball a season-high two times, vs. Washington on 10/27, vs. Detroit on 12/2, at Toronto on 12/3, vs. Detroit on 12/30 and at Philadelphia on 3/29. Blocked a season-high three shots vs. Washington (10/27). Scored in double-figures 20 times. Averaged 7.7 points, 4.0 rebounds, 2.0 assists and 1.3 blocks (39.1 percent from the floor, 33.3 percent from three-point range, 75.0 percent from the charity stripe) as a starter. Ranked second on the club in field goal percentage and fifth in rebounds per game. Led the team in assists three times and rebounds once. Dished out a career-high-tying five assists, while adding 13 points, six rebounds and one steal (6-8 FG, 1-1 3FG) at Cleveland on 4/7. Recorded 16 points, four rebounds and one steal, going 6-for-9 from the field and a career-high-tying 3-for-3 from long range vs. Minnesota (12/21). Also notched career bests in three three-point field goals at Milwaukee (12/9) and at Chicago (4/1), and five assists at Toronto on 12/16. Had 10 points (2-4 FG, career-high 6-8 FT) and three rebounds vs. Sacramento on 10/31. Missed six games (1/16-1/25) due to a left ankle sprain. **2015-16:** Appeared in 60 games with Atlanta, averaging 3.3 points and 2.0 rebounds in 9.4 minutes per game, while shooting 50.0 percent from the field, 30.8 percent from three-point range and 79.5 percent from the free throw line. Scored a season-high 12 points at Philadelphia (2/3). Grabbed a season-high

six rebounds on three separate occasions, at Memphis on 11/27, vs. Oklahoma City on 11/30 and at Chicago on 2/10. Dished out season-high three rebounds vs. Orlando on 2/8. Stole the ball a season-high three times vs. Chicago (2/26). Blocked a season-high three shots at Toronto on 3/30. Played a season-high 24 minutes at Memphis on 11/27. Shot 50.0 percent or better from the field in 28 contests, the second-most in his career behind 36 such games in 2016-17. Brought down multiple rebounds on three separate occasions. Blocked multiple shots in six contests, the second-most such games of his career behind 12 in 2016-17. From 11/25 – 12/10 (eight games) he averaged 6.9 points, 4.1 rebounds and 1.3 blocks in 18.1 minutes per game. Inactive for two contests, at New York (10/29) and vs. Charlotte (10/30). **2014-15:** Appeared in 40 games (eight starts) with the Hawks, averaging 4.9 points, 3.0 rebounds and 0.6 assists in 12.6 minutes per game, while shooting 55.0 percent from the field, 40.9 percent from three-point range and 88.0 percent from the free-throw line. Scored a season-high 18 points at Charlotte on 3/28. Grabbed a career-high 13 rebounds at Detroit on 3/31. Dished out a season-high four assists on two separate occasions, at Charlotte on 3/28 and at Washington on 4/12. Stole the ball a career-high four times vs. Phoenix (4/7). Blocked a career-high four shots on two separate occasions, at Cleveland on 4/11 and at Miami on 2/28. Played a career-high 34:23 at Charlotte (3/28). Reached double figures in points on five separate occasions. Had 22 multi-rebound contests. Inactive for three games, vs. Denver (12/7), at Memphis (2/8) and at Minnesota (2/9). **2013-14:** Made his NBA debut at Phoenix on 3/2. Appeared in 20 games



with Atlanta, averaging 3.8 points and 2.6 rebounds in 10.8 minutes per game, while shooting 42.5 percent from the field. Scored a season-high 15 points at Milwaukee (4/16). Grabbed a season-high eight rebounds at Washington on 3/29. Dished out a season-high three assists at Milwaukee (4/16). Blocked a season-high two shots on two separate occasions, at Phoenix on 3/2 and at Milwaukee on 4/16. Played a season-high 25 minutes at Milwaukee (4/16).

NBA G LEAGUE CAREER

Appeared in nine games (five starts) with Fort Wayne and Erie, registering averages of 12.9 points, 6.8 rebounds, 1.6 assists and 1.00 block in 25.8 minutes per contest. **2017-18:** Appeared in three games (all starts) on assignment with the Erie BayHawks, averaging 13.0 points, 3.0 rebounds, 1.3 assists and 1.00 block in 17.7 minutes. **2014-15:** Appeared in six games (two starts) on assignment with the Fort Wayne Mad Ants, averaging 12.8 points, 8.7 rebounds, 1.7 assists and 1.00 block in 29.8 minutes.

CAREER POSTSEASON

Over five postseasons, appeared in 29 playoff games with Atlanta and Oklahoma City, averaging 3.0 points and 1.9 rebounds in 9.5 minutes per contest, shooting 48.0 percent. **2020:** Appeared in two games with the Thunder and scored three points and grabbed four rebounds in 20 minutes. Five games DNP – Coach's Decision. **2017:** Appeared in six postseason games with the Hawks, averaging 2.8 points and 2.7 rebounds. Brought down a playoff career-high six rebounds at Washington on 4/19. **2016:** Appeared in nine playoff games with Atlanta, recording averages of 2.7 points and 1.9 rebounds in 7.4 minutes. Shot 50.0 percent from the field and 33.3 percent from three-point range. Scored a playoff career-high 10 points at Cleveland on 5/4. **2015:** Appeared in 10 postseason games with Atlanta, averaging 4.2 points and 1.8 rebounds in 10.2 minutes per contest, shooting 60.6 percent from the floor. Scored a season playoff high eight points on two separate occasions, vs. Washington on 5/13 and at Cleveland on 5/26. Grabbed a 14-15 playoff-high three rebounds on three separate occasions, at Washington on 5/9, vs. Washington on 5/13 and at Washington on 5/15. **2014:** Made his playoff debut at Indiana on 4/22. Made two appearances.

INTERNATIONAL CAREER

Played with Blu:sens Monbus of the Spanish Liga ACB during the 2013-14 season. Appeared in 20 games and averaged 14.6 points, 7.8 rebounds and 1.1 assists in 10.6 minutes per contest, shooting 54.0 percent from the field and 87.1 percent from the free throw line.

COLLEGE

Had a four-year career at Bucknell from 2009-13, finishing as the school's all-time scoring leader (2036) and was second in rebounds (1093) and blocks (271). Named Patriot League Player of the Year and Defensive Player of the Year as a senior. Three-time All-Patriot

League First Team selection and honorable mention All-America as a senior. Named 2013 Academic All-American. In 2012-13, averaged team highs of 18.7 points, 11.1 rebounds and 2.4 blocks in 31.7 minutes, shooting 50.9 percent from the field, 45.3 percent from three-point range and 78.9 percent from the free throw line. As a junior in 2011-12, posted averages of 17.0 points, 11.1 rebounds and 2.4 blocks, scoring in double digits in 32 of his 34 games, shooting 50.3 percent from the floor, 42.1 percent from beyond the arc and 85.3 percent from the stripe. As a sophomore in 2010-11, played in 34 games and averaged 14.9 points, 7.3 rebounds and 2.0 blocks, shooting 51.7 percent from the field, 40.0 percent from three and 81.6 percent from the charity stripe. As a freshman in 2009-10, appeared in all 30 games and logged averages of 9.9 points, 4.9 rebounds and 2.2 blocks in 24.8 minutes per contest, shooting 46.2 percent from the field and 80.6 percent from the line.



17

ALEKSEJ POKUŠEVSKI

POSITION: Forward HEIGHT: 7-0 WEIGHT: 195

NBA Years

Rookie

Prior to NBA

Olympiacos (Greece)

Birthdate

12/26/01

Birthplace

Belgrade, Serbia

Acquired

Draft rights from Minnesota (selected 17th overall) along with James Johnson and a 2024 second-round draft pick in a three-team trade in exchange for sending Ricky Rubio and the draft rights to Jaden McDaniels (selected 28th overall) to Minnesota and sending the draft rights to Immanuel Quickley (selected 25th overall) to New York on 11/20/20.



INTERNATIONAL CAREER

2019-20: Averaged 10.8 points, 7.9 rebounds, 3.1 assists, 1.8 blocks and 1.3 steals in 22.6 minutes in 11 games with Olympiacos B in the Greek Second Division, HEBA A2 in the 2019-20 season as the team went 17-4 and earned a second-place finish in A2. At the 2019 U18 European Championships, the Serbian native averaged 10.0 points, 7.2 rebounds, 3.7 assists, 2.7 steals and led with event with 4.0 blocks per game. On March 19, 2019, at just 17 years, 2 months and 21 days, became the youngest player of Olympiacos' history that saw the court on a Euroleague game scoring one point and grabbing two boards. **2018-19:** Named to the Belgrade (NIJT) All-Tournament Team. Participated in 2018 Euroleague ANG T in Belgrade where he averaged 15.8 points, 7.0 rebounds and 2.5 assists shooting 40% from two and 54.6% from 3. Played for Serbia at the FIBA 2018 U17 World Championships in Argentina where he averaged 7.7 points, 8.3 rebounds, 1.6 assists, 1.4 steals and led the event with 3.0 blocks per game. **2017-18:** Appeared in three games (all starts) with Olympiacos U18 team at the Munich ANG T Tournament and averaged 10.0 points, 4.7 rebounds, 2.3 assists, 2.00 steals and 1.00 block in 23.0 minutes per game. Participated in the 2017 Jordan Brand Classic Camp in Barcelona and the Basketball Without Borders Camps in Belgrade (2018) and in Charlotte (2019).

PERSONAL

Moved to from Novi Sad, Serbia to Athens, Greece at 13 years old to join the Olympiacos program. His father Saša Pokuševski is a former professional basketball player and a coach. Holds both Greek and Serbian passports. Had the option to represent either Greek or Serbian national teams but opted in representing Serbia. Was the youngest player in the 2020 NBA Draft.

INTERNATIONAL STATISTICS

Year	Team	G	GS	MIN	FGM-A	3PM-A	FTM-A	OFF	DEF	REB	AST	STL	BLK	TO	PTS	RPG	APG	PPG
17-18	Olympiacos	3	3	69	13-33	3-11	1-2	3	11	14	7	6	3	7	30	4.7	2.3	10.0
18-19	Olympiacos	6	4	111	22-52	10-20	10-14	4	26	30	11	10	14	11	64	5.0	1.8	10.7
19-20	Olympiacos	12	8	256	42-105	17-53	18-23	14	73	87	34	14	20	21	119	7.3	2.8	9.9
Career	--	21	15	436	77-189	30-84	29-39	21	110	131	52	30	37	39	213	5.6	2.3	10.2



22 ISAIAH ROBY

POSITION: Forward HEIGHT: 6-8 WEIGHT: 230

NBA Years
2nd NBA Season
Prior to NBA
Nebraska

Birthdate
2/3/98

Birthplace
Dixon, Ill.

Acquired
From Dallas in exchange for Justin Patton on 1/24/20.



2019-20 AVERAGES

Saw action in three games with the Thunder and grabbed two rebounds in 11 minutes of play.

2019-20 NOTES

Acquired by Oklahoma City from Dallas. Made his NBA debut on 1/29 at Sacramento. Originally selected by Detroit with the 45th overall pick of the 2019 NBA Draft before being traded to Dallas. With Oklahoma City, missed two games due to the trade, five games DND – Coach's Decision and five games DNP – Coach's Decision. Sat out four games on G League assignment. With Dallas, missed five games with right planter; fascia, one game DNP – Coach's Decision, eight games Inactive – Coach's Decision, 30 games NWT – G League Assignment. Not with the team for the 2020 NBA Restart. In five games (all starts) for Dallas at MGM Resorts NBA Summer League 2019 in Las Vegas, averaged 8.8 points, team-high 5.2 rebounds, 1.4 assists, 1.0 steal and team-high 1.2 blocks in 27.6 minutes per game.

2019-20 NBA G LEAGUE

Appeared in 17 G League games (nine starts), and averaged 8.1 points, 6.1 rebounds, 1.4 assists, 1.12 steals and 1.29 blocks in 20.2 minutes, shooting 50.0 percent. With the Blue, appeared in eight games, and averaged 6.9 points, 5.1 rebounds, 1.1 assists, 1.13 steals and 1.63 blocks in 19.4 minutes, shooting 48.8 percent from the field and 45.5 percent from beyond the arc. Appeared in nine games (all starts) with the Texas Legends this season where he recorded averages of 9.2 points, 7.0 rebounds, 1.7 assists, 1.11 steals and 1.00 block in 21.0 minutes per contest, shooting 50.8 percent from the field. With the Legends, logged three double-doubles on the season. On 11/20 vs. Stockton, scored a career-high 14 points, eight rebounds and two steals. On 11/16 at Iowa, went 5-of-7 from the field to tally 11 points, a game-leading and career-high-tying 10 rebounds, five assists and three blocks.

COLLEGE

In 3 seasons at Nebraska (2016-19), averaged 8.1 points, 5.5 rebounds, 1.5 assists, 1.6 blocks and 23.9 minutes in 97 games (52 starts). Led Nebraska in rebounding and blocks in each of his final two seasons at the school (6.3 rebounds and 2.0 blocks as a sophomore in 2017-18; 6.9 rebounds and 1.9 blocks as a junior in 2018-19). Ranked third in the Big Ten in blocks (2.0) as a sophomore in 2017-18 and tied for third in the conference in swats (1.9) as a junior in 2018-19. Won the Big Ten Sportsmanship Award (2019). Named to the Nebraska Scholar-Athlete Honor Roll (Spring 2017). Awarded Tom Osborne Citizenship Team (2017, 2019). **2018-19 (Junior):** Started all 35 games and averaged career highs for points (11.8), rebounds (6.9), assists (1.9), steals (1.3) and minutes (31.3). Led the Huskers in rebounding (6.9) and blocks (1.9) for the second year in a row. Finished tied for third in the Big Ten in blocks

(1.9). Shot 45.4 percent (148-326) from the field. Made 28 three-pointers as a junior (28-84, .333), after he hit 21 in his first two seasons combined. Posted three double-doubles, including two 20-point/10-rebound efforts. Had five games with 20+ points. Logged 19 games with 10+ points. Tallied three games with 10+ rebounds. Registered 20 points, eight rebounds, three assists and two blocks in 31 minutes vs. Cal State Fullerton (12/22/18). Recorded a game-high 22 points to go with team-high 11 rebounds (five offensive), two steals and game-high four blocks in 38 minutes in win over Josh Reaves' Penn State Nittany Lions (1/10/19). Logged a game-high 20 points to go with team-high 14 rebounds, two steals and season-high (game-high) five blocks in 40 minutes vs. Maryland (2/6/19). Produced a game-high 19 points to go with career-high (game-high) 16 rebounds, two steals and season-high-tying (game-high) five blocks vs. Northwestern (2/16/19). Notched 23 points (9-12 FG, 4-4 3FG), eight boards and game-high three blocks in 37 minutes vs. Iowa (3/10/19). Registered a career-high (game-high) 28 points (9-12 FG, 1-2 3FG, 9-10 FT) to go with game-high eight rebounds and two steals in 40 minutes in win over Butler in the first round of the NIT (3/20/19). **2017-18 (Sophomore):** Averaged 8.7 points, team-high 6.3 rebounds, 1.7 assists, a career-high (team-high) 2.0 blocks and 24.0 minutes in 32 games (13 starts). Shot a career-high (team-high) 56.5 percent (95-168) from the field and career-high 40.5 percent (17-42) from three-point range. Shot a 72.4 percent (71-98) clip from the FT line. Led the Cornhuskers in rebounding (6.3), blocks (2.0) and field goal percentage (.565). Ranked third in the Big Ten (43rd in Division I) in blocks per game (2.0). Finished fourth in the conference in total blocks, as his 63 blocks were the most by a Husker since 2001. Joined Ohio State's Keita Bates-Diop as the only Big Ten players to total at least 50 blocks and 50 assists in 2017-18. Led NU with 4 double-doubles. Had 16 games with 10+ points. In season opener, 11 points, season-high 13 rebounds and career-high 6 blocks in win vs. Eastern Illinois (11/11/17). Scored in double figures in each of his final 8 games, averaging 13.0 points (.630 FG), 8.8 rebounds and 2.6 blocks in that span (2/6-3/14/18). Finished with a season-high 19 points (8-10 FG, 1-2 3FG, 2-2 FT) to go with eight rebounds and five blocks in win at Minnesota (2/6/18). Followed up his season-best 19-point performance by recording a double-double in each of his next three games – 10 points and 11 rebounds vs. Rutgers (2/10/18), 11 points and 10 rebounds vs. Maryland (2/13/18), 14 points and 10 boards at Illinois (2/18/18). Led the Huskers in scoring (16), rebounds (seven) and blocks (five) in the Big Ten Tournament against Michigan (3/2/18). Finished two boards shy of a double-double (10 points and eight rebounds) in the NIT at Mississippi State (3/14/18). **2016-17 (Freshman):** Averaged 3.1 points, 2.9 rebounds and 15.2 minutes in 30 games (four starts). Ranked third on the team with 25 blocks, the fifth-highest total by a Husker freshman. Keyed NU's win at No. 16 Indiana (12/28/16) with 8 points, 6 rebounds and 3 assists in 21 minutes, highlighted by a dunk featured on SportsCenter's top-10 plays of the day. Netted a season-high 10 points vs. Michigan (3/5/17).

HIGH SCHOOL

Attended Dixon High School, finishing his career as the school's No. 2 all-time leading scorer with 1,328 points while setting school records in both rebounds (939) and blocked shots (327). Joined a team that finished its previous season with a 1-28 record but led Dixon to a combined 76-13 mark in his final three seasons at the school. As a senior, averaged 19.7 points, 10.5 rebounds, 5.5 assists and 3.9 blocks per game to lead Dixon to a 25-4 record. In addition to his basketball exploits, was also a high school high jumper who placed fourth in the high jump in the Illinois Class 2A meet in 2016.



REGULAR SEASON CAREER HIGH

MIN 6 at MIL 2/28/20
FGM " "
FGA 1 at SAC 1/29/20
3PM " "
3PA " "
FTM " "
FTA " "
OR " "
DR 1 (2X) at MIL 2/28/20
TR 1 (2X) at MIL 2/28/20
AST " "
STL " "
TO 1 at MIL 2/28/20
BLK " "
PTS " "

NBA REGULAR SEASON STATISTICS

Year	Team	G	GS	MIN	FGM-A	3PM-A	FTM-A	OFF	DEF	REB	AST	STL	BLK	TO	PTS	RPG	APG	PPG
19-20	OKC	3	0	11	0-1	0-0	0-0	0	2	2	0	0	0	1	0	0.7	0.0	0.0
Career	--	3	0	11	0-1	0-0	0-0	0	2	2	0	0	0	1	0	0.7	0.0	0.0

34 HENRICH WILLIAMS

POSITION: Guard HEIGHT: 6-7 WEIGHT: 210

NBA Years
3rd NBA Season
Prior to NBA
TCU

Birthdate
12/2/94

Birthplace
Waco, Texas

Acquired
From New Orleans along with Zylan Cheatham, Josh Gray, Darius Miller, a 2023 second-round draft pick (via Washington) and a 2024 second-round draft pick (via Charlotte) from New Orleans, George Hill from Milwaukee, a protected 2023 first-round draft pick from Denver and a trade exception in a four-team trade in exchange for sending Steven Adams to New Orleans on 11/24/20.



CAREER AVERAGES

Appeared In 85 games (47 starts) with New Orleans, logging averages of 4.9 points, 4.8 rebounds and 1.6 assists in 22.5 minutes.

2019-20 AVERAGES

Appeared in 39 games (18 starts) with New Orleans, averaging 3.5 points, 4.8 rebounds, 1.5 assists, and 0.7 steals in 21.3 minutes per contest while shooting .347 from the floor

2019-20 NOTES

Scored in double figures three times and rebounded in double figures four times. Prior to the NBA restart, averaged 3.8 points, 5.1 rebounds, and 1.5 assists in 35 games (18 starts). Notched seven rebounds and a season-high five assists on 12/11 at Milwaukee. Scored eight points and grabbed a season-high 13 boards on 11/19 vs. Portland. Tallied eight points and 10 rebounds vs. LA Clippers on 11/14. Grabbed 11 rebounds vs. Houston (11/11), his fifth career double-digit rebound performance. Racked up 16 points, six rebounds, two assists, and three steals vs. Golden State on 10/28. Missed 27 games from 1/8-3/8 due to a back injury.

NBA CAREER

2018-19: In 46 games (29 starts) with New Orleans, averaged 6.1 points, 4.8 rebounds, 1.8 assists, and 1.0 steal in 23.5 minutes per contest while shooting 38.4 percent from the floor, 33.3 percent from three-point range and 68.4 percent from the line. Scored in double-figures nine times and rebounded in double-figures four times. Racked up nine points, five rebounds, four assists, and a career-high five steals vs. Toronto on 3/8. Tallied nine points and 12 rebounds vs. Oklahoma City on 2/14, his third double-digit rebounding effort of the season. Notched his first NBA double-double, tallying 10 points, 13 rebounds, and a career-high seven assists on 2/9 at Memphis. Tallied 19 points, six rebounds, and two assists vs. Minnesota (2/8). Made his first NBA start on 2/4 vs. Indiana, tallying eight points, eight rebounds, and notching season highs with five assists and two steals. Notched 12 points, eight rebounds, and three assists on 2/2 at San Antonio. Poured in a career-high 21 points off the bench while connecting on five three-pointers vs. Denver on 1/30, becoming the second rookie this season to connect on five triples in one of their first 16 career games, with the

first being Atlanta's Trae Young. Pulled down a career-high 16 rebounds at Houston (1/29) after entering the game with 15 total rebounds in his career, setting the Pelicans franchise record for rebounds by a guard and becoming the first player since Blake Griffin (11/17/10) to grab at least 16 rebounds in one of their first 15 career games. Scored two points and grabbed four rebounds in 18 minutes of action on 1/24 at Oklahoma City. Recorded the first two assists of his career vs. Memphis on 1/7. Scored his first NBA points at Portland on 11/1, netting five points on 2-of-2 shooting from the field. Made his NBA debut at Houston (10/17), seeing two minutes of action.

NBA G LEAGUE CAREER

2018-19: Appeared in seven games (one start) on assignment in the NBAGL with the Texas Legends and Westchester Knicks during the 2018-19 season, averaging 13.9 points, 10.3 rebounds, 3.3 assists and 2.14 steals in 30.1 minutes per game, shooting 52.5 percent from the floor.

COLLEGE

Played three seasons at TCU after spending his freshman campaign at New Mexico Junior College, appearing in 102 games (85 starts) for the Horned Frogs in which he averaged 11.0 points, 8.6 rebounds, 2.7 assists, and 1.4 steals. **2017-18 (Senior):** At TCU, started in all 32 games played. Averaged 9.3 rebounds, the second-most in the Big 12 and 34th-most in the NCAA. Led TCU in rebounding for the third time in his career, joining Gary Turner as the only TCU players to lead his team in rebounding for three seasons. Had 6.5 defensive boards per game, which ranked second in the Big 12, and 2.8 offensive rebounds per game, which ranked fifth in the Big 12. Grabbed at least six rebounds in 30 of 32 games played. Finished with 877 career rebounds, the fourth-most in school history. Averaged 13.2 points per game, which ranked second on the team and 16th in the Big 12. Shot .477 from the field, the 15th-best in the Big 12. Shot .395 from 3-point range, the 12th-best in the Big 12. Recorded 3.9 assists per game, the sixth best in the Big 12. Started 32-of-32 games played and logged 36.0 minutes per game, the second-best in the Big 12. Had 13 double-doubles, which tied for the second-most in the Big 12 and finished with 34 for his career. Recorded at least 20 points five times including a career-high 27 points in 40 minutes of action in a win over SMU (12/5). Recorded 26 points, with the help of 7-of-11 shooting from 3-point range, eight rebounds and four assists in a double-overtime loss at Texas (1/10). Had a season-



REGULAR SEASON CAREER HIGH

MIN.....40.....at DAL.....3/18/19
FGM.....8.....vs. DEN.....1/30/19
FGA.....14.....vs. DEN.....1/30/19
3PM.....5.....vs. DEN.....1/30/19
3PA.....9.....vs. DEN.....1/30/19
FTM.....3 (2x).....at TOR.....10/22/19
FTA.....4 (3x).....vs. POR.....11/19/19
OR.....6.....at MEM.....2/9/19
DR.....11.....at HOU.....1/29/19
TR.....16.....at HOU.....1/29/19
AST.....7.....at MEM.....2/9/19
STL.....5 (2x).....vs. GSW.....4/9/19
TO.....3 (4x).....at SAC.....4/7/19
BLK.....3.....vs. ORL.....12/15/19
PTS.....21.....vs. DEN.....1/30/19

NBA REGULAR SEASON STATISTICS

Year	Team	G	GS	MIN	FGM-A	3PM-A	FTM-A	OFF	DEF	REB	AST	STL	BLK	TO	PTS	RPG	APG	PPG
18-19	NOP	46	29	1079	52-156	107-279	13-19	55	164	219	83	45	19	36	279	4.8	1.8	6.1
19-20	NOP	39	18	832	51-147	25-97	9-26	51	136	187	57	27	21	22	136	4.8	1.5	3.5
Career	--	85	47	1911	158-426	77-253	22-45	106	300	406	140	72	40	58	415	4.8	1.7	4.9

high seven assists twice, vs. ULM (11/10) and at West Virginia (2/12). Was named the Most Outstanding Player of the Emerald Coast Classic after recording 23 points and 17 rebounds against New Mexico (11/24) and 17 points and 12 rebounds against St. Bonaventure (11/25). **2016-17 (Junior):** At TCU, after 618 days away from competition, made his season debut against Jacksonville State (11/18/16). Started 36 of 37 games played. Nearly averaged a double-double with 11.4 points and 9.7 rebounds. His 9.7 rebounds and 3.3 offensive rebounds per game each ranked No. 2 in the Big 12 and No. 25 in the NCAA. Ranked first in the Big 12 and 11th in the NCAA with 19 double-doubles. Ranked No. 5 all-time at TCU for the most rebounds in a season with 359. Became the only player in school history to record over 400 points (421), 300 rebounds (359) and 100 assists (101) in a season. Was one of six NCAA DI players to record 400/300/100 this season. Recorded the second triple-double in TCU history with 11 points, 14 rebounds and a season-high 10 assists against Richmond (3/21) in the quarterfinals of the NIT. Was one of 23 NCAA DI players to record a triple-double this season. Recorded a double-double in all five NIT games and averaged 15.6 points, 12.0 rebounds and 5.0 assists over that time. Had 13 points and 10 rebounds against Fresno State (3/15) for TCU's first double-double in postseason since Lee



Naillon had 27 points and 14 rebounds in the 1999 NIT vs. Oregon. Grabbed at least five boards in all but three games and 10 or more rebounds 23 times. Recorded a season-high 18 rebounds at UNLV (11/25). Played 1,211 total minutes, the sixth-most in school history. Scored in double-figures 25 times including a season-high 25 points in the NIT championship game against Georgia Tech (3/30). **2015-16 (Redshirt):** Sat out the entire campaign with a knee injury. **2014-15 (Sophomore):** At TCU, scored in double-figures 15 times, while leading the Frogs in rebounding in nine games. Tallied a double-double in three games, including a 10-point, 16-board outing versus Texas Tech in late February, which helped TCU continue a three-game home winning streak versus conference opponents during a late February stretch. Williams, who closed the regular-season scoring a career-high 17 points, while grabbing nine boards versus nationally ranked Iowa State, recorded eight double-digit outings against conference foes. All but one of his season highs came in Big 12 games. Wrapped-up league play ranking No. 7 overall in rebounding after averaging 6.8 rebounds a contest and No. 3 in offensive rebounds with 2.78 offensive boards a game. On the season, Williams finished No. 5 overall in rebounds (6.7) and No. 3 in offensive rebounds (2.82), respectively. Was named MVP of the Corpus Christi Coastal Classic after posting his first career double-double with 10 points and 11 boards against Mississippi State. Notched eight double-digit outings against league foes, while starting the last half of the season. Had 10 or more points versus Texas Tech, K-State, Oklahoma, Baylor, Kansas, West Virginia and Texas in conference play. Finished with eight or more rebounds in 12 games. **2013-14 (Freshman):** Competed at New Mexico Junior College as a freshman during the 2013-14 season where he earned all-conference honors. Averaged 10.1 points per game in 34 games, while shooting almost 60 percent from the field. Grabbed 6.9 boards per contest. Closed out the year with 18 double-digit outings, which included a 23-point outburst on 11-of-19 from the field in late February against Clarendon College. Helped lead the Thunderbirds, who were ranked as high as No. 7 in the country in 2013-14, to the second round of the NJCAA Men's National Basketball Championship and a 27-7 record for head coach James Miller.

HIGH SCHOOL

Averaged 14.6 points, 9.9 rebounds and 2.1 steals during his final year at Waco University. Was the 2013 District 8-4A Defensive Player of the Year. Led Waco to a 28-5 record, which included a district championship and a march to the 4A Region I quarterfinals. Played AAU ball for Texas Rise. Earned the nicknamed 'Kenny Hustle' while at TCU due to his relentless effort, diving at loose balls, and chasing down rebounds.

TWO-WAY PLAYERS



9 MOSES BROWN

POSITION: Center HEIGHT: 67-1 WEIGHT: 245

NBA Years
2nd NBA Season
Prior to NBA
UCLA

Birthdate
10/13/99

Birthplace
New York, N.Y.

Acquired
Signed to a Two-Way Contract on 12/9/20.

2019-20 AVERAGES

Spent the season as a two-way player for Portland where he appeared in nine games and registered averages of 1.2 points and 1.6 rebounds in 3.7 minutes per contest, shooting 40.0 percent from the floor.

2019-20 NOTES

Scored his first NBA points on 11/25 at Chicago where he tallied a career-best four points on 2-for-4 shooting, two rebounds and a steal in just four minutes of action. Followed up that career night with back-to-back four-point performances, this time grabbing a career-leading four rebounds on 11/27 vs. Oklahoma City. Made his NBA debut on 11/10 vs. Atlanta.

2019-20 G LEAGUE NOTES

While on assignment with the Texas Legends of the NBA G League, he saw action in 30 games and averaged 14.4 points, a team-high 7.7 rebounds and team-best 1.33 blocks in 19.4 minutes per game, shooting a team-leading 64.1 percent from the field.

COLLEGE

2018-19: In one year at UCLA, played in 32 games (31 starts) and averaged 9.7 points and a team-leading 8.3 rebounds per game. Was one of five players named to the Pac-12 All-Freshman Team. Also secured honorable mention status on the Pac-12 All-Defensive Team. Registered a team-leading nine double-doubles. Ranked fourth in the Pac-12 in rebounding (8.3), third in overall field goal percentage (.607) and fourth in blocks per game (1.9). Led all Pac-12 players in offensive rebounds per game (3.4). Scored in double figures in 16 of 32 games played. Recorded at least

10 rebounds in 11 contests, including a season-best 17 rebounds in his collegiate debut (versus Purdue Fort Wayne on 11/6/18). Had at least one blocked shot in 29 of 32 games played. Scored a season-high 23 points in his third collegiate game (versus Saint Francis U on 11/16/18). Made a season-high 11 shots (on 14 attempts) in his 23-point effort against Saint Francis U. Led UCLA in overall field goal percentage (.607), rebounds (266), rebounds per game (8.3) and blocked shots (62). His single-season total of 62 blocks ranks fourth on the school's single-season list. In addition, his total of 62 blocks ranks ninth on the Pac-12's freshman season blocks list. Became UCLA's fourth freshman in the previous seven seasons to lead the team in rebounds. Became the Bruins' first player with at least 19 points and 17 rebounds in his collegiate debut since Kareem Abdul-Jabbar (then Lew Alcindor) scored a then-school-record 56 points and grabbed 21 rebounds against USC on 12/3/66. Was listed as one of 10 semifinalists, midway through the season, for the Kareem Abdul-Jabbar Center of the Year Award. Finished with a season-high eight blocks against Saint Francis U (11/16/18) – since UCLA began to officially record blocks on a consistent basis in 1978-79, only three other Bruins have recorded at least eight blocks in one game.

HIGH SCHOOL

Was a four-year varsity basketball letter winner at Archbishop Molloy High School under head coach Mike McCleary. Averaged 26.0 points, 17.0 rebounds and 6.0 blocks per game as a senior at Archbishop Molloy (2017-18). Was ranked 18th in his high school class by ESPN.com, 20th by Rivals.com and 21st by 247sports.com. In addition, was rated as the No. 2

player in New York in his high school class by NYCHoops.net. Was named the Most Valuable Player of the CHSAA (Catholic High School Athletic Association) in 2018. During his senior season, recorded a single-game season high of 37 points. In addition, finished with at least 20 points in 15 games. Led Archbishop Molloy to the CHSAA city semifinals for the second consecutive season (2017-18). Tallied 23 points and 11 rebounds in a city semifinal loss to Archbishop Stepinac. Named a first-team All-State selection on the American Family Insurance All-USA New York Boys Basketball Team in 2017-18. Finished with 11 points, five rebounds and two blocks in 13 minutes off the bench in the 2018 McDonald's All-American Game in Atlanta. Was invited to compete in the 2018 BallisLife All-America Game after his senior season. Secured CHSAA "AA" first-team all-league acclaim as a junior, when he averaged 20.3 points, 13.9 rebounds and 4.0 blocks per game for Archbishop Molloy. Helped guide his high school team to a 21-8 record during his junior year (2016-17). Became the first student-athlete at Archbishop Molloy High School to secure McDonald's All-America acclaim since Kenny Anderson in 1989 (Anderson played at Georgia Tech before excelling in the NBA).

REGULAR SEASON CAREER HIGH

MIN	10	at NOP	2/11/20
FGM	2	at CHI	11/25/19
FGA	4	at CHI	11/25/19
3PM	-	-	-
3PA	-	-	-
FTM	2	vs. OKC	11/27/19
FTA	4	at NOP	2/11/20
OR	1 (3x)	vs. GSW	1/20/20
DR	3 (3x)	at NOP	2/11/20
TR	4	vs. OKC	11/27/19
AST	1	at NOP	2/11/20
STL	1	at CHI	11/25/19
TO	1 (3x)	vs. GSW	1/20/20
BLK	1	at NOP	2/11/20
PTS	4 (2x)	vs. OKC	11/27/19

CAREER REGULAR SEASON STATISTICS

Year	Team	G	GS	MIN	FGM-A	3PM-A	FTM-A	OFF	DEF	REB	AST	STL	BLK	TO	PTS	RPG	APG	PPG
19-20	POR	9	0	33	4-10	0-0	3-8	3	11	14	1	1	1	3	11	1.6	0.1	1.2
Career	--	9	0	33	4-10	0-0	3-8	3	11	14	1	1	1	3	11	1.6	0.1	1.273



15 JOSH HALL

POSITION: Forward HEIGHT: 6-8 WEIGHT: 200

NBA Years

Rookie

Prior to NBA

Moravian Prep

Birthdate

10/8/00

Birthplace

Greenville, N.C.

Acquired

Signed to a Two-Way Contract on 12/9/20.

CAREER NOTES

Played his freshman season of high school basketball at Southern High School in Durham, N.C. before transferring to Oak Hill Academy and spending two years on its local team. Enjoyed his last two seasons at Moravian Prep in Hudson, N.C. Emerged as a highly touted prospect in his two seasons at Moravian Prep. Led the Lions' National Prep team to a 34-3 record in 2019-20 and a title at the Independent School National Varsity Championship Tournament behind his 24.0 points and 4.4 rebounds per game. Won two National Association of Christian Athletes Championships (2017 and 2018) with the Varsity B team at Oak Hill Academy (Mouth of Wilson, Va.). Earned All-Tournament honors at the John Wall Holiday Invitational, averaging 20.7 points and 7.7 rebounds per game. Scored 27 points against Hillcrest Prep, which featured fellow 2020 draft prospect Makur Maker, at the Wall Invitational. Competed for Team Loaded NC on the adidas AAU circuit in the spring of 2019 and registered averages of 15.6 points and 4.1 rebounds per contest. Also competed at the Pangos All-American Camp that summer. Averaged 17.7 points in three games at the Big Shots National Prep Showcase in February. As a Junior, averaged 25 points, seven rebounds and five assists per matchup. Originally committed to play at N.C. State before making himself available for the 2020 NBA Draft. Ranked by 247Sports as the No. 30 prospect in the 2020 recruiting class. Named the North Carolina Player of the Year by Phenom Hoops in 2020.



HOW THE THUNDER WAS BUILT



VIA DRAFT:	Darius Bazley	2019 NBA Draft – Acquired Bazley's draft rights from Memphis via Utah (selected 23rd overall) along with a 2024 second-round draft pick in exchange for the draft rights to Brandon Clarke (selected 21st overall).
	Hamidou Diallo	2018 NBA Draft – Acquired Diallo's draft rights from Charlotte (selected 45th overall) in exchange for a 2019 second-round draft pick and cash considerations.
	Théo Maledon	2020 NBA Draft – Acquired Maledon's draft rights from Philadelphia (selected 34th overall) along with Al Horford, the draft rights to Vasilije Micić (originally selected 52nd overall by Philadelphia in the 2014 NBA Draft) and a 2025 first-round draft pick in exchange for Terrance Ferguson, Danny Green and Vincent Poirier.
VIA TRADE:	Aleksej Pokuševski	2020 NBA Draft – Acquired Pokuševski's draft rights from Minnesota (selected 17th overall) along with James Johnson and a 2024 second-round draft pick in a three-team trade in exchange for sending Ricky Rubio and the draft rights to Jaden McDaniels (selected 28th overall) to Minnesota and sending the draft rights to Immanuel Quickley (selected 25th overall) to New York.
	Trevor Ariza	Acquired from Detroit along with Justin Jackson, a 2023 second-round draft pick (best from either Dallas or Miami) and a 2026 second-round draft pick from Dallas in a three-team trade in exchange for sending James Johnson to Dallas on 11/27/20.
	Shai Gilgeous-Alexander	Acquired from the LA Clippers along with Danilo Gallinari, three Clippers' first-round draft picks (2022, 2024 and 2026), two first-round picks via Miami (2021 and 2023) and the right to two first-round pick swaps (2023 and 2025) in exchange for Paul George on 7/10/19.
	George Hill	Acquired from Milwaukee along with Zylan Cheatham, Josh Gray, Darius Miller, Kenrich Williams, a 2023 second-round draft pick (via Washington) and a 2024 second-round draft pick (via Charlotte) from New Orleans, a protected 2023 first-round draft pick from Denver and a trade exception in a four-team trade in exchange for sending Steven Adams to New Orleans on 11/24/20.
	Al Horford	Acquired from Philadelphia along with the draft rights to Théo Maledon (selected 34th overall), the draft rights to Vasilije Micić (originally selected 52nd overall by Philadelphia in the 2014 NBA Draft) and a 2025 first-round draft pick in exchange for Terrance Ferguson, Danny Green and Vincent Poirier on 12/8/20.
	Justin Jackson	Acquired from Dallas along with a 2023 second-round draft pick (best from either Dallas or Miami) and a 2026 second-round draft pick from Dallas and Trevor Ariza from Detroit in a three-team trade in exchange for sending James Johnson to Dallas on 11/27/20.
	Ty Jerome	Acquired from Phoenix along with Jalen Lecque, Kelly Oubre Jr., Ricky Rubio and a 2022 first-round draft pick in exchange for Abdel Nader and Chris Paul on 11/16/20.
	Darius Miller	Acquired from New Orleans along with Zylan Cheatham, Josh Gray, Kenrich Williams, a 2023 second-round draft pick (via Washington) and a 2024 second-round draft pick (via Charlotte) from New Orleans, George Hill from Milwaukee, a protected 2023 first-round draft pick from Denver and a trade exception in a four-team trade in exchange for sending Steven Adams to New Orleans on 11/24/20.
	Isaiah Roby	Acquired from Dallas in exchange for Justin Patton on 1/24/20.
	Kenrich Williams	Acquired from New Orleans along with Zylan Cheatham, Josh Gray, Darius Miller, a 2023 second-round draft pick (via Washington) and a 2024 second-round draft pick (via Charlotte) from New Orleans, George Hill from Milwaukee, a protected 2023 first-round draft pick from Denver and a trade exception in a four-team trade in exchange for sending Steven Adams to New Orleans on 11/24/20.
VIA FREE AGENCY:	Luguentz Dort	Signed to an NBA contract on 6/24/20. Originally signed to a Two-Way Contract on 7/6/19.
	Frank Jackson	Signed on 12/4/20.
	Mike Muscala	Signed on 7/10/19.
TWO-WAY PLAYERS:	Moses Brown	Signed to a Two-Way Contract on 12/9/20.
	Josh Hall	Signed to a Two-Way Contract on 12/9/20.

BASKETBALL OPERATIONS



SAM PRESTI
EXECUTIVE VICE PRESIDENT
& GENERAL MANAGER



Sam Presti enters his 14th season with the Oklahoma City Thunder franchise after being named the 11th General Manager in club history on June 7, 2007 at 29 years old, making him the second-youngest person to ever hold the position in NBA history. Presti remains the ninth youngest and also the fifth-most tenured head of basketball operations in the NBA.

A year into his tenure with the Thunder, Presti was promoted to Executive Vice President and General Manager by Professional Basketball Club Chairman, Clayton I. Bennett. Presti and Bennett represent the fifth-longest pairing for a Governor of an NBA team and head of basketball operations.

Presti and his staff have watched the Thunder amass the second-best record in the NBA since the start of the 2009-10 season, while also recording the eighth-best winning percentage of all four major sports teams in North America during the same period of time.

By advancing to the 2020 Playoffs, the Thunder became one of just three teams (Boston and San Antonio) to reach the postseason 10 times in the past 11 seasons. Under Presti's guidance, the Thunder has captured five Northwest Division Championships and reached the Conference Finals four times, including the team's trip to the NBA Finals in 2012. From 2009-2019, the Thunder averaged the second-best net rating (+4.6) and had the third-most seasons with a net rating of +6.0 or more behind only San Antonio and Golden State.

Throughout his tenure, Presti has led with a method of consistent philosophies and values while using diverse roster building techniques to sustain several cycles of the Thunder.

Following the 2018-19 season, Presti began repositioning and replenishing the franchise with a series of moves, acquiring Chris Paul, Shai Gilgeous-Alexander, Danilo Gallinari, eight first round draft picks and four pick swaps in separate deals involving Paul George, Russell Westbrook and Jerami Grant. In the George deal alone, the Thunder acquired five first round picks, a record for first round picks to come back in a single trade. The revised version of the Thunder again made the playoffs earning the fifth seed in the Western Conference as Presti finished second in Executive of the Year voting.

Continuing to reposition the franchise after a decade-plus of high performance, prior to the start of the 2020-21 season Presti and the Thunder executed trades 11 trades with 15 different teams, marking the most activity for a team in an offseason since the advent of the NBA Draft Lottery in 1985. The flurry of movements led to the acquisition of four additional first-round draft picks and six future second-round draft selections. As a result, the Thunder maintains control of 18 first-round picks, 13 second-round picks and four pick swaps between now and the 2027 NBA Draft.

Throughout his time leading the Thunder's basketball operations efforts, Presti and his staff have enjoyed success with respect to the NBA Draft, beginning with the 2007 selection of Kevin Durant with the second overall pick. Presti went on to draft Russell Westbrook and Serge Ibaka in 2008 with the fourth and 24th selections, before taking James Harden with the third overall pick in 2009. The selections of Durant, Westbrook and Harden marked the only time in NBA history where future MVPs were selected by the same GM in three consecutive drafts. Presti and his staff have also been able to pick key contributors throughout the draft as evident by selecting Reggie Jackson 24th in 2011, Steven Adams 12th and Andre Roberson 26th in 2013 and Domantas Sabonis 11th in 2016.

Presti and the Thunder have also shown a consistent ability to acquire All-Star and All-NBA talent via trades. Since 2016, the Thunder have traded for All-Stars Victor Oladipo, Paul George, Carmelo Anthony, Chris Paul and Al Horford.

After acquiring six-time All-Star Paul George in a landmark trade from the Indiana Pacers in June of 2017, George then signed a multi-year deal with the Thunder in the summer of 2018. This occurred the offseason after the Thunder signed Westbrook in September of 2017 to his third multi-year contract extension with the team. George and Westbrook are two of the nine players Presti and his front office have either drafted or traded for who have All-Star appearances (Durant, Westbrook, Harden, Victor Oladipo, Sabonis, George, Anthony, Paul and Horford). During Presti's tenure, the Thunder also has the most First and Second Team All-NBA appearances of any team in the NBA (17).

With Presti at the helm, the Thunder advanced to the postseason five straight years (2010-14) and at the conclusion 2012-13 season, Oklahoma City became just the second team in NBA history (Boston Celtics; 1955-60) to increase its winning percentage for five consecutive seasons while maintaining a winning percentage of .700 or better in two of those seasons.

Dating back to the 2011-12 season, the Thunder became Western Conference Champions on the heels of the 2010-11 season in which the Thunder became the youngest team in the prior quarter century to reach the NBA's Western Conference Finals.

During the 2009-10 season, Oklahoma City experienced one of the largest turnarounds in NBA history. A year after winning 23 games, the Thunder concluded the 2009-10 season with a 50-32 record (.610) and captured the franchise's first playoff berth in Oklahoma City. The 27-win improvement was tied for the eighth-largest improvement in NBA history. Presti was named NBA Executive of the Year by Sporting News at the conclusion of the season.

During his stint in OKC, Presti has hired three head coaches. Scott Brooks (2011) and Billy Donovan (2020) both earned Coach of the Year honors during their time with the Thunder, and Mark Daigneault, who was hired prior to the start of the 2020-21 season, is the first person in league history to be promoted from the head coach of the organization's G-League head coach to the franchise's NBA head coach role.

Over the last 10 years, the Thunder, along with the Spurs, have produced the most front office members who have become general managers, as Rich Cho, Rob Hennigan, Michael Winger and Troy Weaver were all hired from the Thunder into the role.

Since moving to Oklahoma City in July of 2008, Presti has stressed the importance of community involvement for both Thunder players and staff. Under his leadership, Thunder players have made more than 2,500 community appearances in and around Oklahoma City. Presti has also made it policy for every new player and staff member to tour the Oklahoma City National Memorial & Museum soon after joining the organization. Presti has also fostered staff wellness through the Thunder's long-standing work with the University of Pennsylvania, who is the leader in the areas of resilience and optimism training.

At the request of former NBA Commissioner David Stern and then Deputy Commissioner Adam Silver, Presti was named to the league's first-ever Competition Committee in May of 2012. During his term, which concluded prior to the 2018-19 season, Presti was a part of the committee that enacted several rule changes, such as concussion protocol, a package of rules to increase game flow, player rest policies, anti-flopping rules, deliberate away-from-the-play fouls, modifications to playoff seeding, qualification and tie-breakers, and adjustments to the NBA Finals scheduling format. Additionally, Presti was asked to serve on the NBA's Instant Replay Committee in 2009, which helped to lay the groundwork for rules changes that the Competition Committee would later make regarding instant replay expansion and the expanded use of the replay center. Presti is currently part of the General Manager Sub-Committee which was designed to help identify opportunities to enhance the future of the NBA.

Prior to joining the Thunder, Presti held a variety of roles with the San Antonio Spurs. After starting in 2000 as a video intern for Gregg Popovich, Presti moved up through the front office ranks under the leadership of R.C. Buford before being elevated to the position of Vice President and Assistant General Manager. As a member of the Spurs, Presti was part of NBA Championship teams in 2003, 2005 and 2007, as well as five division titles.

Presti earned his bachelor's degree in 2000 in communications, politics and law with a minor in psychology from Emerson College in Boston, where he was the first Rhodes Scholar nominee in school history. The Concord, Mass. native served as team captain of the Emerson College basketball team during both his junior and senior seasons. In addition, Presti earned All-Academic honors two times and was twice selected to the Great Northeast Athletic Conference All-Tournament team.

He was honored with the Emerson College Young Alumnus Award in 2005. Presti has also completed Harvard University's Continuing Education program on leadership and decision-making.

Presti currently resides on the executive board of the Oklahoma City National Memorial & Museum and served as chairman of the Memorial's Oklahoma Standard campaign, a movement built on the foundation of resilience, compassion, consistent acts of honor, service and kindness.

Consistent with his organizational commitment to community involvement, Presti has been equally supportive of several worthy causes in his personal life. In June of 2019, the Presti family made a donation to the Children's Hospital at OU Medicine that will provide renovations and upgrades to two procedure rooms at the Jimmy Everest Center for Cancer and Blood Disorders for Children and the Bone Marrow Transplant Unit at The Children's Hospital. The donation will also contribute to a significant construction project in the east lobby of The Children's Center that will provide a "nurturing and interactive space" for children and their parents.

During July 2020, Presti and his high school teammate, friend and CAA Sports executive Mike Johnson launched the Thunder Fellows Program, a partnership between the Thunder and CAA Sports intended to unlock new opportunities in sports, technology and entertainment for Black students in the Tulsa area. Located in the Historic Greenwood District of Tulsa, the curriculum offered through the Thunder Fellows Program will aim to close these gaps and increase the odds of high school and college completion through mentorship, skill development, and the provision of practical experience. Students will be exposed to a variety of disciplines within Thunder basketball operations, where they will work on real-world projects for the organization.

Since 2011, Presti has impacted the lives of 516 students who have gone through his Forward Thinking Leadership Development Program. In partnership with Oklahoma City Public Schools, the program aims to help the next generation of youth in the local community. Starting in 2019, Presti incorporated UPenn and their standard bearing resilience and optimism training for the students who are part of the Forward Thinking group.

Presti is actively involved with PeacePlayers International (PPI), a global outreach program focused on bringing children and communities together through the game of basketball. In 2018, Presti brought PPI together with the Oklahoma City Police Athletic League and made a significant donation to help the two parties develop programs together to foster positive relations with youth and law enforcement.

In 2016, Presti was awarded the Humanitarian Award from the Oklahoma Center for Community and Justice thanks to his work in the area of diversity and inclusion in the workplace. He was bestowed the honor of the 2016 Oklahoman of the Year by Oklahoma Magazine. Presti was recognized as Oklahoma City University's 2012-13 recipient of the Abe Lemons/Paul Hansen Award for Sports Excellence and he also won the Oklahoma March of Dimes Sports Headliner Special Award for 2013.

A skilled drummer, Presti has produced three music CDs with all proceeds benefiting the Extra Ordinary Needs Fund at Children's Hospital in Boston. Also, Presti established the Keenan Smith-Anthony Halls Scholarship Fund at his former high school, Concord-Carlisle, to assist underserved students with their college tuition.

Presti and his wife, Shannon, have a son, Nicholas Rubin and twin daughters, Millie and Elise. Shannon serves as the Teen Leadership Initiatives Coordinator for the YMCA of Greater Oklahoma City.



MARK DAIGNEAULT
HEAD COACH



Mark Daigneault (DAYG-nalt) was named head coach of the Oklahoma City Thunder on Nov. 11, 2020. He becomes the fourth head coach in Thunder history and is the first person to become an NBA team's head coach after previously being the club's G League head coach. He is the second-youngest active head coach in the NBA.

He spent last season as an assistant coach for Oklahoma City and became the fourth-straight head coach of the Thunder's G League affiliate to make the move to an NBA bench. Previously, Daigneault served for five seasons as the head coach of the Oklahoma City Blue, making him the longest tenured coach in franchise history. During his tenure, he led the Blue to four playoff appearances and a 143-107 (.572) record, the most wins by a coach in franchise history. Daigneault also coached the Thunder's Summer League team for three summers.

Daigneault led the Blue to its third consecutive division championship in the 2018-19 season, as the team tied a franchise record with 34 wins and advanced to the conference semifinals. The Massachusetts native was named NBA G League Coach of the Month three times in his tenure, including twice during the 2018-19 season.

During the 2017-18 campaign, the Blue made finished the regular season at the top of the Midwest division and ranked third in the Western Conference. The 2016-17 season saw several records set, as Daigneault led the team to a franchise-record-tying 34 wins. The Blue finished as the regular-season Western Conference Champions and advanced to the Western Conference Finals for the first time under Daigneault.

In 2015-16, Daigneault joined Billy Donovan's Thunder coaching staff midseason on Feb. 17 in place of Thunder assistant Maurice Cheeks, who was sidelined for six weeks due to hip surgery. Daigneault remained with the Thunder for the conclusion of the 2015-16 season and entirety of the Thunder's postseason campaign to the Western Conference Finals.

Under his watch, the Blue had eight players called up to NBA rosters (Daniel Hamilton, Dakari Johnson, Semaj Christon, Josh Huestis, Dwight Buycks, Reggie Williams, Scotty Hopson and Richard Solomon), four players signed to Two-Way Contracts (Markel Brown, Alex Caruso, Donte Grantham and Myke Henry) and 10 Thunder players assigned (Deonte Burton, Semaj Christon, Hamidou Diallo, Terrance Ferguson, Grant Jerrett, Dakari Johnson, Josh Huestis, Mitch McGary, Abdel Nader and Cameron Payne).

Daigneault came to Oklahoma City after spending his previous four years working under Donovan at the University of Florida, where he last held the position of assistant to the head coach. Throughout his four years at Florida, the Gators totaled a record of 120-30 (.800), won three SEC titles and advanced to the Elite Eight each year.

Prior to his time at Florida, Daigneault spent three seasons as an assistant coach at Holy Cross. During Daigneault's tenure, the Crusaders finished as runner-up of the Patriot League Championship in 2008-09.

A 2007 graduate of the University of Connecticut, Daigneault served as a student manager with the Huskies under Jim Calhoun from 2003-07. A native of Leominster, Mass., Daigneault holds a master's degree in sports management from the University of Florida. He and his wife, Ashley Kerr, reside in Oklahoma City.

BASKETBALL OPERATIONS



DAVID AKINYOOYE
ASSISTANT COACH

David Akinyooye (ah-kin-YO-yay) enters his sixth season with Oklahoma City and second as a Thunder assistant coach. Akinyooye spent the previous four seasons as an assistant coach for the Oklahoma City Blue. He came to Oklahoma City in 2015 following a one-year stint as an assistant coach in Lyon, France with Asvel Lyon-Villeurbanne Basket.

Prior to his time in Lyon, Akinyooye served the San Antonio Spurs as a player development quality assurance assistant during San Antonio's 2013-14 NBA championship season. He began his coaching career in 2012-13 with the New York Knicks in the role of coaching workout associate.

Following a collegiate career at Adelphi University in New York, Akinyooye played one season with the Springfield Armor of the NBA G League. The Elmont, N.Y. native received a Bachelor of Science in Communication from Adelphi in 2011.



DAVE BLISS
ASSISTANT COACH

Dave Bliss enters his second season as an assistant coach for the Thunder and eighth overall with the organization. He returned to Oklahoma City at the start of the 2018-19 season to serve as senior player development coach after spending three seasons with the New York Knicks as a player development coach. He previously worked with Oklahoma City as video analyst/player development coach from 2010-15. Bliss served as the head coach for the Thunder's 2019 summer league team which went 4-1 in Las Vegas.

He began his coaching career as a volunteer assistant at the University of Georgia before transitioning to Virginia Commonwealth University to work as a graduate assistant. Bliss worked under Head Coach Shaka Smart in his time at VCU, helping the team to a 27-9 record. A four-year starter at Georgia, Bliss played a key role as the Bulldogs won the school's second SEC Conference Tournament Championship in 2008.

Bliss has also served as an assistant coach for Germany's men's senior national team since 2016. The Wisconsin native holds a Master's in Education from VCU and graduated with honors from Georgia with degrees in political science and real estate.



MIKE WILKS
ASSISTANT COACH

Mike Wilks is set to enter his second season as an assistant coach for the Thunder, his ninth season with the organization overall. Wilks spent seven seasons working in the front office, most recently serving as a senior pro evaluation scout. He is the second former Thunder player (Royal Ivey) to join the team's coaching staff.

He enjoyed a seven-year NBA playing career where he appeared in 233 games with ten different NBA teams and won an NBA championship with the San Antonio Spurs in 2005.

The Milwaukee native played four years of basketball at Rice University where he majored in Economics. In his senior year, he averaged 20.1 points, 4.2 rebounds and 3.0 assists and earned Western Athletic Conference Scholar Athlete honors.



BASKETBALL OPERATIONS



MIKE MILLER ASSISTANT COACH

Mike Miller joins the Thunder for his first season as an assistant coach, bringing with him nearly three decades of coaching experience after spending the 2019-20 season as an assistant coach for the New York Knicks before assuming the role of interim head coach last December.

Miller was moved to his position on the NBA bench after four years at the helm of the NBA G League's Westchester Knicks, where he won G League Coach of the Year in 2018 and guided the Knicks to 108-92 (.540) record overall. Miller led Westchester to the G League Playoffs in three of his four seasons as head coach and was named G League Coach of the Month for November 2016. Before moving to New York in 2015, Miller spent two seasons as an assistant coach with the Austin Spurs, San Antonio's G League affiliate.

Miller has a wealth of collegiate coaching experience, spending time as head coach at Eastern Illinois University (2005-12) and Texas State University (1994-00). The Illinois native was named Southland Coach of the Year in 1997 after leading Texas State to a conference regular season and championship tournament title, as well as an NCAA tournament appearance. He has served as an assistant coach at the collegiate level for UC Riverside (2012-13), Kansas State (2001-05), Texas State (1992-94), Sam Houston State (1990-91) and Western Illinois (1989-90).

Mike and his wife Kelly are parents of two sons, Matt and Joey.



ZACH PETERSON PLAYER DEVELOPMENT COACH

Zach Peterson returns for his second season on the Thunder sideline as a player development coach. Previously, he served as the head video coordinator for the Milwaukee Bucks during the 2018-19 season. Prior to his time in Milwaukee, Peterson spent four years with the Atlanta Hawks, where he quickly climbed the ranks from a video intern in 2014 to an assistant video coordinator in 2016 and finally the head video coordinator for the 2017-18 season.

Peterson began his work in sports as he attended Michigan State University from 2009-13, spending his first two years as the student manager for the women's basketball team before working with the men's team his junior and senior years.



KAMERON WOODS PLAYER DEVELOPMENT COACH

Kameron Woods is set to begin his first season as a player development coach for the Thunder, after spending the previous two seasons as an assistant coach for the Thunder's G League affiliate, the Oklahoma City Blue.

He previously played as a forward for the Blue for two seasons. In his career, Woods played in 99 games (43 starts) and averaged 4.6 points and 4.9 rebounds in 23.7 minutes per game.

A Butler University product, Woods finished his four-year collegiate career as the second leading rebounder in the school's history with 956 rebounds. He led the Bulldogs in blocked shots in all four seasons.

BASKETBALL OPERATIONS



ROB HENNIGAN VICE PRESIDENT OF BASKETBALL OPERATIONS

Rob Hennigan is in first season as Vice President of Basketball Operations and his eighth season overall with the Thunder organization. He worked as the General Manager for the Orlando Magic for five seasons before returning to Oklahoma City in 2017 to serve as the Vice President of Insight & Foresight. He helps oversee key functions within the organization, including player personnel, strategic planning, data science & solutions and information management and counsel.

Hennigan previously worked in the Thunder front office from 2008-12 as the team's Assistant General Manager/Player Personnel. He helped lead a turnaround that saw Oklahoma City go from a 23-win team in 2008-09 season, to a spot in the NBA Finals in 2012. Prior to joining the Thunder, Hennigan spent four seasons with the San Antonio Spurs, where he began as an intern in 2004-05 season before rising in the ranks to be named Director of Basketball Operations in September of 2007. In his time in San Antonio, the team won NBA Championships in 2005 and 2007.

A native of Worcester, Mass., Hennigan graduated with a degree in broadcast journalism from Emerson College in 2004. He was named a Division III All-American and an Academic All-American as a senior. He remains Emerson's all-time leading scorer.

Hennigan and his wife, Marissa, are the parents of two sons, Jameson and Jack.



WILL DAWKINS VICE PRESIDENT OF BASKETBALL OPERATIONS

Will Dawkins enters his first year as Vice President of Basketball Operations and his 13th year with the Thunder organization. In his current role, Dawkins assists with roster development, talent evaluation and strategic planning, while also handling personnel matters, including the NBA Draft and player acquisitions.

Dawkins most recently spent three seasons as the team's Vice President of Identification & Intelligence, where he was responsible for overseeing the professional and amateur evaluation departments, both domestically and internationally. In his time with the Thunder, Dawkins has also held the role of front office intern, assistant video coordinator, scouting coordinator and Director of College Player Personnel, a position he held for five seasons.

A graduate of Emerson College, Dawkins holds a degree in Broadcast Journalism. While at Emerson, he served as captain of the men's basketball team and became a two-time Arthur Ashe Sports Scholar All-American. The Springfield, Mass. native led the High School of Commerce to the 2004 Division I State Championship, while earning the honor of Western Massachusetts Player of the Year and in 2015, he was inducted into the Springfield Massachusetts Sports Hall of Fame.

Dawkins, his wife, Tara and their children Trey and Journee currently reside in Edmond, Okla.



BASKETBALL OPERATIONS



DR. DONNIE STRACK **VICE PRESIDENT OF HUMAN & PLAYER PERFORMANCE**

Dr. Strack enters his 13th season in Oklahoma City where he currently serves as the Vice President of Human & Player Performance. He is responsible for leading the medical and performance staff in providing comprehensive, evidence-based services for Thunder players through innovation, research, and integration of multiple health care professionals.

From 2005-2008, Dr. Strack was in private practice as a physical therapist at Orthopaedic Physical Therapy Services in Wellesley Hills, Mass. Dr. Strack graduated with a Doctor of Physical Therapy degree from the University of Indianapolis in 2005. He earned his undergraduate degree from the University of Indianapolis in 2002 and was awarded the Athletic Training Department Performance Award that same year.

Dr. Strack's first role with an NBA team came in the sixth grade as a ball boy for the Indiana Pacers. He later served as a graduate assistant athletic trainer for the Indiana Pacers from 2002-05. Dr. Strack also served as an athletic trainer during the 2002 World Basketball Championships in Indianapolis and the RCA Tennis Championships in 2001 and 2002.

In 2010, Dr. Strack completed his post-doctorate fellowship in manual therapy from Regis University. He is board certified in Orthopaedic Physical Therapy (OCS) by the American Board of Physical Therapy Specialties and is a Fellow in the American Academy of Orthopaedic Manual Physical Therapists (FAAOMPT).

Dr. Strack currently serves on the Board of Directors for Life.Church and lives in Arcadia with his wife, Sarah, and their seven children – Ellabeth, Anderson, Lilajean, Evaleigh, Harrison, Islarose and Whitaker.



MARC ST. YVES **VICE PRESIDENT OF LOGISTICS & ENGAGEMENT**

Marc St. Yves enters his fourth season as Vice President of Logistics & Engagement and his 42nd with the club. He previously held the title of Director of Team Operations for nine years and prior to that served as the team's Equipment Manager for 24 years.

St. Yves is responsible for all team logistics including security, facility operations, equipment and travel. He started his association with the Thunder organization as a 13-year-old ball boy during the team's 1979-80 season in Seattle. Five years later, he was named assistant equipment manager and became the franchise's primary equipment manager in 1985. In 2020, he was the subject of a Thunder Films documentary, "Everyday Saint" about his career that debuted at the deadCenter Film Festival in June 2020.

Marc and his wife, Karie, have one son Skylar. St. Yves hobbies include fly fishing, golf and other outdoor pursuits.



BASKETBALL OPERATIONS



MATT TUMBLESON **VICE PRESIDENT OF BASKETBALL COMMUNICATIONS & ENGAGEMENT**

Now in his 17th season in the NBA, Matt Tumbleson begins his 10th season with the Oklahoma City Thunder and fourth as the team's Vice President of Basketball Communications & Engagement. He previously served as the Thunder's Director of Basketball Communications.

Tumbleson and the basketball communications staff are responsible for promoting the endeavors of the Thunder players, coaches and front office staff both on and off the court. He is also responsible for managing the day-to-day requests from local, national and international media. Additionally, Tumbleson oversees the organization's Community and Lifestyle Services function, an area that develops and executes programs for the betterment of players that build skills that can be utilized away from the court.

In partnership with the Thunder's broadcast and digital department, Tumbleson developed Thunder Films, which aims to tell the stories of the Thunder's players and people in a unique and in-depth way. Thunder Films has produced "Everyday Saint", "Mr. Thunder" and "Growing Up George", all of which have been featured at the popular deadCenter Film Festival in Oklahoma City. Tumbleson and his team also wrote, produced and directed the popular "Stache Bros." digital series that was part of Russell's Westbrook's MVP campaign.

Prior to joining the Thunder, Tumbleson served three-plus years as the primary media contact for the Memphis Grizzlies for all business operations, FedExForum and team content away from the court. During the 2010-11 season, Tumbleson took over all team on-court communications initiatives in addition to his previous responsibilities as the Senior Manager of Communications and Publications.

Before his stint in Memphis, the Illinois native worked on the team side of communications for the New Jersey Nets and San Antonio Spurs. During the 2005-06 season, Tumbleson worked for both the Spurs media relations and basketball operations department.

Matt resides in Edmond with his wife, Christina, and their four children, Teddy, Audrey, Liv and Abe.



AMANDA GREEN **VICE PRESIDENT / TEAM COUNSEL & STRATEGIC ALIGNMENT**

Amanda Green is in her second season as Vice President/Team Counsel & Strategic Alignment. Green began working with the organization in 2012 and has functioned in many roles, most recently serving as Senior Director of Information Management and Team Counsel. In her current role, she leads the legal department while assisting with the team's strategic planning, execution and compliance.

Green came to Oklahoma City after working as an associate at Proskauer Rose LLP, where she also served as a summer associate prior to graduating law school. She began her professional career as an Intellectual Property Associate with the NBA after graduating with her juris doctor from Georgetown University Law Center in 2010.

The New York native also holds a Bachelor of Science in Economics with a Market & Management certificate from Duke University, where she served as Manager for the men's basketball team from 2002-06, assuming the title of Head Manager in her senior year. Following her graduation from Duke, Green worked for one season as a Basketball Operations Intern with the San Antonio Spurs.

In addition to her responsibilities with the Thunder, she also serves on the Board of Directors for Special Care, Inc. in Oklahoma City. Green has one daughter, Cori Harper Louise.



BASKETBALL OPERATIONS



JESSE GOULD

VICE PRESIDENT OF STRATEGY AND ANALYSIS

Jesse Gould enters his first season as Vice President of Strategy and Analysis and his 12th season with the Thunder organization. Gould was previously the Director of Pro Evaluation, overseeing the club's pro scouting efforts and having direct responsibility for the Thunder's G League affiliate, the Oklahoma City Blue, where he was responsible for roster construction and management for the Blue.

In his current role, Gould will work closely with Wynn Sullivan and Amanda Green on future-focused initiatives for the organization.

In his four years at the helm, the Blue amassed the second-best record in the G League (116-76, .604) and advanced to the playoffs for three straight years, while also being the only G League team to clinch three division titles during that time.

Gould joined the Thunder organization as a Basketball Operations Assistant in 2009 and after his first season was named Basketball Information Coordinator. In 2014, he was promoted to Director of Basketball Research and Analysis before being named Director of Pro Evaluation in 2017.

A native of Philadelphia, Penn., Gould graduated from Stanford University with a bachelor's degree in economics and a minor in psychology. He and his wife, Jordan, reside in Oklahoma City.



WYNN SULLIVAN

VICE PRESIDENT OF STRATEGY AND DESIGN

Wynn Sullivan is set to begin his ninth season with the Thunder organization and first as the Vice President of Strategy and Design. He joined the organization in 2012 as a Basketball Data Analyst before being named the Director of Strategic Planning in 2017. In his current role, Sullivan will work with Jesse Gould and Amanda Green on future-focused initiatives for the organization.

Before coming to Oklahoma City, Sullivan worked as a senior analyst for the Analysis Group in Los Angeles. A Pomona College alumnus, Sullivan earned dual degrees in Math and Economics while playing four years on the Pomona men's soccer and golf teams.

Sullivan and his wife, Molly, have one son, Wilder.

BASKETBALL OPERATIONS STAFF



BRANDON BARNETT
DIRECTOR OF PRO PLAYER PERSONNEL



MASSIMO BIASIN
AMATEUR EVALUATION SCOUT



VANESSA BROOKS
PHYSICAL THERAPIST & ATHLETIC TRAINER



BRADFORD BURGESS
PERFORMANCE ANALYST



WILL CHAPMAN
OPPOSITION SCOUT



NICK COLLISON
BASKETBALL OPERATIONS REPRESENTATIVE




CHRIS CONDIT
TRAVEL & LOGISTICS COORDINATOR



JOE CONNAUGHTON
SENIOR INFORMATION MANAGEMENT & COUNSEL LEAD



RACHEL CUTTS
PHYSICAL THERAPIST



COREY EVANS
AMATEUR EVALUATION SCOUT



GREG FLOOD
DATA SCIENCE & SOLUTIONS SCIENTIST



DARNELL FOREMAN
PERFORMANCE ANALYST



JUDY GRUMBLATT
TRAVEL COORDINATOR



CHRISTOPHER HART
ATHLETIC PERFORMANCE COACH



PAUL HUGGINS
DIRECTOR OF SECURITY



KEVIN HYDE
ATHLETIC PERFORMANCE COACH



BAILEY JOSEPH
STRATEGIC PLANNING ANALYST



TONY KATZENMEIER
ATHLETIC TRAINER



JAMES KOPANIDIS
STRATEGIC PLANNING ANALYST



RYAN LAMBERT
SENIOR AMATEUR EVALUATION SCOUT



AYANA LAWSON
SENIOR DIRECTOR OF COMMUNITY & LIFESTYLE SERVICES



AMALYA LEWINSON
COMMUNITY & LIFESTYLE SERVICES COORDINATOR



BLAKE MCLEAN
DIRECTOR OF PERFORMANCE RESEARCH & DEVELOPMENT



CALEB MEYERS
LOGISTICS COORDINATOR



BRANDON MILLER
SENIOR AMATEUR EVALUATION SCOUT



NAZR MOHAMMED
PRO EVALUATION SCOUT



ERIC MONROE
PERFORMANCE ANALYST



BOON PALIPATANA
DATA SCIENCE & SOLUTIONS SOFTWARE DEVELOPER



ANDREW PAUL
SENIOR ATHLETIC PERFORMANCE COACH



TOM PERRY
DIRECTOR OF DATA SCIENCE & SOLUTIONS



SEBASTIAN PRUITI
PRO EVALUATION SCOUT



TAYLOR RANDLE
PHYSICAL THERAPIST



BRENDAN ROONEY
PRO EVALUATION SCOUT



STEVE SCALZI
PLAYER DEVELOPMENT COACH




RYAN SHEA
DATA SCIENCE & SOLUTIONS SCIENTIST



JOHNNY SHULTS
OPERATIONS LEAD



FORTUNE SOLOMON
PLAYER DEVELOPMENT ANALYST



JENNIFER STRICKLER
PERFORMANCE SCIENTIST




WILSON TAYLOR
SENIOR LOGISTICS LEAD



THOMAS VAN DE HOUTEN
DATA SCIENCE & SOLUTIONS SOFTWARE DEVELOPER



EZRA VAN NEGRI
STRATEGIC PLANNING ANALYST



MARK WARKENTIENT
SPECIAL ASSIGNMENT EVALUATOR

GLENN WONG
SENIOR PROJECT LEAD TO THE EXECUTIVE VICE PRESIDENT & GENERAL MANAGER



The Oklahoma City Blue is the Thunder's NBA G League affiliate. Originally purchased in 2008 by the Professional Basketball Club, LLC, the Thunder's development team played its first six seasons as the Tulsa 66ers before being relocated to Oklahoma City in 2014.

The Thunder has displayed a strong history of utilizing its G League affiliate and developing both players and staff. Since Oklahoma City entered a single-affiliate relationship before the 2008-09 season, the Thunder has assigned 24 different players to its G League club 159 times – the most assignments by an NBA team during that span.

Oklahoma City has been active in "calling up" players from its G League affiliate. The Thunder has called up a player from this club on 16 occasions since 2008 – the most call-ups between associated teams in that stretch.

The Thunder has also utilized its G League team for developing NBA coaches. The past four coaches of this team have received "call-ups" to the NBA ranks. Mark Daigneault (2014-19) was named Head Coach of the Oklahoma City Thunder on Nov. 11, 2020 after spending the 2019-20 season as an assistant on the Thunder bench. Darko Rajakovic (2012-14) is an assistant coach with the Memphis Grizzlies and began his career with the Thunder while Dale Osbourne (2011-12) is an assistant with the Portland Trail Blazers and Nate Tibbets (2009-11) works as Portland's Associate Head Coach.

In the 2019-20 season, Oklahoma City finished the pandemic-shortened season with a 20-22 (.476) record. The Blue saw three Thunder players assigned to the team throughout the season and two-way player Luguentz Dort was signed to a full NBA contract with the Thunder after appearing in 13 games (12 starts) with the Blue and averaging 19.5 points, 4.8 rebounds and 2.6 assists in 31.9 minutes per game. The Blue ranked sixth in the G League with a 36.1 percent three-point field goal percentage and set an all-time G League record with 32 made threes in a game on Feb. 4, 2020 vs. the South Bay Lakers.



GRANT GIBBS

HEAD COACH

Grant Gibbs was named head coach of the Oklahoma City Blue on August 2, 2019. Gibbs spent Grant Gibbs enters his second season as head coach of the Oklahoma City Blue after being named to the position on August 2, 2019. Gibbs spent two seasons as an assistant coach for the Blue. In his time on the bench, the team went 62-38 (.620) and advanced to the playoffs in both years.

Gibbs replaced Mark Daigneault as head coach of the Blue, who was elevated to the Thunder bench for the 2019-20 season before eventually being named head coach of the Thunder in November 2020.

Gibbs began his coaching career with the Blue after a three-year international playing career. He played in the Netherlands and Germany after graduating from Creighton with a degree in journalism.

The Iowa native began his collegiate career at Gonzaga then transferred to Creighton after two seasons with the Bulldogs. He played in 100 games and averaged 7.6 points, 5.0 assists and 4.0 rebounds as the Bluejays appeared in the NCAA tournament in each of his seasons with the team.



DANIEL BRADY
ASSISTANT COACH



ERIC MAYNOR
ASSISTANT COACH



CALIPH MOHAMMED
ASSISTANT COACH

NBA CARES



NBA Cares is the league's global social responsibility program that builds on the NBA's mission of addressing important social issues. NBA Cares programs and participants have provided more than 5.8 million hours of hands-on service and created more than 1,650 places where kids and families can live, learn or play in communities around the world. Internationally, NBA Cares has created more than 332 places where kids and families can live, learn or play in 40 countries and territories. NBA Cares works with nationally and internationally recognized youth-serving programs that support education, youth and family development, and health-related causes, including: Boys & Girls Clubs of America, Vera Institute of Justice, Thurgood Marshall College Fund, UNICEF, Special Olympics, The Jed Foundation, Share Our Strength and GLSEN.





OKLAHOMA CITY THUNDER IN THE COMMUNITY



The Thunder's community initiatives impact thousands of Oklahomans every year through education and outreach programs that focus on reading and literacy, STEM and computer sciences, and health and fitness.

The Thunder is committed to inclusion, equity and diversity, and strives to make a positive, lasting impact through intentional partnerships

and engagement in all its community outreach efforts.

In 2018-19, the Thunder Cares Foundation celebrated the completion of its 28th community basketball court since the team's arrival in Oklahoma in 2008. Thunder Cares courts are located throughout the state, including the three schools in Moore, Oklahoma, damaged in the May 2013 tornado.



UNIFORMS AND OFFICIAL MARKS



PRIMARY ICON

ASSOCIATION EDITION



ICON EDITION



STATEMENT EDITION



CITY EDITION



RUMBLE THE BISON

BIRTHDATE

Unknown

BIRTHPLACE

Arbuckle Mountains

DEBUT

02/12/2009

TALENTS/SKILLS

Drums, still walking, mini-trampoline dunking, juggling, unicycle, inline skating, belaying

AWARDS

2009 NBA Mascot of the Year (voted by NBA Mascots)



For Rumble appearances, please call 405.208.4800 or go to okcthunder.com/rumble

RUMBLE'S STORY:

This tale has been told around campfires for hundreds of years. A great herd of American bison was lost in the Arbuckle Mountains during a ferocious storm – the kind only Oklahoma can produce.

Hail fell and tornadoes spun all around the herd as they stampeded, trying to find their way down to the safety of the plains.

One lone bison stayed behind as he helped each of his friends escape down a treacherous ravine. Once all of his friends were safe, he began his descent only to find his way blocked by fallen boulders.

Lost, he climbed to the tallest peak; left to face the storm alone and searching for a way down the mountain, he was struck by a bolt of lightning.

The bolt did not destroy him, but, by the power of the god of thunder, changed him. Suddenly, he walked on two legs like a man. He possessed amazing strength and agility – he could jump higher, run faster, think more clearly than any beast.

But because he was no longer just a bison – and yet not a man – he was alone.

With many sightings, the legend grew through the years, of a mighty bison, with remarkable powers, roaming the hills alone.

Not until a group of men who carried similar powers came to Oklahoma City did he find somewhere he belonged. These men also possessed the power to jump higher, run faster, and perform acrobatic dunks more spectacular than anyone in the land. They too carried the roar of Thunder every time they took to the court.

So, he joined their team, and the new legend of Rumble was born.



CHESAPEAKE ENERGY ARENA



CHESAPEAKE ENERGY ARENA

Home to the NBA's Oklahoma City Thunder, Chesapeake Energy Arena also plays host to major concerts, family shows, sporting events and the latest in show-stopping entertainment. While it is managed by SMG, Chesapeake Energy Arena is owned by the City of Oklahoma City and was the premier project of its visionary capital improvement program (MAPS) to finance new and upgraded sports, entertainment, cultural and convention facilities with a one-cent sales tax.

IMPROVEMENTS

Oklahoma City voters overwhelmingly approved a one-cent sales tax in 2008 to fund major upgrades to Chesapeake Energy Arena. A series of renovations to the facility were completed in 2013. Upgrades include new state-of-the-art digital signage, a grand entrance, renovated concourses, new concession and restaurant options, team offices and a kids zone.

LOCATION

Located near two major interstates, Chesapeake Energy Arena sits in the heart of a downtown renaissance, just

steps away from the Cox Convention Center, as well as hotels, restaurants and entertainment venues in downtown Oklahoma City and Bricktown.

SEATING CAPACITIES

As a multi-purpose sports and entertainment facility, Chesapeake Energy Arena offers a variety of seating configurations with capacities ranging from less than 4,000 to over 18,000. The spacious 586,000-square-foot arena seats up to:

Basketball:	18,203
Concert (360-degree):	16,591
Concert (180-degree):	11,555
Concert (Theatre Style):	3,613

Accessible seats are available on each level of Chesapeake Energy Arena. The arena has a permanent ice floor, portable insulated flooring system and portable basketball floor to accommodate diverse event configurations. Chesapeake Energy Arena also offers an arena curtaining system with rigging capabilities for maximum flexibility.



CHESAPEAKE ENERGY ARENA

SUITES

Suite members enjoy an elevated view of the action and elite privileges from the comfort of a private suite. Suite members enjoy a personal suite attendant for in-suite food and beverage service, perfect for private dining and entertaining guests.

TERRACE SUITES

Our terrace suites serve as an outstanding destination for the best in entertainment, networking, amenities and service. Perched "above the rim" atop Chesapeake Energy Arena's north and south baseline sections, terrace suites offer unparalleled luxury and astounding proximity to the sights, sounds and thrills generated from the action on the floor.

CLUB SEATS

Cox Club Level members enjoy an elevated view of the action, elite privileges and many conveniences offered by our premier facility. These members have exclusive access to the Cox Club Level and its premium restaurants and bars, which are perfect for dining, entertaining and mingling with other club guests.

LOCAL GASTROPUB

Located on the Cox Club Level, Local Gastropub offers upscale versions of traditional pub foods, plus a full-service bar with beer, wine and specialty cocktails. Along with the modern atmosphere, the gastropub features HDTVs and digital video boards. Guests can cap off their experience with a trip to the gelato case.

THE COMMONS

The Commons features a dynamic central bar, upscale bar seating and fresh food options for fans on the Cox Club Level. The space connects the Grand Entrance to the Club Level on the south side of the arena.

COURTSIDE CLUBS AND IN-SEAT SERVICE

Courtside members experience the game in the closest and most personal way possible. In addition to offering unparalleled proximity to the court, courtside memberships come with exclusive access to our premium courtside spaces, the Continental Courtside Club and the Pub, as well as behind-the-scenes views of the action and other exclusive privileges.

THUNDER BOX

Located above Section 305, the Thunder Box offers a unique way to experience events at Chesapeake Energy Arena, perfect for company outings or other group events. With sightlines above all other seats in the arena, this location provides a private, all-inclusive environment, complete with added comfort and amenities not available in other locations.

SKYBOXES AND SUMMIT SPACES

Skyboxes and Summit locations are private suites located above the 300 level, offering a view of every area of the inner bowl. These spaces are available for rent every game night and provide exclusive areas for smaller groups to gather.

OLD NO. 7 CLUB

The Jack Daniel's Old No. 7 Club has transformed into a downtown destination for every event at Chesapeake Energy Arena. Guests at this upscale urban bar can enjoy a fun and energetic atmosphere, which transforms from a contemporary bar during game nights to an intimate postgame club. Top-shelf cocktails and premium beer are served alongside an updated menu of light appetizers to complement each guest's beverage of choice.

BUDWEISER BREW HOUSE

The Budweiser Brew House is the largest restaurant in the arena open to all fans attending Thunder games. Located on the southwest side of Chesapeake Energy Arena and just inside the Grand Entrance, Budweiser Brew House is open on all Thunder game nights. For reservations, fans can call 405.388.6672.

CONCESSION STANDS

Chesapeake Energy Arena features numerous concession stands and specialty vendors throughout the facility, offering guests a wide variety of food and beverage choices.

SCOREBOARD

The scoreboard features a total of 10 full-motion video panels, providing an enhanced video and graphics presentation that keeps every fan in the middle of the action. The board also includes an LED ring to display video and text.

PRESS FACILITIES

Media facilities include courtside seating and a working press area, as well as interview areas, dining areas and provisions for TV broadcast.

LOCKER ROOMS

Chesapeake Energy Arena features four locker rooms, including one for the Oklahoma City Thunder and one for visiting NBA teams.

BOX OFFICE

Chesapeake Energy Arena has a full-service box office located near the northeast entrance. For your convenience, the box office is open Monday through Friday from 10 a.m. to 5:30 p.m. Evening, weekend and holiday hours vary according to the Chesapeake Energy Arena event schedule. For further information or to purchase tickets online, please visit chesapeakearena.com.

CHESAPEAKE ENERGY ARENA TICKET MAP



LOVE'S LOUD CITY

- PREMIER BALCONY
- BALCONY
- MEZZANINE
- PLAZA
- LOFT

CLUB LEVEL

- NORTH LOWER TERRACE
- SOUTH LOWER TERRACE
- CENTER
- BASELINE
- TERRACE SUITES

LOWER LEVEL


- COURTSIDE
- CHAMPIONS CLUB
- PREMIER POST
- HIGH POST
- PREMIER BASELINE
- BASELINE
- BASELINE LOFT



For season or group ticket information, call the Thunder office at 405.208.4800.
For single-game tickets sold by the team and authentic tickets from other fans, go to okcthunder.com/tickets.

CHESAPEAKE ENERGY ARENA FACTS AND FIGURES

CHESAPEAKE ENERGY ARENA OWNERSHIP	Chesapeake Energy Arena is owned by the City of Oklahoma City and managed by SMG, which is headquartered in Philadelphia, Pennsylvania.
OPENED	After breaking ground in the spring of 1999, construction began on the new downtown arena funded by MAPS, Oklahoma City's visionary capital improvement program designed to finance new and upgraded sports, entertainment, cultural and convention facilities with a one-cent sales tax. Doors opened June 8, 2002.
FIRST NBA GAME	New Orleans Hornets vs. Sacramento Kings, Nov. 1, 2005.
SEATING CAPACITY FOR THUNDER GAMES	18,203
LOCATION	Located near two major interstates, Chesapeake Energy Arena sits in the heart of a downtown renaissance, just steps away from the Cox Convention Center.
BOX OFFICE	Chesapeake Energy Arena has a full-service box office located near the northeast entrance.
ADDRESS	100 W. Reno Ave. • OKC, OK 73102
PHONE	405.602.8700



BUSINESS OPERATIONS



BUSINESS OPERATIONS



DANNY BARTH EXECUTIVE VICE PRESIDENT AND CHIEF ADMINISTRATIVE OFFICER

An NBA executive since 1997, Danny Barth has served in his current position of executive vice president and chief administrative officer of the Oklahoma City Thunder since the team's inaugural season in 2008. In this role, he oversees all aspects of the team's business operations, driving its emphasis on building community partnerships and creating a first-class fan experience.

After overseeing the moving of the franchise's business operations to Oklahoma City, Barth shifted his focus to the team's growth and development, including overseeing the remodeling of Chesapeake Energy

Arena to not only meet NBA requirements, but also to provide a strong fan-focused environment. The facility upgrades, which were completed in 2013, included new hospitality areas, enhanced seating and sightlines, modernized common areas and concourses, and the team's permanent corporate office.

Under Barth's leadership, the Thunder has become regarded throughout the industry as a leader in sports business and a model for best practices. The Thunder currently ranks number two in the NBA's Net Promoter Score and overall game experience and has been consistently the highest or runner-up for many years. Within its first five seasons, the team was recognized by ESPN The Magazine in its Ultimate Standings as the No. 1 professional sports franchise in North America and awarded Sports Team of the Year by the Sports Business Awards, presented by the Sports Business Journal. The national Make-A-Wish Foundation has honored the team with a Chris Greicius Celebrity Award, and Leadership Oklahoma has recognized the team with its Statewide Community Leadership Award.

Prior to his work with the Thunder, Barth served as interim president and CEO for two seasons with the Seattle Supersonics, having previously held positions as chief financial officer, vice president and controller for the team. He began his career with Price Waterhouse LLC, spending six years in the audit division in the corporation's Seattle and New York offices, where he specialized in retail and investment banking.

A graduate of Seattle University, Barth resides with his wife Julie and their two sons in Edmond.



BRIAN M. BYRNES SENIOR VICE PRESIDENT, SALES AND MARKETING

Brian Byrnes joined the Thunder organization in April 2005 and developed and executed the strategic sales and marketing efforts to launch business operations in Oklahoma City in 2008. Byrnes' current responsibilities include oversight of revenue platforms including corporate partnerships, ticket sales, retention and operations; luxury suites, terrace lounges and unique inclusive experiences; game theatre, event planning and corporate hospitality; brand architecture and marketing disciplines.

Capitalizing on the unique platform of being Oklahoma's first permanent major-league sports team, Byrnes continues to foster programming that extends the reach of the Thunder brand to fans throughout the region.

Initiatives such as Thunder Alley and the Thunder Rewards Zone make the game-day experience accessible to all Thunder fans visiting Chesapeake Energy Arena. Year-round, the Blue Alliance and Thunder Youth Basketball activities connect fans throughout Oklahoma, while the OG&E Thunder Bolt brings an interactive Thunder experience to regional fairs and neighborhood celebrations. In 2018, the Thunder Launchpad, fueled by MidFirst Bank, opened as a platform to support the growing startup and entrepreneurial ecosystem in Oklahoma. The Launchpad also hosts year-round programs to inspire growth in STEM education and computer science and innovation.

Previously, Byrnes served as executive vice president of business operations for the NHL's Phoenix Coyotes, guiding the organization through an organizational rebranding in conjunction with a transition to a new venue. Prior to joining the Coyotes, Byrnes built nearly 10 years of experience with the NHL's Dallas Stars and MLB's Texas Rangers.

Byrnes is actively involved in the Thunder Cares Foundation, Allied Arts, Leadership Oklahoma City, Leadership Oklahoma, National Sports Forum, Greater Oklahoma City Chamber of Commerce and the Greater Oklahoma City Sports Consortium. A graduate of St. Mary's University in San Antonio, Byrnes and his wife Ashley reside with their three children in Edmond.



BUSINESS OPERATIONS



CHRISTINE BERNEY VICE PRESIDENT, COMMUNITY RELATIONS AND EXECUTIVE DIRECTOR, THUNDER CARES FOUNDATION

Christine Berney joined the Oklahoma City Thunder in 2008 and currently serves as vice president of Community Relations and executive director of the Thunder Cares Foundation.

During her tenure, Berney has helped establish the Thunder as a leader in the Oklahoma City community and as a partner with nonprofits across the state. She oversees the many ongoing community outreach programs and events the Thunder runs, as well as the Thunder Cares Foundation, which focuses on building and refurbishing community basketball courts

across Oklahoma.

Berney's professional background includes public relations and community relations positions in both the corporate and nonprofit sectors. Originally from California, Berney earned her B.A. in English from Oregon State University and her M.F.A. in Creative Writing from the University of Massachusetts at Amherst.



SCOTT LOFT VICE PRESIDENT, TICKET SALES, RETENTION AND DATABASE OPERATIONS

Scott Loft is an industry veteran with more than 25 years of professional sports leadership experience in the National Football League, National Hockey League and National Basketball Association.

Loft joined the Thunder in 2010 after three seasons with the Miami Dolphins and is responsible for the Thunder's overall strategy and tactics for all ticket sales, retention, database operations and business intelligence including season ticket sales, group ticket sales, executive suites and Club

Level memberships. Loft's sports career started with the NBA's Philadelphia 76ers, where he spent nine seasons, culminating as the director of ticket sales. After his stint with the NBA, Loft became one of the first employees with the NHL's expansion Nashville Predators, where his ticket sales team became the first NHL or NBA franchise to qualify for expansion by selling more than 12,000 season tickets before the NHL franchise was awarded to the city of Nashville.

After five seasons in the NHL, Loft joined the NFL's Jacksonville Jaguars as executive director of ticket sales and marketing. Loft was chosen to be the Jaguars' sole attendee at the inaugural NFL Management Program at Stanford during the 2003 season, and his five years in Jacksonville were highlighted by the local oversight of the ticketing functions for Super Bowl XXXIX, which was played in Jacksonville in 2005. Loft then continued his NFL career with the Miami Dolphins, where he stayed until he joined the Thunder.

Prior to his career in sports, Loft received his undergraduate degree from Ball State University in Muncie, Indiana, and his master's degree from Temple University in Philadelphia. Loft currently lives in Edmond with his wife Cathy and their son, Josh, a graduate of the University of Oklahoma who works in the oil and gas industry.



DAN MAHONEY

VICE PRESIDENT, BROADCASTING AND CORPORATE COMMUNICATIONS

Dan Mahoney joined the Oklahoma City Thunder in August 2008. In his role of vice president of Broadcasting and Corporate Communications, he oversees the Thunder business public relations efforts, website (okcthunder.com), social media and broadcasting operations.

Previously Mahoney served as a public relations consultant for the Professional Basketball Club, LLC and the New Orleans Hornets. From 1995-2003 he was director of communications for Oklahoma Governor Frank Keating. He later worked with Gov. Keating as senior vice president of communications and public affairs at the American Council of Life Insurers in Washington, D.C.

Consulting with Gooden Group of Edmond, Okla., Mahoney coordinated public relations efforts for the Skirvin Hilton Hotel, a historic Oklahoma City landmark which reopened in 2007 after being closed for 18 years. He also assisted the Hornets during their relocation and two-year stay in Oklahoma City from 2005-07.

As director of communications for Gov. Keating, Mahoney was responsible for public information coordination for the State of Oklahoma and the Governor's office. That included public information efforts during the 1995 bombing of the Murrah Federal Building in Oklahoma City. Following that tragedy, he consulted for businesses and other government agencies on crisis communications.

Mahoney spent 18 years in radio and television as a news director, news reporter and sportscaster in Richmond, Va.; Albuquerque, N.M.; and Oklahoma City. He is a native of Philadelphia and attended Virginia Commonwealth University and the University of New Mexico.

Mahoney serves on the 25-year anniversary committee for the Oklahoma City National Memorial. He has two adult daughters who live in New York City.



KATY SEMTNER

VICE PRESIDENT, HUMAN RESOURCES

Katy Semtner joined the Oklahoma City franchise in January 2003. She serves as the team's vice president of Human Resources. Semtner's responsibilities include oversight of payroll, benefits, employee relations, recruitment, selection, orientation, performance management, compensation, policy creation, employment-law compliance and employee development. She takes pride in the organization's people-centric culture. Semtner also provides

oversight to the organization's highly regarded Guest Relations department.

Prior to joining the franchise, Semtner worked in human resources in the hospitality and nonprofit industries. She is certified as a Senior Professional in Human Resources and SHRM-SCP.

Semtner is a member of the Society for Human Resources Management, the Oklahoma City Human Resources Society and the Women's Executive Board. She currently serves on the Leadership Oklahoma City Alumni Association Board and the Greater Oklahoma City Chamber Talent Council. The Seattle native is a graduate of the University of California at San Diego and an alumna of Leadership Oklahoma City.



WILL SYRING

VICE PRESIDENT, CORPORATE PARTNERSHIPS

Will Syring joined the Thunder in 2019 and leads the organization's business strategy to optimize sponsorship sales and brand activation. He and the Thunder's corporate partnerships team leverage the Thunder and NBA's global platform to elevate and optimize brand awareness for new and existing corporate partners. He also guides efforts to establish unique marketing and business opportunities for the Thunder, the Oklahoma City Blue and the Thunder Launchpad. The Thunder's diverse portfolio of corporate partners includes nearly 100 unique brands.

Syring joined the Thunder after five seasons with the Chicago Bulls where he served in various corporate partnership roles, most recently as head of global sales. In Chicago, Syring guided a sales strategy in key markets to develop and secure innovative global partnerships in China, Poland, Germany, Mexico, Finland, and the Philippines. Utilizing a collaborative approach to partnership activation and sales, Syring and his team were consistently recognized by the NBA for account development, retention and new business growth.

Prior to joining the Bulls, Syring represented Learfield Sports at the University of Tulsa and Oregon State University. He was recognized for new business and existing account growth each year at the respective Learfield properties. He started his career near Melbourne, Australia working for the Kilsyth Cobras basketball team as an assistant business development manager in the team's front office.

Syring is a graduate of the University of Wisconsin-Eau Claire where he earned a bachelor's degree in business administration. He lives in Oklahoma City with his wife, Leslie (a native of Owasso, Oklahoma) and their son, Wilder.



BUSINESS OPERATIONS STAFF



JOSEPH ABSHER
ACCOUNT EXECUTIVE,
INSIDE SALES



ADE AMUDA
MANAGER, EVENTS & ENTERTAINMENT,
DEVELOPMENT TEAM



SARAH AMYX
ASSISTANT CONTROLLER



BRANDON ANKNEY
GRAPHIC DESIGN SERVICES
MANAGER



MADISON ARNOLD
CORPORATE PARTNERSHIP
ACTIVATION COORDINATOR



SARAH BAILEY
MANAGER, EVENT
PRESENTATION



BRAX BALL
ACCOUNT EXECUTIVE,
GROUP SALES



ASHLEY BARNETT
SEASON TICKET
ACCOUNT MANAGER



ESTEE BASKERVILLE
MARKETING COORDINATOR



MELISSA BASSETT
FACILITIES ASSISTANT



BECKY BAUMAN
MANAGER, TICKET OPERATIONS



ZACHARY BEEKER
TEAM PHOTOGRAPHER



MATT BISHOP
WEBSITES &
PUBLICATIONS COORDINATOR



STACY BLOMSTROM
CONTROLLER



PETER BORAKS
FAN INTERACTION SPECIALIST



RACHEL BRADLEY
SENIOR ACCOUNT MANAGER



SCOTT BRINSON
SEASON TICKET
ACCOUNT MANAGER



DANIELLE BROWN
BUSINESS INTELLIGENCE
ANALYST



JIM BRYLEWSKI
DIRECTOR, DEVELOPMENT
TEAM BUSINESS OPERATIONS



COURTNEY BUCKLEY
CORPORATE COMMUNICATIONS
COORDINATOR



ANN BUTLER
COMMUNITY RELATIONS
OUTREACH COORDINATOR



AIMEE CANAVAN
MANAGER, CORPORATE
HOSPITALITY



MARLA CARROLL
EXECUTIVE ASSISTANT
TO THE CHAIRMAN



PAIGE CARTER
DANCE TEAM MANAGER



JASE CHILCOAT
VIDEO PRODUCTION MANAGER



WILL CLAYTON
BUSINESS INTELLIGENCE
ANALYST



KYLE COFER
MANAGER, PREMIUM SALES



BRENT COFFMAN
MANAGER, SEASON TICKET
RETENTION



CANDACE COONROD
GAME PRESENTATION &
ENTERTAINMENT COORDINATOR



KAITLYN COX
CORPORATE PARTNERSHIP
SALES



OLIVIA CRABTREE
FAN DEVELOPMENT
COORDINATOR



JOSEPH CRALL
FRONT-END DEVELOPER
& MANAGER OF DIGITAL
PRODUCTS



ERIC DATE
EXECUTIVE PRODUCER
& DIRECTOR, TV GAME
BROADCASTS



CATE DECKER
INSIDE SALES REPRESENTATIVE



VI DIAZ
VIDEO PHOTOGRAPHER &
GRAPHICS EDITOR



JIMMY DO
WEBSITES & PUBLICATIONS
COORDINATOR

BUSINESS OPERATIONS STAFF



COLE DOUGLAS
ACCOUNT EXECUTIVE,
PREMIUM SALES



JOY DYER
DIRECTOR, GUEST RELATIONS



WILL EIDAM
PARTNERSHIP STRATEGY
ANALYST



KRISTY FACTOR
MANAGER, PREMIUM TICKET
OPERATIONS



MEAGAN FENNEL
SEASON TICKET
ACCOUNT MANAGER



LAURA FLINTON
SEASON TICKET
ACCOUNT MANAGER



KATIE FRIERT
PARTNERSHIP ACTIVATION
ACCOUNT MANAGER



MICAH FRYSLIE
GRAPHIC DESIGNER



KATIE FUELLING
MANAGER, GUEST RELATIONS



TAYLOR GARY
IT SUPPORT SPECIALIST



CHRIS HAGNER
BUSINESS INTELLIGENCE
ANALYST



SYDNEY HALE
GUEST RELATIONS
RESEARCH COORDINATOR



TRAVIS HERMAN
DIRECTOR, TICKET &
PREMIUM SALES



SEAN HEUSEL
MANAGER, CORPORATE
PARTNERSHIP SALES



KARA HILLE
MANAGER, CORPORATE
COMMUNICATIONS



RYAN HOCK
ACCOUNT EXECUTIVE,
GROUP SALES



BILL HOOKER
PRODUCER, MEDIA
PRODUCTION



JORDAN HORN
PARTNERSHIP ACTIVATION
ACCOUNT MANAGER



AUSTIN HUNT
CORPORATE PARTNERSHIP
SALES



TRAVIS HYTCHE
INSIDE SALES REPRESENTATIVE



OSE IMEKPARIA
VIDEO PHOTOGRAPHER
/ EDITOR



VICTORIA JACKSON
INSIDE SALES REPRESENTATIVE



TANNER JEAN
IT SYSTEMS ADMINISTRATOR



DAVID JONES
MANAGER, BROADCAST &
TECHNICAL OPERATIONS



KRYSTAL JONES
SENIOR GRAPHIC DESIGNER



JUSTIN JORDAN
MANAGER, INSIDE SALES &
DEVELOPMENT TEAM SALES



CHRIS KADE
ACCOUNT EXECUTIVE, SEASON
TICKET SALES



ZACH KARIS
MARKETING SERVICES
COORDINATOR



ASHLEY KARTHER
REVENUE ACCOUNTANT



RYLEA KILBURN
GUEST RELATIONS ASSISTANT



TYLER LANE
DIRECTOR OF TECHNOLOGY



JOHN LEACH
DIRECTOR, EVENTS &
ENTERTAINMENT



ERIN LEWIS
DIRECTOR, BRAND INFLUENCE
& IDENTITY



AMANDA LIGON
GROUP EVENTS & TICKET
SALES COORDINATOR



KATHERINE LOGAN
ACCOUNTS PAYABLE
SPECIALIST



KAYLEE LONSINGER
MANAGER, MARKETING
SERVICES



BUSINESS OPERATIONS STAFF



KAYLAN LOWRIE
BUSINESS OPERATIONS
COORDINATOR,
DEVELOPMENT TEAM



MAC MADDOX
MANAGER, GROUP & SEASON
TICKET SALES



MICHELLE MATTHEWS
MANAGER, FAN DEVELOPMENT



RON MATTHEWS
DIRECTOR, INTERACTIVE MEDIA
& PUBLICATIONS



ALEXANDRA MCCURDY
GUEST EXPERIENCE
COORDINATOR



STEVE MELTON
BROADCAST PRODUCER



RYLAN MILLER
CORPORATE HOSPITALITY
ASSISTANT



ABBY MORGAN
DIRECTOR, CORPORATE
PARTNERSHIP STRATEGY



ALEX MORROW
ACCOUNT EXECUTIVE,
GROUP SALES



AMY NEFF
HR & PAYROLL COORDINATOR



GRANT NICHOLLS
SOCIAL MEDIA COORDINATOR



RYAN O'TOOLE
SENIOR CORPORATE
PARTNERSHIP SALES



ERIN OLDFIELD
DIRECTOR, COMMUNITY
RELATIONS



GUS OLSON
MASCOT COORDINATOR



CHELSEY OLSON
SEASON TICKET
ACCOUNT MANAGER



DESTIN ORTIZ
IT APPLICATIONS SPECIALIST



TERAH PAGE
ACCOUNT EXECUTIVE,
GROUP SALES



BRYAN PAK
MOBILE EXPERIENCE
COORDINATOR



PAULINA PANDURO
BENEFITS HELPDESK
ASSISTANT



JOHN PARKER
INSIDE SALES REPRESENTATIVE



ROBERT POULAIN
GRAPHIC DESIGNER



DAVIS PRUETT
MOTION GRAPHICS ANIMATOR
/ EDITOR



JASON QUINTERO
SENIOR MANAGER,
GAME PRESENTATION &
ENTERTAINMENT



JACKSON REBER
COMMUNITY RELATIONS
OUTREACH COORDINATOR



TAYLOR RICHARDS
ACCOUNT EXECUTIVE,
INSIDE SALES



CARLA ROOT
PAYROLL SPECIALIST



AUSTIN RYAN
ACCOUNT EXECUTIVE,
GROUP SALES



MEGAN SALOMONE
DIRECTOR, CORPORATE
PARTNERSHIP ACTIVATION



SHARVIL SALVE
MOTION GRAPHICS DESIGNER &
VIDEOGRAPHER



LAUREN SHEEHAN
CORPORATE PARTNERSHIP
ACTIVATION COORDINATOR



JOSHUA SHOFFNER
MANAGER, INFORMATION
TECHNOLOGY



KENDALL SHOWERS
SEASON TICKET ACCOUNT
MANAGER



TANNER SIKES
YOUTH BASKETBALL
PROGRAMS COORDINATOR



DAVID SIMMONS
FACILITIES COORDINATOR



KAITLIN SMITH
ADVERTISING COORDINATOR



CHRIS SORRELS
DIRECTOR, SEASON TICKET
RETENTION & PREMIUM
ACCOUNT SERVICES

BUSINESS OPERATIONS STAFF



JENNIFER SORRELS
OFFICE MANAGER & EXECUTIVE ASSISTANT



RAYNA STEWART
MANAGER, SUITE SERVICES



JESSICA SUMMERS
MANAGER, COURTSIDE SERVICES



KAMERON TURNER
EVENT PRESENTATION COORDINATOR



TAYLOR TURNER
SEASON TICKET ACCOUNT MANAGER



COBY VAN LOAN
SOCIAL MEDIA COORDINATOR



MELISSA VARA
ACCOUNT EXECUTIVE, GROUP SALES



CLARK WAMRE
TICKET OPERATIONS COORDINATOR



JENNIFER WATSON
COMMUNITY RELATIONS EVENTS MANAGER



MATTHEW WELLS
DIRECTOR, BROADCAST PRODUCTION



RACHAEL WHEAT
GRAPHIC DESIGNER



KELI WHITE
PARTNERSHIP ACTIVATION ACCOUNT MANAGER



KATRINA WILEY
DIRECTOR, HUMAN RESOURCES



MEGAN WILKINSON
EVENTS & ENTERTAINMENT ADMINISTRATIVE ASSISTANT



DEBBIE WILLIAMS
COMMUNITY RELATIONS PROGRAMS MANAGER



BRANDI WILLIAMS
GUEST RELATIONS TRAINING & DEVELOPMENT COORDINATOR



JENNIFER YOUNG
ACCOUNT EXECUTIVE, SEASON TICKET SALES



MICHAEL ZUBACH
BROADCAST CREATIVE LEAD



2019-20 THUNDER BASKETBALL OPERATIONS

2020-2021 OKLAHOMA CITY THUNDER FRONT OFFICE STAFF

Chairman..... Clayton I. Bennett

BASKETBALL OPERATIONS

Executive Vice President & General Manager Sam Presti
Vice President of Basketball Operations Will Dawkins
Vice President of Basketball Operations Rob Hennigan
Senior Project Lead to the Executive Vice President & General Manager Glenn Wong

INSIGHT & FORESIGHT

Vice President of Strategy and Analysis Jesse Gould
Vice President / Team Counsel & Strategic Alignment..... Amanda Green
Vice President of Strategy and Design Wynn Sullivan

INFORMATION MANAGEMENT & COUNSEL

Senior Information Management & Counsel Lead..... Joe Connaughton

STRATEGIC PLANNING

Strategic Planning Analyst Bailey Joseph
Strategic Planning Analyst James Kopanidis
Strategic Planning Analyst Ezra Van Negri

DATA SCIENCE & SOLUTIONS

Director of Data Science & Solutions..... Tom Perry
Data Science & Solutions Scientist..... Greg Flood
Data Science & Solutions Scientist..... Ryan Shea
Data Science & Solutions Software Developer Boon Palipatana
Data Science & Solutions Software Developer Thomas Van de Houten

PRO EVALUATION

Director of Pro Player Personnel..... Brandon Barnett
General Manager of the OKC Blue / Pro Evaluation Scout Nazr Mohammed
Pro Evaluation Scout Sebastian Pruiti
Pro Evaluation Scout Brendan Rooney

PLAYER DEVELOPMENT

Player Development Analyst Fortune Solomon

IDENTIFICATION & INTELLIGENCE

AMATEUR EVALUATION

Senior Amateur Evaluation Scout Ryan Lambert
Senior Amateur Evaluation Scout Brandon Miller
Amateur Evaluation Scout..... Massimo Biasin
Amateur Evaluation Scout..... Corey Evans
Amateur Evaluation Scout..... Hank Smith
Special Assignment Evaluator..... Mark Warkentien

LOGISTICS & ENGAGEMENT

Vice President of Logistics & Engagement Marc St. Yves

LOGISTICS & FACILITY OPERATIONS

Senior Facility Operations Lead Johnny Shults
Senior Logistics Lead Wilson Taylor
Travel & Logistics Coordinator Chris Condit
Logistics Coordinator..... Caleb Meyers
Travel Coordinator Judy Grumblatt

SECURITY

Director of Security Paul Huggins



2020-21 THUNDER BASKETBALL OPERATIONS

BASKETBALL COMMUNICATIONS & ENGAGEMENT

Vice President of Basketball Communications Matt Tumbleson

BASKETBALL COMMUNICATIONS

Senior Basketball Communications Lead John Read

Basketball Communications Coordinator Laila Wani

Basketball Communications Coordinator Shelby Willingham

COMMUNITY & LIFESTYLE SERVICES

Senior Director of Community & Lifestyle Services Ayana Lawson

Community & Lifestyle Services Coordinator Amalya Lewinson

Basketball Operations Representative Nick Collison

HUMAN & PLAYER PERFORMANCE

Vice President of Human & Player Performance Donald Strack, DPT, ATC

PHYSICAL SCIENCE

Director of Performance Research and Development Blake McLean, Ph.D., AsPs, CSCS

Senior Athletic Performance Coach Andrew Paul, DPT, M.Ed., CSCS

Performance Scientist Jennifer Strickler, M.S., AsPs, ATC

Physical Therapist & Athletic Trainer Vanessa Brooks, DPT, ATC, CSCS, NREMT

Athletic Trainer Tony Katzenmeier, M.S., ATC

Physical Therapist Taylor Randle, PT, DPT, FAAOMPT, CSCS

Physical Therapist Rachel Cutts (DPT, OCS, FAAOMPT)

Athletic Performance Coach Kevin Hyde, M.S., CSCS

Athletic Performance Coach Christopher Hart, DPT, SCS, CSCS

BASKETBALL & TEAM PERFORMANCE

Head Coach Mark Daigneault

THUNDER COACHING

Assistant Coach David Akinyooye

Assistant Coach Dave Bliss

Assistant Coach Mike Miller

Assistant Coach Mike Wilks

Player Development Coach Zach Peterson

Player Development Coach Kameron Woods

PERFORMANCE ANALYSIS

Player Development Coach Steve Scalzi

Performance Analyst Bradford Burgess

Performance Analyst Darnell Foreman

Performance Analyst Eric Monroe

Opposition Scout Will Chapman

BLUE COACHING

Head Coach of the OKC Blue Grant Gibbs

Assistant Coach of the OKC Blue Daniel Brady

Assistant Coach of the OKC Blue Eric Maynor

Assistant Coach of the OKC Blue Caliph Mohammed

2020-21 THUNDER BUSINESS OPERATIONS



EXECUTIVE TEAM

Executive Vice President, Chief Administrative Officer Danny Barth

Senior Vice President, Sales and Marketing Brian Byrnes

Vice President, Community Relations Christine Berney

Vice President, Ticket Sales, Retention & Database Operations Scott Loft

Vice President, Broadcasting & Corporate Communications Dan Mahoney

Vice President, Human Resources Katy Semtner

Vice President, Corporate Partnerships Will Syring

ADMINISTRATION

Office Manager & Executive Assistant Jennifer Sorrels

Executive Assistant to the Chairman Marla Carroll

Facilities Coordinator David Simmons

Facilities Assistant Melissa Bassett

BROADCASTING

Television Play-By-Play Announcer Chris Fisher

Broadcast Analyst Michael Cage

Broadcast Reporter and Digital Editor Nick Gallo

Broadcast and Digital Reporter Paris Lawson

Radio Play-By-Play Announcer Matt Pinto

Executive Producer and Director, Television Game Broadcasts Eric Date

Broadcast Producer Steve Melton

Director, Broadcast Production Matthew Wells

Manager, Broadcast & Technical Operations David Jones

Broadcast Creative Lead Michael Zubach

Video Photographer and Graphics Editor Vi Diaz

Video Photographer / Editor Ose Imeokparia

COMMUNITY RELATIONS

Director, Community Relations Erin Oldfield

Community Relations Events Manager Jennifer Watson

Community Relations Programs Manager Debbie Williams

Community Relations Outreach Coordinator Ann Butler, Jackson Reber

CORPORATE COMMUNICATIONS

Manager, Corporate Communications Kara Hille

Corporate Communications Coordinator Courtney Buckley

CORPORATE HOSPITALITY

Manager, Corporate Hospitality Aimee Canavan

Corporate Hospitality Assistant Rylan Miller

CORPORATE PARTNERSHIPS

Manager, Corporate Partnership Sales Sean Heusel

Senior Corporate Partnership Sales Ryan O'Toole

Corporate Partnership Sales Kaitlyn Cox, Austin Hunt

Partnership Sales Coordinator Victoria Jackson

Director, Corporate Partnership Strategy Abby Morgan

Partnership Strategy Analyst Will Eidam

Director, Corporate Partnership Activation Megan Salomone

Partnership Activation Account Manager Katie Freiert, Jordan Horn, Keli White

Corporate Partnership Activation Coordinator Madison Arnold, Lauren Sheehan

DEVELOPMENT TEAM

Director, Development Team Business Operations Jim Brylewski

Manager, Events & Entertainment, Development Team Ade Amuda

Business Operations Coordinator, Development Team Kaylan Lowrie

EVENTS & ENTERTAINMENT

Director, Events & Entertainment John Leach

Senior Manager, Game Presentation & Entertainment Jason Quintero

Fan Interaction Specialist Peter Boraks

Mascot Coordinator Gus Olson

Game Presentation & Entertainment Coordinator Candace Coonrod

Manager, Event Presentation Sarah Bailey

Event Presentation Coordinator Kameron Turner

Mobile Experience Coordinator Bryan Pak

Dance Team Manager Paige Carter

Events & Entertainment Administrative Assistant Megan Wilkinson

Producer, Media Production Bill Hooker

Video Production Manager Jase Chilcoat

Motion Graphics Designer & Videographer Sharvil Salve

Motion Graphics Animator / Editor Davis Pruett



2020-21 THUNDER BUSINESS OPERATIONS

FINANCE

Controller	Stacy Blomstrom
Assistant Controller	Sarah Amyx
Revenue Accountant	Ashley Karther
Accounts Payable Specialist	Katherine Logan

GUEST RELATIONS

Director, Guest Relations	Joy Dyer
Manager, Guest Relations	Katie Fuelling
Guest Experience Coordinator	Alexandra McCurdy
Guest Relations Training & Development Coordinator	Brandi Williams
Guest Relations Research Coordinator	Sydney Hale
Guest Relations Assistant	Rylea Kilburn

HUMAN RESOURCES

Director, Human Resources	Katrina Wiley
Payroll Specialist	Carla Root
HR & Payroll Coordinator	Amy Neff
Benefits Helpdesk Assistant	Paulina Panduro

INFORMATION TECHNOLOGY

Director of Technology	Tyler Lane
Manager, Information Technology	Joshua Shoffner
IT Systems Administrator	Tanner Jean
IT Support Specialist	Taylor Gary
IT Applications Specialist	Destin Ortiz

INTERACTIVE MEDIA & PUBLICATIONS

Director, Interactive Media & Publications	Ron Matthews
Front-End Developer & Manager of Digital Products	Joseph Crall
Websites & Publications Coordinator	Matt Bishop, Jimmy Do
Team Photographer	Zachary Beeker

MARKETING

Director, Brand Influence & Identity	Erin Lewis
Manager, Marketing Services	Kaylee Lonsinger
Marketing Services Coordinator	Zach Karis
Advertising Coordinator	Kaitlin Smith
Marketing Coordinator	Estee Baskerville
Manager, Fan Development	Michelle Matthews
Fan Development Coordinator	Olivia Crabtree
Youth Basketball Programs Coordinator	Tanner Sikes
Graphic Design Services Manager	Brandon Ankney
Senior Graphic Designer	Krystal Jones
Graphic Designer	Micah Frysle, Robert Poulain, Rachael Wheat

PREMIUM SALES

Manager, Premium Sales	Kyle Cofer
Account Executive, Premium Sales	Cole Douglas

SEASON TICKET MEMBER RETENTION

Director, Season Ticket Retention & Premium Account Services	Chris Sorrels
Manager, Season Ticket Retention	Brent Coffman
Manager, Courtside Services	Jessica Summers
Manager, Suite Services	Rayna Stewart
Senior Account Manager	Rachel Bradley
Season Ticket Account Manager	Ashley Barnett, Scott Brinson, Meagan Fennell, Laura Flinton, Chelsey Olson, Kendall Showers, Taylor Turner

SOCIAL MEDIA

Social Media Coordinator	Grant Nicholls, Coby Van Loan
--------------------------------	-------------------------------

TICKET OPERATIONS & BUSINESS INTELLIGENCE

Manager, Ticket Operations	Becky Bauman
Manager, Premium Ticket Operations	Kristy Factor
Ticket Operations Coordinator	Clark Wamre
Business Intelligence Analyst	Danielle Brown, Will Clayton, Chris Hagner

TICKET SALES

Director, Ticket and Premium Sales	Travis Herman
Manager, Group & Season Ticket Sales	Mac Maddox
Account Executive, Season Ticket Sales	Chris Kade, Jennifer Young
Account Executive, Group Sales	Brax Ball, Ryan Hock, Alex Morrow, Terah Page, Austin Ryan, Melissa Vara
Group Events & Ticket Sales Coordinator	Amanda Ligon
Manager, Inside Sales and Development Team Sales	Justin Jordan
Account Executive, Inside Sales	Joseph Absher, Taylor Richards
Inside Sales Representative	Cate Decker, Travis Hytche, John Parker

2019-20 REGULAR SEASON REVIEW



2019-20 REGULAR SEASON STATISTICS

2019-20 FINAL STATISTICS (44-28)

PLAYER	G	GS	MIN	-FIELD GOALS-			-3-POINT FG--			-FREE THROWS-			--REBOUNDS--			PTS	AVG
				FG	FGA	PCT	FG	FGA	PCT	FT	FTA	PCT	OFF	DEF	TOT		
Gilgeous-Alexand	70	70	2429	478	1015	.471	87	251	.347	288	357	.807	47	365	412	1331	19.0
Schroder	65	2	1999	453	965	.469	125	325	.385	198	236	.839	19	217	236	1229	18.9
Gallinari	62	62	1834	358	817	.438	178	439	.405	266	298	.893	34	288	322	119	18.7
Paul	70	70	2208	434	887	.489	111	304	.365	253	279	.907	26	323	349	1232	17.6
Adams	63	63	1680	283	478	.592	1	3	.333	117	201	.582	207	376	583	146	10.9
Noel	61	7	1127	184	269	.684	1	3	.333	80	106	.755	91	209	300	57	16.6
Diallo	46	3	896	132	296	.446	16	57	.281	38	63	.603	44	123	167	316	6.9
Dort	36	28	820	86	218	.394	30	101	.297	42	53	.792	24	57	81	27	9.7
Nader	55	6	867	123	263	.468	48	128	.375	51	66	.773	14	86	100	38	7.8
Bazley	61	9	1130	125	317	.394	49	141	.348	43	62	.694	30	216	246	41	5.5
Muscala	47	2	572	77	189	.407	54	143	.378	18	22	.818	16	92	108	40	5.8
Ferguson	56	38	1257	78	220	.355	49	168	.292	15	20	.750	23	51	74	51	15.5
Roberson	7	0	87	8	29	.276	3	14	.214	1	2	.500	7	20	27	4	1.3
Burton	39	0	356	43	125	.344	10	53	.189	8	14	.571	7	50	57	17	3.4
Hall	11	0	81	6	30	.200	4	17	.235	4	8	.500	2	5	7	13	6.0
Patton	5	0	24	4	10	.400	1	4	.250	0	0	---	1	4	5	2	4.0
Hervey	10	0	52	7	27	.259	3	20	.150	0	0	---	1	11	12	5	4.0
Roby (TOT)	3	0	11	0	1	.000	0	0	---	0	0	---	0	2	2	0	1.0
Roby (OKC)	3	0	11	0	1	.000	0	0	---	0	0	---	0	2	2	0	1.0
THUNDER	72	-	17430	2879	6156	.468	770	2171	.355	1422	1787	.796	593	2495	3088	1562	1390
OPPONENTS	72	-	17430	2937	6454	.455	814	2395	.340	1119	1408	.795	754	2472	3226	1656	1641

2019-20 FINAL HOME GAME STATISTICS (24-13)

PLAYER	G	GS	MIN	-FIELD GOALS-			-3-POINT FG--			-FREE THROWS-			--REBOUNDS--			PTS	AVG
				FG	FGA	PCT	FG	FGA	PCT	FT	FTA	PCT	OFF	DEF	TOT		
Gilgeous-Alexand	37	37	1310	267	546	.489	51	134	.381	167	205	.815	25	185	210	132	20.3
Gallinari	34	34	1004	197	444	.444	105	250	.420	149	165	.903	16	155	171	75	4.2
Schroder	34	1	1050	233	506	.460	53	164	.323	109	128	.852	12	132	144	143	8.1
Paul	36	36	1134	225	433	.520	61	150	.407	132	145	.910	17	153	170	240	8.5
Adams	31	31	847	161	261	.617	0	2	.000	51	87	.586	109	189	298	69	6.7
Noel	32	5	587	97	141	.688	1	1	1.000	37	51	.725	50	110	160	34	9.5
Diallo	25	1	472	68	147	.463	7	28	.250	21	34	.618	22	65	87	19	4.6
Bazley	32	3	581	74	161	.460	29	72	.403	21	32	.656	17	107	124	25	2.7
Nader	27	1	418	60	123	.488	22	61	.361	19	28	.679	6	42	48	18	3.5
Dort	16	14	339	34	92	.370	11	43	.256	16	19	.842	12	22	34	13	3.7
Muscala	27	1	322	44	109	.404	30	81	.370	6	8	.750	11	52	63	22	3.1
Ferguson	32	21	685	41	118	.347	29	92	.315	2	4	.500	11	26	37	36	9.0
Burton	19	0	132	19	46	.413	5	19	.263	3	7	.429	2	16	18	3	1.5
Roberson	3	0	25	2	6	.333	2	3	.667	0	0	---	2	5	7	1	5.0
Patton	4	0	21	3	9	.333	1	4	.250	0	0	---	1	4	5	2	3.0
Hall	3	0	18	0	5	.000	0	3	.000	0	0	---	0	1	1	2	2.0
Hervey	5	0	6	0	2	.000	0	1	.000	0	0	---	0	0	0	0	0.0
Roby (TOT)	1	0	3	0	0	---	0	0	---	0	0	---	0	1	1	0	0.0
Roby (OKC)	1	0	3	0	0	---	0	0	---	0	0	---	0	1	1	0	0.0
TEAM	37	-	8955	1525	3149	.484	407	1108	.367	733	913	.803	313	1265	1578	834	721
OPPONENTS	37	-	8955	1503	3295	.456	419	1229	.341	609	757	.804	381	1229	1610	835	838

2019-20 FINAL ROAD GAME STATISTICS (21-14)

PLAYER	G	GS	MIN	-FIELD GOALS-			-3-POINT FG--			-FREE THROWS-			--REBOUNDS--			PTS	AVG
				FG	FGA	PCT	FG	FGA	PCT	FT	FTA	PCT	OFF	DEF	TOT		
Schroder	31	1	949	220	459	.479	72	161	.447	89	108	.824	7	85	92	119	6.5
Gallinari	28	28	830	161	373	.432	73	189	.386	117	133	.880	18	133	151	44	3.3
Gilgeous-Alexand	33	33	1119	211	469	.450	36	117	.308	121	152	.796	22	180	202	100	5.7
Paul	34	34	1073	209	454	.460	50	154	.325	121	134	.903	9	170	179	232	7.3
Adams	32	32	833	122	217	.562	1	1	1.000	66	114	.579	98	187	285	77	5.5
Noel	29	2	540	87	128	.680	0	2	.000	43	55	.782	41	99	140	23	7.1
Dort	20	14	481	52	126	.413	19	58	.328	26	34	.765	12	35	47	14	6.0
Diallo	21	2	423	64	149	.430	9	29	.310	17	29	.586	22	58	80	17	5.5
Nader	28	5	449	63	140	.450	26	67	.388	32	38	.842	8	44	52	20	4.3
Muscala	20	1	250	33	80	.413	24	62	.387	12	14	.857	5	40	45	18	2.7
Bazley	29	6	549	51	156	.327	20	69	.290	22	30	.733	13	109	122	16	2.8
Ferguson	24	17	572	37	102	.363	20	76	.263	13	16	.813	12	25	37	15	6.5
Roberson	4	0	61	6	23	.261	1	11	.091	1	2	.500	5	15	20	3	8.0
Hervey	5	0	46	7	25	.280	3	19	.158	0	0	---	1	11	12	5	4.0
Burton	20	0	224	24	79	.304	5	34	.147	5	7	.714	5	34	39	14	1.9
Hall	8	0	63	6	25	.240	4	14	.286	4	8	.500	2	4	6	11	4.0
Patton	1	0	3	1	1	1.000	0	0	---	0	0	---	0	0	0	0	1.0
Roby (TOT)	2	0	8	0	1	.000	0	0	---	0	0	---	0	1	1	0	1.0
Roby (OKC)	2	0	8	0	1	.000	0	0	---	0	0	---	0	1	1	0	1.0
TEAM	35	-	8475	1354	3007	.450	363	1063	.341	689	874	.788	280	1230	1510	728	669
OPPONENTS	35	-	8475	1434	3159	.454	395	1166	.339	510	651	.783	373	1243	1616	821	803

2019-20 MISCELLANEOUS STATISTICS



THUNDER VS. THE NBA IN 2019-20

	RECORD	HOME	ROAD	OT
OVERALL	44-28	23-14	21-14	4-2
Atlantic	5-3	1-2	4-1	2-0
Central	6-4	3-2	3-2	
Southeast	6-2	4-2	2-0	1-0
EASTERN	17-9	8-6	9-3	3-0
Southwest	10-6	6-3	4-3	
Northwest	8-5	4-2	4-3	1-1
Pacific	9-8	5-3	4-5	0-1
WESTERN	27-19	15-8	12-11	1-2

TEAM WINNING AND LOSING STREAKS

TEAM WINNING & LOSING STREAKS:

OVERALL	HOME	ROAD
Loss-1	Win-2	Loss-3
Long: Win-5	Win-5	Win-9
Loss-3	Loss-3	Loss-6

Last:Win-08/12 vs MIA 116-115 Win-08/12 vsMIA 116-115 Win-08/05 @ LAL 105-86
Loss-08/14 @ LAC 103-10 Loss-08/03 vs DEN 113-121 Loss-08/14 @ LAC 103-107

	WON	LOST	OFFENSE	VsOPP	HOME ATTENDANCE
Oct.	1	4			
Nov.	6	7	100+43-17	If Opp W/L to date:	37 Games
Dec.	11	4	100< 1-11	.500+ 13-20	600,699 Total
Jan.	12	5	Defense.500-31-7	16,235	Average
Feb.	7	3	100+ 35-25	18,203	High
Mar.	3	1	100< 9-3	33 Sellouts	

THUNDER MARGINS OF VICTORY/DEFEAT

After 72 games last season: W 42 L 30After 73 games last season: W 43 L 30

MARGINS	1	2	3	4	5	6	7	8	9	10	11	12	13	14	15	16	17	18	19	20	21	22	23
Won By:	3	2	3	3	4	5	2	3	1	1	3	2	1	1	1	2	1	1	1	1			
Lost By:	2	2	2	2	2	3	3	2	1	1	1	2	1										
	24	25	26	27	28	29	30	31	32	33	34	35	36	37	38	39	40	41	42	43	44	45	46+
Won By:	2	1																					
Lost By:	1	1	1	1																			



2019-20 GAME-BY-GAME RESULTS

Date	Opponent	Team/Opp	Home Road Total			High Scoring	High Rebounds	High Assists	Opponent Scoring	Atten
Oct 23	@Utah	L 95-100	0-0	0-1	0-1	Gilgeous-Alexand-2	Adams-11	Schroder-4	Mitchell-32	18,306
Oct 25	WASHINGTON	L 85-97	0-1	0-1	0-2	Gilgeous-Alexand-2	Adams-14	Gilgeous-Alexand-Paul-4	Bryant-21	18,203
Oct 27	GOLDEN STATE	W120-92	1-1	0-1	1-2	Schroder-22	Adams-10	Schroder-6	Curry-23	18,203
Oct 28	@Houston	L112-116	1-1	0-2	1-3	Gilgeous-Alexand-2	Adams-12	Schroder-7	Harden-40	18,055
Oct 30	PORTLAND	L 99-102	1-2	0-2	1-4	Paul-21	Noel-14	Paul-5	Lillard-23	18,203
Nov 2	NEW ORLEANS	W115-104	2-2	0-2	2-4	Gilgeous-Alexand-2	Schroder-9	Paul-9	Redick-17	18,203
Nov 5	ORLANDO	W102-94	3-2	0-2	3-4	Gilgeous-Alexand-2	Adams-11	Paul-6	Gordon-15	18,203
Nov 7	@San Antonio	L112-121	3-2	0-3	3-5	Gallinari-27	Noel-6	Schroder-9	Aldridge-39	18,354
Nov 9	GOLDEN STATE	W114-108	4-2	0-3	4-5	Gallinari-21	Adams-8	Paul-9	Russell-30	18,203
Nov 10	MILWAUKEE	L119-121	4-3	0-3	4-6	Schroder-25	Gallinari-7	Noel Gilgeous-Alexand-6	G. Antetokounmpo	318,203
Nov 12	@Indiana	L 85-111	4-3	0-4	4-7	Gallinari-14	Bazley Gilgeous-Alexand-Adams-6	Paul-8	Warren-23	15,838
Nov 15	PHILADELPHIA	W127-119(OT) 5-3	0-4	0-4	0-8	Gallinari-28	Paul-8	Paul-5	Embiid-31	18,203
Nov 18	@L.A. Clipper	L 88-90	5-3	0-5	5-8	Paul-22	Adams-10	Adams-6	Harrell-28	19,068
Nov 19	@L.A. Lakers	L107-112	5-3	0-6	5-9	Schroder-31	Noel-8	Paul-10	Davis-34	18,997
Nov 22	L.A. LAKERS	L127-130	5-4	0-6	5-10	Gilgeous-Alexand-2	Gilgeous-Alexand-7	Paul-7	Davis-33	18,203
Nov 25	@Golden State	W100-97	5-4	1-6	6-10	Schroder-22	Adams-10	Gallinari-6	Robinson-25	18,064
Nov 27	@Portland	L119-136	5-4	1-7	6-11	Nader-23	Adams-Burton-6	Gilgeous-Alexand-Paul-5	Lillard-27	19,870
Nov 29	NEW ORLEANS	W109-104	6-4	1-7	7-11	Schroder-25	Adams-12	Schroder-7	Ingram-26	18,203
Dec 1	@New Orleans	W107-104	6-4	2-7	8-11	Gallinari-23	Gallinari-11	Paul-8	Holiday-26	15,427
Dec 4	INDIANA	L100-107	6-5	2-7	8-12	Adams-20	Adams-9	Paul-10	Warren-24	18,203
Dec 6	MINNESOTA	W139-127(OT) 7-5	2-7	9-12	Paul-30	Adams-11	Paul-7	Teague-32	18,203	
Dec 8	@Portland	W108-96	7-5	3-7	10-12	Gilgeous-Alexand-2-Schroder-21	Noel-12	Adams-4	Lillard-26	19,393
Dec 9	@Utah	W104-90	7-5	4-7	11-12	Schroder-27	Adams-13	Paul-7	Mitchell-26	18,306
Dec 11	@Sacramento	L 93-94	7-5	4-8	11-13	Schroder-17	Adams-10	Paul-12	Hield-23	16,723
Dec 14	@Denver	L102-110	7-5	4-9	11-14	Schroder-22	Adams-14	Paul-10	Jokic-28	19,520
Dec 16	CHICAGO	W109-106	8-5	4-9	12-14	Paul-30	Adams-11	Paul-8	LaVine-39	18,203
Dec 18	MEMPHIS	W126-122	9-5	4-9	13-14	Schroder-31	Adams-10	Schroder-7	Clarke-27	18,203
Dec 20	PHOENIX	W126-108	10-5	4-9	14-14	Gilgeous-Alexand-	Schroder-Adams-9	Paul-7	Rubio-24	18,203
Dec 22	L.A. CLIPPERS	W118-112	11-5	4-9	15-14	Gilgeous-Alexand-3	Adams-17	Paul-Schroder-6	Williams-22	18,203
Dec 26	MEMPHIS	L 97-110	11-6	4-9	15-15	Paul-23	Adams-6	Paul-11	Valanciunas-21	18,203
Dec 27	@Charlotte	W104-102(OT) 11-6	5-9	16-15	Gilgeous-Alexand-2	Adams-12	Paul-6	Rozier-26	18,418	
Dec 29	@Toronto	W 98-97	11-6	6-9	17-15	Gilgeous-Alexand-3	Paul-11	Paul-8	Lowry-VanVleet-20	19,800
Dec 31	DALLAS	W106-101	12-6	6-9	18-15	Gallinari-20	Noel-12	Paul-7	Doncic-35	18,203
Jan 2	@San Antonio	W109-103	12-6	7-9	19-15	Gilgeous-Alexand-2	Adams-9	Gilgeous-Alexand-Paul-5	DeRozan-30	18,354
Jan 4	@Cleveland	W121-106	12-6	8-9	20-15	Schroder-22	Adams-16	Paul-10	Sexton-30	19,432
Jan 6	@Philadelphia	L113-120	12-6	8-10	20-16	Adams-24	Adams-15	Paul-6	Richardson-23	20,561
Jan 7	@Brooklyn	W111-103(OT) 12-6	9-10	21-16	Paul-28	Adams-18	Schroder-5	Prince-21	15,677	
Jan 9	HOUSTON	W113-92	13-6	9-10	22-16	Gallinari-23	Gallinari-11	Paul-5	Westbrook-34	18,203
Jan 11	L.A. LAKERS	L110-125	13-7	9-10	22-17	Gallinari-Gilgeous-Alexand-24	Adams-Gilgeous-Alexand-8	Paul-8	Kuzma-36	18,203
Jan 13	@Minnesota	W117-104	13-7	10-10	23-17	Gallinari-30	Gilgeous-Alexand-2	Gilgeous-Alexand-1	Reid-20	11,044



2019-20 GAME-BY-GAME RESULTS

Date	Opponent	Team/Opp	Home	Road	Total	High Scoring	High Rebounds	High Assists	Opponent Scoring	Atten
Jan 15	TORONTO	L121-130	13-8	10-10	23-18	Schroder-25	Gilgeous-Alexand-6	Paul-11	Powell-23	18,203
Jan 17	MIAMI	L108-115	13-9	10-10	23-19	Gallinari-27	Schroder-7	Gilgeous-Alexand-Schroder-8	Nunn-22	18,203
Jan 18	PORTLAND	W119-106	14-9	10-10	24-19	Paul-30	Bazley-13	Paul-7	Lillard-34	18,203
Jan 20	@Houston	W112-107	14-9	11-10	25-19	Paul-28	Gallinari-13	Schroder-4	Westbrook-32	18,055
Jan 22	@Orlando	W120-114	14-9	12-10	26-19	Schroder-31	Gilgeous-Alexand-1	Schroder-9	Ross-26	18,846
Jan 24	ATLANTA	W140-111	15-9	12-10	27-19	Gallinari-25	Diallo-9	Schroder-8	Collins-28	18,203
Jan 25	@Minnesota	W113-104	15-9	13-10	28-19	Schroder-26	Diallo-10	Paul-10	Towns-37	16,236
Jan 27	DALLAS	L 97-107	15-10	13-10	28-20	Schroder-21	Gilgeous-Alexand-1	Gallinari-Schroder-6	Doncic-29	18,203
Jan 29	@Sacramento	W120-100	15-10	14-10	29-20	Schroder-24	Adams-8	Paul-10	Bogdanovic-23	16,935
Jan 31	@Phoenix	W111-107	15-10	15-10	30-20	Gallinari-27	Gilgeous-Alexand-9	Paul-10	Oubre-Booker-27	17,260
Feb 5	CLEVELAND	W109-103	16-10	15-10	31-20	Schroder-30	Gilgeous-Alexand-1	Paul-7	Sexton-23	18,203
Feb 7	DETROIT	W108-101	17-10	15-10	32-20	Paul-22	Gallinari-9	Paul-7	Jackson-28	18,203
Feb 9	BOSTON	L111-112	17-11	15-10	32-21	Gallinari-Gilgeous-Alexand-24	Adams-11	Paul-5	Walker-27	18,203
Feb 11	SAN ANTONIO	L106-114	17-12	15-10	32-22	Paul-31	Adams-10	Paul-7	Aldridge-Murray-25	18,203
Feb 13	@New Orleans	W123-118	17-12	16-10	33-22	Gallinari-29	Adams-11	Paul-12	Williams-32	17,865
Feb 21	DENVER	W113-101	18-12	16-10	34-22	Paul-29	Adams-17	Gilgeous-Alexand-9	Jokic-32	18,203
Feb 23	SAN ANTONIO	W131-103	19-12	16-10	35-22	Gilgeous-Alexand-2	Adams-14	Paul-10	Gay-14	18,203
Feb 25	@Chicago	W124-122	19-12	17-10	36-22	Gallinari-24	Gilgeous-Alexand-1	Paul-9	LaVine-41	16,911
Feb 27	SACRAMENTO	W112-108	20-12	17-10	37-22	Gallinari-24	Adams-Noel-7	Paul-Schroder-7	Barnes-21	18,203
Feb 28	@Milwaukee	L 86-133	20-12	17-11	37-23	Paul-18	Adams-7	Paul-5	G. Antetokounmpo	318,412
Mar 3	L.A. CLIPPERS	L 94-109	20-13	17-11	37-24	Schroder-24	Adams-10	Paul-7	Leonard-25	18,203
Mar 4	@Detroit	W114-107	20-13	18-11	38-24	Gilgeous-Alexand-2	Adams-Gallinari-7	Schroder-9	Wood-29	15,138
Mar 6	@New York	W126-103	20-13	19-11	39-24	Gallinari-22	Adams-11	Paul-12	Payton-18	19,499
Mar 8	@Boston	W105-104	20-13	20-11	40-24	Paul-28	Noel-9	Paul-7	Hayward-24	19,156
Aug 1	UTAH	W110-94	21-13	20-11	41-24	Gilgeous-Alexand-1	Adams-11	Paul-7	Mitchell-13	
Aug 3	DENVER	L113-121(OT) 21-14	20-11	41-25	Gilgeous-Alexand-2	Adams-10	Paul-8	Porter-37		
Aug 5	@L.A. Lakers	W105-86	21-14	21-11	42-25	Paul-21	Tied with-7	Paul-6	James-19	
Aug 7	@Memphis	L 92-121	21-14	21-12	42-26	Paul-17	Diallo-8	Paul-5	Brooks-22	
Aug 9	WASHINGTON	W121-103	22-14	21-12	43-26	Bazley-23	Dort-10	Paul-9	Ja. Robinson-19	
Aug 10	@Phoenix	L101-128	22-14	21-13	43-27	Bazley-22	Bazley-10	Paul-7	Booker-35	
Aug 12	MIAMI	W116-115	23-14	21-13	44-27	Bazley-21	Bazley-9	Ferguson-5	Herro-30	
Aug 14	@L.A. Clipper	L103-107(OT) 23-14	21-14	44-28	Diallo-27	Diallo-11	Burton-5	Mann-25		
Aug 18	@Houston	L108-123	0-0	0-1	0-1	Gallinari-29	Adams-12	Paul-9	Harden-37	
Aug 20	@Houston	L 98-111	0-0	0-2	0-2	Gilgeous-Alexand-3	Adams-11	Schroder-5	Harden-21	
Aug 22	HOUSTON	W119-107(OT) 1-0	0-2	1-2	Schroder-29	Adams-13	Gilgeous-Alexand-6	Harden-38		
Aug 24	HOUSTON	W117-114	2-0	0-2	2-2	Schroder-30	Gilgeous-Alexand-1	Gilgeous-Alexand-6	Harden-32	
Aug 29	@Houston	L 80-114	2-0	0-3	2-3	Schroder-19	Adams-14	Gilgeous-Alexand-4	Harden-31	
Aug 31	HOUSTON	W104-100	3-0	0-3	3-3	Paul-28	Adams-14	Gilgeous-Alexand-6	Harden-32	
Sep 2	@Houston	L102-104	3-0	0-4	3-4	Dort-30	Paul-11	Paul-12	Gordon-Covington-21	



2019-20 GAME-BY-GAME STATISTICS

DATE	TM	@	OPP	WL	O	G	MIN	FG	FGA	FG%	FG3	FG3A	FG3%	FT	FTA	FT%	OREB	DREB	REB	AST	PF	DQ	STL	TO	BLK	PTS	PPG
10/23	OKC	@	UTA	L	-	1	240	32	83	.386	10	27	.370	21	31	.677	7	41	48	15	23	0	5	16	4	95	95.0
10/25	OKC	V	WAS	L	-	2	240	33	83	.398	5	23	.217	14	22	.636	7	42	49	14	18	0	7	19	6	85	90.0
10/27	OKC	V	GS	W	-	3	240	44	78	.564	15	32	.469	17	22	.773	8	42	50	24	26	0	8	24	5	120	100.0
10/28	OKC	@	HOU	L	-	4	240	41	94	.436	13	35	.371	17	24	.708	16	36	52	22	27	0	7	15	3	112	103.0
10/30	OKC	V	POR	L	-	5	240	33	84	.393	4	27	.148	29	37	.784	13	42	55	15	21	0	8	19	2	99	102.2
11/02	OKC	V	NO	W	-	6	240	41	90	.456	15	37	.405	18	23	.783	8	36	44	20	20	0	8	12	11	115	104.3
11/05	OKC	V	ORL	W	-	7	240	37	86	.430	12	33	.364	16	20	.800	7	31	38	21	23	0	9	9	5	102	104.0
11/07	OKC	@	SA	L	-	8	240	42	80	.525	10	21	.476	18	24	.750	4	27	31	26	14	0	7	13	2	112	105.0
11/09	OKC	V	GS	W	-	9	240	43	79	.544	14	30	.467	14	17	.824	7	35	42	30	17	0	7	19	5	114	106.0
11/10	OKC	V	MIL	L	-	10	240	45	91	.495	17	42	.405	12	17	.706	5	30	35	31	20	0	11	15	4	119	107.3
11/12	OKC	@	IND	L	-	11	240	29	82	.354	6	25	.240	21	24	.875	9	31	40	19	16	0	9	15	4	85	105.3
11/15	OKC	V	PHI	W	1	12	265	41	76	.539	10	24	.417	35	41	.854	6	30	36	22	23	1	7	13	3	127	107.1
11/18	OKC	@	LAC	L	-	13	240	28	75	.373	7	27	.259	25	28	.893	9	36	45	17	19	0	12	17	4	88	105.6
11/19	OKC	@	LAL	L	-	14	240	38	80	.475	9	28	.321	22	25	.880	8	31	39	22	22	0	10	16	2	107	105.7
11/22	OKC	V	LAL	L	-	15	240	49	93	.527	11	31	.355	18	20	.900	6	31	37	28	23	0	8	12	3	127	107.1
11/25	OKC	@	GS	W	-	16	240	40	85	.471	11	32	.344	9	11	.818	9	34	43	26	16	0	5	16	13	100	106.7
11/27	OKC	@	POR	L	-	17	240	39	88	.443	11	35	.314	30	38	.789	8	30	38	19	21	0	4	6	2	119	107.4
11/29	OKC	V	NO	W	-	18	240	43	90	.478	13	34	.382	10	16	.625	6	36	42	27	17	0	6	11	8	109	107.5
12/01	OKC	@	NO	W	-	19	240	38	81	.469	11	33	.333	20	26	.769	5	42	47	19	14	0	5	11	3	107	107.5
12/04	OKC	V	IND	L	-	20	240	41	84	.488	9	26	.346	9	10	.900	8	29	37	25	19	0	3	13	5	100	107.1
12/06	OKC	V	MIN	W	1	21	265	49	88	.557	5	18	.278	36	40	.900	9	30	39	19	20	0	8	10	9	139	108.6
12/08	OKC	@	POR	W	-	22	240	35	85	.412	11	32	.344	27	34	.794	13	41	54	12	22	1	7	10	2	108	108.6
12/09	OKC	@	UTA	W	-	23	240	40	85	.471	8	28	.286	16	19	.842	2	44	46	21	20	0	9	11	7	104	108.4
12/11	OKC	@	SAC	L	-	24	240	34	79	.430	13	33	.394	12	18	.667	7	36	43	24	16	0	8	18	8	93	107.8
12/14	OKC	@	DEN	L	-	25	240	38	81	.469	6	23	.261	20	23	.870	7	30	37	22	23	0	7	15	3	102	107.5
12/16	OKC	V	CHI	W	-	26	240	35	69	.507	16	34	.471	23	28	.821	9	33	42	21	15	1	8	26	6	109	107.6
12/18	OKC	V	MEM	W	-	27	240	46	84	.548	7	24	.292	27	34	.794	6	29	35	25	16	0	6	12	6	126	108.3
12	OKC	V	PHO	W	-	28	240	49	87	.563	10	24	.417	18	21	.857	8	33	41	23	23	0	7	15	7	126	108.9
12/22	OKC	V	LAC	W	-	29	240	46	97	.474	9	27	.333	17	20	.850	16	33	49	24	20	0	10	12	4	118	109.2
12/26	OKC	V	MEM	L	-	30	240	38	92	.413	10	35	.286	11	13	.846	7	27	34	23	14	0	11	9	4	97	108.8
12/27	OKC	@	CHA	W	1	31	265	40	89	.449	5	31	.161	19	31	.613	10	39	49	19	23	0	8	14	4	104	108.6
12/29	OKC	@	TOR	W	-	32	240	34	78	.436	10	33	.303	20	23	.870	8	35	43	15	14	0	8	17	6	98	108.3
12/31	OKC	V	DAL	W	-	33	240	39	91	.429	6	27	.222	22	28	.786	18	38	56	18	21	0	7	12	5	106	108.2
01/02	OKC	@	SA	W	-	34	240	43	89	.483	9	25	.360	14	20	.700	8	35	43	19	14	0	7	4	6	109	108.3
01/04	OKC	@	CLE	W	-	35	240	43	96	.448	14	37	.378	21	26	.808	18	34	52	24	16	0	6	12	4	121	108.6
01/06	OKC	@	PHI	L	-	36	240	40	89	.449	12	29	.414	21	31	.677	14	33	47	17	22	0	3	13	3	113	108.8
01/07	OKC	@	BRK	W	1	37	265	38	92	.413	11	37	.297	24	29	.828	8	43	51	19	15	0	11	17	3	111	108.8



2019-20 GAME-BY-GAME STATISTICS

DATE	TM	@	OPP	WL	O	G	MIN	FG	FGA	FG%	FG3	FG3A	FG3%	FT	FTA	FT%	OREB	DREB	REB	AST	PF	DQ	STL	TO	BLK	PTS	PPG	
01/09	OKC	V	HOU	W	-	38	240	43	87	.494	11	32	.344	16	20	.800	9	43	52	22	13	0	8	13	2	113	108.9	
01/11	OKC	V	LAL	L	-	39	240	43	92	.467	9	31	.290	15	17	.882	5	32	37	23	13	0	6	7	6	110	108.9	
01/13	OKC	@	MIN	W	-	40	240	41	82	.500	12	30	.400	23	26	.885	7	44	51	25	16	0	4	15	6	117	109.2	
01/15	OKC	V	TOR	L	-	41	240	43	85	.506	16	42	.381	19	20	.950	4	27	31	32	17	0	14	20	3	121	109.4	
01/17	OKC	V	MIA	L	-	42	240	37	84	.440	18	46	.391	16	18	.889	6	29	35	29	20	0	4	10	5	108	109.4	
01/18	OKC	V	POR	W	-	43	240	43	83	.518	7	22	.318	26	36	.722	12	36	48	25	20	0	5	13	4	119	109.6	
01/20	OKC	@	HOU	W	-	44	240	40	92	.435	12	32	.375	20	26	.769	7	40	47	14	18	0	8	13	6	112	109.7	
01/22	OKC	@	ORL	W	-	45	240	46	76	.605	9	19	.474	19	23	.826	0	36	36	22	17	0	10	15	7	120	109.9	
01/24	OKC	V	ATL	W	-	46	240	50	86	.581	14	25	.560	26	34	.765	6	39	45	28	20	0	6	14	5	140	110.6	
01/25	OKC	@	MIN	W	-	47	240	39	80	.488	11	24	.458	24	25	.960	3	40	43	20	14	0	8	14	9	113	110.6	
01/27	OKC	V	DAL	L	-	48	240	34	86	.395	12	30	.400	17	19	.895	6	42	48	23	11	0	2	10	4	97	110.3	
01/29	OKC	@	SAC	W	-	49	240	44	88	.500	15	34	.441	17	20	.850	10	35	45	32	17	0	9	13	5	120	110.5	
01/31	OKC	@	PHO	W	-	50	240	42	97	.433	7	31	.226	20	22	.909	15	26	41	26	24	0	13	14	4	111	110.5	
02/05	OKC	V	CLE	W	-	51	240	38	81	.469	9	26	.346	24	30	.800	5	35	40	21	15	0	9	12	6	109	110.5	
02/07	OKC	V	DET	W	-	52	240	39	76	.513	5	23	.217	25	30	.833	9	33	42	21	23	0	4	12	6	108	110.5	
02/09	OKC	V	BOS	L	-	53	240	39	86	.453	11	27	.407	22	29	.759	12	32	44	14	21	0	3	10	3	111	110.5	
02/11	OKC	V	SA	L	-	54	240	39	85	.459	11	31	.355	17	21	.810	6	29	35	19	24	0	8	14	2	106	110.4	
02/13	OKC	@	NO	W	-	55	240	46	92	.500	13	27	.481	18	22	.818	5	35	40	28	21	0	11	9	5	123	110.6	
02/21	OKC	V	DEN	W	-	56	240	40	87	.460	9	26	.346	24	27	.889	14	30	44	19	19	0	12	12	3	113	110.7	
02/23	OKC	V	SA	W	-	57	240	50	87	.575	10	22	.455	21	24	.875	6	48	54	28	17	0	7	13	7	131	111.0	
02/25	OKC	@	CHI	W	-	58	240	42	76	.553	14	30	.467	26	35	.743	7	30	37	25	17	0	8	12	7	124	111.2	
02/27	OKC	V	SAC	W	-	59	240	41	84	.488	9	26	.346	21	29	.724	10	27	37	20	20	0	6	11	4	112	111.3	
02/28	OKC	@	MIL	L	-	60	240	33	91	.363	6	35	.171	14	20	.700	5	31	36	14	15	0	8	14	3	86	110.8	
03/03	OKC	V	LAC	L	-	61	240	34	81	.420	9	28	.321	17	26	.654	8	35	43	16	22	0	7	15	7	94	110.6	
03/04	OKC	@	DET	W	-	62	240	46	75	.613	10	24	.417	12	17	.706	2	31	33	25	18	0	13	16	8	114	110.6	
03/06	OKC	@	NY	W	-	63	240	47	96	.490	12	31	.387	20	25	.800	10	28	38	26	18	0	8	4	6	126	110.9	
03/08	OKC	@	BOS	W	-	64	240	35	79	.443	10	25	.400	25	34	.735	4	35	39	16	22	0	9	18	7	105	110.8	
08/01	OKC	V	UTA	W	-	65	240	41	77	.532	10	26	.385	18	24	.750	11	36	47	19	21	0	9	22	8	110	110.8	
08/03	OKC	V	DEN	L	1	66	265	37	87	.425	15	36	.417	24	31	.774	8	34	42	20	32	2	4	16	5	113	110.8	
08/05	OKC	@	LAL	W	-	67	240	34	79	.430	5	24	.208	32	36	.889	4	48	52	17	23	1	9	14	2	105	110.7	
08/07	OKC	@	MEM	L	-	68	240	34	97	.351	13	43	.302	11	15	.733	12	24	36	19	20	0	12	10	2	92	110.4	
08/09	OKC	V	WAS	W	-	69	240	43	84	.512	18	39	.462	17	22	.773	8	35	43	25	18	0	7	12	3	121	110.6	
08/10	OKC	@	PHO	L	-	70	240	35	90	.389	13	39	.333	18	21	.857	8	32	40	24	23	0	10	19	2	101	110.4	
08/12	OKC	V	MIA	W	-	71	240	39	89	.438	16	42	.381	22	27	.815	14	36	50	20	19	0	7	16	4	116	110.5	
08/14	OKC	@	LAC	L	1	72	265	38	106	.358	14	44	.318	13	22	.591	11	37	48	18	29	0	5	16	6	103	110.4	
TOTALS							72	17430	2879	6156	.468	770	2171	.355	1422	1787	.796	593	2495	3088	1562	1390	6	550	986	353	7950	110.4



2019-20 THUNDER HIGHS AND LOWS

2019-20 THUNDER TEAM HIGHS/LOWS

	HIGH	LOW
Points	140, 1/24 vs. ATL	85, 10/25 vs. WAS
1st Quarter	38, 3/4 at DET	12, 10/23 at UTA
2nd Quarter	37 (2x) MR: 8/1 vs. UTA	17, 11/12 at IND
3rd Quarter	44, 12/20 vs. PHX	14, 1/20 at HOU
4th Quarter	42, 11/27 at POR	14, 8/7 at MEM
1st Half	72, 2/25 at CHI	42, 11/12 at IND
2nd Half	74, 1/24 vs. ATL	32, 8/7 at MEM
Overtime	20, 11/15 vs. PHI	4, 8/3 vs. DEN
FG Made	50 (2x) MR: 2/23 vs. SAS	28, 11/18 at LAC
FG Attempted	106, 8/14 at LAC	69, 12/16 vs. CHI
FG Percentage	.613, 3/4 at DET	.351, 8/7 at MEM
3P Made	18 (2x) MR: 8/9 vs. WAS	4, 10/30 vs. POR
3P Attempted	46, 1/17 vs. MIA	19, 1/22 at ORL
3P Percentage	.560, 1/24 vs. ATL	.148, 10/30 vs. POR
FT Made	36, 12/6 vs. MIN	9 (2x) MR: 12/5 vs. IND
FT Attempted	41, 11/15 vs. PHI	10, 12/5 vs. IND
FT Percentage	.960, 1/25 at MIN	.59, 18/14 at LAC
Off. Rebounds	18 (2x) MR: 1/4 at CLE	0, 1/22 at ORL
Def. Rebounds	48 (2x) MR: 8/5 at LAL	24, 8/7 at MEM
Tot. Rebounds	56, 12/31 vs. DAL	31 (2x) MR: 1/15 vs. TOR
Assists	32 (2x) MR: 1/29 at SAC	12, 12/8 at POR
Steals	14, 1/15 vs. TOR	2, 1/27 vs. DAL
Turnovers	26, 12/16 vs. CHI	4 (2x) MR: 3/6 at NYK
Blocks	14, 11/25 at GSW	2 (10x) MR: 8/10 at PHX

2019-20 OPPONENT HIGHS AND LOWS

	HIGH	LOW
Points	136, 11/27 at POR	86, 8/5 at LAL
1st Quarter	42 (2x) MR: 8/12 vs. MIA	15, 8/1 vs. UTA
2nd Quarter	42, 8/10 at PHX	15, 12/11 at SAC
3rd Quarter	41 (3x) MR: 12/20 vs. PHX	18 (2x) MR: 3/4 at DET
4th Quarter	35, 2/11 vs. SAS	14, 11/25 at GSW
1st Half	73 (2x) MR: 1/15 vs. TOR	37, 10/27 vs. GSW
2nd Half	73, 11/27 at POR	38 (2x) MR: 12/16 vs. CHI
Overtime	20, 8/14 at LAC	2, 1/7 at BKN
FG Made	52 (2x) MR: 2/25 at CHI	30, 10/27 vs. GSW
FG Attempted	103, 2/23 vs. SAS	76, 1/31 at PHX
FG Percentage	.612, 1/15 vs. TOR	.325, 10/27 vs. GSW
3P Made	21, 2/28 at MIL	3, 11/5 vs. ORL
3P Attempted	51 (2x) MR: 1/27 vs. DAL	20 (2x) MR: 11/25 at GSW
3P Percentage	.556, 1/15 vs. TOR	.135, 8/5 at LAL
FT Made	30, 8/3 vs. DEN	6 (4x) MR: 2/25 at CHI
FT Attempted	39 (2x) MR: 8/14 at LAC	9 (2x) MR: 2/25 at CHI
FT Percentage	1.000 (4x) MR: 2/27 vs. SAC	.545, 2/5 vs. CLE
Off. Rebounds	18, 12/8 at POR	3, 12/1 at NOP
Def. Rebounds	52, 2/28 at MIL	23 (2x) MR: 8/1 vs. UTA
Tot. Rebounds	66, 2/28 at MIL	31, 12/16 vs. CHI
Assists	34, 2/28 at MIL	11, 1/18 vs. POR
Steals	17, 12/16 vs. CHI	1, 1/2 at SAS
Turnovers	23, 8/14 at LAC	8, 12/8 at POR
Blocks	8 (7x) MR: 3/6 at NYK	0 (4x) MR: 1/6 at PHI

2019-20 INDIVIDUAL HIGHS



2019-20 THUNDER INDIVIDUAL HIGHS/LOWS

	HIGHS	PLAYER	OPPONENT	DATE
Minutes	42	Shai Gilgeous-Alexander	vs. MIN	12/6
FG Made	13 (2x)	Dennis Schröder	at ORL	1/22
FG Attempted	25	Shai Gilgeous-Alexander	vs. LAC	12/22
3P Made	7	Danilo Gallinari	vs. MIA	1/17
3P Attempted	12	Danilo Gallinari	vs. MIA	1/17
FT Made	12 (2x)	MR: Shai Gilgeous-Alexander	vs. MIN	12/6
FT Attempted	13	Shai Gilgeous-Alexander	vs. ATL	1/24
Off. Rebounds	9	Steven Adams	at PHI	1/6
Def. Rebounds	18	Shai Gilgeous-Alexander	at MIN	1/13
Tot. Rebounds	20	Shai Gilgeous-Alexander	at MIN	1/13
Assists	12 (3x)	MR: Chris Paul	at NYK	3/6
Steals	4 (11x)	MR: Chris Paul	at MEM	8/7
Blocks	6	Nerlens Noel	vs. NOP	11/2
Points	32 (3x)	MR: Shai Gilgeous-Alexander	at TOR	12/29
Points in Quarter	20	Chris Paul	at HOU	1/20
Points in a Half	28	Chris Paul	vs. CHI	12/16

2019-20 OPPONENT INDIVIDUAL HIGHS AND LOWS

	HIGHS	PLAYER	OPPONENT	DATE
Minutes	51	Rodney McGruder	at LAC	8/14
FG Made	19 (2x)	MR: Zach LaVine	at CHI	2/25
FG Attempted	35	Zach LaVine	at CHI	2/25
3P Made	6	Coby White	at CHI	2/25
3P Attempted	17	James Harden	at HOU	1/20
FT Made	21	James Harden	at HOU	10/28
FT Attempted	22	James Harden	at HOU	10/28
Off. Rebounds	8	Montrezl Harrell	at LAC	11/18
Def. Rebounds	14 (2x)	MR: Hassan Whiteside	at POR	11/27
Tot. Rebounds	17	Rudy Gobert	at UTA	12/9
Assists	16	Trae Young	vs. ATL	1/24
Steals	5	Bruce Brown	vs. DET	2/7
Blocks	5	Hassan Whiteside	at POR	12/8
Points	41	Zach LaVine	at CHI	2/25
Points in Quarter	19 (2x)	MR: Zach LaVine	at CHI	2/25
Points in a Half	27	Zach LaVine	at CHI	2/25



2019-20 INDIVIDUAL AND TEAM HIGHS

PLAYER	MINUTES	FIELD GOALS	FREE THROWS	-----REBOUNDS-----		TOTAL	ASSISTS	STEALS	TURNOVERS	BLOCKED SHOTS	POINTS
STEVEN ADAMS	36 (2) JAN. 7 at Brk.	10 DEC. 22 vs LA-C	6 (2) JAN. 6 at Phil.	9 JAN. 6 at Phil.	14 JAN. 7 at Brk.	18 JAN. 7 at Brk.	6C NOV. 18 at LA-C	4 (2) FEB. 21 vs Den.	5 MAR. 4 at Det.	4 (3) JAN. 25 at Minn.	24 JAN. 6 at Phil.
DARIUS BAZLEY	35C AUG. 10 at Phoe.	8C(3) AUG. 12 vs Miami	5C JAN. 18 vs Port.	3C(3) AUG. 12 vs Miami	10C JAN. 18 vs Port.	13C JAN. 18 vs Port.	4C AUG. 12 vs Miami	2C(2) DEC. 22 vs LA-C	4C(2) DEC. 16 vs Chi.	4C DEC. 18 vs Mem.	23C AUG. 9 vs Wash.
DEONTE BURTON	32C AUG. 10 at Phoe.	5 (2) JAN. 27 vs Dall.	27(2) AUG. 10 at Phoe.	1 (7) AUG. 14 at LA-C	5C(3) AUG. 14 at LA-C	6C(3) AUG. 14 at LA-C	5C AUG. 14 at LA-C	2C(2) AUG. 7 at Mem.	4C(2) AUG. 14 at LA-C	2 DEC. 22 at Ind.	13 NOV. 12 at Ind.
HAMIDOU DIALLO	40C AUG. 14 at LA-C	10C AUG. 14 at LA-C	4C JAN. 4 at Clev.	5C OCT. 28 at Hou.	8C(2) JAN. 25 at Minn.	11C AUG. 14 at LA-C	4C AUG. 3 vs Den.	3C NOV. 10 vs Milw.	6C AUG. 10 at Phoe.	2 NOV. 5 vs Orl.	27C AUG. 14 at LA-C
LUGUENTZ DORT	36C AUG. 3 vs Den.	8C JAN. 29 at Sac.	6C AUG. 5 at LA-L	3C FEB. 7 vs Det.	8C AUG. 9 vs Wash.	10C AUG. 9 vs Wash.	2C(8) AUG. 7 at Mem.	3C(3) FEB. 23 vs S.A.	2C(6) AUG. 3 vs Den.	1C(4) AUG. 9 vs Wash.	23C JAN. 29 at Sac.
TERRANCE FERGUSON	40 JAN. 7 at Brk.	7 NOV. 15 vs Phil.	37(2) FEB. 28 at Milw.	4C NOV. 18 at LA-C	4 DEC. 27 at Cha.	7C NOV. 18 at LA-C	5 AUG. 12 vs Miami	3 JAN. 15 vs Tor.	3 JAN. 9 vs Hou.	27(2) JAN. 9 vs Phil.	19 NOV. 15 vs Phil.
DANILO GALLINARI	37 DEC. 6 vs Minn.	12 FEB. 13 at Minn.	11 (2) JAN. 13 at Minn.	5C JAN. 20 at Hou.	11 DEC. 1 at N.O.	13 JAN. 20 at Hou.	6 (2) JAN. 27 vs Dall.	4 MAR. 4 at Det.	5 DEC. 8 at Port.	1 (5) AUG. 7 at Mem.	30 JAN. 13 at Minn.
SHAI GILGEOUS-ALEXANDER	42 vs Minn.	13C 6 DEC. 20 vs Phoe.	12C DEC. 6 vs Minn.	37(5) JAN. 31 at Phoe.	18C JAN. 13 at Minn.	20C JAN. 13 at Minn.	10T JAN. 13 at Minn.	3 (7) AUG. 5 at LA-L	5T(2) DEC. 16 vs Chi.	3 (4) MAR. 3 vs LA-C	32C(3) DEC. 29 at Tor.
DEVON HALL	24C AUG. 14 at LA-C	4C AUG. 14 at LA-C	3C NOV. 27 at Port.	1C(2) AUG. 14 at LA-C	2C AUG. 10 at Phoe.	2C(2) AUG. 10 at Phoe.	4C AUG. 14 at LA-C	3C AUG. 14 at LA-C	3C AUG. 10 at Phoe.	1C AUG. 12 vs Miami	12C AUG. 14 at LA-C
KEVIN HERVEY	12C AUG. 10 at Phoe.	3C AUG. 10 at Phoe.	0C AUG. 14 at LA-C	1C AUG. 10 at Phoe.	4C AUG. 14 at LA-C	4C(2) AUG. 10 at Phoe.	3C AUG. 7 at Mem.	1C AUG. 10 at Phoe.	0C AUG. 10 at Phoe.	1C AUG. 10 at Phoe.	8C
MIKE MUSCALA	31 JAN. 15 vs Tor.	6 JAN. 15 vs Tor.	4 OCT. 23 at Utah	1 (16) AUG. 12 vs Miami	7 (2) JAN. 9 vs Hou.	8 (2) JAN. 9 vs Hou.	4 AUG. 10 at Phoe.	2 NOV. 22 vs LA-L	2 (5) AUG. 9 vs Wash.	2 (3) FEB. 13 at N.O.	17 JAN. 15 vs Tor.
ABDEL NADER	33 DEC. 11 at Sac.	77(2) NOV. 29 vs N.O.	6T NOV. 27 at Port.	2 DEC. 20 vs Phoe.	5 (2) MAR. 3 vs LA-C	6 (2) MAR. 3 vs LA-C	3T JAN. 9 vs Hou.	27(5) AUG. 10 at Phoe.	37(3) AUG. 9 vs Wash.	4C MAR. 8 at Bos.	23C NOV. 27 at Port.
NERLENS NOEL	30 (2) JAN. 22 at Orl.	7 (2) JAN. 22 at Orl.	5 (2) NOV. 18 at LA-C	8T DEC. 31 vs Dall.	11 OCT. 30 vs Port.	14 OCT. 30 vs Port.	6C NOV. 10 vs Milw.	4 JAN. 29 at Sac.	4 (3) AUG. 12 vs Miami	6 NOV. 2 vs N.O.	15 (4) JAN. 18 vs Port.
JUSTIN PATTON	11C JAN. 15 vs Tor.	2T JAN. 15 vs Tor.	0 JAN. 9 vs Hou.	1T OCT. 27 vs G.S.	2 JAN. 9 vs Hou.	2 (2) JAN. 15 vs Tor.	1 (2) JAN. 15 vs Tor.	0 JAN. 15 vs Tor.	1C(2) JAN. 15 vs Tor.	0T JAN. 15 vs Tor.	4T
CHRIS PAUL	39 AUG. 3 vs Den.	12 FEB. 11 vs S.A.	12 NOV. 15 vs Phil.	2 (5) AUG. 12 vs Miami	11 DEC. 29 at Tor.	11 DEC. 29 at Tor.	12 (3) MAR. 6 at N.Y.	4 (6) AUG. 7 at Mem.	7 FEB. 21 vs Den.	3C DEC. 11 at Sac.	31 FEB. 11 vs S.A.
ANDRE ROBERSON	28 AUG. 14 at LA-C	3 AUG. 10 at Phoe.	1 AUG. 14 at LA-C	2 AUG. 10 at Phoe.	5 AUG. 5 at LA-L	6 (2) AUG. 10 at Phoe.	2 AUG. 14 at LA-C	1 AUG. 3 vs Den.	1 (2) AUG. 12 vs Miami	1 (3) AUG. 14 at LA-C	7 AUG. 10 at Phoe.
ISAIAH ROBY	6C FEB. 28 at Milw.	0C FEB. 28 at Milw.	0C FEB. 28 at Milw.	0C FEB. 28 at Milw.	1C(2) FEB. 28 at Milw.	1C(2) FEB. 28 at Milw.	0C FEB. 28 at Milw.	0C FEB. 28 at Milw.	1C FEB. 28 at Milw.	0C FEB. 28 at Milw.	0C
ISAIAH ROBY OKC.	6C FEB. 28 at Milw.	0C FEB. 28 at Milw.	0C FEB. 28 at Milw.	0C FEB. 28 at Milw.	1C(2) FEB. 28 at Milw.	1C(2) FEB. 28 at Milw.	0C FEB. 28 at Milw.	0C FEB. 28 at Milw.	1C FEB. 28 at Milw.	0C FEB. 28 at Milw.	0C
DENNIS SCHRÖDER	41 JAN. 27 vs Dall.	13 JAN. 22 at Orl.	10T DEC. 18 vs Mem.	2 (3) JAN. 15 vs Tor.	9 DEC. 20 vs Phoe.	9 (2) DEC. 20 vs Phoe.	9 (4) MAR. 4 at Det.	4 OCT. 27 vs G.S.	7 DEC. 18 vs Mem.	2T DEC. 16 vs Chi.	31 (3) JAN. 22 at Orl.
THUNDER High Games	265 (6) AUG. 14 at LA-C	50 (2) FEB. 23 vs S.A.	36 DEC. 6 vs Minn.	18 (2) JAN. 4 at Clev.	48 (2) AUG. 5 at LA-L	56 DEC. 31 vs Dall.	32 (2) JAN. 29 at Sac.	14 JAN. 15 vs Tor.	26 DEC. 16 vs Chi.	13 NOV. 25 at G.S.	140 JAN. 24 vs All.
THUNDER Low Games	240 (66) AUG. 12 vs Miami	28 NOV. 18 at LA-C	9 (2) DEC. 4 vs Ind.	0 JAN. 22 at Orl.	24 AUG. 7 at Mem.	31 (2) JAN. 15 vs Tor.	12 DEC. 8 at Port.	2 JAN. 27 vs Dall.	4 (2) MAR. 6 at N.Y.	2 (10) AUG. 10 at Phoe.	85 (2) NOV. 12 at Ind.
OPPONENTS High Games	265 (6) AUG. 14 at LA-C	52 (2) FEB. 25 at Chi.	30 AUG. 3 vs Den.	18 DEC. 8 at Port.	52 FEB. 28 at Milw.	66 FEB. 28 at Milw.	34 FEB. 28 at Milw.	17 DEC. 16 vs Chi.	23 AUG. 14 at LA-C	8 (7) MAR. 6 at N.Y.	136 NOV. 27 at Port.
OPPONENTS Low Games	240 (66) AUG. 12 vs Miami	30 OCT. 27 vs G.S.	6 (4) FEB. 25 at Chi.	3 DEC. 1 at N.O.	23 (2) AUG. 1 vs Utah	31 DEC. 16 vs Chi.	11 JAN. 18 vs Port.	1 JAN. 2 at S.A.	8 DEC. 8 at Port.	0 (4) JAN. 6 at Phil.	86 AUG. 5 at LA-L

"C" indicates a new career-high, "T" a tied career-high.

Numbers in parentheses indicate the number of games in which a player or team has reached a given total (if more than one).

2019-20 LEADERS/BACK-TO-BACK



2019-20 THUNDER GAME LEADERS

	Double Figures					Double-Doubles		Game Leaders		
	10+ Pts	20+ Pts	30+ Pts	10+ Reb	10+ Ast	Pt/Reb	Pt/Ast	Pts	Reb	Ast
Adams	35	6	30	22	2	39	2			
Bazley	10	3	2	1	3	4				
Burton	2	1	1							
Diallo	11	1	3	3	1	4				
Dort	7	1	1	1						
Ferguson	7	1								
Gallinari	57	25	1	3	3	16	7	2		
Gilgeous-Alexander	66	34	3	9	1	9	1	18	12	7
Hall	1									
Hervey										
Muscala	9									
Nader	9	1	1							
Noel	20	3	3	7	1					
Paul	59	23	4	2	13	10	13	3	47	
Roberson										
Roby										
Schröder	55	31	4	22	4	18				

THUNDER BACK-TO-BACK SETS

1.	10/27 vs. Golden State	W, 120-92	10/28 at Houston	L, 112-116	1-1
2.	11/9 vs. Golden State	W, 114-108	11/10 vs. Milwaukee	L, 119-121	1-1
3.	11/18 at L.A. Clippers	L, 88-90	11/19 at L.A. Lakers	L, 107-112	0-2
4.	12/8 at Portland	W, 108-96	12/9 vs. Utah	W, 104-90	2-0
5.	12/26 vs. Memphis	L, 97-110	12/27 at Charlotte	W, 104-102	1-1
6.	1/6 at Philadelphia	L, 113-120	1/7 at Brooklyn	W, 111-103	1-1
7.	1/17 vs. Miami	L, 108-115	1/18 vs. Portland	W, 119-106	1-1
8.	1/24 vs. Atlanta	W, 140-111	1/25 at Minnesota	W, 113-104	2-0
9.	2/27 vs. Sacramento	W, 112-108	2/28 at Milwaukee	L, 86-133	1-1
10.	3/3 vs L.A. Clippers	L, 94-109	3/4 at Detroit	W, 114-107	1-1
11.	8/9 vs. Washington	W, 121-103	8/10 at Phoenix	L, 101-128	1-1

(11 back-to-backs: 12-10 record total; 6-5 on the first night and 6-5 on the second night)



2019-20 INJURIES/STARTING LINEUPS

2019-20 THUNDER GAMES LOST DUE TO INJURY OR ILLNESS

PLAYER	DATE(S)	GAMES	INJURY OR ILLNESS
Andre Roberson	10/23-3/8	64	Left Knee; Injury Recovery
Steven Adams	10/30-11/2, 11/10	3	Left Knee Contusion
Hamidou Diallo	11/15-19	3	Left Knee Sprain
Nerlens Noel	11/22	1	Sick
Hamidou Diallo	11/25-12/29	17	Right Elbow; Hyperextension Sprain
Terrance Ferguson	12/6-14	5	Right Hip; Soreness
Danilo Gallinari	12/9	1	Left Ankle; Sprain
Danilo Gallinari	12/22-29, 2/28	5	Left Ankle; Soreness
Dennis Schröder	12/29	1	Right Ankle; Soreness
Nerlens Noel	1/6-14	6	Left Ankle; Sprain
Danilo Gallinari	1/7	1	Right Calf; Contusion
Abdel Nader	1/15-27	8	Left Ankle; Sprain
Steven Adams	1/17	1	Right Knee; Contusion
Terrance Ferguson	1/18	1	Illness
Justin Patton	1/18	1	Illness
Nerlens Noel	1/20	1	Left Ankle; Soreness
Steven Adams	1/22-24	2	Left Ankle; Sprain
Danilo Gallinari	1/25	1	Left Thumb; Sore
Nerlens Noel	1/25	1	Left Zygomatic Arch; Fracture
Darius Bazley	2/11-3/8	11	Right Knee; Bone Bruise
Deonte Burton	2/21	1	Illness
Shai Gilgeous-Alexander	3/8	1	Right Hip; Contusion
Terrance Ferguson	8/3-5	2	Right Lower Leg; Contusion
Mike Muscala	8/5-7	2	Concussion Protocol
Steven Adams	8/7-10	3	Left Lower Leg; Contusion
Nerlens Noel	8/9-10	2	Right Ankle; Soreness
Andre Roberson	8/9	1	Right Ankle; Soreness
Danilo Gallinari	8/10	1	Left Ankle; Injury Maintenance
Shai Gilgeous-Alexander	8/10	1	Right Calf; Contusion
Luguentz Dort	8/14	1	Right Knee; Sprain
Chris Paul	8/14	1	Left Hand; Sprain

THUNDER STARTING LINEUPS

FORWARD	FORWARD	CENTER	GUARD	GUARD	GS	W	L
Ferguson	Gallinari	Adams	Gilgeous-Alexander	Paul	27	15	12
Ferguson	Gallinari	Noel	Gilgeous-Alexander	Paul	4	1	3
Diallo	Gallinari	Adams	Gilgeous-Alexander	Paul	1	0	1
Nader	Gallinari	Adams	Gilgeous-Alexander	Paul	4	2	2
Nader	Bazley	Adams	Gilgeous-Alexander	Paul	1	1	0
Ferguson	Bazley	Adams	Gilgeous-Alexander	Paul	5	4	1
Diallo	Bazley	Adams	Gilgeous-Alexander	Paul	1	1	0
Gilgeous-Alexander	Gallinari	Adams	Dort	Paul	18	15	3
Gilgeous-Alexander	Gallinari	Noel	Dort	Paul	3	2	1
Gilgeous-Alexander	Bazley	Adams	Dort	Paul	1	1	0
Gilgeous-Alexander	Gallinari	Adams	Dort	Schröder	1	0	1
Gilgeous-Alexander	Diallo	Adams	Dort	Paul	1	0	1
Ferguson	Gallinari	Adams	Dort	Paul	1	1	0
Gilgeous-Alexander	Gallinari	Muscala	Dort	Paul	1	1	0
Nader	Bazley	Muscala	Dort	Paul	1	0	1
Ferguson	Gallinari	Adams	Gilgeous-Alexander	Schröder	1	0	1

Total: 12 Different Starting Lineups

STARTER	GS	W	L
Adams	63	40	23
Bazley	9	7	2
Burton			
Diallo	3	1	2
Dort	28	20	8
Ferguson	40	21	19
Gallinari	61	36	25
Gilgeous-Alexander	70	43	27
Hall			
Hervey			
Muscala	2	1	1
Nader	6	3	3
Noel	7	3	4
Paul	70	44	26
Roberson			
Roby			
Schröder	2	0	2

2019-20 TRANSACTIONS



June 20	Selected Brandon Clarke with the 21st overall pick	November 15	Recalled Justin Patton from the Oklahoma City Blue
July 1	Signed Nerlens Noel	November 16	Assigned Deonte Burton to the Oklahoma City Blue
July 1	Waived Jawun Evans	November 16	Assigned Justin Patton to Oklahoma City Blue
July 1	Waived Raymond Felton	November 17	Recalled Deonte Burton from the Oklahoma City Blue
July 1	Waived Markieff Morris	November 21	Recalled Justin Patton from the Oklahoma City Blue
July 1	Waived Nerlens Noel	November 22	Assigned Justin Patton to Oklahoma City Blue
July 6	Acquired the draft rights to Darius Bazley and a 2024 2nd round pick (MEM own) from Memphis in exchange for the draft rights to Brandon Clarke.	November 24	Recalled Justin Patton from the Oklahoma City Blue
July 6	Signed Luguentz Dort to a two-way contract	November 29	Assigned Justin Patton to Oklahoma City Blue
July 7	Signed Darius Bazley to a multi-year contract	December 4	Recalled Justin Patton from the Oklahoma City Blue
July 8	Acquired by a conditional 2020 1st round pick from Denver in exchange for Jerami Grant	December 5	Assigned Justin Patton to Oklahoma City Blue
July 9	Signed Mike Muscala to a multi-year contract	December 6	Recalled Justin Patton from the Oklahoma City Blue
July 10	Acquired Danilo Gallinari, Shai Gilgeous-Alexander, a 2021 1st round pick (MIA own), a 2022 1st round pick (LAC own), a Swap 2023 1st round picks, a conditional 2023 1st round pick (MIA own), a 2024 1st round pick (LAC own), a Swap 2025 1st round picks, a 2026 1st round pick (LAC own) from the Los Angeles Clippers in exchange for Paul George	December 7	Assigned Deonte Burton to the Oklahoma City Blue
July 16	Acquired Chris Paul, a Swap 2021 1st round picks, a conditional 2024 1st round pick (HOU own), a Swap 2025 1st round picks, a conditional 2026 1st round pick (HOU own) and cash from the Houston Rockets in exchange for Russell Westbrook.	December 7	Assigned Justin Patton to Oklahoma City Blue
July 25	Ended the two-way contract of Donte Grantham	December 12	Signed Kevin Hervey to a two-way contract
July 27	Waived Donte Grantham	December 12	Ended Devon Hall's two-way contract
August 3	Waived Patrick Patterson	December 14	Waived Devon Hall
August 12	Signed Justin Patton to a multi-year contract	December 19	Recalled Deonte Burton from the Oklahoma City Blue
September 4	Signed Devon Hall to a two-way contract	January 5	Recalled Justin Patton from the Oklahoma City Blue
September 24	Signed Markel Brown	January 10	Assigned Deonte Burton to the Oklahoma City Blue
September 29	Signed DeVaughn Akoon-Purcell	January 10	Assigned Justin Patton to Oklahoma City Blue
September 29	Signed Abdul Gaddy	January 11	Recalled Deonte Burton from the Oklahoma City Blue
September 29	Signed Myke Henry	January 11	Recalled Justin Patton from the Oklahoma City Blue
September 29	Signed Eric Moreland	January 14	Assigned Justin Patton to Oklahoma City Blue
September 29	Waived Markel Brown	January 15	Recalled Justin Patton from the Oklahoma City Blue
October 18	Exercised team option on Shai Gilgeous-Alexander	January 20	Assigned Justin Patton to Oklahoma City Blue
October 18	Exercised team option on Terrance Ferguson	January 21	Recalled Justin Patton from the Oklahoma City Blue
October 18	Signed Kadeem Jack	January 24	Acquired Isaiah Roby from the Dallas Mavericks in exchange for Justin Patton and cash.
October 18	Signed Vince Edwards	February 4	Assigned Deonte Burton to the Oklahoma City Blue
October 18	Signed Sedrick Barefield	February 4	Assigned Isaiah Roby to the Oklahoma City Blue
October 19	Waived DeVaughn Akoon-Purcell	February 5	Recalled Deonte Burton from the Oklahoma City Blue
October 19	Waived Abdul Gaddy	February 5	Recalled Isaiah Roby from the Oklahoma City Blue
October 19	Waived Myke Henry	February 8	Assigned Deonte Burton to the Oklahoma City Blue
October 19	Waived Eric Moreland	February 8	Assigned Isaiah Roby to the Oklahoma City Blue
October 21	Waived Sedrick Barefield	February 9	Recalled Deonte Burton from the Oklahoma City Blue
October 21	Waived Vince Edwards	February 9	Recalled Isaiah Roby from the Oklahoma City Blue
October 21	Waived Kadeem Jack	February 10	Assigned Isaiah Roby to the Oklahoma City Blue
November 6	Assigned Justin Patton to Oklahoma City Blue	February 12	Recalled Isaiah Roby from the Oklahoma City Blue
November 13	Recalled Justin Patton from the Oklahoma City Blue	February 29	Assigned Deonte Burton to the Oklahoma City Blue
November 15	Assigned Justin Patton to Oklahoma City Blue	February 29	Assigned Isaiah Roby to the Oklahoma City Blue
		March 1	Recalled Deonte Burton from the Oklahoma City Blue
		March 3	Recalled Isaiah Roby from the Oklahoma City Blue
		March 4	Assigned Isaiah Roby to the Oklahoma City Blue
		June 24	Signed Luguentz Dort to multi-year contract
		June 24	Ended two-way contract of Luguentz Dort
		June 27	Signed Devon Hall to a substitute contract

2019-20 NBA REVIEW

2019-20 STANDINGS/HEAD-TO-HEAD



NBA EASTERN CONFERENCE

ATLANTIC DIVISION	W	L	PCT	GB	HOME	ROAD	LAST-10	STREAK
Toronto	53	19	.736	-	26-10	27-9	9-1	Won 4
Boston	48	24	.667	5	26-10	22-14	6-4	Lost 1
Philadelphia	43	30	.589	10.5	31-4	12-26	5-5	Won 1
Brooklyn	35	37	.486	18	20-16	15-21	7-3	Lost 1
New York	21	45	.318	29	11-22	10-23	4-6	Won 1
CENTRAL DIVISION	W	L	PCT	GB	HOME	ROAD	LAST-10	STREAK
Milwaukee	56	17	.767	-	30-5	26-12	3-7	Lost 1
Indiana	45	28	.616	11	25-11	20-17	7-3	Won 2
Chicago	22	43	.338	30	14-20	8-23	3-7	Won 1
Detroit	20	46	.303	32.5	11-22	9-24	1-9	Lost 5
Cleveland	19	46	.292	33	11-25	8-21	4-6	Lost 1
SOUTHEAST DIVISION	W	L	PCT	GB	HOME	ROAD	LAST-10	STREAK
Miami	44	29	.603	-	29-7	15-22	4-6	Lost 2
Orlando	33	40	.452	11	18-17	15-23	5-5	Won 1
Charlotte	23	42	.354	17	10-21	13-21	4-6	Won 1
Washington	25	47	.347	18.5	16-20	9-27	2-8	Won 1
Atlanta	20	47	.299	21	14-20	6-27	4-6	Lost 1

NBA WESTERN CONFERENCE

SOUTHWEST DIVISION	W	L	PCT	GB	HOME	ROAD	LAST-10	STREAK
Houston	44	28	.611	-	24-12	20-16	5-5	Lost 3
Dallas	43	32	.573	2.5	20-18	23-14	4-6	Lost 2
Memphis	34	39	.466	10.5	20-17	14-22	3-7	Won 1
San Antonio	32	39	.451	11.5	19-15	13-24	6-4	Lost 1
New Orleans	30	42	.417	14	15-21	15-21	4-6	Lost 3
NORTHWEST DIVISION	W	L	PCT	GB	HOME	ROAD	LAST-10	STREAK
Denver	46	27	.630	-	26-11	20-16	4-6	Lost 3
Oklahoma City	44	28	.611	1.5	23-14	21-14	6-4	Lost 1
Utah	44	28	.611	1.5	23-12	21-16	4-6	Won 1
Portland	35	39	.473	11.5	21-15	14-24	7-3	Won 3
Minnesota	19	45	.297	22.5	8-24	11-21	3-7	Lost 3
PACIFIC DIVISION	W	L	PCT	GB	HOME	ROAD	LAST-10	STREAK
L.A. Lakers	52	19	.732	-	25-10	27-9	4-6	Lost 1
L.A. Clippers	49	23	.681	3.5	27-9	22-14	6-4	Won 2
Phoenix	34	39	.466	19	17-22	17-17	9-1	Won 8
Sacramento	31	41	.431	21.5	16-19	15-22	4-6	Won 2
Golden State	15	50	.231	34	8-26	7-24	3-7	Lost 1

HEAD-TO-HEAD WIN GRID

	ATL	BOS	BKN	CHA	CHI	CLE	DAL	DEN	DET	GS	HOU	IND	LAC	LAL	MEM	MIA	MIL	MIN	NO	NY	OKC	ORL	PHI	PHO	POR	SAC	SA	TOR	UTA	WAS	W	L	PCT	GB	LAST-10	STREAK			
ATLANTIC DIVISION																																							
TOR	3	1	3	2	3	3	1	1	3	1	0	3	0	2	1	1	1	2	2	2	1	4	3	2	1	2	1	2	2	53	19	.736	-	9-1	Won	4			
BOS	3	--	2	3	2	4	2	1	1	2	0	1	1	1	2	2	1	1	1	3	1	3	1	1	2	1	1	3	1	1	48	24	.667	5	6-4	Lost	1		
PHI	2	3	3	1	2	3	0	1	3	1	1	1	1	1	1	1	1	1	1	4	1	1	1	--	0	1	2	2	1	1	2	43	30	.589	10.5	5-5	Won	1	
BKN	3	2	--	3	3	1	0	1	2	1	1	1	1	1	0	1	1	0	2	2	0	1	1	1	1	1	1	1	0	1	35	37	.486	18	7-3	Lost	1		
NY	2	0	2	0	2	3	2	0	2	1	1	1	1	0	0	0	0	0	0	--	0	1	0	0	0	1	1	0	0	1	21	45	.318	29	4-6	Won	1		
CENTRAL DIVISION																																							
MIL	3	2	1	3	4	3	0	0	3	1	1	3	2	1	1	1	--	2	2	3	2	3	4	2	1	2	2	1	2	1	3	56	17	.767	--	3-7	Lost	1	
IND	2	1	2	3	4	2	1	1	1	1	--	0	2	--	1	1	1	1	1	1	1	1	1	1	1	1	1	1	1	1	2	45	28	.616	11	7-3	Won	2	
CHI	3	0	0	1	--	3	1	0	4	0	0	0	1	0	2	0	0	0	1	0	1	0	0	0	0	0	0	1	1	0	0	3	22	43	.338	30	3-7	Won	1
DET	2	1	1	0	0	2	0	1	--	1	1	3	0	0	0	0	0	0	0	1	1	0	2	0	1	1	0	0	1	1	0	20	46	.303	32.5	1-9	Lost	5	
CLE	2	0	0	1	1	--	0	2	2	0	0	1	0	0	0	1	0	1	0	1	0	1	0	1	0	1	0	2	0	0	2	19	46	.292	33	4-6	Lost	1	
SOUTHEAST DIVISION																																							
MIA	3	1	2	1	2	3	2	1	1	2	1	3	0	0	1	--	2	0	2	1	1	1	3	3	1	1	1	1	2	1	3	44	29	.603	--	4-6	Lost	2	
ORL	2	0	3	2	1	3	0	0	1	1	1	0	0	1	2	1	0	2	2	1	0	--	2	1	0	2	1	0	0	4	33	40	.452	11	5-5	Won	1		
CHA	0	0	1	--	3	1	1	0	4	2	1	1	0	0	0	1	0	1	0	3	0	0	0	0	0	0	2	0	1	0	1	23	42	.354	17	4-6	Won	1	
WAS	2	2	2	2	1	1	1	1	3	1	0	0	0	0	0	1	0	1	0	3	1	0	1	1	1	1	0	1	0	0	--	25	47	.347	18.5	2-8	Won	1	
ATL	--	0	1	2	0	0	1	1	1	1	0	1	1	0	0	1	0	1	0	1	0	2	1	1	1	1	0	2	0	1	20	47	.299	21	4-6	Lost	1		
SOUTHWEST DIVISION																																							
HOU	2	2	1	1	1	1	2	2	0	2	--	1	2	2	2	1	1	4	3	1	1	1	1	2	1	2	1	2	1	2	1	44	28	.611	--	5-5	Lost	3	
DAL	1	0	1	1	1	1	2	--	2	1	3	1	1	0	1	2	2	3	4	0	1	1	2	2	1	2	3	3	1	1	1	43	32	.573	2.5	4-6	Lost	2	
MEM	2	0	2	2	0	1	1	1	1	1	1	0	0	1	2	0	0	1	2	0	1	2	3	0	1	2	3	4	0	1	2	34	39	.466	10.5	3-7	Won	1	
SA	0	1	1	2	0	0	1	0	1	2	2	0	1	0	2	1	1	0	2	2	1	0	2	1	2	--	1	3	1	1	32	39	.451	11.5	6-4	Lost	1		
NO	0	1	0	1	2	2	0	2	1	2	2	1	2	1	0	3	1	0	2	--	1	0	0	1	4	1	0	0	1	1	30	42	.417	14	4-6	Lost	3		
NORTHWEST DIVISION																																							
DEN	1	1	1	1	2	0	0	1	--	1	1	2	1	1	1	1	2	1	2	4	1	2	2	2	1	4	3	2	2	1	3	1	46	27	.630	--	4-6	Lost	3
OKC	1	1	1	1	2	2	1	1	1	2	3	2	0	1	1	1	0	3	4	1	--	2	1	2	2	2	2	1	1	2	1	44	28	.611	1.5	6-4	Lost	1	
UTA	1	1	2	2	1	1	2	0	2	4	1	1	2	0	3	1	1	2	3	2	1	2	1	1	2	2	1	0	--	2	4	28	61	1.5	4-6	Won	1		
POR	1	0	1	1	2	0	2	1	1	2	3	1	0	1	1	1	0	1	0	1	2	2	1	2	--	2	2	1	1	2	35	39	.473	11.5	7-3	Won	3		
MIN	1	0	2	2	1	1	0	0	1	2	0	0	1	0	0	2	0	--	1	1	0	0	0	0	0	0	1	1	2	0	1	19	45	.297	22.5	3-7	Lost	3	
PACIFIC DIVISION																																							
LAL	2	1	1	1	1	1	3	3	2	1	3	1	0	2	--	3	2	2	1	4	2	3	1	2	3	2	2	3	0	3	1	52	19	.732	--	4-6	Lost	1	
LAC	1	1	1	0	1	0	2	3	2	1	3	2	1	--	2	2	2	0	1	1	3	1	1	2	3	1	3	2	1	2	49	23	.681	3.5	6-4	Won	2		
PHO	1	1	1	1	0	1	0	3	1	0	2	1	1	1	1	1	2	1	1	1	2	1	1	2	--	2	1	1	1	1	34	39	.466	19	9-1	Won	8		
SAC	1	1	1	0	0	0	0	2	1	1	1	1	1	0	0	1	1	1	0	2	1	0	2	1	0	1	1	0	1	1	1	31	41	.431	21.5	4-6	Won	2	
GS	0	0	0	0	0	2	1	0	1	0	--	1	0	0	0	1	0	0	1	2	0	0	1	1	2	1	0	0	0	1	15	50	.231	34	3-7	Lost	1		



2019-20 LEAGUE LEADERS

SCORING AVERAGE	G	FG	FT	PTS	AVG	FIELD GOAL PCT.	FG	FGA	PCT
Harden, Hou.	68	672	692	2335	34.3	Robinson, N.Y.	253	341	.742
Beal, Was.	57	593	385	1741	30.5	Gobert, Utah	386	557	.693
Lillard, Por.	66	624	460	1978	30.0	Allen, Bkn.	302	465	.649
Young, Atl.	60	546	481	1778	29.6	Whiteside, Por.	436	702	.621
G. Antetokounmpo, Mil.	63	685	398	1857	29.5	Clarke, Mem.	296	479	.618
Donic, Dal.	61	581	426	1759	28.8	Adams, OKC.	283	478	.592
Westbrook, Hou.	57	604	290	1553	27.2	Valanciunas, Mem.	432	739	.585
Leonard, LA-C	57	532	356	1543	27.1	Collins, Atl.	353	605	.583
Booker, Pho.	70	627	468	1863	26.6	Harrell, LA-C	471	812	.580
Davis, LA-L	62	551	444	1618	26.1	Simmons, Phi.	375	647	.580
LaVine, Chi.	60	539	288	1530	25.5				
James, LA-L	67	643	264	1698	25.3				
Mitchell, Utah	69	602	278	1655	24.0				
Ingram, N.O.	62	507	313	1477	23.8				
Tatum, Bos.	66	552	254	1547	23.4				
Russell, G.S.-Min.	45	360	161	1039	23.1				
Siakam, Tor.	60	500	240	1371	22.9				
McCollum, Por.	70	611	140	1556	22.2				
DeRozan, S.A.	68	557	381	1504	22.1				
Wiggins, Min.-G.S.	54	437	190	1175	21.8				

REBOUNDS PER GAME	G	OFF	DEF	TOT	AVG	FREE THROW PCT.	FT	FTE	PCT
Drummond, Det.-Cle.	57	250	614	864	15.2	Wanamaker, Bos.	126	136	.926
G. Antetokounmpo, Mil.	63	140	716	856	13.6	Booker, Pho.	468	509	.919
Whiteside, Por.	67	258	647	905	13.5	Middleton, Mil.	208	227	.916
Gobert, Utah	68	230	686	916	13.5	Paul, OKC.	253	279	.907
Sabonis, Ind.	62	189	582	771	12.4	Bogdanovic, Utah	250	277	.903
Valanciunas, Mem.	70	213	575	788	11.3	Gallinari, OKC.	266	298	.893
Vucevic, Ori.	62	140	533	673	10.9	Brogdon, Ind.	166	186	.892
Adebayo, Mia.	72	176	559	735	10.2	Redick, N.O.	165	185	.892
Thompson, Cle.	57	226	351	577	10.1	Augustin, Ori.	161	181	.890
Jordan, Bkn.	56	141	420	561	10.0	Lillard, Por.	460	518	.888
Favors, N.O.	51	163	338	501	9.8				
Love, Cle.	56	54	493	547	9.8				
Jokic, Den.	73	166	545	711	9.7				
Randle, N.Y.	64	151	471	622	9.7				
Allen, Bkn.	70	216	455	671	9.6				
Porzingis, Dal.	57	100	440	540	9.5				
Donic, Dal.	61	78	495	573	9.4				
Davis, LA-L	62	142	435	577	9.3				
Adams, OKC.	63	207	376	583	9.3				
Ikaka, Tor.	55	114	338	452	8.2				

ASSISTS PER GAME	G	AST	AVG	BLOCKS PER GAME	G	BLK	AVG
James, LA-L	67	684	10.2	Whiteside, Por.	67	196	2.93
Young, Atl.	60	560	9.3	B. Lopez, Mil.	68	163	2.40
Donic, Dal.	61	538	8.8	Davis, LA-L	62	143	2.31
Rubio, Por.	65	570	8.8	Turner, Ind.	62	132	2.13
Lillard, Por.	66	530	8.0	Porzingis, Dal.	57	115	2.02
Simmons, Phi.	57	455	8.0	Gobert, Utah	68	134	1.97
Harden, Hou.	68	512	7.5	Robinson, N.Y.	61	119	1.95
Graham, Cha.	63	471	7.5	Aldridge, S.A.	53	87	1.64
Lowry, Tor.	58	433	7.5	Drummond, Det.-Cle.	57	93	1.63
Moran, Mem.	67	488	7.3	Ja. Jackson, Mem.	57	92	1.61
Brogdon, Ind.	54	381	7.1				
Westbrook, Hou.	57	401	7.0				
Jokic, Den.	73	512	7.0				
Ball, N.O.	63	438	7.0				
Fox, Sac.	51	348	6.8				
Reddick, Bkn.	64	432	6.8				
Paul, OKC.	70	472	6.7				
Holiday, N.O.	61	408	6.7				
VanVleet, Tor.	54	357	6.6				
Booker, Pho.	70	456	6.5				

MINUTES PER GAME	G	MIN	AVG	MINUTES PER GAME	G	MIN	AVG
Lillard, Por.	66	2474	37.5	Lillard, Por.	66	2474	37.5
McCollum, Por.	70	2556	36.5	McCollum, Por.	70	2556	36.5
Harden, Hou.	68	2483	36.5	Harden, Hou.	68	2483	36.5
Lowry, Tor.	58	2098	36.2	Lowry, Tor.	58	2098	36.2
Beal, Was.	57	2053	36.0	Beal, Was.	57	2053	36.0
Westbrook, Hou.	57	2049	36.0	Westbrook, Hou.	57	2049	36.0
Booker, Pho.	70	2512	35.9	Booker, Pho.	70	2512	35.9
VanVleet, Tor.	54	1928	35.7	VanVleet, Tor.	54	1928	35.7
Simmons, Phi.	57	2017	35.4	Simmons, Phi.	57	2017	35.4
Young, Atl.	60	2120	35.3	Young, Atl.	60	2120	35.3

OFFENSIVE/DEFENSIVE STATS



TEAMS' STATISTICS

TEAM	G	MADE	ATT.	PCT.	3-PT FGS	3-PT FGS	FREE THROWS	FREE THROWS	REBOUNDS	REBOUNDS	MISCELLANEOUS	SCORING
ATLANTA	73	1600	6638	.476	1007	2840	.355	1336	1800	.742	691	1087
BOS.	72	2936	6512	.451	1126	3261	.345	1484	1876	.791	1057	1566
BKN.	76	3124	6772	.461	1136	3095	.367	1382	1787	.791	1057	1566
LA-C	72	2992	6425	.466	895	2410	.371	1498	1894	.791	1057	1566
N.O.	72	3065	6598	.465	982	2656	.370	1229	1687	.729	797	2551
Port.	74	3122	6749	.463	952	2525	.377	1342	1632	.884	754	2559
Wash.	72	2990	6544	.457	864	2345	.368	1394	1771	.788	732	2295
S.A.	71	2995	6350	.472	760	2021	.376	1348	1664	.810	640	2530
Bos.	72	2971	6448	.461	905	2487	.364	1336	1668	.801	768	2549
Phoe.	73	3006	6429	.468	831	2320	.358	1451	1740	.835	712	2465
LA-L	71	3006	6269	.480	782	2242	.349	1280	1728	.797	757	2490
Minn.	64	2586	5865	.441	853	2540	.336	1232	1624	.753	675	2193
Tor.	72	2897	6331	.458	995	2663	.374	1329	1670	.796	685	2583
Mem.	73	3106	6634	.468	798	2297	.347	1212	1589	.763	754	2643
Miami	73	2880	6160	.468	797	2584	.379	1440	1840	.783	620	2619
Bkn.	72	2908	6498	.448	941	2746	.343	1291	1732	.745	766	2683
All.	67	2723	6067	.449	805	2416	.333	1237	1566	.790	661	2237
Utah	72	2886	6130	.471	963	2537	.380	1278	1641	.779	656	2577
Den.	73	3069	6468	.473	801	2234	.359	1185	1526	.777	786	2436
Phil.	73	3000	6417	.468	848	2307	.368	1236	1638	.755	764	2553
OKC.	72	2879	6156	.468	770	2171	.355	1422	1787	.796	533	2495
Sac.	72	2843	6364	.462	914	2511	.364	1127	1464	.770	695	2372
Ind.	73	3075	6417	.463	743	2046	.363	1096	1386	.787	636	2489
Ori.	73	2871	6468	.444	807	2354	.343	1282	1656	.774	751	2498
Det.	66	2595	5658	.459	791	2157	.367	1097	1476	.743	644	2109
Chi.	65	2619	5715	.458	727	2070	.351	983	1296	.758	704	2172
G.S.	65	2574	5678	.441	733	2082	.348	1033	1332	.760	680	2041
Cle.	65	2510	5730	.438	678	2032	.334	1214	1511	.803	647	2138
N.Y.	66	2638	5896	.447	731	1872	.337	1076	1550	.694	795	2274
Cha.	65	2425	5586	.434	785	2231	.352	1052	1406	.748	715	2066

OPPONENTS' STATISTICS

TEAM	--FIELD GOALS--				--3-PT FGs--				--FREE THROWS--				--REBOUNDS--				--MISCELLANEOUS--				--SCORING--		
	G	MADE	ATT.	PCT.	G	MADE	ATT.	PCT.	G	MADE	ATT.	PCT.	OFF.	DEF.	TOT.	AST.	PF	DQ	STL	TO	BLK	PTS	+/-
ATL	2721	6268	1441	.851	2504	337	428	.785	1671	767	743	.743	2449	3192	1613	1487	5	514	1097	386	7729	107.3	+6.3
Bos.	2883	6459	1446	.837	2455	341	2454	.341	1243	1577	788	.757	2545	3302	1686	1373	8	504	1071	335	7749	107.5	+2.0
LA-L	2773	6187	1448	.827	2373	349	1270	.1626	781	668	2333	.3001	1662	1544	9	585	1110	263	7643	107.6	+5.4		
Orl.	2949	6893	1443	.893	2453	364	1144	.1444	771	684	2616	.3276	3001	2616	3276	3001	2616	3276	3001	2616	3276	107.8	+1.0
Phil.	2905	6275	1463	.759	2148	353	1341	.1786	751	628	2426	.3054	1661	1493	17	1510	1009	294	7910	108.4	+2.4		
OKC.	2937	6454	1455	.814	2395	340	1119	.1408	795	754	2472	.3226	1656	1641	8	505	1024	290	7807	108.4	+2.0		
Milw.	2843	6862	1414	.1020	2871	355	1221	.1551	787	693	2651	.3344	1764	1586	13	538	1030	326	7877	108.6	+1.0		
Utah	2530	6417	1457	.790	2235	357	1185	.1545	767	688	2386	.3074	1608	1545	9	528	1039	285	7835	109.1	+1.5		
Miami	2831	6326	1448	.956	2753	347	1346	.1720	783	674	2431	.3105	1794	1584	11	545	1022	302	7964	109.1	+2.9		
Den.	2919	6311	1463	.885	2473	358	1247	.1643	759	736	2377	.3113	1852	1494	14	525	1041	324	7970	109.2	+2.2		
Cha.	2708	5990	1476	.803	2279	352	107	.1197	756	711	2276	.2987	2987	2987	2987	2987	2987	2987	2987	2987	109.2	+2.2	
LA-C	2846	6494	1438	.886	2566	345	1335	.1756	756	771	2491	.3262	1709	1647	9	540	1013	338	7913	109.9	+6.4		
Chi.	2568	5364	1479	.726	2057	353	1283	.1691	759	660	2299	.2959	1653	1246	6	530	1187	384	7145	109.9	-3.1		
Det.	2768	5764	1480	.705	1952	361	1072	.1379	777	668	2204	.2872	1625	1308	4	543	923	369	7313	110.8	-3.6		
N.Y.	3143	6868	1458	.919	2615	351	1200	.1578	760	782	2625	.3407	3407	3407	3407	3407	3407	3407	3407	3407	111.0	+3.0	
Sac.	2998	6158	1471	.894	2506	357	1384	.1759	759	654	2481	.3135	1791	1404	8	557	1094	303	8074	112.1	+2.0		
N.Y.	2631	5678	1463	.877	2303	381	1270	.1696	749	632	2284	.2916	1605	1305	7	474	907	333	7409	112.3	+6.5		
Bkn.	2981	6688	1446	.877	2505	350	1250	.1625	769	766	2541	.3307	3307	3307	3307	3307	3307	3307	3307	3307	112.3	+6.5	
Phoe.	3011	6778	1472	.848	2335	363	1408	.1788	766	664	2497	.3161	1723	1653	10	516	1139	401	8278	113.4	+0.2		
Mem.	2964	6592	1450	.942	2580	365	1430	.1828	782	736	2519	.3275	1814	1474	10	585	1080	386	8300	113.7	-1.1		
Clev.	2851	5811	1491	.804	2134	375	955	.1245	1752	763	2154	.2787	1699	1277	2	613	844	412	7461	114.8	-7.7		
Hou.	3045	6589	1462	.880	2522	349	1299	.1706	761	803	2645	.3448	3448	3448	3448	3448	3448	3448	3448	3448	115.0	+8.0	
G.S.	2743	5760	1476	.879	2261	389	1113	.1422	783	661	2359	.3020	1698	1308	6	586	1016	321	7477	115.0	-8.7		
S.A.	3004	6602	1469	.931	2493	373	1238	.1511	777	665	2525	.3216	1825	1424	9	436	937	308	8177	115.2	+1.1		
Porl.	3050	6661	1466	.903	2493	373	1238	.1511	777	665	2525	.3216	1825	1424	9	436	937	308	8177	115.2	+1.1		
N.O.	2770	5611	1465	.880	2438	361	1400	.1775	789	727	2501	.3288	1703	1519	12	615	1045	348	8434	117.1	-1.3		
N.M.	3070	5786	1477	.840	2040	363	1263	.1613	783	647	2328	.3303	1560	1383	6	499	992	355	7523	117.5	+4.3		
Wash.	3130	6363	1488	.896	2386	376	1470	.1890	771	753	2572	.3325	1814	1601	11	541	1162	363	8574	119.1	---		
Ind.	2778	5718	1478	.778	2143	374	1014	.1639	773	683	2397	.3274	1674	1202	4	602	1022	402	7874	119.1	+4.0		
AVG/S	2885	6271	1460	.862	2440	358	1261	.1631	773	711	2454	.3165	1722	1467	9	540	1027	346	7853	119.1	---		



OFFENSIVE/DEFENSIVE STATS

TEAMS' STATISTICS (PER GAME)

TEAM	G	---FIELD GOALS---				---3-PT. F.G.'S---				---FREE THROWS---				---REBOUNDS---				---MISCELLANEOUS---			
		MADE	ATT	PCT	MADE	ATT	PCT	MADE	ATT	PCT	OFF	DEF	TOT	AST	PF	DQ	STL	TOT	BLK	PTS	
All.	67	40.64	90.55	.449	12.01	36.06	.333	18.46	23.37	.790	9.87	33.39	43.25	23.96	23.10	0.21	7.81	16.21	5.09	111.8	
Bos.	72	41.26	89.56	.461	12.57	34.54	.364	18.56	23.17	.801	10.67	35.40	46.07	22.99	21.57	0.15	8.26	13.82	5.64	113.7	
Bkn.	72	40.39	90.29	.461	11.51	31.27	.368	17.46	24.06	.741	10.40	37.26	47.60	24.46	20.97	0.08	6.44	15.26	4.49	111.3	
Chi.	65	37.31	85.94	.434	12.08	34.32	.352	16.18	21.63	.748	11.00	31.78	42.78	23.83	18.82	0.08	6.58	14.60	4.12	102.9	
Chi.	65	39.58	88.65	.447	12.20	35.11	.348	15.48	20.49	.755	10.46	31.40	41.86	23.23	21.80	0.32	10.03	15.46	4.08	106.8	
Cle.	65	40.29	87.92	.458	11.18	31.85	.351	15.12	19.94	.758	10.83	33.42	44.25	23.08	18.28	0.02	6.88	16.51	3.25	106.9	
Dall.	75	41.65	90.29	.461	11.15	31.27	.368	17.46	24.06	.741	10.40	37.26	47.60	24.46	20.97	0.08	6.44	15.26	4.49	111.3	
Det.	73	42.04	88.88	.473	10.97	30.60	.359	16.23	20.90	.777	10.77	33.37	44.14	26.74	20.34	0.07	8.03	13.77	4.62	111.1	
Det.	66	39.32	85.73	.459	11.98	32.68	.367	16.62	22.36	.743	9.76	31.95	41.71	24.08	19.68	0.12	7.42	15.27	4.53	107.2	
Hou.	72	38.62	88.15	.438	10.43	31.26	.334	16.88	23.25	.803	9.95	32.89	42.85	25.58	20.06	0.12	8.22	14.91	4.60	106.3	
Hou.	72	40.78	90.44	.451	15.64	45.29	.345	20.61	26.06	.791	9.78	34.50	44.28	21.63	21.75	0.07	8.71	14.68	5.15	117.0	
Ind.	73	42.12	88.45	.476	11.18	28.03	.363	15.01	19.08	.787	8.71	34.10	42.81	25.86	19.79	0.14	7.44	13.25	5.15	109.4	
LA-C	72	41.56	89.24	.466	12.43	33.47	.371	20.81	26.31	.791	10.65	37.00	47.65	23.72	22.14	0.14	7.10	14.60	4.69	116.3	
LA-L	71	42.34	88.30	.480	11.01	31.58	.349	17.75	24.34	.729	10.66	35.07	45.73	25.39	20.72	0.01	8.62	15.17	6.59	113.4	
Mem.	73	42.55	90.88	.468	10.93	31.47	.347	16.60	21.77	.763	10.33	36.21	46.53	26.92	21.18	0.30	7.89	15.25	5.45	112.6	
Miami	73	39.45	84.38	.468	13.41	35.40	.379	19.73	25.21	.783	8.49	35.88	44.37	25.92	20.56	0.12	7.49	14.90	4.55	112.0	
Milw.	73	43.29	90.93	.476	13.79	38.90	.355	18.30	24.66	.742	9.47	42.23	51.70	25.88	18.60	0.14	7.21	15.10	5.88	118.7	
Minn.	64	40.41	91.64	.441	13.33	39.69	.336	19.11	25.38	.753	10.55	34.27	44.81	23.83	21.41	0.09	8.67	15.33	5.66	113.3	
N.O.	72	42.57	91.64	.465	13.64	36.89	.370	21.07	23.43	.729	11.17	35.43	46.50	26.93	21.17	0.11	7.49	16.40	4.97	115.8	
N.Y.	66	39.97	89.33	.447	9.56	28.36	.337	16.30	23.48	.694	12.05	34.45	46.50	22.06	22.18	0.15	7.64	14.33	4.74	105.8	
OKC.	72	39.99	85.50	.468	10.69	30.15	.355	19.75	24.82	.796	8.24	34.65	42.89	21.69	19.31	0.08	7.64	13.69	4.90	110.4	
Orl.	73	39.33	88.60	.444	11.05	32.25	.343	17.56	22.68	.774	10.29	34.22	44.51	23.93	18.30	0.12	8.21	12.84	5.42	107.3	
Phoe.	73	41.10	87.90	.468	11.62	31.60	.368	16.93	22.44	.755	10.47	34.97	45.44	25.81	20.95	0.12	8.03	14.21	5.33	107.7	
Port.	73	41.18	88.07	.468	11.38	31.78	.358	19.88	23.84	.834	9.75	33.77	43.52	27.22	22.04	0.22	7.66	14.75	3.97	111.6	
Sac.	74	42.19	91.20	.463	12.86	34.12	.377	17.73	22.05	.804	10.19	35.12	45.31	20.61	21.70	0.15	6.28	12.78	6.09	115.0	
Sac.	72	40.88	88.39	.462	12.69	34.88	.364	15.65	20.33	.770	9.65	32.94	42.60	23.79	22.15	0.11	7.72	14.49	4.07	110.1	
S.A.	71	42.18	89.44	.472	10.70	28.46	.376	18.99	23.44	.810	9.01	35.63	44.65	24.66	19.39	0.08	7.30	12.61	5.49	114.1	
Utah	72	40.24	87.93	.458	13.82	36.99	.374	18.46	23.19	.796	9.51	35.88	45.39	25.22	21.65	0.17	8.83	14.82	4.97	112.8	
Wash.	72	40.88	85.14	.471	13.38	35.24	.380	17.75	22.79	.779	9.11	35.79	44.90	24.23	20.39	0.13	6.08	15.13	4.04	111.3	
Wash.	72	41.53	90.89	.457	12.00	32.57	.368	19.36	24.58	.788	10.17	31.88	42.04	25.01	22.69	0.14	7.97	14.17	4.29	114.4	

OPPONENTS' STATISTICS (PER GAME)

TEAM	G	---FIELD GOALS---				---3-PT. F.G.'S---				---FREE THROWS---				---REBOUNDS---				---MISCELLANEOUS---			
		MADE	ATT	PCT	MADE	ATT	PCT	MADE	ATT	PCT	OFF	DEF	TOT	AST	PF	DQ	STL	TOT	BLK	PTS	
All.	67	43.33	90.72	.478	11.90	32.75	.363	21.18	27.45	.772	11.16	35.85	47.01	23.99	20.96	0.18	8.96	15.01	6.39	119.7	
Bos.	72	38.39	87.06	.441	11.82	34.78	.340	18.75	24.46	.767	10.32	34.01	44.33	22.40	20.65	0.07	7.14	15.24	5.50	107.3	
Bkn.	72	41.40	92.89	.446	12.18	34.79	.350	17.36	22.57	.769	10.64	35.29	45.93	22.64	21.19	0.19	7.69	12.76	5.26	112.3	
Chi.	65	41.66	87.54	.476	12.35	35.06	.352	13.95	18.42	.758	10.94	35.02	45.95	26.65	20.57	0.14	8.05	14.38	5.05	109.6	
Chi.	65	38.51	87.54	.441	11.82	34.78	.340	18.75	24.46	.767	10.32	34.01	44.33	22.40	20.65	0.07	7.14	15.24	5.50	107.3	
Cle.	65	43.86	89.40	.491	12.37	32.97	.375	14.69	19.15	.767	9.74	33.12	42.86	26.14	19.65	0.03	9.43	12.98	6.34	114.8	
Dall.	75	41.91	91.57	.458	12.25	34.87	.351	16.00	21.04	.760	10.43	35.00	45.43	23.92	21.35	0.20	7.00	11.95	4.15	112.1	
Det.	66	39.99	86.45	.463	12.12	33.88	.358	17.08	22.51	.759	10.08	32.56	42.64	25.37	20.47	0.11	7.19	12.98	4.44	108.9	
Det.	66	41.94	87.33	.480	10.68	29.58	.361	16.24	20.89	.777	10.12	33.39	43.52	24.62	19.82	0.06	8.23	13.98	5.59	110.8	
G.S.	65	42.20	88.62	.476	13.52	34.78	.389	17.12	21.88	.783	10.17	36.29	46.46	26.12	20.12	0.09	8.25	15.63	4.94	115.0	
Hou.	72	42.29	91.51	.462	12.22	35.03	.349	18.04	23.69	.761	11.15	36.74	47.89	25.26	21.04	0.21	8.03	16.15	4.92	114.8	
Ind.	73	39.49	88.48	.446	11.47	33.63	.341	17.03	21.60	.788	10.37	34.86	45.23	23.10	18.81	0.11	6.90	14.67	4.59	107.5	
LA-C	72	39.53	89.19	.438	12.31	35.64	.345	24.53	31.56	.756	10.71	34.60	45.31	23.74	22.88	0.13	7.50	14.07	4.69	109.9	
LA-L	71	39.06	87.14	.448	11.65	33.42	.349	17.89	22.90	.781	9.41	32.86	42.27	23.41	21.75	0.13	8.24	15.92	3.70	107.6	
Mem.	73	40.60	90.30	.450	12.90	35.34	.365	19.59	25.04	.782	10.36	34.51	44.86	24.85	20.19	0.14	8.01	14.79	5.29	113.1	
Miami	73	38.78	86.66	.446	13.10	37.71	.347	18.44	23.56	.783	9.23	33.30	42.53	24.58	21.70	0.15	7.47	14.00	4.14	108.7	
Milw.	73	38.96	84.46	.414	13.97	33.33	.355	19.73	21.25	.787	9.49	36.32	45.81	24.16	21.73	0.18	7.37	14.11	4.47	108.6	
Minn.	64	43.13	90.41	.477	11.56	31.88	.363	19.73	25.20	.783	10.11	37.23	47.34	24.38	21.61	0.09	7.80	15.50	5.55	117.5	
N.O.	72	42.74	91.82	.465	12.22	33.86	.361	19.44	24.65	.789	10.10	30.74	40.83	24.49	21.10	0.17	8.54	14.51	4.83	117.1	
N.Y.	66	39.96	86.03	.463	13.29	34.89	.381	19.24	25.70	.749	9.58	34.61	44.18	24.32	19.77	0.10	7.18	13.74	5.05	107.3	
Orl.	72	40.79	89.64	.455	12.31	33.59	.360	15.54	19.60	.795	10.47	34.33	44.81	23.00	22.79	0.11	7.01	14.22	4.03	108.4	
Phoe.	73	40.40	86.89	.465	11.32	33.60	.364	15.26	19.79	.779	9.04	35.84	44.88	24.71	20.55	0.04	7.00	14.59	4.63	108.3	
Phil.	73	39.79	85.96	.463	10.40	29.42	.353	18.37	24.47	.751	8.60	33.23	41.84	22.75	20.45	0.23	6.99	13.82	4.03	108.4	
Port.	73	41.26	87.93	.472	11.62	31.99	.363	19.29	24.48	.771	11.15	35.36	46.88	24.86	20.11	0.09	6.78	12.88	4.92	116.1	
Sac.	72	40.25	85.53	.471	12.42	34.81	.357	19.22	24.33	.790	9.08	34.46	43.54	24.88	19.50	0.11	7.74	15.19	4.21	112.1	
S.A.	71	42.31	90.17	.469	13.11	35.11	.373	17.44	22.45	.777	9.37	35.93	45.30	25.70	20.06	0.13	6.85	13.20	4.34	115.2	
Tor.	72	37.79	88.32	.428	13.10	38.86	.337	17.83	23.19	.769	10.92	35.14	46.06	25.37	20.36	0.11	7.22	16.83	5.49	105.5	
Utah	72	40.69	89.13	.457	10.97	31.04	.353	16.46	21.46	.767	9.56	33.14	42.69	21.50	20.85	0.15	7.86	12.35	4.57	108.8	
Wash.	73	41.31	88.38	.488	12.44	33.14	.376	20.42	26.25	.778	10.46	35.72	46.18	25.19	22.24	0.15	7.51	16.15	5.04	119.1	



2020 NBA PLAYOFFS

EASTERN CONFERENCE FIRST ROUND

MILWAUKEE VS. ORLANDO

(MILWAUKEE WON 4-1)

Aug 18 ORL 122 @ MIL 110
Aug 20 ORL 96 @ MIL 111
Aug 22 MIL 121 @ ORL 107
Aug 24 MIL 121 @ ORL 106
Aug 29 ORL 104 @ MIL 118

TORONTO VS. BROOKLYN

(TORONTO WON 4-0)

Aug 17 BKN 110 @ TOR 134
Aug 19 BKN 99 @ TOR 104
Aug 21 TOR 117 @ BKN 92
Aug 23 TOR 150 @ BKN 122

BOSTON VS. PHILADELPHIA

(BOSTON WON 4-0)

Aug 17 PHI 101 @ BOS 109
Aug 19 PHI 101 @ BOS 128
Aug 21 BOS 102 @ PHI 94
Aug 23 BOS 110 @ PHI 106

INDIANA VS. MIAMI

(MIAMI WON 4-0)

Aug 18 MIA 113 @ IND 101
Aug 20 MIA 109 @ IND 100
Aug 22 IND 115 @ MIA 124
Aug 24 IND 87 @ MIA 99

EASTERN CONFERENCE SEMIFINALS

MILWAUKEE VS. MIAMI

(MIAMI WON 4-1)

Aug 31 MIA 115 @ MIL 104
Sep 2 MIA 116 @ MIL 114
Sep 4 MIL 100 @ MIA 115
Sep 6 MIL 118 @ MIA 115 (ot)
Sep 8 MIA 103 @ MIL 94

TORONTO VS. BOSTON

(BOSTON WON 4-3)

Aug 30 BOS 112 @ TOR 94
Sep 1 BOS 102 @ TOR 99
Sep 3 TOR 104 @ BOS 103
Sep 5 TOR 100 @ BOS 93
Sep 7 BOS 111 @ TOR 89
Sep 9 TOR 125 @ BOS 222 (2ot)
Sep 11 BOS 92 @ TOR 87

EASTERN CONFERENCE FINALS

BOSTON VS. MIAMI

(MIAMI WON 4-2)

Sep 15 MIA 117 @ BOS 114 (ot)
Sep 17 MIA 106 @ BOS 101
Sep 19 BOS 117 @ MIA 106
Sep 23 BOS 109 @ MIA 112
Sep 25 MIA 108 @ BOS 121
Sep 27 BOS 113 @ MIA 125

2020 NBA FINALS

L.A. LAKERS VS. MIAMI

(L.A. LAKERS WON 4-2)

Sep 30 MIA 98 @ LAL 116
Oct 2 MIA 114 @ LAL 124
Oct 4 LAL 104 @ MIA 115
Oct 6 LAL 102 @ MIA 96
Oct 9 MIA 111 @ LAL 108
Oct 11 LAL 106 @ MIA 93

WESTERN CONFERENCE FIRST ROUND

L.A. LAKERS VS. PORTLAND

(L.A. LAKERS WON 4-1)

Aug 18 POR 100 @ LAL 93
Aug 20 POR 88 @ LAL 111
Aug 22 LAL 116 @ POR 108
Aug 24 LAL 135 @ POR 115
Aug 29 POR 122 @ LAL 131

LA CLIPPERS VS. DALLAS

(LA CLIPPERS WON 4-2)

Aug 17 DAL 110 @ LAC 118
Aug 19 DAL 127 @ LAC 112
Aug 21 LAC 130 @ DAL 122
Aug 23 LAC 133 @ DAL 135 (ot)
Aug 25 DAL 111 @ LAC 154
Aug 30 LAC 111 @ DAL 97

DENVER VS. UTAH

(DENVER WON 4-3)

Aug 17 UTA 125 @ DEN 135 (ot)
Aug 19 UTA 124 @ DEN 105
Aug 21 DEN 87 @ UTA 124
Aug 23 DEN 127 @ UTA 129
Aug 25 UTA 107 @ DEN 117
Aug 30 DEN 119 @ UTA 107
Sep 1 UTA 78 @ DEN 80

HOUSTON VS. OKLAHOMA CITY

(HOUSTON WON 4-3)

Aug 18 OKC 108 @ HOU 123
Aug 20 OKC 98 @ HOU 111
Aug 22 HOU 107 @ OKC 119
Aug 24 HOU 114 @ OKC 116
Aug 29 OKC 80 @ HOU 114
Aug 31 HOU 100 @ OKC 104
Sep 2 OKC 102 @ HOU 104

WESTERN CONFERENCE SEMIFINALS

L.A. LAKERS VS. HOUSTON

(L.A. LAKERS WON 4-1)

Sep 4 HOU 112 @ LAL 97
Sep 6 HOU 109 @ LAL 117
Sep 8 LAL 112 @ HOU 102
Sep 10 LAL 110 @ HOU 100
Sep 12 HOU 96 @ LAL 119

LA CLIPPERS VS. DENVER

(DENVER WON 4-3)

Sep 3 DEN 97 @ LAC 120
Sep 5 DEN 110 @ LAC 101
Sep 7 LAC 113 @ DEN 107
Sep 9 LAC 96 @ DEN 85
Sep 11 DEN 111 @ LAC 105
Sep 13 LAC 98 @ DEN 111
Sep 15 DEN 104 @ LAC 89

WESTERN CONFERENCE FINALS

L.A. LAKERS VS. DENVER

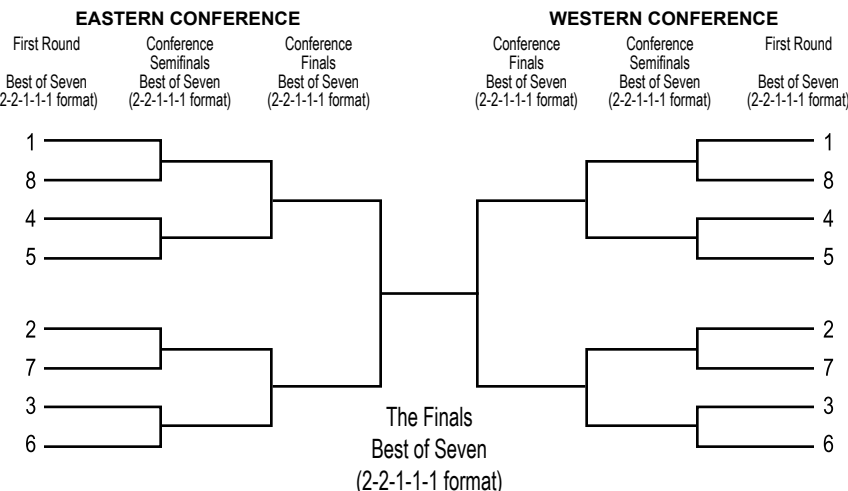
(L.A. LAKERS WON 4-1)

Sep 18 DEN 114 @ LAL 126
Sep 20 DEN 103 @ LAL 105
Sep 22 LAL 106 @ DEN 114
Sep 24 LAL 114 @ DEN 108
Sep 26 DEN 107 @ LAL 117

NBA PLAYOFF STRUCTURE/ATTENDANCE



2020 NBA PLAYOFF STRUCTURE



Eight teams from each conference qualify for the NBA Playoffs. The three division winners and the team with the next-best record from each conference will receive the top four seeds and will be ranked Nos. 1-4 according to their regular-season records. The remaining four teams in each conference will be seeded 5-8 according to their won-lost records. In each round of the playoffs, the team with the better regular-season won-lost record gets the home-court advantage.

All rounds of the playoffs are a best-of-seven series. Each best-of-seven series will play 2-2-1-1-1 format.

2019-20 FINAL REGULAR SEASON ATTENDANCE

TEAM	HOME ATTENDANCE			ROAD ATTENDANCE		
	G	ATT	AVG	G	ATT	AVG
Atlanta Hawks	34	545,453	16,043	33	586,980	17,787
Boston Celtics	32	610,864	19,090	32	589,088	18,409
Brooklyn Nets	32	524,907	16,403	32	573,149	17,911
Charlotte Hornets	31	478,591	15,438	34	597,193	17,565
Chicago Bulls	34	639,352	18,804	31	550,804	17,768
Cleveland Cavaliers	36	643,008	17,861	29	529,374	18,254
Dallas Mavericks	34	682,096	20,062	33	602,239	18,250
Denver Nuggets	33	633,153	19,186	32	549,221	17,163
Detroit Pistons	33	509,463	15,438	33	582,158	17,641
Golden State Warriors	34	614,176	18,064	31	541,077	17,454
Houston Rockets	32	578,458	18,077	32	578,314	18,072
Indiana Pacers	32	529,002	16,531	33	572,962	17,362
Los Angeles Clippers	32	610,176	19,068	32	571,360	17,855
Los Angeles Lakers	31	588,907	18,997	32	604,072	18,877
Memphis Grizzlies	33	523,297	15,857	32	560,277	17,509
Miami Heat	32	629,771	19,680	33	598,202	18,127
Milwaukee Bucks	31	549,036	17,711	34	608,353	17,893
Minnesota Timberwolves	32	482,132	15,067	32	558,820	17,463
New Orleans Pelicans	32	528,172	16,505	32	583,505	18,235
New York Knickerbockers	33	620,789	18,812	33	586,328	17,768
Oklahoma City Thunder	33	600,699	18,203	31	553,520	17,855
Orlando Magic	31	529,870	17,093	34	586,273	17,243
Philadelphia 76ers	31	639,491	20,629	34	603,996	17,765
Phoenix Suns	35	550,633	15,732	30	529,818	17,661
Portland Trail Blazers	32	628,303	19,634	34	610,016	17,942
Sacramento Kings	31	520,663	16,796	33	585,417	17,740
San Antonio Spurs	30	550,515	18,351	33	580,417	17,588
Toronto Raptors	32	633,456	19,796	32	569,250	17,789
Utah Jazz	31	567,486	18,306	33	569,625	17,261
Washington Wizards	32	532,702	16,647	32	562,813	17,588
TOTALS	971	17,274,621	17,791	971	17,274,621	17,791

**NBA G League Office**

Olympic Tower, 645 5th Avenue; New York, NY 10022
Media Relations: Sam Hoffman (shoffman@nba.com)
and Devon Garden (dgarden@nba.com)

Agua Caliente Clippers of Ontario

9680 Haven Ave. #120; Rancho Cucamonga, CA 91730

Tel: (909) 406-9090

Arena: Citizens Business Bank Arena
Media Relations Contact: Cooper Dzierzanowski (cdzierzanowski@clippers.com)
Website: www.aguacalientecippers.com
NBA Affiliation: LA Clippers

Austin Spurs

13581 Pond Springs Road, Suite 108, Austin, TX 78729

Tel: (512) 236-8333; Fax: (512) 236-8444

Arena: H-E-B Center at Cedar Park
Media Relations Contact: Amanda Janczak (ajanczak@attcenter.com); Perri Trivillion (ptrivillion@attcenter.com)
Website: www.austinspurs.com
NBA Affiliation: San Antonio

Canton Charge

1101 Market Avenue North; Canton, OH 44702

Tel: (866) 444-1944; Fax: (330) 489-1703

Arena: Canton Memorial Civic Center
Media Relations Contact: Sean Wyatt (swyatt@cantoncharge.com); Joanna Radov (jradov@cantoncharge.com)
Website: www.cantoncharge.com
NBA Affiliation: Cleveland

Capital City Go-Go

1100 Oak Drive SE; Washington, DC 20032

Tel: (202) 318-5276

Arena: Entertainment & Sports Arena in Congress Heights
Media Relations Contact: Matt Quinn (mquinn@monumentalsports.com)
Website: www.CapitalCityGoGo.com
NBA Affiliation: Washington

Capitanes de la Ciudad de México

Paseo del Pedregal 610, Jardines del Pedregal, Ivaró Obregon 01900 CDMX Mexico

el: +52 55 5652 0028

Arena: Gimnasio Juan de la Barrera
Media Relations Contact: Adriana Barrón (abarron@capitanes.mx)
Website: http://capitanes.mx

College Park Skyhawks

101 Marietta St. NW Suite 1100; Atlanta, GA 30303

Tel: (404) 878-3800

Arena: Gateway Center Arena @ College Park
Media Relations Contact: Jelani Downing (jelani.downing@hawks.com)
Website: www.cpskyhawks.com
NBA Affiliate: Atlanta

Delaware Blue Coats

401 Garasches Lane, Wilmington, DE 19801

Tel: (302) 504-7587

Arena: 76ers Fieldhouse
Media Relations Contact: Matt Murphy (mattmurphy@76ers.com); Alex Yoh (alex.yoh@76ers.com)
Website: www.sixers.com/bluecoats
NBA Affiliation: Philadelphia

Erie BayHawks

110 East 8th Street; Erie, PA 16501

Tel: (814) 790-5600

Arena: Erie Insurance Arena
Media Relations Contact: Michael Somrak (michael.somrak@nbaerie.com); Matt Bresce (matt.bresce@nbaerie.com)
Website: www.nbaerie.com
NBA Affiliation: New Orleans

Fort Wayne Mad Ants

1910 St. Joe Center Rd, Suite 61; Fort Wayne, IN 46825

Tel: (260) 469-4667

Arena: Allen County War Memorial Coliseum
Media Relations Contact: Dan Vance (dvance@ftwaynemadants.com)
Website: www.ftwaynemadants.com
NBA Affiliation: Indiana

Grand Rapids Drive

62 Commerce Ave SW Suite 201, Grand Rapids, MI, 49503

Tel: (844) 473-7483

Arena: DeltaPlex Arena
Media Relations Contact: Rob Johnson (rjohnson@nbagrandsdaps.com)
Website: www.nbagrandsdaps.com
NBA Affiliation: Detroit

Greensboro Swarm

2411 B West Gate City Blvd.; Greensboro, NC 27403

Tel: (336) 907-3600

Arena: Fieldhouse at the Greensboro Coliseum Complex
Media Relations Contact: Justin Trujillo (jtrujillo@hornsnet.com)
Website: www.gsoswarm.com
NBA Affiliation: Charlotte

Iowa Wolves

730 3rd Street; Des Moines, Iowa 50309

Tel: (515) 564-8550; Fax: (515) 564-8551

Arena: Wells Fargo Arena
Media Relations Contact: Seth Nutting (seth.nutting@iawolves.com)
Website: www.iawolves.com
NBA Affiliation: Minnesota

Lakeland Magic

701 West Lime Street; Lakeland, FL 33815

Tel: (863) 825-3258; Fax: (863) 825-3279

Arena: RP Funding Center

Media Relations Contact: Owen Fasolas (ofasolas@lakelandmagic.com); Hans Steinbrenner (hsteinbrenner@lakelandmagic.com)
Website: www.lakelandmagic.com

NBA Affiliation: Orlando**Long Island Nets**

168 39th Street, 8th Floor; Brooklyn, NY 11232

Tel: (718) 215-2299; Fax: (718) 522-3544

Arena: Nassau Coliseum
Media Relations Contact: Megan Walsh (mwalsh@brooklynets.com)
Website: www.longislandnets.com
NBA Affiliation: Brooklyn

Maine Red Claws

550 Forest Avenue; Portland, ME 04012

Tel: (207) 210-8655; Fax: (207) 210-6659

Arena: Portland Exposition Building
Media Relations Contact: Evans Boston (eboston@maineredclaws.com)
Website: www.maineredclaws.com
NBA Affiliation: Boston

Memphis Hustle

191 Beale Street; Memphis, TN 38103

Tel: (901) 205-1234; Fax: (901) 205-1244

Arena: Landers Center
Media Relations Contact: Corey Moore (CMoore@grizzlies.com)
Website: www.memphishustle.com
NBA Affiliation: Memphis

Northern Arizona Suns

3201 N. Main Street; Prescott Valley, AZ 86314

Tel: (928) 772-7867

Arena: Findlay Toyota Center
Media Relations Contact: Bryce Marsee
Website: www.nazsuns.com
NBA Affiliation: Phoenix

Oklahoma City Blue

208 Thunder Drive; Oklahoma City, OK 73102

Tel: (405) 208-4800; Fax: (405) 429-7900

Arena: Cox Convention Center
Media Relations Contact: Laila Wani (lwani@okcthunder.com); Shelby Willingham (swillingham@okcthunder.com)
Website: www.oklahomacityblue.com
NBA Affiliation: Oklahoma City

Raptors 905

5600 Rose Cherry Place; Mississauga, ON L4Z4B6

Tel: (416) 815-5600 Fax: (416) 357-9205

Arena: Paramount Fine Foods Centre
Media Relations Contact: Stefano Toniutti (Stefano.toniutti@mise.com)
Website: www.raptors905.com
NBA Affiliation: Toronto

Rio Grande Valley Vipers

4900 S. I-69; Edinburg, Texas, 78539

Tel: (356) 369-8959; Fax: (356) 972-1150

Arena: Bert Ogden Arena
Media Relations Contact: Amairani Ramirez (mediarelations@rgvipers.com)
Website: www.rgvipers.com
NBA Affiliation: Houston

Salt Lake City Stars

1420 S 500 W; Salt Lake City, UT 84115

Tel: (801) 325-7827

Arena: Lifetime Activities Center – Bruin Arena
Media Relations Contact: Craig Williams (craig.williams@slebes.com); Olivia Hill (olivia.hill@ulajazz.com)
Website: www.slestars.com
NBA Affiliation: Utah

Santa Cruz Warriors

903 Pacific Avenue, Suite 101; Santa Cruz, CA 95060

Tel: (831) 731-4400

Arena: Kaiser Permanente Arena
Media Relations Contact: Shannon Stabler (sstabler@santacruzbasketball.com); Alyssa Beaton (abeaton@santacruzbasketball.com)
Website: www.santacruzbasketball.com
NBA Affiliation: Golden State

Sioux Falls Skyforce

2131 South Minnesota Ave; Sioux Falls, SD 57105

Tel: (605) 332-2605

Arena: Sanford Pentagon
Media Relations Contact: Matt Dykstra (mdykstra@skyforceonline.com)
Website: www.skyforceonline.com
NBA Affiliation: Miami

South Bay Lakers

2275 E. Mariposa Ave.; El Segundo, CA 90245

Tel: (310) 426-6000; Fax: (310) 426-6031

Arena: Toyota Sports Center
Media Relations Contact: Noah Camarena (ncamarena@sb-lakers.com)
Website: www.sblakers.com
NBA Affiliation: LA Lakers

Stockton Kings

400 E. Main, Suite 760, 95202; Stockton, CA

Tel: (888) 465-7209

Arena: Stockton Arena
Media Relations Contact: Rahsaan Gethers (rgethers@kings.com); Kari Ida (kida@kings.com)
Website: www.stocktonkings.com
NBA Affiliation: Sacramento

Texas Legends

2601 Avenue of the Stars, Suite 300; Frisco, TX 75034

Tel: (214) 469-0822; Fax: (214) 469-0823

Arena: Comerica Center
Media Relations Contact: Britney Wynn (bwynn@texlegends.com)
Website: www.texlegends.com

NBA Affiliation: Dallas**Westchester Knicks**

198 Central Ave.; White Plains, NY 10606

Tel: (914) 559-6888

Arena: Westchester County Center
Media Relations Contact: Ajah Hawley-Alexander (ajah.hawley-alexander@msgsports.com)
Website: www.westchesterknicks.com

NBA Affiliation: New York**Wind City Bulls**

5333 Prairie Stone Parkway; Hoffman Estates, IL 60192

Tel: (84) 396-7070

Arena: NOW Arena

Media Relations Contact: Brad Seymour (bseymour@bulls.com)
Website: www.windcitybulls.com

NBA Affiliation: Chicago**Wisconsin Herd**

549 High Avenue; Oshkosh, WI 54901

Tel: (920) 233-4374; Fax: (920) 744-0238

Arena: Menominee Nation Arena
Media Relations Contact: Eric Kohlbeck (ekohlbeck@bucks.com)
Website: www.wisconsinherd.com
NBA Affiliation: Milwaukee



NBA OFFICE DIRECTORY

NATIONAL BASKETBALL ASSOCIATION NBA ENTERTAINMENT WOMEN'S NATIONAL BASKETBALL ASSOCIATION NBA G LEAGUE NBA 2K LEAGUE

NEW YORK
Olympic Tower 645 Fifth Avenue
New York, NY 10022
Telephone: (212) 407-8000
Fax: (212) 832-3861

NEW JERSEY
100 Plaza Drive
Secaucus, NJ 07094
Telephone: (201) 865-1500
Fax: (201) 974-5973

INTERNATIONAL OFFICES

AFRICA

9th Floor GreenPark Corner
3 Lower Road Morningside 2196
Johannesburg, South Africa
Telephone: +27-100-072-668

ASIA/PACIFIC

CHINA—BEIJING

19th Floor, Office Tower 2, China Central Place
No. 79 Jianguo Road, Chaoyang District
Beijing, China 100025
Telephone: +86-10-5200-8200
Fax: +86-10-5200-8202

CHINA—SHANGHAI

Unit 2703-2708, 27F, Tower 2 Plaza
66 1266 Nanjing West Road,
Jing An District
Shanghai, China 200040
Telephone: +86-21-6137-2200
Fax: +86-21-6288-9920

HONG KONG

Room 3101, Lee Gardens One
33 Hysan Avenue
Causeway Bay, Hong Kong
Telephone: +852-2843-9600
Fax: +852-2536-4808

PHILIPPINES

Unit 1701, World Plaza Building
5th Avenue corner 30th Street
Bonifacio Global City
Taguig, 1634 Philippines
Jandric Lim, Communications
Telephone: +632-866-8205

TAIWAN

Suite 1303, No. 88, Section 2
Chung Hsiao East Road
Taipei, Taiwan ROC 100
Telephone: +886-2-2397-8000
Fax: +886-2-2358-1098

CANADA

50 Bay Street, Suite 1402
Toronto, Ontario Canada M5J 3A5
Telephone: (416) 682-2000
Fax: (416) 364-0205

EUROPE & THE MIDDLE EAST

LONDON

Endeavour House,
189 Shaftesbury Avenue
London, United Kingdom WC2H 8JR
Telephone: +44-20-7420-8900

SPAIN

Leganitos Street 6th Floor
28013 Madrid, Spain
Ignasi Castello, Communications
Telephone +34-912-153-573

INDIA

C-1804, ONE BKC

G Block, Bandra Kurla Complex,
Bandra East, Mumbai - 400051
Telephone: +91-22-6124-6100

LATIN AMERICA

BRAZIL

Av Borges de Medeiros, 633
Sala 301 - Leblon
Rio de Janeiro, RJ, Brazil 22430-041
Telephone: +55-21-3206-6400
Fax: +55-21-2586-6001

MEXICO

Av. Prolongacion Paseo de la Reforma
No. 1236, Piso 6,
Planta Baja Desarrollo Santa Fe
Cuajimalpa De Morelos, Ciudad De Mexico 05348
Telephone: +52-55-9171-7700



NBA G LEAGUE



G LEAGUE STANDINGS

G LEAGUE EASTERN CONFERENCE

G League Atlantic Division

Team	W	L	Pct	G	B	Home	Road	Last	10	Streak
Maine	28	14	.667	—	14	6	14	8	5-5	Lost 3
Delaware	22	21	.512	6.5	10	12	12	9	3-7	Won 1
Raptors	905	22	21	.512	6.5	12	8	10 13	8-2	Won 4
Long Island	19	23	.452	9.0	10	14	9	9	5-5	Lost 2
Westchester	17	24	.415	10.5	7	13	10	11	2-8	Lost 2

G League Central Division

Team	W	L	Pct	G	B	Home	Road	Last	10	Streak
Wisconsin	33	10	.767	—	16	7	17	3	8-2	Won 2
Canton	29	14	.674	4.0	20	4	9	10	8-2	Won 1
Grand Rapids	25	18	.581	8.0	12	7	13	11	6-4	Lost 2
Fort Wayne	21	22	.488	12.0	16	8	5	14	4-6	Won 3
Windy City	17	26	.395	16.0	7	13	10	13	5-5	Lost 1

G League Southeast Division

Team	W	L	Pct	G	B	Home	Road	Last	10	Streak
Lakeland	25	17	.595	—	11	11	14	6	6-4	Won 6
Capital City	22	21	.512	3.5	14	7	8	14	6-4	Lost 1
College Park	20	23	.465	5.5	9	10	11	13	3-7	Lost 3
Erie	13	30	.302	12.5	8	12	5	18	4-6	Lost 1
Greensboro	9	34	.209	16.5	4	17	5	17	2-8	Won 1

G LEAGUE WESTERN CONFERENCE

G League Southwest Division

Team	W	L	Pct	G	B	Home	Road	Last	10	Streak
Salt Lake City	30	12	.714	—	17	6	12	11	6-4	Won 2
Austin	24	18	.571	6.0	13	9	11	9	5-5	Lost 1
Texas	24	19	.558	6.5	12	11	12	8	6-4	Lost 1
Rio Grande Valley	15	27	.357	15.0	6	13	9	14	4-6	Lost 1

G League Pacific Division

Team	W	L	Pct	G	B	Home	Road	Last	10	Streak
Stockton	24	19	.558	—	12	8	12	11	6-4	Won 2
Agua Caliente	22	22	.500	2.5	12	10	10	12	5-5	Won 2
Santa Cruz	21	21	.500	2.5	8	12	13	9	4-6	Won 1
South Bay	19	25	.432	5.5	13	6	6	19	0-4	Won 1
Northern Arizona	8	34	.190	15.5	3	18	5	16	6-10	Lost 14

G League Midwest Division

Team	W	L	Pct	G	B	Home	Road	Last	10	Streak
Memphis-Gal	26	15	.634	—	14	7	12	8	3-7	Lost 4
Sioux Falls	22	20	.524	4.5	15	7	7	13	7-3	Won 2
Oklahoma City	20	22	.476	6.5	12	10	8	12	5-5	Lost 3
Iowa	19	24	.442	8.0	10	13	9	11	4-6	Won 1

2019-20 NBA G LEAGUE STATISTICAL LEADERS

SCORING AVERAGE	G	FG	FT	PTS	AVG	REBOUNDS PER GAME	G	OFF	DEF	TOT	AVG	ASSISTS PER GAME	G	TOT	AVG
Shayok, DEL	35	309	64	805	23.0	Rabb, WES	29	106	246	352	12.1	Gabbay, OKL	38	336	8.8
Gray, ERI	37	321	76	831	22.5	Jones, WIS	42	169	335	504	12.0	Hollins, GRD	37	310	8.4
Adams, WIS	33	250	89	710	21.5	Cacok, SBL	33	140	253	393	11.9	Ennis, RAP	42	314	7.5
Guy, STO	37	267	75	794	21.5	Cheatham, ERI	34	110	286	396	11.6	Peters, WES	32	235	7.3
Hannahs, MHU	37	277	75	792	21.4	Koumadje, DEL	33	125	235	360	10.9	Waters, MNE	36	263	7.3
Vincent, STO-SXF	31	223	47	648	20.9	Uthoff, MHU	34	86	278	364	10.7	Gray, ERI	37	270	7.3
Harper, NAS	33	215	111	688	20.8	Hall, GRD	38	155	243	398	10.5	Bone, GRD	31	220	7.1
Anderson, RAP-LIN	31	219	69	639	20.6	Toscano-Anderson, SCW	31	61	219	280	9.0	Lemon, FWN	39	267	6.8
Lemon, FWN	39	321	67	793	20.3	Welsh, GBO	43	145	239	384	8.9	Pargo, SCW	39	246	6.3
Johnson, AUS	31	243	78	630	20.3	Maten, MNE	39	117	228	345	8.8	Munford, DEL	43	269	6.3
Law, LAK	33	251	42	650	19.7	Spalding, RGV-GBO	36	111	193	304	8.4	Barber, CPS	39	242	6.2
Cacok, SBL	33	269	62	640	19.4	Jack, OKL	32	92	170	262	8.2	Robinson, CAP-DEL	33	203	6.2
Palmer, ACC	31	207	79	592	19.1	Lawson, AUS	42	118	225	343	8.2	Rathan-M, TEX-ACC	39	236	6.1
Adams, ERI	40	294	54	759	19.0	Davis, SCW	42	119	220	339	8.1	Grant, CAP	39	231	5.9
Jones, CAP	37	249	88	701	18.9	Woodbury, GRD	41	115	214	329	8.0	Doyle, WCB	40	234	5.8
Uthoff, MHU	34	253	49	643	18.9	Law, LAK	33	54	210	264	8.0	Fields, TEX	38	220	5.8
Brantley, SLC	33	233	64	619	18.8	Jones, CAP	37	77	217	294	7.9	Adams, WIS	33	189	5.7
Mathias, TEX	42	253	64	762	18.1	Bigby-W, ERI-SXF-FWN	35	102	174	276	7.9	Harper, NAS	33	189	5.7
Maten, MNE	39	270	89	707	18.1	Antetokounmpo, SBL	38	80	216	296	7.8	Simmons, GBO	37	207	5.6
Horton-Tucker, SBL	38	262	55	688	18.1	McDaniels, GBO	31	56	185	241	7.8	Robinson, AUS	30	161	5.4

FIELD GOAL PCT.	FG	FGA	PCT	3-PT FIELD GOAL PCT.	3FG	3GA	PCT	FREE THROW	PCT.	FTFTA	PCT
Lee, SXF	206	279	.738	Rowsey, LAK	71	151	.470	Hannahs, MHU	75	83	.904
Fall, MNE	164	232	.707	Hicks, FWN	53	113	.469	Bowen, FWN	75	86	.872
Davis, SCW	215	310	.694	Ingram, SBL	54	116	.466	Ennis, RAP	87	101	.861
Hall, GRD	229	346	.662	Hannahs, MHU	117	262	.447	Magette, LAK	90	107	.841
Cacok, SBL	269	408	.659	Nowell, IWA	79	181	.436	Grant, CAP	96	115	.835
Brown, TEX	184	284	.648	Grant, CAP	64	147	.435	Ellenson, LIN-RAP	68	82	.829
Antetokounmpo, SBL	202	324	.623	Gaddy, OKL	46	107	.430	McCall, CPS	117	143	.818
Ward, CPS	159	262	.607	Taylor, SCW	46	107	.430	Mason, WIS	75	92	.815
Mika, STO	178	295	.603	Magette, LAK	98	229	.428	Canaan, STO	70	86	.814
Jack, OKL	158	264	.598	Mason, WIS	77	181	.425	Blossomgame, RGV-WCB	78	96	.813

STEALS PER GAME	G	STL	AVG	BLOCKS PER GAME	G	BLK	AVG	MINUTES PER GAME	G	MIN	AVG
Hollins, GRD	37	100	2.70	Koumadje, DEL	33	133	4.03	Guy, Kyle, STO	37	1365	36.9
Gray, ERI	37	86	2.38	Pointer, CTN	43	85	1.98	Mathias, TEX	42	1517	36.1
Masura, CTN	39	92	2.36	Bigby-W, ERI-SXF-FWN	35	62	1.77	Gray, ERI	37	1332	36.0
Simon, WCB	43	95	2.21	Moore, DEL	39	68	1.74	Lemon, FWN	39	1391	35.7
Rodriguez, RGV-AUS	35	74	2.11	Davis, SCW	42	72	1.71	Law, LAK	33	1153	35.0
Reaves, TEX	37	73	1.97	Lee, SXF	42	67	1.60	Uthoff, MHU	34	1185	34.9
Ennis, RAP	42	82	1.95	Kyser, LAK	41	62	1.51	Doyle, WCB	40	1391	34.8
Doyle, WCB	40	77	1.93	Bolden, CTN	38	56	1.47	Randolph, CTN	39	1348	34.6
McDaniels, GBO	31	59	1.90	Spalding, RGV-GBO	36	52	1.44	Demps, STO	41	1406	34.3
Waters, MNE	36	68	1.89	2 tied			1.34	Ennis, RAP	42	1438	34.2



NBA G LEAGUE DIRECTORY

Most Valuable Player: Frank Mason III (Wisconsin Herd)

Dennis Johnson Coach of the Year: Martin Schiller (Salt Lake City Stars)

Defensive Player of the Year: Christ Koumadje (Delaware Blue Coats)

Rookie of the Year: Tremont Waters (Maine Red Claws)

Jason Collier Sportsmanship Award: Ivan Rabb (Westchester Knicks)

Most Improved Player: Gabe Vincent (Sioux Falls Skyforce)

Basketball Executive of the Year: Bart Taylor (Salt Lake City Stars)

2019-20 NBA G LEAGUE AWARD WINNERS

FIRST TEAM

Jaylen Adams – Wisconsin
Jarrell Brantley – Salt Lake City
Devontae Cacok – South Bay
Frank Mason III – Wisconsin
Jarrod Uthoff – Memphis

SECOND TEAM

Donta Hall – Grand Rapids
BJ Johnson – Lakeland
Josh Magette – Lakeland
Johnathan Motley – Agua Caliente
Tremont Waters – Maine

THIRD TEAM

Justin Anderson – Long Island
Dusty Hannahs – Memphis
Jemerrio Jones – Wisconsin
Vic Law – Lakeland
Marial Shayok – Delaware

ROOKIE TEAM

Jarrell Brantley – Salt Lake City
Devontae Cacok – South Bay
Donta Hall – Grand Rapids
Marial Shayok – Delaware
Tremont Waters – Maine

DEFENSIVE TEAM

Tacko Fall – Maine
Tra-Deon Hollins – Grand Rapids
Christ Koumadje – Delaware
Sir'Dominic Pointer – Canton
Kenny Wooten – Westchester

ALL-TIME RECORDS



YEAR-BY-YEAR RECORD

Season	Home	Road	Neutral	Overall
2008-09	15-26	8-33	0-0	23-59
2009-10	27-14	23-18	0-0	50-32
2010-11	30-11	25-16	0-0	55-27
2011-12	26-7	21-12	0-0	47-19
2012-13	34-7	26-15	0-0	60-22
2013-14	34-7	25-16	0-0	59-23
2014-15	29-12	16-25	0-0	45-37
2015-16	32-9	23-18	0-0	55-27
2016-17	28-13	19-22	0-0	47-35
2017-18	27-14	21-20	0-0	48-34
2018-19	27-14	22-19	0-0	49-33
2019-20	23-14	21-14	0-0	44-28
TOTALS	332-148	250-228	0-0	582-376
PCT.	.692	.523	---	.608

COACHES YEAR-BY-YEAR

SEASON	COACH	WL	PCT	FINISH	PLAYOFFS PCT
2008-09	P.J. Carlesimo	1-12			
	Scott Brooks	22-47			
	Total	23-59	.280	5th/Northwest	Did not qualify
2009-10	Scott Brooks	50-32	.610	4th/Northwest	2-4 .333
2010-11	Scott Brooks	55-27	.671	1st/Northwest	9-8 .529
2011-12	Scott Brooks	47-19	.712	1st/Northwest	13-7 .650
2012-13	Scott Brooks	60-22	.732	1st/Northwest	5-6 .455
2013-14	Scott Brooks	59-23	.720	1st/Northwest	10-9 .526
2014-15	Scott Brooks	45-37	.549	2nd/Northwest	Did not qualify
2015-16	Billy Donovan	55-27	.671	1st/Northwest	11-7 .611
2016-17	Billy Donovan	47-35	.573	2nd/Northwest	1-4 .200
2017-18	Billy Donovan	48-34	.585	T-2nd/Northwest	2-4 .333
2018-19	Billy Donovan	49-33	.598	4th/Northwest	1-4 .200
2019-20	Billy Donovan	44-28	.611	2nd/Northwest	3-4 .428
TOTALS		582-376	.608		161-165 .494

COACHES OVERALL RECORDS

COACH	REGULAR SEASON RECORD	PCT	PLAYOFF RECORD	PCT
P.J. Carlesimo	1-12	.077	0-0	---
Scott Brooks	338-207	.620	39-34	.534
Billy Donovan	243-157	.608	18-23	.439
TOTALS	582-376	.608	57-57	.500

ON OPENING NIGHT



HOME OPENERS (9-3)

DATE	OPPONENT	RESULT	SCORE
*10/29/08	Milwaukee	L	87-98
*10/28/09	Sacramento	W	102-89
*10/27/10	Chicago	W	106-95
*12/25/11	Orlando	W	97-89
11/2/12	Portland	W	106-92
11/3/13	Phoenix	W	103-96
11/1/14	Denver	W	102-91
*10/28/15	San Antonio	W	112-106
10/28/16	Phoenix	W	113-110 (OT)
*10/19/17	New York	W	105-84
10/21/18	Sacramento	L	120-131
10/25/19	Washington	L	85-97

ROAD OPENERS (6-6)

DATE	OPPONENT	RESULT	SCORE
11/1/08	Houston	L	77-89
10/30/09	Detroit	W	91-83
10/29/10	Detroit	W	105-104
12/26/11	Minnesota	W	104-100
*11/1/12	San Antonio	L	84-86
*10/30/13	Utah	W	101-98
*10/29/14	Portland	L	89-106
10/30/15	Orlando	W	139-136 (2OT)
*10/26/16	Philadelphia	W	103-97
10/21/17	Utah	L	87-96
*10/16/18	Golden State	L	108-100
*10/23/19	Utah	L	95-100

*Season Opening Games (7-5)



OPENING NIGHT STARTING LINEUPS

2008	Earl Watson Kevin Durant Johan Petro Jeff Green Nick Collison	2009	Russell Westbrook Thabo Sefolosha Kevin Durant Jeff Green Nenad Krstic	2010	Russell Westbrook Thabo Sefolosha Kevin Durant Jeff Green Nenad Krstic	2011	Russell Westbrook Thabo Sefolosha Kevin Durant Serge Ibaka Kendrick Perkins
2012	Russell Westbrook Thabo Sefolosha Kevin Durant Serge Ibaka Kendrick Perkins	2013	Reggie Jackson Thabo Sefolosha Kevin Durant Serge Ibaka Kendrick Perkins	2014	Russell Westbrook Andre Roberson Perry Jones Serge Ibaka Steven Adams	2015	Russell Westbrook Andre Roberson Kevin Durant Serge Ibaka Steven Adams
2016	Russell Westbrook Andre Roberson Domantas Sabonis Victor Oladipo Steven Adams	2017	Russell Westbrook Andre Roberson Paul George Carmelo Anthony Steven Adams	2018	Russell Westbrook Terrance Ferguson Paul George Patrick Patterson Steven Adams	2019	Chris Paul Shai Gilgeous-Alexander Terrance Ferguson Danilo Gallinari Steven Adams

LEADERS FOR MOST STARTS ON OPENING NIGHT

Russell Westbrook	9
Kevin Durant	8
Steven Adams	6
Thabo Sefolosha	5
Serge Ibaka	5

HIGH/LOW SCORING GAMES - WIN/LOSS STREAKS



HIGHEST SCORING GAMES

Points	Opponent	Date	Result
149	Minnesota	3/23/2013	W, 149-140 (2OT)
148	Utah	2/22/2019	W, 148-147 (2OT)
148	at Cleveland	1/20/2018	W, 148-124
147	at San Antonio	1/10/2019	L, 147-154 (2OT)
140	Atlanta	1/24/2020	W, 140-111
139	Minnesota	12/6/2019	W, 139-127 (OT)
139	At Orlando	10/30/2015	W, 139-136 (2OT)
139	at Utah	4/6/2010	L, 139-140
138	at Minnesota	4/15/2015	W, 138-113
137	Memphis	4/11/2018	W, 137-123
137	Phoenix	12/31/2014	W, 137-134 (OT)
134	at Washington	11/2/2018	W, 134-111
133	at L.A. Lakers	1/3/2018	W, 133-96
132	at Minnesota	4/7/2019	W, 132-126
132	Orlando	2/5/2019	W, 132-122
132	at Toronto	3/18/2018	W, 132-125
132	at Sacramento	12/19/2018	W, 132-113
132	at Denver	11/25/2016	W, 132-129 (OT)

OPPONENT HIGHEST SCORING GAMES

Points	Opponent	Date	Result
154	at San Antonio	1/10/2019	L, 147-154 (2OT)
147	Utah	2/22/2019	W, 148-147 (2OT)
142	at Atlanta	1/15/2019	L, 126-142
140	Minnesota	3/23/2012	W, 149-140 (2OT)
140	at Utah	4/6/2010	L, 139-140 (OT)
140	at Phoenix	2/20/2009	L, 118-140
138	L.A. Lakers	1/17/2019	L, 128-138 (OT)
137	at Houston	3/26/2017	L, 125-137
136	at Portland	11/27/2019	L, 119-136
136	at Orlando	10/30/2015	W, 139-136 (2OT)
135	Dallas	11/27/2019	L, 131-135
134	at Boston	2/3/2019	L, 129-134
134	Phoenix	12/31/2014	W, 137-124 (OT)
133	at Milwaukee	2/28/2020	L, 86-133
133	at Golden State	2/21/2009	L, 120-133

LOWEST SCORING GAMES

Points	Opponent	Date	Result
65	Houston	11/16/2014	L, 65-69
72	Portland	4/3/2009	L, 72-107
74	Portland	11/1/2009	L, 74-83
74	at San Antonio	1/1/2011	L, 74-101
74	at Memphis	1/31/2015	L, 74-85
77	at Houston	11/1/2008	L, 77-89
77	at LA Clippers	4/16/2012	L, 77-92
78	San Antonio	3/16/2009	W, 78-76
78	at Milwaukee	11/11/2014	L, 78-85

OPPONENT LOWEST SCORING GAMES

Points	Opponent	Date	Result
69	at Chicago	10/28/2017	W, 101-69
69	Houston	11/16/2014	L, 65-69
69	at Phoenix	2/10/2013	W, 97-69
69	Charlotte	11/26/2012	W, 114-69
72	Chicago	2/24/2013	W, 102-72
73	Utah	11/24/2013	W, 95-73
74	Miami	1/17/2016	W, 99-74
74	New Orleans	2/27/2013	W, 119-74
74	at Brooklyn (NJN)	1/21/2012	W, 84-74
74	Orlando	11/8/2009	W, 102-74
74	Philadelphia	3/8/2009	W, 89-74
75	Miami	3/22/2015	W, 93-75
75	Charlotte	12/26/2014	W, 98-75
75	at Indiana	4/5/2013	W, 97-75
75	Toronto	4/8/2012	W, 91-75
75	at Cleveland	3/13/2011	W, 95-75
75	L.A. Lakers	3/26/2010	W, 91-75

LONGEST WINNING STREAKS

STREAK	COACH	DATES OF STREAK	END OF STREAK	STREAK ENDED BY	SCORE
12	Scott Brooks	11/16/12 to 12/19/12	12/20/12	at Minnesota	93-99
10	Scott Brooks	1/16/14 to 1/31/14	2/1/14	at Washington	81-96
9	Scott Brooks	12/6/13 to 12/21/13	12/22/13	Toronto	98-104
9	Scott Brooks	1/29/10 to 2/21/10	2/23/10	Phoenix	102-104
8	Billy Donovan	1/13/18 to 1/28/18	1/30/18	at Washington	96-102
8	Billy Donovan	3/14/16 to 3/28/16	3/29/16	at Detroit	82-88
8	Scott Brooks	11/16/13 to 12/3/13	12/4/13	at Portland	104-111

LONGEST LOSING STREAKS

STREAK	COACH	DATES OF STREAK	END OF STREAK	STREAK ENDED BY	SCORE
14	P.J. Carlesimo/Scott Brooks	11/5/08 to 11/28/08	11/29/08	Memphis	111-103
8	Scott Brooks	12/3/08 to 12/16/08	12/19/08	Toronto	91-83
7	Scott Brooks	2/10/09 to 2/27/09	2/28/09	at Memphis	99-92
6	Scott Brooks	11/14/14 to 11/23/14	11/26/14	Utah	97-82
5	Scott Brooks	12/21/08 to 12/29/08	12/31/08	Golden State	107-100



OVERTIME RESULTS

DATE	OPPONENT	RESULT	DATE	OPPONENT	RESULT
1/10/09	at Chicago	W, 109-98	11/14/14	Detroit	L, 89-96
1/12/09	at New Jersey	L, 99-103	12/23/14	Portland	L, 111-115
1/28/09	Memphis	W, 114-102	12/31/14	Phoenix	W, 137-134
2/1/09	at Sacramento	L, 118-122	1/21/15	at Washington	W, 105-103
2/27/09	at Dallas	L, 108-100	2/26/15	at Phoenix	L, 113-117
11/3/09	L.A. Lakers	L, 98-101	3/4/15	Philadelphia	W, 123-118
1/2/10	at Milwaukee	L, 97-103	10/30/15	at Orlando	W, 139-136 (2OT)
1/13/10	San Antonio	L, 108-109	12/13/15	Utah	W, 104-98
2/20/10	at New York	W, 121-118	1/26/16	at New York	W, 128-122
4/6/10	at Utah	L, 139-140	2/27/16	Golden State	L, 119-123
11/4/10	at Portland	W, 107-106	4/12/16	at San Antonio	L, 98-102
11/26/10	at Indiana	W, 110-106	10/28/16	Phoenix	W, 113-110
12/1/10	at New Jersey	W, 123-120 (3OT)	11/20/16	Indiana	L, 111-115
1/26/11	at Minnesota	W, 118-117	11/25/16	at Denver	W, 132-129
1/28/11	Washington	W, 124-117 (2OT)	11/30/16	Washington	W, 126-115
2/8/11	Memphis	L, 101-105	3/29/17	Orlando	W, 114-106
3/6/11	Phoenix	W, 122-118	12/9/17	at Memphis	W, 102-101
3/9/11	at Philadelphia	W, 110-105	12/15/17	at Philadelphia	W, 119-117 (3OT)
3/29/11	Golden State	W, 115-114	2/28/18	at Dallas	W, 111-110
4/13/11	Milwaukee	L, 106-110	3/30/18	Denver	L, 125-126
2/6/12	at Portland	W, 111-107	1/10/19	at San Antonio	L, 147-154 (2OT)
2/19/12	Denver	W, 124-118	1/17/19	L.A. Lakers	L, 128-138
3/23/12	Minnesota	W, 149-140 (2OT)	2/22/19	Utah	W, 148-147 (2OT)
4/22/12	at L.A. Lakers	L, 106-114 (2OT)	3/7/19	at Portland	W, 129-121
11/21/12	L.A. Clippers	W, 117-111	3/20/19	Toronto	L, 114-123
11/24/12	at Philadelphia	W, 116-109	11/15/19	Philadelphia	W, 127-119
12/27/12	Dallas	W, 111-105	12/6/19	Minnesota	W, 139-127
1/18/13	at Dallas	W, 117-114	12/27/19	at Charlotte	W, 104-102
1/20/13	at Denver	L, 118-121	1/7/20	at Brooklyn	W, 111-103
3/20/13	at Memphis	L, 89-90	8/3/20	Denver	L, 113-121
11/10/13	Washington	W, 106-105	8/14/20	at LA Clippers	L, 103-107
11/29/13	Golden State	W, 113-112	TOTALS 65 OVERTIME GAMES 40-25 (.615)		
3/21/14	at Toronto	W, 119-118 (2OT)	(HOME: 18-12, ROAD: 22-13)		
3/25/14	at Dallas	L, 119-128	DOUBLE-OVERTIME: 5-2		
			TRIPLE-OVERTIME: 2-0		

THUNDER DRAFT PICKS FROM 2007-PRESENT



YEAR	RD	PK	PLAYER	YEAR	RD	PK	PLAYER
2020	1	17	Aleksej Pokuševski	2013	2	40	Grant Jerrett
2020	2	34	Théo Maledon	2012	1	28	Perry Jones
2020	2	37	Vít Krejčí	2011	1	24	Reggie Jackson
2019	1	23	Darius Bazley	2010	1	11	Cole Aldrich
2018	2	45	Hamidou Diallo	2010	2	31	Tibor Pleiss
2018	2	53	Devon Hall	2010	2	48	Latavious Williams
2018	2	57	Kevin Hervey	2010	2	57	Ryan Reid
2017	1	21	Terrance Ferguson	2009	1	3	James Harden
2016	1	11	Domantas Sabonis	2009	1	24	Byron Mullens
2016	2	56	Daniel Hamilton	2009	2	54	Robert Vaden
2015	1	14	Cameron Payne	2008	1	4	Russell Westbrook
2015	2	48	Dakari Johnson	2008	1	24	Serge Ibaka
2014	1	21	Mitch McGary	2008	1	29	DJ White
2014	1	29	Josh Huestis	2008	2	38	Kyle Weaver*
2014	2	55	Semaj Christon	2008	2	50	DeVon Hardin
2013	1	12	Steven Adams	2007	1	2	Kevin Durant
2013	1	26	Andre Roberson	2007	1	5	Jeff Green
2013	2	32	Alex Abrines	* Kyle Weaver was selected by Charlotte and traded to OKC on August 11, 2008			



ALL-TIME CAREER LEADERS

POINTS

1.	Russell Westbrook	18,859
2.	Kevin Durant	15,942
3.	Serge Ibaka	6,054
4.	Steven Adams	5,191
5.	Paul George	3,893
6.	Jeff Green	3,273
7.	Nick Collison	2,846
8.	James Harden	2,795
9.	Enes Kanter	2,556
10.	Dennis Schröder	2,453

REBOUNDS

1.	Russell Westbrook	5,760
2.	Kevin Durant	4,170
3.	Steven Adams	4,029
4.	Serge Ibaka	3,875
5.	Nick Collison	2,561
6.	Kendrick Perkins	1,611
7.	Thabo Sefolosha	1,517
8.	Enes Kanter	1,433
9.	Jeff Green	1,283
10.	Andre Roberson	1,215

STEALS

1.	Russell Westbrook	1,442
2.	Kevin Durant	696
3.	Steven Adams	469
4.	Thabo Sefolosha	453
5.	Paul George	331
6.	Nick Collison	296
7.	Andre Roberson	265
8.	James Harden	234
9.	Jeff Green	225
10.	Serge Ibaka	224

GAMES PLAYED

1.	Russell Westbrook	821
2.	Nick Collison	602
3.	Kevin Durant	561
4.	Steven Adams	530
5.	Serge Ibaka	524
6.	Thabo Sefolosha	368
7.	Andre Roberson	302
8.	Kendrick Perkins	273
9.	Reggie Jackson	245
10.	Jerami Grant	239

SCORING AVERAGE (MINIMUM 200 GAMES)

1.	Kevin Durant	28.4
2.	Russell Westbrook	23.0
3.	Jeff Green	15.7
4.	James Harden	12.7
5.	Serge Ibaka	11.6
6.	Steven Adams	9.8
7.	Jerami Grant	9.2
8.	Reggie Jackson	9.0
9.	Thabo Sefolosha	6.2
10.	Nick Collison	4.7

ASSISTS

1.	Russell Westbrook	6,897
2.	Kevin Durant	2,171
3.	Reggie Jackson	738
4.	Nick Collison	638
5.	Steven Adams	615
6.	Dennis Schröder	585
7.	Paul George	581
8.	Thabo Sefolosha	568
9.	James Harden	542
10.	Eric Maynor	518

BLOCKED SHOTS

1.	Serge Ibaka	1,300
2.	Kevin Durant	564
3.	Steven Adams	531
4.	Nick Collison	258
5.	Jerami Grant	252
6.	Russell Westbrook	250
7.	Kendrick Perkins	242
8.	Andre Roberson	198
9.	Thabo Sefolosha	188
10.	Nerlens Noel	187

MINUTES

1.	Russell Westbrook	28,328
2.	Kevin Durant	21,439
3.	Serge Ibaka	15,099
4.	Steven Adams	14,208
5.	Nick Collison	11,158
6.	Thabo Sefolosha	9,843
7.	Jeff Green	7,731
8.	Andre Roberson	6,738
9.	Kendrick Perkins	6,315
10.	James Harden	5,873



ALL-TIME CAREER LEADERS

FIELD GOALS MADE

1.	Russell Westbrook	6,626
2.	Kevin Durant	5,325
3.	Serge Ibaka	2,558
4.	Steven Adams	2,157
5.	Paul George	1,283
6.	Jeff Green	1,231
7.	Nick Collison	1,175
8.	Enes Kanter	1,012
9.	Dennis Schröder	910
10.	Thabo Sefolosha	856

FREE THROWS MADE

1.	Russell Westbrook	4,685
2.	Kevin Durant	4,599
3.	Steven Adams	876
4.	James Harden	795
5.	Paul George	791
6.	Serge Ibaka	756
7.	Jeff Green	555
8.	Enes Kanter	514
9.	Nick Collison	475
10.	Jerami Grant	405

THREE-POINT FIELD GOALS MADE

1.	Kevin Durant	1,084
2.	Russell Westbrook	922
3.	Paul George	536
4.	James Harden	320
5.	Thabo Sefolosha	265
6.	Jeff Green	256
7.	Anthony Morrow	255
8.	Dennis Schröder	249
9.	Alex Abrines	219
10.	Terrance Ferguson	195

FIELD GOAL PERCENTAGE (MINIMUM 1,000 ATTS.)

1.	Steven Adams	.589
2.	Enes Kanter	.562
3.	Nick Collison	.554
4.	Serge Ibaka	.523
5.	Jerami Grant	.503
6.	Nenad Krstic	.491
7.	Kevin Durant	.490
8.	Andre Roberson	.477
9.	Shai Gilgeous-Alexander	.471
10.	Kendrick Perkins	.463

FIELD GOALS ATTEMPTED

1.	Russell Westbrook	15,253
2.	Kevin Durant	10,862
3.	Serge Ibaka	4,888
4.	Steven Adams	3,664
5.	Paul George	2,954
6.	Jeff Green	2,756
7.	Nick Collison	2,121
8.	Dennis Schröder	2,069
9.	Reggie Jackson	1,976
10.	Thabo Sefolosha	1,910

FREE THROWS ATTEMPTED

1.	Russell Westbrook	5,846
2.	Kevin Durant	4,764
3.	Steven Adams	1,573
4.	Serge Ibaka	1,015
5.	James Harden	952
6.	Paul George	951
7.	Jeff Green	711
8.	Nick Collison	668
9.	Enes Kanter	652
10.	Jerami Grant	600

THREE-POINT FIELD GOALS ATTEMPTED

1.	Russell Westbrook	2,995
2.	Kevin Durant	2,804
3.	Paul George	1,366
4.	James Harden	864
5.	Thabo Sefolosha	751
6.	Jeff Green	743
7.	Dennis Schröder	689
8.	Anthony Morrow	648
9.	Alex Abrines	595
10.	Terrance Ferguson	578

FREE THROW PERCENTAGE (MINIMUM 500 ATTS.)

1.	Kevin Durant	.883
2.	James Harden	.835
3.	Paul George	.832
4.	Russell Westbrook	.801
5.	Enes Kanter	.788
6.	Jeff Green	.781
7.	Serge Ibaka	.745
8.	Nick Collison	.711
9.	Jerami Grant	.675
10.	Steven Adams	.557



OKLAHOMA CITY TEAM RECORDS

MOST POINTS SCORED

Game	149	Minnesota (2OT)	3/23/12
Half	79	at Washington	11/02/18
	79	at Orlando	1/18/15
Quarter	47	Minnesota	4/15/15

FEWEST POINTS SCORED

Game	65	Houston	11/16/14
1st Half	29	at Utah	11/7/08
2nd Half	25	at LA Clippers	4/16/12
Quarter	9	Detroit	3/29/16

FIELD GOALS MADE

Game	60	Minnesota	3/23/12
Half	32	at Orlando	1/18/15
Quarter	18	3 times, last, Toronto	3/18/18
Low	20	Houston	11/16/14

FIELD GOALS ATTEMPTED

Game	118	Utah (2OT)	2/22/19
Half	58	Sacramento	10/21/18
	58	Portland	2/5/17
Quarter	33	Sacramento	10/21/18
	33	at Golden State	4/11/10

FIELD GOAL PERCENTAGE

Highest	0.636	at Brooklyn	1/31/14
	(49-77)		
Lowest	0.294	Houston	11/16/14
	(20-68)		

FREE THROWS MADE

Game	44	Phoenix	12/31/14
Half	30	Golden State	12/5/10
Quarter	20	2 times, last, Minnesota	12/6/19
Low	1	Detroit	11/14/14

FREE THROWS ATTEMPTED

Game	49	Phoenix	12/31/14
Half	33	Golden State	12/5/10
Quarter	22	at Denver	4/5/11

FREE THROW PERCENTAGE

Highest	1.000	6 times, last, Miami	1/17/16
	(12-12)		
Lowest	0.167	Detroit (OT)	11/14/14
	(1-6)		

THREE-POINT FIELD GOALS MADE

Game	23	at Milwaukee	4/10/19
Half	14	at Milwaukee	4/10/19
Quarter	9	at Milwaukee	4/10/19
Low	0	at New Jersey	12/28/09
	0	at Houston	11/01/08

THREE POINT FIELD GOALS ATTEMPTED

Game	54	at Milwaukee	4/10/19
	54	Los Angeles Lakers	1/17/19
Half	29	at Minnesota	3/5/19
	29	Memphis	4/11/18
Quarter	18	at Milwaukee	4/10/19

THREE-POINT FIELD GOAL PERCENTAGE

Highest	0.682	Utah	2/28/17
	(15-22)		
Lowest	0.000	2 times, last, at New Jersey	12/28/09
	(0-4)		

REBOUNDS

Game	64	3 times, last, L.A. Lakers	1/17/19
Half	37	at Brooklyn	12/7/17
Quarter	23	at Orlando	11/29/17
Low	26	at Utah	2/12/13

ASSISTS

Game	40	at Milwaukee	4/10/19
Half	22	at Washington	11/2/18
Quarter	14	at Sacramento	2/22/18
Low	6	Portland	11/1/09

STEALS

Game	18	2 times, last, Charlotte	4/2/17
Half	13	Utah	12/5/17
Quarter	8	2 times, last, Sacramento	11/9/14
Low	0	at Minnesota	1/27/16

BLOCKED SHOTS

Game	17	at Sacramento	2/9/12
Half	12	at Sacramento	2/9/12
Quarter	9	at Sacramento	2/9/12
Low	0	7 times, last, New Orleans	2/26/17

TURNOVERS

Game	27	at LA Clippers	10/30/14
Half	18	Dallas	11/6/13
Quarter	11	3 times, last, Golden State	10/27/19
Low	2	L.A. Lakers	3/5/13

OKLAHOMA CITY INDIVIDUAL RECORDS



POINTS

Game	58	Russell Westbrook	Portland	3/7/2017
Half	35	Paul George	at Brooklyn	12/5/2018
Quarter	25	Paul George	at Brooklyn	12/5/2018

REBOUNDS

Game	23	Steven Adams	at Sacramento	12/19/2018
Half	15	Steven Adams	at Sacramento	12/19/2018
Quarter	10	3 times, last, Enes Kanter	at Minnesota	4/15/2015

ASSISTS

Game	24	Russell Westbrook	at San Antonio	1/10/2019
Half	14	Russell Westbrook	Los Angeles Lakers	4/2/2019
	14	Russell Westbrook	at San Antonio	1/10/2019
Quarter	10	Russell Westbrook	Los Angeles Lakers	4/2/2019
	10	Russell Westbrook	Denver	2/22/2015

STEALS

Game	8	Russell Westbrook	Golden State	2/6/2010
Half	5	6 times, last, Steven Adams	Utah	2/22/2019
Quarter	4	5 times, last, Paul George	Dallas	12/31/2018

BLOCKED SHOTS

Game	11	Serge Ibaka	Denver	2/19/2012
Half	7	3 times, last, Serge Ibaka	Denver	2/19/2012
Quarter	6	3 times, last, Serge Ibaka	Cleveland	3/9/2012

FIELD GOALS MADE

Game	21	3 times, last, Russell Westbrook	at Orlando	3/29/2017
Half	12	6 times, last, Paul George	at Brooklyn	12/5/2018
Quarter	9	5 times, last, Dennis Schröder	at Miami	2/1/2019

FIELD GOALS ATTEMPTED

Game	44	Russell Westbrook	Phoenix	10/28/2016
Half	24	Russell Westbrook	Portland	3/7/2017
	24	Russell Westbrook	Phoenix	10/28/2016
Quarter	15	Russell Westbrook	Portland	3/7/2017
	15	Kevin Durant	at Golden State	4/11/2010

THREE-POINT FIELD GOALS MADE

Game	10	Paul George	at Miami	2/1/2019
Half	7	Russell Westbrook	at Memphis	4/5/2017
Quarter	5	4 times, Danilo Gallinari	at Chicago	2/25/2017

THREE-POINT FIELD GOALS ATTEMPTED

Game	17	Paul George	at New Orleans	2/14/2019
Half	11	3 times, last, Paul George	at Houston	2/9/2019
Quarter	8	Carmelo Anthony	Sacramento	1/15/2018
	8	Russell Westbrook	at Houston	1/5/2017

FREE THROWS MADE

Game	24	Kevin Durant	at LA Clippers	1/23/2009
Half	16	Russell Westbrook	Boston	3/18/2015
Quarter	11	Kevin Durant	at Utah	1/7/2014

FREE THROWS ATTEMPTED

Game	26	Kevin Durant	at LA Clippers	1/23/2009
Half	18	Russell Westbrook	Boston	3/18/2015
Quarter	13	Kevin Durant	at Utah	1/7/2014



OKLAHOMA CITY OPPONENT TEAM RECORDS

MOST POINTS SCORED

Game	154	at San Antonio (2OT)	1/10/19
Half	79	3 times, last, Houston	3/26/17
Quarter	45	2 times, at Atlanta (2nd & 4th Q)	1/15/19

FEWEST POINTS SCORED

Game	69	4 times, last, at Chicago	10/28/17
1st Half	24	Charlotte	11/26/2
2nd Half	19	at LA Clippers	1/16/14
Quarter	7	2 times, last, Chicago	11/15/17

FIELD GOALS MADE

Game	56	3 times, last, at Atlanta	1/15/19
Half	30	3 times, last, Houston	3/26/17
Quarter	18	2 times, last, at Atlanta	1/15/19
Low	22	at Chicago	10/28/17

FIELD GOALS ATTEMPTED

Game	108	Washington	1/28/11
Half	57	2 times, last, San Antonio	2/23/20
Quarter	33	Denver	2/4/09

FIELD GOAL PERCENTAGE

Highest	0.633	at Houston	3/26/17
	(50-79)		
Lowest	0.282	at Chicago	10/28/17
	(22-78)		

FREE THROWS MADE

Game	40	at Charlotte	1/4/17
Half	26	at Sacramento	4/11/11
Quarter	25	Houston	3/6/18
Low	3	Detroit	1/16/09

FREE THROWS ATTEMPTED

Game	50	Houston	4/5/15
Half	34	Houston	4/5/15
Quarter	29	Houston	3/6/18

FREE THROW PERCENTAGE

Highest	1.000	16 times, last, Sacramento	2/27/20
	(14-14)		
Lowest	0.375	Detroit	1/16/09
	(3-8)		

THREE-POINT FIELD GOALS MADE

Game	21	at Milwaukee	2/28/20
Half	13	2 times, last, Milwaukee	2/28/20
Quarter	9	2 times, last, Boston	10/25/18
Low	0	2 times, last, at Washington	3/14/11

THREE POINT FIELD GOALS ATTEMPTED

Game	53	Houston	4/9/19
Half	28	2 times, last, Dallas	1/27/20
Quarter	18	at Houston	2/9/19

THREE-POINT FIELD GOAL PERCENTAGE

Highest	0.842	at San Antonio	1/10/19
	(16-19)		
Lowest	0.000	2 times, last, at Washington	3/14/11
	(0-9)		

REBOUNDS

Game	65	at Los Angeles Lakers	4/22/12
Half	36	4 times, last, San Antonio	2/23/20
Quarter	24	at Milwaukee	3/30/13
Low	17	at Brooklyn	1/31/14

ASSISTS

Game	38	at San Antonio	1/10/19
Half	23	Phoenix	3/7/12
Quarter	13	4 times, last, Toronto	1/15/20
Low	7	L.A. Lakers	3/26/10

STEALS

Game	18	2 times, last, Charlotte	4/2/17
Half	12	Phoenix	10/28/18
Quarter	8	2 times, last, Sacramento	11/9/14
Low	0	L.A. Lakers	3/5/13

BLOCKED SHOTS

Game	17	at Sacramento	2/9/12
Half	12	at Sacramento	2/9/12
Quarter	9	2 times, last, Minnesota	12/23/18
Low	0	11 times, last, Sacramento	1/15/18

TURNOVERS

Game	29	Dallas	12/31/18
Half	17	2 times, last, Dallas	12/31/18
Quarter	12	New Jersey	12/29/10
Low	4	at Charlotte	1/2/16

OKLAHOMA CITY OPPONENT INDIVIDUAL RECORDS



POINTS

Game	56	LaMarcus Aldridge	at San Antonio (2OT)	1/10/2019
Half	32	Tyreke Evans	at New Orleans	4/14/2014
Quarter	25	Gerald Green	at Phoenix	3/6/2014

REBOUNDS

Game	23	Clint Capela	at Houston	12/25/2018
	23	Dwight Howard	at Orlando	12/5/2008
Half	16	Zach Randolph	at Memphis	12/11/2009
Quarter	13	Zach Randolph	at Memphis	12/11/2009

ASSISTS

Game	19	Rajon Rondo	Sacramento	1/4/2016
Half	13	Rajon Rondo	Sacramento	1/4/2016
	13	Steve Nash	Phoenix	3/7/2012
Quarter	9	Jrue Holiday	New Orleans	12/21/2014
	9	J.J. Barea	Minnesota	3/23/2012

STEALS

Game	8	Thaddeus Young	at Philadelphia	1/25/2014
Half	6	Thaddeus Young	at Philadelphia	1/25/2014
Quarter	4	12 times, last, Aaron Gordon	at Orlando	3/29/2017

BLOCKED SHOTS

Game	10	Dwight Howard	Orlando	11/12/2008
Half	6	Paul Millsap	at Denver	11/9/2017
	5	Myles Turner	Indiana	2/16/2016

FIELD GOALS MADE

Game	20	LaMarcus Aldridge	at San Antonio (2OT)	1/10/2019
Half	12	3 times, last, Zach LaVine	at Chicago	2/25/2020
Quarter	9	3 times, last, Zach LaVine	at Chicago	2/25/2020

FIELD GOALS ATTEMPTED

Game	35	3 times, last, Zach LaVine	at Chicago	2/25/2020
Half	20	Zach LaVine	at Chicago	2/25/2020
		Devin Booker	at Phoenix	4/7/2017
Quarter	15	Lou Williams	at L.A. Lakers	1/8/2015

THREE-POINT FIELD GOALS MADE

Game	12	Stephen Curry	Golden State (OT)	2/27/2016
Half	7	Damian Lillard	at Portland	1/10/2016
Quarter	6	Troy Daniels	at Memphis	12/29/2016
	6	Gerald Green	at Phoenix	3/6/2014

THREE-POINT FIELD GOALS ATTEMPTED

Game	17	James Harden	at Houston	1/20/2020
Half	11	Damian Lillard	at Portland	1/10/2016
Quarter	8	5 times, last, Troy Daniels	at Memphis	12/29/2016

FREE THROWS MADE

Game	21	James Harden	at Houston	10/28/2019
Half	16	James Harden	at Houston	10/28/2019
Quarter	11	James Harden	at Houston	10/28/2019

FREE THROWS ATTEMPTED

Game	22	3 times, last, James Harden	at Houston	10/28/2019
Half	17	Demarcus Cousins	at Sacramento	4/11/2011
	17	Dwight Howard	Orlando	1/13/2011
Quarter	16	DeAndre Jordan	LA Clippers	3/11/2015



GREATEST INDIVIDUAL PERFORMANCES

POINTS

58	Russell Westbrook	Portland	3/7/17
57	Russell Westbrook	at Orlando	3/29/17
54	Russell Westbrook	at Indiana	4/12/15
54	Kevin Durant	vs. Golden State	1/17/14
52	Kevin Durant	at Dallas	1/18/13
51	Kevin Durant	at Toronto	3/21/14
51	Kevin Durant	Denver	2/19/12
50	Russell Westbrook	at Denver	4/9/17
49	Russell Westbrook	at Houston	1/5/17
49	Russell Westbrook	Philadelphia	3/4/15
48	Russell Westbrook	at Phoenix	3/3/17
48	Russell Westbrook	at Memphis	11/16/15
48	Russell Westbrook	New Orleans	2/6/15
48	Kevin Durant	at Utah	1/7/14
48	Kevin Durant	at Minnesota	1/4/14
47	Paul George	Portland	2/11/19
47	Paul George	at Brooklyn	12/5/18
47	Russell Westbrook	Golden State	2/11/17
47	Kevin Durant	at Minnesota	1/26/11
47	Kevin Durant	New Orleans	2/17/09
46	Russell Westbrook	Washington	1/25/18
46	Russell Westbrook	Atlanta	12/19/16
46	Kevin Durant	Portland	1/21/14
46	Kevin Durant	at LA Clippers	1/23/09

REBOUNDS

23	Steven Adams	at Sacramento	12/19/18
22	Steven Adams	Memphis	3/3/19
22	Serge Ibaka	Dallas	2/19/15
20	Steven Adams	at Washington	1/21/15
20	Shai Gilgeous-Alexander	at Minnesota	1/13/20
20	Serge Ibaka	Phoenix	3/7/12
20	Serge Ibaka	at Milwaukee	11/16/13
20	Serge Ibaka	Golden State	2/27/16
20	Enes Kanter	at Portland	4/6/16
20	Russell Westbrook	Memphis	4/11/18
20	Russell Westbrook	L.A. Lakers	4/2/19
19	Serge Ibaka	Minnesota	1/26/15
19	Russell Westbrook	Orlando	2/3/16
18	Steven Adams	at Brooklyn	1/7/20
18	Steven Adams	at LA Clippers	10/19/18
18	Kevin Durant	at Minnesota	1/26/11
18	Enes Kanter	Chicago	3/15/15
18	Russell Westbrook	at Miami	4/9/18
18	Russell Westbrook	L.A. Lakers	2/24/17
18	Russell Westbrook	Cleveland	11/28/18
18	Russell Westbrook	at Indiana	2/6/17

ASSISTS

24	Russell Westbrook	at San Antonio	1/10/19
22	Russell Westbrook	Phoenix	12/17/16
21	Russell Westbrook	Los Angeles Lakers	4/2/19
21	Russell Westbrook	at Denver	2/1/18
20	Russell Westbrook	at Cleveland	1/20/18
19	Russell Westbrook	Memphis	4/11/18
19	Russell Westbrook	at Brooklyn	3/14/17
19	Russell Westbrook	L.A. Clippers	3/9/16



OPPONENT GREATEST INDIVIDUAL PERFORMANCES

POINTS

56	LaMarcus Aldridge	at San Antonio	1/10/19
51	Damian Lillard	at Portland	3/7/19
51	Kevin Love	Minnesota	3/23/12
48	Monta Ellis	at Golden State	2/7/12
46	Stephen Curry	Golden State	2/27/16
46	James Harden	at Houston	2/20/13
46	Dirk Nowitzki	at Dallas	12/13/08
45	Paul George	at Indiana	3/19/16
45	Blake Griffin	Detroit	4/5/19
44	Anthony Davis	at New Orleans	12/12/18
44	LeBron James	Cleveland	12/13/09
44	Lou Williams	at L.A. Lakers	1/8/16
43	Anthony Davis	New Orleans	2/2/18
42	James Harden	at Houston	2/9/19
42	Jodie Meeks	at L.A. Lakers	3/9/14
42	Tony Parker	at San Antonio	2/4/12
42	Deron Williams	at Utah	4/6/10

REBOUNDS

23	Clint Capela	at Houston	12/25/18
23	Dwight Howard	at Orlando	12/5/08
21	Andris Biedriņš	Golden State	12/8/08
21	DeJuan Blair	San Antonio	1/13/10
21	DeAndre Jordan	LA Clippers	3/16/18
21	Kevin Love	at Minnesota	12/8/10
21	Kevin Love	at Minnesota	1/26/11
20	Zach Randolph	at Memphis	12/11/09
19	DeMarcus Cousins	Sacramento	1/4/16
19	Tim Duncan	San Antonio	3/16/12
19	J.J. Hickson	Denver	11/18/13
19	Dwight Howard	Orlando	11/12/08
19	David Lee	at Golden State	2/13/11
19	Joakim Noah	Chicago	10/27/10
19	Zach Randolph	Memphis	1/31/13
19	Zach Randolph	at New York	11/14/08
19	Karl-Anthony Towns	at Minnesota	10/27/17

ASSISTS

19	Rajon Rondo	Sacramento	1/4/16
17	Kendall Marshall	at L.A. Lakers	2/13/14
16	Tyreke Evans	New Orleans	2/6/15
16	James Harden	Houston	3/22/16
16	Chris Paul	at New Orleans	11/22/08
16	Chris Paul	at LA Clippers	11/13/13
16	Chris Paul	LA Clippers	3/9/16
16	Rajon Rondo	at Boston	11/23/12
16	Trae Young	Atlanta	1/24/20
15	José Calderón	at Toronto	12/3/10
15	Jrue Holiday	New Orleans	12/21/14
15	Ty Lawson	at Denver	11/19/14
15	Steve Nash	Phoenix	11/25/08
15	John Wall	at Washington	2/1/14
15	John Wall	Washington	11/30/16
15	Deron Williams	Utah	10/31/10



40+ POINTS PERFORMANCES

PLAYER	OPPONENT	DATE	POINTS	PLAYER	OPPONENT	DATE	POINTS
Russell Westbrook	Portland	3/7/17	58	Kevin Durant	New Orleans	2/2/11	43
Russell Westbrook	at Orlando	3/29/17	57	Russell Westbrook	at Indiana (OT)	11/26/10	43
Russell Westbrook	at Indiana	4/12/15	54	Russell Westbrook	Toronto	3/20/19	42
Kevin Durant	vs. Golden State	1/17/14	54	Paul George	LA Clippers	11/10/17	42
Kevin Durant	at Dallas (OT)	1/18/13	52	Russell Westbrook	Portland	2/5/17	42
Russell Westbrook	Phoenix	10/28/16	51	Russell Westbrook	at New Orleans	12/21/16	42
Kevin Durant	at Toronto (2OT)	3/21/14	51	Kevin Durant	Detroit	4/16/14	42
Kevin Durant	Denver (OT)	2/19/12	51	Kevin Durant	Houston	3/11/14	42
Russell Westbrook	at Denver	4/9/17	50	Kevin Durant	Philadelphia	3/4/14	42
Russell Westbrook	at Houston	1/5/17	49	Kevin Durant	L.A. Clippers	2/23/14	42
Russell Westbrook	Philadelphia (OT)	3/4/15	49	Kevin Durant	at Utah	10/30/13	42
Paul George	at Phoenix	3/3/17	48	Kevin Durant	at L.A. Lakers	1/11/13	42
Russell Westbrook	New Orleans	2/6/15	48	Kevin Durant	at Golden State	4/16/08	42
Kevin Durant	at Utah	1/7/14	48	Russell Westbrook	Sacramento	2/23/19	41
Kevin Durant	at Minnesota	1/4/14	48	Russell Westbrook	New Orleans	2/26/17	41
Paul George	Portland	2/11/19	47	Russell Westbrook	Orlando	11/13/16	41
Paul George	at Brooklyn	12/5/18	47	Kevin Durant	New York	2/9/14	41
Russell Westbrook	Golden State	2/11/17	47	Kevin Durant	Atlanta	1/27/14	41
Kevin Durant	at Minnesota (OT)	1/26/11	47	Kevin Durant	at Phoenix	1/14/13	41
Kevin Durant	New Orleans	2/17/09	47	Kevin Durant	at Atlanta	12/19/12	41
Russell Westbrook	Washington	1/25/18	46	Kevin Durant	Golden State	12/8/08	41
Russell Westbrook	Atlanta	12/19/16	46	Russell Westbrook	at Phoenix	12/28/18	40
Kevin Durant	Portland	1/21/14	46	Paul George	Memphis	4/11/18	40
Kevin Durant	at L.A. Clippers	1/23/09	46	Russell Westbrook	Milwaukee	12/29/17	40
Paul George	Utah	2/22/19	45	Russell Westbrook	Charlotte	4/2/17	40
Paul George	at Houston	2/9/19	45	Russell Westbrook	Houston	4/5/15	40
Russell Westbrook	at Memphis	4/5/17	45	Russell Westbrook	at Portland	2/27/15	40
Russell Westbrook	at Portland	3/2/17	45	Russell Westbrook	at Denver	2/9/15	40
Russell Westbrook	Dallas	1/26/17	45	Russell Westbrook	at New York	1/28/15	40
Russell Westbrook	at Boston	12/23/17	45	Russell Westbrook	Portland (OT)	12/23/14	40
Russell Westbrook	at New Orleans	2/4/15	45	Kevin Durant	Miami	2/14/13	40
Russell Westbrook	Minnesota (2OT)	3/23/12	45	Kevin Durant	Dallas	12/27/12	40
Kevin Durant	at Utah (OT)	4/6/10	45	James Harden	at Phoenix	4/18/12	40
Kevin Durant	San Antonio	3/22/10	45	Kevin Durant	Minnesota (2OT)	3/23/12	40
Kevin Durant	Golden State	1/31/10	45	Russell Westbrook	Denver (OT)	2/19/12	40
Russell Westbrook	at New Orleans	2/14/19	44	Kevin Durant	Washington (2OT)	1/28/11	40
Russell Westbrook	Golden State	4/3/18	44	Kevin Durant	Memphis	1/8/11	40
Kevin Durant	Phoenix (OT)	12/31/14	44	Kevin Durant	at Golden State	4/11/10	40
Kevin Durant	at Indiana	4/6/12	44	Kevin Durant	Minnesota	4/4/10	40
Kevin Durant	Denver	12/25/10	44	Kevin Durant	Indiana	1/9/10	40
Russell Westbrook	Utah	2/22/19	43	Kevin Durant	at New Jersey	12/28/09	40
Paul George	at Miami	2/1/19	43	Kevin Durant	L.A. Clippers	11/15/09	40
Paul George	at Utah	12/22/18	43				
Paul George	at Sacramento	12/19/18	43				
Russell Westbrook	at Phoenix	3/2/18	43				
Paul George	at Denver	2/1/18	43				
Russell Westbrook	Utah	2/28/17	43				
Russell Westbrook	at Chicago	3/5/15	43				
Kevin Durant	at Dallas (OT)	3/25/14	43				
Kevin Durant	at L.A. Lakers	2/13/14	43				
Kevin Durant	at Minnesota (2OT)	3/23/12	43				

40+ POINTS LEADERS

Kevin Durant	43
Russell Westbrook	43
Paul George	10



ALL-TIME 20+ REBOUNDS PERFORMANCES

PLAYER	OPPONENT	DATE	REBOUNDS
Steven Adams	at Sacramento	12/19/18	23
Steven Adams	Memphis	3/3/19	22
Serge Ibaka	Dallas	2/19/15	22
Nick Collison	Washington	3/26/08	21
Nick Collison	at Phoenix	1/9/07	21
Russell Westbrook	L.A. Lakers	4/2/19	20
Russell Westbrook	Memphis	4/11/18	20
Enes Kanter	at Portland	4/6/16	20
Serge Ibaka	Golden State (OT)	2/27/16	20
Steven Adams	at Washington (OT)	1/21/15	20
Serge Ibaka	at Milwaukee	11/16/13	20
Serge Ibaka	Phoenix	3/7/12	20
TOTAL: 12			

20+ REBOUNDS LEADERS

Serge Ibaka	4
Steven Adams	3
Nick Collison	2
Russell Westbrook	2
Enes Kanter	1
TOTAL: 12	

20-20 CLUB

PLAYER	DATE	OPPONENT	POINTS	REBOUNDS
Nick Collison	1/9/07	at Phoenix	29	21
Serge Ibaka	2/19/15	Dallas	21	22
Enes Kanter	4/6/16	at Portland	33	20
Steven Adams	12/19/18	at Sacramento	20	23
Russell Westbrook *	4/2/19	Los Angeles Lakers	20	20
TOTAL: 5				

* Westbrook's stat line also included 21 assists, making it the second such game in NBA history (Wilt Chamberlain, 1968).

Steven Adams	1
Serge Ibaka	1
Nick Collison	1
Enes Kanter	1
Russell Westbrook	1
TOTAL: 5	



AWARD WINNERS

ALL-NBA TEAM

2009-10	Kevin Durant (First Team)
2010-11	Kevin Durant (First Team) Russell Westbrook (Second Team)
2011-12	Kevin Durant (First Team) Russell Westbrook (Second Team)
2012-13	Kevin Durant (First Team) Russell Westbrook (Second Team)
2013-14	Kevin Durant (First Team)
2014-15	Russell Westbrook (Second Team)
2015-16	Russell Westbrook (First Team) Kevin Durant (Second Team)
2016-17	Russell Westbrook (First Team)
2017-18	Russell Westbrook (Second Team) Paul George (Third Team)
2018-19	Paul George (First Team) Russell Westbrook (Third Team)
2019-20	Chris Paul (Second Team)

NBA ALL-DEFENSIVE TEAM

2009-10	Thabo Sefolosha (Second Team)
2011-12	Serge Ibaka (First Team)
2012-13	Serge Ibaka (First Team)
2013-14	Serge Ibaka (First Team)
2016-17	Andre Roberson (Second Team)
2018-19	Paul George (First Team)

NBA ALL-ROOKIE TEAM

2007-08	Kevin Durant (First Team) Jeff Green (First Team)
2008-09	Russell Westbrook (First Team)
2009-10	James Harden (Second Team)
2013-14	Steven Adams (Second Team)

KIA NBA MOST VALUABLE PLAYER

2016-17	Russell Westbrook
2013-14	Kevin Durant

T-MOBILE NBA ROOKIE OF THE YEAR

2007-08	Kevin Durant
---------	--------------

KIA SIXTH MAN OF THE YEAR

2011-12	James Harden
---------	--------------

NBA COACH OF THE YEAR

2009-10	Scott Brooks
---------	--------------

SEASON-LONG KIA COMMUNITY ASSIST AWARD

2014-15	Russell Westbrook
2019-20	Chris Paul

LEAGUE LEADERS/ALL-STARS



LEAGUE LEADERS

PLAYER	YEAR	CATEGORY	AVG/PCT
Kevin Durant	2009-10	Points	30.1
Kevin Durant	2010-11	Points	27.7
Kevin Durant	2011-12	Points	28.0
Serge Ibaka	2011-12	Blocks	3.65
Kevin Durant	2012-13	Free Throw Pct.	.905
Serge Ibaka	2012-13	Blocks	3.03
Kevin Durant	2013-14	Points	32.0
Russell Westbrook	2014-15	Points	28.1
Russell Westbrook	2016-17	Points	31.6
Russell Westbrook	2017-18	Assists	10.2
Paul George	2018-19	Steals	2.21
Russell Westbrook	2018-19	Assists	10.7

NBA RECORD HOLDERS

PLAYER	DATE/SEASON	CATEGORY	RECORD
Russell Westbrook	2016-17	Triple-doubles	Broke record for most triple-doubles in a season: 42
Russell Westbrook	2016-19	Triple-doubles	First player to average a triple-double in 3 consecutive seasons

ALL-STAR GAME PARTICIPANTS

2010	Kevin Durant
2011	Kevin Durant* Russell Westbrook
2012	Kevin Durant*# Russell Westbrook Coaching Staff
2013	Kevin Durant* Russell Westbrook
2014	Kevin Durant* Coaching Staff
2015	Kevin Durant Russell Westbrook#
2016	Kevin Durant* Russell Westbrook*#
2017	Russell Westbrook
2018	Paul George Russell Westbrook*
2019	Paul George* Russell Westbrook
2020	Chris Paul

* Starter

All-Star Game Most Valuable Player



YEAR-BY-YEAR STATISTICAL LEADERS

SCORING

MINIMUM 70 GAMES OR 1,400 POINTS

YEAR	PLAYER	G	PTS	AVG
08-09	Kevin Durant	74	1871	25.3
09-10	Kevin Durant	82	2472	30.1
10-11	Kevin Durant	78	2161	27.7
11-12	Kevin Durant	66	1850	28.0
12-13	Kevin Durant	81	2280	28.1
13-14	Kevin Durant	81	2593	32.0
14-15	Russell Westbrook	67	1886	28.1
15-16	Kevin Durant	72	2029	28.2
16-17	Russell Westbrook	81	2558	31.6
17-18	Russell Westbrook	80	2028	25.4
18-19	Paul George	77	2159	28.0
19-20	Shai Gilgeous-Alexander	70	1331	19.0

REBOUNDING

MINIMUM 70 GAMES OR 800 REBOUNDS

YEAR	PLAYER	G	REB	AVG
08-09	Jeff Green	78	519	6.7
09-10	Kevin Durant	82	623	7.6
10-11	Serge Ibaka	82	622	7.6
11-12	Kevin Durant	66	527	8.0
12-13	Kevin Durant	81	640	7.9
13-14	Serge Ibaka	81	709	8.8
14-15	Steven Adams	70	523	7.5
15-16	Enes Kanter	78	664	8.1
16-17	Russell Westbrook	81	864	10.7
17-18	Russell Westbrook	80	804	10.1
18-19	Russell Westbrook	73	807	11.1
19-20	Steven Adams	63	583	9.3

YEAR-BY-YEAR STATISTICAL LEADERS



ASSISTS

MINIMUM 70 GAMES OR 400 ASSISTS

YEAR	PLAYER	G	AST	AVG
08-09	Russell Westbrook	82	435	5.3
09-10	Russell Westbrook	82	652	8.0
10-11	Russell Westbrook	82	670	8.2
11-12	Russell Westbrook	66	362	5.5
12-13	Russell Westbrook	82	607	7.4
13-14	Kevin Durant	81	445	5.5
14-15	Russell Westbrook	67	574	8.6
15-16	Russell Westbrook	80	834	10.4
16-17	Russell Westbrook	81	840	10.4
17-18	Russell Westbrook	80	820	10.3
18-19	Russell Westbrook	73	784	10.7
19-20	Chris Paul	70	472	6.7

MINUTES PLAYED

MINIMUM 70 GAMES OR 2,000 MINUTES

YEAR	PLAYER	G	MIN	AVG
08-09	Kevin Durant	74	2885	39.0
09-10	Kevin Durant	82	3239	39.5
10-11	Kevin Durant	78	3038	38.9
11-12	Kevin Durant	66	2546	38.6
12-13	Kevin Durant	81	3119	38.5
13-14	Kevin Durant	81	3122	38.5
14-15	Russell Westbrook	67	2302	34.4
15-16	Russell Westbrook	80	2750	34.4
16-17	Russell Westbrook	81	2802	34.6
17-18	Paul George	79	2891	36.3
18-19	Paul George	77	2841	36.9
19-20	Shai Gilgeous-Alexander	70	2428	34.7



YEAR-BY-YEAR STATISTICAL LEADERS

STEALS

MINIMUM 70 GAMES OR 125 STEALS

YEAR	PLAYER	G	ST	AVG
08-09	Russell Westbrook	82	110	1.34
09-10	Kevin Durant	82	112	1.37
10-11	Russell Westbrook	82	155	1.89
11-12	Russell Westbrook	66	112	1.70
12-13	Russell Westbrook	82	145	1.77
13-14	Kevin Durant	81	103	1.27
14-15	Russell Westbrook	67	140	2.09
15-16	Russell Westbrook	80	163	2.04
16-17	Russell Westbrook	81	132	1.63
17-18	Paul George	79	161	2.04
18-19	Paul George	77	170	2.21
19-20	Chris Paul	70	111	1.59

BLOCKED SHOTS

MINIMUM 70 GAMES OR 100 BLOCKED SHOTS

YEAR	PLAYER	G	BS	AVG
08-09	Kevin Durant	74	53	0.72
09-10	Serge Ibaka	73	97	1.33
10-11	Serge Ibaka	82	198	2.41
11-12	Serge Ibaka	66	241	3.65
12-13	Serge Ibaka	80	243	3.03
13-14	Serge Ibaka	81	219	2.70
14-15	Serge Ibaka	64	155	2.42
15-16	Serge Ibaka	78	148	1.90
16-17	Andre Roberson	79	79	1.00
17-18	Steven Adams	76	78	1.02
18-19	Jerami Grant	80	100	1.25
19-20	Nerlens Noel	61	91	1.49

YEAR-BY-YEAR STATISTICAL LEADERS



FIELD GOAL PERCENTAGE

MINIMUM 250 FG MADE

YEAR	PLAYER	FG	FGA	PCT
08-09	Kevin Durant	661	1390	.476
09-10	Nenad Krstic	281	560	.502
10-11	Serge Ibaka	335	617	.543
11-12	Serge Ibaka	262	490	.535
12-13	Serge Ibaka	446	778	.595
13-14	Serge Ibaka	524	978	.536
14-15	Serge Ibaka	374	786	.476
15-16	Steven Adams	261	426	.613
16-17	Steven Adams	374	655	.571
17-18	Steven Adams	448	712	.629
18-19	Steven Adams	481	809	.595
19-20	Steven Adams	283	478	.592

FREE THROW PERCENTAGE

MINIMUM 125 FT MADE

YEAR	PLAYER	FT	FTA	PCT
08-09	Kevin Durant	452	524	.863
09-10	Kevin Durant	756	840	.900
10-11	Kevin Durant	594	675	.880
11-12	Kevin Durant	431	501	.860
12-13	Kevin Durant	679	750	.905
13-14	Reggie Jackson	158	177	.893
14-15	Kevin Durant	146	171	.854
15-16	Kevin Durant	447	498	.898
16-17	Russell Westbrook	710	840	.845
17-18	Paul George	338	411	.822
18-19	Paul George	453	540	.839
19-20	Chris Paul	253	279	.907



YEAR-BY-YEAR STATISTICS

Year	G	FGM	FGA	PCT3FGM	3FGA	PCT	FTM	FTA	PCT	REB	AST	STL	TO	BS	PTS	AVG	
08-09	82	2999	6716	.447	328	949	.346	1626	2069	.786	3469	1663	608	1330	371	7952	97.0
09-10	82	3063	6629	.462	418	1229	.340	1778	2210	.805	3567	1639	654	1227	481	8322	101.5
10-11	82	3066	6609	.464	487	1403	.347	1977	2401	.823	3507	1672	654	1156	487	8596	104.8
11-12	66	2462	5228	.471	472	1317	.358	1406	1744	.806	2883	1224	498	1079	539	6802	103.1
12-13	82	3126	6504	.481	598	1588	.377	1819	2196	.828	3579	1753	679	1253	624	8669	105.7
13-14	82	3194	6782	.471	664	1839	.361	1653	2052	.806	3668	1794	678	1256	501	8705	106.2
14-15	82	3184	7119	.447	632	1864	.339	1524	2020	.754	3896	1681	598	1205	454	8524	104.0
15-16	82	3372	7082	.476	678	1946	.348	1616	2067	.782	3987	1883	603	1305	487	9038	110.2
16-17	82	3237	7169	.452	692	2116	.327	1575	2113	.745	3823	1721	648	1230	408	8741	106.6
17-18	82	3271	7221	.453	881	2491	.354	1421	1985	.716	3695	1750	743	1147	412	8844	107.9
18-19	82	3497	7706	.454	932	2677	.348	1461	2049	.713	3942	1917	766	1145	425	9387	114.5
19-20	72	2879	6156	.468	770	2171	.355	1422	1787	.796	3088	1562	550	986	353	7959	110.4

ALL-TIME HIGH PERFORMANCES



ALL-TIME SEASON-HIGH TEAM PERFORMANCES

Points	9,387	2018-19	Avg. 114.5
Field Goals Made	3,497	2018-19	Avg. 42.6
Field Goals Attempted	7,706	2018-19	Avg. 93.9
Field Goal Percentage	.481	2012-13	
Three-Point Field Goals Made	932	2018-19	Avg. 11.4
Three-Point Field Goals Attempted	2,677	2018-19	Avg. 30.4
Three-Point Field Goal Percentage	.377	2012-13	
Free Throws Made	1,977	2010-11	Avg. 24.1
Free Throws Attempted	2,401	2010-11	Avg. 29.3
Free Throw Percentage	.828	2012-13	
Offensive Rebounds	1,071	2015-16	Avg. 13.1
Defensive Rebounds	2,916	2015-16	Avg. 35.6
Total Rebounds	3,987	2015-16	Avg. 48.6
Assists	1,917	2018-19	Avg. 23.4
Steals	766	2018-19	Avg. 9.34
Blocked Shots	624	2012-13	Avg. 7.61
Most Turnovers	1,330	2008-09	Avg. 14.9
Fewest Turnovers	986	2019-20	Avg. 13.7
Personal Fouls	1,858	2013-14	Avg. 22.6

ALL-TIME SEASON-HIGH INDIVIDUAL PERFORMANCES

Points	2,593	Kevin Durant	2013-14
Scoring Average	32.0	Kevin Durant	2013-14
Field Goals Made	849	Kevin Durant	2013-14
Field Goals Attempted	1,941	Russell Westbrook	2016-17
Field Goal Percentage	.684	Nerlens Noel	2019-20
Three-Point Field Goals Made	292	Paul George	2018-19
Three-Point Field Goals Attempted	757	Paul George	2018-19
Three-Point Field Goal Percentage	.434	Anthony Morrow	2014-15
Free Throws Made	756	Kevin Durant	2009-10
Free Throws Attempted	840	Russell Westbrook	2016-17
		Kevin Durant	2009-10
Free Throw Percentage	.907	Chris Paul	2019-20
Offensive Rebounds	391	Steven Adams	2018-19
Defensive Rebounds	727	Russell Westbrook	2016-17
Total Rebounds	864	Russell Westbrook	2016-17
Average Rebounds	11.1	Russell Westbrook	2018-19
Assists	840	Russell Westbrook	2016-17
Average Assists	10.7	Russell Westbrook	2018-19
Steals	170	Paul George	2018-19
Average Steals	2.21	Paul George	2018-19
Blocked Shots	242	Serge Ibaka	2012-13
Average Blocked Shots	3.65	Serge Ibaka	2011-12
Minutes Played	3239	Kevin Durant	2009-10
Average Minutes Played	39.5	Kevin Durant	2009-10

MISCELLANEOUS INDIVIDUAL RECORDS

Most Consecutive Free Throws Made:	52	Kevin Durant	3/10/10 to 3/19/10
Most Consecutive Field Goals Made in a Game:	12	Serge Ibaka	1/31/14 at Brooklyn
Most Consecutive Field Goals Made:	17	Enes Kanter	2/25/16 to 2/29/16



ALL-TIME PLAYOFF RECORDS



OKLAHOMA CITY ERA TEAM PLAYOFF RECORDS

Thunder Records

MOST POINTS SCORED:

Game:	133	Golden State	5/22/16
	133	at Memphis (3OT)	5/9/11
Half:	73	at Dallas	4/21/16
Quarter:	45	Golden State	5/22/16

FIELD GOALS MADE:

Game:	47	at Portland	4/23/19
Half:	28	Houston	4/21/17
	28	Dallas	5/23/11
Quarter:	17	Golden State	5/22/16

FIELD GOALS ATTEMPTED:

Game:	97	at Houston	4/19/17
Half:	51	LA Lakers	5/21/12
Quarter:	29	at Houston	4/19/17

FREE THROWS MADE:

Game:	42	at Memphis (3OT)	5/9/11
	42	LA Lakers	4/24/10
Half:	27	at Dallas	5/17/11
Quarter:	15 (3x)	MR: Golden State	5/24/16

FREE THROWS ATTEMPTED:

Game:	50	at Memphis (3OT)	5/9/11
Half:	31	at Dallas	5/17/11
Quarter:	20	Golden State	5/24/16

THREE-POINT FIELD GOALS MADE:

Game:	16	at Houston	9/2/20
Half:	10	at Houston	9/2/20
Quarter:	7	at Miami	6/21/12

THREE-POINT FIELD GOALS ATTEMPTED:

Game:	46	at Houston	8/29/20
Half:	25 (3x)	MR: at Houston	8/29/20
Quarter:	15	at Utah	4/27/18

REBOUNDS:

Game:	58	at Houston	8/29/20
		at Memphis (OT)	4/26/14
Half:	33 (3x)	MR: Golden State	5/22/16
Quarter:	20	Golden State	5/22/16
		L.A. Lakers	5/21/12

ASSISTS:

Game:	28	at Dallas	4/21/16
	28	Houston	4/21/13
Half:	16 (3x)	MR: Houston	4/21/17
Quarter:	10 (2x)	MR: Houston	4/21/17

STEALS:

Game:	16	Golden State	5/24/16
Half:	10	Houston	8/31/20
Quarter:	7 (2x)	MR: Houston	8/31/20

BLOCKS:

Game:	17	at L.A. Lakers	4/20/10
Half:	12	Houston	4/23/17
Quarter:	6	at Houston	8/29/20

TURNOVERS:

Game:	25	Dallas (OT)	5/23/11
Half:	13	at Memphis	4/26/14
	13	Dallas	5/23/11
Quarter:	9 (4x)	MR: at Houston	8/20/20
Low Game:	4	LA Lakers	5/14/12

Opponent Records

MOST POINTS SCORED:

Game:	124	at San Antonio	4/30/16
Half:	73	at San Antonio	4/30/16
Quarter:	43 (2x)	MR: Portland	4/19/19

FIELD GOALS MADE:

Game:	51	at San Antonio	4/30/16
Half:	29	at San Antonio	4/30/16
	29	at San Antonio	5/19/14
Quarter:	18	at San Antonio	4/30/16

FIELD GOALS ATTEMPTED:

Game:	111	at Memphis (3OT)	5/9/11
Half:	50	at Houston	4/16/17
Quarter:	28 (2x)	MR: Houston	4/23/17

FREE THROWS MADE:

Game:	41	at LA Lakers	5/18/12
Half:	26 (2x)	at Houston	4/25/17
Quarter:	17	at LA Lakers	5/18/12

FREE THROWS ATTEMPTED:

Game:	45	at Denver	4/23/11
Half:	30 (2x)	MR: at Houston	4/25/17
Quarter:	20	at Denver	4/23/11

THREE-POINT FIELD GOALS MADE:

Game:	23	Houston	8/24/20
Half:	13 (2x)	MR: at Houston	8/29/20
Quarter:	9	Houston	8/24/20

THREE-POINT FIELD GOALS ATTEMPTED:

Game:	58	Houston	8/24/20
Half:	35	at Houston	8/20/20
Quarter:	19 (2x)	MR: Houston	8/24/20

REBOUNDS:

Game:	64	at Memphis (3OT)	5/9/11
Half:	31 (4x)	Houston	4/24/13
Quarter:	20	at Houston	8/29/20
		at Houston	4/16/17

ASSISTS:

Game:	39	at San Antonio	4/30/16
Half:	22	at San Antonio	4/30/16
Quarter:	13	at San Antonio	4/30/16

STEALS:

Game:	15	Dallas (OT)	5/23/11
Half:	9 (2x)	MR: Houston	4/23/17
Quarter:	6 (7x)	MR: at Houston	8/31/20

BLOCKS:

Game:	12	at Houston	4/27/13
Half:	7	at L.A. Lakers	4/27/10
Quarter:	5 (2x)	MR: at Houston	4/27/13

TURNOVERS:

Game:	22	Houston	8/31/20
		at Houston	4/29/13
Half:	13 (3x)	MR: Golden State	5/24/16
Quarter:	10 (2x)	MR: Houston	8/31/20
Low Game:	6	Memphis	4/19/14
		at LA Clippers	5/9/14

OKLAHOMA CITY ERA INDIVIDUAL PLAYOFF RECORDS



Thunder Records

POINTS:

Game:	51	Russell Westbrook at Houston	4/19/17
Half:	33	Russell Westbrook vs. Utah	4/25/18
Quarter:	20(3x) MR:	Russell Westbrook at Utah	4/27/18

REBOUNDS:

Game:	19	Kevin Durant vs. LA Lakers	4/22/10
Half:	12	Kevin Durant at LA Clippers	5/15/14
Quarter:	8(3x)MR:	Steven Adams vs. Houston	8/31/20

ASSISTS:

Game:	16	Russell Westbrook vs. Memphis	5/3/14
Half:	9	Russell Westbrook vs. Utah	4/18/18
Quarter:	7	Russell Westbrook at LA Clippers	5/15/14

STEALS:

Game:	7	Russell Westbrook at Golden State	5/16/16
Half:	6 (5x) MR:	Russell Westbrook at Golden State	5/16/16
Quarter:	4 (3x) MR:	Russell Westbrook vs. San Antonio	5/27/14

BLOCKS:

Game:	9	Serge Ibaka vs. Denver	4/27/11
Half:	5	Andre Roberson vs. Houston	4/23/17
	5	Serge Ibaka vs. LA Lakers	5/16/12
	5	Serge Ibaka vs. Denver	4/27/11
Quarter:	5	Serge Ibaka vs. Denver	4/27/11

FIELD GOALS MADE:

Game:	20	Russell Westbrook at Miami	6/19/12
Half:	12	Russell Westbrook vs. Utah	4/25/18
Quarter:	7 (5x) MR:	Russell Westbrook at Utah	4/27/18

FIELD GOALS ATTEMPTED:

Game:	43	Russell Westbrook at Houston	4/19/17
Half:	28 (2x) MR:	Russell Westbrook at Utah	4/27/18
Quarter:	18	Russell Westbrook at Houston	4/19/17

THREE-POINT FIELD GOALS MADE:

Game:	8	Paul George vs. Utah	4/15/18
Half:	6	Russell Westbrook at Utah	4/27/18
Quarter:	4 (3x) MR:	Russell Westbrook at Utah	4/27/18

THREE-POINT FIELD GOALS ATTEMPTED:

Game:	19	Russell Westbrook at Utah	4/27/18
Half:	15	Russell Westbrook at Utah	4/27/18
Quarter:	8	Russell Westbrook at Utah	4/27/18

FREE THROWS MADE:

Game:	18	Kevin Durant at Dallas	5/17/11
Half:	14	Kevin Durant at Dallas	5/17/11
Quarter:	8	Kevin Durant at Dallas	5/17/11

FREE THROWS ATTEMPTED:

Game:	19	Kevin Durant at Dallas	5/17/11
Half:	15	Kevin Durant at Dallas	5/17/11
Quarter:	9	(4x) MR: Kevin Durant vs. Memphis	5/15/13

Opponent Records

POINTS:

Game:	50	Damian Lillard at Portland	4/23/19
Half:	34	Damian Lillard at Portland	4/23/19
Quarter:	25	Damian Lillard at Portland	4/23/19

REBOUNDS:

Game:	21	Marc Gasol at Memphis (3OT)	5/9/11
	21	Zach Randolph at Memphis (OT)	5/7/11
Half:	14	Marc Gasol at Memphis	5/9/11
Quarter:	10	Marc Gasol at Memphis	5/9/11

ASSISTS:

Game:	16	Chris Paul at LA Clippers	5/9/14
Half:	10	Tony Parker vs. San Antonio	6/6/12
Quarter:	7	Zaza Pachulia vs. Dallas	4/25/16

STEALS:

Game:	7	Jason Kidd vs. Dallas	4/28/12
Half:	5 (3x) MR:	Patrick Beverley vs. Houston	4/23/17
Quarter:	5	Patrick Beverley vs. Houston	4/23/17

BLOCKS:

Game:	6	Marc Gasol at Memphis	5/13/13
Half:	4	Marc Gasol at Memphis	5/13/13
	4	Tim Duncan vs. San Antonio	5/31/12
Quarter:	3 (4x) MR:	Maurice Harkless at Portland	4/14/19

FIELD GOALS MADE:

Game:	18	Kobe Bryant vs. LA Lakers	5/21/12
Half:	12	Damian Lillard at Portland	4/23/19
	12	LaMarcus Aldridge at San Antonio	4/30/16
Quarter:	8 (2x) MR:	Damian Lillard at Portland	4/19/19

FIELD GOALS ATTEMPTED:

Game:	33	Damian Lillard at Portland	4/23/19
Half:	20	James Harden at Houston	4/16/17
Quarter:	11	(7x) MR: Damian Lillard at Portland	4/19/19

THREE-POINT FIELD GOALS MADE:

Game:	11	Klay Thompson vs. Golden State	5/28/16
Half:	7	Klay Thompson vs. Golden State	5/28/16
Quarter:	5 (2x) MR:	Klay Thompson vs. Golden State	5/28/16

THREE-POINT FIELD GOALS ATTEMPTED:

Game:	18	Damian Lillard at Portland	4/23/19
	18	Klay Thompson vs. Golden State	5/28/16
Half:	10 (2x) MR:	James Harden vs. Houston	8/24/20
Quarter:	7	James Harden at Houston	4/25/17

FREE THROWS MADE:

Game:	24	Dirk Nowitzki at Dallas	5/17/11
Half:	19	Dirk Nowitzki at Dallas	5/17/11
Quarter:	13	Dirk Nowitzki at Dallas	5/17/11

FREE THROWS ATTEMPTED:

Game:	24	Dirk Nowitzki at Dallas	5/17/11
Half:	19	Dirk Nowitzki at Dallas	5/17/11
Quarter:	16	Omer Asik vs. Houston	5/1/13



POSTSEASON LEADERS

GAMES PLAYED

1.	Russell Westbrook	98
2.	Kevin Durant	91
3.	Serge Ibaka	89
4.	Nick Collison	80
5.	Thabo Sefolosha	69
6.	Kendrick Perkins	67
7.	Steven Adams	59
8.	Derek Fisher	50
9.	James Harden	43
10.	Daequan Cook	33

MINUTES

1.	Kevin Durant	3816
2.	Russell Westbrook	3720
3.	Serge Ibaka	2761
4.	Steven Adams	1610
5.	Kendrick Perkins	1590
6.	Thabo Sefolosha	1453
7.	Nick Collison	1314
8.	James Harden	1287
9.	Derek Fisher	1006
10.	Reggie Jackson	899

POINTS

1.	Kevin Durant	2620
2.	Russell Westbrook	2489
3.	Serge Ibaka	971
4.	James Harden	593
5.	Steven Adams	485
6.	Reggie Jackson	363
7.	Thabo Sefolosha	331
8.	Nick Collison	299
9.	Derek Fisher	294
10.	Paul George	291

REBOUNDS

1.	Kevin Durant	730
2.	Russell Westbrook	685
3.	Serge Ibaka	599
4.	Steven Adams	441
5.	Kendrick Perkins	370
6.	Nick Collison	293
7.	James Harden	208
8.	Thabo Sefolosha	204
9.	Andre Roberson	134
10.	Reggie Jackson	126

ASSISTS

1.	Russell Westbrook	778
2.	Kevin Durant	340
3.	James Harden	140
4.	Reggie Jackson	86
5.	Thabo Sefolosha	78
6.	Nick Collison	66
7.	Steven Adams	49
8.	Derek Fisher	49
9.	Serge Ibaka	47
10.	Kendrick Perkins	47

STEALS

1.	Russell Westbrook	184
2.	Kevin Durant	99
3.	Thabo Sefolosha	73
4.	James Harden	58
5.	Nick Collison	49
6.	Serge Ibaka	42
7.	Derek Fisher	37
8.	Andre Roberson	35
9.	Steven Adams	29
10.	Kendrick Perkins	23

SCORING AVG (MIN. 10 GMS)

1.	Kevin Durant	28.8
2.	Paul George	26.5
3.	Russell Westbrook	25.4
4.	Dennis Schröder	15.8
5.	Kevin Martin	14.0
6.	James Harden	13.8
7.	Reggie Jackson	12.1
8.	Serge Ibaka	10.9
9.	Jerami Grant	9.2
10.	Enes Kanter	8.4

BLOCKED SHOTS

1.	Serge Ibaka	222
2.	Kevin Durant	106
3.	Steven Adams	58
4.	Kendrick Perkins	49
5.	Nick Collison	39
6.	Andre Roberson	36
7.	Russell Westbrook	28
8.	Thabo Sefolosha	25
9.	James Harden	16
10.	Jerami Grant	15

FIELD GOALS MADE

1.	Kevin Durant	877
2.	Russell Westbrook	861
3.	Serge Ibaka	402
4.	Steven Adams	203
5.	James Harden	171
6.	Reggie Jackson	132
7.	Nick Collison	127
8.	Thabo Sefolosha	124
9.	Derek Fisher	104
10.	Kendrick Perkins	100

FIELD GOALS ATTEMPTED

1.	Russell Westbrook	2097
2.	Kevin Durant	1926
3.	Serge Ibaka	784
4.	James Harden	384
5.	Steven Adams	324
6.	Thabo Sefolosha	312
7.	Reggie Jackson	280
8.	Derek Fisher	261
9.	Kendrick Perkins	236
10.	Nick Collison	233

POSTSEASON LEADERS



FREE THROWS MADE

1.	Kevin Durant	682
2.	Russell Westbrook	627
3.	James Harden	190
4.	Serge Ibaka	126
5.	Steven Adams	79
6.	Paul George	71
7.	Reggie Jackson	65
8.	Kendrick Perkins	55
9.	Nick Collison	43
10.	Enes Kanter	42

FREE THROWS ATTEMPTED

1.	Kevin Durant	804
2.	Russell Westbrook	745
3.	James Harden	225
4.	Serge Ibaka	164
5.	Steven Adams	148
6.	Paul George	85
7.	Kendrick Perkins	77
8.	Reggie Jackson	73
9.	Nick Collison	61
10.	Enes Kanter	49

3-POINT FIELD GOALS MADE

1.	Kevin Durant	184
2.	Russell Westbrook	140
3.	James Harden	61
4.	Derek Fisher	54
5.	Serge Ibaka	41
6.	Thabo Sefolosha	41
7.	Paul George	34
8.	Reggie Jackson	34
9.	Daequan Cook	24
T-10.	Caron Butler	21
T-10.	Dion Waiters	21

3-POINT FIELD GOALS ATT.

1.	Kevin Durant	559
2.	Russell Westbrook	464
3.	James Harden	170
4.	Thabo Sefolosha	149
5.	Derek Fisher	140
6.	Paul George	99
7.	Serge Ibaka	96
8.	Reggie Jackson	96
9.	Daequan Cook	70
10.	Dennis Schröder	65



IN THE PLAYOFFS, THE LAST TIME THE THUNDER...

Scored 110+ points	Houston, 8/24/20	W, 117-114
Scored 120+ points	Portland, 4/19/19	W, 120-108
Shot 50% or higher	at Portland, 4/23/19	.547 (47-86); L, 115-118
Shot 55% or higher	at Dallas, 4/21/16	.577 (45-78); W, 131-102
Shot 60% or higher	Memphis, 5/31/14	.609 (42-69); W, 120-109
Shot 80% from the free throw line	Houston, 8/31/20	.889 (16-18), W, 104-100
Shot 90% from the free throw line	San Antonio, 5/6/16	.900 (18-20); L, 96-100
Made 10+ three-pointers	at Houston, 9/2/20	16 3-PT FG, L, 102-104
Made 15+ three-pointers	at Houston, 9/2/20	16 3-PT FG, L, 102-104
Shot 50% or higher from three-point range	Portland, 4/19/19	.517 (15-29); W, 120-108
Shot 60% or higher from three-point range	at L.A. Lakers, 5/10/98	.615 (8-13); L, 100-112
Grabbed 50+ rebounds	Houston, 8/31/20	51 rebounds, W, 104-100
Grabbed 55+ rebounds	at Houston, 8/29/20	58 rebounds, L, 80-114
Grabbed 60+ rebounds	at Memphis, 5/9/12	62 rebounds; W, 133-123 (3OT)
Handed out 25+ assists	Portland, 4/19/19	27 assists; W, 120-108
Handed out 30+ assists	at Phoenix, 5/1/97	33 assists; W, 122-115 (OT)
Had 10+ steals	Houston, 8/31/20	10 steals, W, 104-100
Had 15+ steals	Golden State, 5/24/16	16 steals; W, 118-94
Had 10+ blocks	Golden State, 5/28/16	10 blocks; L, 101-108
Had five starters score in double-figures	Golden State, 5/24/16	Adams, Durant, Ibaka, Roberson, Westbrook
Had six players score in double-figures	Golden State, 5/24/16	Adams, Durant, Ibaka, Roberson, Waiters, Westbrook
Had two players score 20+ points	Houston, 8/31/20	Paul (28), Gallinari (25)
Had three players score 20+ points	Houston, 8/31/20	Schröder (29), Paul (26), Gilgeous-Alexander (23), Gallinari (20)
Had four players score 20+ points	Houston, 8/31/20	Schröder (29), Paul (26), Gilgeous-Alexander (23), Gallinari (20)
Had two players score 30+ points	Utah, 4/25/18	George (34) and Westbrook (45)
Had a player score 20+ points and 30+ points	Houston, 8/24/20	Schröder (30) and Paul (26)
Had a player score 30+ points and 40+ points	Utah, 4/25/18	Westbrook (45), George (34)
Had two players record a double-double	at Houston, 8/29/20	Adams (12 pts/14 reb) Bazley (10 pts/12 reb)
Had three players record a double-double	Golden State, 5/24/16	Westbrook (36 pts/11 ast/11 reb) Durant (26 pts, 11 reb) Roberson (17 pts/12 reb)
Had a reserve score 20+ points	Houston, 8/24/20	Schröder (30)
Had a reserve score 30+ points	Houston, 8/24/20	Schröder (30)
Had a player foul out	at Portland, 4/14/19	George
Had a player ejected	at Dallas, 4/23/16	Durant



IN THE PLAYOFFS, THE LAST TIME THE THUNDER...

IN THE PLAYOFFS, THE LAST TIME A THUNDER PLAYER...

Scored 30+ points	Luguentz Dort, at Houston, 9/2/20	30 points
Scored 40+ points	Russell Westbrook, at Utah, 4/27/18	46 points
Grabbed 15+ rebounds	Steven Adams, at Utah, 4/27/18	16 rebounds
Grabbed 20+ rebounds
Handed out 10+ assists	Chris Paul, at Houston, 9/2/20	12 assists
Handed out 15+ assists	Russell Westbrook, vs. San Antonio, 5/8/16	15 assists
Had a 20/20 game

IN THE PLAYOFFS, THE LAST TIME A THUNDER OPPONENT PLAYER...

Scored 30+ points	James Harden, Houston, 8/31/20	32 points
Scored 40+ points	Damian Lillard, at Portland, 4/23/19	50 points
Scored 50+ points	Damian Lillard, at Portland, 4/23/19	50 points
Grabbed 15+ rebounds	Enes Kanter, at Portland, 4/14/19	18 rebounds
Grabbed 20+ rebounds	Marc Gasol, at Memphis, 5/9/11	21 rebounds
Handed out 10+ assists	James Harden, Houston, 8/24/20	15 assists
Handed out 15+ assists	James Harden, Houston, 8/24/20	15 assists
Had a 20/20 game	Marc Gasol, at Memphis, 5/9/11	26 pts/21 rebs

THUNDER OPPONENTS



ATLANTA HAWKS

CENTENNIAL TOWER
101 Marietta Street, Suite 1900
Atlanta, GA 30303 • 404-878-3800



Lloyd Pierce
Head Coach

DIRECTORY

Principal Owner & Chair of Board of Directors/NBA
Governor: Tony Ressler
Chief Executive Officer: Steve Koonin
President of Basketball Operations/General Manager:
Travis Schlenk
Head Coach: Lloyd Pierce
Assistant Coaches: Nate McMillan, Melvin Hunt, Chris Jent,
Marlon Garnett, Matt Hill
Special Assistant to the Head Coach: Nate Babcock
Head Athletic Trainer: Scottie Parker
Senior Vice President of Public Relations: Garin Narain
Senior Director of Media Relations: Jon Steinberg
Manager of Media Relations: Jelani Downing

GENERAL INFORMATION

Home Court: State Farm Arena (16,888)
Radio: 92.9 The Game
Steve Holman, Mike Conti
Television: FOX Sports Southeast
Bob Rathbun, Dominique Wilkins, Kelly Crull
Team Colors: Torch Red, Infinity Black, Legacy Yellow,
Granite Gray

LARGEST WINNING MARGIN

OKC: 29 1/24/20 at OKC 140-111
Atlanta: 16 1/15/19 at Atlanta 126-142

CURRENT STREAKS VS. HAWKS

SITE	LAST WIN	SCORE	LAST LOSS	SCORE	STREAK
At Home	1/24/20	140-111	12/19/16	108-110	Won 3
At Atlanta	3/13/18	119-107	1/15/19	126-142	Lost 1
Overall	1/24/20	140-111	1/15/19	126-142	Won 1

ALL-TIME OKLAHOMA CITY VS. ATLANTA

Season	Home	Away	Neutral	Total
2008-09	0-2	0-1	NA	0-1
2009-10	1-0	1-0	NA	2-0
2010-11	1-0	1-0	NA	2-0
2011-12	0-0	0-1	NA	0-1
2012-13	1-0	0-1	NA	1-0
2013-14	1-0	1-0	NA	2-0
2014-15	1-0	0-1	NA	1-1
2015-16	1-0	0-1	NA	1-1
2016-17	0-1	1-0	NA	1-1
2017-18	1-0	1-0	NA	2-0
2018-19	1-0	0-1	NA	1-1
2019-20	1-0	0-0	NA	1-0
Overall	8-3	6-5	---	14-8

2020-21 VS. HAWKS (All TIMES CENTRAL)

2/26/21 Friday at Oklahoma City 6:00 p.m.

2019-20 VS. HAWKS

Date	Site	W/L	Score
1/24/20	OKC	W	140-111

THUNDER VS. HAWKS ALL-TIME

YEAR	TOTAL
2008-09	1-1
2009-10	2-0
2010-11	2-0
2011-12	0-1
2012-13	1-1
2013-14	2-0
2014-15	1-1
2015-16	1-1
2016-17	1-1
2017-18	2-0
2018-19	1-1
2019-20	1-0
Totals	14-8



BOSTON CELTICS

THE RED AUERBACH CENTER
226 Causeway Street, 4th Floor
Boston, MA 02114 • 617-854-8000

Brad Stevens
Head Coach



DIRECTORY

Managing Partner, Governor & Chief Executive Officer:
Wyc Grousbeck

President of Basketball Operations: Danny Ainge

Head Coach: Brad Stevens

Assistant Coaches: Jamie Young, Jay Larranaga,
Jerome Allen, Micah Shrewsberry, Scott Morrison

Director of Performance: Art Horne

Vice President of Media Services/Alumni Relations:

Jeff Twiss

Sr. Vice President of Communications: Christian Megliola

GENERAL INFORMATION

Home Court: TD Garden (18,624)

Radio: 98.5 The Sports Hub

Sean Grande, Cedric Maxwell

Television: NBC Sports Boston

Mike Gorman, Tom Heinsohn, Abby Chin, Brian Scalabrine

Team Colors: Green, Gold, Black, Brown and White

2020-21 VS. CELTICS (ALL TIMES CENTRAL)

TBD

2019-20 VS. CELTICS

Date	Site	W/L	Score
2/9/20	OKC	L	111-112
3/8/20	BOS	W	105-104

THUNDER VS. CELTICS ALL-TIME

YEAR	TOTAL
2008-09	0-2
2009-10	1-1
2010-11	1-1
2011-12	2-0
2012-13	1-1
2013-14	2-0
2014-15	2-0
2015-16	1-1
2016-17	2-0
2017-18	0-2
2018-19	0-2
2019-20	1-1
Totals	13-11

LARGEST WINNING MARGIN

OKC:	23	1/5/14	at OKC	119-96
Boston:	19	3/29/09	at Boston	84-103

CURRENT STREAKS VS. CELTICS

SITE	LAST WIN	SCORE	LAST LOSS	SCORE	STREAK
At Home	12/11/16	99-96	2/9/20	111-112	Lost 3
At Boston	3/8/20	105-104	2/3/19	129-134	Won 1
Overall	3/8/20	105-104	2/3/19	129-134	Won 1

ALL-TIME OKLAHOMA CITY VS. BOSTON

Season	Home	Away	Neutral	Total
2008-09	0-1	0-1	NA	0-2
2009-10	0-1	1-0	NA	1-1
2010-11	0-1	1-0	NA	1-1
2011-12	1-0	1-0	NA	2-0
2012-13	1-0	0-1	NA	1-1
2013-14	1-0	1-0	NA	2-0
2014-15	1-0	1-0	NA	2-0
2015-16	0-1	1-0	NA	1-1
2016-17	1-0	1-0	NA	2-0
2017-18	0-1	0-1	NA	0-2
2018-19	0-1	0-1	NA	0-2
2019-20	0-1	1-0	NA	1-1
Overall	5-7	8-4	---	13-11



BROOKLYN NETS

HSS TRAINING CENTER
168 39th Street, 8th Floor
Brooklyn, NY 11232 • (718) 215-2299

Steve Nash
Head Coach



DIRECTORY

Governor: Joseph Tsai

General Manager: Sean Marks

Head Coach: Steve Nash

Assistant Coaches: Jacque Vaughn, Mike D'Antoni, Ime
Udoka, Adam Harrington, Jordan Ott, Tiago Splitter, Royal
Ivey, Ryan Forehan-Kelly

Head Athletic Trainer/Physical Therapist: Sebastien Poirier

Senior Director, Public Relations: Aaron Harris

Senior Manager, Public Relations: Eli Pearlstein

Senior Manager, Public Relations: Mitch Heckart

Coordinator, Public Relations: Megan Walsh

GENERAL INFORMATION

Home Court: Barclays Center (17,732)

Radio: WFAN (660 AM/101.9 FM)

Chris Carrino, Tim Capstraw

Television: YES Network

Ian Eagle, Ryan Ruocco, Sarah Kustok, Richard Jefferson,
Michael Grady

Team Colors: Black, White

2020-21 VS. NETS (ALL TIMES CENTRAL)

1/10/21	Sunday	at Brooklyn	5:00 p.m.
1/29/21	Friday	at Oklahoma City	7:00 p.m.

2019-20 VS. NETS

Date	Site	W/L	Score
1/7/20	BKN	W	111-103 (OT)

THUNDER VS. NETS ALL-TIME

YEAR	TOTAL
2008-09	1-1
2009-10	2-0
2010-11	2-0
2011-12	1-0
2012-13	1-1
2013-14	1-1
2014-15	0-2
2015-16	1-1
2016-17	2-0
2017-18	1-1
2018-19	2-0
2019-20	1-0
Totals	57-33

LARGEST WINNING MARGIN

OKC:	25	1/31/14	at Brooklyn	120-95
Brooklyn:	31	11/3/14	at Brooklyn	85-116

CURRENT STREAKS VS. NETS

SITE	LAST WIN	SCORE	LAST LOSS	SCORE	STREAK
At Home	3/13/19	108-96	11/21/14	92-94	Won 4
At Brooklyn	1/7/20	111-103 (OT)	12/7/17	95-100	Won 2
Overall	1/7/20	111-103 (OT)	12/8/17	95-101	Won 4

ALL-TIME OKLAHOMA CITY VS. BROOKLYN

Season	Home	Away	Neutral	Total
2008-09	1-0	0-1	NA	1-1
2009-10	1-0	1-0	NA	2-0
2010-11	1-0	1-0	NA	2-0
2011-12	0-0	1-0	NA	1-0
2012-13	0-1	1-1	NA	1-1
2013-14	0-1	1-0	NA	1-1
2014-15	0-1	0-1	NA	0-2
2015-16	1-0	0-1	NA	1-1
2016-17	1-0	1-0	NA	2-0
2017-18	1-0	0-1	NA	1-1
2018-19	1-0	1-0	NA	2-0
2019-20	0-0	1-0	NA	1-0
Overall	7-3	8-4	---	15-7



CHARLOTTE HORNETS

SPECTRUM CENTER
333 East Trade Street
Charlotte, NC 28202 • (704) 688-8600

James Borrego
Head Coach



DIRECTORY

Chairman: Michael Jordan
President of Basketball Operations & GM: Mitch Kupchak
Head Coach: James Borrego
Assistant Coaches: Jay Triano, Chad Iske, Ronald Nored, Jay Hernandez, Dutch Gaitley, Nate Mitchell
Director of Health Care & Sports Performance: Joe Sharpe
Vice President of Communications: Mike Cristaldi
Director, Communications: Josh Rosen
Sr. Manager of Basketball Communications: Brian Travis
Communications Coordinator: Natalie Breneman

GENERAL INFORMATION

Home Court: Spectrum Center (19,278)
Radio: WFNZ
John Focke, Matt Carroll
Television: FOX Sports Southeast
Eric Collins, Dell Curry, Ashley ShahAhmadi
Team Colors: Teal, dark purple, gray

LARGEST WINNING MARGIN

OKC: 27 3/10/12 at OKC 122-95
Charlotte 13 (2x) 12/11/17 at Charlotte 103-116

CURRENT STREAKS VS. HORNETS

SITE	LAST WIN	SCORE	LAST LOSS	SCORE	STREAK
At Home	11/23/18	109-104	12/11/17	103-116	Won 1
At Charlotte	12/27/19	104-102 (OT)	1/4/17	112-123	Won 3
Overall	12/27/19	104-102 (OT)	12/11/17	103-116	Won 4

ALL-TIME OKLAHOMA CITY VS. CHARLOTTE

Season	Home	Away	Neutral	Total
2008-09	1-0	0-1	NA	1-1
2009-10	1-0	0-1	NA	1-1
2010-11	1-0	1-0	NA	2-0
2011-12	1-0	0-0	NA	1-0
2012-13	1-0	1-0	NA	2-0
2013-14	1-0	1-0	NA	2-0
2014-15	1-0	1-0	NA	2-0
2015-16	1-0	1-0	NA	2-0
2016-17	0-1	0-1	NA	0-1
2017-18	0-1	1-0	NA	1-1
2018-19	1-0	1-0	NA	2-0
2019-20	0-0	1-0	NA	1-0
Overall	9-2	8-3	---	17-5

2020-21 VS. HORNETS (ALL TIMES CENTRAL)

12/26/20 Saturday at Charlotte 6:00 p.m.

2019-20 VS. HORNETS

Date	Site	W/L	Score
12/27/19	CHA	W	104-102 (OT)

THUNDER VS. HORNETS ALL-TIME

YEAR	TOTAL
2008-09	1-1
2009-10	1-1
2010-11	2-0
2011-12	1-0
2012-13	2-0
2013-14	2-0
2014-15	2-0
2015-16	2-0
2016-17	0-2
2017-18	1-1
2018-19	2-0
2019-20	1-0
Totals	17-5



CHICAGO BULLS

UNITED CENTER
1901 West Madison Street
Chicago, IL 60612 • 312-455-4000

Billy Donovan
Head Coach



DIRECTORY

Chairman/Alternate NBA Governor: Jerry Reinsdorf
President & CEO/NBA Governor: Michael Reinsdorf
Executive VP of Basketball Operations:
Arturas Karnisovas
Head Coach: Billy Donovan
Assistant Coaches: Maurice Cheeks, Chris Fleming, Josh Longstaff, John Bryant, Damian Cotter, Billy Schmidt
Head Athletic Trainer: Todd Campbell
Senior Director of Public and Media Relations: Tim Hallam
Director of Public and Media Relations: Matt Yob
Senior Manager of Public & Media Relations: Beth Grady
Manager of Public & Media Relations: Kristen Deahl

2020-21 VS. BULLS (ALL TIMES CENTRAL)

1/15/21 Friday at Oklahoma City 7:00 p.m.

2019-20 VS. BULLS

Date	Site	W/L	Score
12/16/19	OKC	W	109-106
2/25/20	CHI	W	124-122

THUNDER VS. BULLS ALL-TIME

YEAR	TOTAL
2008-09	1-1
2009-10	1-1
2010-11	1-1
2011-12	1-0
2012-13	2-0
2013-14	2-0
2014-15	1-1
2015-16	0-2
2016-17	1-1
2017-18	2-0
2018-19	1-1
2019-20	2-0
Totals	15-8

GENERAL INFORMATION

Home Court: United Center (20,917)
Radio: WSCR-AM 670
Chuck Swirsky, Bill Wennington
Spanish Radio: WRTO (1200 AM)
Omar Ramos, Hector Lozano
Television: WGN (Ch. 9), NBC Sports Chicago
Neil Funk, Stacey King
Team Colors: Red, Black

LARGEST WINNING MARGIN

OKC: 32 10/28/17 at Chicago 101-69
Chicago: 28 2/1/17 at OKC 100-128

CURRENT STREAKS VS. BULLS

SITE	LAST WIN	SCORE	LAST LOSS	SCORE	STREAK
At Home	12/16/19	109-106	2/1/17	100-128	Won 3
At Chicago	2/25/20	124-122	12/7/18	112-114	Won 1
Overall	2/25/20	124-122	12/7/18	112-114	Won 3

ALL-TIME OKLAHOMA CITY VS. CHICAGO

Season	Home	Away	Neutral	Total
2008-09	0-1	1-0	NA	1-1
2009-10	0-1	1-0	NA	1-1
2010-11	1-0	0-1	NA	1-1
2011-12	1-0	1-0	NA	2-0
2012-13	1-0	1-0	NA	2-0
2013-14	1-0	1-0	NA	2-0
2014-15	1-0	0-1	NA	1-1
2015-16	0-1	0-1	NA	0-2
2016-17	0-1	1-0	NA	1-1
2017-18	1-0	1-0	NA	2-0
2018-19	1-0	0-1	NA	1-1
2019-20	1-0	1-0	NA	2-0
Overall	8-4	7-4	---	15-8



CLEVELAND CAVALIERS

CLEVELAND CLINIC COURTS
6101 Brecksville Road
Independence, OH 44131 • 216-420-2000

J.B. Bickerstaff
Head Coach



DIRECTORY

Chairman: Dan Gilbert
General Manager: Koby Altman
Head Coach: J.B. Bickerstaff
Assistant Coaches: Antonio Lang, Greg Buckner, Dan Geriot, Lindsay Gottlieb, JJ Outlaw
Head Athletic Trainer: Steve Spiro
Director of Basketball Communications: B.J. Evans
Basketball Communications Senior Manager: Jeff Schaefer
Basketball Communications Manager: Cherome Owens
Basketball Communications Coordinator: Alyssa Dombrowski

GENERAL INFORMATION

Home Court: Quicken Loans Arena (19,432)
Radio: WTAM (1100 AM)
Tim Alcorn, Jim Chones, Mike Snyder
Spanish Radio: LA MEGA (87.7 FM)
Rafael Hernández Brito
Television: FOX Sports Ohio
John Michael, Austin Carr, Angel Gray
Team Colors: Wine and Gold

LARGEST WINNING MARGIN

OKC: 29 12/12/10 at OKC 106-77
Cleveland: 35 11/26/08 at Cleveland 82-117

CURRENT STREAKS VS. CAVALIERS

SITE	LAST WIN	SCORE	LAST LOSS	SCORE	STREAK
At Home	2/5/20	109-103	2/13/18	112-120	Won 2
At Cleveland	1/4/20	121-106	1/29/17	91-107	Won 3
Overall	2/5/20	109-103	2/13/18	112-120	Won 4

ALL-TIME OKLAHOMA CITY VS. CLEVELAND

Season	Home	Away	Neutral	Total
2008-09	0-1	0-1	NA	0-2
2009-10	0-1	0-1	NA	0-2
2010-11	1-0	1-0	NA	2-0
2011-12	0-1	0-0	NA	1-0
2012-13	1-0	0-1	NA	1-1
2013-14	1-0	0-1	NA	1-1
2014-15	1-0	0-1	NA	1-1
2015-16	0-1	0-1	NA	0-2
2016-17	1-0	0-1	NA	1-1
2017-18	0-1	1-0	NA	1-1
2018-19	1-0	1-0	NA	1-1
2019-20	1-0	1-0	NA	2-0
Overall	6-6	5-6	---	11-12

2020-21 VS. CAVALIERS (ALL TIMES CENTRAL)

2/21/21 Sunday at Cleveland 5:00 p.m.

2019-20 VS. CAVALIERS

Date	Site	W/L	Score
1/4/20	CLE	W	121-106
2/5/20	OKC	W	109-103

THUNDER VS. CAVALIERS ALL-TIME

YEAR	TOTAL
2008-09	0-2
2009-10	0-2
2010-11	2-0
2011-12	0-1
2012-13	1-1
2013-14	1-1
2014-15	1-1
2015-16	0-2
2016-17	1-1
2017-18	1-1
2018-19	2-0
2019-20	2-0
Totals	11-12



DALLAS MAVERICKS

AMERICAN AIRLINES CENTER
2500 Victory Avenue
Dallas, TX 75219 • 214-665-4660

Rick Carlisle
Head Coach



DIRECTORY

Proprietor: Mark Cuban
CEO: Cynt Marshall
President of Basketball Operations/General Manager: Donnie Nelson
Head Coach: Rick Carlisle
Assistant Coaches: Jamahl Mosley, Mike Weiner, Zach Guthrie, Darrell Armstrong, Jenny Boucek
Head Athletic Trainer: Dionne Calhoun
Vice President of Basketball Communications: Scott Tomlin
Director of Basketball Communications: Alan Rakowski
Director of Media Relations: Renee Felton
Basketball Communications Coordinator: Dave Maurer

GENERAL INFORMATION

Home Court: American Airlines Center (19,200)
Radio: ESPN Radio (103.3 FM)
Chuck Cooperstein, Brad Davis
Spanish Radio: KFLC (Univision 1270 AM)
Victor Villalba
Television: FOX Sports Southwest
Mark Followill, Derek Harper, Jeff "Skin" Wade
Team Colors: Blue, Silver, White and Black

2020-21 VS. MAVERICKS (ALL TIMES CENTRAL)

3/3/21 Wednesday at Dallas 7:30 p.m.

2019-20 VS. MAVERICKS

Date	Site	W/L	Score
12/31/19	OKC	W	106-101
1/27/20	OKC	L	97-107

THUNDER VS. MAVERICKS ALL-TIME

YEAR	TOTAL
2008-09	1-2
2009-10	2-2
2010-11	1-2
2011-12	3-1
2012-13	4-0
2013-14	1-2
2014-15	1-3
2015-16	4-0
2016-17	2-1
2017-18	2-2
2018-19	1-3
2019-20	1-1
Totals	23-19

LARGEST WINNING MARGIN

OKC: 21 2/4/13 at OKC 112-91
Dallas: 23 3/16/14 at OKC 86-109

CURRENT STREAKS VS. MAVERICKS

SITE	LAST WIN	SCORE	LAST LOSS	SCORE	STREAK
At Home	12/31/19	106-101	1/27/20	97-107	Lost 1
At Dallas	2/28/18	111-110 (OT)	12/30/18	103-105	Lost 2
Overall	12/31/19	106-101	1/27/20	97-107	Lost 1

ALL-TIME OKLAHOMA CITY VS. DALLAS

Season	Home	Away	Neutral	Total
2008-09	1-0	0-2	NA	1-2
2009-10	1-1	1-1	NA	2-2
2010-11	0-2	1-0	NA	1-2
2011-12	2-0	1-1	NA	3-1
2012-13	2-0	2-0	NA	4-0
2013-14	1-1	0-1	NA	1-2
2014-15	1-1	0-2	NA	1-3
2015-16	2-0	2-0	NA	4-0
2016-17	1-0	1-1	NA	2-1
2017-18	1-1	1-1	NA	2-2
2018-19	1-1	0-2	NA	1-3
2019-20	1-0	0-1	NA	1-1
Overall	14-8	9-11	---	23-19



DENVER NUGGETS

BALL ARENA
1000 Chopper Circle
Denver, CO 80204 • 303-405-1100

Michael Malone
Head Coach



DIRECTORY

Owner: E. Stanley Kroenke
President of Basketball Operations: Tim Connelly
General Manager: Calvin Booth
Head Coach: Michael Malone
Assistant Coaches: Wes Unseld Jr., David Adelman, Jordi Fernandez, Ryan Bowen, Charles Klask, John Beckett
Head Athletic Trainer: Dan Shimensky
Director, Media Relations: Nick O'Hayre
Manager, Media Relations: Cody Wise
Coordinator, Media Relations: Steven Blevins

2020-21 VS. NUGGETS (ALL TIMES CENTRAL)

1/19/21	Tuesday	at Denver	8:00 p.m.
2/12/21	Friday	at Denver	8:00 p.m.
2/27/21	Saturday	at Oklahoma City	7:00 p.m.

2019-20 VS. NUGGETS

Date	Site	W/L	Score
12/14/19	DEN	L	102-110
2/21/20	OKC	W	113-101
8/3/20	OKC**	L	113-121 OT

**Played in Orlando

THUNDER VS. NUGGETS ALL-TIME

YEAR	TOTAL
2008-09	0-4
2009-10	1-3
2010-11	3-1
2011-12	2-1
2012-13	1-3
2013-14	3-1
2014-15	3-1
2015-16	4-0
2016-17	3-1
2017-18	1-3
2018-19	0-4
2019-20	1-2
Totals	22-24

GENERAL INFORMATION

Home Court: Pepsi Center (19,520)
Radio: Altitude Radio Network
Jason Kosmicki
Television: Altitude Sports & Entertainment
Chris Marlowe, Scott Hastings, Chris Dempsey, Vic Lombardi, Katy Winge
Team Colors: Midnight blue, sunshine yellow, Flatirons red, skyline blue

LARGEST WINNING MARGIN

OKC:	25	2/22/15	at OKC	119-94
Denver:	29	3/3/10	at Denver	90-119

CURRENT STREAKS VS. NUGGETS

SITE	LAST WIN	SCORE	LAST LOSS	SCORE	STREAK
At Home	2/21/20	113-101	8/3/20	113-121 (OT)	Lost 1
At Denver	4/9/17	106-105	12/14/19	102-110	Lost 5
Overall	2/21/20	113-101	8/3/20	113-121 (OT)	Lost 1

ALL-TIME OKLAHOMA CITY VS. DENVER

Season	Home	Away	Neutral	Total
2008-09	0-2	0-2	NA	0-4
2009-10	1-1	0-2	NA	1-3
2010-11	2-0	1-1	NA	3-1
2011-12	1-1	1-0	NA	2-1
2012-13	1-1	0-2	NA	1-3
2013-14	2-0	1-1	NA	3-1
2014-15	2-0	1-1	NA	3-1
2015-16	2-0	2-0	NA	4-0
2016-17	2-0	2-0	NA	4-0
2017-18	1-1	0-2	NA	1-3
2018-19	0-2	0-2	NA	0-4
2019-20	1-1	0-1	NA	1-2
Overall	14-10	8-14	---	22-24



DETROIT PISTONS

HENRY FORD DETROIT PISTONS PERFORMANCE CENTER
6201 Second Avenue
Detroit, MI 48202 • 313-747-8667

Dwane Casey
Head Coach



DIRECTORY

Owner: Tom Gores
Vice Chairman: Arn Tellem
General Manager: Troy Weaver
Senior Advisor of Basketball Operations: Ed Stefanski
Head Coach: Dwane Casey
Assistant Coaches: Sidney Lowe, Sean Sweeney, Micah Nori, Tim Grgurich
Athletic Trainer: Jim Scholler
Sr. Vice President, Public Relations: Kevin Grigg
Vice President, Public Relations: Cletus Lewis
Coordinator, Public Relations: Josh Schur

2020-21 VS. PISTONS (ALL TIMES CENTRAL)

TBD

2019-20 VS. PISTONS

Date	Site	W/L	Score
2/7/20	OKC	W	108-101
3/4/20	DET	W	114-107

THUNDER VS. PISTONS ALL-TIME

YEAR	TOTAL
2008-09	1-1
2009-10	2-0
2010-11	2-0
2011-12	1-0
2012-13	2-0
2013-14	2-0
2014-15	1-1
2015-16	1-1
2016-17	1-1
2017-18	1-1
2018-19	2-0
2019-20	2-0
Totals	18-5

GENERAL INFORMATION

Home Court: Little Caesars Arena (20,491)
Radio: WXYT 97.1 FM
Mark Champion, Rick Mahorn, George Blaha
Television: FOX Sports Detroit
George Blaha, Greg Kelsner
Team Colors: Red, White, Blue

LARGEST WINNING MARGIN

OKC:	27	12/3/18	at Detroit	110-83
Detroit:	16	11/14/16	at Detroit	88-104

CURRENT STREAKS VS. PISTONS

SITE	LAST WIN	SCORE	LAST LOSS	SCORE	STREAK
At Home	2/7/20	108-101	11/24/17	98-99	Won 2
At Detroit	3/4/20	114-107	11/14/16	88-104	Won 3
Overall	3/4/20	114-107	11/24/17	98-99	Won 5

ALL-TIME OKLAHOMA CITY VS. DETROIT

Season	Home	Away	Neutral	Total
2008-09	1-0	0-1	NA	1-1
2009-10	1-0	1-0	NA	2-0
2010-11	1-0	1-0	NA	2-0
2011-12	1-0	---	NA	1-0
2012-13	1-0	1-0	NA	2-0
2013-14	1-0	1-0	NA	2-0
2014-15	0-1	1-0	NA	1-1
2015-16	1-0	0-1	NA	1-1
2016-17	1-0	0-1	NA	1-1
2017-18	0-1	1-0	NA	1-1
2018-19	1-0	1-0	NA	1-0
2019-20	1-0	1-0	NA	2-0
Overall	10-2	8-3	---	18-5



GOLDEN STATE WARRIORS

1011 Broadway
Oakland, CA 94607 • 510-986-2200

Steve Kerr
Head Coach



DIRECTORY

Owner & CEO: Joe Lacob

Owner: Peter Guber

President, Basketball Operations/General Manager:

Bob Myers

Head Coach: Steve Kerr

Assistant Coaches: Ron Adams, Mike Brown, Jarron Collins,

Head Athletic Trainer: Drew Yoder

Vice President, Communications: Raymond Ridder

Director, Public Relations: Brett Winkler

Director, Basketball Communications: Michael Ravina

Director, Publications & Statistical Information: Darryl Arata

Assistant, Public Relations: Cole Lawrence

2020-21 VS. WARRIORS (ALL TIMES CENTRAL) TBD

2019-20 VS. WARRIORS

Date	Site	W/L	Score
10/27/19	OKC	W	120-92
11/9/19	OKC	W	114-108
11/25/19	GSW	W	100-97

THUNDER VS. WARRIORS ALL-TIME

YEAR	TOTAL
2008-09	2-2
2009-10	3-1
2010-11	2-1
2011-12	3-0
2012-13	3-1
2013-14	2-1
2014-15	1-3
2015-16	0-3
2016-17	0-4
2017-18	2-2
2018-19	1-2
2019-20	3-0
Totals	22-20

GENERAL INFORMATION

Home Court: ORACLE Arena (19,596)

Radio: KGMZ (95.7 The Game)

Tim Roye, Jim Barnett

Television: NBC Sports Bay Area

Bob Fitzgerald, Kelenna Azubuike, Kerith Burke

Team Colors: Warriors Royal Blue, California Golden Yellow

LARGEST WINNING MARGIN

OKC:	28	11/21/18	at Golden State	123-95
Golden State:	32	2/24/18	at Golden State	80-112

CURRENT STREAKS VS. WARRIORS

SITE	LAST WIN	SCORE	LAST LOSS	SCORE	STREAK
At Home	11/9/19	114-108	3/16/19	88-110	Won 2
At Golden State	11/25/19	100-97	10/16/18	100-108	Won 2
Overall	11/25/19	100-97	3/16/19	88-110	Won 3

ALL-TIME OKLAHOMA CITY VS. GOLDEN STATE

Season	Home	Away	Neutral	Total
2008-09	1-1	1-1	NA	2-2
2009-10	2-0	1-1	NA	3-1
2010-11	2-0	0-1	NA	2-1
2011-12	1-0	2-0	NA	3-0
2012-13	2-0	1-1	NA	3-1
2013-14	1-0	1-0	NA	2-0
2014-15	1-1	0-2	NA	1-3
2015-16	0-1	0-2	NA	0-3
2016-17	0-2	0-2	NA	0-4
2017-18	1-1	1-1	NA	2-2
2018-19	0-2	1-0	NA	1-2
2019-20	2-0	1-0	NA	3-0
Overall	14-7	8-13	---	22-20



HOUSTON ROCKETS

TOYOTA CENTER
1510 Polk Street
Houston, TX 77002 • 713-758-7200

Stephen Silas
Head Coach



DIRECTORY

Owner: Tilman Fertitta

General Manager: Daryl Morey

Head Coach: Stephen Silas

Assistant Coaches: Elston Turner, Brett Gunning, Matt

Brase

Head Athletic Trainer, Director of Athlete Care & Science:

Jason Biles

Senior Director, Media & Player Relations: Tracey Hughes

Manager, Media Relations: Sean McCloskey

Media Relations Assistant: Tomorrow Hunt

2020-21 VS. ROCKETS (ALL TIMES CENTRAL)

12/23/20	Wednesday	at Houston	7:00 p.m.
2/1/21	Monday	at Oklahoma City	7:00 p.m.
2/3/21	Wednesday	at Oklahoma City	7:00 p.m.

2019-20 VS. ROCKETS

Date	Site	W/L	Score
10/28/19	HOU	L	112-116
1/9/20	OKC	W	113-92
1/20/20	HOU	W	112-107

THUNDER VS. ROCKETS ALL-TIME

YEAR	TOTAL
2008-09	0-3
2009-10	1-3
2010-11	3-1
2011-12	2-2
2012-13	2-1
2013-14	3-1
2014-15	0-3
2015-16	2-2
2016-17	1-3
2017-18	2-1
2018-19	3-1
2019-20	2-1
TOTALS	21-22

GENERAL INFORMATION

Home Court: Toyota Center (18,055)

Radio: Sports Talk 790 (KBME 790 AM)

Craig Ackerman, Matt Thomas

Spanish Radio: La Ranchera (KEYH 850 AM)

Adrian Chavarria

Television: AT&T SportsNet:

Bill Worrell, Matt Bullard, Clyde Drexler

Team Colors: Red, black, gray, anthracite, white

LARGEST WINNING MARGIN

OKC:	31	12/29/13	at OKC	117-86
Houston:	12	3/26/17	at Houston	125-137

CURRENT STREAKS VS. ROCKETS

SITE	LAST WIN	SCORE	LAST LOSS	SCORE	STREAK
At Home	1/9/20	113-92	3/6/18	112-122	Won 1
At Houston	1/20/20	112-107	10/28/19	112-116	Won 1
Overall	1/20/20	112-107	10/28/19	112-116	Won 2

ALL-TIME OKLAHOMA CITY VS. HOUSTON

Season	Home	Away	Neutral	Total
2008-09	0-2	0-1	NA	0-3
2009-10	1-1	0-2	NA	1-3
2010-11	2-0	1-1	NA	3-1
2011-12	1-1	1-1	NA	2-2
2012-13	1-0	1-1	NA	2-1
2013-14	2-0	1-1	NA	3-1
2014-15	0-2	0-1	NA	0-3
2015-16	2-0	0-2	NA	2-2
2016-17	1-1	0-2	NA	1-3
2017-18	1-1	1-0	NA	2-1
2018-19	2-0	1-1	NA	3-1
2019-20	2-0	0-1	NA	2-1
Overall	14-8	7-14	---	21-22



INDIANA PACERS

BANKERS LIFE FIELDHOUSE
125 S. Pennsylvania St.
Indianapolis, IN 46204 • 317-917-2500

Nate Bjorkgren
Head Coach



DIRECTORY

Owner, Chairman & CEO: Herbert Simon
President of Basketball Operations: Kevin Pritchard
Head Coach: Nate Bjorkgren
Assistant Coaches: Kaleb Canales, Greg Foster, Bill Bayno
Senior Director of Medical Operations/
Head Athletic Trainer: Josh Corbell
Director of Indiana Pacers Media Relations: David Benner
Associate Director of Indiana Pacers Media Relations:
Krissy Myers
Media Relations Manager: Wes Kaminski

2020-21 VS. PACERS (ALL TIMES CENTRAL)

TBD

2019-20 VS. PACERS

Date	Site	W/L	Score
11/12/19	IND	L	85-111
12/4/19	OKC	L	100-107

THUNDER VS. PACERS ALL-TIME

YEAR	TOTAL
2008-09	0-2
2009-10	1-1
2010-11	2-0
2011-12	0-1
2012-13	2-0
2013-14	1-1
2014-15	1-1
2015-16	1-1
2016-17	0-2
2017-18	2-0
2018-19	1-1
2019-20	0-2
Totals	11-12

GENERAL INFORMATION

Home Court: Bankers Life Fieldhouse (17,923)
Radio: 1070 The Fan/93.5 FM
Mark Boyle, Austin Croshere, Bob Leonard
Television: FSN Indiana
Quinn Buckner, Chris Denari, Eddie Gill, Jeremiah Johnson
Team Colors: Navy blue, gold, cool gray

LARGEST WINNING MARGIN

OKC:	24	12/8/13	at OKC	118-94
Indiana:	26	11/12/19	at Indiana	85-111

CURRENT STREAKS VS. PACERS

SITE	LAST WIN	SCORE	LAST LOSS	SCORE	STREAK
At Home	3/27/19	107-99	12/4/19	100-107	Lost 1
At Indiana	12/13/17	100-95	11/12/19	85-111	Lost 2
Overall	3/27/19	107-99	12/4/19	100-107	Lost 2

ALL-TIME OKLAHOMA CITY VS. INDIANA

Season	Home	Away	Neutral	Total
2008-09	0-1	0-1	NA	0-2
2009-10	1-0	0-1	NA	1-1
2010-11	1-0	1-0	NA	2-0
2011-12	0-0	0-1	NA	0-1
2012-13	1-0	1-0	NA	2-0
2013-14	1-0	0-1	NA	1-1
2014-15	1-0	0-1	NA	1-1
2015-16	0-1	1-0	NA	1-1
2016-17	0-1	0-1	NA	0-2
2017-18	1-0	1-0	NA	2-0
2018-19	1-0	0-1	NA	1-1
2019-20	0-1	0-1	NA	0-2
Overall	7-4	4-8	---	11-12



LOS ANGELES CLIPPERS

LOS ANGELES CLIPPERS TRAINING CENTER
6951 S. Centinela Ave.
Playa Vista, CA 90094 • (310) 862-6000

Tyronn Lue
Head Coach



DIRECTORY

Owner: Steve Ballmer
President of Basketball Operations: Lawrence Frank
General Manager: Michael Winger
Head Coach: Tyronn Lue
Associate Head Coach: Daniel Craig
Assistant Coaches: Kenny Atkinson, Chauncey Billups, Larry Drew, Roy Rogers, Brendan O'Connor, Jeremy Castleberry
Director of Medical Services/Head Athletic Trainer: Jasen Powell
Chief Communications Officer: Chris Wallace
Director of Basketball Communications: Dennis Rogers
Basketball Communications Manager: Curtis Jackson
Basketball Communications Assistant: Cooper Dzierzanowski

GENERAL INFORMATION

Home Court: STAPLES Center (19,068)
Radio: AM 570
Noah Eagle
Spanish Radio: ESPN Deportes (1330 AM)
Armando Garcia
Television: Prime Ticket
Brian Sieman
Team Colors: Red, Blue, Silver, Black

2020-21 VS. CLIPPERS (ALL TIMES CENTRAL)

1/22/21	Friday	at LA Clippers	9:00 p.m.
1/24/21	Sunday	at LA Clippers	3:00 p.m.

2019-20 VS. CLIPPERS

Date	Site	W/L	Score
11/18/19	LAC	L	88-90
12/22/19	OKC	W	118-112
3/3/20	OKC	L	94-109
8/14/20**	LAC	L	103-107 OT

** Played in Orlando

THUNDER VS. CLIPPERS ALL-TIME

YEAR	TOTAL
2008-09	1-3
2009-10	2-1
2010-11	2-2
2011-12	1-3
2012-13	3-0
2013-14	2-2
2014-15	1-2
2015-16	3-1
2016-17	2-2
2017-18	3-0
2018-19	2-2
2019-20	1-3
Totals	23-21

LARGEST WINNING MARGIN

OKC:	41	4/15/09	at LAC	126-85
LA Clippers:	22	1/16/17	at LAC	98-120

CURRENT STREAKS VS. CLIPPERS

SITE	LAST WIN	SCORE	LAST LOSS	SCORE	STREAK
At Home	12/22/19	118-112	3/3/20	94-109	Lost 1
At LA	1/4/18	127-117	8/14/20	103-107 OT	Lost 4
Overall	12/22/19	118-112	8/14/20	103-107 OT	Lost 2

ALL-TIME OKLAHOMA CITY VS. L.A. CLIPPERS

Season	Home	Away	Neutral	Total
2008-09	0-2	1-1	NA	1-3
2009-10	0-1	2-0	NA	2-1
2010-11	2-0	0-2	NA	2-2
2011-12	1-1	0-2	NA	1-3
2012-13	1-0	2-0	NA	3-0
2013-14	1-1	1-1	NA	2-2
2014-15	1-1	0-1	NA	1-2
2015-16	2-0	1-1	NA	3-1
2016-17	1-1	1-1	NA	2-2
2017-18	2-0	1-0	NA	3-0
2018-19	2-0	0-2	NA	2-2
2019-20	1-1	0-2	NA	1-3
Overall	14-8	9-13	---	23-21



LOS ANGELES LAKERS

555 N. Nash St.
El Segundo, CA 90245 • 310-426-6000

Frank Vogel
Head Coach



DIRECTORY

CEO & Controlling Owner: Jeanie Buss
President, Business Operations & COO: Tim Harris
General Manager: Rob Pelinka
Head Coach: Frank Vogel
Assistant Coaches: Jason Kidd, Lionel Hollins, Phil Handy, Miles Simon, Mike Penberthy, Quinton Crawford
Head Athletic Trainer: Nina Hsieh
Director, Media Relations: Alison Bogli
Senior Manager, Media Relations: Ta Nisha Cooper
Manager, Media Relations: Will Patterson
Coordinator, Media Relations: T.C. Greene
Assistant, Media Relations: Matt Fleer

2020-21 VS. LAKERS (ALL TIMES CENTRAL)

1/13/21	Wednesday	at Oklahoma City	7:00 p.m.
2/8/21	Monday	at Los Angeles	9:00 p.m.
2/10/21	Wednesday	at Los Angeles	9:00 p.m.

2019-20 VS. LAKERS

Date	Site	W/L	Score
11/19/19	LAL	L	107-112
11/22/19	OKC	L	127-130
1/11/20	OKC	L	110-125
8/5/20**	LAL	W	105-86

** Played in Orlando

THUNDER VS. LAKERS ALL-TIME

YEAR	TOTAL
2008-09	0-3
2009-10	1-3
2010-11	1-2
2011-12	2-1
2012-13	3-1
2013-14	3-1
2014-15	3-0
2015-16	4-0
2016-17	2-1
2017-18	2-2
2018-19	2-1
2019-20	1-3
Totals	24-18

GENERAL INFORMATION

Home Court: STAPLES Center (18,997)
Radio: ESPNLA Radio (710 AM)
John Ireland, Mychal Thompson
Spanish Radio: ESPN Deportes (1330 AM)
Fernando Gonzalez, Jose "Pepe" Mantilla, Francisco Pinto
Television: Spectrum SportsNet
Bill Macdonald, Stu Lantz, Mike Trudell
Team Colors: Purple, Gold

LARGEST WINNING MARGIN

OKC:	40	12/19/15	at OKC	118-78
L.A. Lakers:	25	2/8/18	at LAL	81-106

CURRENT STREAKS VS. LAKERS

SITE	LAST WIN	SCORE	LAST LOSS	SCORE	STREAK
At Home	4/2/19	119-103	1/11/20	110-125	Lost 2
At Los Angeles	8/5/20	105-86	11/19/19	107-112	Won 1
Overall	8/5/20	105-86	1/11/20	110-125	Won 1

ALL-TIME OKLAHOMA CITY VS. L.A. LAKERS

Season	Home	Away	Neutral	Total
2008-09	0-2	0-1	NA	0-3
2009-10	1-1	0-2	NA	1-3
2010-11	0-1	1-1	NA	1-2
2011-12	1-0	1-1	NA	2-1
2012-13	2-0	1-1	NA	3-1
2013-14	2-0	1-0	NA	3-1
2014-15	1-0	2-0	NA	3-0
2015-16	2-0	2-0	NA	4-0
2016-17	2-0	0-1	NA	2-1
2017-18	1-1	1-1	NA	2-2
2018-19	1-1	1-0	NA	2-1
2019-20	0-2	1-1	NA	1-3
Overall	13-8	11-10	---	24-18



MEMPHIS GRIZZLIES

FEDEXFORUM
191 Beale Street
Memphis, TN 38103 • 901-205-1234

Taylor Jenkins
Head Coach



DIRECTORY

Chairman and Controlling Owner: Robert J. Pera
President: Jason Wexler
General Manager: Zachary Kleiman
Head Coach: Taylor Jenkins
Assistant Coaches: Blake Ahearn, Brad Jones, Darko Rajaković, David McClure, James "Scoonie" Penn, Sonia Raman, Vitaly Potapenko
Head Athletic Trainer: David Crewe
VP of Communications and Publications: Laura Ehret
Director of Communications and Publications: Jason Wallace
Manager of Communications and Publications: Ross Wooden
Coordinator, Communications and Publications: Corey Moore

2020-21 VS. GRIZZLIES (ALL TIMES CENTRAL)

TBD

2019-20 VS. GRIZZLIES

Date	Site	W/L	Score
12/18/19	OKC	W	126-122
12/26/19	OKC	L	97-110
8/7/20**	MEM	L	92-121

** Played in Orlando

THUNDER VS. GRIZZLIES ALL-TIME

YEAR	TOTAL
2008-09	3-1
2009-10	2-1
2010-11	1-3
2011-12	3-1
2012-13	1-2
2013-14	3-1
2014-15	1-3
2015-16	2-1
2016-17	3-1
2017-18	4-0
2018-19	2-1
2019-20	1-2
Totals	26-17

GENERAL INFORMATION

Home Court: FedExForum (17,794)
Radio: ESPN (92.9 FM/680 AM)
Eric Hasseltine, Elliot Perry, Michael Wallace
Television: FOX Sports Southeast
Pete Pranic, Brevin Knight, Rob Fischer, Chris Vernon
Team Colors: Beale Street Blue, Midnight Navy, Grizzlies Gold, Steel Gray

LARGEST WINNING MARGIN

OKC:	37	12/8/15	at Memphis	125-88
Memphis:	34	12/29/16	at Memphis	80-114

CURRENT STREAKS VS. GRIZZLIES

SITE	LAST WIN	SCORE	LAST LOSS	SCORE	STREAK
At Home	12/18/19	126-122	12/26/19	97-110	Lost 1
At Memphis	2/14/18	121-114	8/7/20	92-121	Lost 1
Overall	12/18/19	126-122	8/7/20	92-121	Lost 2

ALL-TIME OKLAHOMA CITY VS. MEMPHIS

Season	Home	Away	Neutral	Total
2008-09	1-1	2-0	NA	3-1
2009-10	1-0	1-1	NA	2-1
2010-11	1-1	0-2	NA	1-3
2011-12	1-1	2-0	NA	3-1
2012-13	1-1	0-1	NA	1-2
2013-14	2-0	1-1	NA	3-1
2014-15	1-1	0-2	NA	1-3
2015-16	1-0	1-1	NA	2-1
2016-17	2-0	1-1	NA	3-1
2017-18	2-0	2-0	NA	4-0
2018-19	2-0	0-1	NA	2-1
2019-20	1-1	0-1	NA	1-2
Overall	16-6	10-11	---	26-17



MIAMI HEAT

AMERICAN AIRLINES ARENA
601 Biscayne Blvd.
Miami, FL 33132 • 786-777-4328

Erik Spoelstra
Head Coach



DIRECTORY

Managing General Partner: Micky Arison

President: Pat Riley

Senior Vice President, Basketball Operations/General

Manager: Andy Elisburg

Head Coach: Erik Spoelstra

Assistant Coaches: Chris Quinn, Malik Allen, Caron Butler,
Octavio de la Grana

Head Athletic Trainer/Facility Health & Hygiene Manager:
Jay Sabol

Vice President, Sports Media Relations: Tim Donovan

Senior Director of Sports Media Relations: Rob Wilson

Director of Sports Media Relations: Michael Lissack

Sports Media Relations Senior Manager: Nick Maiorana

Sports Media Relations/Basketball Operations Assistant:
Maddox Burnett

2020-21 VS. HEAT (ALL TIMES CENTRAL)

1/4/21	Monday	at Miami	6:30 p.m.
2/22/21	Monday	at Oklahoma City	7:00 p.m.

2019-20 VS. HEAT

Date	Site	W/L	Score
1/17/20	OKC	L	108-115
8/12/20**	OKC	W	116-115

** Played in Orlando

THUNDER VS. HEAT ALL-TIME

YEAR	TOTAL
2008-09	0-2
2009-10	2-0
2010-11	1-1
2011-12	1-1
2012-13	0-2
2013-14	1-1
2014-15	2-0
2015-16	1-1
2016-17	2-0
2017-18	2-0
2018-19	1-1
2019-20	1-1
Totals	14-10

GENERAL INFORMATION

Home Court: American Airlines Arena (19,600)

Radio: 790 The Ticket (AM 790/FM 104.3 HD-2)

Mike Inglis, Ruth Riley Hunter, Ron Rothstein

Spanish Radio: WAQI (710 AM)

José Pañeda, Joe Pujala

Television: FOX Sports Sun

Eric Reid, John Crotty, Jason Jackson

Team Colors: Red, Yellow, Black, White

LARGEST WINNING MARGIN

OKC:	25	1/17/16	at OKC	99-74
Miami:	22	2/20/14	at OKC	81-103

CURRENT STREAKS VS. HEAT

SITE	LAST WIN	SCORE	LAST LOSS	SCORE	STREAK
At Home	8/12/20	116-115	1/17/20	108-115	Won 1
At Miami	2/1/19	118-102	12/3/15	95-97	Won 3
Overall	8/12/20	116-115	1/17/20	108-115	Won 1

ALL-TIME OKLAHOMA CITY VS. MIAMI

Season	Home	Away	Neutral	Total
2008-09	0-1	0-1	NA	0-2
2009-10	1-0	1-0	NA	2-0
2010-11	0-1	1-0	NA	1-1
2011-12	1-0	0-1	NA	1-1
2012-13	0-1	0-1	NA	0-2
2013-14	0-1	1-0	NA	1-1
2014-15	1-0	1-0	NA	2-0
2015-16	1-0	0-1	NA	1-1
2016-17	1-0	1-0	NA	2-0
2017-18	1-0	1-0	NA	2-0
2018-19	0-1	1-0	NA	1-1
2019-20	1-1	0-0	NA	1-1
Overall	7-6	7-4	---	14-10



MILWAUKEE BUCKS

FISERV FORUM
600 First Avenue North
Minneapolis, MN 55403 • 612-673-1600

Mike Budenholzer
Head Coach



DIRECTORY

Owners: Wes Edens, Marc Lasry, Jamie Dinan, Mike Fascitelli

General Manager: Jon Horst

Head Coach: Mike Budenholzer

Assistant Coaches: Darvin Ham, Charles Lee, Ben Sullivan,
Patrick St. Andrews, Joshua Longstaff, Vin Baker

Head Athletic Trainer: Scott Faust

Senior Vice President of Communications: Barry Baum

Vice President of Public Relations: Dan Smyczek

Manager of Communications: Hilary Dickinson

Public Relations Assistant: Eric Kohlbeck

2020-21 vs. BUCKS (ALL TIMES CENTRAL)

2/14/21	Sunday	at Oklahoma City	6:00 p.m.
2/19/21	Friday	at Milwaukee	6:00 p.m.

2019-20 VS. BUCKS

Date	Site	W/L	Score
11/10/19	OKC	L	119-121
2/28/20	MIL	L	86-133

THUNDER VS. BUCKS ALL-TIME

YEAR	TOTAL
2008-09	0-2
2009-10	1-1
2010-11	1-1
2011-12	1-0
2012-13	1-1
2013-14	2-0
2014-15	1-1
2015-16	2-0
2016-17	1-1
2017-18	1-1
2018-19	2-0
2019-20	0-2
Totals	13-10

GENERAL INFORMATION

Home Court: Fiserv Forum (17,500)

Radio: WTMJ 620 AM, 103.3 FM

Ted Davis and Dennis Krause

Television: FOX Sports Wisconsin

Jim Paschke, Marques Johnson, Steve Novak and Zora

Stephenson

Team Colors: Good Land Green, Cream City Cream, Great
Lakes Blue

LARGEST WINNING MARGIN

OKC:	31	4/4/17	at OKC	110-79
Milwaukee	47	2/28/20	at Milwaukee	86-133

CURRENT STREAKS VS. BUCKS

SITE	LAST WIN	SCORE	LAST LOSS	SCORE	STREAK
At Home	1/27/19	118-112	11/10/10	119-121	Lost 1
Milwaukee	4/10/19	127-116	2/28/20	86-133	Lost 1
Overall	4/10/19	127-116	2/28/20	86-133	Lost 2

ALL-TIME OKLAHOMA CITY VS. MILWAUKEE

Season	Home	Away	Neutral	Total
2008-09	0-1	0-1	NA	0-2
2009-10	1-0	0-1	NA	1-1
2010-11	0-1	1-0	NA	1-1
2011-12	0-0	1-0	NA	1-0
2012-13	0-1	1-0	NA	1-1
2013-14	1-0	1-0	NA	2-0
2014-15	1-0	0-1	NA	1-1
2015-16	1-0	1-0	NA	2-0
2016-17	1-0	0-1	NA	1-1
2017-18	0-1	1-0	NA	1-1
2018-19	1-0	1-0	NA	2-0
2019-20	0-1	0-1	NA	0-2
Overall	6-5	7-5	---	13-10



MINNESOTA TIMBERWOLVES

TARGET CENTER
600 First Avenue North
Minneapolis, MN 55403 • 612-673-1600

Ryan Saunders
Head Coach



DIRECTORY

Owner: Glen Taylor
President of Basketball Operations: Gersson Rosas
Head Coach: Ryan Saunders
Associate Head Coach: David Vanterpool
Assistant Coaches: Pablo Prigioni, Bryan Gates, Kevin Hanson, Kevin Burleson, Joseph Blair
Vice President of Player Health/Head Athletic Trainer: Gregg Farnam
Vice President of Communications and Engagement: Bri Bauer
Basketball Communications Manager: Aaron Freeman
Basketball Communications Manager: Sara Perez
Basketball Communications Coordinator: Corrie Hemry

2020-21 VS. TIMBERWOLVES (ALL TIMES CENTRAL)				
2/5/21	Friday	at Oklahoma City	7:00 p.m.	
2/6/21	Saturday	at Oklahoma City	7:00 p.m.	

2019-20 VS. TIMBERWOLVES				
Date	Site	W/L	Score	
12/6/19	OKC	W	139-127	
1/13/20	MIN	W	117-104	
1/25/20	MIN	W	113-104	

THUNDER VS. TIMBERWOLVES ALL-TIME

YEAR	TOTAL
2008-09	2-2
2009-10	4-0
2010-11	4-0
2011-12	3-0
2012-13	2-2
2013-14	3-1
2014-15	4-0
2015-16	3-1
2016-17	3-1
2017-18	1-3
2018-19	1-3
2019-20	3-0
Totals	33-13

GENERAL INFORMATION

Home Court: Target Center (19,356)
Radio: WCCO-AM 830
Alan Horton
Television: Fox Sports North
Dave Benz, Jim Peterson, Marney Gellner
Team Colors: Midnight blue, aurora green, lake blue, moonlight grey and frost white

LARGEST WINNING MARGIN

OKC:	25	4/15/15	at Minnesota	138-113
Minnesota:	42	1/7/09	at Minnesota	87-129

CURRENT STREAKS VS. TIMBERWOLVES

SITE	LAST WIN	SCORE	LAST LOSS	SCORE	STREAK
At Home	12/6/19	139-127	1/8/19	117-119	Won 1
At Minnesota	1/25/20	113-104	3/5/19	120-131	Won 3
Overall	1/25/20	113-104	3/5/19	120-131	Won 4

ALL-TIME OKLAHOMA CITY VS. MINNESOTA

Season	Home	Away	Neutral	Total
2008-09	1-1	1-1	NA	2-2
2009-10	2-0	2-0	NA	4-0
2010-11	2-0	2-0	NA	4-0
2011-12	1-0	2-0	NA	3-0
2012-13	2-0	0-2	NA	2-2
2013-14	2-0	1-1	NA	3-1
2014-15	2-0	2-0	NA	4-0
2015-16	1-1	2-0	NA	3-1
2016-17	2-0	1-1	NA	3-1
2017-18	1-1	0-2	NA	1-3
2018-19	0-2	1-1	NA	1-3
2019-20	1-0	2-0	NA	3-0
Overall	17-5	16-8	---	33-13



NEW ORLEANS PELICANS

5800 Airline Drive
Metairie, LA 70003 • 504-593-4700

Stan Van Gundy
Head Coach



DIRECTORY

Governor: Gayle Benson
Executive VP of Basketball Operations: David Griffin
General Manager: Trajan Langdon
Head Coach: Stan Van Gundy
Assistant Coaches: Bob Beyer, Casey Hill, Fred Vinson, Rex Walters, Teresa Weatherspoon
VP of Player Care & Performance: Aaron Nelson
Sr. VP of Communications/Broadcasting: Greg Bensel
Director of Basketball Communications: Matt Ryan
Basketball Communications Manager: Will McClaran
Basketball Communications & Broadcasting Coordinator: Chris Trahan

2020-21 VS. PELICANS (ALL TIMES CENTRAL)				
12/31/20	Thursday	at Oklahoma City	7:00 p.m.	
1/6/21	Wednesday	at New Orleans	7:00 p.m.	

2019-20 VS. PELICANS				
Date	Site	W/L	Score	
11/2/19	OKC	W	115-104	
11/29/19	OKC	W	109-104	
12/1/19	NOP	W	107-104	
2/13/20	NOP	W	123-118	

THUNDER VS. PELICANS ALL-TIME

YEAR	TOTAL
2008-09	0-4
2009-10	2-1
2010-11	3-1
2011-12	3-0
2012-13	4-0
2013-14	2-1
2014-15	1-3
2015-16	2-1
2016-17	4-0
2017-18	1-2
2018-19	2-2
2019-20	4-0
Totals	28-15

GENERAL INFORMATION

Home Court: Smoothie King Center (16,867)
Radio: ESPN New Orleans (100.3 FM)
Todd Graffagnini, John DeShazier, Daniel Sallerson, Caroline Gonzalez
Television: FOX Sports New Orleans
Joel Myers, Antonio Daniels, Jen Hale
Team Colors: Navy Blue, Gold, Red

LARGEST WINNING MARGIN

OKC:	45	2/27/13	at OKC	119-74
New Orleans:	25	11/21/08	at OKC	80-105

CURRENT STREAKS VS. PELICANS

SITE	LAST WIN	SCORE	LAST LOSS	SCORE	STREAK
At Home	11/29/19	109-104	2/2/18	100-114	Won 4
At New Orleans	2/13/20	123-118	2/14/19	122-131	Won 2
Overall	2/13/20	123-118	2/14/19	122-131	Won 4

ALL-TIME OKLAHOMA CITY VS. NEW ORLEANS

Season	Home	Away	Neutral	Total
2008-09	0-2	0-2	NA	0-4
2009-10	1-1	1-0	NA	2-1
2010-11	2-0	1-1	NA	3-1
2011-12	2-0	1-0	NA	3-0
2012-13	2-0	2-0	NA	4-0
2013-14	1-0	1-1	NA	2-1
2014-15	0-2	1-1	NA	1-3
2015-16	2-0	0-1	NA	2-1
2016-17	2-0	2-0	NA	4-0
2017-18	0-1	1-1	NA	1-2
2018-19	2-0	0-2	NA	2-2
2019-20	2-0	2-0	NA	4-0
Overall	16-6	12-9	---	28-15



NEW YORK KNICKS

MADISON SQUARE GARDEN
Two Pennsylvania Plaza
New York, NY 10121 • 212-465-6471

Tom Thibodeau
Head Coach



DIRECTORY

Executive Chairman and NBA Governor: James L. Dolan
President, New York Knicks: Leon Rose
General Manager: Scott Perry
Head Coach: Tom Thibodeau
Associate Head Coach: Johnnie Bryant
Assistant Coaches: Mike Woodson, Kenny Payne, Andy Greer, Larry Greer, Jud Buechler, Pat Sullivan, Keith Bogans
Head Athletic Trainer: Roger Hinds
Vice President, Public Relations: Dan Sabreen
Director, Media Relations: Gregg Schwartz
Manager, Public Relations: Derek Lapinski

2020-21 VS. KNICKS (ALL TIMES CENTRAL)
1/8/21 Friday at New York 6:30 p.m.

2019-20 VS. KNICKS

Date	Site	W/L	Score
3/6/20	NYK	W	126-103

THUNDER VS. KNICKS ALL-TIME

YEAR	TOTAL
2008-09	1-1
2009-10	2-0
2010-11	1-1
2011-12	1-0
2012-13	1-1
2013-14	2-0
2014-15	1-1
2015-16	1-1
2016-17	2-0
2017-18	1-1
2018-19	2-0
2019-20	1-0
Totals	16-6

GENERAL INFORMATION

Home Court: Madison Square Garden (19,812)
Radio: ESPN Radio (98.7 FM)
Ed Cohen, Brendan Brown
Television: MSG Network
Mike Breen, Walt Frazier
Team Colors: Orange, Blue, White

LARGEST WINNING MARGIN

OKC:	29	12/25/13	at New York	123-94
New York:	15	12/16/17	at New York	96-111

CURRENT STREAKS VS. KNICKS

SITE	LAST WIN	SCORE	LAST LOSS	SCORE	STREAK
At Home	11/14/18	128-103	11/20/15	90-93	Won 3
At New York	3/6/20	126-103	12/16/17	96-111	Won 2
Overall	3/6/20	128-103	12/16/17	96-111	Won 3

ALL-TIME OKLAHOMA CITY VS. NEW YORK

Season	Home	Away	Neutral	Total
2008-09	1-0	0-1	NA	1-1
2009-10	1-0	1-0	NA	2-0
2010-11	1-0	0-1	NA	1-1
2011-12	1-0	0-0	NA	1-0
2012-13	0-1	1-0	NA	1-1
2013-14	1-0	1-0	NA	2-0
2014-15	1-0	0-1	NA	1-1
2015-16	0-1	1-0	NA	1-1
2016-17	1-0	1-0	NA	2-0
2017-18	1-0	0-1	NA	1-1
2018-19	1-0	1-0	NA	2-0
2019-20	0-0	1-0	NA	1-0
Overall	9-2	7-4	---	16-6



ORLANDO MAGIC

AMWAY CENTER
8701 Maitland Summit Blvd.
Orlando, FL 32810 • 407-916-2400

Steve Clifford
Head Coach



DIRECTORY

Chairman/Governor: Dan DeVos
President of Basketball Operations: Jeff Weltman
General Manager: John Hammond
Head Coach: Steve Clifford
Assistant Coaches: Steve Hetzel, Mike Batiste, Ty Corbin, Pat Delany, Bruce Kreutzer
Head Athletic Trainer: Ernest Eugene
Chief Communications Officer: Joel Glass
Sr. Director of Communications: George Galante
Director of Public Relations: Trish Wingerson
Communications Manager: Brooke Brumbelow

2020-21 VS. MAGIC (ALL TIMES CENTRAL)
12/29/20 Tuesday at Oklahoma City 7:00 p.m.
1/2/21 Saturday at Orlando 6:00 p.m.

2019-20 VS. MAGIC

Date	Site	W/L	Score
11/5/19	OKC	W	102-94
1/22/20	ORL	W	120-114

THUNDER VS. MAGIC ALL-TIME

YEAR	TOTAL
2008-09	0-2
2009-10	1-1
2010-11	1-1
2011-12	2-0
2012-13	2-0
2013-14	1-1
2014-15	2-0
2015-16	2-0
2016-17	1-1
2017-18	1-1
2018-19	2-0
2019-20	2-0
Totals	17-7

GENERAL INFORMATION

Home Court: Amway Center (18,846)
Radio: FM 96.9 The Game
Dennis Neumann, Richie Aduato
Spanish Radio: Salsa 98.1 FM (WNUE-FM)
Joey Colon
Television: FOX Sports Florida
David Steele, Jeff Turner, Dante Marchitelli
Team Colors: Blue, Silver, and Black

LARGEST WINNING MARGIN

OKC:	28	11/8/09	at OKC	102-74
Orlando:	23	2/25/11	at ORL	88-111

CURRENT STREAKS VS. MAGIC

SITE	LAST WIN	SCORE	LAST LOSS	SCORE	STREAK
At Home	11/5/19	102-94	11/13/16	117-119	Won 3
At Orlando	1/22/20	120-114	11/29/17	108-121	Won 2
Overall	1/22/20	120-114	11/29/17	108-121	Won 5

ALL-TIME OKLAHOMA CITY VS. ORLANDO

Season	Home	Away	Neutral	Total
2008-09	0-1	0-1	NA	0-2
2009-10	1-0	0-1	NA	1-1
2010-11	1-0	0-1	NA	1-1
2011-12	1-0	1-0	NA	2-0
2012-13	1-0	1-0	NA	2-0
2013-14	1-0	0-1	NA	1-1
2014-15	1-0	1-0	NA	2-0
2015-16	1-0	1-0	NA	2-0
2016-17	0-1	1-0	NA	1-1
2017-18	1-0	0-1	NA	1-1
2018-19	1-0	1-0	NA	2-0
2019-20	1-0	1-0	NA	2-0
Overall	10-2	7-5	---	17-7



PHILADELPHIA 76ERS

WELLS FARGO CENTER
3601 South Broad Street
Philadelphia, PA 19148 • 215-339-7666

Doc Rivers
Head Coach



DIRECTORY

Managing Partner: Josh Harris
Co-Managing Partner: David Blitzer
President, Basketball Operations: Daryl Morey
General Manager: Elton Brand
Head Coach: Doc Rivers
Assistant Coaches: Dave Joergel, Sam Cassell, Dan Burke, Brian Adams, Eric Hughes, Popeye Jones, Todor Pandov
Head Athletic Trainer: Kevin Johnson
Sr. VP, Communications: Dave Sholler
Sr. Director, Public Relations: Patrick Rees
Manager, Media Relations: Robert King

2020-21 VS. 76ERS (ALL TIMES CENTRAL)
1/17/21 Sunday at Oklahoma City 6:00 p.m.

2019-20 VS. 76ERS

Date	Site	W/L	Score
11/15/19	OKC	W	127-119 (OT)
1/6/20	PHI	L	113-120

THUNDER VS. 76ERS ALL-TIME

YEAR	TOTAL
2008-09	1-1
2009-10	2-0
2010-11	2-0
2011-12	1-0
2012-13	2-0
2013-14	2-0
2014-15	2-0
2015-16	2-0
2016-17	2-0
2017-18	2-0
2018-19	1-1
2019-20	1-1
Totals	20-3

GENERAL INFORMATION

Home Court: Wells Fargo Center (20,328)
Radio: The Fanatic (95.7 FM)
Tom McGinnis
Television: NBC Sports Philadelphia
Mark Zumoff, Alaa Abdelnaby
Team Colors: Red, White, Blue

LARGEST WINNING MARGIN

OKC:	33	3/4/14	at OKC	125-92
Philadelphia:	25	11/15/08	at PHI	85-110

CURRENT STREAKS VS. 76ERS

SITE	LAST WIN	SCORE	LAST LOSS	SCORE	STREAK
At Home	1/15/19	127-119 (OT)	2/28/19	104-108	Won 1
At Philadelphia	1/19/19	117-105	1/6/20	113-120	Lost 1
Overall	1/18/20	119-106	1/6/20	113-120	Lost 1

ALL-TIME OKLAHOMA CITY VS. PHILADELPHIA

Season	Home	Away	Neutral	Total
2008-09	1-0	0-1	NA	1-1
2009-10	1-0	1-0	NA	2-0
2010-11	1-0	1-0	NA	2-0
2011-12	1-0	1-0	NA	2-0
2012-13	1-0	1-0	NA	2-0
2013-14	1-0	1-0	NA	2-0
2014-15	1-0	1-0	NA	2-0
2015-16	1-0	1-0	NA	2-0
2016-17	1-0	1-0	NA	2-0
2017-18	1-0	1-0	NA	2-0
2018-19	0-1	1-0	NA	1-1
2019-20	1-0	0-1	NA	1-1
Overall	10-1	10-2	---	20-3



PHOENIX SUNS

201 E. Jefferson Street
Phoenix, AZ 85004 • 602-379-7900

Monty Williams
Head Coach



DIRECTORY

Managing Partner: Robert Sarver
President: Jason Rowley
General Manager: James Jones
Head Coach: Monty Williams
Assistant Coaches: Willie Green, Kevin Young, Mark Bryant, Randy Ayers, Brian Randle
Director, Medical Services/Head Athletic Trainer: David Crewe
Vice President, Basketball Communications: Julie Fie
Director, Basketball Communications: Cole Mickelson
Assistant to VP of Basketball Communications: Palmer Black

2019-20 VS. SUNS (ALL TIMES CENTRAL)
TBD

2019-20 VS. SUNS

Date	Site	W/L	Score
12/20/19	OKC	W	126-108
1/31/20	PHX	W	111-107
8/10/20**	PHX	L	101-128

**Played in Orlando

THUNDER VS. SUNS ALL-TIME

YEAR	TOTAL
2008-09	0-4
2009-10	2-1
2010-11	3-1
2011-12	3-0
2012-13	4-0
2013-14	1-2
2014-15	3-1
2015-16	3-0
2016-17	2-2
2017-18	2-1
2018-19	4-0
2019-20	2-1
Totals	29-13

GENERAL INFORMATION

Home Court: Talking Stick Resort Arena (18,055)
Radio: Arizona Sports 98.7 FM
Al McCoy, Jon Bloom, Tim Kempton
Spanish Radio: KSUN 1400 AM
Arturo Ochoa, Juan Urresti
Television: FOX Sports Arizona
Kevin Ray, Eddie Johnson, Ann Meyers Drysdale
Team Colors: Orange, Purple

LARGEST WINNING MARGIN

OKC:	31	2/8/13	at OKC	127-96
Phoenix:	27	8/10/20	at PHO	101-128

CURRENT STREAKS VS. SUNS

SITE	LAST WIN	SCORE	LAST LOSS	SCORE	STREAK
At Home	12/20/19	126-108	12/19/10	110-113	Won 15
At Phoenix	1/31/20	111-107	8/10/20	101-128	Lost 1
Overall	1/18/20	119-106	11/27/19	119-136	Lost 1

ALL-TIME OKLAHOMA CITY VS. PHOENIX

Season	Home	Away	Neutral	Total
2008-09	0-2	0-2	NA	0-4
2009-10	1-1	1-0	NA	2-1
2010-11	1-1	2-0	NA	3-1
2011-12	2-0	1-0	NA	3-0
2012-13	2-0	2-0	NA	4-0
2013-14	1-0	0-2	NA	1-2
2014-15	2-0	1-1	NA	3-1
2015-16	2-0	1-0	NA	3-0
2016-17	2-0	0-2	NA	2-2
2017-18	1-0	1-1	NA	2-1
2018-19	2-0	2-0	NA	4-0
2019-20	1-0	1-1	NA	2-1
Overall	17-4	12-9	---	29-13



PORTLAND TRAIL BLAZERS

One Center Court, Suite 200
Portland, OR 97227 • 503-234-9291

Terry Stotts
Head Coach



DIRECTORY

Chair: Jody Allen
President of Basketball Operations: Neil Olshey
Head Coach: Terry Stotts
Associate Head Coach: Nate Tibbets
Assistant Coaches: Dale Osbourne, Jim Moran, John McCullough, Jannero Pargo
Head Athletic Trainer: Geoff Clark
Vice President, Basketball Communications: Jim Taylor
Basketball Communications Manager: Jacob Gifford
Basketball Communications Coordinator: Heavyn Jackson

2020-21 VS. TRAIL BLAZERS (ALL TIMES CENTRAL)

Date	Day	Location	Time
1/25/21	Monday	at Portland	9:00 p.m.
2/16/21	Tuesday	at Oklahoma City	7:00 p.m.

2019-20 VS. TRAIL BLAZERS

Date	Site	W/L	Score
10/30/19	OKC	L	99-102
11/27/19	POR	L	119-136
12/8/19	POR	W	108-96
1/18/20	OKC	W	119-106

THUNDER VS. TRAIL BLAZERS ALL-TIME

YEAR	TOTAL
2008-09	1-3
2009-10	1-3
2010-11	3-1
2011-12	3-1
2012-13	4-0
2013-14	2-2
2014-15	1-3
2015-16	2-2
2016-17	1-3
2017-18	0-4
2018-19	4-0
2019-20	2-2
Totals	24-24

GENERAL INFORMATION

Home Court: Moda Center (19,441)
Radio: Rip City Radio 620 AM
Travis Demers, Michael Holton
Television: NBC Sports Northwest
Jordan Kent, Lamar Hurd, Brooke Olzendam
Team Colors: Scarlet, Black, White

LARGEST WINNING MARGIN

Team	Score	Date	Location	Opponent	Score
OKC	34	3/14/16	at OKC	Trail Blazers	128-94
Portland	35	4/3/09	at POR	Trail Blazers	72-107

CURRENT STREAKS VS. TRAIL BLAZERS

SITE	LAST WIN	SCORE	LAST LOSS	SCORE	STREAK
At Home	1/18/20	119-106	10/30/19	99-102	Won 1
At Portland	12/8/19	108-96	11/27/19	119-136	Won 1
Overall	1/18/20	119-106	11/27/19	119-136	Won 2

ALL-TIME OKLAHOMA CITY VS. PORTLAND

Season	Home	Away	Neutral	Total
2008-09	1-1	0-2	NA	1-3
2009-10	0-2	1-1	NA	1-3
2010-11	2-0	1-1	NA	3-1
2011-12	1-1	2-0	NA	3-1
2012-13	2-0	2-0	NA	4-0
2013-14	1-1	1-1	NA	2-2
2014-15	1-1	0-2	NA	1-3
2015-16	2-0	0-2	NA	2-2
2016-17	1-1	0-2	NA	1-3
2017-18	0-2	0-2	NA	0-4
2018-19	2-0	2-0	NA	4-0
2019-20	1-1	1-1	NA	2-2
Overall	14-10	10-14	---	24-24



SACRAMENTO KINGS

GOLDEN 1 CENTER
One Sports Parkway
Sacramento, CA 95834 • 916-928-0000

Luke Walton
Head Coach



DIRECTORY

Chairman and Governor: Vivek Ranadive
General Manager: Monte McNair
Head Coach: Luke Walton
Associate Head Coach: Alvin Gentry
Assistant Coaches: Jesse Murmuys, Rex Kalamian, Roy Rana, Rico Hines, Bobby Jackson, Stacey Augmon, Lindsey Harding
Head Athletic Trainer: Joe Resendez
Senior Vice President, Communications: Joelle Terry
Director, Media Relations: Alexander Sigua
Media Relations Manager: Rahsaan Gethers

2020-21 VS. KINGS (ALL TIMES CENTRAL)

TBD

2019-20 VS. KINGS

Date	Site	W/L	Score
12/11/19	SAC	L	93-94
1/29/20	SAC	W	120-100
2/27/20	OKC	W	112-108

THUNDER VS. KINGS ALL-TIME

YEAR	TOTAL
2008-09	2-1
2009-10	3-1
2010-11	4-0
2011-12	3-1
2012-13	3-0
2013-14	4-0
2014-15	3-1
2015-16	2-2
2016-17	3-1
2017-18	3-1
2018-19	1-3
2019-20	2-1
Totals	32-12

GENERAL INFORMATION

Home Court: Golden 1 Center (17,583)
Radio: KHTK 1140 (1140 AM)
Gary Gerould
Television: NBC Sports California:
Mark Jones, Kyle Draper, Doug Christie, Kayte Hunter
Team Colors: Purple, Slate Grey, Black

LARGEST WINNING MARGIN

Team	Score	Date	Location	Opponent	Score
OKC	30	2/15/11	at OKC	Kings	126-96
Sacramento	21	1/7/15	at SAC	Kings	83-104

CURRENT STREAKS VS. KINGS

SITE	LAST WIN	SCORE	LAST LOSS	SCORE	STREAK
At Home	2/27/20	112-108	2/23/19	116-119	Won 1
At Sacramento	1/29/20	120-100	12/11/19	93-94	Won 1
Overall	2/27/20	112-108	12/11/19	93-94	Won 2

ALL-TIME OKLAHOMA CITY VS. SACRAMENTO

Season	Home	Away	Neutral	Total
2008-09	1-0	1-1	NA	2-1
2009-10	2-0	1-1	NA	3-1
2010-11	2-0	2-0	NA	4-0
2011-12	2-0	1-1	NA	3-1
2012-13	2-0	1-0	NA	3-0
2013-14	2-0	2-0	NA	4-0
2014-15	2-0	1-1	NA	3-1
2015-16	1-1	1-1	NA	2-2
2016-17	1-0	1-1	NA	2-1
2017-18	2-0	1-1	NA	3-1
2018-19	0-2	1-1	NA	1-3
2019-20	1-0	1-1	NA	2-1
Overall	18-3	14-9	---	32-12



SAN ANTONIO SPURS

AT&T CENTER
One AT&T Center
San Antonio, TX 78219 • 210-444-5500

Gregg Popovich
Head Coach



DIRECTORY

Chairman: Peter J. Holt

President & CEO: R.C. Buford

President of Basketball Operations/Head Coach:

Gregg Popovich

General Manager: Brian Wright

Assistant Coaches: Becky Hammon, Will Hardy, Chip

Engelland, Mitch Johnson

Head Athletic Trainer: Will Sevensen

VP of Communications: Tom James

Basketball Communications Manager: Kris Davis

Basketball Communications Manager: Jordan Howenstine

2020-21 VS. SPURS (ALL TIMES CENTRAL)

1/12/21	Tuesday	at Oklahoma City	7:00 p.m.
2/24/21	Wednesday	at Oklahoma City	7:00 p.m.
3/4/21	Thursday	at San Antonio	7:30 p.m.

2019-20 VS. SPURS

Date	Site	W/L	Score
1/10/19	SAS	L	147-154 (2OT)
1/12/19	OKC	W	122-112
3/2/19	SAS	L	102-116

THUNDER VS. SPURS ALL-TIME

YEAR	TOTAL
2008-09	2-2
2009-10	1-3
2010-11	0-3
2011-12	1-2
2012-13	2-2
2013-14	4-0
2014-15	1-2
2015-16	2-2
2016-17	1-2
2017-18	2-2
2018-19	1-2
2019-20	1-2
Totals	19-24

GENERAL INFORMATION

Home Court: AT&T Center (18,354)

Radio: WOAI (1200 AM)

Bill Schoening

Spanish Radio: KXTN (107.5 FM)

Paul Castro

Television: KENS, KMYS, FOX Sports Southwest

Bill Land, Sean Elliott, Dan Weiss and Matt Bonner

Team Colors: Silver, Black, White

LARGEST WINNING MARGIN

OKC:	28	2/23/20	at OKC	131-103
San Antonio:	39	3/25/15	at SAS	91-130

CURRENT STREAKS VS. SPURS

SITE	LAST WIN	SCORE	LAST LOSS	SCORE	STREAK
At Home	2/23/20	131-103	2/11/20	106-114	Won 1
At San Antonio	1/2/20	109-103	11/7/19	112-121	Won 1
Overall	2/23/20	131-103	2/11/20	106-114	Won 1

ALL-TIME OKLAHOMA CITY VS. SAN ANTONIO

Season	Home	Away	Neutral	Total
2008-09	1-1	1-1	NA	2-2
2009-10	0-2	1-1	NA	1-3
2010-11	0-1	0-2	NA	0-3
2011-12	1-1	0-1	NA	1-2
2012-13	2-0	0-2	NA	2-2
2013-14	2-0	2-0	NA	4-0
2014-15	0-1	1-1	NA	1-2
2015-16	2-0	0-2	NA	2-2
2016-17	1-1	0-1	NA	1-2
2017-18	2-0	0-2	NA	2-2
2018-19	1-0	0-2	NA	1-2
2019-20	1-1	1-1	NA	2-2
Overall	13-8	6-16	---	19-24



TORONTO RAPTORS

OVO ATHLETIC CENTRE
30 British Columbia Road
Toronto, Ontario, Canada M6K 3C3

Nick Nurse
Head Coach



DIRECTORY

Chairman of the Board & Chairman, NBA Board of

Governors: Lawrence M. Tanenbaum, O.C.

President: Masai Ujiri

General Manager: Bobby Webster

Head Coach: Nick Nurse

Assistant Coaches: Adrian Griffin, Sergio Scariolo, Nate

Bjorkgren, Patrick Mutumbo, Jim Sann, Jon Goodwillie, Brittini

Donaldson

Head Athletic Trainer: Scott McCullough

Director, Communications: Jennifer Quinn

Senior Manager, Basketball Communications: Roven Yau

Manager, Communications: Phil Summers

Coordinator, Communications: Emma Marshall, Tasala

Tahir

GENERAL INFORMATION

Home Court: Air Canada Centre (19,800)

Radio: TSN Radio 1050, Sportsnet 590 The FAN

Paul Jones, Eric Smith, Jack Armstrong, Sherman Hamilton

Television: TSN, Sportsnet

Matt Devlin, Leo Rautins, Jack Armstrong

Team Colors: Red, Black, Silver

2020-21 VS. RAPTORS (ALL TIMES CENTRAL)

TBD

2019-20 VS. RAPTORS

Date	Site	W/L	Score
12/29/19	TOR	W	98-97
1/15/20	OKC	L	121-130

THUNDER VS. RAPTORS ALL-TIME

YEAR	TOTAL
2008-09	1-1
2009-10	2-0
2010-11	0-2
2011-12	1-0
2012-13	2-0
2013-14	1-1
2014-15	1-1
2015-16	1-1
2016-17	1-1
2017-18	2-0
2018-19	1-1
2019-20	1-1
Totals	14-9

LARGEST WINNING MARGIN

OKC:	26	3/19/10	at TOR	115-89
Toronto:	16	3/27/09	at TOR	96-112

CURRENT STREAKS VS. RAPTORS

SITE	LAST WIN	SCORE	LAST LOSS	SCORE	STREAK
At Home	12/27/17	124-107	1/15/20	121-130	Lost 2
At Toronto	12/29/19	98-97	11/4/14	88-100	Won 5
Overall	12/29/19	98-97	1/15/20	121-130	Lost 1

ALL-TIME OKLAHOMA CITY VS. TORONTO

Season	Home	Away	Neutral	Total
2008-09	1-0	0-1	NA	1-1
2009-10	1-0	1-0	NA	2-0
2010-11	0-1	0-1	NA	0-2
2011-12	1-0	0-0	NA	1-0
2012-13	1-0	1-0	NA	2-0
2013-14	0-1	1-0	NA	1-1
2014-15	1-0	0-1	NA	1-1
2015-16	0-1	1-0	NA	1-1
2016-17	0-1	1-0	NA	1-1
2017-18	1-0	1-0	NA	2-0
2018-19	0-1	1-0	NA	1-1
2019-20	0-1	1-0	NA	1-1
Overall	6-6	8-3	---	14-9



UTAH JAZZ

ZIONS BANK BASKETBALL CAMPUS
1420 S. 500 W
Salt Lake City, UT 84115 • 801-325-2500

Quin Snyder
Head Coach



DIRECTORY

Owner and Chairman: Gail Miller
Executive VP of Basketball Operations: Dennis Lindsey
General Manager: Justin Zanik
Head Coach: Quin Snyder
Assistant Coaches: Zach Guthrie, Mark McKown, Alex Jensen, Mike Wells, Jeff Watkinson
Head Athletic Trainer: Eric Waters
Senior Vice President of Communications: Frank Zang
Vice President of Communications: Derek Garduño
Director of Communications: Madeline Crandall
Manager of Communications: Danny Franks

2020-21 VS. JAZZ (ALL TIMES CENTRAL)
12/28/20 Monday at Oklahoma City 7:00 p.m.

2019-20 VS. JAZZ

Date	Site	W/L	Score
10/23/19	UTA	L	95-100
12/9/19	UTA	W	104-90
8/1/20**	OKC	W	110-94

** Played in Orlando

THUNDER VS. JAZZ ALL-TIME

YEAR	TOTAL
2008-09	1-3
2009-10	3-1
2010-11	3-1
2011-12	2-1
2012-13	3-1
2013-14	3-1
2014-15	2-2
2015-16	4-0
2016-17	3-1
2017-18	3-1
2018-19	4-0
2019-20	2-1
Totals	33-13

GENERAL INFORMATION

Home Court: Vivint Smart Home Arena (18,306)
Radio: KZNS (1280 AM/95.7 FM "The Zone")
David Locke, Ron Boone
Television: AT&T SportsNet
Craig Bolerjack, Matt Harpring, Kristen Kenney
Team Colors: Navy, Dark Green, Dark Yellow

LARGEST WINNING MARGIN

OKC:	28	12/20/17	at OKC	107-79
Utah:	21	10/31/10	at OKC	99-120

CURRENT STREAKS VS. JAZZ

SITE	LAST WIN	SCORE	LAST LOSS	SCORE	STREAK
At Home	8/1/20	110-94	10/31/10	99-120	Won 17
At Utah	12/9/19	104-90	10/23/19	95-100	Won 1
Overall	8/1/20	110-94	10/23/19	95-100	Won 2

ALL-TIME OKLAHOMA CITY VS. UTAH

Season	Home	Away	Neutral	Total
2008-09	1-1	0-2	NA	1-3
2009-10	2-0	1-1	NA	3-1
2010-11	1-1	2-0	NA	3-1
2011-12	1-0	1-1	NA	2-1
2012-13	2-0	1-1	NA	3-1
2013-14	2-0	1-1	NA	3-1
2014-15	2-0	0-2	NA	2-2
2015-16	2-0	2-0	NA	4-0
2016-17	2-0	1-1	NA	3-1
2017-18	2-0	1-1	NA	3-1
2018-19	2-0	2-0	NA	4-0
2019-20	1-0	1-1	NA	2-1
Overall	20-2	13-11	---	33-13



WASHINGTON WIZARDS

CAPITAL ONE CENTER
601 F Street NW
Washington, DC 20004 • 202-661-5000

Scott Brooks
Head Coach



DIRECTORY

Chairman & CEO: Ted Leonsis
General Manager: Tommy Sheppard
Head Coach: Scott Brooks
Associate Head Coach: Tony Brown
Assistant Coaches: Mike Longabardi, Robert Pack, Jarell Christian, Corey Gaines, Dean Oliver, Mike Terpstra
Director of Player Health: Dr. Michael Ashton
Director of Physical Performance and Therapy: Dr. Michael Davis
Vice President, Communications: Scott Hall
Director, Basketball Communications: Daren Jenkins
Communications Manager: Matt Quinn
Director of Corporate Communications: Ketsia Colimon

2020-21 VS. WIZARDS (ALL TIMES CENTRAL)
TBD

2019-20 VS. WIZARDS

Date	Site	W/L	Score
10/25/19	OKC	L	85-97
8/9/20**	OKC	W	121-103

** Played in Orlando

THUNDER VS. WIZARDS ALL-TIME

YEAR	TOTAL
2008-09	1-1
2009-10	2-0
2010-11	2-0
2011-12	0-1
2012-13	1-1
2013-14	1-1
2014-15	2-0
2015-16	2-0
2016-17	1-1
2017-18	1-1
2018-19	1-1
2019-20	1-1
Totals	15-8

GENERAL INFORMATION

Home Court: Capital One Center (20,362)
Radio: WFED (1500 AM)
Dave Johnson, Glenn Consor
Television: NBC Sports Washington
Justin Kutcher, Drew Gooden, Caron Butler, Chris Miller
Team Colors: Red, navy blue, silver, white

LARGEST WINNING MARGIN

OKC:	27	3/14/11	at WAS	116-89
Washington:	22	2/13/17	at WAS	98-120

CURRENT STREAKS VS. WIZARDS

SITE	LAST WIN	SCORE	LAST LOSS	SCORE	STREAK
At Home	8/9/20	121-103	10/25/19	85-97	Won 1
At Washington	11/2/18	134-111	1/30/18	96-102	Won 1
Overall	8/9/20	121-103	10/25/19	85-97	Won 1

ALL-TIME OKLAHOMA CITY VS. WASHINGTON

Season	Home	Away	Neutral	Total
2008-09	1-0	0-1	NA	1-1
2009-10	1-0	1-0	NA	2-0
2010-11	1-0	1-0	NA	2-0
2011-12	0-0	0-1	NA	0-1
2012-13	1-0	0-1	NA	1-1
2013-14	1-0	0-1	NA	1-1
2014-15	1-0	1-0	NA	2-0
2015-16	1-0	1-0	NA	2-0
2016-17	1-0	0-1	NA	1-1
2017-18	1-0	0-1	NA	1-1
2018-19	0-1	1-0	NA	1-1
2019-20	1-1	0-0	NA	1-1
Overall	10-2	5-6	---	15-8

MEDIA INFORMATION

THUNDER BROADCASTERS



CHRIS FISHER THUNDER TELEVISION PLAY-BY-PLAY ANNOUNCER

Chris Fisher joined the broadcasting team in the 2018-19 season as the television play-by-play announcer for the Oklahoma City Thunder on FOX Sports Oklahoma.

A graduate of the University of Southern California, Fisher came to Oklahoma City from Los Angeles, where he served as the radio voice for USC basketball for eight years, as well as host for Trojan football broadcasts. Fisher's television work includes basketball play-by-play for FS1, FOX Sports West, the PAC 12 Network and Time Warner Cable. During his career, Fisher also worked in broadcasting for minor league baseball teams including the Eugene (Ore.) Emeralds, a minor league affiliate of the San Diego Padres, and the Potomac Nationals in Woodbridge, Virginia, an affiliate of the Washington Nationals.

A native of California, Fisher currently resides in Oklahoma City.



MICHAEL CAGE THUNDER TELEVISION ANALYST

Michael Cage joined the Thunder broadcasting team in 2014 as its television analyst for all FOX Sports Oklahoma broadcasts.

Cage played 15 seasons from 1984-2000 as a power forward in the NBA with the Los Angeles Clippers, Seattle Supersonics, Cleveland Cavaliers, Philadelphia 76ers and New Jersey Nets. He led the NBA in rebounding in 1988, capturing the title by grabbing 30 rebounds in the final game of the regular season.

A native of West Memphis, Arkansas, Cage was a first-round draft pick of the Clippers in 1984 following a successful career at San Diego State University. At SDSU he was named a second-team All-American in 1984 and twice was selected as Western Athletic Conference Player of the Year. The Aztecs retired his jersey (No. 44) in 1984. He was also a member of the gold-medal winning 1983 United States team in the Pan American Games, and he is a member of both the Arkansas Sports Hall of Fame and the San Diego State Hall of Fame.

Following his playing career, Cage has worked as both a broadcaster and a high school and AAU basketball coach. His broadcasting experience includes serving as TV analyst for the Memphis Grizzlies, FOX Sports West, ESPN, Prime Ticket and Westwood One radio. Cage coached Mater Dei High School in Los Angeles to back-to-back state titles in 2013-14 and a national championship in 2014. He also served as a guest coach for the Cleveland Cavaliers at the 2013 NBA Summer League in Las Vegas.

Cage has a long history of giving back to the community during and after his NBA playing career. The Michael Cage Foundation works with young athletes to mentor, teach and share life lessons.



NICK GALLO BROADCAST REPORTER & DIGITAL EDITOR

Nick Gallo joined the Thunder in 2012 as the team's digital reporter. Since the 2014-15 season, he has regularly provided courtside reports for FOX Sports Oklahoma game broadcasts, serving in the sideline reporter role for at least 35 games each season from the 2016-17 through 2018-19 seasons. Prior to the 2019-20 season, Gallo was promoted to sideline reporter for the full slate of 81 Thunder broadcasts on FOX Sports Oklahoma.

Gallo also frequently writes articles for the Thunder website, okcthunder.com, including practice reports, game previews, game recaps, features and community stories. He also serves as the daily video reporter and producer for okcthunder.com, in addition to helping create content that is featured on @okcthunder social media channels. He is the co-host of the Thunder Basketball Universe podcast and is a producer for OKC Thunder Films projects, including the Nick Collison documentary, "Mr. Thunder", the Paul George animated short "Growing Up George", the Steven Adams documentary, "The Kiwi Way" and the 2020 film "The Everyday Saint".

Prior to his arrival in Oklahoma City, Gallo worked as a reporter for the New York Jets website for two seasons. Before that, he reported for the Tennessee Titans website for two seasons while attending Vanderbilt University in Nashville, Tennessee. He also covered sports for the Vanderbilt Hustler before graduating in 2010 and wrote for the Chapel Hill News while growing up in his hometown of Durham, North Carolina. Gallo and his wife Maddie were married in September 2017 and live in Oklahoma City with their daughter Camellia, who was born in October of 2020.



THUNDER BROADCASTERS



PARIS LAWSON BROADCAST REPORTER & DIGITAL EDITOR

Paris Lawson joined the Thunder in the 2019-20 season as Digital Content Reporter. Lawson contributes written coverage of the organization for okcthunder.com including game previews, recaps, feature stories and the Thunder's impact in the community. She also covers the team and the organization as host for the Thunder Basketball Universe podcast and the Thunder Cares Cast on the Thunder Podcast Network. During the 2020 NBA restart in Orlando, Lawson officially joined the Thunder broadcast team where she serves as a host and reporter for Thunder television broadcasts and reporter for FOX Sports broadcast.

Prior to her time with the Thunder, Lawson spent years covering collegiate and professional athletics in her hometown of Nashville, TN. She has worked as a sideline reporter and analyst for television and radio coverage of women's volleyball, men's and women's basketball and USL soccer. Lawson graduated from Belmont University in Nashville where she played Division 1 basketball and won four consecutive Ohio Valley Conference Tournament championships earning four automatic berths to the NCAA tournament during her time.



MATT PINTO THUNDER RADIO BROADCASTER

Oklahoma City Thunder radio broadcaster Matt Pinto is a veteran NBA play-by-play announcer who has been with the franchise since 2007.

Prior to joining the franchise, Pinto was in Los Angeles, where he has served as the radio voice of the NBA's Clippers for two seasons. From 1997-2005, Pinto was on the Dallas Mavericks' broadcast team, serving as the radio play-by-play voice from 1997-2001 and the television voice from 2001-05. While in Dallas, Pinto also worked as a talk show host for KESN radio and was the play-by-play announcer of the NCAA Division IAA regional game of the week for The Football Network. In 1997, Pinto was named best play-by-play announcer for the state of Texas by the Associated Press.

From 1990-97, Pinto was the radio play-by-play voice of the NBA's Charlotte Hornets, where he was recognized in 1992 as the Premier Sportscaster in North Carolina by the Charlotte Observer. Pinto was also the television play-by-play voice of UNC-Charlotte basketball games and was an occasional host of ESPN national sports talk shows, as well as serving as the play-by-play voice of Westwood One college basketball.

Before joining the NBA ranks, Pinto worked in the sports broadcasting field in Honolulu, Boston, Los Angeles and Amarillo, Texas.

Matt lives in Edmond with his beloved children Nash and Gabriela. He is the proud dad of Daryl and Tamara and grandfather to precious Jackson and Amelia.



ELENO ORNELAS THUNDER SPANISH RADIO PLAY-BY-PLAY ANNOUNCER

Eleno Ornelas joined the Thunder in 2009 as the Spanish radio play-by-play announcer, calling all Thunder home games.

Ornelas also serves as the Texas Rangers coordinator of Spanish broadcasting and the play-by-play announcer for all Rangers Spanish radio broadcasts. He joined the Rangers Spanish radio broadcast team in 2000, contributing both play-by-play and analysis before becoming the full-time play-by-play announcer in 2003. He has done radio play-by-play for the Dallas Mavericks and covered the Dallas Cowboys.

Ornelas, is a native of Juarez, Mexico and was a professional baseball announcer in that country before coming to Texas. He has an extensive background as an administrator in the Mexican amateur baseball leagues in north Texas, serving as president of the Dallas League from 1993-98.

BASKETBALL COMMUNICATIONS STAFF



MATT TUMBLESON VICE PRESIDENT OF BASKETBALL COMMUNICATIONS & ENGAGEMENT

Now in his 17th season in the NBA, Matt Tumbleson begins his 10th season with the Oklahoma City Thunder and fourth as the team's Vice President of Basketball Communications & Engagement. He previously served as the Thunder's Director of Basketball Communications.

Tumbleson and the basketball communications staff are responsible for promoting the endeavors of the Thunder players, coaches and front office staff both on and off the court. He is also responsible for managing the day-to-day requests from local, national and international media. Additionally, Tumbleson oversees the organization's Community and Lifestyle Services function, an area that develops and executes programs for the betterment of players that build skills that can be utilized away from the court.

In partnership with the Thunder's broadcast and digital department, Tumbleson developed Thunder Films, which aims to tell the stories of the Thunder's players and people in a unique and in-depth way. Thunder Films has produced "Everyday Saint", "Mr. Thunder" and "Growing Up George", all of which have been featured at the popular deadCenter Film Festival in Oklahoma City. Tumbleson and his team also wrote, produced and directed the popular "Stache Bros." digital series that was part of Russell's Westbrook's MVP campaign.

Prior to joining the Thunder, Tumbleson served three-plus years as the primary media contact for the Memphis Grizzlies for all business operations, FedExForum and team content away from the court. During the 2010-11 season, Tumbleson took over all team on-court communications initiatives in addition to his previous responsibilities as the Senior Manager of Communications and Publications.

Before his stint in Memphis, the Illinois native worked on the team side of communications for the New Jersey Nets and San Antonio Spurs. During the 2005-06 season, Tumbleson worked for both the Spurs media relations and basketball operations department.

Matt resides in Edmond with his wife, Christina, and their four children, Teddy, Audrey, Liv and Abe.



JOHN READ SENIOR BASKETBALL COMMUNICATIONS LEAD

John Read enters his 13th season with the Oklahoma City Thunder where he currently serves as the team's Senior Basketball Communications Lead. He previously held the title of Manager of Basketball Communications for six years following a three-year stint as the Thunder's Basketball Communications Coordinator. In his current role with the team, Read serves as a liaison between the Thunder players, coaches, front office and the media.

The Mission Viejo, CA native is a 2006 graduate of Loyola Marymount University with a degree in Business Finance. Read joined the Thunder in March of 2009 after starting the 2008-09 NBA season with the Dallas Mavericks front office. His NBA experience dates back to 2004 when he began working as an intern with the Los Angeles Lakers Public Relations Department.



LAILA WANI BASKETBALL COMMUNICATIONS COORDINATOR

Laila Wani enters her fifth season as Basketball Communications Coordinator. Prior to the Thunder, she worked for the Miami Marlins, where she helped execute communications strategies for the Marlins during the 2016 MLB season. As coordinator for the team, Wani assists as a liaison between players, coaches, front office and the media for both the Thunder and the team's G League affiliate, the Oklahoma City Blue, as well as assisting in formation of communications tactics for the team.

Previous to her time in baseball, the Oklahoma native served as communications intern for the Rocky Mountain Athletic Conference and also spent time in the Athletic Communications department for the University of Oklahoma. Wani is a graduate of the University of Oklahoma, where she earned her bachelor's degree in Public Relations in 2014.



SHELBY WILLINGHAM BASKETBALL COMMUNICATIONS COORDINATOR

Shelby Willingham returns to the Thunder for her fourth year as Basketball Communications Coordinator where she works with front office personnel, players, coaches and local and national media members covering both the Thunder and the NBA G League's Oklahoma City Blue and serves as the primary publications and statistics contact. Previously, she spent the 2016-17 season as the Basketball Communications Assistant for the San Antonio Spurs before being promoted to Corporate Communications Coordinator.

Prior to her time in San Antonio, Willingham spent the 2014-15 and 2015-16 campaigns interning for the Thunder's communications department. The Oklahoma State graduate also interned in the university's athletic marketing and promotions department for two and a half years before graduating with a bachelor's degree in Spanish and Secondary Education.

2020-21 OKLAHOMA CITY THUNDER RADIO NETWORK

Flagship:.....WWLS-The Sports Animal (98.1 FM), Oklahoma City	KADS.....(1240 AM) Sports Animal Elk City
KWPN.....(640 AM) ESPN Radio Oklahoma City	KCRC.....(1390 AM) Enid
WKY ... (930 AM) The Sports Animal Oklahoma City (Spanish-language broadcast)	KKRX.....(1380 AM) The Ticket, Lawton
KJCM.....(100.3 FM) Sports Animal Altus/Hobart	KMCO.....(101.3 FM) McAlester
KVSO.....(107.5 FM, 1240 AM) Sports Animal Ardmore	KYAL.....(97.1 FM, 1550 AM) Sports Animal Tulsa/Sapulpa/Muskogee
KKBI.....(106.1 FM) Broken Bow/Idabel	KITO, KGND.....(96.1 FM, 1470 AM) Sports Animal Vinita
KPGM.....(1500 AM, 99.1 FM) Pawhuska/Bartlesville	KSIW.....(1450 AM) Sports Animal Woodward

The following information has been established to assist in your coverage of the Oklahoma City Thunder and to provide a professional working environment for all members of the media.



The Oklahoma City Thunder PR Twitter is updated daily with practice times, shootaround times, media availability times and relevant stats.

CHESAPEAKE ENERGY ARENA is located in downtown Oklahoma City at the corner of Reno Avenue and Robinson Avenue. Chesapeake Energy Arena sits in the heart of a downtown renaissance, just steps away from the Cox Convention Center, as well as hotels, restaurants and entertainment venues in downtown Oklahoma City and Bricktown.

PARKING is available on a limited basis and can be requested by emailing a member of the Basketball Communications department. Please confirm your credential and parking spot by noon the day before the game. Media parking is located at the Courtyard by Marriott parking garage located just east of Chesapeake Energy Arena. Media with confirmed parking should enter the Courtyard by Marriott parking garage off EK Gaylord Blvd and proceed to designated zone entrance. Red zone enters at the loading dock. Yellow zone enters at the VIP entrance. Green zone enters at the employee entrance.

MEDIA SEATING is located in sections 103, 104 and Upper Press level. For those in Upper Press, please use the elevators located across from section 106 on the main concourse. Although you may be provided a season credential, please email John (jread@okcthunder.com) and Laila (lwani@okcthunder.com) EVERY game that you plan to attend in order to secure a media seat at least 24 hours prior to the desired game. Media seats will be assigned by the Basketball Communications department and we ask that you please do not switch assigned seats without prior approval from the Basketball Communications department. Seating charts can be found near each seating area and online with all media materials.

MEDIA DINING is provided to working media and can be picked up upon arrival and taken directly to your media seat beginning three hours prior to tipoff on game day.

PHOTOGRAPHERS can find photo charts with their assigned spots near each seating area and online with all media materials. PHOTOGRAPHERS ARE PROHIBITED TO SHOOT FROM ANY AREA BESIDES YOUR ASSIGNED SEAT WITHOUT PRIOR APPROVAL FROM THE PUBLIC RELATIONS DEPARTMENT.

INTERVIEW REQUESTS requiring special accommodations should be made in advance by contacting the Basketball Communications department. For player and coach interview requests, please contact Matt (mtumbleson@okcthunder.com).

GAME NOTES AND STATISTICS are available online at a link provided by the Basketball Communications department and will be updated there throughout the season. Statisticians for radio and television broadcasts can be arranged by contacting the Basketball Communications department.

PLAYER AND COACH MEDIA AVAILABILITIES will be available via Zoom links provided by the Basketball Communications department. Media is not required to attend game in person in order to continue to participate in Zoom availabilities. Recordings of all Thunder availabilities this season can be found at okcthunder.com/mediaavailability.

MEDIA COVERING THE THUNDER



DEAN BLEVINS
KWTU-TV



BRIAN BRINKLEY
KFOR-TV



CLIFF BRUNT
ASSOCIATED PRESS



JENNI CARLSON
THE OKLAHOMAN



CLAY HORNING
NORMAN TRANSCRIPT



BRYAN KEATING
KOCO-TV



MICHAEL KINNEY
YUKON REVIEW



STEVE McGEHEE
KWTU-TV



JOE MUSSATTO
THE OKLAHOMAN



MYRON PATTON
KOKH-TV



BERRY TRAMEL
THE OKLAHOMAN



ROYCE YOUNG
ESPN.COM



THUNDER ION

POWERED BY  UHealth

The Oklahoma City Thunder began calling the Thunder ION home just prior to the start of the 2011-12 season.

The 53,000 square foot state-of-the-art practice facility features two full-sized basketball courts, a 27-seat team classroom and a hydrotherapy area which was designed to benefit the Thunder's medical and training staff in the prevention and rehabilitation of injuries.

Funding for the construction of the practice facility and renovations to the team's Chesapeake Energy Arena comes from a one-cent sales tax approved by Oklahoma City voters on March 4, 2008. The 15-month tax took



effect on January 1, 2009 and ran through March 31, 2010. As part of the lease agreement, the Thunder will make an annual rent payment to the City of Oklahoma City.

During the groundbreaking ceremony in August of 2009, Oklahoma City Mayor Mick Cornett commented, "Having the Thunder in Oklahoma City has been a tremendous sense of pride for our community. When the citizens of Oklahoma City passed the Big League City initiative to renovate the city's downtown arena and build an NBA-leading practice facility, we all looked forward to this day."



