



# MEDIA GUIDE



## OCTOBER

## NOVEMBER

SUN	MON	TUE	WED	THU	FRI	SAT
		1	2	3	4	5
6	7	8	9	10	11	12
13	14	15	16	17	18	19
20	21	22	23	24	25	26
27	28	29	30	31		

SUN	MON	TUE	WED	THU	FRI	SAT
					1	2
3	4	5	6	7	8	9
10	11	12	13	14	15	16
17	18	19	20	21	22	23
24	25	26	27	28	29	30

## DECEMBER

## JANUARY

SUN	MON	TUE	WED	THU	FRI	SAT
1	2	3	4	5	6	7
8	9	10	11	12	13	14
15	16	17	18	19	20	21
22	23	24	25	26	27	28
29	30	31				

SUN	MON	TUE	WED	THU	FRI	SAT
					1	2
3	4	5	6	7	8	9
10	11	12	13	14	15	16
17	18	19	20	21	22	23
24	25	26	27	28	29	30

## FEBRUARY

## MARCH

SUN	MON	TUE	WED	THU	FRI	SAT
						1
2	3	4	5	6	7	8
9	10	11	12	13	14	15
16	17	18	19	20	21	22
23	24	25	26	27	28	29

SUN	MON	TUE	WED	THU	FRI	SAT
1	2	3	4	5	6	7
8	9	10	11	12	13	14
15	16	17	18	19	20	21
22	23	24	25	26	27	28
29	30	31				

## APRIL

CHESAPEAKE  
ENERGY ARENA

SUN	MON	TUE	WED	THU	FRI	SAT
						1
2	3	4	5	6	7	8
9	10	11	12	13	14	15
16	17	18	19	20	21	22
23	24	25	26	27	28	29



OKLAHOMA

WWLS  
THE SPORTS ANALYST  
98.1FM

ALL HOME GAMES IN SPANISH ON WKY 930AM



@okcthunder

All Times Central  
okcthunder.com/buytickets

## 2019-20 Oklahoma City Thunder Media Guide

The 2019-20 Oklahoma City Thunder media guide was written and edited by Matt Tumbleson, John Read and Laila Wani. Special statistical assistance was provided by Elias Sports Bureau. All photos were provided by NBA Entertainment unless otherwise noted. This publication was printed at Southwestern Stationery and Bank Supply, Inc., Oklahoma City, OK. Special thanks to Daren Shepherd for his work on the production, design and layout of the media guide.

The information contained in this publication was compiled by the Oklahoma City Thunder and is provided as a courtesy to fans and the press and may be used only for personal or editorial purposes. Any commercial use of this information is prohibited without the prior written consent of the Oklahoma City Thunder. All NBA and team insignias depicted in this publication are the property of NBA Properties, Inc. and the respective teams of the NBA and may not be reproduced for commercial purposes without the prior written consent of NBA Properties, Inc. (c) Copyright 2019 Oklahoma City Thunder.

## TABLE OF CONTENTS



## GENERAL INFORMATION

General Information.....4

## THUNDER OWNERSHIP GROUP

Clayton I. Bennett.....7

Board of Directors.....7

## PLAYERS

Photo Roster.....10

Roster.....11

Steven Adams.....12

Darius Bazley.....16

Deonte Burton.....17

Hamidou Diallo.....19

Luguentz Dort.....59

Terrance Ferguson.....22

Danilo Gallinari.....25

Shai Gilgeous-Alexander.....30

Devon Hall.....60

Mike Muscala.....32

Abdel Nader.....36

Nerlens Noel.....39

Justin Patton.....42

Chris Paul.....44

Andre Roberson.....50

Dennis Schröder.....53

How the Thunder was built.....61

## BASKETBALL OPERATIONS

Sam Presti.....63

Billy Donovan.....64

Brian Keefe, Maurice Cheeks.....65

Mark Daigneault, Vin Bhavani.....66

Dave Bliss, Mike Wilks, David Akinyooye.....67

Billy Schmidt.....68

Troy Weaver, Rob Hennigan.....69

Will Dawkins, Paul Rivers.....70

Dr. Donnie Strack, Marc St. Yves.....71

Matt Tumbleson, Amanda Green.....72

Basketball Operations Staff.....74

Oklahoma City Blue.....75

## GENERAL INFORMATION

NBA Cares.....76

Thunder in the Community.....77

Uniforms and Official Marks.....78

Rumble the Bison.....79

Chesapeake Energy Arena.....80

Chesapeake Energy Arena Ticket Map.....82

## THUNDER STAFF

Danny Barth, Brian Byrnes.....85

Christine Berney, Scott Loft.....86

Dan Mahoney, Katy Semtner.....87

Will Syring.....88

Thunder Staff.....90

Staff Directory.....94

## REGULAR SEASON REVIEW

Regular Season Statistics.....99

Miscellaneous Statistics.....100

Game-By-Game Results.....101

Game-By-Game Statistics.....103

Team Highs and Lows.....105

Individual Highs.....106

Individual and Team Highs.....107

Game Leaders/Back-To-Back Sets.....108

Injuries/Starting Lineups.....109

Transactions.....110

## NBA REVIEW

Standings.....113

League Leaders.....114

Offense/Defense Statistics.....115

Award Winners.....117

NBA Playoffs.....118

Playoff Structure/Attendance.....119

All-NBA G League Teams.....121

## ALL-TIME RECORDS

Year-By-Year Record.....127

All-Time Coaching Records.....128

Opening Night.....129

All-Time Opening-Night Starting Lineups.....130

High-Low Scoring Games/Win-Loss Streaks.....131

All-Time Winning-Losing Streaks/Win-Loss Margins.....132

Overtime Results.....133

All-Time Overtime Results.....134

All-Time Career Leaders.....135

Oklahoma City Team Records.....137

Oklahoma City Opponent Team Records.....138

Oklahoma City Individual Records.....139

Oklahoma City Opponent Individual Records.....140

Greatest Individual Performances.....141

Opponent Greatest Individual Performances.....142

All-Time + Points Performances.....143

All-Time + Rebounds Performances.....145

All-Time - Club.....146

Award Winners.....147

League Leaders/All-Stars.....148

Year-By-Year Statistical Leaders.....149

Year-By-Year Statistics.....153

All-Time High Performances.....155

## ALL-TIME PLAYOFF RECORDS

Oklahoma City Era Team Playoff Records.....158

Oklahoma City Era Individual Playoff Records.....159

All-Time Individual Postseason Records.....160

In The Playoffs, The Last Time.....161

## THUNDER OPPONENTS

Atlanta Hawks.....165

Boston Celtics.....166

Brooklyn Nets.....167

Charlotte Hornets.....168

Chicago Bulls.....169

Cleveland Cavaliers.....170

Dallas Mavericks.....171

Denver Nuggets.....172

Detroit Pistons.....173

Golden State Warriors.....174

Houston Rockets.....175

Indiana Pacers.....176

Los Angeles Clippers.....177

Los Angeles Lakers.....178

Memphis Grizzlies.....179

Miami Heat.....180

Milwaukee Bucks.....181

Minnesota Timberwolves.....182

New Orleans Pelicans.....183

New York Knicks.....184

Orlando Magic.....185

Philadelphia 76ers.....186

Phoenix Suns.....187

Portland Trail Blazers.....188

Sacramento Kings.....189

San Antonio Spurs.....190

Toronto Raptors.....191

Utah Jazz.....192

Washington Wizards.....193

## MEDIA INFORMATION

Chris Fisher, Michael Cage, Nick Gallo.....195

Matt Pinto, Eleno Ornelas.....196

Basketball Communications.....197

Media Information.....198

Media Regularly Covering the Thunder.....199

Thunder ION Powered by OU Medicine.....200



## GENERAL INFORMATION

### Corporate Office Address

Oklahoma City Thunder  
208 Thunder Drive  
Oklahoma City, OK 73102  
405-208-4800

### Thunder ION Powered by OU Medicine

9600 N. Oklahoma Ave.  
Oklahoma City, OK 73114  
405-208-4800

### Home Court

Chesapeake Energy Arena (18,203)

### Team Colors

Thunder Blue, Sunset, Yellow and Dark Blue

### Television

Fox Sports Oklahoma

### Radio

WWLS, 640 AM, 98.1 FM

### TV Play-by-Play Announcer

Chris Fisher

### TV Color Analyst

Michael Cage

### Sideline Reporter

Nick Gallo

### Radio Play-by-Play Announcer

Matt Pinto

### Website

okcthunder.com

## 2019-20 NATIONAL BASKETBALL ASSOCIATION KEY DATES

Oct. 21	Rosters set for NBA Opening Day (4 p.m. CT)
Oct. 22	Start of the 2019-20 NBA Regular Season (NBA Tip-Off 2019)
Jan. 5	10-day contracts may now be signed
Jan. 10	All contracts are guaranteed for the remainder of the season
Jan. 15	Last day to sign NBA Two-Way Contracts
Feb. 6	NBA Trade Deadline (2 p.m. CT)
Feb. 14-16	NBA All-Star 2020 (Chicago)
March 1	Playoff Eligibility Waiver Deadline
April 15	Regular Season ends
April 17	Rosters set for NBA Playoffs 2020 (2 p.m. CT)
April 18	NBA Playoffs 2020 begin
May 4-5	Conference Semifinals begin (possible move up to May 2-3)
May 19	NBA Draft Lottery (Chicago)
May 19-20	Conference Finals begin (possible move up to May 17-18)
June 4	NBA Finals 2020 begin
June 21	The Finals 2020 latest possible date
June 25	NBA Draft 2020

## NBA ALIGNMENT

### WESTERN CONFERENCE

#### NORTHWEST DIVISION

Denver Nuggets  
Minnesota Timberwolves  
Oklahoma City Thunder  
Portland Trail Blazers  
Utah Jazz

#### PACIFIC DIVISION

Golden State Warriors  
Los Angeles Clippers  
Los Angeles Lakers  
Phoenix Suns  
Sacramento Kings

#### SOUTHWEST DIVISION

Dallas Mavericks  
Houston Rockets  
Memphis Grizzlies  
New Orleans Pelicans  
San Antonio Spurs

### EASTERN CONFERENCE

#### CENTRAL DIVISION

Chicago Bulls  
Cleveland Cavaliers  
Detroit Pistons  
Indiana Pacers  
Milwaukee Bucks

#### SOUTHEAST DIVISION

Atlanta Hawks  
Charlotte Hornets  
Miami Heat  
Orlando Magic  
Washington Wizards

#### ATLANTIC DIVISION

Boston Celtics  
New Jersey Nets  
New York Knicks  
Philadelphia 76ers  
Toronto Raptors



**THUNDER OWNERSHIP GROUP**  
THE PROFESSIONAL BASKETBALL CLUB, LLC

**PROFESSIONAL BASKETBALL CLUB, LLC**



**CLAYTON I. BENNETT**  
Chairman, Oklahoman City Thunder  
Chairman, Dorchester Capital

**BOARD OF DIRECTORS**



**GEORGE B. KAISER**  
President, GBK Corporation  
Chairman, BOK Financial



**G. JEFFREY RECORDS, JR.**  
Chairman and CEO,  
MidFirst Bank



**WILLIAM M. CAMERON**  
Chairman and CEO,  
American Fidelity Assurance Company



**ROBERT E. HOWARD II**  
Chairman,  
Howard Investments



**JAY SCARAMUCCI**  
President,  
Balon Corporation



**EVERETT R. DOBSON**  
Managing Partner,  
Dobson Partnerships



**PLAYERS**



## PHOTO ROSTER



**STEVEN  
ADAMS**



**DARIUS  
BAZLEY**



**DEONTE  
BURTON**



**HAMIDOU  
DIALLO**



**LUGUENTZ  
DORT**



**TERRANCE  
FERGUSON**



**DANILO  
GALLINARI**



**SHAI  
GILGEOUS-ALEXANDER**



**DEVON  
HALL**



**MIKE  
MUSCALA**



**ABDEL  
NADER**



**NERLENS  
NOEL**



**JUSTIN  
PATTON**



**CHRIS  
PAUL**



**ANDRE  
ROBERSON**



**DENNIS  
SCHRÖDER**

## ROSTER



NO	PLAYER	POS	HT	WT	BIRTHDATE	FROM	YEARS PRO
12	Steven Adams	C	7-0	265	07/20/1993	Pittsburgh/New Zealand	7
7	Darius Bazley	F	6-8	208	06/12/2000	Princeton HS/USA	R
30	Deonte Burton	G	6-5	240	01/31/1994	Iowa State/USA	2
6	Hamidou Diallo	G	6-5	202	07/31/1998	Kentucky/USA	2
5	Luguentz Dort**	G	6-4	215	04/19/1999	Arizona State/Canada	R
23	Terrance Ferguson	G	6-7	190	05/17/1998	Adelaide 36ers/USA	3
8	Danilo Gallinari	F	6-10	233	08/08/1988	Olimpia Milano/Italy	12
2	Shai Gilgeous-Alexander	G	6-6	181	07/12/1998	Kentucky/Canada	2
22	Devon Hall**	G	6-5	215	07/07/1995	Virginia/USA	R
33	Mike Muscala	F/C	6-11	240	07/01/1991	Bucknell/USA	7
11	Abdel Nader	F	6-6	225	09/25/1993	Iowa State/Egypt	3
9	Nerlens Noel	F/C	6-11	220	04/10/1994	Kentucky/USA	6
13	Justin Patton	C	7-0	241	06/14/1997	Creighton/USA	3
3	Chris Paul	G	6-0	175	05/06/1985	Wake Forest/USA	15
21	Andre Roberson	G/F	6-7	210	12/04/1991	Colorado/USA	7
17	Dennis Schröder	G	6-1	172	09/15/1993	NY Phantoms Braunschweig/Germany	7

\*\*Signed to a Two-Way Contract

### HEAD COACH

Billy Donovan (Providence)

### ASSISTANT COACHES

Brian Keefe (UNLV)

Maurice Cheeks (West Texas State)

Mark Daigneault (UConn)

Vin Bhavnani (USC)

Dave Bliss (Georgia)

Mike Wilks (Rice)

David Akinyooye (Adelphi)

### DIRECTOR OF QUALITY CONTROL

Billy Schmidt (Wake Forest)

### VP OF HUMAN & PLAYER PERFORMANCE

Dr. Donnie Strack (Indianapolis)



# 12 STEVEN ADAMS

POSITION: Center HEIGHT: 7-0 WEIGHT: 265

## BIRTHDATE

7/20/93

## BIRTHPLACE

Rotorua, New Zealand

## COLLEGE

Pittsburgh

## HOW ACQUIRED

Selected by Oklahoma City in the first round (12th overall) of the 2013 NBA Draft.

## CURRENT NBA SEASON

7th NBA season

## CAREER AVERAGES

Appeared in 467 career games (403 starts), averaging 9.7 points, 7.4 rebounds, 1.0 assist and 0.99 blocks in 26.8 minutes, shooting 58.8 percent.

## 2018-19 AVERAGES

Appeared in 80 games (all starts), averaging 13.9 points, 9.5 rebounds, 1.6 assists, and 1.46 steals in 33.4 minutes, shooting 59.5 percent from the field.

## 2018-19 NOTES

Averaged career highs in points, rebounds, assists, steals and field goals (6.0). Held the sixth-highest field goal percentage in the league while ranking second in the NBA in offensive rebounds (4.9) and box outs (9.0). Among centers, ranked second in total steals (117) and third in +/- (389). On 12/19 at Sacramento, registered 20 points and a career-best 23 rebounds, marking just the third time a Thunder player recorded a 20/20 points/rebounds game (Kanter 4/6/16, Ibaka 2/19/18). On the same night, the Thunder became the first NBA team since 1995 to have a player with over 40 points (Paul George), a different player with over 20 rebounds (Steven Adams) and a different player with a triple-double (Russell Westbrook) (Mavericks, 4/11/95: Jamal Mashburn, Popeye Jones, Jason Kidd). From 12/7 to 12/14, produced a four-game streak in which he scored 20+ points, the longest such streak of his career. On 11/5 vs. New Orleans, scored his 3,500th career point, making him one of five players in NBA history with as many points and 2,700+ rebounds in his first 400 games while shooting 58 percent or better (Charles Barkley, Artis Gilmore, Cedric Maxwell, Shaquille O'Neal). On 4/5 vs. Detroit, went 7-for-9 to register 14 points and 14 rebounds while blocking two shots. On 4/2 vs. L.A. Lakers, recorded 13 points, eight rebounds, two assists and a game-best five blocks. On 3/31 vs. Dallas, produced a double-double of 20 points and a game-best 15 rebounds along with two assists and two blocks. On 3/27 vs. Indiana, went 11-for-14 en route to a 25-point and 12-rebound double-double. On 3/5 at Minnesota, missed just one shot (5-6 FG) to register 13 points, 11 rebounds, two assists and three blocks. On 3/3 vs. Memphis, finished one board shy of his career high as he finished with a

double-double of 13 points and 22 rebounds. On 2/22 vs. Utah, logged 16 points, 10 rebounds, three assists and a game-leading five steals. On 1/24 vs. New Orleans, shot 9-for-12 to produce 20 points, 12 rebounds and two assists. On 1/17 vs. L.A. Lakers, went 6-for-9 from the field and 5-for-6 from the free throw line to tally 17 points, 15 rebounds and four steals. On 1/8 vs. Minnesota, went 8-for-9 en route to 20 points, 12 rebounds and two steals. On 12/14 at Denver, registered 26 points, 14 rebounds, two assists and two blocks. On 11/17 at Phoenix, went 11-of-15 to finish with 26 points and 10 rebounds. On 10/19 at LA Clippers, recorded 17 points on 8-for-11 shooting and 18 rebounds. Logged 28 double-doubles. Scored in double figures 61 times and at least 20 points 13 times. Grabbed double-digit rebounds 34 times. Led the team in scoring twice, rebounding 28 times and assists once. Missed one game with left calf tightness. Missed one game with a right ankle sprain.

## NBA CAREER

**2017-18:** Appeared in 76 games (all starts), averaging 13.9 points, 9.0 rebounds, 1.2 assists, 1.21 steals and 1.03 blocks in 32.7 minutes. Ranked fourth in the league with 62.9 percent shooting. Led the league in offensive rebounds (5.1) and screen assists (4.8). Finished the season with the fourth-best field goal percentage in the NBA (62.9 percent, 448-712) while ranking 13th in rebounds (9.0). Recorded new career-highs in points (1,056), rebounds (685) and assists (88). On 1/28 vs. Philadelphia, went 10-of-11 from the field for a double-double of 20 points and 13 rebounds, dishing out his 300th assist, making him one of five players since he was drafted in 2013 with at least 300 assists, 2,000 rebounds and a 58.0 percent field goal percentage (DeAndre Jordan, Dwight Howard, Rudy Gobert, Andrew Bogut). On 12/1 vs. Minnesota, notched the second-best shooting performance in Thunder history after Serge Ibaka's 12-for-12 (1/31/14) by going a perfect 11-for-11 from the floor and 5-for-5 from the charity stripe and tallying a new career high with 27 points, six rebounds, one steal and one block. He is also now the only player besides Chris Mullin on 12/1/90 to be perfect from both the field and free throw line with at least 11 and five attempts, respectively. On 11/20 at New Orleans, scored his 2,500th-career point, making him just the second player since he was drafted in 2013 to acquire as many points and at least 300 blocks and 200 steals in less than 8,000 minutes (Mason Plumlee). Went 9-for-12 from the field and 6-for-7 from the charity stripe to finish with 24 points and seven rebounds on 4/11 vs. Memphis.

On 3/23 vs. Miami, registered a double-double of 24 points and 12 rebounds. On 3/18 at Toronto, went 10-for-13 to tally 25 points, eight rebounds and four assists. On 3/16 vs. LA Clippers, recorded a double-double of 18 points and 14 rebounds along with five blocks and three steals. On 2/13 vs. Cleveland, grabbed a career-best 12 offensive boards en route to a double-double of 22 points and 17 rebounds. On Christmas Day, logged 15 points on 7-of-9 shooting, 10 rebounds and three blocks. On 12/13 at Indiana, finished with a double-double of 23 points and 13 rebounds while going 11-for-16 from the floor. In three games from 12/1-5, totaled 66 points off 28-of-34 shooting. Logged a double-double of 17 points and 13 rebounds along with three assists and two blocks while shooting 8-for-12 from the floor on 10/22 vs. Minnesota. Scored



in double figures 59 times and logged 14 20-point games. Notched double-digit rebounding 35 times and recorded 28 double-doubles. Led the team in rebounding 32 times and in scoring three times. Three games DNP – Inactive (right calf contusion). Two games DNP – Inactive (concussion protocol). One game DNP – Inactive (left hip contusion). **2016-17:** Appeared in 80 games (all starts), averaging 11.3 points, 7.7 rebounds, 1.1 assists and 1.1 steals in 29.9 minutes per game. Recorded then career-highs in points (905), rebounds (613), assists (86), steals (89) and minutes (2389). Shot 57.1 percent from the field (374-655), which ranked seventh-best in the NBA. Grabbed a career-high 10 offensive rebounds vs. Memphis (2/3), setting a new Thunder single-game record. Established a new career-high with 24 points alongside 10 rebounds vs. Houston on 12/9. Scored 20 or more points seven times. Scored in double figures 48 times, including a streak of six straight games from 12/5-17, tied for the longest streak in his career. Recorded 10-plus rebounds 26 times. Registered 16 double-doubles, a single-season career-high. One DNP – Concussion. One NWT – Concussion. **2015-16:** Appeared in 80 games (all starts) and averaged 7.9 points, 6.7 rebounds and 1.1 blocks in 25.2 minutes. Blocked a career-high 89 shots. Scored a then career high with 17 points at San Antonio on 4/12. Scored 12 points and 11 rebounds at Philadelphia on 3/18. Recorded his first double-double of the season with 11 points and 12 rebounds vs. Portland on 12/16. 25 games of double-digit scoring. 12 games of double-digit rebounds. Nine games with three-plus blocked shots. Six double-doubles. Led team in scoring once and rebounds 11 times. Two games DNP – Right Elbow Strain. **2014-15:** Selected to participate in the BBVA Compass Rising Stars Challenge at All-Star Weekend for the second consecutive season. Set a career high for blocked shots with six blocks vs. Houston on 11/16. Blocked multiple shots in three consecutive games from 11/14 to 11/18, a career-

best multi-block streak. Secured a then-career-high 15 rebounds alongside 16 points in a win at San Antonio on 12/25. Pulled down a career-best 20 rebounds at Washington (1/21). Career-best streak of four consecutive double-doubles from 3/18 to 3/25. Ten double-doubles. Grabbed 10-plus rebounds in 24 games. Scored in double figures 22 times. Missed one game due to a migraine. Missed 11 games due to right hand, fourth metacarpal fracture. **2013-14:** Appeared in 81 games (20 starts) and averaged 3.3 points, 4.1 rebounds (ninth among NBA rookies) and 0.70 blocks (ninth among NBA Rookies) in 14.8 minutes. Named to the NBA All-Rookie Second Team. Oklahoma City went 11-9 during his 20 starts. On 1/29, named to the BBVA Compass Rising Stars Challenge as part of All-Star Weekend. Registered a blocked shot in 37 games. Recorded first career double-double with 17 points and 10 rebounds at Detroit (11/8). Made first career start at LA Clippers (11/13). Scored in double figures three times. Set a career high with four blocks vs. Memphis (2/3). Set a career high with six steals at Dallas (3/24). One DNP-Coach's Decision.

## PLAYOFFS

Appeared in 52 playoff games (34 starts) with the Thunder and averaged 8.0 points, 6.9 rebounds and 1.08 blocks in 26.9 minutes. **2019:** Appeared in five games (all starts), averaging 11.8 points, 7.2

## REGULAR SEASON CAREER HIGH

Minutes	51	12/15/17	OKC @ PHI
Field Goals	12	12/14/18	OKC @ DEN (2 Times)
Field Goal Attempts	20	12/14/18	OKC @ DEN
Three-Point Field Goals	0		
Three-Point Attempts	1	03/31/19	OKC vs. DAL (7 Times)
Free Throws	8	12/10/18	OKC vs. UTA (3 Times)
Free Throw Attempts	12	01/15/18	OKC vs. SAC (3 Times)
Offensive Rebounds	12	02/13/18	OKC vs. CLE
Defensive Rebounds	16	01/21/15	OKC @ WAS
Rebounds	23	12/19/18	OKC @ SAC
Assists	5	11/14/18	OKC vs. NYK (2 Times)
Steals	6	03/24/14	OKC vs. DEN
Turnovers	6	04/01/18	OKC @ NOP (2 Times)
Blocks	6	11/16/14	OKC vs. HOU
Points	27	12/01/17	OKC vs. MIN

## NBA REGULAR SEASON STATISTICS

SEASON/TEAM	G-GS	MIN	FGM-FGA	PCT	3-PT FG FGM-FGA		Rebounds				Averages								
					PCT	PCT	FTM-FTA	PCT	OFF	DEF	TOT	AST	STL	TO	BLK	PTS	RPG	APG	PPG
13-14 OKC	81-20	1197	93-185	.503	0-0	---	79-136	.581	142	190	332	43	40	71	57	265	4.1	0.5	3.3
14-15 OKC	70-67	1771	217-399	.544	0-2	---	103-205	.502	199	324	523	66	38	99	86	537	7.5	0.9	7.7
15-16 OKC	80-80	2014	261-426	.613	0-0	---	114-196	.582	219	314	533	61	42	84	89	636	6.7	0.8	7.9
16-17 OKC	80-80	2389	374-655	.571	0-1	---	157-257	.611	281	332	613	86	89	146	78	905	7.7	1.1	11.3
17-18 OKC	76-76	2487	449-712	.629	0-2	---	160-286	.559	384	301	685	88	92	128	78	1056	9	1.2	13.9
18-19 OKC	80-80	2669	481-809	.595	0-2	---	146-292	.500	391	369	760	124	117	135	75	1108	9.5	1.6	13.9
TOTALS	467-403	12527	1874-3186	.588	0-7	---	759-1372	.553	1616	1830	3446	469	418	663	464	4507	7.4	1.0	9.7

## NBA PLAYOFF STATISTICS

SEASON/TEAM	G-GS	MIN	FGM-FGA	PCT	3-PT FG			Rebounds				Averages							
					PCT	FTM-FTA	PCT	OFF	DEF	TOT	AST	STL	TO	BLK	PTS	RPG	APG	PPG	
13-14 OKC	18-0	331	31-45	.689	0-0	---	8-23	.348	22	52	74	4	1	10	24	70	4.1	0.2	3.9
15-16 OKC	18-18	553	68-111	.613	0-1	---	46-73	.630	62	109	171	13	9	17	14	182	9.5	0.7	10.1
16-17 OKC	5-5	157	18-28	.643	0-0	---	4-11	.364	17	17	34	7	6	4	9	40	6.8	1.4	8.0
17-18 OKC	6-6	200	27-46	.587	0-0	---	9-13	.692	19	26	45	9	4	4	4	63	7.5	1.5	10.5
18-19 OKC	5-5	159	28-42	.667	0-1	---	3-8	.375	12	24	36	7	5	9	5	59	7.2	1.4	11.8
TOTALS	52-34	1400	172-272	.632	0-2	---	70-128	.547	132	228	360	40	25	44	56	414	6.9	0.9	8.0

rebounds, 1.4 assists, 1.00 block and 1.00 steal in 31.8 minutes, shooting a team-leading 66.7 percent from the field. In Game 3 vs. Portland on 4/19, finished with 10 points, seven rebounds, two assists and a block. In Game 2 on 4/16 at Portland, fell just one board shy of a double-double for the second consecutive game with 16 points and nine rebounds. In Game 1 on 4/14 at Portland, finished two points shy of his playoff career best in scoring with 17 points, nine rebounds and three steals. **2018:** In six games (all starts), averaged 10.5 points, 7.5 rebounds and 1.5 assists in 33.3 minutes. Tied Rudy Gobert for the most postseason boxouts per game in the league (15.0). On 4/23 at Utah, secured his 300th postseason board to become the first Thunder player to grab as many rebounds within his first 30 playoff starts. **2017:** In five games (all starts), averaged 8.0 points, 6.8 rebounds, 1.8 blocks, 1.4 assists and 1.2 steals in 31.4 minutes. Scored a career-high 18 points in Game 4 of the opening round vs. Houston (4/23). **2016:** In 18 games (all starts), averaging 10.1 points, 9.5 rebounds and 0.9 blocks in 30.7 minutes. Recorded nine consecutive games of double-digit rebounds, from Game 5 of the opening round vs. Dallas (4/25) to Game 2 of the Western Conference Finals (5/18). Scored a then postseason career-best 16 points with 12 rebounds and two blocks in Game 1 of the Western Conference Finals (5/16). Notched 16 points on 6-of-8 shooting with 11 boards and two blocks vs. San Antonio on 5/8. Pulled down a playoff career-high 17 rebounds while scoring 12 points in a win at San Antonio on 5/2. Scored 15 points with 10 boards vs. Dallas on 4/25. Six double-doubles. **2014:** Appeared in 18 games and averaged 3.9 points, 4.1 rebounds and 1.3 blocks in 18.4 minutes. Recorded 10 points on 5-of-7 shooting and 11 rebounds in a career-best 40 minutes during a series-clinching win at the LA Clippers in Game 6 of the Western Conference Semifinals.


## COLLEGE

**2012-13 (Freshman):** Named to the Big East All-Rookie Team as well as Big East Preseason Rookie of the Year. Started in all 32 of his career games played. Ranked first all-time at Pitt in field goal percentage (57.1 percent), second in blocked shots (63), and sixth in rebounds for freshman seasons (192). Ranked first on team in rebounds per game (6.3) and blocks per game (2.0). Ranked fifth on team in scoring with 7.2 points per game. Scored in double figures on six occasions. Scored a career-high 16 points along with 10 rebounds against Bethune Cookman. Grabbed a season-high 14 rebounds along with eight points against Duquesne.

Scored 13 points along with 11 rebounds in an NCAA Tournament game against Wichita State. Blocked a career-high five shots against South Florida.

## PERSONAL

First lottery pick and first-round pick to come out of New Zealand in NBA Draft history. The self-proclaimed unicorn is one of 18 siblings, six of whom played basketball for New Zealand. All of his brothers stand around 6-10 to 6-11 and his sisters 6-5 to 6-6. His half-sister, Dame Valerie, is a 2008 and 2016 Olympic champion and four-time world champion in the shot put. Favorite movie is "Nacho Libre" and favorite song is "Bohemian Rhapsody." Plays guitar in his free time. Lists Meatloaf as his favorite music artist and Wesley Snipes as his celebrity look-alike.





7

## DARIUS BAZLEY

POSITION: Forward HEIGHT: 6-8 WEIGHT: 208

## BIRTHDATE

6/12/00

## BIRTHPLACE

Cincinnati, Ohio

## HOW ACQUIRED

During the 2019 NBA Draft, acquired Bazley's draft rights from Memphis via Utah (selected 23rd overall) along with a 2024 second-round draft pick in exchange for the draft rights to Brandon Clarke (selected 21st overall).

## CURRENT NBA SEASON

Rookie



## NBA SUMMER LEAGUE

Appeared in four games (one start) with Oklahoma City and averaged 4.8 points, 4.5 rebounds, 1.3 assists and 1.25 blocks in 21.7 minutes per contest, shooting 42.9 percent from beyond the arc.

## CAREER HIGHLIGHTS

Played for the USA Junior National Select Team in the 2018 Nike Hoop Summit. Finished with 11 points and seven rebounds in the 2018 McDonald's All-American game. Totaled 12 points and nine rebounds in the 2018 Jordan Brand Classic. Ultimately decided to spend the 2018-19 season training for the 2019 NBA Draft. Spent three months in 2019 interning with New Balance after signing an endorsement deal with the brand in late 2018.

## HIGH SCHOOL

As a senior at Princeton High School in Cincinnati, Ohio, appeared in 25 games and averaged 15.4 points, 10.3 rebounds, 3.9 assists, 1.4 steals and 2.0 blocks per contest, shooting 51.5 percent from the field. Led his team to a 23-4 season. Selected to the Ohio Division I All-State First Team and All-Ohio First Team by USA TODAY. Ranked as the ninth-best prospect in the 2018 recruiting class by ESPN.

## PERSONAL

Favorite movie is "Green Book" and favorite TV show is "Martin." Enjoys listening to Earth, Wind & Fire. His favorite sports team outside of the NBA is the Houston Texans. His favorite pregame song is Sweet Love by Anita Baker. Enjoys watching HGTV and considers interior decorating his hidden talent.



## HIGH SCHOOL STATISTICS

SEASON/TEAM	G	MIN	FGM-FGA	PCT	3-PL FG		FTM-FTA	PCT	Rebounds			BLK	PTS	Averages		
					FGM-FGA	PCT			TOT	AST	STL			PPG	APG	PPG
17-18 Princeton HS	25	640	153-297	.515	28-88	.318	51-79	.646	258	98	35	50	385	10.3	3.9	15.4



30

## DEONTE BURTON

POSITION: Guard HEIGHT: 6-5 WEIGHT: 240

## BIRTHDATE

1/31/94

## BIRTHPLACE

Milwaukee, Wisc.

## COLLEGE

Iowa State

## HOW ACQUIRED

Signed to an NBA contract on 3/10/19. Originally signed to a Two-Way Contract on 7/7/18.

## CURRENT NBA SEASON

2nd NBA Season



## 2018-19 AVERAGES

Appeared in 32 games and averaged 2.6 points and 0.9 rebounds in 7.5 minutes, shooting 40.2 percent from the field.

## 2018-19 NOTES

After spending 66 games as a two-way player, was signed to an NBA contract on 3/10/19. Scored in double figures twice. On 2/11 vs. Portland, went 7-of-9 from the field and 3-of-5 from three-point range to record a career-high 18 points and career-best three blocks. On 11/28 vs. Cleveland, didn't miss a shot in the first half as he finished with eight points, two rebounds, two blocks and the highest +/- rating in the game (+22). On 11/23 vs. Charlotte, led the Thunder bench with a then-career-high 11 points on 4-of-8 shooting, two rebounds and two assists. On 11/21 at Golden State, went a perfect 3-for-3 to finish with six points and one assist. On 11/14 vs. New York, produced seven points, four rebounds, two steals, an assist and a block in 12 minutes. Scored his first NBA bucket on 10/21 at Sacramento, tallying five points, a rebound and a block in seven minutes. Made his NBA debut on 10/19 at LA Clippers. Registered 14 DNP - Coach's Decision. Missed 36 games while on G League assignment.

## 2018-19 NBA G LEAGUE NOTES

Appeared in 24 regular season games (23 starts) with the Blue, averaging 16.9 points, 5.0 rebounds, 3.3 assists and 2.25 steals in 29.5 minutes. Scored in double digits in 21 games. Logged six games with 20+ points. Led the team in scoring five times and assists three times. In one playoff game (one start) with the Blue, registered 17 points, four rebounds, four assists and one block. One game DNP - Coach's Decision. Missed 19 games on NBA assignment.

## PLAYOFFS

2019: Appeared in three games, totaling two points and two rebounds. Two games DNP - Coach's Decision. In his NBA Playoffs debut in Game 2 on 4/16 at Portland, scored two points and grabbed two rebounds in just four minutes of action.

## INTERNATIONAL CAREER

2017-18: Played for Wonju Dongbu Promy of South Korea's KBL, appearing in 63 games (all starts) and averaging 23.8 points, 8.8 rebounds, 3.83 assists, 1.65 steals and 1.03 blocks per game while shooting 47.1 percent from the field (549-1166).

## COLLEGE

In 101 games (45 starts), averaged 10.4 points, 4.0 rebounds, 1.1 assists and 1.28 steals in 20.3 minutes, shooting 47.8 percent from the floor and 40.5 percent from three-point range. 2016-17 (Senior): Played and started all

35 games. Tied for second on the team and was ninth in the Big 12 averaging 15.1 points per game. Led the Cyclones and was 11th in the conference with 6.2 rebounds. Also ranked fourth in the Big 12 averaging 1.7 steals per contest. His 2.1 steals per game in league play ranked third. Finished season with 60 steals and 49 blocks, joining Lafester Rhodes as the only players in school history to have at least 40 in both categories in the same season. Just the fourth player in Big 12 history to have 60 steals, 40 blocks and average more than 15 points. First player since Royce White (2011-12) to lead ISU in both steals and blocks. Scored his 1,000th collegiate point (Iowa State and Marquette) against West Virginia in Big 12 Championship. His 60 steals tied for the 16th most by a Cyclone in a single season and his 49 blocks were the 10th most. Scored in double figures in 26 games, including 11 games with at least 20 points. Scored 27 or more points four times. Recorded five double-doubles. Had two or more steals in 19 games and at least two blocks on 13 occasions. Finished season with more rebounds (218), assists (62), blocks (49) and three-pointers (42) than he had his first three seasons combined. Earned Big 12 Player of the Week honors. Had six steals at Texas to become first Cyclone in school history to record six or more steals in back-to-back games. Also had 29 points and 12 rebounds against eventual national runner-up Gonzaga at the AdvoCare Invitational en route to earning all-tournament team honors. Earned Big 12 All-Tournament team honors as the Cyclones won their third title in four seasons. Finished his collegiate career (Iowa State and Marquette) with 1,052 points, 399 rebounds, 129 steals and 108 assists. Participated in the NABC's Reese's College All-Star game and led his team with 15 points. Participated in Portsmouth Invitational. **2015-16 (Junior):** Saw action in 26 games, making seven starts, after becoming eligible on 12/19. Averaged 9.7 points and 3.9 rebounds. Was fourth on the team with 24 steals and 16 blocks. Shot 53.3 percent from the field and 47.4 percent behind the arc. Connected on 18-of-38 three-pointers. Scored in double figures in 14 games, including a 23-point effort against TCU. Also grabbed a career-high 14 rebounds against the Horned Frogs for his first double-double. **2014-15 (Sophomore):** Played in eight games at Marquette before transferring to Iowa State at the end of first semester. Averaged 6.4 points and 2.0 rebounds. Shot 47.2 percent from the field and 40 percent behind the arc. Grabbed 10 steals. **2013-14 (Freshman):** Attended Marquette, where he earned BIG EAST All-Rookie team honors after averaging 6.9 points in 32 career games. Made three starts. Shot 47.8 percent from the field, hitting 4-of-8 three-point attempts. Scored a season-high 23 points against Xavier. Had 15 points on 6-of-8 shooting against San Diego State. Was in double figures in final four games of the season and 13 games overall.

## PERSONAL

Son of Charles Burton and the late Barbara Burton-Malone. Has five brothers (Demario Burton, Omar Burton, Charles Grafton, Prentiss Grafton and Keylow Rogers) and one sister (Nicole Grafton). Started his charity Pink Legacy for breast cancer awareness in honor of his mother. Favorite movie is "The Five Heartbeats." Enjoys writing poetry and if he wasn't playing basketball, would be a writer.



## REGULAR SEASON CAREER HIGHS

Minutes.....	26	02/11/19	OKC vs. POR
Field Goals.....	7	02/11/19	OKC vs. POR
Field Goal Attempts.....	9	02/11/19	OKC vs. POR
Three-Point Field Goals.....	3	02/11/19	OKC vs. POR
Three-Point Attempts.....	5	02/11/19	OKC vs. POR
Free Throws.....	2	12/03/18	OKC @ DET (2 Times)
Free Throw Attempts.....	3	11/23/18	OKC vs. CHA
Offensive Rebounds.....	2	02/09/19	OKC @ HOU
Defensive Rebounds.....	3	03/25/19	OKC @ MEM (2 Times)
Rebounds.....	4	11/14/18	OKC vs. NYK
Assists.....	2	11/23/18	OKC vs. CHA
Steals.....	2	11/14/18	OKC vs. NYK
Turnovers.....	3	11/30/18	OKC vs. ATL
Blocks.....	3	02/11/19	OKC vs. POR
Points.....	18	02/11/19	OKC vs. POR

## NBA REGULAR SEASON STATISTICS

SEASON/TEAM	G-GS	MIN	FGM-FGA	PCT	3-PL FG		PCT	FTM-FTA	PCT	Rebounds			AST	STL	TO	BLK	PTS	Averages		
					FGM-FGA	PCT				OFF	DEF	TOT						RPG	APG	PPG
18-19 OKC	32-0	240	33-82	.402	8-27	.296	8-12	.667	4	24	28	9	6	9	8	82	0.9	0.3	2.6	
TOTALS	32-0	240	33-82	.402	8-27	.296	8-12	.667	4	24	28	9	6	9	8	82	0.9	0.3	2.6	

## NBA PLAYOFF STATISTICS

SEASON/TEAM	G-GS	MIN	FGM-FGA	PCT	3-PT. FG	FGM-FGA	PCT	FTM-FTA	PCT	REBOUNDS	AST	STL	TO	BLK	PTS	RPG	APG	PPG
18-19 OKC	3-0	4	1-5	.200	0-2	.000	0-0	0-0	---	1	1	2	0	0	2	0.7	0.0	0.7
TOTALS	3-0	4	1-5	.200	0-2	.000	0-0	0-0	---	1	1	2	0	0	2	0.7	0.0	0.7



6

**HAMIDOU DIALLO**

POSITION: Guard HEIGHT: 6-5 WEIGHT: 202

## BIRTHDATE

7/31/98

## BIRTHPLACE

Queens, N.Y.

## COLLEGE

Kentucky

## HOW ACQUIRED

During the 2018 NBA Draft, acquired Diallo's draft rights from Charlotte via Brooklyn (selected 45th overall) in exchange for a 2019 second-round draft pick and cash considerations.

## CURRENT NBA SEASON

2nd NBA Season



## 2018-19 AVERAGES

Appeared in 51 games (three starts), averaging 3.7 points and 1.9 rebounds in 10.3 minutes, shooting 45.5 percent from the field.

## 2018-19 NOTES

Named the 2019 NBA Slam Dunk Champion during All-Star weekend. Scored in double figures five times. On 11/19 at Sacramento, became the only rookie in Thunder history to go 7-for-7 or better from the field (2-2 3FG, 2-2 FT) as he finished with 18 points and two steals. On 1/29 at Orlando, went 3-of-5 from the floor to score seven points, grab a rebound and block a shot. On 12/25, went a perfect 3-for-3 to finish with six points and three rebounds. On 12/23 vs. Minnesota, logged seven points on 2-of-3 shooting, three rebounds and two blocks. On 12/17 vs. Chicago, produced his second-straight double-digit scoring game with 10 points on 4-of-5 shooting. On 12/15 vs. LA Clippers, went 4-for-5 from the floor to score 10 points. On 11/14 vs. New York, tallied 11 points, four rebounds and two steals. On 10/21 vs. Sacramento, registered his first double-digit scoring game with 11 points on 5-of-7 shooting, two assists and two steals. Made his NBA debut on 10/16 at Golden State, finishing with four points, a rebound, an assist and a steal. Inactive for one game. Missed three games with a left ankle sprain. Logged 23 DNP – Coach's Decision. Missed four games while on G League assignment.

## 2018-19 NBA G LEAGUE NOTES

Appeared in six games (all starts) on assignment with the Oklahoma City Blue, averaging 19.2 points, 7.3 rebounds, 1.3 assists, 1.83 steals and 1.00 block in 30.8 minutes.

## COLLEGE

**2017-18 (Redshirt Freshman):** Averaged 10.0 points and 3.6 rebounds per game while starting in all 37 games during his redshirt freshman season. Scored in double figures in 16 games, topping the 20-point plateau three time. Named the Southeastern Conference Freshman of the Week following a 20-point, three-steal effort vs. Virginia Tech where he also knocked down a career-high four three-pointers. Hauled in at least three boards in 24 games. Led the Wildcats in scoring in four games, rebounds in three games, blocks five times, steals six times and assists twice. Finished the season ranking fourth on the team in points (371), sixth in rebounds (135) and third in blocks (31). Scored 22 points, one off of his career high, in UK's second-round NCAA Tournament win over Buffalo. Knocked down a career-high nine shots and added eight rebounds, two blocks and a steal in that victory. Swatted a career-high three shots, while also contributing eight points and three rebounds, in the NCAA Tournament win over Davidson. Scored seven points vs. Georgia in the quarterfinals of the SEC Tournament, including a huge three-pointer when the Dawgs cut the lead to 11 in the second half. Had 11 points, two boards and two assists in the home finale win over Ole Miss. Had 13 points, three rebounds and a pair of assists in the come-from-behind win at No. 7 West Virginia. Poured in 18 points in a home win over Texas A&M. Registered his first career double-double with 10 points and a career-high 10 boards in the SEC opener against Georgia. Scored in double figures in seven straight contests beginning against UIC on 11/26. Had back-to-back games with 20 or more points when he scored a career-high 23 vs. Monmouth in Madison Square Garden followed by 20

points in the win over Virginia Tech. Had 19 points against both UIC and Harvard in consecutive outings. Totaled a career-high 10 boards while adding eight points in the win over Troy. Began the season with 18 points against Utah Valley, 16 against Vermont and 14 against Kansas at the State Farm Champions Classic. **2016-17 (Freshman):** Participated in the 2017 FIBA U19 World Cup with USA Basketball. Averaged 10.9 points and 3.9 rebounds in 18.4 minutes a game for the United States in seven games. Midyear enrollee who joined the team in January after graduating from Putnam Science Academy in Connecticut in May. Did not play in 2016-17.

## PERSONAL

Son of Marima and Abdoulaye Diallo. Has three siblings (Alpha, Boubacar and Marima). Enjoys playing board games, cards, pool and ping pong. Most influential person in his life is his mother. Favorite sports team outside of basketball is the New York Giants. Enjoys watching "Power." Lists Meek Mill as his favorite music artist and Will Smith as his favorite actor. Hidden talent is singing. The best moment of his career was getting drafted. Favorite community service event was hosting Hami Day in his hometown.

### REGULAR SEASON CAREER HIGHS

Minutes	22	11/19/18	OKC @ SAC
Field Goals	7	11/19/18	OKC @ SAC
Field Goal Attempts	11	11/14/18	OKC vs. NYK
Three-Point Field Goals	2	11/19/18	OKC @ SAC
Three-Point Attempts	2	11/21/18	OKC @ GSW (4 Times)
Free Throws	3	12/23/18	OKC vs. MIN (4 Times)
Free Throw Attempts	4	01/15/19	OKC @ ATL (4 Times)
Offensive Rebounds	3	12/22/18	OKC @ UTA
Defensive Rebounds	7	12/19/18	OKC @ SAC
Rebounds	7	12/19/18	OKC @ SAC
Assists	2	11/21/18	OKC @ GSW (2 Times)
Steals	2	02/01/19	OKC @ MIA (5 Times)
Turnovers	2	02/03/19	OKC @ BOS (4 Times)
Blocks	3	10/25/18	OKC vs. BOS
Points	18	11/19/18	OKC at SAC

### NBA REGULAR SEASON STATISTICS

SEASON/TEAM	G-GS	MIN	FGM-FGA	PCT	3-PT. FG FGM-FGA	PCT	FTM-FTA	PCT	Rebounds OFF DEF TOT	AST	STL	TO	BLK	PTS	Averages		
															RPG	APG	PPG
18-19 OKC	51-3	526	75-165	.455	4-24	.167	36-59	.610	38 59 97	17	21	23	10	190	1.9	0.3	3.7
TOTALS	51-3	526	75-165	.455	4-24	.167	36-59	.610	38 59 97	17	21	23	10	190	1.9	0.3	3.7



# **23 TERRANCE FERGUSON**

POSITION: Guard HEIGHT: 6-7 WEIGHT: 190

## BIRTHDATE

5/17/98

## BIRTHPLACE

Tulsa, Okla.

## HOW ACQUIRED

Selected by Oklahoma City in the first round (21st overall) of the 2017 NBA Draft.

## CURRENT NBA SEASON

3rd NBA Season



## CAREER AVERAGES

Appeared in 135 career games (86 starts), averaging 5.2 points and 1.4 rebounds in 20.0 minutes, shooting 42.5 percent from the field and 35.6 percent from three-point range.

## 2018-19 AVERAGES

Appeared in 74 games (all starts), averaging 6.9 points, 1.9 rebounds and 1.0 assist in 26.1 minutes, shooting 42.9 percent from the field and 36.6 percent from long range.

## 2018-19 NOTES

Started in each of his 74 appearances after logging just 12 starts last season, all in the second half. During the month of January, led the team in three-point shooting (47.9 percent), logging the second-most makes (34) behind Paul George. In a 12-game stretch from 1/17 to 2/9, scored in double figures in 10 of 12 games, averaging 11.8 points on 2.6 three-pointers, second-most Thunder threes during that period. During this span, shot 50.0 percent from the field and 43.3 percent from long range. On 1/8 vs. Minnesota, went 5-for-8 from the field and a perfect 4-for-4 from long range to tally 14 points and four rebounds, making him the eighth player in Thunder history to go 4-of-4 or better from three-point range (Butler, Durant, Fisher, Ibaka, Martin, Telfair, Westbrook). From 1/8 to 2/1, he went 32-for-62 (51.6 percent) from long range, good for best in the NBA in that time frame (min. 50 attempts). On 4/9 vs. Houston, went 6-for-10 from the field and 3-for-6 from beyond the arc to tally 16 points and three rebounds. On 4/7 at Minnesota, went 4-of-5 from the floor and 2-of-3 from three to log 11 points, four rebounds and two assists. On 4/2 vs. L.A.

Lakers, registered 15 points, two rebounds and a steal, going 5-of-9 from the field and 3-of-7 from three. On 3/25 at Memphis, logged a perfect shooting night, going 4-for-4 from the field, 3-for-3 from three-point range and 2-for-2 from the charity stripe to tally 13 points, three rebounds, three assists and two steals. On 2/9 at Houston, produced 15 points, four rebounds and three assists, on 6-of-9 shooting from the field and 3-of-5 shooting from beyond the arc. On 1/22 vs. Portland, went 6-for-8 en route to 14 points, two rebounds and four steals. On 1/17 vs. L.A. Lakers, went 6-for-12 from long range to score 21 points. On 1/10 at San Antonio, went a then career-best 7-for-10 from three-point range to finish with 21 points. On 12/19 at Sacramento, logged 14 points and three rebounds. On 11/8 vs. Houston, went 5-of-10 from the field and 4-of-9 from beyond the arc to finish with 14 points and four rebounds. Led the team in assists once. Scored in double figures 21 times and logged two games with 20 points or more. Missed two games for personal reasons. Missed four games with a left ankle sprain. One game DNP – Coach's Decision. Missed one game with back spasms.

## NBA CAREER

**2017-18:** Appeared in 61 games (12 starts), averaging 3.1 points and 0.8 rebounds in 12.5 minutes, shooting 90.0 percent from the charity stripe. In his first career start on 1/3 at L.A. Lakers, scored a career-best and game-high-tying 24 points on 6-for-9 shooting from three-point range, making him just the third NBA player ever to record at least 24 points and six three-pointers in their first career start (DJ Augustin in 2008, Sam Dekker in 2017). On 4/11 vs. Memphis, went 4-of-8 from beyond the arc en route to 12 points, two rebounds and two assists. On 3/16 vs. LA Clippers, finished with 12 points and three steals, going 4-for-6 from the floor and 2-of-4 from long range. Grabbed a career-best five boards on 1/28 vs. Philadelphia. On 1/25 vs. Washington, notched



11 points and two rebounds while going 3-for-6 from beyond the arc. On 1/20 at Cleveland, scored nine points on 4-of-5 shooting and snagged two steals. Scored his first NBA field goal on 10/19 vs. New York. Five double-digit scoring outings, including one game with over 20 points. Led the team in scoring once. 20 games DNP – Coach's Decision. One game DNP – Inactive (concussion protocol).

## NBA G LEAGUE CAREER

**2017-18:** Appeared in three games (all starts) on assignment with the Oklahoma City Blue, averaging 14.7 points, 4.0 rebounds, 1.0 assists and 1.33 steals in 31.1 minutes.

## PLAYOFFS

Appeared in eight playoff games (five starts) with the Thunder, averaging 3.5 points and 1.6 rebounds in 16.8 minutes per contest, shooting 42.1 percent from three-point range. **2019:** Appeared in five games (all starts), averaging 5.0 points, 2.4 rebounds and 1.2 assists in 25.6 minutes, shooting 38.9 percent from three. In Game 3 on 4/19 vs. Portland, set a new playoff-career-best with nine points on 3-of-4 shooting from three-point range. In Game 2 on 4/16 at Portland, set a then-postseason-career high with seven points and three rebounds. **2018:** Appeared in three playoff games and logged three points, a rebound and an assist in six minutes of action.

## INTERNATIONAL CAREER

Played one season with the Adelaide 36ers of Australia's National Basketball League. **2016-17:** Played in 30 games and averaged

4.6 points and 1.2 rebounds in 15.2 minutes per game. Scored in double figures four times, including a season-high 13 points twice.

## USA BASKETBALL

Part of gold-medal-winning teams in three different FIBA events, going 19-0 in major competitions over his career. At the 2015 FIBA U19 Worlds, averaged 6.1 points and 1.6 rebounds. At the FIBA U17 World Championship, started four of seven games and produced 9.0 points, 1.3 rebounds and 1.6 assists. At the 2013 U16 FIBA Americas, contributed 5.8 points, 3.8 rebounds and 2.0 assists.

## PERSONAL

Favorite sports teams outside of basketball are Oklahoma State athletics and the Dallas Cowboys. Lists "Coach Carter" as his favorite movie and "Friends" as his favorite TV show. Favorite music artist is Drake and favorite actor is Will Smith. If he wasn't playing basketball he would be a trainer or run track. The best moment of his career was his first career start against the Lakers his rookie season.

### REGULAR SEASON CAREER HIGHS

Minutes.....	41	01/10/19	OKC @ SAS
Field Goals.....	9	01/03/18	OKC @ LAL
Field Goal Attempts.....	14	01/24/19	OKC vs. NOP (2 Times)
Three-Point Field Goals.....	7	01/10/19	OKC @ SAS
Three-Point Attempts.....	12	01/17/19	OKC vs. LAL
Free Throws.....	3	03/31/19	OKC vs. DAL (2 Times)
Free Throw Attempts.....	5	01/17/19	OKC vs. LAL
Offensive Rebounds.....	3	12/19/18	OKC @ SAC (2 Times)
Defensive Rebounds.....	6	04/10/19	OKC @ MIL
Rebounds.....	6	04/10/19	OKC @ MIL (2 Times)
Assists.....	6	02/28/19	OKC vs. PHI
Steals.....	4	01/22/19	OKC vs. POR
Turnovers.....	3	04/10/19	OKC @ MIL (3 Times)
Blocks.....	2	01/04/19	OKC @ POR (3 Times)
Points.....	24	01/03/18	OKC @ LAL

### NBA REGULAR SEASON STATISTICS

SEASON/TEAM	G-GS	MIN	FGM-FGA	PCT	3-PT. FG		FTM-FTA	PCT	Rebounds					Averages					
					FGM-FGA	PCT			OFF	DEF	TOT	AST	STL	TO	BLK	PTS	RPG	APG	PPG
17-18 OKC	61-12	763	70-169	.414	40-120	.330	9-10	.900	19	28	47	19	24	11	10	189	0.8	0.3	3.1
18-19 OKC	74-74	1931	185-431	.429	106-290	.366	37-51	.725	33	108	141	72	40	47	16	513	1.9	1.0	6.9
TOTALS	135-86	2694	255-600	.425	146-410	.356	46-61	.754	52	136	188	91	64	58	26	702	1.4	0.7	5.2

### NBA PLAYOFF STATISTICS

SEASON/TEAM	G-GS	MIN	FGM-FGA	PCT	3-PT. FG			FTM-FTA	PCT	Rebounds				AST	STL	TO	BLK	PTS	Averages		
					FGM-FGA	PCT	PCT			OFF	DEF	TOT	RPG						APG	PPG	
17-18 OKC	3-0	6	1-1	1.000	1-1	1.000	0-0	---	1	0	1	1	0	0	0	3	0.3	0.3	1.0		
18-19 OKC	5-5	128	9-25	.360	7-18	.389	0-0	---	2	10	12	6	2	5	0	25	2.4	1.2	5.0		
TOTALS	8-5	134	10-26	.385	8-19	.421	0-0	---	3	10	13	7	2	5	0	28	1.6	0.9	3.5		



8

**DANILO GALLINARI**

POSITION: Forward HEIGHT: 6-10 WEIGHT: 233

### BIRTHDATE

8/8/88

### BIRTHPLACE

Sant'Angelo Lodigiano, Italy

### HOW ACQUIRED

From the LA Clippers along with Shai Gilgeous-Alexander, three Clippers' first-round draft picks (2022, 2024 and 2026), two first-round picks via Miami (2021 and 2023) and the right to two first-round pick swaps (2023 and 2025) in exchange for Paul George on 7/10/19.

### CURRENT NBA SEASON

12th NBA Season

## CAREER AVERAGES

Appeared in 549 games (479 starts) with the Knicks, Nuggets and Clippers and averaged 15.9 points, 4.9 rebounds and 2.0 assists in 31.1 minutes per contest, shooting 42.5 percent from the field, 37.6 percent from three-point range and 87.1 percent from the charity stripe.

## 2018-19 AVERAGES

Appeared in 68 games (all starts) with the LA Clippers and recorded averages of 19.8 points, 6.1 rebounds and 2.6 assists in 30.3 minutes per contest, shooting 46.3 percent from the field, 43.3 percent from long range and 90.4 percent from the free throw line.

## 2018-19 NOTES

Ranked fourth in free throw percentage and fifth in three-point percentage among league leaders. Led the NBA in points per possession with at least 1,000 possessions, per Synergy and recorded career highs in points, rebounds and field goal percentage per game. He is the only player to average at least 19 points and six rebounds while shooting 43 percent or better from three. On 3/4 at L.A. Lakers, recorded his 1,000th career three-pointer and notched his 29th 20-point game this season, the most in any season of his career. On 4/5 vs. L.A. Lakers, matched his career high of eight assists. On 3/31 vs. Memphis, recorded a season-high 15 rebounds and made 14 free throws. He also recorded his seventh double-double of the season and 25th of his career. On 3/26 at Minnesota, matched his season best with six made threes. On 3/8 vs. Oklahoma City, recorded a season-best 34 points, including a season-leading 15-point first quarter. This game marked his second 30-point game as a Clipper. On 2/22 at Memphis, matched his season high by grabbing three steals. On 1/14 vs. New Orleans, made six three-point shots, setting a season high. On 12/28 at L.A. Lakers, recorded his fourth double-double of the season and 22nd of his career. On 12/13 at San Antonio, registered





his 1,000th career assist. On 12/2 at Dallas, logged what was then his highest-scoring quarter as a Clipper with 14 points in the first frame. On 11/29 at Sacramento, set a new season high with three steals. On 11/10 vs. Milwaukee, notched his 900th career three-pointer. On 10/21 vs. Houston, logged consecutive 20-point games for the second time as a Clipper. Missed one game due to illness. Sat out 10 games due to low back spasms. Missed one game due to a sore left ankle.

### NBA CAREER

**2017-18:** Appeared in 21 games (all starts) with the LA Clippers, averaging 15.3 points, 4.8 rebounds and 2.0 steals in 32.0 minutes, shooting 93.1 percent from the free throw line. Logged at least 20 points five times, four of which came in an 11-day stretch in February. On 2/5 vs. Dallas, scored a season-high 28 points on 13 field goal attempts, making him one of eight players that season with at least 28 points on 13 or fewer attempts. On 2/3 vs. Chicago, logged 24 points, his second 20-plus point game of the season following a season-best 25 on 12/9 vs. Washington. On 10/30 vs. Golden State, tallied then season highs in points (19), assists (four) and made field goals (eight). Left the game on 11/5 in the second quarter due to a left hip contusion. Missed 13 games with a sprained left glute. Sat out six games due to a left glute contusion. Absent from 19 games due to a left glute injury. Missed 18 games because of a right hand contusion/non-displaced fracture. Sat out five games due to a sore right hand. **2016-17:** Appeared in 63 games (all starts) with Denver and averaged 18.2 points, 5.2 rebounds and 2.1 assists in 33.9 minutes, shooting 44.7 percent from the field, 38.9 percent from three-point range and 90.2 percent from the free throw line. Was one of six players to average at least 18 points, five rebounds and two assists while shooting at least 38 percent from three (M. Gasol, George, Hayward, Leonard, Paul). Led Denver in scoring and free throw shooting. Ranked tied for eighth in the NBA in offensive rating. On 4/9 vs. Oklahoma City, scored a season-best 34 points to go along with 10 rebounds. Scored in double figures in 62 of his 63 appearances. Scored at least 20 points 21 times, including two 30-point outings. Logged

four double-doubles on the season. On 4/2 at Miami, posted 29 points on 11-of-19 shooting, five rebounds and two assists. **2015-16:** Appeared in 53 games (all starts) with Denver and averaged a career-high 19.5 points to go along with 5.3 rebounds and 2.5 assists in 34.7 minutes per contest. On 2/19 at Sacramento, tallied 27 points, three rebounds, three steals and two assists in 37 minutes. Recorded a season-high 33 points, going 18-for-18 from the free throw line, three rebounds and two assists on 2/5 vs. Chicago. On 1/23 vs. Detroit, registered 30 points (8-15 FG, 13-16 FT), six rebounds and two assists. On 1/19 vs. Oklahoma City, posted 27 points in 39 minutes. On 1/13 vs. Golden State, went 17-of-19 from the charity stripe en route to 28 points. On 1/10 vs. Charlotte, posted 27 points and six assists. On 1/3 vs. Portland, notched 29 points, five rebounds and three assists. Grabbed a career-best 18 rebounds and tallied 20 points on 11/24 vs. LA Clippers, going 16-of-17 from the line. Posted his first double-double of the season on 11/20 vs. Phoenix with 15 points and 10 rebounds. On 11/17 at New Orleans, logged 32 points, eight rebounds and a career-high-tying eight assists. Missed the last 23 games of the season and six others in season due to a right ankle sprain. **2014-15:** Appeared in 59 games (27 starts) with Denver, recording averages of 12.4 points, 3.7 rebounds and 1.4 assists. Registered a career-best 47 points and nine rebounds on 4/10 vs. Dallas, going 15-for-23 from the field and 10-for-10 from the stripe. On 4/8 vs. L.A. Lakers, posted 27 points, seven rebounds, four assists and two blocks. On 3/22 at Orlando, registered 40 points, seven

rebounds, four assists and three steals, going 12-of-21 from the floor and 10-of-11 from the free throw line. Tallied a then-season-high 26 points and seven rebounds vs. Milwaukee on 3/3. Missed 15 games with a right knee meniscal tear. Sat out five games due to rest. Missed three games because of a right knee contusion. **2013-14:** Missed the entire season due to a left ACL tear. **2012-13:** Appeared in 71 games (all starts) with Denver, averaging 16.2 points, 5.2 rebounds and 2.5 assists in 32.5 minutes per contest. Scored in double figures 57 times and at least 20 points 22 times. Led the team with 135 three-pointers and shot a team-leading 82.2 percent from the free throw line. On 2/19 vs. Boston, posted 26 points, five rebounds and five assists. On 1/30 vs. Houston, logged 27 points and a career-high-tying four blocks. On 12/28 at Dallas, scored a then career-high 39 points and grabbed eight boards, shooting 7-of-11 from three-point range. On 12/18 vs. San Antonio, logged 28 points and nine rebounds. Went 10-for-11 from the charity stripe en route to 26 points and five rebounds on 11/19 at Memphis. On 11/12 at Orlando, registered 23 points, eight

### REGULAR SEASON CAREER HIGHS

Minutes	52	01/21/12	DEN @ NYK (2 Times)
Field Goals	15	04/10/15	DEN vs. DAL
Field Goal Attempts	23	04/10/15	DEN vs. DAL (2 Times)
Three-Point Field Goals	8	10/31/09	NYK vs. PHI
Three-Point Attempts	16	10/31/09	NYK vs. PHI
Free Throws	18	02/05/16	DEN vs. CHI (2 Times)
Free Throw Attempts	20	01/21/12	DEN @ NYK
Offensive Rebounds	4	11/03/15	DEN @ LAL (3 Times)
Defensive Rebounds	18	11/24/15	DEN vs. LAC
Rebounds	18	11/24/15	DEN vs. LAC
Assists	8	04/05/19	LAC vs. LAL (4 Times)
Steals	5	01/01/12	DEN vs. LAL
Turnovers	7	12/15/18	LAC @ OKC (2 Times)
Blocks	4	01/30/13	DEN vs. HOU (2 Times)
Points	47	04/10/15	DEN vs. DAL

### NBA REGULAR SEASON STATISTICS

SEASON/TEAM	G-GS	MIN	FGM-FGA	PCT	3-PT FG			Rebounds								Averages			
					FGM-FGA	PCT	FTM-FTA	PCT	OFF	DEF	TOT	AST	STL	TO	BLK	PTS	RPG	APG	PPG
08-09 NYK	28-2	412	56-125	.448	32-72	.444	26-27	.963	13	42	55	15	14	15	4	170	2.0	0.5	6.1
09-10 NYK	81-74	2747	392-927	.423	186-488	.381	251-307	.818	65	333	398	135	75	110	58	1221	4.9	1.7	15.1
10-11 NYK/DEN	62-60	2104	265-640	.414	103-293	.352	337-391	.862	59	246	305	104	51	83	27	970	4.9	1.7	15.6
11-12 DEN	43-40	1351	193-466	.414	60-183	.328	182-209	.871	28	174	202	116	42	68	23	628	4.7	2.7	14.6
12-13 DEN	71-71	2309	643-871	.418	135-362	.373	286-348	.822	65	302	367	176	64	111	36	1149	5.2	2.5	16.2
13-14 DEN									DNP - Left ACL Tear										
14-15 DEN	59-27	1426	228-568	.401	107-301	.355	171-191	.895	31	187	218	83	47	57	20	734	3.7	1.4	12.4
15-16 DEN	53-53	1839	287-700	.410	87-239	.364	375-432	.868	52	229	281	135	42	77	19	1036	5.3	2.5	19.5
16-17 DEN	63-63	2134	335-750	.447	126-324	.389	349-387	.902	39	286	325	135	40	82	15	1145	5.2	2.1	18.2
17-18 LAC	21-21	671	102-256	.398	36-111	.324	81-87	.931	9	92	101	41	12	26	10	321	4.8	2.0	15.3
18-19 LAC	68-68	2059	409-884	.463	161-372	.433	367-406	.904	54	363	417	178	49	99	23	1346	6.1	2.6	19.8
TOTALS	549-479	17052	2631-6187	.425	1033-2745	.376	2425-2785	.871	415	2254	2669	1118	436	728	235	8720	4.9	2.0	15.9

### NBA PLAYOFF STATISTICS

SEASON/TEAM	G-GS	MIN	FGM-FGA	PCT	3-PT. FG		FTM-FTA	PCT	Rebounds				AST	STL	TO	BLK	PTS	Averages		
					FGM-FGA	PCT			OFF	DEF	TOT	RPG						APG	PPG	
10-11 DEN	5-5	148	19-44	.432	7-15	.467	15-21	.714	1	16	17	10	4	7	0	60	3.4	2.0	12.0	
11-12 DEN	7-7	222	34-94	.362	4-23	.174	22-24	.917	9	27	36	17	5	9	4	94	5.1	2.4	13.4	
18-19 LAC	6-6	201	39-111	.351	13-43	.302	28-33	.848	9	28	37	16	8	11	1	119	6.2	2.7	19.8	
TOTALS	18-18	571	92-249	.369	24-81	.296	65-78	.833	19	71	90	43	17	27	5	273	5.0	2.4	15.2	

rebounds and four assists. Did not play on opening night due to a left ankle sprain. Missed two games due to a sinus infection. Sat out two games due to a left thigh bruise. Sat out six games with an ACL tear. **2011-12:** Appeared in 43 games (40 starts) with the Nuggets and averaged 14.6 points, 4.7 rebounds and a career-best 2.7 assists. Scored in double digits in 31 of his 43 games. Led the team in scoring 14 times throughout the season. On 1/25 at Sacramento, had 23 points, five assists and three blocks. On 1/21 at New York, recorded a double-double with a career-high 37 points and 11 rebounds while shooting 18-of-20 from the line, both career bests. On 1/7 at San Antonio, logged 31 points, five rebounds, two assists and two steals. Left the game on 2/6 vs. Houston with a left ankle sprain and missed the next 13. Sat out 10 games with a fractured thumb. **2010-11:** Appeared in 62 games (60 starts) with New York and Denver, recording averages of 15.6 points, 4.9 rebounds and 1.7 assists in 33.9 minutes per contest. In 14 games with the Nuggets, averaged 14.7 points and 4.9 rebounds in 30.9 minutes. Poured in 30 points, nine rebounds and two assists on 2/25 at Portland, going 15-of-17 from the line. His 17 free throw attempts that night tied a career best. Was acquired by Denver from New York on 2/22 as part of a 13-player trade involving Denver, New York and Minnesota. Appeared in 48 games (all starts) with the Knicks, averaging 15.9 points, 4.8 rebounds and 1.7 assists in 34.8 minutes per game. Scored at least 20 points 15 times, including one 30-point outing. Logged two double-doubles on the year with New York. Missed two games with a sprained right ankle. Sat out 14 games due to a left knee sprain. **2009-10:** Appeared in 81 games (74 starts) with New York, averaging 15.1 points (fourth on team) and 4.9 rebounds in 33.9 minutes, shooting 42.3 percent from the field and 81.8 percent from the free throw line. Led the team in games played after back pain limited him to just 28 contests in his rookie season. Shot 38.1 percent from three-point range, finishing second in the NBA in makes behind only Houston's Aaron Brooks (209) and recording the second-highest single-season total in Knicks franchise history (John Starks made 217 in 94-95). Had 17 games with at least four threes, including five games with at

least five makes from beyond the arc, two with six, one with seven, one with eight. Ranked sixth among NBA sophomores in scoring. Led the Knicks in scoring 12 times and rebounds four times. Had 20 games with 20 or more points and two 30-point outings. Notched five double-doubles. Scored 20-plus points in a half five times during the season. Poured in a career-best 31 points vs. Boston on 4/6, going 10-of-15 from the floor. Scored five points for the Sophomore squad in the 2010 T-Mobile Rookie Challenge at the NBA All-Star weekend in Dallas. Also finished tied for fourth in the Foot Locker Three-Point Contest and assisted on Nate Robinson's third career win in the Sprite Slam Dunk Competition. On 10/31 vs. Philadelphia, tallied 30 points by going 8-of-16 from beyond the arc, tying a Knicks single-game record with 16 three-point attempts while falling one make shy of tying the single-game record. Only missed one game due to a sore right forearm. Logged a season high 31 points on 4/6 vs. Boston. Dished out a season-best eight assists on 4/2 at Golden State. Grabbed a season-high 11 rebounds twice. **2008-09:** Lingering back pain limited his rookie season to 28 games (two starts), averaging 6.1 points on 44.8 percent shooting in 14.7 minutes per game. Shot 44.4 percent from three-point range and 96.3 percent from the charity stripe. Recorded six double-figure scoring games. Made at least one three-point shot in 21 of his 28 games. Scored a season-high 17 points on 3/4 vs. Atlanta. Logged nine DNP-CD. Missed 45 games due to back pain. Underwent successful back surgery on 4/7.

### PLAYOFFS

Appeared in 18 postseason games (all starts) with the Nuggets and the Clippers, averaging 15.2 points, 5.0 rebounds and 2.4 assists in 31.7 minutes. **2019:** Appeared in six playoff games (all starts), averaging 19.8 points, 6.2 rebounds, 2.7 assists and 1.33 steals in 33.5 minutes per contest. On 4/26 at Golden State, registered a playoff career-high 29 points. **2012:** Appeared in all seven postseason games with the Nuggets vs. L.A. Lakers, averaging 13.4 points, 5.1 rebounds and 2.4 assists in 31.7 minutes per contest. In Game 4 on 5/6, registered a career-playoff-best 20 points along with six rebounds. Scored 13

points and grabbed a career-playoff-high eight rebounds in Game 2. In Game 6, posted 12 points, four rebounds and a career-playoff-high seven assists. **2011:** Started in all five playoff games with Denver vs. Oklahoma City, recording averages of 12.0 points, 3.4 rebounds and 2.0 assists in 29.6 minutes. Posted 18 points, four rebounds and two assists in Game 1 on 4/17. Recorded a career-playoff-high 37 minutes, tallying seven points, three rebounds and two steals in Game 2 on 4/20.

### INTERNATIONAL CAREER

Played in Italy from 2004-2008. Participated in 2011 Eurobasket Championships for Italy. Averaged 15.2 points and 6.4 rebounds in five games. Appeared in 62 games (60 starts) in two seasons (2006-08) with Armani Jeans Milano of the Italian A-1 League, averaging 14.0 points on 45.2 percent shooting from the field and 36.3 percent shooting from beyond the arc. Was named Euroleague's Rising Star in 2007-08. Scored a career-high 29 points vs. Siviglia during the 2007-08 season. Participated in the 2007 Italian All-Star Game. Signed with Armani Jeans Milano and played on loan with Edimes Pavia (Italian A-2 League) in 2005-06. Member of the Italian U-18 National Team, helping lead Italy to a bronze medal at the 2005 U-18 European Championships in Belgrade while averaging 10.6 points per game. Made his pro debut at age 16 with Assigeco Casalpusterlengo of the Italian Serie B-1 League in 2004-05.

### PERSONAL

Nicknamed "The Rooster" (Il Gallo). Father, Vittorio, played professional basketball in Italy for a number of teams and was a Milan teammate and roommate of Mike D'Antoni for eight years. Favorite athletes include Michael Jordan and Roger Federer. Played for the Italian National Team in the 2008 Summer Olympics qualifying tournament. Lists Michael Jordan, Larry Bird and Angelina Jolie as the three people he would most like to have dinner with. Favorite actors are Denzel Washington and Angelina Jolie and favorite entertainer is Justin Timberlake. Favorite meal is either sushi or gnocchi with gorgonzola cheese. Participated in the NBA's Basketball Without Borders goodwill tour to Senegal, Africa in August 2010.





2

## SHAI GILGEOUS-ALEXANDER

POSITION: Guard HEIGHT: 6-6 WEIGHT: 181

## BIRTHDATE

7/12/98

## BIRTHPLACE

Toronto, Canada

## COLLEGE

Kentucky

## HOW ACQUIRED

From the LA Clippers along with Danilo Gallinari, three Clippers' first-round draft picks (2022, 2024 and 2026), two first-round picks via Miami (2021 and 2023) and the right to two first-round pick swaps (2023 and 2025) in exchange for Paul George on 7/10/19.

## CURRENT NBA SEASON

2nd NBA Season

## 2018-19 AVERAGES

Appeared in all 82 games (73 starts) with the LA Clippers, averaging 10.8 points, 2.8 rebounds, 3.3 assists and 1.17 steals in 26.5 minutes per contest, shooting 47.6 percent from the field, 36.7 percent from three-point range and 80.0 percent from the charity stripe.

## 2018-19 NOTES

Led all rookies on +.500 teams in scoring and minutes per game. He ended the season by scoring 20 or more points in four of the last seven games while also scoring in double figures in 17 of the final 20 games of the 2018-19 season. Led the NBA in three-point shooting in March (59.4). No rookie in NBA history has matched his season stat line in points, rebounds, assists, field goal percentage, three-point percentage and free throw percentage. Appeared in the 2019 MTN DEW ICE Rising Stars Challenge during the 2019 All-Star weekend. On 1/8 vs. Charlotte, became the only rookie guard to log at least four blocks and two steals in under 22 minutes of playing time since at least 1974-75. On 11/12 vs. Golden State, became the only rookie in Clippers history to log at least 18 points, 70 percent shooting, five rebounds, three assists, two steals and one block. Made his first career start on 11/5 vs. Minnesota. On 10/17 vs. Denver, became the 20th player in Clippers history to reach double-digit scoring in his NBA debut.

## PLAYOFFS

**2019:** Appeared in six games (all starts) with the Clippers and averaged 13.7 points, 2.7 rebounds, 3.2 assists and 1.00 steal in 28.8 minutes per game, shooting 46.7 percent from the floor, 50.0 percent from long range and 85.0 percent from the stripe. On 4/21 vs. Golden State, recorded a playoff career high of 25 points, marking the most points scored by a Clippers rookie in a postseason game. On 4/13 at Golden State, scored 18 points,

marking the most by any Clippers rookie in their playoff debut in franchise history. He's also just the 17th rookie in NBA history to score at least as many points in under 35 minutes in their playoff debut and the first since Ben Gordon on 4/24/05.

## COLLEGE

In his lone season at Kentucky, appeared in 37 games (24 starts) and recorded averages of 14.4 points, 4.1 rebounds, 5.1 assists and 1.65 steals in 33.7 minutes per contest, shooting 48.5 percent from the field, 40.4 percent from beyond the arc and 81.7 percent from the free throw line. Led the team in assists (189), steals (61) and three-point field goal percentage. One of only three freshman in Kentucky history to record 61 or more steals. Ranked second on the team in points (532). Earned 2018 SEC Tournament MVP. Named to All-SEC Freshman Team and the All-SEC Second Team. Was named SEC Freshman of the Week (1/15).

## PERSONAL

His mother represented Canada during the 1992 Summer Olympics in track. Has one younger brother, Thomasi. Moved from Toronto to Chattanooga, Tenn. in high school. In 2016, was a member of the Canadian U18 National Team. His first job was to referee elementary school basketball as a teenager. Lists "Like Mike" as his favorite movie and "Game of Thrones" as his favorite TV show. His favorite meal is his mother's homemade lasagna. Does not listen to music pregame. Has a strong interest in fashion and design. Enjoys drawing both cartoons and fashion designs. His favorite non-NBA team is Paris Saint-Germain F.C. Considers Hall of Famer Steve Nash to be a mentor. His favorite community service event was his backpack giveaway in his hometown. Qualifying for the playoffs for the first time his rookie season was the best moment of his career.



## REGULAR SEASON CAREER HIGHS

Minutes	43	01/18/19	LAC vs. GSW
Field Goals	10	04/05/19	LAC vs. LAL
Field Goal Attempts	19	04/05/19	LAC vs. LAL
Three-Point Field Goals	3	03/30/19	LAC vs. CLE (3 Times)
Three-Point Attempts	7	12/17/18	LAC vs. POR
Free Throws	10	01/18/19	LAC vs. GSW
Free Throw Attempts	10	01/18/19	LAC vs. GSW
Offensive Rebounds	3	11/28/18	LAC vs. PHX
Defensive Rebounds	6	04/05/19	LAC vs. LAL (4 Times)
Rebounds	8	04/05/19	LAC vs. LAL (2 Times)
Assists	10	03/17/19	LAC vs. BKN
Steals	4	03/31/19	LAC vs. MEM
Turnovers	5	02/09/19	LAC @ BOS (2 Times)
Blocks	4	01/08/19	LAC vs. CHA
Points	24	01/18/19	LAC vs. GSW (2 Times)

## NBA REGULAR SEASON STATISTICS

SEASON/TEAM	G-GS	MIN	FGM-FGA	PCT	3-PT. FG	FGM-FGA	PCT	FTM-FTA	PCT	Rebounds					AST	STL	TO	BLK	PTS	Averages		
										PCT	OFF	DEF	TOT	AST						RPG	APG	PPG
18-19 LAC	82-73	2174	341-716	.476	51-139	.367	156-195	.800	.800	57	175	232	270	96	141	45	889	2.8	3.3	10.8		
TOTALS	82-73	2174	341-716	.476	51-139	.367	156-195	.800	.800	57	175	232	270	96	141	45	889	2.8	3.3	10.8		

## NBA PLAYOFF STATISTICS

SEASON/TEAM	G-GS	MIN	FGM-FGA	PCT	3-PT. FG	FGM-FGA	PCT	FTM-FTA	PCT	Rebounds					AST	STL	TO	BLK	PTS	Averages		
										PCT	OFF	DEF	TOT	AST						RPG	APG	PPG
18-19 LAC	6-6	173	28-60	.467	9-18	.500	17-20	.850	.850	4	12	16	19	6	5	5	82	13.7	2.7	3.2		
TOTALS	6-6	173	28-60	.467	9-18	.500	17-20	.850	.850	4	12	16	19	6	5	5	82	13.7	2.7	3.2		



# 33 MIKE MUSCALA

POSITION: Forward/Center HEIGHT: 6-11 WEIGHT: 240

## BIRTHDATE

7/1/91

## BIRTHPLACE

St. Louis Park, Minn.

## COLLEGE

Bucknell

## HOW ACQUIRED

Signed as a free agent 7/10/19.

## CURRENT NBA SEASON

7th NBA Season

## CAREER AVERAGES

Appeared in 307 career games (28 starts) with the Hawks, 76ers and Lakers, averaging 5.7 points and 3.3 rebounds in 15.9 minutes per contest, shooting 46.8 percent from the floor, 36.5 percent from beyond the arc and 84.1 percent from the free throw line.

## 2018-19 AVERAGES

Appeared in 64 games (10 starts) with Philadelphia and the Los Angeles Lakers, registering averages of 7.0 points, 3.8 rebounds and 1.2 assists in 20.4 minutes per contest. Played in 47 games (six starts) with the 76ers, averaging 7.4 points, 4.3 rebounds and 1.3 assists in 22.1 minutes. In 17 games (four starts) with the Lakers, averaged 5.9 points and 2.6 rebounds in 15.6 minutes.

## 2018-19 NOTES

Converted multiple three-point shots in 26 games, including five outings with at least four made shots from beyond the arc. With the Lakers, scored in double figures five times. Scored 16 points on 6-of-8 shooting from three-point range and grabbed eight rebounds on 4/7 vs. Utah, good for individual highs with the Lakers. Had four points and four rebounds in his first start as a Laker on 3/15 at Detroit. In his debut with Los Angeles, logged eight points and two assists, draining two three-point shots on 2/10 at Philadelphia. Missed one game due to a right ankle sprain. Sat out one game due to a sore right ankle and another game due to tibialis posterior tendinitis. Logged seven DNP-CD. With the 76ers, scored in double figures 15 times. Registered his lone double-double of the season on 11/30 vs. Washington as he tallied 12 points and 10 rebounds while also blocking two shots. On 11/19 vs. Phoenix, scored a season-best 19 points. Saw his first action of the season on 10/23 at Detroit where he totaled five points, two rebounds and two blocks. Missed three games due to a left ankle sprain. Sat out two games due to a nose fracture. Missed one game due to an upper respiratory infection.

## NBA CAREER

**2017-18:** Appeared in 53 games (seven starts) with the Hawks, averaging career-highs of 7.6 points and 4.3 rebounds as well as 1.0 assist in a career-high 20.0 minutes per game, while shooting 45.8 percent

from the field, 37.1 percent from three-point range and a career-best 91.9 percent from the free throw line. Scored a career-high 24 points at Minnesota on 3/28. Grabbed a season-high 10 rebounds on two separate occasions, at Chicago on 10/26 and vs. Orlando on 4/1. Dished out a season-high four assists at Chicago (10/26). Stole the ball a season-high two times on eight separate occasions. Played a season-high 32:33 at Miami on 4/3. Posted a career-high two double-doubles, at Chicago on 10/26 and vs. Orlando 4/1. His double-double on Oct. 26 was his first since March 28, 2015 at Charlotte. Reached double figures in points 16 times, the second-most of his career behind his 20 such games in 2016-17. Recorded 21 games with five-plus rebounds, the second-most of his career behind 23 such games in 2016-17. Had 15 games with multiple assists. His eight multi-steal games were the most of his career. Blocked multiple shots in five contests. Totaled a career-high 62 three-pointers. Converted a career-best 57 free-throws. Recorded a career-high 31

steals. Blocked 27 shots, his third straight season with 25-plus blocks. From 2/26-4/3 (18 games, two starts) he averaged 10.6 points, 5.2 rebounds and 1.0 assists. Missed 22 games with a sprained left ankle. **2016-17:** In 70 games (three starts) with Atlanta, averaged 6.2 points, 3.4 rebounds and 1.4 assists in 17.7 minutes (50.4 percent from the field, 41.8 percent from three, 76.6 percent from the free throw line). Scored a season-high 16 points on two separate occasions, vs. Milwaukee on 11/16 and vs. Minnesota on 12/21. Grabbed a season-high nine rebounds vs. Miami (2/24). Dished out a season-high five assists on two separate occasions, at Toronto on 12/16 and at Cleveland on 4/7. Stole the ball a season-high two times, vs. Washington on 10/27, vs. Detroit on 12/2, at Toronto on 12/3, vs. Detroit on 12/30 and at Philadelphia on 3/29. Blocked a season-high three shots vs. Washington (10/27). Scored in double-figures 20 times. Averaged 7.7 points, 4.0 rebounds, 2.0 assists and 1.3 blocks (39.1 percent from the floor, 33.3 percent from three-point range,



75.0 percent from the charity stripe) as a starter. Ranked second on the club in field goal percentage and fifth in rebounds per game. Led the team in assists three times and rebounds once. Dished out a career-high-tying five assists, while adding 13 points, six rebounds and one steal (6-8 FG, 1-1 3FG) at Cleveland on 4/7. Recorded 16 points, four rebounds and one steal, going 6-for-9 from the field and a career-high-tying 3-for-3 from long range vs. Minnesota (12/21). Also notched career bests in three three-point field goals at Milwaukee (12/9) and at Chicago (4/1), and five assists at Toronto on 12/16. Had 10 points (2-4 FG, career-high 6-8 FT) and three rebounds vs. Sacramento on 10/31. Missed six games (1/16-1/25) due to a left ankle sprain. **2015-16:** Appeared in 60 games with Atlanta, averaging 3.3 points and 2.0 rebounds in 9.4 minutes per game, while shooting 50.0 percent from the field, 30.8 percent from three-point range and 79.5 percent from the free throw line. Scored a season-high 12 points at Philadelphia (2/3). Grabbed a season-high six rebounds on three separate occasions, at Memphis on 11/27, vs. Oklahoma City on 11/30 and at Chicago on 2/10. Dished out season-high three rebounds vs. Orlando on 2/8. Stole the ball a season-high three times vs. Chicago (2/26). Blocked a season-high three shots at Toronto on 3/30. Played a season-high 24 minutes at Memphis on 11/27. Shot 50.0 percent or better from the field in 28 contests, the second-most in his career behind 36 such games in 2016-17. Brought down multiple rebounds on three separate occasions. Blocked multiple shots in six contests, the second-most such games of his career behind 12 in 2016-17. From 11/25 – 12/10 (eight games) he averaged 6.9 points, 4.1 rebounds and 1.3 blocks in 18.1 minutes per game. Inactive for two contests, at New York (10/29) and vs. Charlotte (10/30). **2014-15:** Appeared in 40 games (eight starts) with the Hawks, averaging 4.9 points, 3.0 rebounds and 0.6 assists in 12.6 minutes per game, while shooting 55.0 percent from the field, 40.9 percent from three-point range and 88.0 percent from the free-throw line. Scored a season-high 18 points at Charlotte on 3/28. Grabbed a career-high 13 rebounds at Detroit on 3/31. Dished out a season-high four assists on two separate occasions, at Charlotte on 3/28 and at Washington on 4/12. Stole the ball a career-high four times vs. Phoenix (4/7). Blocked a career-high four shots on two separate occasions, at Cleveland on 4/11 and at Miami on 2/28. Played a career-high 34:23 at Charlotte (3/28). Reached double figures in points on five separate occasions. Had 22 multi-rebound contests. Inactive for three games, vs. Denver (12/7), at Memphis (2/8) and at Minnesota (2/9). **2013-14:** Made his NBA debut at Phoenix on 3/2. Appeared in

20 games with Atlanta, averaging 3.8 points and 2.6 rebounds in 10.8 minutes per game, while shooting 42.5 percent from the field. Scored a season-high 15 points at Milwaukee (4/16). Grabbed a season-high eight rebounds at Washington on 3/29. Dished out a season-high three assists at Milwaukee (4/16). Blocked a season-high two shots on two separate occasions, at Phoenix on 3/2 and at Milwaukee on 4/16. Played a season-high 25 minutes at Milwaukee (4/16).

## NBA G LEAGUE CAREER

Appeared in nine games (five starts) with Fort Wayne and Erie, registering averages of 12.9 points, 6.8 rebounds, 1.6 assists and 1.00 block in 25.8 minutes per contest. **2017-18:** Appeared in three games (all starts) on assignment with the Erie BayHawks, averaging 13.0 points, 3.0 rebounds, 1.3 assists and 1.00 block in 17.7 minutes. **2014-15:** Appeared in six games (two starts) on assignment with the Fort Wayne Mad Ants, averaging 12.8 points, 8.7 rebounds, 1.7 assists and 1.00 block in 29.8 minutes.

## PLAYOFFS

Over four postseasons, appeared in 27 playoff games with Atlanta, averaging 3.1 points and 1.9 rebounds in 9.4 minutes per contest, shooting 47.9 percent. **2017:** Appeared in six postseason games with the Hawks, averaging 2.8 points and 2.7 rebounds. Brought down a playoff career-high six rebounds at Washington on 4/19. **2016:** Appeared in nine playoff games with Atlanta, recording averages of 2.7 points and 1.9 rebounds in 7.4 minutes. Shot 50.0 percent from the field and 33.3 percent from three-point range. Scored a playoff career-high 10 points at Cleveland on 5/4. **2015:** Appeared in 10 postseason games with Atlanta, averaging 4.2 points and 1.8 rebounds in 10.2 minutes per contest, shooting 60.6 percent from the floor. Scored a season playoff high eight points on two separate occasions, vs. Washington on 5/13 and at Cleveland on 5/26. Grabbed a 14-15 playoff-high three rebounds on three separate occasions, at Washington on 5/9, vs. Washington on 5/13 and at Washington on 5/15. **2014:** Made his playoff debut at Indiana on 4/22. Made two appearances.

## INTERNATIONAL CAREER

**2013-14:** Played with Blu:sens Monbus of the Spanish Liga ACB. Appeared in 20 games and averaged 14.6 points, 7.8 rebounds and 1.1 assists in 10.6 minutes per contest, shooting 54.0 percent from the field and 87.1 percent from the free throw line.

## COLLEGE

Had a four-year career at Bucknell from 2009-13,

finishing as the school's all-time scoring leader (2036) and was second in rebounds (1093) and blocks (271). Named Patriot League Player of the Year and Defensive Player of the Year as a senior. Three-time All-Patriot League First Team selection and honorable mention All-America as a senior. Named 2013 Academic All-American. In 2012-13, averaged team highs of 18.7 points, 11.1 rebounds and 2.4 blocks in 31.7 minutes, shooting 50.9 percent from the field, 45.3 percent from three-point range and 78.9 percent from the free throw line. As a junior in 2011-12, posted averages of 17.0 points, 11.1 rebounds and 2.4 blocks, scoring in double digits in 32 of his 34 games, shooting 50.3 percent from the floor, 42.1 percent from beyond the arc and 85.3 percent from the stripe. As a sophomore in 2010-11, played in 34 games and averaged 14.9 points, 7.3 rebounds and 2.0 blocks, shooting 51.7 percent from the field, 40.0 percent from three and 81.6 percent from the charity stripe. As a freshman in 2009-10, appeared in all 30 games and logged averages of 9.9 points, 4.9 rebounds and 2.2 blocks in 24.8 minutes per contest, shooting 46.2 percent from the field and 80.6 percent from the line.

## PERSONAL

Has a sister, Madeline Maida. A fan of the TV show "Entourage" while "Anchorman" is his favorite movie. Bubba Watson is his favorite golfer. A fan of Drake. Listens to Anything Can Happen by SAINT JHN pregame. His favorite non-NBA sports team is the Flint Tropics. Favorite hobby is freestyle rapping and his rapper name is Mike Jawz. Other nicknames include Musky and Moose. The best moment of his career was getting drafted. Favorite charities include Pay Away the Layaway and Peacemakers International. Winner of the Hawks' 2016 Jason Collier Memorial Trophy presented annually to the individual who best exemplifies the characteristics Collier displayed off the court as a community ambassador.



## REGULAR SEASON CAREER HIGHS

Minutes	38	04/07/19	LAL vs. UTA
Field Goals	7	12/07/18	PHI @ DET
Field Goal Attempts	13	01/29/19	PHI @ LAL (2 Times)
Three-Point Field Goals	4	04/09/19	LAL vs. POR (5 Times)
Three-Point Attempts	10	11/12/18	PHI @ MIA
Free Throws	9	11/19/18	PHI vs. PHX
Free Throw Attempts	11	11/19/18	PHI vs. PHX
Offensive Rebounds	3	04/07/19	LAL vs. UTA (5 Times)
Defensive Rebounds	8	12/05/18	PHI @ TOR (2 Times)
Rebounds	10	11/30/18	PHI vs. WAS
Assists	5	12/02/18	PHI vs. MEM
Steals	2	03/31/19	LAL @ NOP (4 Times)
Turnovers	4	11/04/18	PHI @ BKN
Blocks	3	04/05/19	LAL @ LAC (3 Times)
Points	19	11/19/18	PHI vs. PHX

## NBA REGULAR SEASON STATISTICS

SEASON/TEAM	G-GS	MIN	FGM-FGA	PCT	3-PT. FG		FTM-FTA	PCT	Rebounds							Averages				
					FGM-FGA	PCT			OFF	DEF	TOT	AST	STL	TO	BLK	PTS	RPG	APG	PPG	
13-14 ATL	20-0	215	31-73	425	0-3	.000	14-14	1.000	17	35	52	7	3	12	10	76	2.6	0.4	3.8	
14-15 ATL	40-8	502	83-151	550	9-22	.409	22-25	.880	52	67	119	25	16	21	19	197	3.0	0.6	4.9	
15-16 ATL	60-0	565	76-152	500	12-39	.308	31-39	.795	38	79	117	34	13	27	27	195	2.0	0.6	3.3	
16-17 ATL	70-3	1237	170-337	504	46-110	.418	49-64	.766	76	164	240	95	30	55	41	435	3.4	1.4	6.2	
17-18 ATL	53-7	1060	143-312	458	62-167	.371	57-62	.919	56	174	230	51	31	42	27	405	4.3	1.0	7.6	
18-19 PHI/LAL	64-10	1306	145-361	402	89-256	.348	70-85	.824	57	187	244	76	22	48	38	449	3.8	1.2	7.0	
TOTALS	307-28	4885	648-1386	468	218-597	.365	243-289	.841	296	706	1002	288	115	205	162	1757	3.3	0.9	5.7	

## NBA PLAYOFF STATISTICS

SEASON/TEAM	G-GS	MIN	FGM-FGA	PCT	3-Pt. FG		FTM-FTA	PCT	Rebounds							Averages				
					FGM-FGA	PCT			OFF	DEF	TOT	AST	STL	TO	BLK	PTS	RPG	APG	PPG	
13-14 ATL	2-0	5	0-2	.000	0-0	-	0-0	-	0	0	0	0	0	0	0	0	0.0	0.0	0.0	
14-15 ATL	10-0	102	20-33	.606	2-8	.250	0-0	-	8	10	18	1	1	4	3	42	1.8	0.1	4.2	
15-16 ATL	9-0	67	10-20	.500	2-6	.333	2-2	1.000	7	10	17	3	0	3	1	24	1.9	0.3	2.7	
16-17 ATL	6-0	81	5-18	.278	0-4	.000	7-8	.875	6	10	16	2	1	1	3	17	2.7	0.3	2.8	
TOTALS	27-0	255	35-73	.479	4-18	.222	9-10	.900	21	30	51	5	2	8	7	83	1.9	0.2	3.1	



# 11

## ABDEL NADER

POSITION: Forward HEIGHT: 6-6 WEIGHT: 225

### BIRTHDATE

9/25/93

### BIRTHPLACE

Alexandria, Egypt

### COLLEGE

Iowa State

### HOW ACQUIRED

From Boston along with cash considerations in exchange for Rodney Purvis on 7/23/18.

### CURRENT NBA SEASON

3rd NBA Season



### CAREER AVERAGES

Appeared in 109 career games (two starts) with Boston and Oklahoma City, averaging 3.6 points and 1.7 rebounds in 11.2 minutes, shooting 33.3 percent from long range.

### 2018-19 AVERAGES

Appeared in 61 games (one start) with Oklahoma City, averaging 4.0 points and 1.9 rebounds in 11.4 minutes, shooting 42.3 percent from the floor.

### 2018-19 NOTES

Over the first 32 games of the season, logged a total of 44 minutes of action (fewest on the team as no other player had less than 100) and averaged 1.1 points per contest, but then produced a stretch of 14 games in which he averaged 6.9 points and 2.3 rebounds in 14.7 minutes, shooting 50.7 percent from the floor, a team-leading 48.3 percent from three-point range and scoring in double figures five times. On 1/12 vs. San Antonio, went a perfect 6-for-6 from the field and drained his only three-point attempt to tally 15 points, making him just the sixth reserve in Thunder history to shoot as well in a game (Ibaka, Jackson, Kanter, Livingston, Telfair). On 3/3 vs. Memphis, drained three shots from beyond the arc to tally 15 points, two rebounds and two steals. On 2/5 vs. Orlando, scored 11 points on 4-of-5 shooting, grabbing two steals. On 1/21 at New York, registered 16 points, six rebounds, two assists and two steals, going 6-of-9 from the field and 2-of-3 from long range. On 1/10 at San Antonio, went a perfect 4-for-4 from the floor to tally nine points and three rebounds. On 1/6 vs. Washington, scored nine points on 4-for-7 shooting. On 1/2 at LA Lakers, went 4-for-6 from the field and 2-for-3 from beyond the arc to register 10 points and four rebounds. On 12/31 vs. Dallas, recorded 10 points (4-6 FG, 2-3 3FG) and three rebounds. On 12/28 at Phoenix, logged a career-high 18 points (7-13 FG, 2-4 3FG, 2-2 FT) and five rebounds. Scored in double digits eight times. Inactive for two games. Tallied 18 DNP – Coach's Decision. Missed one game with an illness.

### NBA CAREER

2017-18: Appeared in 48 games (one start) with Boston, averaging 3.0 points and 1.5 rebounds in 10.9 minutes per contest. Shot 33.6 percent from the floor and 35.4 percent from three-point range. Recorded three games with at least 10 points. Led or tied for the

team lead in steals once in blocks four times. Made his NBA debut against Milwaukee on 10/18 and recorded four points and an assist in 11 minutes of play. Scored seven points against Sacramento on 11/1. Pulled down a career-high seven boards against Houston on 12/28. Netted a career-best 10 points to go along with a season-high three assists against New York on 1/31. Tied his season-high 10 points to go along with five rebounds against Washington on 3/14. Got his first career start against Brooklyn on 4/11 and recorded nine points and a season-high eight rebounds. Missed one game due to illness (1/16).

### NBA G LEAGUE CAREER

2018-19: Appeared in three games (all starts) on assignment with the Oklahoma City Blue, averaging 24.3 points, 6.7 rebounds, 3.7 assists and 1.67 steals in 29.8 minutes. 2017-18: Appeared in four games on

assignment with the Maine Red Claws and averaged 21.3 points, 5.8 rebounds, 1.5 assists, 1.00 steal and 1.75 blocks in 37.0 minutes per contest. Shot 41.8 percent from the field, 40.9 percent from long range and 83.3 percent from the charity stripe. 2016-17: Was named the 2016-17 NBA G League's Rookie of the Year with the Maine Red Claws after he averaged 21.3 points, 6.2 rebounds, 3.9 assists and 1.00 steal in 33.5 minutes per contest over 40 games. Shot 44.7 percent from the field and 34.9 percent from long range. Selected as an All-Star for the Eastern Conference for the 2017 NBA G League All-Star Game in New Orleans during the NBA's All-Star Weekend.

### PLAYOFFS

Appeared in 14 games with Boston and Oklahoma City, totaling 14 points, three rebounds, three assists and two blocks in 38 minutes of action. 2019: Appeared in



three games, tallying two points. Two games DNP – Coach's Decision. **2018:** Appeared in 11 playoff games with Boston, totalling 12 points, three rebounds, three assists, a steal and a block in 33 minutes of action.

## COLLEGE

**2015-16 (Senior):** Played in 35 games (all starts) and increased his scoring from 5.8 points as a junior to 12.9 as a senior, earning All-Big 12 honorable mention accolades. Shot a career-best 48.7 percent from the field and 37.1 percent from three-point range. Topped 1,000 collegiate career points in ISU's win against Kansas. Was in double figures 22 times, including seven games with 20-plus points. Hit the game-winning three with 11 seconds left in the Cyclones' win at Cincinnati. Scored a season-high and career-high-tying 26 points at Baylor, the first of three consecutive games with 23 or more points (TCU, at West Virginia). Had five three-pointers in each of those three games. Scored 20 points, making 10-of-12 free throws, as ISU defeated Oklahoma for the school's second-ever win against a No. 1 team. Finished with 10 points and 16 rebounds at Texas. Had 19 points on Senior Night against Oklahoma State. Tallied 19 points in Iowa State's NCAA Tournament first round win against Iona. **2014-15 (Junior):** Saw action in 32 games, averaging 5.8 points and 2.9 rebounds in 16.4 minutes per contest. Was tied for second on the team with 16 blocked shots. Hit 6-of-10 field goals, including 4-of-6 behind the arc to score 19 points in Iowa State's win at Iowa and also grabbed six boards and had two blocks and two steals. Matched his season high with 19 points at West Virginia. Tallied 13 points on 5-for-9 shooting against Kansas in the Big 12 title game. Scored 11 points and had six rebounds at home against Kansas State. Scored seven consecutive points in a key second-half run against the Wildcats and blocked a fastbreak layup with 2:48 left that would have given the Wildcats the lead. **2013-14 (Redshirt):** Sat out season after transferring from Northwestern Illinois. **2012-13 (Sophomore):** Preseason All-MAC West selection. Appeared in 19 games (18 starts), averaging a team-leading 13.1 points, 5.6 rebounds and 1.3 assists per game. Shot 77.2 percent from the free-throw line (44-57). Scored in double figures 13 times, including three games with 20-plus points. Posted 23 points on 4-of-5 shooting from three-point range vs. Central Michigan (8-12 FG). Tied a career high with 26 points

vs. Kent State. Tallied two double-doubles. Named MAC West Player of the Week on 2/4 after averaging 22.5 points and 11.0 rebounds during the week. **2011-12 (Freshman):** Earned MAC All-Freshman Team honors, appearing in all 31 games (29 starts) and averaging a team-best 10.4 points, 25th-best in the MAC and third among MAC freshmen, and 4.2 rebounds, second-best among MAC freshmen, while playing 24.2 minutes per game. Averaged 11.5 points per game during conference play. Recorded a team-high 22 blocked shots, the best among conference freshmen, and 21 steals. Made his first collegiate start in the season opener at Purdue, scoring nine points and grabbing four rebounds. Scored in double figures in 17 games, including three games of 20-plus points. Had a season-best 26 points against Ball State. Recorded 24 points at Central Michigan. Grabbed a season-high 10 rebounds against Bowling Green. Had a season-high four blocks against Ball State.

## PERSONAL

Born in Alexandria, Egypt and moved to the United States with his family when he was three years old. Favorite sports team outside of basketball is Juventus F.C. Lists "Game of Thrones" as his favorite TV show and "Gladiator" as his favorite movie. Enjoys playing video games and listening to Dirty Shoes by Young Thug. Says his favorite music artist is Jay Z and favorite actor is Denzel Washington. If he wasn't playing basketball, he would play soccer. Likes to build things by hand in his spare time. The best moment in his career was being traded to Oklahoma City. His favorite community service event was opening a new music area at an elementary school in Boston.

## REGULAR SEASON CAREER HIGHS

Minutes.....	39	04/11/18	BOS vs. BKN
Field Goals.....	7	12/28/18	OKC @ PHX
Field Goal Attempts.....	15	04/11/18	BOS vs. BKN
Three-Point Field Goals.....	3	03/03/19	OKC vs. MEM
Three-Point Attempts.....	6	04/10/19	OKC @ MIL (3 Times)
Free Throws.....	6	03/16/18	BOS @ ORL
Free Throw Attempts.....	8	03/18/18	BOS @ NOP
Offensive Rebounds.....	3	04/11/18	BOS vs. BKN (2 Times)
Defensive Rebounds.....	6	04/10/19	OKC @ MIL (3 Times)
Rebounds.....	8	04/10/19	OKC @ MIL (2 Times)
Assists.....	3	03/02/19	OKC @ SAS (3 Times)
Steals.....	2	03/03/19	OKC vs. MEM (5 Times)
Turnovers.....	3	03/18/19	OKC vs. MIA (4 Times)
Blocks.....	3	03/08/19	OKC @ LAC
Points.....	18	12/28/18	OKC @ PHX

## NBA REGULAR SEASON STATISTICS

SEASON/TEAM	G-GS	MIN	3-PT. FG			FTM-FTA	PCT	Rebounds				AST	STL	TO	BLK	PTS	Averages		
			FGM-FGA	PCT	FGM-FGA			OFF	DEF	TOT	AST						RPG	APG	PPG
17-18 BOS	48-1	522	50-149	.336	23-65	.354	23-39	.590	13	58	71	26	15	34	10	146	1.5	0.5	3.0
18-19 OKC	61-1	694	91-215	.423	32-100	.320	27-36	.750	14	102	116	20	20	26	12	241	1.9	0.3	4.0
TOTALS	109-2	1216	141-364	.387	55-165	.333	50-75	.667	27	160	187	46	35	60	22	387	1.7	0.4	3.6

## NBA PLAYOFF STATISTICS

SEASON/TEAM	G-GS	MIN	3-PT. FG			FTM-FTA	PCT	Rebounds				AST	STL	TO	BLK	PTS	Averages		
			FGM-FGA	PCT	FGM-FGA			OFF	DEF	TOT	AST						RPG	APG	PPG
17-18 BOS	11-0	33	5-15	.333	0-4	.000	2-4	.500	1	2	3	3	1	2	1	12	0.3	0.3	1.1
18-19 OKC	3-0	5	1-2	.500	0-0	---	0-0	---	0	0	0	0	0	0	1	2	0.0	0.0	0.7
TOTALS	14-0	38	6-17	.353	0-4	.000	2-4	.500	1	2	3	3	1	2	2	14	0.2	0.2	1.0



9

**NERLENS NOEL**

POSITION: Forward/Center HEIGHT: 6-11 WEIGHT: 220

## BIRTHDATE

4/10/94

## BIRTHPLACE

Malden, Mass.

## COLLEGE

Kentucky

## HOW ACQUIRED

Signed as a free agent on 7/6/18.

## CURRENT NBA SEASON

6th NBA Season



## CAREER AVERAGES

Appeared in 300 career games (160 starts) with Philadelphia, Dallas and Oklahoma City and averaged 8.2 points, 6.5 rebounds, 1.2 assists, 1.38 steals and 1.37 blocks in 22.8 minutes, shooting 52.3 percent.

## 2018-19 AVERAGES

Appeared in 77 games (two starts) with Oklahoma City, averaging 4.9 points, 4.2 rebounds, 0.86 steals and 1.25 blocks in 13.7 minutes, shooting 58.7 percent from the field.

## 2018-19 NOTES

Ranked second in the league in defensive rating among centers with 101.1 (min. 60 games). On 4/5 vs. Detroit, grabbed a game-high four steals and swatted two blocks while grabbing four boards and scoring six points. On 3/29 vs. Denver, went a perfect 4-for-4 from the field to tally eight points, seven rebounds and two blocks. On 2/14 at New Orleans, notched his second double-double of the season with a season-high 22 points and 13 rebounds, grabbing two steals and shooting 10-of-16 from the floor. On 1/29 at Orlando, registered 12 points on 6-of-10 shooting, seven rebounds and five blocks. On 1/4 at Portland, went a perfect 4-for-4 from the field to tally 10 points, five rebounds, three steals and two blocks. On 12/31 vs. Dallas, recorded 15 points on 5-of-7 shooting and five rebounds. On 12/3 at Detroit, registered 12 points on 6-of-9 shooting, eight rebounds, two steals and two blocks. On 11/30 at Detroit, shot 6-for-7 from the floor to finish with 14 points, seven rebounds, three steals and two blocks. On 10/28 vs. Phoenix, produced his first double-double of the season with 20 points and 15 rebounds along with two assists and four steals. Led the team in rebounding twice. Scored 10+ points seven times and 20+ points twice. Notched two double-doubles. Missed one game with an illness. Sat out three games on concussion protocol. Sat out one game with a left quad contusion.

## NBA CAREER

**2017-18:** Appeared in 30 games (six starts) with Dallas and averaged 4.4 points, 5.6 rebounds and 1.03 steals in 15.7 minutes, shooting 52.4 percent from the field. Is one of two players in the league to average at least 1.5 steals and 1.4 blocks over four seasons from 2014-18 (DeMarcus Cousins). Logged two double-doubles, one game with at least 15 points and three games in double digit scoring. Tallied four games with at least 10 rebounds and 10 games with seven-plus boards. Registered three games with three-plus steals and two games with at least three blocked shots. Posted a double-double in the season opener on 10/18 vs. Atlanta with 16 points on perfect 6-of-6 shooting from the floor and 4-of-4 shooting from the free



throw line to go along with 11 rebounds and three blocks. Made his first 10 shots from the field, becoming the first player to start a season with at least 10 consecutive made field goals since Jeremy Evans in 2013. On 3/6 vs. Denver, recorded eight points and 14 rebounds. Logged 10 points and nine rebounds vs. Houston on 3/11. Notched a double-double of 10 points on 5-of-8 shooting, 12 rebounds, two assists, four steals and a block on 3/24 vs. Charlotte. Grabbed 12 boards on 3/30 vs. Minnesota. Underwent surgery to repair a torn ligament in his left thumb on 12/8 and missed 36 games for recovery following surgery. Missed two games for return from injury management. Sat out final five games on a league suspension. **2016-17:** Appeared in 51 games (19 starts) with Philadelphia and Dallas and averaged 8.7 points, 5.8 rebounds, 1.0 assist, 1.27 steals and 0.98 blocks in 20.5 minutes. Shot 59.5 percent from the field (184-309). Notched three double-doubles. Logged six games with at least 15 points and 19 games in double figures. Finished one game with 15-plus rebounds and seven games with 10-plus rebounds. Registered five games with at least three blocks and 13 with two-plus rejections. Recorded nine games with three-plus steals and 18 games with at least two steals. Dallas was 2-0 when he tallied a double-double, 5-3 when he scored in double figures and 4-1 when he grabbed at least 10 boards. On 1/6 at Boston, posted 13 points on 6-of-8 shooting, eight rebounds, two assists, two steals and three blocks. Recorded a season-high 19 points on 8-of-10 field goals to go with eight rebounds, a season-best five assists, two steals and three blocks on 1/24 vs. L.A. Clippers. Notched his first double-double of the season (35th career) on 1/25 at Milwaukee with 16 points and 13 rebounds, going a perfect 6-for-6 from the charity stripe. Finished with 12 points, six rebounds, two assists, two steals and three blocks at Chicago on 1/29. Registered a season-high-tying 19 points, three rebounds, and a season-best four steals on 2/11 vs. Miami while shooting 9-for-12 from the floor. Tallied 16 points on 7-of-10 field goals, seven rebounds, three assists and three steals on 2/15 at Boston. Finished with a double-double on 3/3 vs. Memphis with 15 points, career-high-tying 17 rebounds, two assists and two blocks. Secured his third double-double of the season with 11 points, team-leading 13 rebounds and game-best three blocks vs. L.A. Lakers on 3/7. Dallas went 5-1 in his first six games with the team. On 3/21 vs. Golden State, scored 14 points, including 10 in the first half, to go along with seven rebounds. Logged a team-high-tying 15 points, 10 of which came in the first half of play, along with a team-best-tying eight rebounds, a season-high-tying four steals and team-leading two blocks on 3/27 at Oklahoma City. Missed the first 23 games of the season due to an inflamed plica in his left knee. One game DNP - Coach's Decision. Missed two games due to a left ankle sprain. Sat out one game due to an upper respiratory infection. Missed one game due to trade transition. Sat out three games with left knee soreness. **2015-16:** Appeared in 67 games (62 starts) with Philadelphia, averaging 11.1 points, 8.1 rebounds, 1.8 assists, 1.82 steals and 1.76 blocks in 29.3 minutes. Shot 52.1 percent from the floor (306-587), which ranked 12th in the league. Was one of three NBA players with at least 100 steals, 100 blocks and

100 assists (Draymond Green, Paul Millsap). Became only player in the league to register such totals in 2014-15 and 2015-16 and one of four Sixers to do so in multiple seasons (Julius Erving, Charles Barkley, Clarence Witherspoon). Notched 16 double-doubles. Logged three games with 20 points or more. Tallied 41 games in double digits. Finished 18 games with at least 10 rebounds. Recorded 15 games with at least three steals. Registered 16 games with three or more blocks. Participated in the NBA Rising Stars Challenge during All-Star Weekend. **2014-15:** Appeared in 75 games (71 starts) with Philadelphia and averaged 9.9 points, 8.1 rebounds, 1.7 assists, 1.77 steals and 1.89 blocks in 30.8 minutes. Named to the NBA All-Rookie First Team and participated in the NBA Rising Stars Challenge during All-Star Weekend. Shot 46.2 percent from the field (302-653). Logged 18 double-doubles. Posted one game with over 30 points. Recorded two games with at least 20 points. Registered 39 games in double figures. Notched three games with at least 15 rebounds and 25 games with at least 10 boards. Had at least three steals in 20 games. Tallied 17 games with three-plus blocks. **2013-14:** Missed the entire 2013-14 season rehabbing a left knee injury in Philadelphia. Was cleared to participate in on-court work on 1/15.

#### PLAYOFFS

**2019:** Appeared in five games with Oklahoma City, averaging 4.8 points and 3.8 rebounds in 12.1 minutes, shooting 60.0 percent from the field. In his first ever playoff appearance in Game 1 on 4/14 at Portland, went 4-for-5 en route to eight points and six rebounds. In Game 2 on 4/16 at Portland, 4-of-6 from the floor to tally eight points and seven rebounds, grabbing a steal and blocking a shot.

#### COLLEGE

In lone season at Kentucky (2012-13), averaged 10.5 points, 9.5 rebounds, 1.6 assists, 2.1 steals and an NCAA-best 4.4 blocks while shooting 59.0 percent from the floor (99-166). Named SEC Defensive Player of the Year, SEC Rookie of the Year and First Team All-SEC. Despite only playing in 24 games, led the conference in total blocks with 106 on the season. Joined Anthony Davis as the only players in UK history to record at least 50 steals and 50 blocks in the same season. Recorded at least five blocks in half of his 24 games played, including a school-record 12 rejections in the win at Mississippi (1/29). Recorded five double-doubles. Logged 14 games in double-digit scoring. Notched nine games with at least 10 rebounds. Finished with 16 points, eight rebounds, two assists, four steals and three blocks against Duke on 12/22. Registered 15 points,

seven rebounds, four assists and four steals on 11/16 vs. Lafayette. Tallied 18 points on 9-of-11 field goals, eight rebounds, five assists and five blocks vs. LIU-Brooklyn on 11/23. Posted his first double-double on 12/22 at Marshall with 11 points, 10 rebounds, two steals and two blocks. Second double-double came on 1/12 vs. Texas A&M with 15 points, 11 rebounds, a season-high six assists, four steals and seven blocks. Set season highs of 19 points on 7-of-10 field goals and 14 rebounds to go with three assists and two blocks on 2/2 at Texas A&M. Finished with 10 points, 10 rebounds and five blocks vs. South Carolina on 2/5. Wrapped up a streak of three straight double-doubles with 10 points and 12 rebounds on 2/9 vs. Auburn. Suffered a torn ACL in his left knee at Florida on 2/12 and missed the remainder of the season.

#### INTERNATIONAL CAREER

**Summer 2012:** Competed for the USA Junior National Team at the 2012 Nike Hoops Summit. Recorded five points, four rebounds, a game-high four steals and a game-leading four blocks in 24 minutes.

#### PERSONAL

Son of Dorcina Noel. Has two older brothers and one younger sister. Favorite sports team outside of basketball is the New England Patriots. Enjoys playing video games. Lists Lil Uzi Vert as his favorite music artist and Will Smith as his favorite actor. The best moment of his career was making the NBA playoffs for the first time. Claims Denzel Washington as his celebrity look-alike. If he didn't play basketball, he would be an FBI agent. Works with POWERforward International, Inc. in Haiti, which is a nonprofit organization that inspires underprivileged children to achieve more through education.

#### REGULAR SEASON CAREER HIGHS

Minutes	47	01/18/16	PHI @ NYK
Field Goals	12	03/27/15	PHI vs. LAC
Field Goal Attempts	18	11/06/15	PHI @ CLE (2 Times)
Three-Point Field Goals	1	02/29/16	PHI @ WAS
Three-Point Attempts	1	03/11/18	DAL vs. HOU (4 Times)
Free Throws	8	02/23/15	PHI @ MIA
Free Throw Attempts	11	12/20/15	PHI @ CLE
Offensive Rebounds	8	02/14/19	OKC @ NOP (2 Times)
Defensive Rebounds	13	03/03/17	DAL vs. MEM
Rebounds	17	03/03/17	DAL vs. MEM (2 Times)
Assists	5	01/24/17	PHI vs. LAC (6 Times)
Steals	7	03/17/16	PHI vs. WAS
Turnovers	6	01/03/15	PHI @ LAC
Blocks	9	02/20/15	PHI vs. IND
Points	30	03/27/15	PHI vs. LAC

#### NBA REGULAR SEASON STATISTICS

SEASON/TEAM	G-GS	MIN	FGM-FGA	PCT	3-PL FG FGM-FGA	PCT	FTM-FTA	PCT	Rebounds			AST	STL	TO	BLK	PTS	Averages		
									OFF	DEF	TOT						RPG	APG	PPG
14-15 PHI	75-71	2311	302-553	.462	0-0	---	140-230	.609	185	426	611	128	133	146	142	744	8.1	1.7	9.9
15-16 PHI	67-62	1965	306-587	.521	1-2	.000	134-227	.590	154	388	542	122	118	158	100	747	8.1	1.8	11.1
16-17 PHI/DAL	51-19	1047	184-309	.595	0-1	.000	77-111	.694	93	201	294	50	65	51	50	445	5.8	1.0	8.7
17-18 DAL	30-6	472	55-105	.524	0-1	.000	21-28	.750	48	120	168	20	31	26	22	131	5.6	0.7	4.4
18-19 OKC	77-2	1055	162-276	.587	0-0	---	54-79	.684	127	198	325	45	66	48	96	378	4.2	0.6	4.9
<b>TOTALS</b>	<b>300-160</b>	<b>6850</b>	<b>1009-1930</b>	<b>.523</b>	<b>1-4</b>	<b>.250</b>	<b>426-675</b>	<b>.631</b>	<b>607</b>	<b>1333</b>	<b>1940</b>	<b>365</b>	<b>413</b>	<b>429</b>	<b>410</b>	<b>2445</b>	<b>6.5</b>	<b>1.2</b>	<b>8.2</b>

#### NBA PLAYOFF STATISTICS

SEASON/TEAM	G-GS	MIN	FGM-FGA	PCT	3-PL FG FGM-FGA	PCT	FTM-FTA	PCT	Rebounds			AST	STL	TO	BLK	PTS	Averages		
									OFF	DEF	TOT						RPG	APG	PPG
18-19 OKC	5-0	60	12-20	.600	0-0	---	0-2	.000	11	8	19	0	2	5	3	24	3.8	0.0	4.8
<b>TOTALS</b>	<b>5-0</b>	<b>60</b>	<b>12-20</b>	<b>.600</b>	<b>0-0</b>	<b>---</b>	<b>0-2</b>	<b>.000</b>	<b>11</b>	<b>8</b>	<b>19</b>	<b>0</b>	<b>2</b>	<b>5</b>	<b>3</b>	<b>24</b>	<b>3.8</b>	<b>0.0</b>	<b>4.8</b>



# JUSTIN PATTON

POSITION: Center HEIGHT: 7-0 WEIGHT: 241

## BIRTHDATE

6/14/97

## BIRTHPLACE

Riverdale, Ga.

## COLLEGE

Creighton

## HOW ACQUIRED

Signed as a free agent on 8/13/19.

## CURRENT NBA SEASON

3rd NBA Season

## CAREER AVERAGES

Appeared in four career games with Minnesota and Philadelphia, logging seven points, six rebounds, three assists and three steals.

## 2018-19 AVERAGES

Appeared in three games with Philadelphia, totaling five points, six rebounds, three assists and two steals in 25 minutes of action.

## 2018-19 NOTES

On 3/8 at Houston, went 2-for-3 from the field en route to a career-high four points while snagging a team-high-tying two steals and a rebound. On 3/5 vs. Orlando, grabbed a career-best four rebounds and dished out a career-high three assists. Sat out one game with right mid-foot soreness. Missed 39 games due to right foot surgery.

## NBA CAREER

Appeared in four career games with Minnesota and Philadelphia, logging seven points, six rebounds, three assists and three steals. **2017-18:** Appeared in one game with Minnesota, tallying two points and a steal in just four minutes of action. Split his rookie season in the NBA between Minnesota and the G League's Iowa Wolves. Underwent surgery after the regular season on April 19 to repair a broken fifth metatarsal in his left foot. Made his NBA debut 4/1 vs. Utah. Underwent surgery on July 4, 2017 to repair a fractured fifth metatarsal in his left foot, causing him to miss the NBA season's first 23 games before being assigned to Iowa.

## NBA G LEAGUE

Appeared in 49 NBAGL games (30 starts) with the Delaware Bluecoats and Iowa Wolves and averaged 11.8 points, 5.4 rebounds, 1.6 assists, 1.00 steal and 1.49 blocks in 22.1 minutes per contest. **2018-19:** Appeared in 11 games (two starts) on assignment with the Delaware Bluecoats, averaging 8.7 points, 5.6 rebounds, 1.6 assists and 2.00 blocks in 18.5 minutes per game, shooting 50.0 percent from the field. **2017-18:** Appeared in 38 games (28 starts) on

assignment with the Iowa Wolves, averaging 12.7 points, 5.4 rebounds, 1.6 blocks, 1.03 steals and 1.38 blocks in 23.2 minutes, shooting 47.6 percent from the floor. Wrapped up his G League campaign on 3/24 by tallying a season-high 22 points at Agua Caliente. Pulled down a season-high 11 rebounds 1/27 vs. Texas and dished a season-best seven assists 1/17 at South Bay. Made his pro debut in the 12/8 win vs. Salt Lake City in Des Moines, collecting 15 points, seven rebounds and four blocks.

## COLLEGE

Played one season at Creighton after redshirting his freshman year. **2016-17 (Freshman):** Led the Big East and ranked second nationally with a field goal percentage of 67.6 for Creighton. Finished second on the team in scoring (12.9) and led Creighton in rebounding (6.2) and blocks (1.4). Logged four games with at least 22 points. Had 72 dunks in 35 games. The Big East Freshman of the Year and a unanimous pick to the Big East's All-Freshman Team. Named All-Big East Second Team and NABC All-District 5 Second Team. Earned Big East Freshman of the Week honors three times. Enjoyed a 12-game stretch of increased production from 12/20 to 1/31 in which he averaged 16.0 points on 67.2 percent shooting. Helped the Blue Jays to the Big East Tournament final and the NCAA Tournament. **2015-16 (Redshirt):** Sat out the season as a redshirt. Practiced but did not play. Appeared in Creighton's exhibition game vs. Upper Iowa on 11/6 and recorded seven points and two rebounds in six minutes.

## PERSONAL

His favorite book is "The Great Gatsby" and his favorite movie is "Training Day." Enjoys watching "The Fresh Prince of Bel-Air" and "Snowfall" and listening to Future. Likes to listen to March Madness by Future pregame. Nickname is OG. Claims Denzel Washington is his celebrity look-alike. Coco Gauff is his favorite tennis player to watch. If he wasn't playing basketball, he would be a comedian. The best moment of his career was signing his Thunder contract. Enjoys doing basketball camps with kids in the community.



## REGULAR SEASON CAREER HIGHS

Minutes.....	10	03/08/19	PHI @ HOU
Field Goals.....	2	03/08/19	PHI @ HOU
Field Goal Attempts.....	3	03/08/19	PHI @ HOU (2 Times)
Three-Point Field Goals.....	0		
Three-Point Attempts.....	2	03/05/19	PHI vs. ORL
Free Throws.....	1	03/05/19	PHI vs. ORL
Free Throw Attempts.....	2	03/05/19	PHI vs. ORL
Offensive Rebounds.....	1	03/10/19	PHI vs. IND (2 Times)
Defensive Rebounds.....	3	03/05/19	PHI vs. ORL
Rebounds.....	4	03/05/19	PHI vs. ORL
Assists.....	3	03/05/19	PHI vs. ORL
Steals.....	2	03/08/19	PHI @ HOU
Turnovers.....	0		
Blocks.....	0		
Points.....	4	03/08/19	PHI @ HOU

## NBA REGULAR SEASON STATISTICS

SEASON/TEAM	G-GS	MIN	FGM-FGA	PCT	3-PT FG FGM-FGA	PCT	FTM-FTA	PCT	Rebounds	AST	STL	TO	BLK	PTS	RPG	APG	PPG
17-18 MIN	1-0	4	1-2	.500	0-0	-	0-0	-	0	0	0	1	0	2	0.0	0.0	2.0
18-19 PHI	3-0	21	2-7	.286	0-2	.000	1-2	.500	2	4	6	3	2	0	5	2.0	1.7
TOTALS	4-0	25	3-9	.333	0-2	.000	1-2	.500	2	4	6	3	2	0	7	1.5	1.8



# 3

## CHRIS PAUL

Position: Guard Height: 6-0 Weight: 175

### BIRTHDATE

5/6/85

### BIRTHPLACE

Winston-Salem, N.C.

### COLLEGE

Wake Forest

### HOW ACQUIRED

From Houston along with two first-round draft picks (2024 and 2026) and the right to two first-round pick swaps (2021 and 2025) in exchange for Russell Westbrook on 7/16/19.

### NBA EXPERIENCE

15th NBA Season

### CAREER AVERAGES

Appeared in 950 career games (all starts) with New Orleans, LA Clippers and Houston, averaging 18.5 points, 4.5 rebounds, 9.7 assists and 2.23 steals in 35.1 minutes per contests, shooting 46.9 percent from the field, 37.0 percent from long range and 86.8 percent from the free throw line.

### 2018-19 AVERAGES

Appeared in 58 games (all starts) with the Houston Rockets and recorded averages of 15.6 points, 8.2 assists, 4.6 rebounds 1.97 steals in 32.0 minutes, shooting 41.9 percent from the field, 35.8 percent from three and 86.2 percent from the charity stripe.

### 2018-19 NOTES

In the regular season, Houston was 89-27 when he played and 29-19 in games that he missed (Rockets 14-10 mark). Has scored 20+ points 18 times that season (Rockets 12-6 mark), including 30+ once. Hit 2+ three-pointers 39 times, including 3+ 21 times, 4+ 10 times and 5+ eight times. Had 17 double-doubles (13 point/assist; three point/rebound) with one triple-double (15th of career) and recorded 10+ assists 18 times (Rockets 18-0 mark). Had 14 double-doubles last season, including one triple-double, and recorded 10+ assists 16 times (Rockets 15-1 mark). Ranked third in the NBA with 8.2 assists per game. Ranked 17th in the NBA with an assist-to-turnover ratio of 3.11 this season. Ranked third in the NBA with 1.97 steals per game. Recorded 3+ steals 16 times. Since the start of 2014-15, has the fourth-best free throw percentage (89.5 percent; 1,193-1,333) of any player with 1,000+ attempts. Only player in NBA history with career averages of at least 18.0 points, 9.0 assists, 4.0 rebounds and 2.00 steals. Ranks seventh in NBA history in assists (9,181) and ninth in steals (2,122) and is first among active players in both. Joins Jason Kidd and John Stockton as the only players with 9,000+ assists and 2,000+ steals. One of five players in NBA history with at least 17,000 points, 9,000 assists, and 4,000 rebounds joining Jason Kidd, Magic Johnson, Oscar Robertson, and John Stockton. This season marked the third time over the past four seasons that he averaged at least 15.0 points, 8.0 assists and 4.0 rebounds in fewer than 33.0 minutes. No other player has done so once in NBA history. Missed two games (10/21-10/24) due to a league suspension following an altercation at the L.A. Lakers on 10/20. Missed three games for rest (11/24; 2/2; 3/15), two games with a sore left leg (11/26-11/28) and 17 games with a left hamstring strain (12/22-1/25).



### NBA CAREER

Two-time Olympic gold medalist playing for Team USA (2008 in Beijing and 2012 in London). Nine-time All-Star (2007-08 through 2015-16). Named All-NBA First Team four times, Second Team three times and Third Team once. Named NBA All-Defensive First Team seven times and Second Team twice. **2017-18:** In 58 games (all starts) for Houston, averaged 18.6 points, 7.9 assists (sixth in NBA), 5.4 rebounds and 1.66 steals (11th in NBA) in 31.8 minutes per contest while shooting 46.0 percent from the floor, 38.0 percent from beyond the arc and 91.9 percent from the free throw line. Ranked fifth in the NBA in assist-to-turnover ratio (3.57). Named Western Conference Player of the Week for games played from 12/11-12/17/17. Rockets were 50-8 when he played and 15-9 in games that he missed. Had 14 double-doubles, including one triple-double, and recorded 10+ assists 16 times (Rockets 15-1 mark). Scored 20+ points 25 times (Rockets 23-2 mark), including 30+ four times. Scored 20+ points in five straight games from 12/9-12/16/17, tying for his longest single season streak since the first six games of 2009-10. Hit 2+ threes 40 times, including 3+ 30 times, 4+ 15 times and 5+ six times. Hit 3+ three-pointers in at least four straight games three times, including a career-high six-game streak, after not doing so in more than three consecutive games prior in his career. Shot 91.9 percent from the line (second in NBA). Since the start of 2014-15, has the second-best free throw percentage (90.1 percent; 1,018-1,130) of any player with 900+ free throw attempts.

Only player in NBA history with career averages of at least 18.0 points, 9.0 assists, 4.0 rebounds and 2.00 steals. One of three players in league history listed 6'0" or shorter with 800+ games played to have shot 47.0 percent or better from the floor (Calvin Murphy and Avery Johnson). Ranks ninth in NBA history in assists (8,708) and 12th in steals (2,008) and is first among active players in both. Joins Jason Kidd, Gary Payton, and John Stockton as the only players with 8,000+ assists and 2,000+ steals. Has averaged at least 18.0 points, 7.0 assists and 5.0 rebounds in fewer than 32.0 minutes in each of the past two seasons. No other player has done so once in NBA history. Missed 14 games with a left knee contusion/left knee injury (10/18-11/14/17), three games with a left adductor strain (12/22-12/28/17), one game with right groin soreness (1/30/18), three games with left hamstring soreness (3/22-3/25/18) and two games for rest (3/30/18; 4/11/18). **2016-17:** Appeared in 61 games (all starts) with the LA Clippers, averaged 18.1 points, 9.2 assists (fourth in NBA), 5.0 rebounds and 1.95 steals (third in NBA) in 31.5 minutes per game while shooting 47.6 percent from the field, 41.1 percent from three-point range and 89.2 percent from the charity stripe. Ranked second in assist-to-turnover ratio (3.83). Western Conference Player of the Month for April. Marked second time averaging at least 18.0 points, 9.0 assists, 5.0 rebounds and 1.90 steals in a single season (2008-09). That had only been done twice prior in NBA history (Magic Johnson in 1981-82 and Russell Westbrook in 2015-16). Recorded 24 double-



doubles with one triple-double. Scored 20+ points 20 times, including 30+ twice. Had 10 games with 20+ points and 10+ assists. Had 20 points and 20 assists without a turnover vs. New Orleans on 12/10. Became the first player to record 20+ points and 20+ assists without a turnover since turnovers were officially tracked in 1977-78. Recorded his 8,000th assist vs. Miami on 1/8, becoming the fourth fastest player to reach that mark (806 games played). Missed three games with a left hamstring strain (12/23-12/26/16), four with a sore left hamstring (12/30/16-1/4/17), and 14 due to a ligament tear in his left thumb (1/19-2/23/17). **2015-16:** In 74 games (all starts), averaged 19.5 points, 10.0 assists (fourth in NBA), 4.2 rebounds and 2.05 steals (third in NBA) in 32.7 minutes per contest while shooting 46.2 percent from the floor, 37.1 percent from three-point range and 89.6 percent from the stripe (fourth in NBA). Ranked second in assist-to-turnover ratio (3.80). Marked fourth season averaging at least 19.0 points, 10.0 assists, 4.0 rebounds and 2.00 steals. Entering 2015-16, Isaiah Thomas (twice) was only other player to accomplish that feat (Russell Westbrook also did so in 2015-16). Scored 20+ points 35 times, including 30+ five times and 40+ once. Recorded 38 double-doubles, including 15 games with 20+ points and 10+ assists. Missed three games (11/7, 11/2, 11/4) with a sore right groin and two games (12/2, 12/5) with inflamed rib cartilage. **2014-15:** Started all 82 games with the LA Clippers, averaging 19.1 points, 10.2 assists (first in NBA), 4.6 rebounds and 1.90 steals (tied for fifth in NBA) in 34.8 minutes per contest while shooting 48.5 percent from the field, 39.8 percent from beyond the arc and 90.0 percent from the free throw line (fifth in NBA). Led the NBA in assist-to-turnover ratio (4.41). Was the only player to average at least 19.0 points and 10.0 assists. Scored 20+ points 42 times, including 30+ seven times and 40+ once.

Recorded 40 double-doubles with one triple-double. Had 20 games with at least 20+ points and 10+ assists. Named Western Conference Player of the Week for games ending 3/22. **2013-14:** In 62 games (all starts) with the LA Clippers, averaged 19.1 points, 10.7 assists (first in NBA), 4.3 rebounds and 2.48 steals (first in NBA) in 35.0 minutes per contest while shooting 46.7 percent from the floor, 36.8 percent from beyond the arc and 85.5 percent from the free throw line. Led the NBA in assist-to-turnover ratio (4.57). Scored 20+ points 25 times, including 30+ five times and 40+ once. Recorded 39 double-doubles, including 13 games with 20+ points and 10+ assists. Set NBA record by recording a point/assist double-double in each of the first 13 games of the season. According to the Elias Sports Bureau, became the first player in NBA history to record at least 40 points, 15 assists and six steals in a single game vs. Golden State on 10/31 (42 points, 15 assists, six steals). Missed a total of 20 games (18 with a separated right shoulder, one with a strained hamstring and one for rest). **2012-13:** In 70 games (all starts) with the Clippers, averaged 16.9 points, 9.7 assists (second in NBA), 3.7 rebounds and 2.41 steals (first in

NBA REGULAR SEASON CAREER HIGHS		
Minutes	51.....02/09/11	NOH @ NJN
Field Goals	18.....02/06/08	NOH @ PHX
Field Goal Attempts	33.....02/06/08	NOH @ PHX
Three-Point Field Goals	6.....03/17/19	HOU vs. MIN (5 Times)
Three-Point Attempts	12.....11/02/18	HOU @ BKN
Free Throws	19.....11/03/12	LAC vs. GSW
Free Throw Attempts	20.....11/03/12	LAC vs. GSW
Offensive Rebounds	4.....01/16/15	LAC vs. CLE (3 Times)
Defensive Rebounds	12.....12/16/06	NOK vs. DAL
Rebounds	12.....12/16/06	NOK vs. DAL
Assists	21.....11/06/07	NOH @ LAL
Steals	9.....02/20/08	NOH vs. DAL
Turnovers	8.....11/17/18	HOU vs. SAC
Blocks	2.....03/10/19	HOU @ DAL (12 Times)
Points	43.....04/03/09	NOH @ GSW (2 Times)

#### NBA REGULAR SEASON STATISTICS

SEASON/TEAM	G-GS	MIN	3-PT FG		PCT	FTM-FTA		PCT	Rebounds											Averages			
			FGM-FGA	PCT		FTM-FTA	PCT		OFF	DEF	TOT	AST	STL	TO	BLK	PTS	RPG	APG	PPG				
05-06 NOK	78-78	2808	407-947	.430	50-177	.282	394-465	.847	61	339	400	611	175	183	6	1258	5.1	7.8	16.1				
06-07 NOK	64-64	2353	381-871	.437	50-143	.350	292-357	.818	54	226	280	569	118	161	3	1104	4.4	8.9	17.3				
07-08 NOH	80-80	3006	630-1291	.488	92-249	.369	332-390	.851	62	259	321	925	217	201	4	1684	4.0	11.6	21.1				
08-09 NOH	78-78	3002	631-1255	.503	64-176	.364	455-524	.868	69	363	432	861	216	231	10	1781	5.5	11.0	22.8				
09-10 NOH	45-45	1712	314-637	.493	52-127	.409	161-190	.847	20	171	191	480	96	112	8	841	4.2	10.7	18.7				
10-11 NOH	80-80	2880	430-928	.463	71-183	.388	337-394	.878	38	289	327	782	188	177	5	1268	4.1	9.8	15.9				
11-12 LAC	60-60	2181	425-890	.478	79-213	.371	260-302	.861	42	171	213	543	152	124	4	1189	3.6	9.1	19.8				
12-13 LAC	70-70	2335	412-856	.481	76-232	.328	286-323	.885	53	209	262	678	169	159	10	1186	3.7	9.7	16.9				
13-14 LAC	62-62	2171	406-870	.467	78-212	.368	295-345	.855	38	230	268	663	154	145	4	1185	4.3	10.7	19.1				
14-15 LAC	82-82	2857	568-1170	.485	139-349	.398	289-321	.900	52	324	376	838	156	190	15	1564	4.6	10.2	19.1				
15-16 LAC	74-74	2420	515-1114	.462	122-329	.371	294-328	.896	39	271	310	738	152	194	13	1446	4.2	10.0	19.5				
16-17 LAC	61-61	1921	374-785	.476	124-302	.411	232-260	.892	40	264	304	563	119	147	8	1104	5.0	9.2	18.1				
17-18 HOU	58-58	1847	367-798	.460	144-379	.380	203-221	.919	37	276	313	457	96	141	14	1081	5.4	7.9	18.6				
18-19 HOU	58-58	1857	302-720	.419	127-355	.358	175-203	.862	36	229	265	473	114	152	18	906	4.6	8.2	15.6				
TOTALS	950-950	33350	6162-13132	.469	1268-3426	.370	4005-4613	.868	641	3621	4262	9181	2122	2304	12217597	4.5	9.7	18.5					

#### NBA PLAYOFF STATISTICS

SEASON/TEAM	G-GS	MIN	3-PT FG		PCT	FTM-FTA		PCT	Rebounds											Averages			
			FGM-FGA	PCT		FTM-FTA	PCT		OFF	DEF	TOT	AST	STL	TO	BLK	PTS	RPG	APG	PPG				
07-08 NOH	12-12	486	111-221	.502	5-21	.238	62-79	.785	16	43	59	135	28	22	2	289	4.9	11.3	24.1				
08-09 NOH	5-5	201	30-73	.411	5-16	.313	18-21	.857	4	18	22	52	8	24	0	83	4.4	10.4	16.6				
10-11 NOH	6-6	250	42-77	.545	9-19	.474	39-49	.796	3	37	40	69	11	22	0	132	6.7	11.5	22.0				
11-12 LAC	11-11	423	70-164	.427	13-39	.333	41-47	.872	6	50	56	87	30	43	1	194	5.1	7.9	17.6				
12-13 LAC	6-6	224	49-92	.533	6-19	.316	33-37	.892	3	21	24	38	11	9	0	137	4.0	6.3	22.8				
13-14 LAC	13-13	472	92-197	.467	32-70	.457	41-53	.774	12	43	55	134	37	39	0	257	4.2	10.3	19.8				
14-15 LAC	12-12	445	95-189	.503	27-65	.415	48-51	.941	7	46	53	105	22	26	3	265	4.4	8.8	22.1				
15-16 LAC	4-4	125	37-76	.487	6-20	.300	15-15	1.000	4	12	16	29	9	4	0	95	4.0	7.3	23.8				
16-17 LAC	7-7	260	67-135	.496	14-38	.368	29-33	.879	4	31	35	69	12	19	1	177	5.0	9.9	25.3				
17-18 HOU	15-15	517	118-257	.459	37-99	.374	44-53	.889	9	80	89	87	30	28	4	317	5.9	5.8	21.1				
18-19 HOU	11-11	397	86-148	.446	17-63	.270	38-45	.844	14	56	70	60	24	37	7	187	6.4	5.5	17.0				
TOTALS	102-102	3800	777-1629	.477	171-469	.365	408-483	.845	82	437	519	865	222	273	18	2133	5.1	8.5	20.9				



NBA) in 33.4 minutes per game while shooting 48.1 percent from the field, 32.8 percent from three-point range and 88.5 percent from the line. Ranked second in assist-to-turnover ratio (4.26). Named All-Star MVP after leading the Western Conference to a win with 20 points, 15 assists and four steals. Was NBA Western Conference Player of the Month for December. Scored 20+ points 22 times, including 30+ twice. Recorded 31 double-doubles, including 11 games with 20+ points and 10+ assists. Missed 12 games due to a bruised right kneecap. **2011-12:** In 60 games (all starts) with the LA Clippers, averaged 19.8 points, 9.1 assists (third in NBA), 3.6 rebounds and 2.53 steals (first in NBA) in 36.4 minutes per contest while shooting 47.8 percent from the field, 37.1 percent from three-point range and 86.1 percent from the charity stripe. Ranked second in assist-to-turnover ratio (2.53). Western Conference Player of the Month for April. Scored 20+ points 29 times, including 30+ seven times. Recorded 23 double-doubles, including 20+ points and 10 assists 12 times. Missed five games with a strained left hamstring (1/16-1/22/12). **2010-11:** In 80 games (all starts) with the Hornets, averaged 15.9 points, 9.8 assists (fourth in NBA), 4.1 rebounds and 2.35 steals (first in NBA) in 36.0 minutes per game while shooting 46.3 percent from the field, 38.8 percent from beyond the arc and 87.8 percent from the line. Ranked first in assist-to-turnover ratio (4.42). Scored 20+ points 24 times, including 30+ once. Recorded 32 double-doubles, including 14 games with 20+ points and 10+ assists. Missed two games due to a concussion. **2009-10:** In 45 games (all starts) for New Orleans, averaged 18.7 points, 10.7 assists (second in NBA), 4.2 rebounds and 2.13 steals (third in NBA) in 38.0 minutes per contest while shooting 49.3 percent from the floor, 40.9 percent from long range and 84.7 percent from the charity stripe. Ranked first in assist-to-turnover ratio (4.29). Western Conference Player of the Month for January. Scored 20+ points 20 times, including 30+ five times. Recorded 23 double-doubles, including on triple-double. Had 11 games with 20+ points and 10+ assists. Missed 37 games due to injury (eight with an ankle injury, 25 due to left knee surgery, four with an injured right middle finger). **2008-09:** In 78 games (all starts) with the Hornets, averaged 22.8 points, 11.0 assists (first in NBA), 5.5 rebounds and 2.77 steals (first in NBA) in 38.5 minutes per contest while shooting 50.3 percent from the field, 36.4 percent from three-point range and 86.8 percent from the stripe. Ranked third in assist-to-turnover ratio (3.73). Western Conference Player of the Month for November and March. Became third different player in NBA history (Magic Johnson three times, Oscar Robertson, four times) to average at least 22.0 points, 11.0 assists and 5.0 rebounds in a single season and first to also average at least 2.0 steals. Scored 20+ points 52 times, including 30+ 15 times and 40+ twice. Recorded 50 double-doubles, including six triple-doubles. Had 35 games with 20+ points and 10+ assists. His NBA record of 108 consecutive games with at least one steal which began on 4/13/07, ended on 12/25/08. Had 27 points, 15

assists, 10 rebounds and seven steals vs. Philadelphia on 12/26/08, becoming first player in NBA history to reach those numbers in a single game. **2007-08:** In 80 games (all starts) with New Orleans, averaged 21.1 points, 11.6 assists (first in NBA), 4.0 rebounds and 2.71 steals (first in NBA) in 37.6 minutes per game while shooting 48.8 percent from the field, 36.9 percent from three and 85.1 percent from the free throw line. Ranked third in assist-to-turnover ratio (4.60). Western Conference Player of the Month for December and March. Scored 20+ points 42 times, including 30+ 12 times and 40+ three times. Recorded 56 double-doubles, including one triple-double. Had 31 games with 20+ points and 10+ assists. Missed two games due to a sprained right ankle. **2006-07:** In 64 games (all starts) with New Orleans, averaged 17.3 points, 8.9 assists (fourth in NBA), 4.4 rebounds and 1.84 steals in 36.8 minutes per game while shooting 43.7 percent from the floor, 35.0 percent from three-point range and 81.8 percent from the line. Ranked third in assist-to-turnover ratio (3.53). Scored 20+ points 26 times, including 30+ four times. Recorded 27 double-doubles, including one triple-double. Had 13 games with 20+ points and 10+ assists. Missed 18 games due to injury. **2005-06:** In 78 games (all starts) with New Orleans, averaged 16.1 points, 7.8 assists (seventh in NBA), 5.1 rebounds and 2.24 steals (third in NBA) in 36.0 minutes per game while shooting 43.0 percent from the floor, 28.2 percent from three-point range and 84.7 percent from the line. Ranked sixth in assist-to-turnover ratio (3.34). Named Rookie of the Year and was a unanimous All-Rookie First Team selection. Became third rookie in NBA history (Oscar Robertson and Magic Johnson) to average at least 16.0 points, 7.0 assists and 5.0 rebounds. Scored 20+ points 23 times and recorded 21 double-doubles with two triple-doubles. Had 10 games with 20+ points and 10+ assists. Missed three games due to bruised left ribs.

## PLAYOFFS

Appeared in 102 playoff games (all starts) with New Orleans, LA Clippers and Houston, averaging 20.9 points, 5.1 rebounds, 8.5 assists and 2.18 steals in 37.3 minutes per contest, shooting 47.7 percent from the floor, 36.5 percent from three-point range and 84.5 percent from the charity stripe. One of three players in NBA playoff history (40+ games played) with career averages of at least 20.0 points and 8.0 assists (Oscar Robertson and Isiah Thomas). Has participated in 18 playoff series, advancing to the Conference Semifinals five times and the Conference Finals once. **2019:** Started in all 11 games during Houston's playoff series, averaging 17.0 points, 6.4 rebounds, 5.5 assists and 2.18 steals in 36.1 minutes per game, shooting 44.6 percent from the field and 84.4 percent from the line. Tied a career high by grabbing five steals on 4/22 at Utah. On 5/10 vs. Golden State, led the team in both rebounds and assists, grabbing 11 boards and dishing out six dimes. **2018:** Started all 15 of his games played during Houston's run to the Western Conference Finals, averaging 21.1 points, 5.9 rebounds,

5.8 assists and 2.00 steals in 34.5 minutes per contest while shooting 45.9 percent from the field, 37.4 percent from beyond the arc and 83.0 percent from the free throw line. Scored 20+ points eight times, including 41 points in the deciding Game 5 of the Conference Semifinals vs. Utah. Recorded four double-doubles. **2017:** Started all seven games of the LA Clippers First Round matchup vs. Utah, averaging 25.3 points, 9.9 assists, 5.0 rebounds and 1.71 steals in 37.2 minutes per game while shooting 49.6 percent from the floor, 36.8 percent from long range and 87.9 percent from the line. Became fifth different player to average at least 25.0 points, 9.0 assists and 5.0 rebounds in a single postseason. Scored 20+ points six times, including 30+ once. Recorded four double-doubles. **2016:** Started the first four games of the First Round series of LA Clippers vs. Portland before missing the final two with a third metacarpal fracture in his right hand. Averaged 23.8 points, 7.3 assists, 4.0 rebounds and 2.25 steals in 31.3 minutes per contest while shooting 48.7 percent from the floor, 30.0 percent from three and a perfect 15-of-15 from the line. Scored 20+ points four times and recorded one double-double. **2015:** Started all 12 games during the Clippers' run to the Western Conference Semifinals, averaging 22.1 points, 8.8 assists, 4.4 rebounds and 1.83 steals in 37.1 minutes per contest while shooting 50.3 percent from the floor, 41.5 percent from three-point range and 94.1 percent from the line. Scored 20+ points seven times, including 30+ three times. Recorded six double-doubles. **2014:** Started all 13 games during the Clippers' run to the Western Conference Semifinals, averaging 19.8 points, 10.3 assists, 4.2 rebounds and 2.85 steals in 36.3 minutes per game while shooting 46.7 percent from the field, 45.7 percent from long range and 77.4 percent from the line. Became second player (John Stockton in 1987-88) to average at least 19.0 points, 10.0 assists, 4.0 rebounds and 2.80 steals in a single postseason. Scored 20+ points seven times, including 30+ once. Recorded nine double-doubles. **2013:** Started all six games of the First Round series LA Clippers vs. Memphis, averaging 22.8 points, 6.3 assists, 4.0 rebounds and 1.83 steals in 37.3 minutes per contest while shooting 53.3 percent from the floor, 31.6 percent from three and 89.2 percent from the free throw line. Scored 20+ points four times, including 30+ once. **2012:** Started all 11 games during the Clippers' run to the Western Conference Semifinals, averaging 17.6 points, 7.9 assists, 5.1 rebounds and 2.73 steals in 38.5 minutes per game while shooting 42.7 percent from the floor, 33.3 percent from long range and 87.2 percent from the line. Scored 20+ points four times and recorded four double-doubles. **2011:** Started all six games of the First Round series for the Hornets vs. the L.A. Lakers, averaging 22.0 points, 11.5 assists, 6.7 assists and 1.83 steals in 41.7 minutes per contest while shooting 54.5 percent from the floor, 47.4 percent from three-point range and 79.6 percent from the free throw line. Became third player to average at least 22.0 points, 11.0 assists and 6.0 rebounds in a single postseason. Scored 20+ points five times, including 30+ once. Recorded four double-

doubles. **2009:** Started all five games for New Orleans in the First Round series vs. Denver, averaging 16.6 points, 10.4 assists, 4.4 rebounds and 1.60 steals in 40.2 minutes per game while shooting 41.1 percent from the floor, 31.3 percent from long range and 85.7 percent from the free throw line. Scored 20+ points twice, including 30+ once. Had four double-doubles. **2008:** Started all 12 games during the Hornets' run to the Western Conference Semifinals, averaging 24.1 points, 11.3 assists, 4.9 rebounds and 2.33 steals in 40.5 minutes per game while shooting 50.2 percent from the field, 23.8 percent from beyond the arc and 78.5 percent from the charity stripe. Scored 20+ points eight times, including 30+ four times. Recorded eight double-doubles. Had 32 points and 17 assists in Game 2 of the First Round series vs. Dallas, becoming first player with at least 30 points and 17 assists in a playoff game since Magic Johnson on 5/7/85.

## COLLEGE

Was an early entry candidate for the 2005 NBA Draft following his sophomore season at Wake Forest. For his career, averaged 15.0 points, 6.3 assists, 3.9 rebounds and 2.5 steals. Had his No. 3 retired. Helped the Demon Deacons to two NCAA tournament berths and one Sweet-16 appearance. As a sophomore, was named a consensus First Team All-American by the Associated Press, National Association of Basketball Coaches, and the United States Basketball Writers Association. First Team All-ACC and All-Defensive Team as a sophomore and Third Team as a freshman. Was named ACC Rookie of the Year and National Freshman of the Year by College Insider, The Sporting News, Basketball Times and Dick Vitale.

## PERSONAL

Son of Charles and Robin Paul. Brother C.J. played basketball at South Carolina-Spartanburg. He and his wife, Jada, have a son Chris, and a daughter, Camryn. His grandfather, Nathaniel Jones, was tragically killed during Paul's senior year of high school. Paul scored 61 points in a game on the day of the funeral, signifying each year of his grandfather's life. In 2005, the Chris Paul Family Foundation established the CP3 Foundation, in honor of his late grandfather to highlight Paul's dedication and love, both to his grandfather and the city of Winston-Salem. His foundation annually awards two students in Forsyth County in North Carolina the Nathaniel Jones Scholarship to attend Wake Forest University in honor of his grandfather. Elected President of the NBA Players Association on 8/22/13. Avid bowler and golfer. Recipient of the 2016 Mannie Jackson - Basketball's Human Spirit Award given by the Naismith Basketball Hall of Fame in honor of his humanitarian efforts and positive impact off the court. Named ESPN's Sports Humanitarian of the Year in 2016 for using the power of sports to make a positive impact on society. Was senior class president at West Forsyth High School and helped organize the Class of 2003's 10-year reunion.



# ANDRE ROBERSON

POSITION: Guard/Forward HEIGHT: 6-7 WEIGHT: 210

## BIRTHDATE

12/4/91

## BIRTHPLACE

Las Cruces, N.M.

## COLLEGE

Colorado

## HOW ACQUIRED

During the 2013 NBA Draft, acquired Roberson's draft rights from Golden State via Minnesota (selected 26th overall) in exchange for the draft rights to Archie Goodwin (selected 29th overall) and cash considerations.

## CURRENT NBA SEASON

7th NBA season



## CAREER AVERAGES

Appeared in 295 career games (269 starts) with Oklahoma City, averaging 4.6 points and 4.0 rebounds in 22.5 minutes while shooting 48.2 percent from the field.

## 2018-19 NOTES

Missed all 82 games due to a ruptured left patellar tendon.

## NBA CAREER

**2017-18:** Appeared in 39 games (all starts), averaging 5.0 points, 4.7 rebounds, 1.2 assists, 1.15 steals and 0.90 blocks in 26.6 minutes, shooting a career-high 53.7 percent from the field. On 1/20 at Cleveland, registered eight points on 4-of-7 shooting, six rebounds, two assists and two steals. On Christmas Day vs. Houston, logged eight points, four rebounds, five assists, four steals and two blocks, going 3-of-4 from the field. On 12/3 vs. San Antonio, went a perfect 4-for-4 from the floor to log eight points, two rebounds and two steals. On 11/29 at Orlando, fell one rebound shy of a double-double with 11 points on 5-of-8 shooting and nine rebounds. Tallied 10 points (4-5 FG, 2-3 3FG), five rebounds, two blocks and a steal on 11/24 vs. Detroit. On 11/10 vs. LA Clippers, grabbed a season-best 11 boards. Had two 10-plus rebound games and one double-digit scoring game. Led the team in rebounding twice and in assists once. Two games DNP – Inactive (left ankle sprain). Eight games DNP – Inactive (left patellar tendinitis). 33 games DND - Inactive (left patellar tendon surgery). **2016-17:** Appeared in 79 games (all starts), averaging 6.6 points, 5.1 rebounds, 1.0 assist, 1.19 steals and

1.00 blocks in 30.1 minutes per game. Named to the NBA All-Defensive Second Team. When Roberson was on the floor, Oklahoma City had the fourth best defensive rating (106.3). Additionally, was ranked the fifth best perimeter defender based on real plus-minus (RPM). Ranked in the 95th percentile for block rate. Registered 10-plus rebounds six times and five or more rebounds 38 times. Scored in double figures 16 times. Hit a career-high three three-pointers three times: vs. L.A. Lakers (2/24), vs. Atlanta (12/19) and vs. LA Clippers (11/11). Recorded two double-doubles. Scored a career-high 19 points on vs. L.A. Lakers (2/24). One DND – Left Knee Soreness. Two DNP – Coach's Decision. **2015-16:** Appeared in 70 games (70 starts) and averaged 4.8 points and 3.6 rebounds in 22.2 minutes. Established new career-highs in points (337), field goal percentage (49.6), three-point field goal percentage (31.1), blocks (42), games played (70) and minutes (1553). Shot 28-of-79 (35.4) from corner three this season. For the second consecutive season, he increased his three-point field goal percentage by over six percentage points. During the month of April he averaged 5.2 points, on 70.6 percent shooting from the floor (12-17), and 5.4 rebounds in 20.2 minutes. Shot 6-of-7 from the field to score 13 points vs. LA Clippers (3/9). Pulled down a season-best 11 boards at Golden State on 3/3. Scored a career-high 15 points on 7-of-9 shooting at L.A. Lakers (12/23). Seven games of double-digit scoring. Two games of double-digit rebounds. Led team rebounding twice. One game DNP – Flu-Like Symptoms. Nine games DNP – Right Knee Sprain. One game DNP – Rest. **2014-15:** Recorded his first career double-double with career highs in points (10) and rebounds (12) against Golden State (12/18). Followed up the next night by tying his then-career high of 10 points while

holding Kobe Bryant to nine points on 3-of-15 shooting at L.A. Lakers (12/19). Blocked a career-high four shots vs. Brooklyn on 11/21. Shot 5-of-6 from the field (2-3 3FG) to score a career-best 12 points at Denver on 2/9. Tied his career high of 12 rebounds in a win over Dallas (2/19). One double-double. Scored in double figures in four games. Two games of 10-plus rebounds. Eight games DNP – Left Foot Sprain. Seven games DNP – Left Ankle Sprain. **2013-14:** Oklahoma City was 12-4 with Roberson in the starting lineup. Only player to start 10 or more games at both the NBA and G League levels. 26 games DNP – Coach's Decision. 16 games DNP – Inactive.

## NBA G LEAGUE CAREER

2013-14: During eight assignments with the Tulsa 66ers, appeared in 17 games (all starts) and averaged 15.9 points, 9.6 rebounds, 1.6 assists, 2.47 steals, 1.29 blocks and 31.7 minutes.

## PLAYOFFS

In 25 playoff games (23 starts) with Oklahoma City, averaged 6.3 points, 5.4 rebounds, 1.40 steals and 1.44 blocks in 26.6 minutes. **2017:** Appeared in five games (all starts) and averaged 11.6 points, 6.2 rebounds, 1.8 assists, 2.40 steals and 3.40 blocks in 37.0 minutes. **2016:** In 18 games (all starts), averaging 5.6 points, 5.6 rebounds, 1.3 steals and 1.1 blocks in 26.2 minutes. Notched his first career postseason double-double with playoff career highs in points (17) and rebounds (12) alongside a career-best five steals in Game 4 vs. Golden State. Sunk three three-pointers en route to 13 points vs. Golden State in Game 3. Produced 14 points and seven rebounds vs. San Antonio in Game 6 – shooting 5-of-8 from the field and 3-of-5 from three-point range. One double-double. **2014:** Appeared in two games and averaged 1.0 rebound in 4.5 minutes.

## COLLEGE

The first Colorado player to lead the team in rebounding, blocked shots and steals for three consecutive seasons. The only CU player with career 1,000 points (1,012) and rebounds (1,045), 150 blocks (150) and steals (164), and 100 assists (119). Just 10 boards shy of becoming the school's all-time leading rebounder before leaving Colorado. In his tenure, the Buffs put together a school-record three consecutive 20-win seasons. **2012-13 (Junior):** The Pac-12 Conference's Defensive Player of The Year and a First-Team All-Conference pick. Became the first CU player in 22 years to average a double-double (10.9 points, 11.2 rebounds) in consecutive years. Finished second nationally in rebounding. Posted two 20-rebound games. His average of 2.2 steals per game ranked 30th in NCAA D-1 and second in the Pac-12. His 1.3 blocks per game average ranked eighth in the conference. Selected to the John R. Wooden and the Naismith Player of the Year preseason Top-50 Watch lists. **2011-12 (Sophomore):** All-Pac-12 First Team, All-Defensive Team and All-Tournament Team. Averaged a double-double on the year (11.6 points, 11.1 rebounds). Set the CU single-season rebounding record (401). Ranked third nationally and first in the Pac-12 in rebounds per game (11.1). Led the Pac-12 in blocks (1.9 bpg). Finished tied for fifth in NCAA D-1 in double-doubles (20). **2010-11**

**(Freshman):** Set the CU freshman record for rebounds (297) and blocks (42). Only the fourth freshman in Big 12 history to lead his team in rebounds, steals (51) and blocks (42). Tied for second in the league in rebounding despite not starting a single game.

## PERSONAL

Full name is Andre Lee Roberson. Son of John and Lisa Roberson. Siblings are Arielle, Ashlee, Amber, Anthony, Aaliyah and Arianna. Father played basketball collegiately at New Mexico State (1985-89) and professionally overseas for 12 years. Mother played volleyball at New Mexico State (1985-89). Majored in Communication at Colorado. His favorite sports team outside of basketball is the Dallas Cowboys. Enjoys watching "Castle Rock." Lists Kid Cudi as his favorite music artist and Will Smith as his favorite actor and celebrity look-alike. If he wasn't playing basketball, he would either be a doctor or a lawyer.

### REGULAR SEASON CAREER HIGHS

Minutes	42	11/24/17	OKC vs. DET
Field Goals	8	02/24/17	OKC vs. LAL
Field Goal Attempts	14	12/19/16	OKC vs. ATL
Three-Point Field Goals	3	02/24/17	OKC vs. LAL (3 Times)
Three-Point Attempts	9	12/19/16	OKC vs. ATL
Free Throws	5	01/07/17	OKC vs. DEN
Free Throw Attempts	8	01/07/17	OKC vs. DEN
Offensive Rebounds	6	11/29/17	OKC @ ORL (2 Times)
Defensive Rebounds	11	10/28/16	OKC vs. PHX
Rebounds	12	02/19/15	OKC vs. DAL (2 Times)
Assists	5	12/25/17	OKC vs. HOU (3 Times)
Steals	5	01/13/17	OKC @ MIN (2 Times)
Turnovers	4	12/01/17	OKC vs. MIN (3 Times)
Blocks	4	11/13/16	OKC vs. ORL (3 Times)
Points	19	02/24/17	OKC vs. LAL

### NBA REGULAR SEASON STATISTICS

SEASON/TEAM	G-GS	MIN	FGM-FGA	PCT	3-PT FG FGM-FGA	PCT	FTM-FTA	PCT	Rebounds OFF	DEF	TOT	AST	STL	TO	BLK	PTS	Averages		
																	RPG	APG	PPG
13-14 OKC	40-16	399	33-68	.485	2-13	.154	7-10	.700	36	58	94	15	19	19	10	75	2.4	0.4	1.9
14-15 OKC	67-65	1286	92-201	.458	21-85	.247	23-48	.479	60	195	255	70	53	46	29	228	3.8	1.0	3.4
15-16 OKC	70-70	1553	136-274	.496	32-103	.311	33-54	.611	79	172	251	47	53	35	42	337	3.6	0.7	4.8
16-17 OKC	79-79	2376	215-463	.464	45-184	.245	47-111	.423	98	305	403	79	94	51	79	522	5.1	1.0	6.6
17-18 OKC	39-39	1037	87-162	.537	8-36	.222	12-38	.316	75	110	185	46	45	30	35	194	4.7	1.2	5.0
TOTALS	295-269	6651	563-1168	.482	108-421	.257	122-261	.467	348	840	1188	257	264	181	195	1356	4.0	0.9	4.6

### NBA PLAYOFF STATISTICS

SEASON/TEAM	G-GS	MIN	FGM-FGA	PCT	3-PT FG FGM-FGA	PCT	FTM-FTA	PCT	Rebounds OFF	DEF	TOT	AST	STL	TO	BLK	PTS	Averages		
																	RPG	APG	PPG
13-14 OKC	2-0	9	0-3	.000	0-0	---	0-0	---	0	2	2	0	0	0	0	0	1.0	0.0	0.0
15-16 OKC	18-18	471	40-86	.465	12-37	.324	8-20	.400	25	76	101	14	23	11	19	100	5.6	0.8	5.6
16-17 OKC	5-5	185	24-46	.522	7-17	.412	3-21	.143	18	13	31	9	12	7	17	58	6.2	1.8	11.6
TOTALS	25-23	665	64-135	.474	19-54	.352	11-41	.268	43	91	134	23	35	18	36	158	5.4	0.9	6.3



17

**DENNIS SCHRÖDER**

POSITION: Guard HEIGHT: 6-1 WEIGHT: 172

### BIRTHDATE

9/15/93

### BIRTHPLACE

Braunschweig, Germany

### HOW ACQUIRED

From Atlanta in exchange for Carmelo Anthony and a protected 2022 first-round pick on 7/25/18. Additionally, as part of a three-team trade, the Thunder acquired Timothé Luwawu-Cabarrot from Philadelphia.

### CURRENT NBA SEASON

7th NBA Season

## CAREER AVERAGES

Appeared in 431 career games (175 starts) with Atlanta and Oklahoma City, averaging 13.4 points, 4.6 assists and 2.3 rebounds in 24.7 minutes while shooting 43.0 percent from the floor, 32.5 percent from long range and 82.5 percent from the charity stripe.

## 2018-19 AVERAGES

Appeared in 79 games (14 starts) with Oklahoma City, averaging 15.5 points, 4.1 assists and 3.6 rebounds in 29.3 minutes, shooting 41.4 percent from the field, 34.1 percent from beyond the arc and 81.9 percent from the line.

## 2018-19 NOTES

Off the bench, Dennis Schröder averaged 14.7 points (tied for sixth in the NBA), 3.8 assists (fifth), 2.3 points off turnovers (tied for third) and 2.1 fast break points (fifth). The only Thunder reserve to hold a higher scoring average was James Harden in 2011-12 with 16.9 points per contest. On 4/10 at Milwaukee, went a career-best 8-for-15 from the three-point line to post a game-leading and season-high-tying 32 points, five rebounds, three assists and game-best four steals, going a perfect 4-for-4 from the charity stripe. On 2/1 at Miami, went a perfect 9-for-9 from the floor in the second quarter, the best shooting in a single quarter ever by a Thunder player (Anthony Morrow 8-8 FG on 11/12/14). Additionally, he went 4-for-4 from beyond the arc. The last NBA player to shoot as well in a quarter was Klay Thompson (13-13 FG, 9-9 3FG on 1/23/15). He finished with 28 points (11-13 FG, 4-6 3FG, 2-2 FT). On 11/21 at Golden State, became just the third player in Thunder history to produce at least 30 points off the bench as he went 12-of-19 from the floor to finish with a season and game-best 32 points, four rebounds and four assists, also draining five of his six three-point attempts to set a new career high. On 4/7 at Minnesota, went 8-of-15 to score a bench-leading 21 points. On 4/5 vs. Detroit,



notched his third double-double of the season with 14 points and 10 assists while tacking on seven rebounds. On 3/25 at Memphis, recorded 25 points on 9-of-14 shooting, three rebounds and three assists. On 3/22 at Toronto, went 10-for-16 from the floor, 4-for-7 from the field and 2-for-2 from the free throw line en route to 26 points, six rebounds, seven assists and a block. On 3/11 at Utah, went 10-of-18 to tally 24 points, seven rebounds and three assists. On 3/3 vs. Memphis, earned his second double-double of the season with 17 points and 12 rebounds to go along with a team-best six assists and two steals. On 2/5 vs. Orlando, scored 20 points by going 9-of-15 from the floor and 2-of-2 from three-point range. On 12/28 at Phoenix, registered 20 points, six assists, four rebounds and two steals. On 12/12 at New Orleans, drained four shots from beyond the arc en route to 24 points, four assists and three rebounds. On 12/10 vs. Utah, tallied 23 points, six assists, four rebounds and two steals. On 11/23 vs. Charlotte, went 4-of-8 from three-point range to finish with 23 points, five rebounds and three steals. On 12/14 vs. New York, produced his first double-double of the season with 15 points and 12 assists. On 11/12 vs. Phoenix, drained each of his two shot attempts from beyond the arc to register 20 points, nine assists, five rebounds and four steals. Led the team in assists 10 times and in scoring four times. Scored in double figures 64 times and over 20 points 21 times, logging two 30-point outings. Posted three double-doubles, grabbing double-digit rebounds once and dishing out double-digit assists twice. Sat out one game on suspension. Missed two games for personal reasons.

## NBA CAREER

### NBA REGULAR SEASON STATISTICS

SEASON/TEAM	G-GS	MIN	FGM-FGA	PCT	3-PT FG		FTM-FTA	PCT	Rebounds				AST	STL	TO	BLK	PTS	Averages		
					FGM-FGA	PCT			OFF	DEF	TOT	RPG						APG	PPG	
13-14 ATL	49-0	641	72-188	.383	10-42	.238	29-43	.674	5	55	60	93	17	61	0	183	1.2	1.9	3.7	
14-15 ATL	77-10	1516	284-665	.427	52-148	.351	148-179	.827	29	135	164	317	49	150	4	768	2.1	4.1	10.0	
15-16 ATL	80-6	1621	329-781	.421	77-239	.322	144-182	.791	25	179	204	349	70	183	9	879	2.6	4.4	11.0	
16-17 ATL	79-78	2485	548-1214	.451	100-294	.340	218-255	.855	42	206	248	499	74	258	16	1414	3.1	6.3	17.9	
17-18 ATL	67-67	2078	500-1146	.436	76-262	.290	225-265	.849	44	164	208	417	72	183	6	1301	3.1	6.2	19.4	
18-19 OKC	79-14	2314	457-1104	.414	124-364	.341	186-227	.819	38	246	284	323	65	172	12	1224	3.6	4.1	15.5	
TOTALS	431-175	10655	2190-5098	.430	439-1349	.325	950-1151	.825	183	958	1168	1998	347	1007	47	5769	2.7	4.6	13.4	

### NBA PLAYOFF STATISTICS

SEASON/TEAM	G-GS	MIN	FGM-FGA	PCT	3-PT. FG		FTM-FTA	PCT	Rebounds				AST	STL	TO	BLK	PTS	Averages		
					FGM-FGA	PCT			OFF	DEF	TOT	RPG						APG	PPG	
13-14 ATL	2-0	7	2-2	1.000	1-1	1.000	0-0	---	0	2	2	0	0	0	0	0	5	1.0	0.0	2.5
14-15 ATL	16-0	290	56-145	.386	8-34	.235	24-28	.857	5	24	29	62	9	27	0	144	1.8	3.9	9.0	
15-16 ATL	10-0	191	47-104	.452	12-35	.343	11-13	.846	6	13	19	36	4	21	1	117	1.9	3.6	11.7	
16-17 ATL	6-6	211	50-110	.455	17-40	.425	31-37	.838	4	10	14	46	6	10	0	148	2.3	7.7	24.7	
18-19 OKC	5-0	151	25-55	.455	6-20	.300	13-18	.722	2	14	16	17	4	6	0	69	3.2	3.4	13.8	
TOTALS	39-6	850	180-416	.433	44-130	.338	79-96	.823	17	63	80	161	23	64	1	483	2.1	4.1	12.4	

**2017-18:** Appeared in 67 games (all starts) and averaged a career-high 19.4 points, 6.2 assists, 3.1 rebounds and 1.07 steals in 31.0 minutes per contest while shooting 43.6 percent from the field and 84.9 percent from the charity stripe. Increased his scoring average in each of his first five NBA seasons since entering the league. Became just the fourth player in Hawks history to averaged at least 19 points and six assists over the course of a season. Ranked tied for 13th in the league in assists per game, 25th in scoring and 27th in free throw percentage. Scored in double figures 62 times, including 32 20-point efforts and three 30-point nights (one 40-point contest). Notched six double-digit assist games and five double-doubles. Finished with 41 points (16-28 FG, 3-7 3FG, 6-10 FT), seven assists and five rebounds on 3/20 at Utah, setting career bests in points and field goals made. Swiped a career-high-tying five steals vs. Indiana on 2/28 to go along with 14 points, five assists and three rebounds. Grabbed a career-high-tying eight boards, adding 20 points, two assists and two steals vs. Toronto on 1/24. Dished out a career-high-tying 15 assists to go along with 13 points, three rebounds and two steals on 1/17 vs. New Orleans. Tallied 33

### REGULAR SEASON CAREER HIGHS

Minutes	55	01/29/17	ATL vs. NYK
Field Goals	16	03/20/18	ATL @ UTA
Field Goal Attempts	28	03/20/18	ATL @ UTA
Three-Point Field Goals	8	04/10/19	OKC @ MIL
Three-Point Attempts	15	04/10/19	OKC @ MIL
Free Throws	10	03/08/17	ATL vs. BKN (2 Times)
Free Throw Attempts	12	02/11/18	ATL vs. DET
Offensive Rebounds	3	11/10/18	OKC @ DAL (6 Times)
Defensive Rebounds	10	03/03/19	OKC vs. MEM
Rebounds	12	03/03/19	OKC vs. MEM
Assists	15	01/17/18	ATL vs. NOP (2 Times)
Steals	5	02/28/18	ATL vs. IND (2 Times)
Turnovers	10	03/22/17	ATL @ WAS
Blocks	2	11/30/18	OKC vs. ATL (2 Times)
Points	41	03/20/18	ATL @ UTA

points on 4-of-8 three-point shooting, seven assists, three rebounds and a steal vs. Dallas on 12/23. Two games DNP - sprained left ankle. One game DNP - left ankle. One game DNP - low back tightness. One game DNP - left elbow sprain. Nine games DNP - sprained left ankle/bone bruise. **2016-17:** Appeared in 79 games (78 starts), averaging 17.9 points on 45.1 percent shooting, 6.3 assists, 3.1 rebounds and 0.94 steals in 31.5 minutes. Set single season career-highs in points, assists, rebounds, steals, minutes, field goal percentage, free throw percentage (85.5), total field goals (548), three-pointers (100) and total free throws (218). Ranked tied for 15th in the league in assists per game and 29th in free throw percentage. Tallied 10 double-doubles. Scored in double figures 70 times, including 31 20-point nights and four 30-point performances. Led the Hawks in assists per game and field goals while ranking second among his teammates in points per

game and three-point shots. Led the team in assists 54 times and in scoring on 34 occasions. On 3/8 at Charlotte, logged 20 points, six assists, three rebounds and a career-best two blocks. Recorded 31 points, five assists, three steals and two rebounds while tying his career-best performance from the charity stripe, going a perfect 10-for-10 vs. Brooklyn on 3/8. Posted 23 points, a career-high 15 assists and four rebounds on 1/29 vs. New York. At Milwaukee on 12/9, registered 33 points (12-19 FG, 4-7 3FG, 5-5 FT), four assists, three rebounds, a steal and a block, setting or tying career highs in points and threes. On 11/30 at Phoenix, notched 31 points (13-23 FG, 3-3 FT), nine assists and four rebounds. One game DNP - right mid-foot sprain. One game DND - rest. **2015-16:** Appeared in 80 games (six starts) and averaged 11.0 points, 4.4 assists and 2.6 rebounds in 20.3 minutes, shooting 42.1 percent from the floor and 32.2 percent from long range. Ranked



tyed for 30th in the league in assists per game. Scored in double figures 44 times, including six 20-point efforts. Had two double-doubles and three double-digit assist nights. Led the team in scoring six times, assists 20 times and rebounds on four occasions. Ranked second on the club in assists, third in free throws (144), fourth in field goals (329) and fifth in points and threes (77). On 2/20 vs. Milwaukee, tallied 25 points, 10 assists, a career-best eight rebounds, a steal and a block, going 10-of-19 from the floor and draining three three-point shots. **2014-15:** Appeared in 77 games (10 starts), recording averages of 10.0 points, 4.1 assists and 2.1 rebounds in 19.7 minutes, shooting 42.7 percent from the field, 35.1 percent from beyond the arc and 82.7 percent from the charity stripe. Participated in the BBVA Compass Rising Stars Challenge and Taco Bell Skills Challenge during All-Star Weekend. Ranked tied for 36th in the NBA in assists per game. Scored in double figures 42 times, including four 20-point efforts. Notched five double-doubles. Hawks went 8-2 when he was a starter. On 11/8 vs. New York, swiped a career-best five steals and added 11 points and two assists. **2013-14:** Appeared in 49 games as a rookie, averaging 3.7 points, 1.9 assists and 1.2 rebounds in 13.1 minutes. Ranked tied for 10th among rookies in assists per game. Scored in double figures twice.

## PLAYOFFS

Has played in 39 career postseason contests (six starts) for Atlanta and Oklahoma City, averaging 12.4 points, 4.1 assists and 2.1 rebounds in 21.8 minutes, shooting 43.3 percent from the floor, 33.8 percent from long range and 82.3 percent from the free throw line. **2019:** Appeared in five games with the Thunder, averaging 13.8 points, 3.2 rebounds, 3.4 assists and 0.80 steals in 30.1 minutes, shooting 45.5 percent from the floor. In Game 3 on 4/19 vs. Portland, tallied 17 points, five rebounds, six assists and two steals. In Game 4 on 4/21 vs. Portland, recorded 17 points, three rebounds, three assists and a steal. In Game 5 on 4/23 at Portland, went 7-for-10 from the field and 2-for-3 from beyond the arc en route to 17 points, two rebounds and three assists. **2017:** Appeared in six games (all starts) with Atlanta and averaged 24.7 points, 7.7 assists, 2.3 rebounds and 1.00

steal in 35.2 minutes, shooting 45.5 percent from the field, 42.5 percent from beyond the arc and 83.8 percent from the charity stripe. Scored at least 18 points in every game, including five contests with at least 20 points. Tallied 29 points (10-18 FG, 5-6 3FG, 4-5 FT) and 11 assists at Washington on 4/26, setting or tying playoff career bests in points, assists, field goals and threes. **2016:** Played in 10 games (all starts) with Atlanta and averaged 11.7 points, 3.6 assists and 1.9 rebounds in 19.1 minutes, shooting 45.2 percent from the floor, 34.3 percent from three-point range and 84.6 percent from the free throw line. Posted averages of 9.3 points, 2.8 assists and 1.7 rebounds in 18.5 minutes in the six-game Eastern Conference quarterfinals victory over Boston. Recorded averages of 15.3 points, 4.87 assists and 2.3 rebounds in 20.0 minutes in four games against Cleveland in the Eastern Conference semifinals, shooting 50.0 percent from the field, 47.4 percent from beyond the arc and 100 percent from the charity stripe. On 5/2 at Cleveland, logged 27 points, six assists and three rebounds while draining five three-pointers and setting postseason career highs in points, field goals (10) and three-point shots. **2015:** In 16 games with the Hawks, averaged 9.0 points, 3.9 assists and 1.8 rebounds in 18.1 minutes. Put up 10.8 points, 5.3 assists and 3.2 rebounds in 20.8 minutes in the six-game Eastern Conference semifinals triumph over Washington. **2014:** Appeared in two games and tallied five points and two rebounds in just seven minutes of action, making both shots he attempted, including one from long range.

## NBA G LEAGUE

**2013-14:** Appeared in six games (all starts) with the Bakersfield Jam and averaged 17.0 points, 6.7 assists and 3.7 rebounds in 34.0 minutes, shooting 47.9 percent.

## INTERNATIONAL CAREER

Helped lead the German National Team to the 2017 EuroBasket quarterfinals in Israel and Turkey. Started all five games for Germany in the 2015 EuroBasket Tournament, posting a team-best 21.0 points and 6.0 assists, while adding 4.6 rebounds in 30.4 minutes per contest and shooting 48.1 percent from the field. Scored 29 points and added seven assists

and four boards on 9/9/15. Played for the New York Phantoms Braunschweig in Germany's top league (Beko League/Bundesliga) in 2012-13 where he appeared in 31 games and averaged 11.9 points and 3.3 assists in 24.7 minutes while shooting 40.2 percent from three-point range. Selected to the All-Star game. Also saw action in Germany's third division, Pro B, with Spot Up Medien Baskets Braunschweig, averaging 23.5 points (second in the league), 5.1 assists (eighth in the league), 4.3 rebounds and 2.3 steals (eighth in the league) in eight games, shooting 39.9 percent from the field. Played in 30 games in 2011-12 with NY Phantoms Braunschweig and put up 2.3 points in 8.0 minutes. Also spent 23 games with Spot Up Medien Baskets Braunschweig, averaging 19.0 points, 6.5 assists, 3.0 rebounds and 2.3 steals in 31.9 minutes, shooting 45.0 percent from the floor. In 2010-11, split time between Spot Up Medien Baskets Braunschweig (7.8 points and 2.1 assists in 18.3 minutes over 22 games,

shooting 50.4 percent) and SG Braunschweig (20.6 points, 5.7 assists, 4.0 rebounds and 3.5 steals in 35.8 minutes over 11 games). Posted 7.1 points and 2.7 assists in 21.8 minutes in 14 games with SG Braunschweig in 2009-10. Has represented Germany in junior national play: 2012 U20 Euros (6.1 points, 2.0 assists) and 2011 U18 Euros (13.5 points, 4.9 assists).

## PERSONAL

Mother is Gambian and late father was German. Has two brothers and two sisters. Played soccer and skateboarded until learning basketball at age 11. Was the only active NBA player to participate in the NBA's annual ping-pong tournament during NBA Summer League in Las Vegas in 2014, which benefitted the St. Jude Children's Hospital. Favorite food is chicken alfredo. Favorite movie is "I Am Legend" and favorite TV show is "Two and a Half Men." Likes listening to R&B and Hip-Hop. Top vacation destinations are Gambia and South Africa.



## TWO-WAY PLAYERS



5

**LUGUENTZ DORT**

POSITION: Guard HEIGHT: 6-4 WEIGHT: 215

### BIRTHDATE

4/19/99

### BIRTHPLACE

Montreal, Canada

### COLLEGE

Arizona State

### HOW ACQUIRED

Signed to a Two-Way Contract on 7/6/19.

### CURRENT NBA SEASON

Rookie

### COLLEGE

Spent one year at Arizona State. **2018-19 (Freshman):** Appeared in 34 games (33 starts) and averaged 16.1 points, 4.3 rebounds, 2.3 assists and 1.53 steals in 31.5 minutes per contest, shooting 40.5 percent from the field. Named Pac-12 Freshman of the Year, All-Pac-12 Second Team, Pac-12 All-Defense and Pac-12 All-Freshman. Joined Jahii Carson (2012-13), Ike Diogu (2002-03), Jamal Faulkner (1990-91) and Byron Scott (1979-80) as the only Sun Devils to win FOY. Along with teammate Zylan Cheatham, become just the third and fourth Sun Devils to earn a spot on the All-Defense team. His 53 points in his first two college games were the third-most by a Pac-12 freshman in his first two career games since 1996-97 and only Markelle Fultz (65 in 2016-17) and Tajuan Porter (55 in 2006-07) had more in the last 23 seasons. Ranked fourth in the Pac-12 and led all freshmen in total steals with his 52. Ranked sixth in the conference in points scored with his 547 on the season. Logged nine 20+ point outings. His 145 made free throws were the second-most in the Pac-12. Helped ASU to its best Pac-12 record in nine years.

### HIGH SCHOOL

Attended Athlete Institute Prep in Mono, Ontario after attending The Conrad School in Orlando, Florida. Played for Team Canada in the Adidas National Tournament and helped lead his team to the 2016 championship game. Competed at the 2017 NBA Basketball without Borders (First Team selection) and played in the Adidas EuroCamp in Treviso. Was the BioSteel All-Star Game MVP. Participated in the 2018 Nike Hoop Summit with the World Team. Was the nation's No. 25 overall prospect and No. 3 shooting guard.

### PERSONAL

Nickname is Beast. Speaks French and Creole. His favorite movie is "Avengers: Infinity War" and TV show is "Power." Lists Drake as his favorite music artist. Likes to listen to Who You Foolin by Gunna pregame. His favorite sports team outside of the NBA is Barcelona F.C. The best moment of his career was beating Kansas in college.



### COLLEGE STATISTICS

SEASON/TEAM	G-GS	MIN	FGM-FGA	PCT	3-PT. FG FGM-FGA	PCT	FTM-FTA	PCT	Rebounds					STL	TO	BLK	PTS	Averages		
									OFF	DEF	TOT	AST						PPG	APG	RPG
18-19 ASU	34-33	1072	174-430	.405	54-176	.307	145-207	.700	44	101	145	79	52	99	7	547	4.3	2.3	16.1	
TOTALS	34-33	1072	174-430	.405	54-176	.307	145-207	.700	44	101	145	79	52	99	7	547	4.3	2.3	16.1	



# 22 DEVON HALL

POSITION: Guard HEIGHT: 6-5 WEIGHT: 215

## BIRTHDATE

7/7/95

## BIRTHPLACE

Virginia Beach, Va.

## COLLEGE

Virginia

## HOW ACQUIRED

Selected by Oklahoma City in the second round (53rd overall) of the 2018 NBA Draft. Signed to a Two-Way Contract on 9/4/19.

## CURRENT NBA SEASON

Rookie



## 2018-19 NBA G LEAGUE NOTES

Appeared in 10 games (three starts) with the Oklahoma City Blue, averaging 7.3 points, 1.3 rebounds and 1.6 assists in 21.1 minutes per game, shooting 42.2 percent from three-point range. On 3/1 at Northern Arizona, drained a game-high-tying four shots from long range (4-5) to score a G League career-best 14 points.

## 2018-19 INTERNATIONAL NOTES

2018-19: With Cairns Taipans of the National Basketball League of Australia, appeared in 28 games (19 starts) and averaged 9.2 points, 4.4 rebounds and 2.5 assists in 28.9 minutes per game.

## COLLEGE

Spent four years at Virginia. Named to USBWA All-District 3, All-ACC Second Team, All-ACC Defensive Team and All-ACC Academic Team as a senior. Selected to the All-ACC Tournament First Team, helping lead UVA to the title. **2017-18 (Senior):** Tri-captain started 34 games. Shot 45.4 percent from the field, 43.2 percent from long range and 89.4 percent from the charity stripe. Scored in double figures in 23 games, including a career-high 25 points against NC State (1/14/18). Led Virginia in scoring in eight contests. Led in assists in 11 games. Second in the ACC in assist-to-turnover ratio (3.0). Tallied 19 points and a then season-high six assists at West Virginia (12/5/17). Finished with 16 points (4-of-4 from three-point range) along with seven assists vs. North Carolina (1/6/18). Tallied 13 points (career-best 8-8 from FT line), career-high eight assists and seven rebounds vs. Syracuse (1/9/18). Scored a career-high 25 points vs. NC State (1/14/18). Tallied a team-high 16 points and made career-best five 3-pointers vs. Virginia Tech (2/10/18). Registered team-high 17 points to go along with five rebounds and six assists vs. Notre Dame (3/3/18). Scored 15 points (6-of-6 FTs) with four assists and five rebounds in ACC Championship game vs. North Carolina (3/10/18). **2016-17 (Junior):** Lettered as he started in all 34 games and averaged 8.4 points, 1.9 assists and 4.4 rebounds. Shot 40.8 percent from the field, 37.2 percent from three-point range and 77.6 percent from the free-throw line. Named to the All-ACC academic team. Scored 10+ points in 15 games. Scored 12 points against Ohio State (11/30/16). Tallied 13 points vs. Robert Morris (12/17/16). Recorded a game-high 10 points at Louisville (12/28/16). Registered 15 points and a career-high nine rebounds in a career-best 39 minutes at Pitt (1/4/17). Recorded 13 points and 8 rebounds vs. Wake Forest (1/8/17). Tallied 13 points and a season-high six assists at Boston College (1/18/17). Had 10 points, four rebounds and four assists vs. Georgia Tech (1/21/17). Recorded 17 points and matched a career high with nine rebounds vs. Virginia Tech (2/1/17). Scored a career-high 18 points and matched a career high with nine rebounds at NC State (2/25/17). Scored 12 points and tied a career high with nine boards against Notre Dame in ACC Tournament (3/9/17). **2015-16 (Sophomore):** Lettered as he appeared in all 37 games (20 starts), and averaged 4.4 points, 2.6 rebounds and 2.0 assists. Shot 37.5 percent from the field, 33.3 percent from three-point range and 76.5 percent from the free-throw line. Ranked third on the team with 74 assists. Scored in double figures in four games. Scored 13 points to go along with four assists vs. Morgan State. Made a career-high four three-pointers and recorded four rebounds vs. Long Beach State (11/20/15). Had six points in 26 minutes in first start of the season at Florida State (1/17/16). Tallied an ACC-high 11 points vs. Clemson (1/19/16) and North Carolina (2/27/16). Recorded a season-high three steals and added six points and three assists vs. NC State (2/15/16). Grabbed seven rebounds and added nine points at Clemson (3/1/16). **2014-15 (Freshman):** Lettered as he appeared in 23 games (one start), averaging 1.8 points per game while shooting 40.0 percent from the field and 33.3 percent from long range. Recorded 18 assists and nine steals for the season. Scored five points and recorded five steals as a starter in collegiate debut at James Madison (11/14/14). Had three points and four assists vs. Harvard (12/21/14). Tallied four points at NC State (2/11/15). Scored nine points (3-4 FG) at Wake Forest (2/25/15). **2013-14 (Redshirt):** Redshirted for the 2013-14 season.

## PERSONAL

Lists "The Sandlot" as his favorite movie and "Power" or "Prison Break" as his favorite TV show. Likes to listen to R&B but doesn't listen to music before a game. Says his celebrity look-alike is baby-faced Will Smith. His favorite non-NBA sports team is the Philadelphia Eagles. When he was little, his grandma used to call him DeeDee. Wants to start a foundation with the goal of helping the homeless.

## NBA G LEAGUE STATISTICS

SEASON/TEAM	G-GS	MIN	FGM-FGA	PCT	3-PT. FG	FTM-FTA	PCT	Rebounds	AST	STL	TO	BLK	PTS	RPG	APG	PPG
								OFF	DEF	TOT						
18-19 OKC	10-3	211	25-67	.373	19-45	.422	4-4	1.000	2	12	14	15	4	4	2	7.3
TOTALS	10-3	211	25-67	.373	19-45	.422	4-4	1.000	2	12	14	15	4	4	2	7.3



## HOW THE THUNDER WAS BUILT

VIA DRAFT:	Steven Adams	2013 NBA Draft – 12th overall pick
	Darius Bazley	2019 NBA Draft – Acquired Bazley's draft rights from Memphis via Utah (selected 23rd overall) along with a 2024 second-round draft pick in exchange for the draft rights to Brandon Clarke (selected 21st overall).
	Hamidou Diallo	2018 NBA Draft – Acquired Diallo's draft rights from Charlotte via Brooklyn (selected 45th overall) in exchange for a 2019 second-round draft pick and cash considerations.
	Terrance Ferguson	2017 NBA Draft – 21st overall pick
	Andre Roberson	2013 NBA Draft – Acquired Roberson's draft rights from Golden State via Minnesota (selected 26th overall) in exchange for the draft rights to Archie Goodwin (selected 29th overall) and cash considerations.
VIA TRADE:	Danilo Gallinari	Acquired from the LA Clippers along with Shai Gilgeous-Alexander, three Clippers' first-round draft picks (2022, 2024 and 2026), two first-round picks via Miami (2021 and 2023) and the right to two first-round pick swaps (2023 and 2025) in exchange for Paul George on 7/10/19.
	Shai Gilgeous-Alexander	Acquired from the LA Clippers along with Danilo Gallinari, three Clippers' first-round draft picks (2022, 2024 and 2026), two first-round picks via Miami (2021 and 2023) and the right to two first-round pick swaps (2023 and 2025) in exchange for Paul George on 7/10/19.
	Abdel Nader	Acquired from Boston along with cash considerations in exchange for Rodney Purvis on 7/3/2018.
	Chris Paul	Acquired from Houston along with two first-round draft picks (2024 and 2026) and the right to two first-round pick swaps (2021 and 2025) in exchange for Russell Westbrook on 7/16/19.
	Dennis Schröder	Acquired from Atlanta in exchange for Carmelo Anthony and a protected 2022 first-round pick on 7/25/18. Additionally, as part of a three-team trade, the Thunder acquired Timothé Luwawu-Cabarrot from Philadelphia.
VIA FREE AGENCY:	Deonte Burton	Signed to an NBA contract on 3/10/2019. Originally signed to a Two-Way Contract on 7/7/2018.
	Mike Muscala	Signed on 7/10/2019.
	Nerlens Noel	Signed on 7/6/2018.
	Justin Patton	Signed on 8/13/2019.
TWO-WAY PLAYERS:	Luguentz Dort	Signed to a Two-Way Contract on 7/6/2019.
	Devon Hall	2018 NBA Draft – 53rd overall pick. Signed to a Two-Way Contract on 9/4/2019.

## BASKETBALL OPERATIONS



**SAM PRESTI**  
**EXECUTIVE VICE PRESIDENT**  
**& GENERAL MANAGER**



Sam Presti enters his 13th season with the Oklahoma City Thunder franchise after being named the 11th General Manager in club history on June 7, 2007 at 29 years old. A year into his tenure with the Thunder, Presti was promoted to Executive Vice President and General Manager by Professional Basketball Club Chairman, Clayton I. Bennett. The two represent the fifth-longest pairing for a Governor of an NBA team and head of basketball operations.

During his 12-plus seasons with the Thunder, Presti has worked diligently to assemble the building blocks for long-term success both on and off the court. Dating back to the start of the 2009-10 season, Presti and his staff have watched the Thunder amass the second-best record in the NBA during this span (behind only San Antonio).

When hired to oversee the Thunder's basketball operations in 2007, Presti became the second-youngest general manager in NBA history. Presti remains the seventh youngest and is also the seventh-most tenured head of basketball operations in the NBA.

By advancing to the 2019 Playoffs, the Thunder became one of just two teams (San Antonio) to reach the postseason nine times in the past 10 seasons. Under Presti's guidance, the Thunder has captured five Northwest Division Championships and reached the Conference Finals on four occasions, including the team's trip to the NBA Finals in 2012. Over that 10-year stretch, the Thunder has averaged the second-best net rating (+4.6) and had the third-most seasons with a net rating of +6.0 or more behind San Antonio and Golden State.

Throughout his tenure, Presti has led with a method that has consistent philosophies and values but has used diverse roster building techniques to sustain several cycles of the Thunder.

This past summer, Presti repositioned the franchise by acquiring Shai Gilgeous-Alexander, Danilo Gallinari and Chris Paul along with a record number of draft selections as the Thunder obtained eight first-round draft picks for trades involving Paul George, Jerami Grant and Russell Westbrook.

During his time leading the Thunder's basketball operations efforts, Presti and his staff have enjoyed success with respect to the NBA Draft, beginning with the 2007 selection of Kevin Durant with the second overall pick. Presti went on to draft Russell Westbrook and Serge Ibaka in 2008 with the fourth and 24th selections, before taking James Harden with the third overall pick in 2009. The selections of Durant, Westbrook and Harden marked the only time in NBA history where future MVPs were selected by the same GM in three consecutive drafts. Presti and his staff have also been able to pick key contributors throughout the draft as evident by selecting Reggie Jackson 24th in 2011, Steven Adams 12th and Andre Roberson 26th in 2013 and Domantas Sabonis 11th in 2016.

After acquiring six-time All-Star Paul George in a landmark trade from the Indiana Pacers in June of 2017, George then signed a multi-year deal with the Thunder in the summer of 2018. This occurred the offseason after the Thunder signed Westbrook in September of 2017 to his third multi-year contract extension with the team. George and Westbrook are two of the seven players Presti and his front office have either drafted or traded for to have All-Star appearances (Durant, Westbrook, Harden, Victor Oladipo, George, Carmelo Anthony and Chris Paul). During Presti's tenure, the Thunder also has the most First and Second Team All-NBA appearances of any team in the NBA.

With Presti at the helm, the Thunder advanced to the postseason five straight years (2010-14) and at the conclusion 2012-13 season, Oklahoma City became just the second team in NBA history (Boston Celtics, 1955-60) to increase its winning percentage for five consecutive seasons while maintaining a winning percentage of .700 or better in two of those seasons.

Dating back to the 2011-12 season, the Thunder became Western Conference Champions on the heels of the 2010-11 season in which the Thunder became the youngest team in the prior quarter century to reach the NBA's Western Conference Finals.

During the 2009-10 season, Oklahoma City experienced one of the largest turnarounds in NBA history. A year after winning 23 games, the Thunder concluded the 2009-10 season with a 50-32 record (.610) and captured the franchise's first playoff berth in Oklahoma City. The 27-win improvement was tied for the eighth-largest improvement in NBA history. Presti was named NBA Executive of the Year by Sporting News at the conclusion of the season.

Since moving to Oklahoma City in July of 2008, Presti has stressed the importance of community involvement for both Thunder players and staff. Under his leadership, Thunder players have made nearly 2,500 community appearances in and around Oklahoma City. Presti has also made it policy for every new player and staff member to tour the Oklahoma City National Memorial & Museum soon after joining the organization. Presti has also fostered staff wellness through the Thunder's long-standing work with the University of Pennsylvania, who is the leader in the areas of resilience and optimism training.

At the request of former NBA Commissioner David Stern and then Deputy Commissioner Adam Silver, Presti was named to the league's first-ever Competition Committee in May of 2012. During his term, which concluded prior to the 2018-19 season, Presti was a part of the committee that enacted several rule changes, such as concussion protocol, a package of rules to increase game flow, player rest policies, anti-flopping rules, deliberate away-from-the-play fouls, modifications to playoff seeding, qualification and tie-breakers, and adjustments to the NBA Finals scheduling format. Additionally, Presti was asked to serve on the NBA's Instant Replay Committee in 2009, which helped to lay the groundwork for rules changes that the Competition Committee would later make regarding instant replay expansion and the expanded use of the replay center. Presti is currently part of the General Manager Sub-Committee which was designed to help identify opportunities to enhance the future of the NBA.

Prior to joining the Thunder, Presti held a variety of roles with the San Antonio Spurs. After starting in 2000 as a video intern for Gregg Popovich, Presti moved up through the front office ranks under the leadership of R.C. Buford before being elevated to the position of Vice President and Assistant General Manager. As a member of the Spurs, Presti was part of NBA Championship teams in 2003, 2005 and 2007, as well as five division titles.

Presti earned his bachelor's degree in 2000 in communications, politics and law with a minor in psychology from Emerson College in Boston, where he was the first Rhodes Scholar nominee in school history. The Concord, Mass. native served as team captain of the Emerson College basketball team during both his junior and senior seasons. In addition, Presti earned All-Academic honors two times and was twice selected to the Great Northeast Athletic Conference All-Tournament team.

He was honored with the Emerson College Young Alumnus Award in 2005. Presti has also completed Harvard University's Continuing Education program on leadership and decision-making.

Presti currently resides on the executive board of the Oklahoma City National Memorial & Museum and served as chairman of the Memorial's Oklahoma Standard campaign, a movement built on the foundation of resilience, compassion, consistent acts of honor, service and kindness.

Consistent with his organizational commitment to community involvement, Presti has been equally supportive of several worthy causes in his personal life. This past June, the Presti family made a donation to the Children's Hospital at OU Medicine that will provide renovations and upgrades to two procedure rooms at the Jimmy Everest Center for Cancer and Blood Disorders for Children and the Bone Marrow Transplant Unit at The Children's Hospital. The donation will also contribute to a significant construction project in the east lobby of The Children's Center that will provide a "nurturing and interactive space" for children and their parents.

Since 2011 Presti has impacted the lives of more than 480 students through his Forward Thinking Leadership Development Program. In partnership with Oklahoma City Public Schools, the program aims to help the next generation of youth in the local community. Beginning in the 2019 school year, Presti will incorporate UPenn and their standard bearing resilience and optimism training for the students who are part of the Forward Thinking group.

Presti is actively involved with PeacePlayers International (PPI), a global outreach program focused on bringing children and communities together through the game of basketball. In 2018, Presti brought PPI together with the Oklahoma City Police Athletic League and made a significant donation to help the two parties develop programs together to foster positive relations with youth and law enforcement.

He also serves on the Board of Directors of Shooting Touch, an organization that grants graduating college seniors the opportunity to travel the world and use the platform of basketball to help foster education and influence positive social change in third world global communities. Presti and his family are also active with the Oklahoma City Humane Society.

In 2016 Presti was awarded the Humanitarian Award from the Oklahoma Center for Community and Justice thanks to his work in the area of diversity and inclusion in the workplace. He was bestowed the honor of the 2016 Oklahoman of the Year by Oklahoma Magazine. Presti was recognized as Oklahoma City University's 2012-13 recipient of the Abe Lemons/Paul Hansen Award for Sports Excellence and he also won the Oklahoma March of Dimes Sports Headliner Special Award for 2013.

A skilled drummer, Presti has produced three music CDs with all proceeds benefiting the Extra Ordinary Needs Fund at Children's Hospital in Boston. Also, Presti established the Keenan Smith-Anthony Halls Scholarship Fund at his former high school, Concord-Carlisle, to assist underserved students with their college tuition.

Presti and his wife, Shannon, have a son, Nicholas Rubin and twin daughters, Millie and Elise. Shannon continues to serve as the Director of Teen Leadership Initiatives for the YMCA of Greater Oklahoma City.



**BILLY DONOVAN**  
HEAD COACH



Billy Donovan is set to enter his fifth season at the helm of the Oklahoma City Thunder. During his tenure, the Thunder has made four consecutive playoff appearances. Donovan joins Mike Budenholzer, Rick Carlisle, Steve Kerr and Erik Spoelstra as the only active first-time head coaches to guide their teams to the playoffs in each their first four years as a head coach.

During the 2018-19 season, Donovan coached Oklahoma City to one of the league's best defenses, ranking fourth with a 106.4 defensive rating, first in deflections per game (15.5) and second in loose balls recovered (9.4). Oklahoma City led the league for both the most steals per contest (9.34) and the most turnovers forced per game (16.7). Following an 0-4 start to the season, the Thunder generated a seven-game win streak from Oct. 28 to Nov. 8, winning each game by an average of 12.1 points. This streak made OKC just the second team in NBA history to win seven straight games after starting 0-4 (Dallas, 2006-07). Oklahoma City then went 37-14, tied for the most wins from Oct. 28 to the All-Star break.

Donovan was named the third head coach in Thunder history on April 30, 2015. Under Donovan, the Thunder holds a 199-129 (.607) regular-season record. After the 2016-17 season, he became the first NBA head coach to win 100-plus games in his first two seasons after coming directly from the college ranks. Moreover, Donovan is one of only three current NBA head coaches to win 100+ games in the first two seasons with their respective teams.

Donovan concluded his first year as head coach of the Thunder by leading the team to a 55-win season, a Northwest Division title and a spot in the Western Conference Finals. By accomplishing the feat, Donovan became just the third first-year head coach in the last 15 years to win 55+ games during his first season.

Donovan came to lead the Thunder after enjoying an incredibly successful college coaching career that spanned more than two decades. During his 19 years as head coach at the University of Florida, Donovan led the Gators to two National Championships and four trips to the Final Four while amassing a record of 467-186 (.715).

As the head coach at Florida, Donovan led the program to 16 straight 20-win seasons, three 30-win seasons, 17 consecutive trips to the postseason and six SEC Championships. Under Donovan, Florida advanced to the Elite Eight in six of his last 10 seasons. During the 2014-15 season, Donovan became the second-youngest coach in NCAA history (Bob Knight) to claim 500 wins.

Donovan concluded his time at Florida with the second-most wins for a SEC program (467) in the history of the conference. Additionally, his 35 NCAA tournament wins rank as the most all-time among SEC coaches. Donovan's win total is more than twice that of any other coach in Florida history.

After winning back-to-back national championships (2006 and 2007), Donovan led Florida to 18 straight postseason wins, the longest run for any program since John Wooden led UCLA to 28 straight postseason wins.

Donovan has been the recipient of numerous collegiate coaching awards including ESPN.com's National Coach of the Year (2001), the Wooden Award's "Legends of Coaching" Honor (2010) and SEC Coach of the Year (2011, 2013, 2014).

In addition to his responsibilities at Florida, Donovan served as head coach of USA Basketball's U18 and U19 National Teams for three summers (2012-14). As a head coach with USAB, Donovan's teams captured three gold medals while going a perfect 19-0 during national team competition. Prior to leading the 2014 FIBA Americas U18 Team to the gold medal, Donovan guided the 2013 USA U19 World Championship Team to a perfect 9-0 record and the gold medal in Prague, Czech Republic, and the 2012 USA U18 National Team to a 5-0 slate and gold in Sao Sebastião do Paraíso, Brazil.

Donovan's coaching experience dates back to the 1989-90 season where he served as a graduate assistant coach at Kentucky. After five years with the Wildcats, Donovan was hired as head coach at Marshall, where he spent two years before leaving for Florida.

Prior to joining the coaching ranks, Donovan enjoyed a four-year playing career at Providence where he helped lead the Friars to their best season in school history and a trip to the Final Four in 1987. In addition, Donovan appeared in 44 games as a member of the New York Knicks during the 1987-88 season.

## BASKETBALL OPERATIONS



**BRIAN KEEFE**  
ASSISTANT COACH

Brian Keefe returns to the Thunder sidelines for his second stint as an assistant coach, after spending the previous three seasons as an assistant coach with the Los Angeles Lakers. Keefe previously worked with the Thunder as an assistant coach from 2007-2013. The 2019-20 season will mark his 15th in the NBA and 13th as an assistant coach.

In his previous tenure with the Thunder, the team reached the post-season five times including a trip to the 2012 NBA Finals. Keefe made the move to L.A. after spending two seasons (2013-15) as an assistant coach with the New York Knicks.

Prior to joining the Oklahoma City franchise in 2007, Keefe spent two seasons (2005-07) as assistant video coordinator for the San Antonio Spurs, earning an NBA Championship ring as part of Gregg Popovich's staff following the Spurs' title run in 2007.

Keefe's coaching career began in 2000-01 as a graduate assistant at the University of South Florida and continued as an assistant coach at Bryant University in Rhode Island (2001-05) before joining the Spurs.

A graduate of the University of Nevada-Las Vegas with a degree in sociology, Keefe played his final two collegiate seasons for the Rebels after transferring from UC Irvine. He served as team captain at both schools and was named to the All-Big West Second Team in 1996 while at UC Irvine.

A native of Winchester, MA, Brian and his wife Cindy are proud parents of daughters Brooke and Noelle.



**MAURICE CHEEKS**  
ASSISTANT COACH

Hall of Famer Maurice Cheeks enters his ninth year overall with Oklahoma City, and fifth in his second stint as an assistant, returning to the Thunder bench at the start of the 2015-16 season. Cheeks brings more than 30 years of NBA experience to the Thunder bench and returned to Oklahoma City after serving as the head coach of the Detroit Pistons during the 2013-14 season. Overall, Cheeks has amassed a head coaching record of 305-315 (.492) with the Pistons, Philadelphia 76ers and Portland Trail Blazers.

Before joining the Thunder in 2009, Cheeks served as head coach of the 76ers from 2005-2009, amassing a record of 122-147 and securing a playoff appearance in Philadelphia's 2007-08 campaign. Prior to joining the Sixers, Cheeks spent three-plus seasons as head coach of the Portland Trail Blazers (2001-05). During his time in Portland, he posted a 162-139 (.538) mark, accounting for the fourth-highest win total in Blazers coaching history. He helped the Blazers reach the NBA Playoffs twice, and his 2002-03 squad tied for second in the Pacific Division with a 50-32 record.

Preceding his work in Portland, Cheeks spent seven seasons as an assistant coach for the Sixers, working under head coaches John Lucas (1994-96), Johnny Davis (1996-97), and Larry Brown (1997-2001). In 2000-01 under Brown, Cheeks helped guide the 76ers to a record of 56-26 (.683) and a spot in the NBA Finals.

A 15-year NBA veteran, Cheeks retired from the NBA as its all-time leader in steals after playing with Philadelphia, San Antonio, New York, Atlanta and New Jersey. He was selected to the NBA's All-Defensive Team five times (First Team: 1983, 1984, 1985, 1986; Second Team: 1987) and played in four All-Star games (1983, 1986, 1987, 1988). A member of the 76ers' 1983 World Championship team, Cheeks was honored by the club through having his number (10) retired.

Cheeks was elected to the 2018 class of the Naismith Basketball Hall of Fame. As an NBA player, Cheeks compiled career averages of 11.1 ppg, 6.7 apg and 2.1 spg in 1,101 games while shooting .523 from the field and .793 from the free throw line. A native of Chicago, he began his coaching career with the Quad City Thunder of the CBA. In his only season with Quad City, Cheeks helped guide the club to the CBA Championship.

The 1978 West Texas State (currently West Texas A&M) graduate was a four-year starter and three-time MVP in college. He finished his collegiate career third on the Buffs' all-time scoring list, averaging 16.8 points per game while shooting 56.8 percent from the field as a senior. Cheeks was selected in the second round of the 1978 NBA Draft (36th overall by the Sixers).



## MARK DAIGNEAULT

### ASSISTANT COACH

Mark Daigneault (DAYG-nalt) is set to begin his first season as an assistant coach for the Oklahoma City Thunder. Previously, Daigneault served for five seasons as the head coach of the Oklahoma City Blue, making him the longest tenured coach in franchise history. His move to the Thunder bench makes him the fourth-straight head coach of the Thunder's G League affiliate to make the move to an NBA bench. During his tenure, he led the Blue to four playoff appearances and a 143-107 (.572) record, the most wins by a coach in franchise history. Daigneault also coached the Thunder's Summer League team for three summers.

Daigneault led the Blue to its third consecutive division championship in the 2018-19 season, as the team tied a franchise record with 34 wins and advanced to the conference semifinals. The Massachusetts native has been named NBA G League Coach of the Month three times in his tenure, including twice during the 2018-19 season.

During the 2017-18 campaign, the Blue made finished the regular season at the top of the Midwest division and ranked third in the Western Conference. The 2016-17 season saw several records set, as Daigneault led the team to a franchise-record-tying 34 wins. The Blue finished as the regular-season Western Conference Champions and advanced to the Western Conference Finals for the first time under Daigneault. Under his watch, the Blue had eight players called up to NBA rosters, four players signed to Two-Way contracts and 10 Thunder players assigned.

Daigneault came to Oklahoma City after spending his previous four years working under Donovan at the University of Florida, where he most recently held the position of Assistant to the Head Coach. Throughout his four years at Florida, the Gators totaled a record of 120-30 (.800), won three SEC titles and advanced to the Elite Eight each year.

Prior to his time at Florida, Daigneault spent three seasons as an assistant coach at Holy Cross. During Daigneault's tenure, the Crusaders finished as runner-up of the Patriot League Championship in 2008-09.

A 2007 graduate of the University of Connecticut, Daigneault served as a student manager with the Huskies under Jim Calhoun from 2003-07. A native of Leominster, Mass., Daigneault holds a master's degree in sports management from the University of Florida. He and his wife, Ashley Kerr, reside in Oklahoma City.



## VIN BHAVNANI

### ASSISTANT COACH

Vin Bhavnani is set to begin his fourth season as an assistant coach and 12th overall with Oklahoma City. Bhavnani spent five years with the Thunder organization as Manager of Advance Scouting/Player Development after joining the organization as the team's Video Coordinator.

Prior to joining the Thunder, Bhavnani spent two seasons with the San Antonio Spurs as the assistant video coordinator. He started his NBA career with the Los Angeles Clippers as an intern in the video department in 2004.

Before joining the Clippers, Bhavnani spent one season as an assistant coach for the women's basketball team at Santa Monica Junior College. The Los Angeles, California, native is a 2003 graduate of the University of Southern California.



## DAVE BLISS

### ASSISTANT COACH

Dave Bliss begins his first season as an assistant coach for the Thunder and seventh overall with the organization. He returned to Oklahoma City at the start of the 2018-19 season to serve as senior player development coach after spending three seasons with the New York Knicks as a player development coach. He previously worked with Oklahoma City as video analyst/player development coach from 2010-15. This summer, Bliss served as the head coach for the Thunder's summer league team which went 4-1 in Las Vegas.

He began his coaching career as a volunteer assistant at the University of Georgia before transitioning to Virginia Commonwealth University to work as a graduate assistant. Bliss worked under Head Coach Shaka Smart in his time at VCU, helping the team to a 27-9 record. A four-year starter at Georgia, Bliss played a key role as the Bulldogs won the school's second SEC Conference Tournament Championship in 2008.

Bliss has also served as an assistant coach for Germany's men's senior national team since 2016. The Wisconsin native holds a Master of Education from VCU and graduated with honors from Georgia with degrees in political science and real estate.



## MIKE WILKS

### ASSISTANT COACH

Mike Wilks begins his first season as an assistant coach for the Thunder after working the past seven seasons with the organization, most recently serving as a senior pro evaluation scout. He becomes the second former Thunder player (Royal Ivey) to join the team's coaching staff.

He enjoyed a seven-year NBA playing career where he appeared in 233 games with ten different NBA teams and won an NBA championship with the San Antonio Spurs in 2005.

The Milwaukee native played four years of basketball at Rice University where he majored in Economics. In his senior year, he averaged 20.1 points, 4.2 rebounds and 3.0 assists and earned Western Athletic Conference Scholar Athlete honors.



## DAVID AKINYOOYE

### ASSISTANT COACH

David Akinyooye (ah-kin-YO-yay) enters his fifth season with Oklahoma City and first as a Thunder assistant coach. Akinyooye spent the previous four seasons as an assistant coach for the Oklahoma City Blue. He came to Oklahoma City in 2015 following a one-year stint as an assistant coach in Lyon, France with Asvel Lyon-Villeurbanne Basket.

Prior to his time in Lyon, Akinyooye served the San Antonio Spurs as a player development quality assurance assistant during San Antonio's 2013-14 NBA championship season. He began his coaching career in 2012-13 with the New York Knicks in the role of coaching workout associate.

Following a collegiate career at Adelphi University in New York, Akinyooye played one season with the Springfield Armor of the NBA G League. The Elmont, N.Y. native received a Bachelor of Science in Communication from Adelphi in 2011.



## BASKETBALL OPERATIONS



### **BILLY SCHMIDT** **DIRECTOR OF QUALITY CONTROL**

Billy Schmidt enters his fifth season with the Thunder where he serves as a director of quality control after spending the previous two decades coaching at the collegiate level.

Prior to Oklahoma City, Schmidt spent the 2014-15 season at the University of Florida where he served under Billy Donovan as assistant to the head coach. Before making the move to Gainesville, Schmidt spent the prior three seasons at Georgia Tech and eight seasons at the University of Dayton.

During his tenure at Dayton, Schmidt was named associate head coach prior to the start of the 2009-10 season. This came shortly after Schmidt was voted the Atlantic 10's top assistant coach in a poll of league coaches. During his eight seasons with Dayton, Schmidt helped lead the Flyers to 172 victories, two NCAA Tournament appearances and three NIT berths.

Schmidt moved to Dayton after nine seasons coaching in the SEC, Big East and Big Ten. Schmidt enjoyed a pair of coaching stops under Tommy Amaker at Seaton Hall and Michigan.

A native of Stamford, Conn., Schmidt began his coaching career in the high school ranks, serving as an assistant coach to Steve Smith at Oak Hill Academy in Mouth of Wilson, Virginia, for two years (1992-94). During his tenure, Oak Hill won back-to-back national championships.

Schmidt graduated with honors from Wake Forest in 1992 with a Bachelor of Science degree in secondary education. While at Wake Forest, Schmidt was a manager and coaches' aide for the Demon Deacons program for four years (1988-92). He holds a master's degree in Sport Management from the University of Tennessee.

## BASKETBALL OPERATIONS



### **TROY WEAVER** **VICE PRESIDENT OF BASKETBALL OPERATIONS**

Troy Weaver is set to begin his 12th season with Oklahoma City and his third as the team's Vice President of Basketball Operations. Weaver also spent eight seasons serving as the Thunder's Vice President/Assistant General Manager. Weaver joined the Thunder in May of 2008 and assists General Manager Sam Presti with roster development and day-to-day basketball operations. In addition, he coordinates the team's player personnel matters including NBA Draft preparation, player free agency and summer league roster.

Weaver held the position of director of player personnel for the Utah Jazz in 2007-08. He spent three seasons (2004-07) as head scout for the Jazz before his promotion to director of player personnel.

Prior to joining the Jazz, Weaver was an assistant coach at Syracuse University for four seasons (2000-04). The Orangemen won the 2003 NCAA National Championship led by Weaver-recruit Carmelo Anthony. In addition to his experience at Syracuse, Weaver spent time as an assistant coach at New Mexico (1999-2000) and Pittsburgh (1996-99).

Prior to his collegiate coaching days, Weaver amassed an 85-17 record as an AAU coach in Washington, D.C. He guided the DC Assault to the 1996 AAU Tournament of Champions.

Weaver graduated with an associate degree from Prince George's Community College (MD) in 1991, where he also played one season of basketball.



### **ROB HENNIGAN** **VICE PRESIDENT OF INSIGHT & FORESIGHT**

Rob Hennigan enters his third season as Vice President of Insight & Foresight, his second stint with the organization. He rejoined the Thunder front office in the 2017-18 after spending five seasons as the General Manager of the Orlando Magic. In his current role with the Thunder, Hennigan oversees key functions that include strategic planning, data science & solutions and information management and counsel.

During Hennigan's previous tenure as the team's Assistant General Manager/Player Personnel (2008-2012), he helped lead a turnaround that saw Oklahoma City go from a 23-win team in 2008-09 to a spot in the NBA Finals in 2012.

Prior to joining the Thunder, Hennigan spent four seasons with the San Antonio Spurs. He was named Director of Basketball Operations in September of 2007 after starting with the organization as an intern during the 2004-05 season. The Spurs won the NBA World Championship in 2004-05 and 2006-07.

A native of Worcester, Mass., Hennigan graduated with a degree in broadcast journalism from Emerson College in 2004. He was named a Division III All-American, an Academic All-American as a senior and at the conclusion of his collegiate career, Hennigan finished as Emerson's all-time leading scorer.

Hennigan and his wife, Marissa, are the parents of a son, Jameson.



## **WILL DAWKINS**

### **VICE PRESIDENT OF IDENTIFICATION & INTELLIGENCE**

Will Dawkins is set to begin his 12th year with the Thunder organization and third as the team's Vice President of Identification & Intelligence. During Dawkins' tenure, he has served in varying capacities including front office intern, assistant video coordinator, scouting coordinator and five seasons as the team's Director of College Player Personnel.

In his current capacity, Dawkins is responsible for overseeing the professional and amateur evaluation departments, both domestically and international while working closely with the insight and foresight pillar.

A native of Springfield, Mass. Dawkins led the High School of Commerce to the 2004 Division I State Championship, while earning the honor of Western Massachusetts Player of the Year. He went on to graduate from Emerson College with a degree in Broadcast Journalism. While at Emerson he served as captain of the men's basketball team and became a two-time Arthur Ashe Sports Scholar All American. In 2015 he was inducted into the Springfield Massachusetts Sports Hall of Fame.

Dawkins, his wife, Tara and their children Trey and Journee currently reside in Edmond.



## **PAUL RIVERS**

### **VICE PRESIDENT / CHIEF OF STAFF**

Paul Rivers enters his 12th season with the Oklahoma City Thunder and third as the team's Vice President/Chief of Staff. Prior to assuming his elevated position with the Thunder, Rivers served as the team's Director of Basketball Operations and previously spent three seasons with the club serving as Director of Basketball Administration & Technology.

In his current role with the team, Rivers works closely with various facets of the front office and basketball operations while overseeing both long-term and day-to-day initiatives for the club. Rivers is the key conduit to fostering and supporting the vision for the organization amongst staff, and helped develop the ecosystem of pillars and functions that basketball operations works within.

In his role, Rivers identifies technological and corporate best practices across the business world in order to help keep the Thunder on the leading edge of advancements in many different areas.

The Bloomfield Hills, Mich. native was an integral part of the design and construction of the Thunder ION in Northeast Oklahoma City. Rivers oversaw the layout design and overall construction of the facility on behalf of the Thunder organization.

Rivers served as a video coordinator with the Detroit Pistons from 2005-07, assisting the coaching staff during practices and games while also handling all of the club's video operations and footage.

Rivers began his NBA career with the San Antonio Spurs as a video coordinator during the 2004-05 season. Prior to joining the Spurs, he spent two years at Michigan State University. Rivers served as video coordinator under head coach Tom Izzo and the men's basketball team in 2003-04, and for the Spartans' women's basketball team during the 2002-03 season.



## **DR. DONNIE STRACK**

### **VICE PRESIDENT OF HUMAN & PLAYER PERFORMANCE**

Dr. Strack enters his 12th season in Oklahoma City where he currently serves as the Vice President of Human & Player Performance. He is responsible for leading the medical and performance staff in providing comprehensive, evidence-based services for Thunder players through innovation, research, and integration of multiple health care professionals.

From 2005-2008, Dr. Strack was in private practice as a physical therapist at Orthopaedic Physical Therapy Services in Wellesley Hills, Mass. Dr. Strack graduated with a Doctor of Physical Therapy degree from the University of Indianapolis in 2005. He earned his undergraduate degree from the University of Indianapolis in 2002 and was awarded the Athletic Training Department Performance Award that same year.

Dr. Strack's first role with an NBA team came in the sixth grade as a ball boy for the Indiana Pacers. He later served as a graduate assistant athletic trainer for the Indiana Pacers from 2002-2005. Dr. Strack also served as an athletic trainer during the 2002 World Basketball Championships in Indianapolis and the RCA Tennis Championships in 2001 and 2002.

In 2010, Dr. Strack completed his post-doctorate fellowship in manual therapy from Regis University. He is board certified in Orthopaedic Physical Therapy (OCS) by the American Board of Physical Therapy Specialties and is a Fellow in the American Academy of Orthopaedic Manual Physical Therapists (FAAOMPT).

Dr. Strack currently serves on the Board of Directors for Life.Church and lives in Arcadia with his wife, Sarah, and their six children – Ellabeth, Anderson, Lilajean, Evaleigh, Harrison and Islarose.



## **MARC ST. YVES**

### **VICE PRESIDENT OF LOGISTICS & ENGAGEMENT**

Marc St. Yves enters his third season as Vice President of Logistics & Engagement and his 41st with the club. He previously held the title of Director of Team Operations for nine years and prior to that served as the team's Equipment Manager for 24 years.

St. Yves is responsible for all team logistics including security, facility operations, equipment and travel. He started his association with the Thunder organization as a 13-year-old ball boy during the team's 1979-80 season in Seattle. Five years later, he was named assistant equipment manager and became the franchise's primary equipment manager in 1985.

Marc and his wife, Karie, have one son Skylar. St. Yves hobbies include fly fishing, golf and outdoor pursuits.



## BASKETBALL OPERATIONS



### **MATT TUMBLESON** **VICE PRESIDENT OF BASKETBALL** **COMMUNICATIONS & ENGAGEMENT**

Now in his 16th season in the NBA, Matt Tumbleson begins his ninth season with the Oklahoma City Thunder and third as the team's Vice President of Basketball Communications & Engagement. He previously served as the Thunder's Director of Basketball Communications.

Tumbleson and the basketball communications staff are responsible for promoting the endeavors of the Thunder players, coaches and front office staff both on and off the court. He is also responsible for managing the day-to-day requests from local, national and international media. Additionally, Tumbleson oversees the organization's Community and Lifestyle Services function, an area that develops and executes programs for the betterment of players that build skills that can be utilized away from the court.

In partnership with the Thunder's broadcast and digital department, Tumbleson developed Thunder Films, which aims to tell the stories of the Thunder's players and people in a unique and in-depth way. The past two summers the films "Mr. Thunder" and "Growing Up George" have led the Saturday evening festivities at the popular deadCenter Film Festival in Oklahoma City. Tumbleson and his team also wrote, produced and directed the popular "Stache Bros." digital series that was part of Russell's Westbrook's MVP campaign.

Prior to joining the Thunder, Tumbleson served three-plus years as the primary media contact for the Memphis Grizzlies for all business operations, FedExForum and team content away from the court. During the 2010-11 season, Tumbleson took over all team on-court communications initiatives in addition to his previous responsibilities as the Senior Manager of Communications and Publications.

Before his stint in Memphis, the Illinois native worked on the team side of communications for the New Jersey Nets and San Antonio Spurs. During the 2005-06 season, Tumbleson worked for both the Spurs media relations and basketball operations department.

Matt resides in Edmond with his wife, Christina, and their three children, Teddy, Audrey and Liv.




### **AMANDA GREEN** **VICE PRESIDENT OF TEAM COUNSEL** **& STRATEGIC ALIGNMENT**

Amanda Green is set to begin her first season as Vice President/Team Counsel & Strategic Alignment. Green began working with the organization in 2012 and has functioned in many roles, most recently serving as Senior Director of Information Management and Team Counsel. In her current role, she will lead the legal department while assisting with the team's strategic planning, execution and compliance.

Green came to Oklahoma City after working as an associate at Proskauer Rose LLP, where she also served as a summer associate prior to graduating law school. She began her professional career as an Intellectual Property Associate with the NBA after graduating with her juris doctor from Georgetown University Law Center in 2010.

The New York native also holds a Bachelor of Science in Economics with a Market & Management certificate from Duke University, where she served as Manager for the men's basketball team from 2002-2006, assuming the title of Head Manager in her senior year. Following her graduation from Duke, Green worked for one season as a Basketball Operations Intern with the San Antonio Spurs.

In addition to her responsibilities with the Thunder, she also serves on the Board of Directors for Special Care, Inc. in Oklahoma City.





## BASKETBALL OPERATIONS STAFF



**MICHAEL ASHTON**  
PHYSICAL THERAPIST &  
ATHLETIC TRAINER



**BRANDON BARNETT**  
SENIOR PRO  
EVALUATION SCOUT



**MASSIMO BIASIN**  
AMATEUR EVALUATION SCOUT



**VANESSA BROOKS**  
PHYSICAL THERAPIST &  
ATHLETIC TRAINER



**WILLIAM BURGER**  
DATA SCIENCE & SOLUTIONS  
SOFTWARE DEVELOPER



**BRADFORD BURGESS**  
PERFORMANCE ANALYST



**WILL CHAPMAN**  
OPPOSITION SCOUT



**NICK COLLISON**  
BASKETBALL OPERATIONS  
REPRESENTATIVE



**CHRIS CONDIT**  
TRAVEL & LOGISTICS  
COORDINATOR



**JOE CONNAUGHTON**  
SENIOR INFORMATION  
MANAGEMENT & COUNSEL LEAD



**MIKE DAVIS**  
PHYSICAL THERAPIST



**GREG FLOOD**  
DATA SCIENCE  
& SOLUTIONS SCIENTIST



**JESSE GOULD**  
DIRECTOR OF PRO EVALUATION



**JUDY GRUMBLATT**  
TRAVEL COORDINATOR



**PAUL HUGGINS**  
DIRECTOR OF SECURITY



**KEVIN HYDE**  
ATHLETIC PERFORMANCE  
COACH



**PAUL JOHNSON**  
PRO EVALUATION  
COORDINATOR



**BAILEY JOSEPH**  
STRATEGIC PLANNING ANALYST



**TONY KATZENMEIER**  
ATHLETIC TRAINER



**JAMES KOPANIDIS**  
STRATEGIC PLANNING ANALYST



**RYAN LAMBERT**  
SENIOR AMATEUR  
EVALUATION SCOUT



**AYANA LAWSON**  
SENIOR DIRECTOR OF COMMUNITY  
& LIFESTYLE SERVICES



**AMALYA LEWINSON**  
COMMUNITY & LIFESTYLE  
SERVICES COORDINATOR



**BLAKE MCLEAN**  
SENIOR PERFORMANCE  
SCIENCE LEAD



**BRANDON MILLER**  
SENIOR AMATEUR  
EVALUATION SCOUT



**NAZR MOHAMMED**  
PRO EVALUATION SCOUT



**ANDREW PAUL**  
SENIOR ATHLETIC  
PERFORMANCE COACH



**TOM PERRY**  
DIRECTOR OF DATA SCIENCE  
& SOLUTIONS



**ZACH PETERSON**  
PLAYER DEVELOPMENT COACH



**SEBASTIAN PRUITT**  
PRO EVALUATION SCOUT



**BRENDAN ROONEY**  
PRO EVALUATION SCOUT



**STEVE SCALZI**  
PLAYER DEVELOPMENT COACH



**RYAN SHEA**  
DATA SCIENCE &  
SOLUTIONS SCIENTIST



**JOHNNY SHULTS**  
SENIOR FACILITIES  
OPERATIONS LEAD



**HANK SMITH**  
AMATEUR EVALUATION SCOUT



**FORTUNE SOLOMON**  
PLAYER DEVELOPMENT  
ANALYST



**JENNY STRICKLER**  
PERFORMANCE SCIENTIST



**WYNN SULLIVAN**  
DIRECTOR OF  
STRATEGIC PLANNING



**WILSON TAYLOR**  
SENIOR LOGISTICS LEAD



**STEFFEN THOMAS**  
ATHLETIC PERFORMANCE  
COACH



**THOMAS VAN DE HOUTEN**  
DATA SCIENCE & SOLUTIONS  
SOFTWARE DEVELOPER



**EZRA VAN NEGRI**  
STRATEGIC PLANNING ANALYST



**MARK WARKENTIEN**  
SPECIAL ASSIGNMENT  
EVALUATOR



**GLENN WONG**  
SENIOR PROJECT LEAD TO THE EXECUTIVE  
VICE PRESIDENT & GENERAL MANAGER



**FRANK ZANIN**  
PRO EVALUATION SCOUT



The Oklahoma City Blue will begin its 12th season as the Thunder's NBA G League affiliate. Originally purchased in 2008 by the Professional Basketball Club, LLC, the Thunder's development team played its first six seasons as the Tulsa 66ers before being relocated to Oklahoma City in 2014.

The Thunder has displayed a strong history of utilizing its G League affiliate and developing both players and staff. Since Oklahoma City entered a single-affiliate relationship before the 2008-09 season, the Thunder has assigned a player to its G League club 147 times – the most assignments by an NBA team during that span. Twenty-four different Thunder players have been assigned in the past eight seasons.

Oklahoma City has been active in "calling up" players from its G League affiliate. The Thunder has called up a player from this club on 15 occasions since 2008 – the most call-ups between associated teams in that stretch.

The Thunder has also utilized its G League team through developing NBA coaches. The past four coaches of this team have received "call-ups" to the NBA ranks. Mark Daigneault (2014-19) was recently called up to the Thunder bench, Darko Rajakovic (2012-14) is an assistant coach with the Phoenix Suns and began his career with the Thunder while Dale Osbourne (2011-12) and Nate Tibbets (2009-11) are assistants with the Portland Trail Blazers.

In the 2018-19 season, Oklahoma City made the playoffs for the third consecutive season and fourth time in five seasons. Oklahoma City guards Deonte Burton and Hamidou Diallo, as well as forward Abdel Nader were assigned to the club during the season, as the Blue tied the most wins in franchise history with 34 victories. Burton tallied 17 points, four rebounds, four assists and one block in his sole appearance on assignment after having his contract converted from a two-way while Diallo averaged 19.2 points, 7.3 rebounds, 1.8 assists and 1.7 steals in six games and Nader contributed 24.3 points, 6.7 rebounds, 3.7 assists and 1.7 steals in three games.

The Blue will host 24 home games this upcoming season, with 23 games at the Cox Convention Center and its annual Field Trip Day game at Chesapeake Energy Arena.



## GRANT GIBBS HEAD COACH

Grant Gibbs was named head coach of the Oklahoma City Blue on August 2, 2019. Gibbs spent the last two seasons as an assistant coach for the Blue. In his time on the bench, the team went 62-38 (.620) and advanced to the playoffs in both years.

Gibbs began his coaching career with the Blue after a three-year international playing career. He played in the Netherlands and Germany after graduating from Creighton with a degree in journalism.

The Iowa native began his collegiate career at Gonzaga then transferred to Creighton after two seasons with the Bulldogs. He played in 100 games and averaged 7.6 points, 5.0 assists and 4.0 rebounds as the Bluejays appeared in the NCAA tournament in each of his seasons with the team.

Gibbs replaced Mark Daigneault as head coach of the Blue. Daigneault accepted an assistant coaching position on Billy Donovan's staff last month, becoming the fourth-straight head coach of the Thunder's G League affiliate to make the move to an NBA bench.



**DANIEL BRADY**  
ASSISTANT COACH



**ERIC MAYNOR**  
ASSISTANT COACH



**CALIPH MOHAMMED**  
ASSISTANT COACH



**KAMERON WOODS**  
ASSISTANT COACH



**NBA CARES**



**NBA Cares** is the league's global social responsibility program that builds on the NBA's mission of addressing important social issues. NBA Cares programs and participants have provided more than 4.5 million hours of hands-on service and created more than 1,210 places where kids and families can live, learn or play in communities around the world. The NBA also engages more than 26 million youth annually, inspiring play and teaching the values of the game. NBA Cares works with internationally recognized youth-serving programs that support education, youth and family development, and health-related causes, including: Thurgood Marshall College Fund, Special Olympics, YMCA of the USA, Boys & Girls Clubs of America, UNICEF, the Make-A-Wish Foundation, Share Our Strength and GLSEN.



**OKLAHOMA CITY THUNDER IN THE COMMUNITY**



Through Thunder programs, player initiatives and the Thunder Cares Foundation, the Thunder directly impacts hundreds of individuals, nonprofits, schools, and communities across Oklahoma every year.

Thunder community programs focus primarily on literacy, STEM/STEAM education, and health and fitness. In all its outreach efforts, the Thunder

strives to make a positive, lasting impact through meaningful engagement.

In 2018-19, the Thunder Cares Foundation celebrated the completion of its 27th community basketball court since the team's arrival in Oklahoma in 2008. Thunder Cares courts are located throughout the state, including the three schools in Moore, Oklahoma, damaged in the May 2013 tornado.





## UNIFORMS AND OFFICIAL MARKS



PRIMARY ICON

ASSOCIATION EDITION



ICON EDITION



STATEMENT EDITION



CITY EDITION



## RUMBLE'S STORY:

This tale has been told around campfires for hundreds of years. A great herd of American bison was lost in the Arbuckle Mountains during a ferocious storm – the kind only Oklahoma can produce.

Hail fell and tornadoes spun all around the herd as they stampeded, trying to find their way down to the safety of the plains.

One lone bison stayed behind as he helped each of his friends escape down a treacherous ravine. Once all of his friends were safe, he began his descent only to find his way blocked by fallen boulders.

Lost, he climbed to the tallest peak; left to face the storm alone and searching for a way down the mountain, he was struck by a bolt of lightning.

The bolt did not destroy him, but, by the power of the god of thunder, changed him. Suddenly, he walked on two legs like a man. He possessed amazing strength and agility – he could jump higher, run faster, think more clearly than any beast.

But because he was no longer just a bison – and yet not a man – he was alone.

With many sightings, the legend grew through the years, of a mighty bison, with remarkable powers, roaming the hills alone.

Not until a group of men who carried similar powers came to Oklahoma City did he find somewhere he belonged. These men also possessed the power to jump higher, run faster, and perform acrobatic dunks more spectacular than anyone in the land. They too carried the roar of Thunder every time they took to the court.

So, he joined their team, and the new legend of Rumble was born.



For Rumble appearances, please call 405.208.4800 or go to [okcthunder.com/rumble](http://okcthunder.com/rumble)





## CHESAPEAKE ENERGY ARENA



### CHESAPEAKE ENERGY ARENA

Home to the NBA's Oklahoma City Thunder, Chesapeake Energy Arena also plays host to major concerts, family shows, sporting events and the latest in show-stopping entertainment. While it is managed by SMG, Chesapeake Energy Arena is owned by the City of Oklahoma City and was the premier project of its visionary capital improvement program (MAPS) to finance new and upgraded sports, entertainment, cultural and convention facilities with a one-cent sales tax.

### IMPROVEMENTS

Oklahoma City voters overwhelmingly approved a one-cent sales tax in 2008 to fund major upgrades to Chesapeake Energy Arena. A series of renovations to the facility were completed in 2013. Upgrades include new state-of-the-art digital signage, a grand entrance, renovated concourses, new concession and restaurant options, team offices and a kids zone.

### LOCATION

Located near two major interstates, Chesapeake Energy Arena sits in the heart of a downtown renaissance, just

steps away from the Cox Convention Center, as well as hotels, restaurants and entertainment venues in downtown Oklahoma City and Bricktown.

### SEATING CAPACITIES

As a multi-purpose sports and entertainment facility, Chesapeake Energy Arena offers a variety of seating configurations with capacities ranging from less than 4,000 to over 18,000. The spacious 586,000-square-foot arena seats up to:

Basketball:	18,203
Concert (360-degree):	16,591
Concert (180-degree):	11,555
Concert (Theatre Style):	3,613

Accessible seats are available on each level of Chesapeake Energy Arena. The arena has a permanent ice floor, portable insulated flooring system and portable basketball floor to accommodate diverse event configurations. Chesapeake Energy Arena also offers an arena curtaining system with rigging capabilities for maximum flexibility.

## CHESAPEAKE ENERGY ARENA



### SUITES

Suite members enjoy an elevated view of the action and elite privileges from the comfort of a private suite. Suite members enjoy a personal suite attendant for in-suite food and beverage service, perfect for private dining and entertaining guests.

### TERRACE SUITES

Our terrace suites serve as an outstanding destination for the best in entertainment, networking, amenities and service. Perched "above the rim" atop Chesapeake Energy Arena's north and south baseline sections, terrace suites offer unparalleled luxury and astounding proximity to the sights, sounds and thrills generated from the action on the floor.

### CLUB SEATS

Cox Club Level members enjoy an elevated view of the action, elite privileges and many conveniences offered by our premier facility. These members have exclusive access to the Cox Club Level and its premium restaurants and bars, which are perfect for dining, entertaining and mingling with other club guests.

### LOCAL GASTROPUB

Located on the Cox Club Level, Local Gastropub offers upscale versions of traditional pub foods, plus a full-service bar with beer, wine and specialty cocktails. Along with the modern atmosphere, the gastropub features HDTVs and digital video boards. Guests can cap off their experience with a trip to the gelato case.

### THE COMMONS

The Commons features a dynamic central bar, upscale bar seating and fresh food options for fans on the Cox Club Level. The space connects the Grand Entrance to the Club Level on the south side of the arena.

### COURTSIDE CLUBS AND IN-SEAT SERVICE

Courtside members experience the game in the closest and most personal way possible. In addition to offering unparalleled proximity to the court, courtside memberships come with exclusive access to our premium courtside spaces, the Continental Courtside Club and the Pub, as well as behind-the-scenes views of the action and other exclusive privileges.

### THUNDER BOX

Located above Section 305, the Thunder Box offers a unique way to experience events at Chesapeake Energy Arena, perfect for company outings or other group events. With sightlines above all other seats in the arena, this location provides a private, all-inclusive environment, complete with added comfort and amenities not available in other locations.

### SKYBOXES AND SUMMIT SPACES

Skyboxes and Summit locations are private suites located above the 300 level, offering a view of every area of the inner bowl. These spaces are available for rent every game night and provide exclusive areas for smaller groups to gather.

### OLD NO. 7 CLUB

The Jack Daniel's Old No. 7 Club has transformed into a downtown destination for every event at Chesapeake Energy Arena. Guests at this upscale urban bar can enjoy a fun and energetic atmosphere, which transforms from a contemporary bar during game nights to an intimate postgame club. Top-shelf cocktails and premium beer are served alongside an updated menu of light appetizers to complement each guest's beverage of choice.

### BUDWEISER BREW HOUSE

The Budweiser Brew House is the largest restaurant in the arena open to all fans attending Thunder games. Located on the southwest side of Chesapeake Energy Arena and just inside the Grand Entrance, Budweiser Brew House is open on all Thunder game nights. For reservations, fans can call 405.388.6672.

### CONCESSION STANDS

Chesapeake Energy Arena features numerous concession stands and specialty vendors throughout the facility, offering guests a wide variety of food and beverage choices.

### SCOREBOARD

The scoreboard features a total of 10 full-motion video panels, providing an enhanced video and graphics presentation that keeps every fan in the middle of the action. The board also includes an LED ring to display video and text.

### PRESS FACILITIES

Media facilities include courtside seating and a working press area, as well as interview areas, dining areas and provisions for TV broadcast.

### LOCKER ROOMS

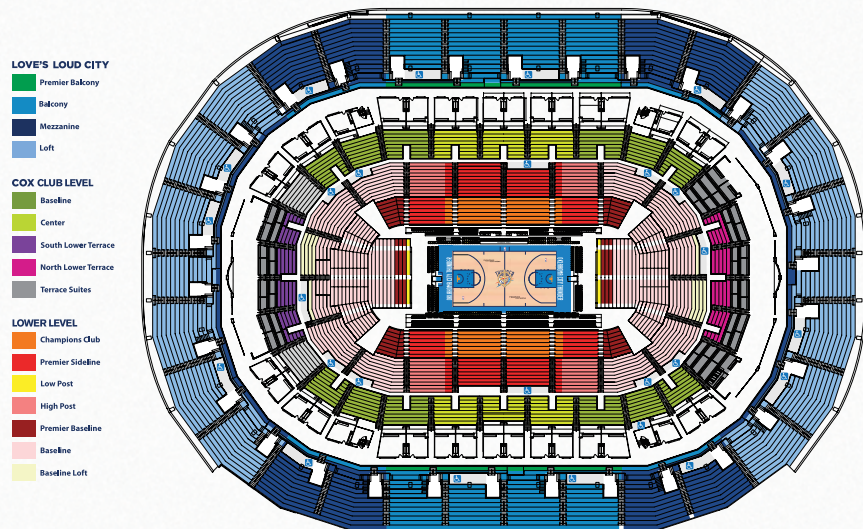
Chesapeake Energy Arena features four locker rooms, including one for the Oklahoma City Thunder and one for visiting NBA teams.

### BOX OFFICE

Chesapeake Energy Arena has a full-service box office located near the northeast entrance. For your convenience, the box office is open Monday through Friday from 10 a.m. to 6 p.m. Evening, weekend and holiday hours vary according to the Chesapeake Energy Arena event schedule. For further information or to purchase tickets online, please visit [chesapeakearena.com](http://chesapeakearena.com).



## CHESAPEAKE ENERGY ARENA TICKET MAP




For season or group ticket information, call the Thunder office at 405.208.4800.

For single-game tickets sold by the team and authentic tickets from other fans, go to [okcthunder.com/tickets](http://okcthunder.com/tickets).

### CHESAPEAKE ENERGY ARENA FACTS AND FIGURES

CHESAPEAKE ENERGY ARENA OWNERSHIP	Chesapeake Energy Arena is owned by the City of Oklahoma City and managed by SMG, which is headquartered in Philadelphia, Pennsylvania.
OPENED	After breaking ground in the spring of 1999, construction began on the new downtown arena funded by MAPS, Oklahoma City's visionary capital improvement program designed to finance new and upgraded sports, entertainment, cultural and convention facilities with a one-cent sales tax. Doors opened June 8, 2002.
FIRST NBA GAME	New Orleans Hornets vs. Sacramento Kings, Nov. 1, 2005.
SEATING CAPACITY FOR THUNDER GAMES	18,203
LOCATION	Located near two major interstates, Chesapeake Energy Arena sits in the heart of a downtown renaissance, just steps away from the Cox Convention Center.
BOX OFFICE	Chesapeake Energy Arena has a full-service box office located near the northeast entrance.
ADDRESS	100 W. Reno Ave. • OKC, OK 73102
PHONE	405.602.8700



## BUSINESS OPERATIONS



## BUSINESS OPERATIONS



### **DANNY BARTH** EXECUTIVE VICE PRESIDENT AND CHIEF ADMINISTRATIVE OFFICER

An NBA executive since 1997, Danny Barth has served in his current position of executive vice president and chief administrative officer of the Oklahoma City Thunder since the team's inaugural season in 2008. In this role, he oversees all aspects of the team's business operations, driving its emphasis on building community partnerships and creating a first-class fan experience.

After overseeing the moving of the franchise's business operations to Oklahoma City, Barth shifted his focus to the team's growth and development, including overseeing the remodeling of Chesapeake Energy

Arena to not only meet NBA requirements, but also to provide a strong fan-focused environment. The facility upgrades, which were completed in 2013, included new hospitality areas, enhanced seating and sightlines, modernized common areas and concourses, and the team's permanent corporate office.

Under Barth's leadership, the Thunder has become regarded throughout the industry as a leader in sports business and a model for best practices. The Thunder currently ranks number two in the NBA's Net Promoter Score and overall game experience and has been consistently the highest or runner-up for many years. Within its first five seasons, the team was recognized by ESPN The Magazine in its Ultimate Standings as the No. 1 professional sports franchise in North America and awarded Sports Team of the Year by the Sports Business Awards, presented by the Sports Business Journal. The national Make-A-Wish Foundation has honored the team with a Chris Greicius Celebrity Award, and Leadership Oklahoma has recognized the team with its Statewide Community Leadership Award.

Prior to his work with the Thunder, Barth served as interim president and CEO for two seasons with the Seattle Supersonics, having previously held positions as chief financial officer, vice president and controller for the team. He began his career with Price Waterhouse LLC, spending six years in the audit division in the corporation's Seattle and New York offices, where he specialized in retail and investment banking.

A graduate of Seattle University, Barth resides with his wife Julie and their two sons in Edmond.



### **BRIAN M. BYRNES** SENIOR VICE PRESIDENT, SALES AND MARKETING

Brian Byrnes joined the Thunder organization in April 2005 and developed and executed the strategic sales and marketing efforts to launch business operations in Oklahoma City in 2008. Byrnes' current responsibilities include oversight of revenue platforms including corporate partnerships, ticket sales, retention and operations; luxury suites, terrace lounges and unique inclusive experiences; game theatre, event planning and corporate hospitality; brand architecture and marketing disciplines.

Capitalizing on the unique platform of being Oklahoma's first permanent major-league sports team, Byrnes continues to foster programming that extends the reach of the Thunder brand to fans throughout the region.

Initiatives such as Thunder Alley and the Thunder Rewards Zone make the game-day experience accessible to all Thunder fans visiting Chesapeake Energy Arena. Year-round, the Blue Alliance and Thunder Youth Basketball activities connect fans throughout Oklahoma, while the OG&E Thunder Bolt brings an interactive Thunder experience to regional fairs and neighborhood celebrations. In 2018, the Thunder Launchpad, fueled by MidFirst Bank, opened as a platform to support the growing startup and entrepreneurial ecosystem in Oklahoma. The Launchpad also hosts year-round programs to inspire growth in STEM education and computer science and innovation.

Previously, Byrnes served as executive vice president of business operations for the NHL's Phoenix Coyotes, guiding the organization through an organizational rebranding in conjunction with a transition to a new venue. Prior to joining the Coyotes, Byrnes built nearly 10 years of experience with the NHL's Dallas Stars and MLB's Texas Rangers.

Byrnes is actively involved in the Thunder Cares Foundation, Allied Arts, Leadership Oklahoma City, Leadership Oklahoma, National Sports Forum, Greater Oklahoma City Chamber of Commerce and the Greater Oklahoma City Sports Consortium. A graduate of St. Mary's University in San Antonio, Byrnes and his wife Ashley reside with their three children in Edmond.



## BUSINESS OPERATIONS



### CHRISTINE BERNEY

#### VICE PRESIDENT, COMMUNITY RELATIONS AND EXECUTIVE DIRECTOR, THUNDER CARES FOUNDATION

Christine Berney joined the Oklahoma City Thunder in 2008 and currently serves as vice president of Community Relations and executive director of the Thunder Cares Foundation.

During her tenure, Berney has helped establish the Thunder as a leader in the Oklahoma City community and as a partner with nonprofits across the state. She oversees the many ongoing community outreach programs and events the Thunder runs, as well as the Thunder Cares Foundation, which focuses on building and refurbishing community basketball courts

across Oklahoma.

Berney's professional background includes public relations and community relations positions in both the corporate and nonprofit sectors. Originally from California, Berney earned her B.A. in English from Oregon State University and her M.F.A. in Creative Writing from the University of Massachusetts at Amherst.



### SCOTT LOFT

#### VICE PRESIDENT, TICKET SALES, RETENTION AND DATABASE OPERATIONS

Scott Loft is an industry veteran with more than 25 years of professional sports leadership experience in the National Football League, National Hockey League and National Basketball Association.

Loft joined the Thunder in 2010 after three seasons with the Miami Dolphins and is responsible for the Thunder's overall strategy and tactics for all ticket sales, retention, database operations and business intelligence including season ticket sales, group ticket sales, executive suites and Club

Level memberships. Loft's sports career started with the NBA's Philadelphia 76ers, where he spent nine seasons, culminating as the director of ticket sales. After his stint with the NBA, Loft became one of the first employees with the NHL's expansion Nashville Predators, where his ticket sales team became the first NHL or NBA franchise to qualify for expansion by selling more than 12,000 season tickets before the NHL franchise was awarded to the city of Nashville.

After five seasons in the NHL, Loft joined the NFL's Jacksonville Jaguars as executive director of ticket sales and marketing. Loft was chosen to be the Jaguars' sole attendee at the inaugural NFL Management Program at Stanford during the 2003 season, and his five years in Jacksonville were highlighted by the local oversight of the ticketing functions for Super Bowl XXXIX, which was played in Jacksonville in 2005. Loft then continued his NFL career with the Miami Dolphins, where he stayed until he joined the Thunder.

Prior to his career in sports, Loft received his undergraduate degree from Ball State University in Muncie, Indiana, and his master's degree from Temple University in Philadelphia. Loft currently lives in Edmond with his wife Cathy; their son, Josh, is a recent graduate of the University of Oklahoma.

## BUSINESS OPERATIONS



### DAN MAHONEY

#### VICE PRESIDENT, BROADCASTING AND CORPORATE COMMUNICATIONS

Dan Mahoney joined the Oklahoma City Thunder in August 2008. In his role of vice president of Broadcasting and Corporate Communications, he oversees the Thunder business public relations efforts, website (okcthunder.com), social media and broadcasting operations.

Previously Mahoney served as a public relations consultant for the Professional Basketball Club, LLC and the New Orleans Hornets. From 1995-2003 he was director of communications for Oklahoma Governor Frank Keating. He later worked with Gov. Keating as senior vice president of communications and public affairs at the American Council of Life Insurers in Washington, D.C.

Consulting with Gooden Group of Edmond, Okla., Mahoney coordinated public relations efforts for the Skirvin Hilton Hotel, a historic Oklahoma City landmark which reopened in 2007 after being closed for 18 years. He also assisted the Hornets during their relocation and two-year stay in Oklahoma City from 2005-07.

As director of communications for Gov. Keating, Mahoney was responsible for public information coordination for the State of Oklahoma and the Governor's office. That included public information efforts during the 1995 bombing of the Murrah Federal Building in Oklahoma City. Following that tragedy, he consulted for businesses and other government agencies on crisis communications.

Mahoney spent 18 years in radio and television as a news director, news reporter and sportscaster in Richmond, Va.; Albuquerque, N.M.; and Oklahoma City. He is a native of Philadelphia and attended Virginia Commonwealth University and the University of New Mexico.

Mahoney serves on the 25-year anniversary committee for the Oklahoma City National Memorial. He has two adult daughters who live in New York City.



### KATY SEMTNER

#### VICE PRESIDENT, HUMAN RESOURCES

Katy Semtner joined the Oklahoma City franchise in January 2003. She serves as the team's vice president of Human Resources. Semtner's responsibilities include oversight of payroll, benefits, employee relations, recruitment, selection, orientation, performance management, compensation, policy creation, employment-law compliance and employee development. She takes pride in the organization's people-centric culture. Semtner also provides

oversight to the organization's highly regarded Guest Relations department.

Prior to joining the franchise, Semtner worked in human resources in the hospitality and nonprofit industries. She is certified as a Senior Professional in Human Resources and SHRM-SCP.

Semtner is a member of the Society for Human Resources Management, the Oklahoma City Human Resources Society and the Women's Executive Board. She currently serves on the Leadership Oklahoma City Alumni Association Board and the Greater Oklahoma City Chamber Talent Council. The Seattle native is a graduate of the University of California at San Diego and an alumna of Leadership Oklahoma City.



## BUSINESS OPERATIONS



### WILL SYRING

#### VICE PRESIDENT, CORPORATE PARTNERSHIPS

Will Syring joined the Thunder in 2019 and leads the organization's business strategy to optimize sponsorship sales and brand activation. He and the Thunder's corporate partnerships team leverage the Thunder and NBA's global platform to elevate and optimize brand awareness for new and existing corporate partners. He also guides efforts to establish unique marketing and business opportunities for the Thunder, the Oklahoma City Blue and the Thunder Launchpad. The Thunder's diverse portfolio of corporate partners includes nearly 100 unique brands.

Syring joined the Thunder after five seasons with the Chicago Bulls where he served in various corporate partnership roles, most recently as head of global sales. In Chicago, Syring guided a sales strategy in key markets to develop and secure innovative global partnerships in China, Poland, Germany, Mexico, Finland, and the Philippines. Utilizing a collaborative approach to partnership activation and sales, Syring and his team were consistently recognized by the NBA for account development, retention and new business growth.

Prior to joining the Bulls, Syring represented Learfield Sports at the University of Tulsa and Oregon State University. He was recognized for new business and existing account growth each year at the respective Learfield properties. He started his career near Melbourne, Australia working for the Kilsyth Cobras basketball team as an assistant business development manager in the team's front office.

Syring is a graduate of the University of Wisconsin-Eau Claire where he earned a bachelor's degree in business administration. He lives in Oklahoma City with his wife, Leslie (a native of Owasso, Oklahoma) and their son, Wilder.





## BUSINESS OPERATIONS STAFF



**JOE ABDELLAH**  
VIDEO PHOTOGRAPHER AND  
GRAPHICS EDITOR



**BRANDI ABERCROMBIE**  
GUEST RELATIONS TRAINING &  
DEVELOPMENT COORDINATOR



**JOSEPH ABSHER**  
ACCOUNT EXECUTIVE,  
DEVELOPMENT TEAM SALES



**ADE AMUDA**  
MANAGER, EVENTS  
& ENTERTAINMENT,  
DEVELOPMENT TEAM



**SARAH AMYX**  
ASSISTANT CONTROLLER



**BRANDON ANKNEY**  
GRAPHIC DESIGN SERVICES  
MANAGER



**PAUL BAE**  
DIRECTOR, SOCIAL MEDIA



**SARAH BAILEY**  
MANAGER, EVENT  
PRESENTATION



**BRAXTON BALL**  
ACCOUNT EXECUTIVE,  
DEVELOPMENT TEAM SALES



**ASHLEY BARNETT**  
FAN DEVELOPMENT  
COORDINATOR



**ESTEE BASKERVILLE**  
MARKETING COORDINATOR



**BECKY BAUMAN**  
MANAGER, TICKET OPERATIONS



**ZACH BEEKER**  
TEAM PHOTOGRAPHER



**TERAH BERNARDI**  
ACCOUNT EXECUTIVE,  
GROUP SALES



**MATT BISHOP**  
WEBSITES &  
PUBLICATIONS COORDINATOR



**STACY BLOMSTROM**  
CONTROLLER



**PETER BORAKS**  
FAN INTERACTION SPECIALIST



**RACHEL BRADLEY**  
SENIOR ACCOUNT MANAGER



**SCOTT BRINSON**  
SEASON TICKET  
ACCOUNT MANAGER



**DANIELLE BROWN**  
BUSINESS INTELLIGENCE  
ANALYST



**JIM BRYLEWSKI**  
DIRECTOR, DEVELOPMENT  
TEAM BUSINESS OPERATIONS



**KASLIN BURCHARDT**  
ACCOUNT EXECUTIVE,  
DEVELOPMENT TEAM SALES



**KJ CAMPBELL**  
MOTION GRAPHICS  
ANIMATOR / EDITOR



**AIMEE CANAVAN**  
MANAGER, CORPORATE  
HOSPITALITY



**MARLA CARROLL**  
EXECUTIVE ASSISTANT TO  
THE CHAIRMAN



**PAIGE CARTER**  
DANCE TEAM MANAGER



**JASE CHILCOAT**  
VIDEO PRODUCTION  
MANAGER



**WILL CLAYTON**  
BUSINESS INTELLIGENCE  
ANALYST



**KYLE COFFER**  
MANAGER, PREMIUM SALES



**BRENT COFFMAN**  
MANAGER, SEASON  
TICKET RETENTION



**CANDACE COONROD**  
GAME PRESENTATION  
& MANAGER OF DIGITAL  
COORDINATOR



**KAITLYN COX**  
CORPORATE PARTNERSHIP  
SALES



**JOSEPH CRALL**  
FRONT-END DEVELOPER  
& MANAGER OF DIGITAL  
PRODUCTS



## BUSINESS OPERATIONS STAFF



**ERIC DATE**  
EXECUTIVE PRODUCER AND  
DIRECTOR, TELEVISION  
GAME BROADCASTS



**VI DIAZ**  
VIDEO PHOTOGRAPHER AND  
GRAPHICS EDITOR



**JIMMY DO**  
WEBSITES & PUBLICATIONS  
COORDINATOR



**COLE DOUGLAS**  
ACCOUNT EXECUTIVE,  
PREMIUM SALES



**NICOLE DOYLE**  
SENIOR ACCOUNT MANAGER



**JOY DYER**  
DIRECTOR, GUEST RELATIONS



**JESSICA EDWARDS**  
MANAGER, COURTSIDE  
SERVICES



**WILL EIDAM**  
PARTNERSHIP STRATEGY  
ANALYST



**KRISTY FACTOR**  
MANAGER, PREMIUM  
TICKET OPERATIONS



**MEAGAN FENNEL**  
SEASON TICKET  
ACCOUNT MANAGER



**LAURA FLINTON**  
SEASON TICKET  
ACCOUNT MANAGER



**KATIE FRIERT**  
PARTNERSHIP ACTIVATION  
ACCOUNT MANAGER



**MICAH FRYSLIE**  
GRAPHIC DESIGNER



**KATIE FUELLING**  
MANAGER, GUEST RELATIONS



**FORREST GANDALL**  
INSIDE SALES REPRESENTATIVE



**TAYLOR GARY**  
IT SUPPORT SPECIALIST



**KAITLYN HAELEZLE**  
INSIDE SALES  
REPRESENTATIVE



**CHRIS HAGNER**  
BUSINESS INTELLIGENCE  
ANALYST



**SYDNEY HALE**  
GUEST RELATIONS  
RESEARCH COORDINATOR



**TRAVIS HERMAN**  
DIRECTOR, TICKET AND  
PREMIUM SALES



**SEAN HEUSEL**  
MANAGER, CORPORATE  
PARTNERSHIP SALES



**KARA HILLE**  
MANAGER, CORPORATE  
COMMUNICATIONS



**MATT HINDERMAN**  
MANAGER, BROADCAST  
PRODUCTION



**RYAN HOCK**  
ACCOUNT EXECUTIVE,  
GROUP SALES



**JASON HOGSETT**  
CORPORATE PARTNERSHIP  
SALES



**BILL HOOKER**  
PRODUCER, MEDIA  
PRODUCTION



**JORDAN HORN**  
PARTNERSHIP ACTIVATION  
ACCOUNT MANAGER



**OSE IMEOKPARIA**  
VIDEO PHOTOGRAPHER  
/ EDITOR



**SARAH JACKSON**  
SEASON TICKET  
ACCOUNT MANAGER



**VICTORIA JACKSON**  
INSIDE SALES  
REPRESENTATIVE



**TANNER JEAN**  
IT SYSTEMS ANALYST



**DAVID JONES**  
MANAGER, BROADCAST &  
TECHNICAL OPERATIONS



**KRYSTAL JONES**  
SENIOR GRAPHIC DESIGNER



## BUSINESS OPERATIONS STAFF



**JUSTIN JORDAN**  
MANAGER, INSIDE SALES AND  
DEVELOPMENT TEAM SALES



**CHRIS KADE**  
ACCOUNT EXECUTIVE,  
SEASON TICKET SALES



**ZACH KARIS**  
MARKETING SERVICES  
COORDINATOR



**ASHLEY KARTHER**  
REVENUE ACCOUNTANT



**KARLIS KEZBRES**  
DIRECTOR, BUSINESS  
INTELLIGENCE AND  
TICKET STRATEGY



**RYLEA KILBURN**  
GUEST RELATIONS  
ASSISTANT



**SHAWN LAFEVER**  
INSIDE SALES  
REPRESENTATIVE



**TYLER LANE**  
DIRECTOR OF TECHNOLOGY



**PARIS LAWSON**  
DIGITAL CONTENT REPORTER



**TODD LAWSON**  
IT APPLICATIONS  
COORDINATOR



**JOHN LEACH**  
DIRECTOR, EVENTS  
& ENTERTAINMENT



**ERIN LEWIS**  
MANAGER, BRAND  
MARKETING



**AMANDA LIGON**  
GROUP EVENTS & TICKET  
SALES COORDINATOR



**KATHERINE LOGAN**  
ACCOUNTS PAYABLE  
SPECIALIST



**KAYLEE LONSINGER**  
MANAGER, MARKETING  
SERVICES



**KAYLAN LOWRIE**  
BUSINESS OPERATIONS  
COORDINATOR, DEVELOPMENT TEAM



**MAC MADDOX**  
MANAGER, GROUP &  
SEASON TICKET SALES



**DEVONTE' MARTIN**  
CORPORATE  
COMMUNICATIONS  
COORDINATOR



**MICHELLE MATTHEWS**  
MANAGER, FAN  
DEVELOPMENT



**RON MATTHEWS**  
DIRECTOR, INTERACTIVE  
MEDIA & PUBLICATIONS



**MATT MCCALL**  
SEASON TICKET  
ACCOUNT MANAGER



**ALEXANDRA MCCURDY**  
GUEST EXPERIENCE  
COORDINATOR



**EMMA MCNEIL**  
PARTNERSHIP ACTIVATION  
ACCOUNT MANAGER



**STEVE MELTON**  
BROADCAST PRODUCER



**RYLAN MILLER**  
CORPORATE HOSPITALITY  
ASSISTANT



**ABBY MORGAN**  
DIRECTOR, PARTNERSHIP  
ACTIVATION & STRATEGY



**ALEX MORROW**  
ACCOUNT EXECUTIVE,  
GROUP SALES



**DEREK MURRAY**  
SEASON TICKET  
ACCOUNT MANAGER



**AMY NEFF**  
HR & PAYROLL COORDINATOR



**RYAN O'TOOLE**  
SENIOR CORPORATE  
PARTNERSHIP SALES



**ERIN OLDFIELD**  
DIRECTOR, COMMUNITY  
RELATIONS



**CHELSEY OLSON**  
SEASON TICKET  
ACCOUNT MANAGER



**GUS OLSON**  
MASCOT COORDINATOR



**BRYAN PAK**  
MOBILE EXPERIENCE  
COORDINATOR



**PAULINA PANDURO**  
BENEFITS HELPDESK  
ASSISTANT



**LUKE PARISH**  
VIDEO PHOTOGRAPHER  
/ EDITOR



## BUSINESS OPERATIONS STAFF



**MIKE PEARL**  
CORPORATE PARTNERSHIP  
SALES



**ASHLEY PEDEN**  
DIRECTOR, CORPORATE  
COMMUNICATIONS



**ROBERT POULAIN**  
GRAPHIC DESIGNER



**DAVIS PRUETT**  
MOTION GRAPHICS  
ANIMATOR / EDITOR



**JASON QUINTERO**  
SENIOR MANAGER,  
GAME PRESENTATION &  
ENTERTAINMENT



**JACKSON REBER**  
COMMUNITY RELATIONS  
COORDINATOR



**TAYLOR RICHARDS**  
INSIDE SALES  
REPRESENTATIVE



**CARLA ROOT**  
PAYROLL SPECIALIST



**AUSTIN RYAN**  
ACCOUNT EXECUTIVE,  
DEVELOPMENT TEAM SALES



**MEGAN SALOMONE**  
MANAGER, PARTNERSHIP  
ACTIVATION



**SHARVIL SALVE**  
MOTION GRAPHICS DESIGNER  
& VIDEOGRAPHER



**LAUREN SHEEHAN**  
CORPORATE PARTNERSHIP  
ACTIVATION COORDINATOR



**CLAY SHEWEY**  
ACCOUNT EXECUTIVE,  
PREMIUM SALES



**JOSHUA SHOFFNER**  
MANAGER, INFORMATION  
TECHNOLOGY



**DAVID SIMMONS**  
FACILITIES COORDINATOR



**KAITLIN SMITH**  
ADVERTISING COORDINATOR



**CHRIS SORRELS**  
DIRECTOR, SEASON TICKET  
RETENTION & PREMIUM  
ACCOUNT SERVICES



**JENNIFER SORRELS**  
OFFICE MANAGER &  
EXECUTIVE ASSISTANT



**RYAN STAMPS**  
DIGITAL DESIGNER



**SHAWN STEFANSKI**  
INSIDE SALES  
REPRESENTATIVE



**RAYNA STEWART**  
MANAGER, SUITE SERVICES



**DAWN TURNER**  
DIRECTOR, MARKETING &  
BRAND MANAGEMENT



**KAMERON TURNER**  
EVENT PRESENTATION  
COORDINATOR



**TAYLOR TURNER**  
SEASON TICKET  
ACCOUNT MANAGER



**COBY VAN LOAN**  
SOCIAL MEDIA COORDINATOR



**MELISSA VERA**  
INSIDE SALES  
REPRESENTATIVE



**CLARK WAMRE**  
TICKET OPERATIONS  
COORDINATOR



**JENNIFER WATSON**  
COMMUNITY RELATIONS  
EVENTS MANAGER



**MATTHEW WELLS**  
DIRECTOR, BROADCAST  
PRODUCTION



**RACHAEL WHEAT**  
GRAPHIC DESIGNER



**KELI WHITE**  
PARTNERSHIP ACTIVATION  
ACCOUNT MANAGER



**KATRINA WILEY**  
DIRECTOR, HUMAN  
RESOURCES



**MEGAN WILKISON**  
EVENTS & ENTERTAINMENT  
ADMINISTRATIVE ASSISTANT



**DEBBIE WILLIAMS**  
COMMUNITY RELATIONS  
PROGRAMS MANAGER



**JENNIFER YOUNG**  
ACCOUNT EXECUTIVE,  
SEASON TICKET SALES



**MICHAEL ZUBACH**  
BROADCAST CREATIVE LEAD



## 2019-20 THUNDER BASKETBALL OPERATIONS

### 2019-2020 OKLAHOMA CITY THUNDER FRONT OFFICE STAFF

Chairman..... Clayton I. Bennett

### BASKETBALL OPERATIONS

Executive Vice President & General Manager ..... Sam Presti  
Vice President of Basketball Operations..... Troy Weaver  
Vice President / Chief of Staff ..... Paul Rivers  
Senior Project Lead to the Executive Vice President & General Manager ..... Glenn Wong  
Basketball Operations Representative..... Nick Collison

### INSIGHT & FORESIGHT

Vice President of Insight & Foresight ..... Rob Hennigan

### INFORMATION MANAGEMENT & COUNSEL

Vice President / Team Counsel & Strategic Alignment..... Amanda Green  
Senior Information Management & Counsel Lead..... Joe Connaughton

### DATA SCIENCE & SOLUTIONS

Director of Data Science & Solutions..... Tom Perry  
Data Science & Solutions Scientist..... Greg Flood  
Data Science & Solutions Scientist..... Ryan Shea  
Data Science & Solutions Software Developer ..... William Burger  
Data Science & Solutions Software Developer ..... Thomas Van de Houten

### STRATEGIC PLANNING

Director of Strategic Planning..... Wynn Sullivan  
Strategic Planning Analyst..... James Kopanidis, Ezra Van Negri, Bailey Joseph  
Special Assignment Evaluator..... Mark Warkentien

### IDENTIFICATION & INTELLIGENCE

Vice President of Identification & Intelligence ..... Will Dawkins

### AMATEUR EVALUATION

Senior Amateur Evaluation Scout..... Ryan Lambert  
Senior Amateur Evaluation Scout..... Brandon Miller  
Amateur Evaluation Scout..... Massimo Biasin  
Amateur Evaluation Scout..... Hank Smith

### PRO EVALUATION

Director of Pro Evaluation ..... Jesse Gould  
Senior Pro Evaluation Scout..... Brandon Barnett  
Pro Evaluation Scout..... Nazr Mohammed  
Pro Evaluation Scout..... Sebastian Pruiti  
Pro Evaluation Scout..... Brendan Rooney  
Pro Evaluation Scout..... Frank Zanin  
Pro Evaluation Coordinator..... Paul Johnson

### LOGISTICS & ENGAGEMENT

Vice President of Logistics & Engagement ..... Marc St. Yves

### LOGISTICS & FACILITY OPERATIONS

Senior Facility Operations Lead ..... Johnny Shults  
Senior Logistics Lead ..... Wilson Taylor  
Travel & Logistics Coordinator..... Chris Condit  
Travel Coordinator ..... Judy Riddle

### SECURITY

Director of Security ..... Paul Huggins

## 2019-20 THUNDER BASKETBALL OPERATIONS



### BASKETBALL COMMUNICATIONS & ENGAGEMENT

Vice President of Basketball Communications ..... Matt Tumbleson

### BASKETBALL COMMUNICATIONS

Senior Basketball Communications Lead ..... John Read  
Basketball Communications Coordinator..... Laila Wani  
Basketball Communications Coordinator..... Shelby Willingham

### COMMUNITY & LIFESTYLE SERVICES

Senior Director of Community & Lifestyle Services ..... Ayana Lawson  
Community & Lifestyle Services Coordinator ..... Amalya Lewinson

### HUMAN & PLAYER PERFORMANCE

Vice President of Human & Player Performance ..... Donald Strack, DPT, ATC

### PHYSICAL SCIENCE

Senior Performance Science Lead ..... Blake McLean, Ph.D., ASPS, CSCS  
Senior Athletic Performance Coach..... Andrew Paul, DPT, M.Ed., CSCS  
Physical Therapist & Athletic Trainer..... Michael Ashton, DPT, ATC, CSCS  
Athletic Trainer ..... Tony Katzenmeier, M.S., ATC  
Athletic Performance Coach..... Kevin Hyde, M.S., CSCS  
Athletic Performance Coach..... Steffen Thomas, DPT, CSCS  
Physical Therapist ..... Mike Davis, DPT  
Physical Therapist & Athletic Trainer ..... Vanessa Brooks, DPT, ATC, CSCS, NREMT  
Performance Scientist ..... Jennifer Strickler, M.S., ASPS, ATC

### BASKETBALL & TEAM PERFORMANCE

Head Coach ..... Billy Donovan

### THUNDER COACHING

Assistant Coach ..... David Akinyooye  
Assistant Coach ..... Vin Bhavnani  
Assistant Coach ..... Dave Bliss  
Assistant Coach ..... Maurice Cheeks  
Assistant Coach ..... Mark Daigneault  
Assistant Coach ..... Brian Keefe  
Assistant Coach ..... Mike Wilks

### PERFORMANCE ANALYSIS

Player Development Coach ..... Steve Scalzi  
Performance Analyst ..... Bradford Burgess  
Opposition Scout ..... Will Chapman

### QUALITY CONTROL

Director of Quality Control ..... Billy Schmidt

### PLAYER DEVELOPMENT

Player Development Coach ..... Zach Peterson  
Player Development Analyst..... Fortune Solomon

### BLUE COACHING

Head Coach of the OKC Blue..... Grant Gibbs  
Assistant Coach of the OKC Blue..... Daniel Brady  
Assistant Coach of the OKC Blue..... Eric Maynor  
Assistant Coach of the OKC Blue..... Caliph Mohammed  
Assistant Coach of the OKC Blue..... Kameron Woods



## 2019-20 THUNDER BUSINESS OPERATIONS

### EXECUTIVE TEAM

Executive Vice President, Chief Administrative Officer .....	Danny Barth
Senior Vice President, Sales and Marketing .....	Brian Byrnes
Vice President, Community Relations .....	Christine Berney
Vice President, Ticket Sales, Retention & Database Operations .....	Scott Loft
Vice President, Broadcasting & Corporate Communications .....	Dan Mahoney
Vice President, Human Resources .....	Katy Semtner
Vice President, Corporate Partnerships .....	Will Syring

### ADMINISTRATION

Office Manager & Executive Assistant .....	Jennifer Sorrels
Executive Assistant to the Chairman .....	Marla Carroll
Facilities Coordinator .....	David Simmons

### BROADCASTING

Television Play-By-Play Announcer .....	Chris Fisher
Broadcast Analyst .....	Michael Cage
Broadcast Reporter and Digital Editor .....	Nick Gallo
Radio Play-By-Play Announcer .....	Matt Pinto
Executive Producer and Director, Television Game Broadcasts .....	Eric Date
Broadcast Producer .....	Steve Melton
Director, Broadcast Production .....	Matthew Wells
Manager, Broadcast & Technical Operations .....	David Jones
Manager, Broadcast Production .....	Matt Hinderman
Broadcast Creative Lead .....	Michael Zubach
Video Photographer and Graphics Editor .....	Joe Abdallah, Vi Diaz
Video Photographer / Editor .....	Ose Imeokparia, Luke Parish

### COMMUNITY RELATIONS

Director, Community Relations .....	Erin Oldfield
Community Relations Events Manager .....	Jennifer Watson
Community Relations Programs Manager .....	Debbie Williams
Community Relations Coordinator .....	Jackson Reber

### CORPORATE COMMUNICATIONS

Director, Corporate Communications .....	Ashley Peden
Manager, Corporate Communications .....	Kara Hille
Corporate Communications Coordinator .....	DeVonte Martin

### CORPORATE HOSPITALITY

Manager, Corporate Hospitality .....	Aimee Canavan
Corporate Hospitality Assistant .....	Rylan Miller

### CORPORATE PARTNERSHIPS

Manager, Corporate Partnership Sales .....	Sean Heusel
Senior Corporate Partnership Sales .....	Ryan O'Toole
Corporate Partnership Sales .....	Kaitlyn Cox, Jason Hogsett, Mike Pearl
Director, Partnership Activation & Strategy .....	Abby Morgan
Manager, Partnership Activation .....	Megan Salomone
Partnership Strategy Analyst .....	Will Eidam
Partnership Activation Account Manager .....	Katie Freiert, Jordan Horn, Emma McNeil, Keli White
Corporate Partnership Activation Coordinator .....	Lauren Sheehan

### DEVELOPMENT TEAM

Director, Development Team Business Operations .....	Jim Brylewski
Manager, Events & Entertainment, Development Team .....	Ade Amuda
Business Operations Coordinator, Development Team .....	Kaylan Lowrie

### EVENTS & ENTERTAINMENT

Director, Events & Entertainment .....	John Leach
Senior Manager, Game Presentation & Entertainment .....	Jason Quintero
Fan Interaction Specialist .....	Peter Boraks
Mascot Coordinator .....	Gus Olson
Game Presentation & Entertainment Coordinator .....	Candace Coonrod
Manager, Event Presentation .....	Sarah Bailey
Event Presentation Coordinator .....	Kameron Turner
Mobile Experience Coordinator .....	Bryan Pak
Dance Team Manager .....	Paige Carter
Events & Entertainment Administrative Assistant .....	Megan Wilkinson
Producer, Media Production .....	Bill Hooker
Video Production Manager .....	Jase Chilcoat
Motion Graphics Designer & Videographer .....	Sharvil Salve
Motion Graphics Animator / Editor .....	KJ Campbell, Davis Pruett

### FINANCE

Controller .....	Stacy Blomstrom
Assistant Controller .....	Sarah Amyx
Revenue Accountant .....	Ashley Karther
Accounts Payable Specialist .....	Katherine Logan

## 2019-20 THUNDER BUSINESS OPERATIONS



### GUEST RELATIONS

Director, Guest Relations .....	Joy Dyer
Manager, Guest Relations .....	Katie Fuelling
Guest Experience Coordinator .....	Alexandra McCurdy
Guest Relations Training & Development Coordinator .....	Brandi Abercrombie
Guest Relations Research Coordinator .....	Sydney Hale
Guest Relations Assistant .....	Rylea Kilburn

### HUMAN RESOURCES

Director, Human Resources .....	Katrina Wiley
Payroll Specialist .....	Carla Root
HR & Payroll Coordinator .....	Amy Neff
Benefits Helpdesk Assistant .....	Paulina Panduro

### INFORMATION TECHNOLOGY

Director of Technology .....	Tyler Lane
Manager, Information Technology .....	Joshua Shoffner
IT Applications Coordinator .....	Todd Lawson
IT Systems Analyst .....	Tanner Jean
IT Support Specialist .....	Taylor Gary

### INTERACTIVE MEDIA & PUBLICATIONS

Director, Interactive Media & Publications .....	Ron Matthews
Front-End Developer & Manager of Digital Products .....	Joseph Crall
Digital Content Reporter .....	Paris Lawson
Websites & Publications Coordinator .....	Matt Bishop, Jimmy Do
Team Photographer .....	Zachary Beeker

### MARKETING

Director, Marketing & Brand Management .....	Dawn Turner
Manager, Brand Marketing .....	Erin Lewis
Manager, Marketing Services .....	Kaylee Lonsinger
Marketing Services Coordinator .....	Zach Karis
Advertising Coordinator .....	Kaitlin Smith
Marketing Coordinator .....	Estee Baskerville
Manager, Fan Development .....	Michelle Matthews
Fan Development Coordinator .....	Ashley Barnett
Graphic Design Services Manager .....	Brandon Ankney
Senior Graphic Designer .....	Krystal Jones
Graphic Designer .....	Micah Fryslie, Robert Poulain, Rachael Wheat
Digital Designer .....	Ryan Stamps

### PREMIUM SALES

Manager, Premium Sales .....	Kyle Cofer
Account Executive, Premium Sales .....	Cole Douglas, Clay Shewey

### SEASON TICKET MEMBER RETENTION

Director, Season Ticket Retention & Premium Account Services .....	Chris Sorrels
Manager, Season Ticket Retention .....	Brent Coffman
Manager, Courtside Services .....	Jessica Edwards
Manager, Suite Services .....	Rayna Stewart
Senior Account Manager .....	Rachel Bradley, Nicole Doyle
Season Ticket Account Manager .....	Scott Brinson, Meagan Fennell, Laura Flinton, Sarah Jackson, Matt McCall, Derek Murray, Chelsey Olson, Taylor Turner

### SOCIAL MEDIA

Director, Social Media .....	Paul Bae
Social Media Coordinator .....	Coby Van Loan

### TICKET OPERATIONS & BUSINESS INTELLIGENCE

Director, Business Intelligence and Ticket Strategy .....	Karlis Kezbers
Manager, Ticket Operations .....	Becky Bauman
Manager, Premium Ticket Operations .....	Kristy Factor
Ticket Operations Coordinator .....	Clark Wamre
Business Intelligence Analyst .....	Danielle Brown, Will Clayton, Chris Hagner

### TICKET SALES

Director, Ticket and Premium Sales .....	Travis Herman
Manager, Group & Season Ticket Sales .....	Mac Maddox
Account Executive, Season Ticket Sales .....	Chris Kade, Jennifer Young
Account Executive, Group Sales .....	Terah Bernardi, Ryan Hock, Alex Morrow
Group Events & Ticket Sales Coordinator .....	Amanda Ligon
Manager, Inside Sales and Development Team Sales .....	Justin Jordan
Inside Sales Representative .....	Forrest Gandall, Kaitlyn Haelzie, Victoria Jackson
Account Executive, Development Team Sales .....	Shawn LaFever, Taylor Richards, Shawn Stefanski, Melissa Vara
	Joseph Absher, Braxton Ball, Kaslin Burchardt, Austin Ryan

## 2018-19 REGULAR SEASON REVIEW

## 2018-19 REGULAR SEASON STATISTICS



### 2018-19 FINAL STATISTICS (49-33)

PLAYER	G	GS	MIN	-FIELD GOALS-			-3-POINT FG--			-FREE THROWS-			--REBOUNDS--			AST	PF	DQ	STL	TO	BLK	PTS	AVG
				FG	FGA	PCT	FG	FGA	PCT	FT	FTA	PCT	OFF	DEF	TOT								
George	77	77	2841	707	1614	.438	292	757	.386	453	540	.839	105	523	628	318	214	3	170	205	34	2159	28.0
Westbrook	73	73	2630	630	1473	.428	119	411	.290	296	451	.656	109	698	807	784	245	5	142	325	33	1675	22.9
Schroder	79	14	2314	457	1104	.414	124	364	.341	186	227	.819	38	246	284	323	189	1	65	172	12	1224	15.5
Adams	80	80	2669	481	809	.595	0	2	.000	146	292	.500	391	369	760	124	204	3	117	135	76	1108	13.9
Grant	80	77	2612	409	823	.497	115	293	.392	157	221	.710	96	321	417	79	214	2	61	67	100	1090	13.6
Morris (TOT)	58	16	1271	204	484	.421	68	203	.335	71	92	.772	61	204	265	79	175	4	36	54	22	547	9.4
Morris (OKC)	24	1	387	61	156	.391	20	59	.339	14	19	.737	20	71	91	19	58	0	11	7	2	156	6.5
Ferguson	74	74	1931	185	431	.429	106	290	.366	37	51	.725	33	108	141	72	231	3	40	47	16	513	6.9
Abrines	31	2	588	56	157	.357	41	127	.323	12	13	.923	5	43	48	20	53	0	17	14	6	165	5.3
Noel	77	2	1055	162	276	.587	0	0	---	54	79	.684	127	198	325	45	166	3	66	48	96	378	4.9
Fellon	33	0	379	55	135	.407	20	61	.328	12	13	.923	4	30	34	52	29	0	10	14	6	142	4.3
Nader	61	1	694	91	215	.423	32	100	.320	27	36	.750	14	102	116	20	68	0	20	26	12	241	4.0
Diallo	51	3	526	75	165	.455	4	24	.167	36	59	.610	38	59	97	17	77	0	21	23	10	190	3.7
Patterson	63	5	861	82	219	.374	46	137	.336	19	30	.633	42	105	147	31	46	0	16	22	13	229	3.6
Burton	32	0	240	33	82	.402	8	27	.296	8	12	.667	4	24	28	9	31	0	6	9	8	82	2.6
Luwawu-Cabarrot	21	1	123	13	43	.302	5	22	.227	4	6	.667	4	14	18	4	14	0	4	5	1	35	1.7
Evans (TOT)	8	0	64	3	14	.214	0	3	.000	0	0	---	1	11	12	10	8	0	3	6	0	6	0.8
Evans (OKC)	1	0	1	0	1	.000	0	1	.000	0	0	---	0	0	0	0	0	0	0	0	0	0	0.0
Davis	1	0	1	0	1	.000	0	0	---	0	0	---	1	0	1	0	0	0	0	0	0	0	0.0
Grantham	3	0	2	0	2	.000	0	2	.000	0	0	---	0	0	0	0	0	0	0	0	0	0	0.0
THUNDER	82	-	19855	3497	7706	.454	932	2677	.348	1461	2049	.713	1031	2911	3942	1917	1839	20	766	1145	425	9387	114.5
OPPONENTS	82	-	19855	3343	7272	.460	922	2582	.356	1500	1971	.761	811	2936	3747	2039	1844	10	672	1372	415	9108	111.1

### 2018-19 FINAL HOME GAME STATISTICS (27-14)

PLAYER	G	GS	MIN	-FIELD GOALS-			-3-POINT FG--			-FREE THROWS-			--REBOUNDS--			AST	PF	DQ	STL	TO	BLK	PTS	AVG
				FG	FGA	PCT	FG	FGA	PCT	FT	FTA	PCT	OFF	DEF	TOT								
George	39	39	1416	350	778	.450	154	367	.420	206	248	.831	54	262	316	166	108	1	84	101	20	1060	27.2
Westbrook	37	37	1323	315	759	.415	65	213	.305	167	245	.682	60	359	419	403	125	2	67	166	15	862	23.3
Grant	40	39	1313	209	431	.485	64	164	.390	82	114	.719	43	164	207	40	99	0	25	32	51	564	14.1
Adams	40	40	1335	244	413	.591	0	1	.000	70	152	.461	196	183	379	69	86	1	59	68	35	558	14.0
Schroder	40	6	1124	200	517	.387	52	172	.302	86	105	.819	12	109	121	169	93	1	31	87	6	538	13.5
Morris (TOT)	28	9	602	93	219	.425	31	87	.356	42	50	.840	29	92	121	38	80	2	22	22	15	259	9.3
Morris (OKC)	13	1	193	30	82	.366	8	30	.267	12	15	.800	11	28	39	10	30	0	8	1	2	80	6.2
Ferguson	37	37	999	100	230	.435	52	147	.354	25	33	.758	19	56	75	38	110	2	28	26	8	277	7.5
Noel	39	1	542	87	147	.592	0	0	---	28	40	.700	67	96	163	25	85	2	29	22	42	202	5.2
Abrines	16	2	287	22	67	.328	17	55	.309	10	11	.909	4	26	30	11	26	0	11	7	4	71	4.4
Patterson	31	2	462	48	103	.466	29	67	.433	10	15	.667	18	58	76	19	26	0	10	12	4	135	4.4
Diallo	23	0	221	38	79	.481	2	12	.167	16	25	.640	11	24	35	5	35	0	12	10	6	94	4.1
Nader	32	0	337	46	102	.451	15	46	.326	18	23	.783	5	44	49	8	35	0	9	9	4	125	3.9
Burton	20	0	171	27	62	.435	8	21	.381	6	10	.600	2	15	17	5	15	0	5	5	8	68	3.4
Fellon	17	0	169	22	58	.379	8	23	.348	4	4	1.000	2	8	10	20	15	0	6	6	2	56	3.3
Luwawu-Cabarrot	12	1	46	1	15	.067	1	10	.100	1	2	.500	1	6	7	1	7	0	2	3	1	4	0.3
Davis	1	0	1	0	1	.000	0	0	---	0	0	---	1	0	1	0	0	0	0	0	0	0	0.0
Evans (TOT)	3	0	21	0	3	.000	0	2	.000	0	0	---	1	6	7	5	5	0	1	1	0	0	0.0
Grantham	1	0	2	0	1	.000	0	1	.000	0	0	---	0	0	0	0	0	0	0	0	0	0	0.0
TEAM	41	-	9940	1739	3845	.452	475	1329	.357	741	1042	.711	506	1438	1944	989	895	9	386	570	208	4694	114.5
OPPONENTS	41	-	9940	1652	3614	.457	464	1310	.354	727	951	.764	395	1462	1857	985	930	7	336	713	210	4495	109.6

### 2018-19 FINAL ROAD GAME STATISTICS (22-19)

PLAYER	G	GS	MIN	-FIELD GOALS-			-3-POINT FG--			-FREE THROWS-			--REBOUNDS--			AST	PF	DQ	STL	TO	BLK	PTS	AVG
				FG	FGA	PCT	FG	FGA	PCT	FT	FTA	PCT	OFF	DEF	TOT								
George	38	38	1426	357	836	.427	138	390	.354	247	292	.846	51	261	312	152	106	2	86	104	14	1099	28.9
Westbrook	36	36	1307	315	714	.441	54	198	.273	129	206	.626	49	339	388	381	120	3	75	159	18	813	22.6
Schroder	39	8	1189	257	587	.438	72	192	.375	100	122	.820	26	137	163	154	96	0	34	85	6	686	17.6
Adams	40	40	1335	237	396	.598	0	1	.000	76	140	.543	195	186	381	55	118	2	58	67	41	550	13.8
Grant	40	38	1299	200	392	.510	51	129	.395	75	107	.701	53	157	210	39	115	2	36	35	49	526	13.2
Morris (TOT)	30	7	668	111	265	.419	37	116	.319	29	42	.690	32	112	144	41	95	2	14	32	7	288	9.6
Morris (OKC)	11	0	195	31	74	.419	12	29	.414	2	4	.500	9	43	52	9	28	0	3	6	0	76	6.9
Ferguson	37	37	932	85	201	.423	54	143	.378	12	18	.667	14	52	66	34	121	1	12	21	8	236	6.4
Abrines	15	0	301	34	90	.378	24	72	.333	2	2	1.000	1	17	18	9	27	0	6	7	2	94	6.3
Fellon	16	0	210	33	77	.429	12	38	.316	8	9	.889	2	22	24	32	14	0	4	8	4	86	5.4
Noel	38	1	514	75	129	.581	0	0	---	26	39	.667	60	102	162	20	81	1	37	26	54	176	4.6
Nader	29	1	356	45	113	.398	17	54	.315	9	13	.692	9	58	67	12	33	0	11	17	8	116	4.0
Luwawu-Cabarrot	9	0	77	12	28	.429	4	12	.333	3	4	.750	3	8	11	3	7	0	2	2	0	31	3.4
Diallo	28	3	306	37	86	.430	2	12	.167	20	34	.588	27	35	62	12	42	0	9	13	4	96	3.4
Patterson	32	3	398	34	116	.293	17	70	.243	9	15	.600	24	47	71	12	20	0	6	10	9	94	
Evans (TOT)	5	0	3	3	11	.273	0	1	.000	0	---	0	5	5	3	0	0	0	0	0	0	6	1.2
Evans (OKC)	1	0	1	0	1	.000	0	1	.000	0	---	0	0	0	0	0	0	0	0	0	0	0	0.0
Burton	12	0	69	6	20	.300	0	6	.000	2	2	1.000	2	9	11	4	16	0	1	4	0	14	1.2
Grantham	2	0	1	0	1	.000	0	1	.000	0	---	0	0	0	0	0	0	0	0	0	0	0	0.0
TEAM	41	-	9915	1758	3861	.455	457	1348	.339	720	1007	.715	525	1473	1998	928	944	11	380	575	217	4693	114.5
OPPONENTS	41	-	9915	1691	3681	.462	458	1282	.357	773	1020	.758	416	1474	1890	1054	914	3	336	659	205	4693	114.5



## 2018-19 MISCELLANEOUS STATISTICS

### THUNDER VS. THE NBA IN 2018-19

	RECORD	HOME	ROAD	OT
<b>OVERALL</b>	<b>49-33</b>	<b>27-14</b>	<b>22-19</b>	<b>2-3</b>
Atlantic	6-4	2-3	4-1	0-1
Central	8-2	5-0	3-2	
Southeast	7-3	3-2	4-1	
<b>EASTERN</b>	<b>21-9</b>	<b>10-5</b>	<b>11-4</b>	<b>0-1</b>
Southwest	9-9	8-1	1-8	0-1
Northwest	9-7	4-4	5-3	2-0
Pacific	10-8	5-4	5-4	0-1
<b>WESTERN</b>	<b>28-24</b>	<b>17-9</b>	<b>11-15</b>	<b>2-2</b>

Head Coach: Billy Donovan

Overall: 4 Years 199 Won 129 Lost 607 Pct.

W/Club: 4 Years 199 Won 129 Lost 607 Pct.

### TEAM WINNING AND LOSING STREAKS

#### TEAM WINNING & LOSING STREAKS:

OVERALL	HOME	ROAD
Win - 5	Win - 3	Win - 2
Long: Win-7	Win-7	Win-4
Loss-4	Loss-3	Loss-4
Last: Win-04/10 @ MIL 127-116 Win-04/09 vs HOU 112-111 Win -04/10 @ MIL 127-116		
Loss-03/31 vs DAL 103-106 Loss-03/31 vs DAL 103-106 Loss-03/25 @ MEM 103-115		

	WON	LOST	OFFENSE	VsOPP	HOME ATTENDANCE
Oct.	2	4			
Nov.	12	3	100+ 45-26	If Opp W/L to date:	41 Games
Dec.	9	6	100< 4-7	.500+ 24-17	746,350 Total
Jan.	9	5	Defense .500-25-15	18,204	Average
Feb.	6	5	100+ 38-33	18,230	High
Mar.	6	10	100< 11-0	41 Sellouts	
Apr.	5				

### THUNDER MARGINS OF VICTORY/DEFEAT

After 82 games last season: W 48 L 34

MARGINS	1	2	3	4	5	6	7	8	9	10	11	12	13	14	15	16	17	18	19	20	21	22	23
Won By:	3	3	2	2	5	3	2	6	3	1	1	1	1	3	2	3	1	1	1	1			
Lost By:	5	2	4	1	1	2	2	4	2	3	1	1	1	2	1	1							
	24	25	26	27	28	29	30	31	32	33	34	35	36	37	38	39	40	41	42	43	44	45	46+
Won By:	2	1	1																				
Lost By:																							

At Start Of:	OVERALL	HOME	ROAD	FG%	OVERALL	HOME	ROAD
2nd- Ahead:30-6	16-2	14-4	-44%	16-22	7-11	9-11	
-Behind:	15-25	9-12	6-13	45-49%	19-9	13-2	6-7
-Tied:	4-2	2-0	2-2	50-54%	13-2	7-1	6-1
3rd- Ahead:31-5	16-2	15-3	55-59%	1-0	0-0	1-0	
-Behind:	17-27	10-11	7-16	+60%	0-0	0-0	0-0
-	Tied:	1-1	1-1	0-0			
4th- Ahead:	39-7	24-1	15-6				
-Behind:	9-26	3-13	6-13				
-Tied:	1-0	0-0	1-0				

## 2018-19 GAME-BY-GAME RESULTS



Date	Opponent	Team/Opp	Home	Road	Total	High Scoring	High Rebounds	High Assists	Opponent Scoring	Atten
Oct 16	@Golden State	L100-108	0-0	0-1	0-1	George-27	Adams-11	Schroder-6	Curry-32	19,596
Oct 19	@L.A. Clipper	L92-108	0-0	0-2	0-2	George-20	Adams-18	Schroder-8	Harris/Gallinari-26	14,816
Oct 21	SACRAMENTO	L120-131	0-1	0-2	0-3	Westbrook-32	Adams-14	Schroder/Westbrook-8	Shumpert-26	18,203
Oct 25	BOSTON	L95-101	0-2	0-2	0-4	George-22	Westbrook-15	Westbrook-8	Tatum-24	18,203
Oct 28	PHOENIX	W117-110	1-2	0-2	1-4	George/Westbrook-23	Noel-15	Schroder/Westbrook-7	Okobo/Warren-18	18,203
Oct 30	LA CLIPPERS	W128-110	2-2	0-2	2-4	George/Westbrook-32	George-12	Westbrook-8	Gallinari-27	18,203
Nov 1	@Charlotte	W111-107	2-2	1-2	3-4	Westbrook-29	Adams-12	Westbrook-10	Monk/Walker-21	14,583
Nov 2	@Washington	W134-111	2-2	2-2	4-4	Westbrook-23	Noel-7	Westbrook-12	Beal-27	20,409
Nov 5	NEW ORLEANS	W122-116	3-2	2-2	5-4	George-23	Adams-8	Westbrook-9	Randle-26	18,203
Nov 7	@Cleveland	W95-86	3-2	3-2	6-4	Schroder-28	Adams-13	Tied with-2	Sexton-15	19,432
Nov 8	HOUSTON	W98-80	4-2	3-2	7-4	George-20	George-11	George-6	Harden-19	18,203
Nov 10	@Dallas	L96-111	4-2	3-3	7-5	George/Adams-20	George/Adams-13	George-6	Doncic-22	19,818
Nov 12	PHOENIX	W118-101	5-2	3-3	8-5	George-32	Grant/George-8	Schroder-9	Warren-21	18,203
Nov 14	NEW YORK	W128-103	6-2	3-3	9-5	George-35	George-7	Schroder-12	Hardaway-20	18,203
Nov 17	@Phoenix	W110-100	6-2	4-3	10-5	George-32	George-11	Schroder-7	Warren-23	16,376
Nov 19	@Sacramento	L113-117	6-2	4-4	10-6	Westbrook-29	Adams-15	Westbrook-7	Hield-25	16,250
Nov 21	@Golden State	W123-95	6-2	5-4	11-6	Schroder-32	Grant/Adams/Westbrook-11	Westbrook-13	Durant/Thompson-27	19,596
Nov 23	CHARLOTTE	W109-104	7-2	5-4	12-6	Westbrook-30	Westbrook-12	Westbrook-8	Walker-25	18,203
Nov 24	DENVER	L98-105	7-3	5-4	12-7	George-24	Adams-14	Westbrook-12	Murray-22	18,203
Nov 28	CLEVELAND	W100-83	8-3	5-4	13-7	Westbrook-23	Westbrook-18	Westbrook-15	Clarkson-25	18,203
Nov 30	ATLANTA	W124-109	9-3	5-4	14-7	Westbrook-23	Adams-13	Westbrook-10	Len/Collins-19	18,203
Dec 3	@Detroit	W110-83	9-3	6-4	15-7	Adams-21	George-10	Schroder/Westbrook-6	Griffin-20	14,372
Dec 5	@Brooklyn	W114-112	9-3	7-4	16-7	George-47	George/Westbrook-15	Westbrook-17	Crabbe-22	13,161
Dec 7	@Chicago	L112-114	9-3	7-5	16-8	Westbrook-24	Westbrook-17	Westbrook-13	LaVine-25	19,842
Dec 10	UTAH	W122-113	10-3	7-5	17-8	George-31	Westbrook-11	Westbrook-10	Mitchell-19	18,203
Dec 12	@New Orleans	L114-118	10-3	7-6	17-9	George-25	George-11	Westbrook-7	Davis-44	14,450
Dec 14	@Denver	L98-109	10-3	7-7	17-10	George-32	Adams/Westbrook-14	Westbrook-8	Jokic-24	19,520
Dec 15	L.A. CLIPPERS	W110-104	11-3	7-7	18-10	George-33	Westbrook-9	Westbrook-12	Gallinari-28	18,203
Dec 17	CHICAGO	W121-96	12-3	7-7	19-10	George-24	Westbrook-16	Westbrook-11	Markkanen/Portis-16	18,203
Dec 19	@Sacramento	W132-113	12-3	8-7	20-10	George-43	Adams-23	Westbrook-17	Hield-37	17,583
Dec 22	@Utah	W107-106	12-3	9-7	21-10	George-43	George-14	Westbrook-9	Mitchell/ Gobert-20	18,306
Dec 23	MINNESOTA	L112-114	12-4	9-7	21-11	George-31	George-12	Westbrook-10	Wiggins-30	18,203
Dec 25	@Houston	L109-113	12-4	9-8	21-12	George-28	George-14	Westbrook-9	Harden-41	18,055
Dec 28	@Phoenix	W118-102	12-4	10-8	22-12	Westbrook-40	Adams-13	Westbrook-8	Booker-25	18,055
Dec 30	@Dallas	L103-105	12-4	10-9	22-13	George-36	Adams/Westbrook-9	Westbrook-8	Doncic-25	20,380
Dec 31	DALLAS	W122-102	13-4	10-9	23-13	Westbrook-32	Adams-13	Westbrook-11	Barnes-25	18,203
Jan 2	@L.A. Lakers	W107-100	13-4	11-9	24-13	George-37	Westbrook-16	Westbrook-10	Caldwell-Pope-25	18,997
Jan 4	@Portland	W111-109	13-4	12-9	25-13	George-37	Adams-12	Westbrook-7	Lillard-23	19,393
Jan 6	WASHINGTON	L98-116	13-5	12-9	25-14	Westbrook-22	Westbrook-15	Westbrook-13	Beal-25	18,203
Jan 8	MINNESOTA	L117-119	13-6	12-9	25-15	George-27	Adams-12	Westbrook-16	Wiggins-40	18,203
Jan 10	@San Antonio	L147-154(2OT)13-6	12-10	25-16		George-30	Westbrook-13	Westbrook-24	Aldridge-56	18,354
Jan 12	SAN ANTONIO	W122-112	14-6	12-10	26-16	Westbrook-24	George-11	Westbrook-7	Belinelli-24	18,203
Jan 15	@Atlanta	L126-142	14-6	12-11	26-17	Westbrook-31	George-8	Westbrook-11	Collins-26	15,045
Jan 17	L.A. LAKERS	L128-138(OT)14-7	12-11	26-18		George-27	Adams-15	Westbrook-13	Kuzma-32	18,203



## 2018-19 GAME-BY-GAME RESULTS

Date	Opponent	Team/Opp	Home	Road	Total	High Scoring	High Rebounds	High Assists	Opponent Scoring	Atten
Jan 19	@Philadelphia	W117-115	14-7	13-11	27-18	George-31	Westbrook-10	Westbrook-6	Embiid-31	20,646
Jan 21	@New York	W127-109	14-7	14-11	28-18	George-31	Westbrook-10	Westbrook-9	Hardaway-23	19,493
Jan 22	PORTLAND	W123-114	15-7	14-11	29-18	George-36	Westbrook-10	Westbrook-14	Lillard-34	18,203
Jan 24	NEW ORLEANS	W122-116	16-7	14-11	30-18	Westbrook/George-23	Westbrook-17	Westbrook-16	Holiday-22	18,203
Jan 27	MILWAUKEE	W118-112	17-7	14-11	31-18	George-36	George/Westbrook-13	Westbrook-11	Antetokounmpo-27	18,203
Jan 29	@Orlando	W126-117	17-7	15-11	32-18	George-37	Westbrook-14	Westbrook-14	Vucevic-27	16,341
Feb 1	@Miami	W118-102	17-7	16-11	33-18	George-43	Westbrook-12	Westbrook-14	Olynyk-21	19,600
Feb 3	@Boston	L129-134	17-7	16-12	33-19	George-37	Westbrook-12	Westbrook-16	Irving-30	18,624
Feb 5	ORLANDO	W132-122	18-7	16-12	34-19	George-39	Westbrook-15	Westbrook-16	Ross-26	18,203
Feb 7	MEMPHIS	W117-95	19-7	16-12	35-19	George-27	Westbrook-13	Westbrook-15	Jackson-27	18,203
Feb 9	@Houston	W117-112	19-7	17-12	36-19	George-45	Westbrook-12	Westbrook-11	Harden-42	18,061
Feb 11	PORTLAND	W120-111	20-7	17-12	37-19	George-47	Westbrook-14	Westbrook-11	Lillard-31	18,203
Feb 14	@New Orleans	L122-131	20-7	17-13	37-20	Westbrook-44	Westbrook-14	Westbrook-11	Randle-33	15,686
Feb 22	UTAH	W148-147(OT)	21-7	17-13	38-20	George-45	Westbrook-15	Westbrook-8	Mitchell-38	18,203
Feb 23	SACRAMENTO	L116-119	21-8	17-13	38-21	Westbrook-41	George-13	George-5	Hield-34	18,203
Feb 26	@Denver	L112-121	21-8	17-14	38-22	George-25	Westbrook-14	Westbrook-9	Jokic-36	18,378
Feb 28	PHILADELPHIA	L104-108	21-9	17-14	38-23	Grant-23	Adams-14	Westbrook-11	Harris/Westbrook-32	18,203
Mar 2	@San Antonio	L102-116	21-9	17-15	38-24	Westbrook-19	Adams-13	Westbrook-8	Aldridge-27	18,439
Mar 3	MEMPHIS	W99-95	22-9	17-15	39-24	Westbrook-22	Adams-22	Schroder-6	Bradley-27	18,203
Mar 5	@Minnesota	L120-131	22-9	17-16	39-25	Westbrook-38	Westbrook-13	Westbrook-6	Towns-41	15,728
Mar 7	@Portland	W129-121(OT)	22-9	18-16	40-25	Westbrook-37	George-14	George-6	Lillard-51	20,037
Mar 8	@L.A. Clipper	L110-118	22-9	18-17	40-26	Westbrook-32	Adams-10	Westbrook-7	Williams-40	17,915
Mar 11	@Utah	W98-89	22-9	19-17	41-26	Schroder-24	George/Westbrook-11	Westbrook-8	Mitchell-25	18,306
Mar 13	BROOKLYN	W108-96	23-9	19-17	42-26	Westbrook-31	Westbrook-12	Westbrook-11	Dinwiddie-25	18,203
Mar 14	@Indiana	L106-108	23-9	19-18	42-27	George-36	Westbrook-14	Westbrook-11	Sabonis-26	16,656
Mar 16	GOLDEN STATE	L88-110	23-10	19-18	42-28	George-29	George-13	Westbrook-9	Curry-33	18,203
Mar 18	MIAMI	L107-116	23-11	19-18	42-29	George-31	Adams-12	Schroder-6	Dragic-26	18,203
Mar 20	TORONTO	L114-123(OT)	23-12	19-18	42-30	Westbrook-42	Grant-14	Westbrook/George-6	Siakam-33	18,203
Mar 22	@Toronto	W116-109	23-12	20-18	43-30	George-28	Westbrook-12	Westbrook-13	Leonard-37	20,014
Mar 25	@Memphis	L103-115	23-12	20-19	43-31	George-30	George-12	Westbrook-7	Cabocelo-24	15,144
Mar 27	INDIANA	W107-99	24-12	20-19	44-31	George-31	Adams-12	Westbrook-12	Bogdanovic-28	18,203
Mar 29	DENVER	L105-115	24-13	20-19	44-32	Westbrook-27	George/Westbrook-9	Westbrook-9	Murray-27	18,230
Mar 31	DALLAS	L103-106	24-14	20-19	44-33	George-27	Adams-15	Westbrook-11	Burke-25	18,203
Apr 2	L.A. LAKERS	W119-103	25-14	20-19	45-33	Grant-22	Westbrook-20	Westbrook-21	Caldwell-Pope-23	18,203
Apr 5	DETROIT	W123-110	26-14	20-19	46-33	George-30	Adams-14	Westbrook-15	Griffin-45	18,203
Apr 7	@Minnesota	W132-126	26-14	21-19	47-33	George/Westbrook-27	Westbrook-10	Westbrook-15	Towns-35	18,978
Apr 9	HOUSTON	W112-111	27-14	21-19	48-33	Westbrook-29	Adams-13	Westbrook-10	Harden-39	18,203
Apr 10	@Milwaukee	W127-116	27-14	22-19	49-33	Schroder-32	Westbrook-11	Westbrook-17	Frazier-29	18,082
Apr 14	@Portland	L99-104	0-0	0-1	0-1	George-26	George/Westbrook-10	Westbrook-10	Lillard-30	19,886
Apr 16	@Portland	L94-114	0-0	0-2	0-2	George-27	Adams/Westbrook-9	Westbrook-11	McCollum-33	20,041
Apr 19	PORTLAND	W120-108	1-0	0-2	1-2	Westbrook-33	Adams-7	Westbrook-11	Lillard-32	18,203
Apr 21	PORTLAND	L98-111	1-1	0-2	1-3	George-32	George-10	Westbrook-7	McCollum-27	18,203
Apr 23	@Portland	L115-118	1-1	0-3	1-4	George-36	Westbrook-12	Westbrook-14	Lillard-50	20,241

## 2018-19 GAME-BY-GAME STATISTICS



Date	TM	@	OPP	WL	O	G	MIN	FG	FGA	FG%	FG3	FG3A	FG3%	FT	FTA	FT%	OREB	DREB	REB	AST	PF	DQ	STL	TO	BLK	PTS	PPG
10/16	OKC	@	GS	L	-	1	240	33	91	.363	10	37	.270	24	37	.649	16	29	45	21	21	0	12	15	6	100	100.0
10/19	OKC	@	LAC	L	-	2	240	34	95	.358	7	33	.212	17	23	.739	15	37	52	18	29	1	5	13	4	92	96.0
10/21	OKC	V	SAC	L	-	3	240	46	104	.442	9	39	.231	19	30	.633	18	33	51	23	29	1	11	18	9	120	104.0
10/25	OKC	v	BOS	L	-	4	240	37	94	.394	7	28	.250	14	25	.560	16	41	57	19	27	0	5	16	6	95	101.8
10/28	OKC	V	PHO	W	-	5	240	43	85	.506	7	24	.292	24	35	.686	9	34	43	22	24	0	16	15	3	117	104.8
10/30	OKC	v	LAC	W	-	6	240	48	94	.511	9	17	.529	23	32	.719	9	32	41	19	35	1	16	17	6	128	108.7
11/01	OKC	@	CHA	W	-	7	240	41	96	.427	8	37	.216	21	29	.724	14	35	49	20	21	0	12	10	9	111	109.0
11/02	OKC	@	WAS	W	-	8	240	49	86	.570	15	32	.469	21	26	.808	7	31	38	34	20	0	13	13	5	134	112.1
11/05	OKC	V	NO	W	-	9	240	45	93	.484	10	27	.370	22	31	.710	9	32	41	26	23	0	15	12	3	122	113.2
11/07	OKC	@	CLE	W	-	10	240	35	84	.417	7	27	.259	18	26	.692	7	37	44	10	23	0	13	12	9	95	111.4
11/08	OKC	V	HOU	W	-	11	240	36	81	.444	9	37	.243	17	24	.708	13	39	52	18	16	0	10	15	4	98	110.2
11/10	OKC	@	DAL	L	-	12	240	38	97	.392	9	34	.265	11	18	.611	26	27	53	17	19	0	9	16	2	96	109.0
11/12	OKC	V	PHO	W	-	13	240	43	92	.467	13	27	.481	19	20	.950	12	30	42	23	15	0	12	14	6	118	109.7
11/14	OKC	v	NY	W	-	14	240	51	95	.537	16	33	.485	10	12	.833	13	34	47	32	21	0	11	16	7	128	111.0
11/17	OKC	@	PHO	W	-	15	240	38	85	.447	7	24	.292	27	32	.844	14	38	52	17	20	0	9	18	7	110	110.9
11/19	OKC	@	SAC	L	-	16	240	45	108	.417	12	41	.293	11	16	.688	13	40	53	22	22	0	8	13	3	113	111.1
11/21	OKC	@	GS	W	-	17	240	51	106	.481	13	35	.371	8	15	.533	18	43	61	29	23	0	10	10	5	123	111.8
11/23	OKC	v	CHA	W	-	18	240	41	93	.441	11	33	.333	16	24	.667	11	35	46	24	18	0	6	14	2	109	111.6
11/24	OKC	V	DEN	L	-	19	240	37	103	.359	9	39	.231	15	23	.652	19	35	54	22	24	0	9	10	5	98	110.9
11/28	OKC	v	CLE	W	-	20	240	41	86	.477	6	27	.222	12	15	.800	8	42	50	25	18	0	5	13	11	100	110.4
11/30	OKC	V	ATL	W	-	21	240	46	88	.523	18	41	.439	14	15	.933	7	39	46	30	24	0	12	22	7	124	111.0
12/03	OKC	@	DET	W	-	22	240	43	85	.506	7	25	.280	17	20	.850	6	46	52	23	24	0	10	17	8	110	111.0
12/05	OKC	@	BRK	W	-	23	240	43	99	.434	13	38	.342	15	26	.577	17	43	60	28	23	0	8	13	6	114	111.1
12/07	OKC	@	CHI	L	-	24	240	43	94	.457	10	28	.357	16	24	.667	14	37	51	25	22	0	12	22	6	112	111.1
12/10	OKC	V	UTA	W	-	25	240	43	85	.506	8	21	.381	28	39	.718	12	31	43	25	26	0	12	18	2	122	111.6
12/12	OKC	@	NO	L	-	26	240	42	87	.483	13	43	.302	17	27	.630	9	30	39	23	27	0	10	18	6	114	111.7
12/14	OKC	@	DEN	L	-	27	240	37	90	.411	7	19	.368	17	29	.586	19	24	43	14	17	0	9	13	4	98	111.1
12/15	OKC	v	LAC	W	-	28	240	42	90	.467	9	22	.409	17	24	.708	9	31	40	26	20	0	13	12	7	110	111.1
12/17	OKC	V	CHI	W	-	29	240	43	89	.483	8	21	.381	27	33	.818	17	32	49	24	21	0	14	20	2	121	111.4
12/19	OKC	@	SAC	W	-	30	240	51	102	.500	13	32	.406	17	27	.630	18	48	66	27	24	0	8	18	6	132	112.1
12/22	OKC	@	UTA	W	-	31	240	42	89	.472	9	25	.360	14	22	.636	8	43	51	19	21	1	11	17	5	107	112.0
12/23	OKC	v	MIN	L	-	32	240	43	90	.478	9	25	.360	17	22	.773	9	36	45	17	27	1	4	14	10	112	112.0
12/25	OKC	@	HOU	L	-	33	240	43	98	.439	9	30	.300	14	21	.667	18	34	52	23	22	0	12	15	11	109	111.9
12/28	OKC	@	PHO	W	-	34	240	51	95	.537	7	20	.350	9	13	.692	11	38	49	22	13	0	12	17	4	118	112.1
12/30	OKC	@	DAL	L	-	35	240	40	93	.430	9	38	.237	14	21	.667	7	32	39	17	23	0	15	11	2	103	111.8
12/31	OKC	v	DAL	W	-	36	240	46	103	.447	6	24	.250	24	35	.686	11	35	46	22	30	0	13	10	3	122	112.1
01/02	OKC	@	LAL	W	-	37	240	40	105	.381	7	31	.226	20	31	.645	17	47	64	22	24	0	8	11	5	107	111.9
01/04	OKC	@	POR	W	-	38	240	40	94	.426	8	25	.320	23	26	.885	11	38	49	18	21	1	9	11	6	111	111.9
01/06	OKC	V	WAS	L	-	39	240	38	88	.432	10	25	.400	12	19	.632	7	34	41	22	17	0	8	15	3	98	111.6
01/08	OKC	v	MIN	L	-	40	240	43	85	.506	12	30	.400	19	26	.731	10	33	43	22	30	0	4	16	5	117	111.7
01/10	OKC	@	SA	L	2	41	290	58	114	.509	15	35	.429	16	24	.667	14	35	49	33	24	1	8	13	5	147	112.2



## 2018-19 GAME-BY-GAME STATISTICS

DATE	TM	@	OPP	WL	O	G	MIN	FG	FGA	FG%	FG3	FG3A	FG3%	FT	FTA	FT%	OREB	DREB	REB	AST	PF	DQ	STL	TO	BLK	PTS	PPG
01/12	OKC	V	SA	W	-	42	240	43	93	.462	11	23	.478	25	29	.862	7	40	47	27	16	0	10	7	5	122	112.8
01/15	OKC	@	ATL	L	-	43	240	43	94	.457	9	32	.281	31	41	.756	15	25	40	22	18	0	16	12	3	126	113.1
01/17	OKC	V	LAL	L	1	44	265	41	104	.394	22	54	.407	24	36	.667	15	29	44	31	22	0	10	15	4	128	113.4
01/19	OKC	@	PHI	W	-	45	240	41	93	.441	12	31	.387	23	26	.885	11	34	45	20	24	1	10	10	6	117	113.5
01/21	OKC	@	NY	W	-	46	240	45	83	.542	15	29	.517	22	27	.815	10	39	49	26	31	0	7	19	2	127	113.8
01/22	OKC	V	POR	W	-	47	240	43	85	.506	11	23	.478	26	33	.788	9	28	37	26	20	0	16	11	4	123	114.0
01/24	OKC	V	NO	W	-	48	240	50	101	.495	14	32	.438	8	16	.500	14	43	57	33	15	0	8	14	2	122	114.2
01/27	OKC	V	MIL	W	-	49	240	44	94	.468	16	32	.500	14	25	.560	11	41	52	29	21	0	5	12	10	118	114.2
01/29	OKC	@	ORL	W	-	50	240	49	91	.538	9	21	.429	19	26	.731	6	37	43	25	16	0	7	7	8	126	114.5
02/01	OKC	@	MIA	W	-	51	240	44	91	.484	16	30	.533	14	19	.737	13	37	50	23	20	0	10	15	4	118	114.5
02/03	OKC	@	BOS	L	-	52	240	45	92	.489	14	35	.400	25	34	.735	11	31	42	25	18	0	12	11	5	129	114.8
02/05	OKC	V	ORL	W	-	53	240	46	92	.500	13	30	.433	27	37	.730	8	41	49	25	25	2	11	17	2	132	115.2
02/07	OKC	V	MEM	W	-	54	240	43	90	.478	17	44	.386	14	22	.636	11	33	44	29	25	0	17	11	2	117	115.2
02/09	OKC	@	HOU	W	-	55	240	40	89	.449	13	34	.382	24	30	.800	12	41	53	20	24	0	7	19	5	117	115.2
02/11	OKC	V	POR	W	-	56	240	41	86	.477	16	35	.457	22	29	.759	7	38	45	23	28	0	9	12	7	120	115.3
02/14	OKC	@	NO	L	-	57	240	50	106	.472	10	44	.227	12	13	.923	17	31	48	27	21	0	8	13	6	122	115.4
02/22	OKC	V	UTA	W	2	58	290	55	118	.466	18	44	.409	20	25	.800	11	32	43	29	29	2	16	11	5	148	116.0
02/23	OKC	V	SAC	L	-	59	240	40	105	.381	14	46	.304	22	28	.786	16	43	59	17	26	0	2	14	6	116	116.0
02/26	OKC	@	DEN	L	-	60	240	43	95	.453	10	38	.263	16	25	.640	14	32	46	31	34	1	10	17	5	112	115.9
02/28	OKC	V	PHI	L	-	61	240	38	87	.437	8	27	.296	20	28	.714	8	36	44	28	18	0	5	12	3	104	115.7
03/02	OKC	@	SA	L	-	62	240	40	88	.455	7	29	.241	15	24	.625	11	34	45	17	19	0	7	13	2	102	115.5
03/03	OKC	V	MEM	W	-	63	240	33	93	.355	9	30	.300	24	33	.727	17	36	53	19	19	0	10	14	5	99	115.2
03/05	OKC	@	MIN	L	-	64	240	42	94	.447	18	46	.391	18	31	.581	15	30	45	20	26	0	4	12	8	120	115.3
03/07	OKC	@	POR	W	1	65	265	48	105	.457	8	27	.296	25	32	.781	16	42	58	14	31	0	7	16	5	129	115.5
03/08	OKC	@	LAC	L	-	66	240	41	102	.402	11	44	.250	17	26	.654	14	38	52	20	34	3	3	11	7	110	115.4
03/11	OKC	@	UTA	W	-	67	240	36	79	.456	7	22	.318	19	27	.704	6	42	48	18	21	0	8	16	5	98	115.2
03/13	OKC	V	BRK	W	-	68	240	41	96	.427	11	28	.393	15	19	.789	16	35	51	21	20	0	9	12	6	108	115.1
03/14	OKC	@	IND	L	-	69	240	38	86	.442	14	30	.467	16	20	.800	8	36	44	24	28	0	11	18	5	106	114.9
03/16	OKC	V	GS	L	-	70	240	31	96	.323	13	41	.317	13	23	.565	17	35	52	18	18	0	4	16	5	88	114.6
03/18	OKC	V	MIA	L	-	71	240	38	87	.437	10	37	.270	21	27	.778	13	36	49	21	17	1	4	19	8	107	114.5
03/20	OKC	V	TOR	L	1	72	265	43	103	.417	13	43	.302	15	29	.517	16	32	48	22	22	1	6	17	2	114	114.4
03/22	OKC	@	TOR	W	-	73	240	42	94	.447	20	43	.465	12	14	.857	12	27	39	30	21	1	9	13	6	116	114.5
03/25	OKC	@	MEM	L	-	74	240	38	95	.400	12	36	.333	15	20	.750	12	29	41	17	25	0	8	10	4	103	114.3
03/27	OKC	V	IND	W	-	75	240	41	92	.446	13	36	.361	12	19	.632	9	35	44	29	14	0	7	7	7	107	114.2
03/29	OKC	V	DEN	L	-	76	240	43	88	.489	8	27	.296	11	16	.688	11	24	35	19	17	0	5	13	5	105	114.1
03/31	OKC	V	DAL	L	-	77	240	38	98	.388	11	43	.256	16	22	.727	15	34	49	19	21	0	6	8	6	103	113.9
04/02	OKC	V	LAL	W	-	78	240	47	102	.461	13	44	.295	12	20	.600	17	33	50	33	14	0	15	12	7	119	114.0
04/05	OKC	V	DET	W	-	79	240	48	101	.475	12	29	.414	15	22	.682	21	38	59	30	24	0	10	17	4	123	114.1
04/07	OKC	@	MIN	W	-	80	240	48	92	.522	14	34	.412	22	26	.846	14	32	46	27	30	1	6	14	4	132	114.4
04/09	OKC	V	HOU	W	-	81	240	40	96	.417	16	41	.390	16	20	.800	18	38	56	20	19	0	5	12	2	112	114.3
04/10	OKC	@	MIL	W	-	82	240	48	99	.485	23	54	.426	8	13	.615	9	44	53	40	20	0	7	13	3	127	114.5

TOTALS 82 19855 3497 7706 .454 932 2677 .348 1461 2049 .713 1031 2911 3942 1917 1839 20 766 1145 425 9387 114.5

## 2018-19 THUNDER HIGHS AND LOWS



### 2018-19 THUNDER TEAM HIGHS/LOWS

	HIGH	LOW
Points	148, 2/22 vs. UTA	88, 3/16 vs. GSW
1st Quarter	39, 1/17 vs. LAL	20, 10/19 at LAC
2nd Quarter	44, 11/2 at WAS	16, 3/27 vs. IND
3rd Quarter	42 (2x) MR: 2/9 at HOU	14, 12/30 at DAL
4th Quarter	39, 12/5 at BKN	14, 12/22 at UTA
1st Half	79, 11/2 at WAS	42, 11/24 vs. DEN
2nd Half	74, 10/30 vs. LAC	39 (2x) MR: 3/2 at SAS
Overtime	16, 3/7 at POR	4, 3/20 vs. TOR
FG Made	58, 1/10 at SAS	31, 3/16 vs. GSW
FG Attempted	118, 2/22 vs. UTA	79, 3/11 at UTA
FG Percentage	.570, 11/2 at WAS	.323, 3/16 vs. GSW
3P Made	23, 4/10 at MIL	6 (2x) MR: 12/31 vs. DAL
3P Attempted	54 (2x) MR: 4/10 at MIL	19, 12/14 at DEN
3P Percentage	.533, 2/1 at MIA	.212, 10/19 at LAC
FT Made	31, 1/15 at ATL	8 (3x) MR: 4/10 at MIL
FT Attempted	41, 1/15 at ATL	12, 11/14 vs. NYK
FT Percentage	.950, 11/12 vs. PHX	.500, 1/24 vs. NOP
Off. Rebounds	26, 11/10 at DAL	6 (3x) MR: 3/11 at UTA
Def. Rebounds	48, 12/19 at SAC	24 (2x) MR: 3/29 vs. DEN
Tot. Rebounds	66, 12/19 at SAC	35, 3/29 vs. DEN
Assists	40, 4/10 at MIL	10, 11/7 at CLE
Steals	17 (2x) MR: 2/7 vs. MEM	2, 2/23 vs. SAC
Turnovers	22 (2x) MR: 12/7 at CHI	7 (3x) MR: 3/27 vs. IND
Blocks	11 (2x) MR: 12/25 at HOU	2 (11x) MR: 4/9 vs. HOU

### 2018-19 OPPONENT HIGHS AND LOWS

	HIGH	LOW
Points	154, 1/10 at SAS	80, 11/8 vs. HOU
1st Quarter	40, 3/16 vs. GSW	13, 11/12 vs. PHX
2nd Quarter	45, 1/15 at ATL	16, 3/11 at UTA
3rd Quarter	38, 2/22 vs. UTA	10, 10/30 vs. LAC
4th Quarter	45, 1/15 at ATL	14, 4/5 vs. DET
1st Half	71, 3/5 at MIN	34, 10/25 vs. BOS
2nd Half	72, 1/15 at ATL	34, 12/7 at CHI
Overtime	16, 1/17 vs. LAL	8 (2x) MR: 3/7 at POR
FG Made	56 (2x) MR: 1/15 at ATL	31 (2x) MR: 12/3 at DET
FG Attempted	105, 2/22 vs. UTA	74 (2x) MR: 12/31 vs. DAL
FG Percentage	.622, 1/15 at ATL	.330, 12/3 at DET
3P Made	19, 1/17 vs. LAL	4, 12/12 at NOP
3P Attempted	53, 4/9 vs. HOU	18, 12/12 at NOP
3P Percentage	.842, 1/10 at SAS	.188, 12/3 at DET
FT Made	38, 3/7 at POR	4, 11/28 vs. CLE
FT Attempted	47, 3/7 at POR	6, 3/29 vs. DEN
FT Percentage	.963, 10/28 vs. PHX	.444, 11/28 vs. CLE
Off. Rebounds	20, 1/22 vs. POR	4 (5x) MR: 4/5 vs. DET
Def. Rebounds	49, 1/17 vs. LAL	24, 11/2 at WAS
Tot. Rebounds	63, 1/17 vs. LAL	30, 11/2 at WAS
Assists	38, 1/10 at SAS	14, 3/7 at POR
Steals	15 (2x) MR: 12/7 at CHI	3 (3x) MR: 3/31 vs. DAL
Turnovers	29, 12/31 vs. DAL	9 (3x) MR: 3/18 vs. MIA
Blocks	10 (3x) MR: 2/22 vs. UTA	1 (4x) MR: 4/10 at MIL



## 2018-19 INDIVIDUAL HIGHS

### 2018-19 THUNDER INDIVIDUAL HIGHS/LOWS

	HIGHS	PLAYER	OPPONENT	DATE
Minutes	50 (2x)	MR: Paul George	vs. UTA	2/22
FG Made	18	Russell Westbrook	at NOP	2/14
FG Attempted	31	Paul George	vs. UTA	2/22
3P Made	10	Paul George	at MIA	2/1
3P Attempted	16 (2x)	MR: Paul George	at BOS	2/3
FT Made	17	Paul George	at POR	3/7
FT Attempted	20	Paul George	at POR	3/7
Off. Rebounds	11	Steven Adams	at DEN	12/14
Def. Rebounds	18	Russell Westbrook	vs. CLE	11/28
Tot. Rebounds	23	Steven Adams	at SAC	12/19
Assists	24	Russell Westbrook	at SAS	1/10
Steals	6 (5x)	MR: Paul George	at DEN	2/26
Blocks	5 (3x)	MR: Steven Adams	vs. LAL	4/2
Points	47	Paul George	at BKN	12/5
Points in Quarter	25	Paul George	at BKN	12/5
Points in a Half	35	Paul George	at BKN	12/5

### 2018-19 OPPONENT INDIVIDUAL HIGHS AND LOWS

	HIGHS	PLAYER	OPPONENT	DATE
Minutes	49	DeMar DeRozan	at SAS	1/10
FG Made	20	LaMarcus Aldridge	at SAS	1/10
FG Attempted	35 (2x)	MR: Donovan Mitchell	vs. UTA	2/22
3P Made	9	Blake Griffin	vs. DET	4/5
3P Attempted	16 (2x)	MR: James Harden	at HOU	2/9
FT Made	18	Damian Lillard	at POR	3/7
FT Attempted	20	Damian Lillard	at POR	3/7
Off. Rebounds	10	Clint Capela	at HOU	12/25
Def. Rebounds	14 (4x)	MR: Giannis Antetokounmpo	vs. MIL	1/27
Tot. Rebounds	23	Clint Capela	at HOU	12/25
Assists	14 (2x)	MR: Ricky Rubio	at UTA	12/22
Steals	6	Chris Paul	vs. HOU	11/8
Blocks	5	Andre Drummond	vs. DET	4/5
Points	56	LaMarcus Aldridge	at SAS	1/10
Points in Quarter	21	CJ McCollum	vs. POR	1/22
Points in a Half	31	Blake Griffin	vs. DET	4/5

## 2018-19 INDIVIDUAL AND TEAM HIGHS



PLAYER	MINUTES	FIELD GOALS	FREE THROWS	OFFENSIVE	REBOUNDS	DEFENSIVE	TOTAL	ASSISTS	STEALS	TURNOVERS	BLOCKED SHOTS	POINTS
ALEX ABRINES	32 OCT. 19 at LA-C	9C NOV. 1 at Cha.	2 (6) DEC. 23 vs Minn.	2 DEC. 17 vs Chi.	4 (2) DEC. 15 vs LA-C	4 (3) DEC. 15 vs LA-C	3T NOV. 5 vs N.O.	4C OCT. 30 vs LA-C	2 (2) DEC. 10 vs Utah	2T (2) DEC. 23 vs Minn.	25C NOV. 1 at Cha.	
STEVEN ADAMS	47 FEB. 22 vs Utah	12T DEC. 14 at Den.	8T DEC. 10 vs Utah	11 DEC. 14 at Den.	14 (2) MAR. 3 vs Mem.	23C DEC. 19 at Sac.	5T NOV. 14 vs N.Y.	5 FEB. 22 vs Utah	5 JAN. 8 vs Minn.	5 APR. 2 vs LA-L	26 (2) DEC. 14 at Den.	
DEONTE BURTON	26C FEB. 11 vs Port.	7C FEB. 11 vs Port.	2C (2) DEC. 3 at Det.	2C FEB. 9 at Hou.	3C (2) MAR. 25 at Mem.	4C NOV. 14 vs N.Y.	2C NOV. 23 vs Cha.	2C NOV. 14 vs N.Y.	3C NOV. 30 vs Atl.	3C FEB. 11 vs Port.	18C FEB. 11 vs Port.	
TYLER DAVIS	1C NOV. 28 vs Clev.	0C NOV. 28 vs Clev.	0C NOV. 28 vs Clev.	1C	0C	1C	0C	0C	0C	0C	0C	
HAMIDOU DIALLO	22C NOV. 19 at Sac.	7C NOV. 19 at Sac.	3C (4) DEC. 23 vs Minn.	3C DEC. 22 at Utah	7C DEC. 19 at Sac.	7C DEC. 19 at Sac.	2C (2) NOV. 21 at G.S.	2C (5) FEB. 1 at Miami	2C (4) FEB. 3 at Bos.	3C OCT. 25 vs Bos.	18C NOV. 19 at Sac.	
JAWUN EVANS OKC.	1 APR. 10 at Milw.	0	0	0	0	0	0	0	0	0	0	
RAYMOND FELTON	24 APR. 10 at Milw.	6 (2) MAR. 2 at S.A.	4 OCT. 16 at G.S.	1 (4) MAR. 18 vs Miami	4 APR. 10 at Milw.	4 (2) APR. 10 at Milw.	7 APR. 10 at Milw.	3 NOV. 7 at Clev.	2 (3) NOV. 17 at Phoe.	1 (6) MAR. 13 vs Brk.	15 FEB. 11 vs Port.	
TERRANCE FERGUSON	41C JAN. 10 at S.A.	7 JAN. 10 at S.A.	3C (2) MAR. 31 vs Dall.	3C (2) DEC. 19 at Sac.	6C APR. 10 at Milw.	6C (2) APR. 10 at Milw.	6C FEB. 28 vs Phil.	4C JAN. 22 vs Phil.	3C (3) APR. 10 at Milw.	2T JAN. 4 at Port.	21 (2) JAN. 17 vs LA-L	
PAUL GEORGE	50C FEB. 22 vs Utah	17 FEB. 22 vs Utah	17C MAR. 7 at Port.	5C (2) DEC. 25 at Hou.	13 DEC. 22 at Utah	15 DEC. 5 at Brk.	10 FEB. 11 vs Port.	6 (2) FEB. 26 at Den.	5 (11) MAR. 18 vs Miami	3 (3) NOV. 24 vs Den.	47 (2) FEB. 11 vs Port.	
JERAMI GRANT	44C JAN. 10 at S.A.	11C APR. 10 at Milw.	7 MAR. 3 vs Mem.	6C MAR. 20 vs Tor.	9T (2) FEB. 5 vs Tor.	14C MAR. 20 vs Tor.	5 MAR. 3 vs Mem.	3 (5) JAN. 29 at Ori.	4 NOV. 14 vs N.Y.	5 JAN. 27 vs Milw.	28C APR. 10 at Milw.	
DONTE GRANTHAM	2C FEB. 7 vs Mem.	0C	0C	0C	0C	0C	0C	0C	0C	0C	0C	
TIMOTHE LUKAWU-CABARROT	25 NOV. 19 at Phoe.	5 NOV. 19 at Sac.	3 NOV. 17 at Phoe.	2T NOV. 19 at Sac.	4 NOV. 24 vs Den.	5 (2) NOV. 24 vs Den.	2 NOV. 19 at Sac.	1 (4) NOV. 28 vs Clev.	2 NOV. 17 at Phoe.	1 NOV. 24 vs Den.	12 NOV. 17 at Phoe.	
MARKIEFF MORRIS OKC.	26 APR. 10 at Milw.	7 FEB. 28 vs Phil.	5 FEB. 23 vs Sac.	5 APR. 5 vs Det.	7 (3) APR. 10 at Milw.	10 (2) APR. 10 at Milw.	3 (2) APR. 10 at Milw.	2 (2) APR. 2 vs LA-L	2 MAR. 25 at Mem.	2 FEB. 23 vs Sac.	17 FEB. 28 vs Phil.	
ABDEL NADER	33 DEC. 28 at Phoe.	7C DEC. 28 at Phoe.	4 MAR. 3 vs Mem.	2 APR. 10 at Milw.	6C (3) APR. 10 at Milw.	8T APR. 10 at Milw.	3T MAR. 2 at S.A.	2T (3) MAR. 3 vs Mem.	3T (2) MAR. 18 vs Miami	3C MAR. 8 at LA-C	18C DEC. 28 at Phoe.	
NERLENS NOEL	34 JAN. 29 at Ori.	10 FEB. 14 at N.O.	5 (2) DEC. 31 vs Dall.	8T FEB. 14 at N.O.	9 OCT. 28 vs Phoe.	15 OCT. 28 vs Phoe.	3 FEB. 7 vs Mem.	4 (3) APR. 5 vs Det.	3 (4) APR. 5 vs Det.	5 JAN. 29 at Ori.	22 FEB. 14 at N.O.	
PATRICK PATTERSON	30 OCT. 28 vs Phoe.	6 OCT. 28 vs Phoe.	3 OCT. 28 vs Phoe.	4 JAN. 15 at Atl.	5 (2) FEB. 11 vs Port.	7 (2) FEB. 11 vs Port.	3 (2) DEC. 17 vs Chi.	3 NOV. 30 vs Atl.	2 (2) FEB. 7 vs Mem.	2 DEC. 23 vs Minn.	17 OCT. 28 vs Phoe.	
DENNIS SCHRÖDER	41 MAR. 3 vs Mem.	12 NOV. 21 at G.S.	6 (4) JAN. 15 at Atl.	3T NOV. 10 at Dall.	10C MAR. 3 vs Mem.	12C MAR. 3 vs Mem.	12 NOV. 14 vs N.Y.	4 (4) APR. 10 at Milw.	6 NOV. 8 vs Hou.	2T NOV. 30 vs Atl.	32 (2) APR. 10 at Milw.	
RUSSELL WESTBROOK	50 JAN. 10 at S.A.	18 FEB. 14 at N.O.	11 JAN. 15 at Atl.	5 APR. 2 vs LA-L	17T NOV. 28 vs Clev.	20T APR. 10 at S.A.	24C JAN. 10 at S.A.	6 (3) DEC. 30 at Dall.	10 (2) FEB. 9 at Hou.	2 (6) MAR. 14 at Ind.	44 FEB. 14 at N.O.	
THUNDER High Games	290 (2) FEB. 22 vs Utah	58 JAN. 10 at S.A.	31 JAN. 15 at Atl.	26 NOV. 10 at Dall.	48 DEC. 19 at Sac.	66 DEC. 19 at Sac.	40 APR. 10 at Milw.	17 FEB. 7 vs Mem.	22 (2) DEC. 7 at Chi.	11 (2) DEC. 25 at Hou.	148 FEB. 22 vs Utah	
THUNDER Low Games	240 (77) APR. 10 at Milw.	31 MAR. 16 at G.S.	8 (3) APR. 10 at Milw.	6 (3) MAR. 11 at Utah	24 (2) MAR. 29 vs Den.	35 MAR. 29 vs Den.	10 NOV. 7 at Clev.	2 FEB. 23 vs Sac.	7 (3) MAR. 27 vs Ind.	2 (12) APR. 9 vs Hou.	88 MAR. 16 vs G.S.	
OPPONENTS High Games	290 (2) FEB. 22 vs Utah	56 (2) JAN. 15 at Atl.	38 MAR. 7 at Port.	20 JAN. 22 vs Port.	49 JAN. 17 vs LA-L	63 JAN. 17 vs LA-L	38 JAN. 10 at S.A.	15 (2) DEC. 7 at Chi.	29 DEC. 31 vs Dall.	10 (3) FEB. 22 vs Utah	154 JAN. 10 at S.A.	
OPPONENTS Low Games	240 (77) APR. 10 at Milw.	31 (3) DEC. 31 vs Dall.	4 NOV. 28 vs Clev.	4 (5) NOV. 2 vs Det.	24 NOV. 2 at Wash.	30 NOV. 2 at Wash.	14 MAR. 7 at Port.	3 (3) MAR. 31 vs Dall.	9 (3) MAR. 18 vs Miami	1 (4) APR. 10 at Milw.	80 NOV. 8 vs Hou.	

\*C\* indicates a new career-high, \*T\* a tied career-high.



## 2018-19 LEADERS/BACK-TO-BACK

### 2018-19 THUNDER GAME LEADERS

	Double Figures					Double-Doubles		Game Leaders		
	10+ Pts	20+ Pts	30+ Pts	10+ Reb	10+ Ast	Pt/Reb	Pt/Ast	Pts	Reb	Ast
Adams	61	13			34		28		2	28
Burton	2									
Diallo	5									
Evans										
Felton	5									1
Ferguson	21	2								1
George	77	62	31	7	23	1	23	1	51	22
Grant	63	11			5		4		2	3
Grantham										
Morris	7				2		1			
Nader	9									
Noel	7	2			2		2			2
Patterson	5									
Roberson										
Schröder	64	21	2		1	2	3		4	10
Westbrook	67	45	15	5	49	41	56	34	29	38

### THUNDER BACK-TO-BACK SETS

1.	11/1 at Charlotte	W, 111-107	11/2 at Washington	W, 134-111	2-0
2.	11/7 at Cleveland	W, 95-86	11/8 vs. Houston	W, 98-80	2-0
3.	11/23 vs. Charlotte	W, 109-104	11/24 vs. Denver	L, 98-105	1-1
4.	12/14 at Denver	L, 98-109	12/15 vs. L.A. Clippers	W, 110-104	1-1
5.	12/22 at Utah	W, 107-106	12/23 vs. Minnesota	L, 112-114	1-1
6.	12/30 at Dallas	L, 103-105	12/31 vs. Dallas	W, 122-102	1-1
7.	1/21 at New York	W, 127-109	1/22 vs. Portland	W, 123-114	2-0
8.	1/9 vs. Portland	L, 106-117	1/10 at Minnesota	L, 88-104	0-2
9.	2/22 vs. Utah	W, 148-147 (2 OT)	2/23 vs. Sacramento	L, 116-119	1-1
10.	3/2 at San Antonio	L, 102-116	3/3 vs. Memphis	W, 99-95	1-1
11.	3/7 at Portland	W, 129-121 (OT)	3/8 at L.A. Clippers	L, 110-118	1-1
12.	4/9 vs. Houston	W, 112-111	4/10 at Milwaukee	W, 127-116	2-0

(12 back-to-backs: 15-9 record total; 8-4 on the first night and 7-5 on the second night)

## 2018-19 INJURIES/STARTING LINEUPS



### 2018-19 THUNDER GAMES LOST DUE TO INJURY OR ILLNESS

PLAYER	DATE(S)	GAMES	INJURY OR ILLNESS
Andre Roberson	10/16-4/10	82	Left Patellar Tendon
Russell Westbrook	10/16-19	2	Right Knee Scope
Steven Adams	10/28	1	Left Calf Tightness
Russell Westbrook	11/7-14	5	Left Ankle Sprain
Alex Abrines	11/17, 11/21	2	Viral Illness
Nerlens Noel	11/19	1	Viral Illness
Hamidou Diallo	11/23-28	3	Left Ankle Sprain
Terrance Ferguson	11/23-30	4	Left Ankle Sprain
Alex Abrines	12/25-30	3	Stomach Illness
Paul George	12/28	1	Right Quad Contusion
Nerlens Noel	1/10-15	3	Concussion Protocol
Steven Adams	1/29	1	Right Ankle Sprain
Terrance Ferguson	1/29	1	Back Spasms
Abdel Nader	2/3	1	Illness
Jerami Grant	2/11-14	2	Right Ankle Sprain
Paul George	2/28-3/3, 4/10	4	Right Shoulder Soreness
Markieff Morris	3/13	1	Neck Soreness
Nerlens Noel	3/18	1	Left Quad Contusion

### THUNDER STARTING LINEUPS

FORWARD	FORWARD	CENTER	GUARD	GUARD	GS	W	L
George	Patterson	Adams	Ferguson	Schröder	2	0	2
George	Patterson	Adams	Ferguson	Westbrook	3	1	2
George	Grant	Adams	Ferguson	Westbrook	56	36	20
George	Grant	Noel	Ferguson	Westbrook	1	1	0
George	Grant	Adams	Ferguson	Schröder	7	4	3
George	Grant	Adams	Diallo	Schröder	1	1	0
George	Grant	Adams	Diallo	Westbrook	1	0	1
George	Grant	Adams	Schröder	Westbrook	1	1	0
George	Grant	Adams	Luwawu-Cabarrot	Westbrook	1	0	1
George	Grant	Adams	Abrines	Westbrook	2	2	0
Ferguson	Grant	Adams	Schröder	Westbrook	4	3	1
George	Grant	Adams	Nader	Westbrook	1	0	1
George	Grant	Noel	Diallo	Westbrook	1	1	0
Morris	Grant	Adams	Ferguson	Westbrook	1	0	1


### Total: 12 Different Starting Lineups

STARTER	GS	W	L
Adams	80	47	33
Burton			
Diallo	3	2	1
Evans			
Felton			
Ferguson	74	44	30
George	77	46	31
Grant	77	48	29
Grantham			
Morris	1	0	1
Nader	1	0	1
Noel	2	2	0
Patterson	5	1	4
Roberson			
Schröder	14	9	5
Westbrook	73	44	29



## 2018-19 TRANSACTIONS

June 21	Selected Devon Hall with the 53rd overall pick
June 21	Selected Kevin Hervey with the 57th overall pick
July 6	Signed Deonte Burton to a two way contract
July 6	Re-signed Paul George to a multi-year contract
July 6	Signed Nerlens Noel to a multi-year contract
July 6	Acquired the rights to Hamidou Diallo in exchange for a 2019 second round pick
July 10	Signed Jerami Grant to a multi-year contract
July 11	Signed Raymond Felton to a one year contract
July 20	Acquired Rodney Purvis in exchange for Dakari Johnson and cash
July 23	Acquired Abdel Nader and cash in exchange for
July 25	Acquired Dennis Schroder and Timothe Luwawu-Cabarrot in exchange for Carmelo Anthony, a 2022 first round pick and a 2025 second round pick
July 25	Signed Hamidou Diallo to a multi-year contract
August 13	Signed Tyler Davis to a two way contract
August 26	Signed Donte Grantham
August 31	Waived Kyle Singler
September 23	Signed Abdul Gaddy
September 23	Signed Bryce Alford
September 23	Signed K.J. McDaniels
September 23	Signed Richard Solomon
September 25	Waived Devon Hall
September 25	Waived Donte Grantham
September 25	Waived Kevin Hervey
September 25	Signed Abdel Nader
October 10	Waived Bryce Alford
October 10	Waived K.J. McDaniels
October 10	Waived Richard Solomon
October 10	Signed Dez Wells
October 10	Signed Scotty Hopson
October 12	Waived Abdul Gaddy
October 12	Waived Dez Wells
October 12	Waived Donte Grantham
October 12	Waived Scotty Hopson
November 11	Assigned Abdel Nader to Oklahoma City Blue
November 12	Recalled Abdel Nader from Oklahoma City Blue
December 2	Assigned Abdel Nader to Oklahoma City Blue
December 2	Recalled Abdel Nader from Oklahoma City Blue
December 27	Waived Tyler Davis
December 28	Signed Donte Grantham to a two way contract
February 1	Acquired a 2020 second round pick in exchange for Timothe Luwawu-Cabarrot and cash
February 9	Waived Alex Abrines
February 9	Assigned Hamidou Diallo to Oklahoma City Blue
February 10	Recalled Hamidou Diallo from Oklahoma City Blue
February 14	Signed Richard Solomon
February 14	Signed Scotty Hopson
February 20	Signed Markieff Morris
February 24	Waived Richard Solomon
February 24	Waived Scotty Hopson
March 3	Assigned Hamidou Diallo to Oklahoma City Blue
March 3	Recalled Hamidou Diallo from Oklahoma City Blue
March 4	Assigned Hamidou Diallo to Oklahoma City Blue
March 10	Re-signed Deonte Burton to a multi-year contract
March 13	Recalled Hamidou Diallo from Oklahoma City Blue
March 17	Assigned Hamidou Diallo to Oklahoma City Blue
March 18	Recalled Hamidou Diallo from Oklahoma City Blue
March 19	Assigned Hamidou Diallo to Oklahoma City Blue
March 20	Recalled Hamidou Diallo from Oklahoma City Blue
March 25	Claimed Jawun Evans off waivers
March 26	Assigned Deonte Burton to the Oklahoma City Blue
March 27	Recalled Deonte Burton from the Oklahoma City Blue



## 2018-19 NBA REVIEW

## 2018-19 STANDINGS/HEAD-TO-HEAD



### NBA EASTERN CONFERENCE

ATLANTIC DIVISION	W	L	PCT	GB	HOME	ROAD	LAST-10	STREAK
Toronto	58	24	.707	-	32-9	26-15	7-3	Won 2
Philadelphia	51	31	.622	7	31-10	20-21	4-6	Won 1
Boston	49	33	.598	9	28-13	21-20	6-4	Won 1
Brooklyn	42	40	.512	16	23-18	19-22	6-4	Won 3
New York	17	65	.207	41	9-32	8-33	3-7	Lost 1
CENTRAL DIVISION	W	L	PCT	GB	HOME	ROAD	LAST-10	STREAK
Milwaukee	60	22	.732	-	33-8	27-14	7-3	Lost 1
Indiana	48	34	.585	12	29-12	19-22	4-6	Won 1
Detroit	41	41	.500	19	26-15	15-26	4-6	Won 2
Chicago	22	60	.268	38	9-32	13-28	2-8	Lost 3
Cleveland	19	63	.232	41	13-28	6-35	0-10	Lost 10
SOUTHEAST DIVISION	W	L	PCT	GB	HOME	ROAD	LAST-10	STREAK
Orlando	42	40	.512	-	25-16	17-24	8-2	Won 4
Charlotte	39	43	.476	3	25-16	14-27	6-4	Lost 1
Miami	39	43	.476	3	19-22	20-21	4-6	Lost 1
Washington	32	50	.390	10	22-19	10-31	2-8	Lost 4
Atlanta	29	53	.354	13	17-24	12-29	5-5	Lost 3

### NBA WESTERN CONFERENCE

SOUTHWEST DIVISION	W	L	PCT	GB	HOME	ROAD	LAST-10	STREAK
Houston	53	29	.646	-	31-10	22-19	8-2	Lost 1
San Antonio	48	34	.585	5	32-9	16-25	6-4	Won 3
Dallas	33	49	.402	20	24-17	9-32	5-5	Lost 1
Memphis	33	49	.402	20	21-20	12-29	4-6	Won 1
New Orleans	33	49	.402	20	19-22	14-27	3-7	Lost 1
NORTHWEST DIVISION	W	L	PCT	GB	HOME	ROAD	LAST-10	STREAK
Denver	54	28	.659	-	34-7	20-21	5-5	Won 1
Portland	53	29	.646	1	32-9	21-20	8-2	Won 3
Utah	50	32	.610	4	29-12	21-20	8-2	Lost 1
Oklahoma City	49	33	.598	5	27-14	22-19	7-3	Won 5
Minnesota	36	46	.439	18	25-16	11-30	4-6	Lost 3
PACIFIC DIVISION	W	L	PCT	GB	HOME	ROAD	LAST-10	STREAK
Golden State	57	25	.695	-	30-11	27-14	8-2	Lost 1
L.A. Clippers	48	34	.585	9	26-15	22-19	6-4	Won 1
Sacramento	39	43	.476	18	24-17	15-26	3-7	Lost 3
L.A. Lakers	37	45	.451	20	22-19	15-26	6-4	Lost 1
Phoenix	19	63	.232	38	12-29	7-34	2-8	Lost 2

### HEAD-TO-HEAD WIN GRID

	ATL	BOS	BKN	CHA	CHI	CLE	DAL	DEN	DET	GS	HOU	IND	LAC	LAL	MEM	MIA	MIL	MIN	NO	NY	OKC	ORL	PHI	PHO	POR	SAC	SA	TOR	UTA	WAS	W	L	PCT	GB	LAST-10	STREAK			
ATLANTIC DIVISION																																							
TOR	3	2	3	1	4	3	2	0	0	2	0	2	2	2	2	4	1	2	1	4	1	2	2	3	2	2	1	2	1	--	2	4	58	24	.707	-	7-3	Won 2	
PHI	1	1	2	4	3	2	1	1	3	1	1	3	2	1	2	1	2	1	2	2	4	1	2	1	1	2	0	0	1	1	2	2	51	31	.622	7	4-6	Won 1	
BOS	4	-	2	2	2	4	1	0	3	1	0	3	0	1	2	3	1	2	3	1	2	0	3	1	0	2	0	2	0	0	0	3	49	33	.598	9	6-4	Won 1	
BKN	3	2	-	2	3	3	1	2	2	0	1	1	0	2	1	2	1	0	1	3	0	2	2	2	2	2	1	1	0	2	2	42	40	.512	16	6-4	Won 3		
NY	3	1	1	1	2	0	1	0	0	0	0	0	0	2	1	0	1	0	1	--	0	2	1	0	0	0	0	0	1	0	0	1	17	65	.207	41	3-7	Lost 1	
CENTRAL DIVISION																																							
MIL	3	2	3	3	4	3	2	2	4	1	2	3	1	2	1	3	-	2	2	3	0	1	2	2	0	1	2	1	1	3	2	2	60	22	.732	-	7-3	Lost 1	
IND	4	1	2	2	4	3	1	1	3	0	0	-	1	1	1	1	2	1	1	2	2	0	1	1	1	2	0	1	1	2	3	48	34	.585	12	4-6	Won 1		
DET	2	1	1	0	4	3	1	1	-	1	1	1	1	1	2	2	0	2	1	4	0	3	1	2	1	0	0	3	0	0	0	2	41	41	.500	19	4-6	Won 2	
CHI	2	1	1	1	-	3	0	0	0	0	0	0	0	0	2	1	0	0	0	1	1	2	1	2	0	0	1	0	0	0	0	3	22	60	.268	38	2-8	Lost 3	
CLE	1	0	1	1	1	-	0	0	1	0	1	1	0	1	1	0	1	0	0	3	0	1	1	1	1	0	0	0	1	0	0	2	19	63	.232	41	0-10	Lost 10	
SOUTHEAST DIVISION																																							
ORL	4	3	1	2	2	2	1	0	1	1	1	3	0	2	1	3	1	1	2	3	0	-	2	1	0	0	1	2	2	1	1	1	42	40	.512	-	8-2	Won 4	
CHA	3	2	2	-	2	2	3	0	1	4	0	0	1	0	0	2	2	1	1	1	2	0	2	0	2	0	1	2	2	0	0	3	39	43	.476	3	6-4	Lost 1	
MIA	1	1	2	2	2	4	2	0	2	1	0	1	0	1	0	2	-	1	0	2	3	1	1	1	1	2	0	2	0	1	0	3	39	43	.476	3	4-6	Lost 1	
WAS	2	0	2	1	1	2	1	1	0	1	1	1	1	1	1	1	1	1	1	3	1	3	1	2	1	1	0	0	0	0	0	0	32	50	.390	10	2-8	Lost 4	
ATL	-	0	0	1	2	2	1	1	1	0	0	0	1	1	1	1	3	1	2	2	1	1	0	3	2	0	0	0	0	1	2	29	53	.354	13	5-5	Lost 3		
SOUTHWEST DIVISION																																							
HOU	2	2	1	2	2	2	1	2	3	1	3	-	2	1	3	3	1	0	1	2	2	1	1	1	3	1	4	3	2	2	2	1	53	29	.646	-	8-2	Lost 1	
SA	2	2	1	0	1	2	4	2	2	2	1	1	2	3	2	0	1	3	3	1	2	1	1	1	3	2	0	-	1	2	1	48	34	.585	5	6-4	Won 3		
DAL	1	1	1	2	2	2	-	0	1	2	2	1	2	2	0	1	0	0	2	1	1	3	1	1	1	2	2	0	0	0	1	1	1	33	49	.402	20	5-5	Lost 1
MEM	1	0	1	0	0	1	3	1	0	1	1	1	1	2	-	0	1	2	2	1	1	1	1	1	1	2	2	1	2	0	3	33	49	.402	20	4-6	Won 1		
NO	0	0	1	1	2	2	3	2	1	0	2	0	2	1	2	0	0	2	-	1	2	0	0	0	2	0	2	0	3	1	1	1	33	49	.402	20	3-7	Lost 1	
NORTHWEST DIVISION																																							
DEN	1	2	0	1	1	2	2	3	-	1	1	1	1	3	2	2	0	4	2	2	4	2	1	3	3	2	2	2	1	1	1	54	28	.659	-	5-5	Won 1		
POR	2	2	2	2	2	2	2	2	1	1	2	2	2	3	2	2	0	1	3	3	2	0	2	2	3	-	2	2	1	2	1	53	29	.646	1	8-2	Won 3		
UTA	1	2	2	2	2	2	3	3	2	1	2	0	2	2	2	1	1	1	3	3	2	2	0	1	0	4	2	3	2	0	-	2	50	32	.610	4	8-2	Lost 1	
OKC	1	0	2	2	2	2	2	1	0	2	1	3	1	2	2	2	2	1	2	-	2	1	4	4	1	1	1	0	0	0	0	1	49	33	.598	5	7-3	Won 5	
MIN	0	0	2	1	2	2	1	0	0	1	2	1	1	3	2	2	0	-	2	2	3	1	0	2	1	2	1	1	0	1	1	36	46	.439	18	4-6	Lost 3		
PACIFIC DIVISION																																							
GS	2	1	2	2	2	2	2	2	3	1	-	1	2	3	3	3	1	1	3	3	2	2	1	1	3	3	2	4	1	0	2	2	57	25	.695	-	8-2	Lost 1	
LAC	2	2	2	2	2	2	2	2	1	1	1	2	-	2	3	1	1	1	2	1	2	2	2	2	0	4	1	4	2	0	1	1	48	34	.595	9	6-4	Won 1	
SAC	2	0	0	1	2	2	3	0	2	0	0	1	3	1	3	0	0	1	2	1	2	2	1	3	-	3	0	1	1	1	1	39	43	.476	18	3-7	Lost 3		
LAL	1	1	0	1	2	2	3	1	0	1	1	1	2	-	1	2	0	1	3	0	1	0	0	3	3	2	3	1	0	2	0	1	37	45	.451	20	6-4	Lost 1	
PHO	0	1	0	0	0	1	2	1	0	1	0	0	0	1	1	1	2	1	2	2	0	1	0	0	-	0	1	1	0	0	0	19	63	.232	38	2-8	Lost 2		

SCORING AVERAGE	G	FG	FT	PTS	AVG	FIELD GOAL PCT.	FG	FGA	PCT
Harden, Hou.	78	843	754	2818	36.1	Gobert, Utah	476	712	.669
George, OKC.	77	707	453	2159	28.0	Capela, Hou.	474	732	.648
Antetokounmpo, Mil.	72	721	500	1994	27.7	McGee, LA-L	400	641	.624
Embiid, Phi.	64	580	522	1761	27.5	Bryant, Was.	309	502	.616
Curry, G.S.	69	632	263	1881	27.3	Harrell, LA-C	546	888	.615
Leonard, Tor.	60	560	364	1596	26.6	<b>Adams, OKC</b>	<b>481</b>	<b>809</b>	<b>.595</b>
Booker, Pho.	64	586	393	1700	26.6	Sabonis, Ind.	413	700	.590
Durant, G.S.	78	721	448	2027	26.0	Allen, Bkn.	335	568	.590
Lillard, Por.	80	681	468	2067	25.8	Favors, Utah	363	619	.586
Walker, Cha.	82	731	380	2102	25.6	Ayton, Pho.	509	870	.585
Beal, Was.	82	764	362	2099	25.6				
Griffin, Det.	75	619	414	1841	24.5	<b>3-PT FIELD GOAL PCT.</b>	<b>3FG</b>	<b>3GA</b>	<b>PCT</b>
Towns, Min.	77	681	376	1880	24.4	Harris, Bkn.	183	386	.474
Irving, Bos.	67	604	214	1596	23.8	Green, Tor.	198	435	.455
Mitchell, Utah	77	661	319	1829	23.8	Curry, Por.	113	251	.450
LaVine, Chi.	63	530	312	1492	23.7	Curry, G.S.	354	810	.437
Westbrook, OKC.	73	630	296	1675	22.9	<b>Gallinari, LA-C</b>	<b>161</b>	<b>372</b>	<b>.433</b>
Thompson, G.S.	78	655	129	1680	21.5	Bertans, S.A.	145	338	.429
Randle, N.O.	73	571	356	1565	21.4	Hield, Sac.	278	651	.427
Aldridge, S.A.	81	684	349	1727	21.3	Broadon, Mil.	104	244	.426

REBOUNDS PER GAME	G	OFF	DEF	TOT	AVG	FREE THROW PCT.	FT	FTA	PCT
Drummond, Det.	79	423	809	1232	15.6	Brogdon, Mil.	141	152	.928
Embiid, Phi.	64	160	711	871	13.6	Curry, G.S.	263	287	.916
Jordan, Dal. - N.Y.	69	225	677	902	13.1	Lillard, Por.	468	513	.912
Gobert, Utah	81	309	732	1041	12.9	<b>Gallinari, LA-C</b>	<b>367</b>	<b>406</b>	<b>.904</b>
Capela, Hou.	67	298	550	848	12.7	Redick, Phi.	228	255	.894
Antetokounmpo, Mil.	72	159	739	898	12.5	Lamb, Cha.	231	260	.888
Towns, Min.	77	263	691	954	12.4	Green, Was.	183	206	.888
Vucevic, Ori.	80	224	736	960	12.0	Hield, Sac.	171	193	.886
Whiteside, Mia.	72	257	560	817	11.3	Durant, G.S.	448	506	.885
Westbrook, OKC	73	109	698	807	11.1	Hood, Cle.-Por.	137	155	.884
Jokic, Den.	80	228	637	865	10.8				
Nurkic, Por.	72	243	505	748	10.4	STEALS PER GAME	G	STL	AVG
Ayton, Pho.	71	223	506	729	10.3	George, OKC	77	170	2.21
Kanter, N.Y. - Por.	67	257	402	659	9.8	Harden, Hou.	78	158	2.03
Collins, Atl.	61	219	376	595	9.8	<b>Paul, Hou.</b>	<b>58</b>	<b>114</b>	<b>1.97</b>
<b>Adams, OKC</b>	<b>80</b>	<b>391</b>	<b>369</b>	<b>760</b>	<b>9.5</b>	Westbrook, OKC	73	142	1.95
Sabonis, Ind.	74	186	504	690	9.3	Butler, Min.-Phi.	65	123	1.89
Aldridge, S.A.	81	251	493	744	9.2	Smart, Bos.	80	143	1.79
B. Simmons, Phi.	79	172	525	697	8.8	Leonard, Tor.	60	106	1.77
Randle, N.O.	73	162	472	634	8.7	Drummond, Det.	79	136	1.72

ASSISTS PER GAME			BLOCKS PER GAME				
G	AST	AVG	G	BLK	AVG		
Westbrook, OKC	73	784	10.7	74	199	2.69	
Lowry, Tor.	65	564	8.7	66	161	2.44	
Paul, Hou.	58	473	8.2	81	187	2.31	
Young, Atl.	81	653	8.1	81	179	2.21	
Holiday, N.O.	67	518	7.7	McGee, LA-L	75	148	1.97
B. Simmons, Phi.	79	610	7.7	Embiid, Phi.	64	122	1.91
Harden, Hou.	78	586	7.5	Whiteside, Mia.	72	136	1.89
Fox, Sac.	81	590	7.3	Drummond, Det.	79	138	1.75
Jokic, Den.	80	580	7.3	Towns, Min.	77	125	1.62
Russell, Bkn.	81	563	7.0	Antetokounmpo, Mil.	72	110	1.53
Irving, Bos.	67	464	6.9				
Lillard, Por.	80	551	6.9				
Green, G.S.	66	454	6.9				
Booker, Pho.	64	433	6.8				
Conley, Mem.	70	449	6.4				
DeRozan, S.A.	77	475	6.2				
Rubio, Utah	68	416	6.1				
Collison, Ind.	76	459	6.0				
Doncic, Dal.	72	429	6.0				
Walker, Cha.	82	484	5.9				

MINUTES PER GAME			
G	MIN	AVG	
Beal, Was.	82	3028	36.9
George, OKC	77	2841	36.9
Harden, Hou.	78	2867	36.8
Westbrook, OKC	73	2630	36.0
Holiday, N.O.	67	2402	35.9
Lillard, Por.	80	2838	35.5
Booker, Pho.	64	2242	35.0
Griffin, Det.	75	2622	35.0

FIELD GOAL PCT.	FG	FGA	PCT
Gobert, Utah	476	712	.669
Capela, Hou.	474	732	.648
McGee, LA-L	400	641	.624
Bryant, Was.	309	502	.616
Harrell, LA-C	546	888	.615
<b>Adams, OKC</b>	<b>481</b>	<b>809</b>	<b>.595</b>
Sabonis, Ind.	413	700	.590
Allen, Bkn.	335	568	.590
Favors, Utah	363	619	.586
Ayton, Pho.	509	870	.585
<hr/>			
3-PT FIELD GOAL PCT.	3FG	3GA	PCT
Harris, Bkn.	183	386	.474
Green, Tor.	198	435	.455
Curry, Por.	113	251	.450
Curry, G.S.	354	810	.437
<b>Gallinari, LA-C</b>	<b>161</b>	<b>372</b>	<b>.433</b>
Bertans, S.A.	145	338	.429
Hield, Sac.	278	651	.427
Brogdon, Mil.	104	244	.426
Forbes, S.A.	176	413	.426
Bogdanovic, Ind.	164	386	.425

FREE THROW PCT.	FT	FTA	PCT
Brogdon, Mil.	141	152	.928
Curry, G.S.	263	287	.916
Lillard, Por.	468	513	.912
<b>Gallinari, LA-C</b>	<b>367</b>	<b>406</b>	<b>.904</b>
Redick, Phi.	228	255	.894
Lamb, Cha.	231	260	.888
Green, Was.	183	206	.888
Hield, Sac.	171	193	.886
Durant, G.S.	448	506	.885
Hood, Cle.-Por.	137	155	.884

---

STEALS PER GAME	G	STL	AVG
George, OKC	77	170	2.21
Harden, Hou.	78	158	2.03
<b>Paul, Hou.</b>	<b>58</b>	<b>114</b>	<b>1.97</b>
Westbrook, OKC	73	142	1.95
Butler, Min.-Phi.	65	123	1.89
Smart, Bos.	80	143	1.79
Leonard, Tor.	60	106	1.77
Drummond, Det.	79	136	1.72
Fox, Sac.	81	133	1.64
Holiday, N.O.	67	109	1.63

BLOCKS PER GAME	G	BLK	AVG
Turner, Ind.	74	199	2.69
Robinson, N.Y.	66	161	2.44
Gobert, Utah	81	187	2.31
Lopez, Mil.	81	179	2.21
McGee, LA-L	75	148	1.97
Embiid, Phil.	64	122	1.91
Whiteside, Mia.	72	136	1.89
Drummond, Det.	79	138	1.75
Towns, Min.	77	125	1.62
Antetokounmpo, Mil.	72	110	1.53

MINUTES PER GAME	G	MIN	AVG
Beal, Was.	82	3028	36.9
George, OKC	77	2841	36.9
Harden, Hou.	78	2867	36.8
Westbrook, OKC	73	2630	36.0
Holiday, N.O.	67	2402	35.9
Lillard, Por.	80	2838	35.5
Booker, Pho.	64	2242	35.0
Griffin, Det.	75	2622	35.0
DeRozan, S.A.	77	2688	34.9
Walker, Cha.	82	2863	34.9

## OFFENSIVE/DEFENSIVE STAT

### TEAMS' STATISTICS

TEAM	--FIELD GOALS--				3-PT FGs--				--FREE THROWS--				--REBOUNDS--			--MISCELLANEOUS--					--SCORING--	
	G	MADE	ATT.	PCT.	MADE	ATT.	PCT.	MADE	ATT.	PCT.	OFF.	DEF.	TOT.	AST	PF	QD	STL	TO	BLK	PTS	AVG	
N.W.	82	3555	7471	476	1105	3134	353	1471	1904	773	762	3316	4078	2136	1608	9	615	137	486	9686	118	
N.O.	82	7361	16139	458	2405	5344	450	1737	3072	564	1069	2813	3727	2413	1737	10	626	112	475	9686	118	
M.I.	82	5581	7563	473	842	2449	343	1462	1921	761	909	2969	3678	2216	1632	7	610	1215	441	9466	115	
Phil.	82	3407	7233	471	889	2474	358	1474	2258	771	892	3025	3917	2207	1745	4	606	1223	432	9445	115	
LA-C	82	3384	7178	471	881	2318	388	1853	2340	792	796	2936	3732	1970	1913	11	561	1193	385	9442	115	
San	82	4427	9467	469	1237	2657	466	1514	2027	751	1039	3568	4387	2509	1697	10	609	1215	441	9442	115	
OKC.	82	4497	7706	454	932	2677	348	1461	2049	713	1031	2911	3942	1917	1839	20	766	1145	425	9387	114	
Tor.	82	3460	7305	474	1015	2771	366	1449	1803	804	786	2920	3706	2085	1742	12	680	1150	347	9384	114	
Sac.	82	3541	7637	462	927	2455	378	1354	1865	726	906	2819	3725	2043	1751	12	679	1095	363	9363	114	
Wash.	82	3387	7404	457	934	2374	393	1473	1954	761	914	2827	3743	2154	1741	13	673	1147	414	9363	114	
Chi.	82	3218	7163	449	1323	3271	356	1582	2001	791	836	2613	3429	1783	1803	6	700	1094	405	9341	113	
Atl.	82	3329	7524	451	1067	3034	352	1443	1918	752	955	2825	3670	2118	1962	16	675	1397	429	9234	113	
Bos.	82	3413	7483	456	827	2351	351	1570	1995	755	825	2750	3783	2018	1963	10	683	1070	411	9234	113	
Ind.	82	445	7474	456	1067	3034	352	1443	1918	752	955	2825	3670	2118	1962	16	675	1397	429	9234	113	
LA-L	82	3301	7358	449	1047	2965	353	1555	2088	745	900	2919	3819	1954	1763	18	539	1236	339	9204	112	
Bkn.	82	3491	7425	470	847	2541	333	1336	1910	749	835	2985	3820	2096	1701	10	618	1284	440	9165	111	
LA-H	82	3031	7052	430	833	2783	356	1582	2001	791	836	2613	3429	1783	1803	6	700	1094	405	9165	111	
A.	82	3468	7248	478	812	2071	392	1408	1720	819	757	2910	3687	1873	1757	4	591	1092	386	9156	111	
Chi.	82	3297	7362	448	977	2783	351	1510	1895	797	814	2778	3952	1905	1556	16	591	1001	405	9086	111	
Den.	82	3439	7384	466	903	2571	351	1294	1714	755	972	2832	3904	2245	1644	6	632	1120	363	9075	110	
Ind.	82	4181	7183	471	1015	2771	366	1449	1803	804	786	2920	3706	2085	1742	12	680	1150	347	9384	114	
San	82	3390	7135	475	779	2081	374	1298	1727	752	762	2686	3528	2124	1694	6	713	1122	404	8857	108	
Phoe.	82	3289	7164	459	790	2400	347	1447	1858	779	748	2563	3311	1957	1932	16	735	1279	418	8815	107	
Ort.	82	3316	7307	454	937	2633	356	1231	1575	782	822	2902	3724	2059	1526	6	543	1082	445	8800	107	
Det.	82	3288	7183	459	790	2400	347	1447	1858	779	748	2563	3311	1957	1932	16	735	1279	418	8815	107	
Miami	82	3251	7218	450	928	2658	349	1238	1782	695	921	2679	3800	1991	1712	3	627	1208	448	8668	105	
Chi.	82	3266	7205	453	745	2123	351	1328	1695	783	718	2799	3571	1796	1662	12	603	1159	351	8605	104	
N.Y.	82	3134	7241	433	823	2421	340	1484	1956	759	857	2811	3668	1646	1713	17	514	1222	452	8575	104	
M.M.	82	7184	15821	457	2409	5349	453	1739	3088	566	1070	2828	3740	2416	1740	10	627	1124	475	9686	118	
M.Y.	82	3113	6924	450	811	2368	342	1453	1882	772	723	2703	3426	1963	1801	17	684	1147	448	9480	103	

## OPPONENTS' STATISTICS

TEAM	--FIELD GOALS--			--3-PT FGS--			--FREE THROWS--			--REBOUNDS--			--MISCELLANEOUS--					--SCORING--		
	MADE	ATT.	P.C.T.	MADE	ATT.	P.C.T.	MADE	ATT.	P.C.T.	OFF.	DEF.	TOT.	AST	PF	QD	STL	TOT	BLK	PTS	AVG
Ari.	3177	7059	450 .932	2633	354	1298	1718	756	862	2718	3580	2006	1642	6	608	1284	425	8584	1047	+3.1
Miami	3141	7047	441 .911	2639	359	1332	1769	769	893	2712	3582	2010	1632	6	611	1362	431	8562	1047	+3.1
Mem.	3083	6836	451 .951	2635	360	1586	2023	784	781	2883	3664	1920	1758	9	626	1249	402	8703	106.1	-2.6
Utah	3276	7253	452 .860	2273	355	1372	1822	753	733	2762	3493	1873	1833	19	695	1366	374	8730	106.5	-0.6
Ind.	3271	7255	456 .858	2275	356	1336	1711	778	739	2822	3661	1822	1837	9	575	1087	367	8742	106.5	-0.6
Dan.	3266	7458	458 .828	2269	359	1373	1752	753	799	2685	3498	1920	1642	10	637	1136	407	8740	106.5	-0.6
Det.	3271	6969	469 .786	2278	345	1470	1947	755	747	2834	3581	1940	1748	23	566	1153	419	8798	107.3	-0.4
Bos.	3239	7222	448 .944	2748	344	1430	1872	764	852	2912	3761	1940	9	556	1241	317	8852	108.0	+4.4	
For.	3302	7330	452 .932	2748	344	1430	1872	764	852	2912	3761	1940	9	556	1241	317	8852	108.0	+4.4	
Hou.	3313	7106	466 .831	2444	340	1493	1944	768	899	2825	3724	1929	1640	4	607	1232	369	8950	109.1	-4.4
Milw.	3322	7669	433 .1073	2976	361	1242	1694	733	813	2902	3715	2031	1653	6	557	1096	395	8959	109.3	-8.8
S.A.	3404	7354	463 .961	2678	359	1429	1854	755	795	2844	3600	2025	1611	11	589	999	332	9018	110.0	-1.1
Salt.	3331	7354	463 .961	2678	359	1429	1854	755	795	2844	3600	2025	1611	11	589	999	332	9018	110.0	-1.1
Port.	3371	7384	457 .878	2445	359	1438	1868	770	842	2670	3512	1906	1699	15	603	1044	420	9058	110.5	-1.1
OKC.	3433	7272	460 .922	2592	356	1500	1971	761	811	2936	3747	2039	1684	10	672	1372	415	9088	110.5	-1.1
C.S.	3441	7311	470 .922	2748	361	1535	1971	761	811	2936	3747	2039	1684	10	672	1372	415	9088	110.5	-1.1
Chi.	3436	7311	470 .922	2748	361	1537	1970	761	811	2936	3747	2039	1686	10	672	1372	415	9088	110.5	-1.1
Bkn.	3460	7581	456 .848	2486	344	1442	1872	770	823	2889	3791	1944	1807	12	638	1044	432	9210	112.3	-0.4
Phi.	3418	7506	455 .843	2464	342	1545	2011	768	823	2743	3566	1917	1816	13	634	1045	336	9224	112.5	-0.4
Chi.	3418	7506	455 .843	2464	342	1545	2011	768	823	2743	3566	1917	1816	13	634	1045	336	9224	112.5	-0.4
LA-L	3438	7610	452 .971	2784	349	1459	1862	784	924	2918	3642	2053	1706	6	683	1167	421	9306	113.5	-1.1
LA-C	3438	7352	467 .969	2673	363	1493	1948	766	881	3016	3897	2028	1708	7	607	1084	458	9330	113.8	-9.8
N.Y.	3452	7352	467 .969	2673	363	1493	1948	766	881	3016	3897	2028	1708	7	607	1084	458	9330	113.8	-9.8
Clev.	3452	7352	467 .969	2673	363	1493	1948	766	881	3016	3897	2028	1708	7	607	1084	458	9330	113.8	-9.8
Clev.	3452	7352	467 .969	2673	363	1493	1948	766	881	3016	3897	2028	1708	7	607	1084	458	9330	113.8	-9.8
LA-C	3423	7490	457 .849	2477	343	1507	2157	757	925	2826	3751	1976	1969	28	568	1077	408	9372	114.0	-1.1
Sac.	3465	7430	466 .966	2837	348	1539	1998	770	917	3015	3932	2024	1753	8	618	1304	420	9455	115.3	-1.1
Wash.	3501	7441	473 .914	2889	370	1474	1895	778	936	3239	3875	2151	1741	8	631	1292	378	9588	116.8	-2.6
Atl.	3506	7471	480 .903	2820	372	1769	2320	758	87	2904	3775	2022	1817	12	640	1248	408	9788	119.4	-6.2
OKC'S	3515	7515	467 .935	2857	357	1587	1857	768	899	2825	3724	1929	1640	4	607	1232	369	8950	109.1	-4.4

## MISCELLANEOUS TEAM STATISTICS

TEAM	POINTS PER GAME		FIELD GOAL PERCENTAGE		TURNOVERS PER GAME		REBOUND PERCENTAGES			BELOW THE RIM PER GAME		OVERTIME		DECIDED 3 PTS. OR LESS		DECIDED 10 PTS. OR MORE	
	W	L	OWN	OPP.	OWN	OPP.	OWN	OPP.	TOT.	OWN	OPP.	W	L	OWN	L	OWN	L
Atlanta	113.3	119.4	451	473	17.0	15.0	247	764	506	11	5	3	1	9	6	7	31
Boston	112.4	108.0	465	448	12.8	15.1	212	716	493	9	20	4	0	5	6	16	24
Brooklyn	112.2	112.3	449	456	11.6	13.5	138	765	494	11	13	11	5	2	6	10	19
Charlotte	110.7	111.8	448	470	12.2	13.5	217	711	494	14	16	1	0	12	10	21	20
Chicago	104.9	113.4	453	473	14.1	13.1	194	773	483	27	14	3	2	8	8	9	31
Cleveland	104.5	114.1	444	495	13.5	12.5	237	770	503	31	9	3	1	5	4	13	42
Dallas	108.9	110.1	447	459	13.0	13.5	222	775	501	13	15	1	0	13	10	21	21
Denver	110.7	106.7	466	458	13.4	13.5	266	800	523*	12	27	2	0	13	3	23	11
Detroit	107.0	107.3	440	469	13.8	14.1	248	787	517	19	5	2	6	6	9	16	21
Golden State	111.7	111.2	443	453	13.3	14.1	225	771	498	8	13	1	0	7	10	24	10
Houston	113.9	109.7	449	466	13.3	15.0	228	744	486	12	17	2	4	5	7	29	12
Indiana	108.0	104.1	475	450	13.7	15.7	219	762	491	22	28	1	0	6	6	23	16
L.A. Clippers	114.1	114.7	455	457	13.2	15.2	220	760	490	9	15	5	0	10	12	14	10
L.A. Lakers	111.8	113.5	470	452	15.7	14.2	222	764	493	11	7	2	2	5	4	16	25
Memphis	103.5	106.1	450	451	14.0	15.2	200	776	488	37	22	4	6	9	14	19	19
Miami	105.0	105.9	450	441	14.1	14.7	248	767	498	24	27	1	0	11	7	11	7
Milwaukee	116.1*	109.3	476	433*	13.9	13.4	208	803*	506	5	21	1	3	5	6	45	5
Minnesota	112.5	114.0	456	467	13.1	14.7	246	749	498	8	13	3	3	8	5	19	22
New Orleans	115.4	116.8	473	466	13.6	13.6	241	768	498	10	13	2	0	6	6	10	16
New York	110.4	113.8	433	467	14.0	13.2	221	761	491	29	5	2	1	4	1	6	41
Oklahoma City	114.5	111.1	454	460	14.0	16.7*	260	782	521	11	11	2	3	6	7	23	12
Orlando	107.3	106.6	454	456	13.0	13.0	220	797	508	25	22	1	3	10	11	22	16
Philadelphia	115.2	115.5	479	455	13.6	15.7	227	745	786	12	12	1	0	11	2	21	16
Phoenix	107.5	116.8	459	482	15.6	15.7	205	725	465	23	6	3	5	5	5	40	5
Portland	114.7	110.5	467	457	13.8	12.4	266*	779	522	8	16	4	4	6	2	29	8
Sacramento	112.4	115.3	464	466	13.6	15.1	231	785	505	14	14	1	0	10	10	14	10
San Antonio	111.7	110.0	478	463	12.1*	12.2	210	794	502	13	19	3	1	7	4	15	26
Toronto	114.4	108.9	474	449	14.0	14.9	219	771	495	9	15	4	3	11	7	33	29
Utah	111.1	106.5	459	453	13.1	13.1	229	803	509	15	14	1	0	7	3	34	9
Washington	114.0	116.9	468	480	14.1	15.8	213	741	477	9	10	3	4	5	6	14	23

COMPOSITE: 2460 games 111.2 .461 14.1 .229 .771 449 449 67 192 596

\* - League Leader  
REBOUND PERCENTAGES  
OFF. - Percentage of a given team's missed shots which that team rebounds  
DEF. - Percentage of opponents' missed shots which a given team rebounds  
TOT. - Average of offensive and defensive rebound percentages.



## OFFENSIVE/DEFENSIVE STATS

### TEAMS' STATISTICS (PER GAME)

TEAM	G	FIELD GOALS			3-PT. FG'S			FREE THROWS			REBOUNDS			MISCELLANEOUS									
		MADE	ATT	PCT	MADE	ATT	PCT	MADE	ATT	PCT	OFF	DEF	TOT	AST	PF	DQ	STL	TO	BLK	PTS			
All.	82	41.37	91.76	.451	13.01	37.00	.352	17.60	23.39	.752	11.65	34.45	46.10	25.83	23.56	50.39	28.33	23.56	0.20	8.23	17.04	5.11	113.3
Atl.	82	42.09	90.52	.465	12.59	34.50	.365	15.63	19.49	.802	9.80	34.74	44.55	26.28	20.37	46.65	26.28	20.37	0.07	8.61	12.83	5.30	112.1
Bos.	82	40.26	89.73	.449	12.77	36.35	.353	18.96	25.46	.745	10.15	35.17	45.32	21.33	21.50	42.83	21.33	21.50	0.22	6.57	15.07	4.13	112.2
Bro.	82	40.21	89.78	.448	11.91	33.94	.351	18.41	23.11	.797	9.93	33.88	43.80	23.23	18.90	42.13	21.90	20.72	0.12	7.21	12.21	4.94	108.9
Chi.	82	39.83	87.87	.453	9.09	25.89	.351	16.20	20.67	.783	8.76	34.13	42.89	21.90	20.28	41.18	21.90	20.28	0.15	7.35	14.13	4.28	104.9
Cle.	82	38.89	87.61	.444	10.33	29.12	.355	16.37	20.66	.792	10.72	31.94	42.66	20.71	20.28	41.18	20.71	20.28	0.13	6.51	13.49	2.38	104.5
Dal.	82	38.80	86.85	.447	12.46	36.61	.340	18.79	25.32	.742	10.15	35.17	45.32	21.33	21.50	42.83	21.33	21.50	0.22	6.50	14.23	4.28	108.9
Den.	82	41.94	90.05	.466	11.01	31.35	.351	15.78	20.90	.755	11.85	34.54	46.39	27.38	20.05	47.43	27.38	20.05	0.13	7.73	13.44	4.43	110.7
Det.	82	38.84	88.27	.440	12.11	34.80	.348	17.26	23.09	.747	11.41	33.56	44.98	22.50	22.09	45.49	22.50	22.09	0.10	6.94	13.84	4.04	107.0
G.S.	82	44.05	89.77	.491	13.26	34.44	.385	16.33	20.39	.801	9.72	36.46	46.18	29.43	21.43	50.87	29.43	21.43	0.09	7.62	14.26	6.10	117.7
Hou.	82	39.24	87.35	.449	16.13	45.38	.356	19.29	24.40	.791	10.20	31.87	42.06	21.23	21.99	43.27	21.23	21.99	0.07	8.54	13.34	4.94	113.9
I.N.D.	82	41.34	87.01	.475	9.50	25.38	.374	15.83	21.06	.752	9.29	33.73	43.02	25.95	19.44	47.39	25.95	19.44	0.07	8.70	13.68	4.93	108.0
LA-C	82	41.27	87.54	.471	10.01	25.83	.388	22.60	28.54	.792	9.71	35.80	45.51	24.02	23.03	47.05	24.02	23.03	0.13	6.84	14.55	4.70	115.1
LA-L	82	42.57	90.55	.470	10.33	30.99	.333	16.29	23.29	.699	10.18	36.40	46.99	25.56	20.74	46.30	25.56	20.74	0.12	7.54	15.66	5.37	111.8
Mem.	82	37.96	84.44	.450	9.89	26.88	.342	17.72	22.95	.772	8.82	32.96	41.78	23.94	21.96	45.90	23.94	21.96	0.21	8.34	13.99	5.46	103.5
Miami	82	39.65	88.02	.450	11.32	32.41	.349	15.10	21.73	.695	11.23	35.11	46.34	24.28	20.88	45.16	24.28	20.88	0.04	7.65	14.73	5.46	105.7
Milw.	82	43.35	91.11	.476	13.48	38.22	.353	17.94	23.22	.773	9.29	40.44	49.73	26.05	19.61	45.66	26.05	19.61	0.11	7.50	13.87	5.93	118.1
Minn.	82	41.62	91.26	.456	10.09	28.74	.351	19.15	24.33	.787	11.26	33.54	44.79	24.61	20.29	46.89	24.61	20.29	0.20	8.33	13.10	5.01	112.5
N.O.	82	43.67	92.23	.473	10.27	29.87	.344	17.83	23.43	.761	11.09	36.21	47.29	27.02	21.12	58.14	27.02	21.12	0.09	7.44	14.67	5.38	115.4
N.Y.	82	38.22	88.30	.433	10.04	29.52	.340	18.10	23.85	.759	10.45	34.28	44.73	20.07	20.89	40.94	20.07	20.89	0.24	9.34	13.96	5.18	114.5
OKC	82	42.65	93.98	.454	11.37	32.65	.348	17.82	24.99	.713	12.57	35.50	48.07	23.38	22.43	55.81	23.38	22.43	0.24	9.34	13.96	5.18	114.5
Orl.	82	40.44	89.11	.454	11.43	32.11	.356	15.01	19.21	.782	10.02	35.39	45.41	25.55	18.61	47.16	25.55	18.61	0.07	6.62	13.20	5.43	107.3
Pho.	82	41.55	88.21	.471	10.81	30.17	.359	21.24	27.54	.771	11.88	36.89	47.77	26.91	21.28	50.19	26.91	21.28	0.07	7.39	14.91	5.27	115.2
Phoe.	82	40.11	87.37	.459	9.63	29.27	.329	17.65	22.66	.779	9.12	31.26	40.38	23.87	23.56	47.43	23.87	23.56	0.20	8.96	15.60	5.01	107.5
Port.	82	42.32	90.57	.467	11.02	30.73	.359	19.00	23.34	.814	11.79	36.20	47.99	23.01	20.35	51.36	23.01	20.35	0.17	6.66	13.84	5.04	114.7
Sac.	82	43.18	93.13	.464	11.30	29.94	.378	16.51	22.74	.726	11.05	34.38	45.43	25.40	21.35	56.75	25.40	21.35	0.15	8.28	13.35	4.43	114.2
S.A.	82	42.29	88.39	.478	10.98	29.38	.372	17.72	25.65	.813	9.23	34.79	45.72	26.51	21.07	56.75	26.51	21.07	0.15	8.28	13.35	4.43	114.2
San.	82	42.00	89.93	.474	12.38	33.79	.366	17.67	21.89	.804	9.59	35.61	45.43	25.40	21.35	56.75	25.40	21.35	0.15	8.28	13.35	4.43	114.2
Utah	82	40.41	86.37	.468	12.11	34.01	.356	18.78	25.51	.736	10.00	36.35	46.35	26.01	21.07	56.75	26.01	21.07	0.02	8.09	15.12	5.89	111.7
Wash.	82	42.15	90.09	.468	11.34	33.30	.341	18.39	23.94	.768	9.68	32.67	42.35	26.27	21.04	56.75	26.27	21.04	0.12	8.33	14.07	4.62	114.0

### OPPONENTS' STATISTICS (PER GAME)

TEAM	G	FIELD GOALS				3-PT. FG.'S				FREE THROWS				REBOUNDS				MISCELLANEOUS					
		MADE	ATT	PCT		MADE	ATT	PCT		MADE	ATT	PCT		OFF	DEF	TOT	AST	PF	DQ	STL	TO	BLK	PTS
All.	82	42.78	90.45	.473		12.35	34.39	.359		21.45	28.30	.758		10.62	35.41	46.04	26.85	22.16	0.15	9.88	15.05	5.46	119.4
Atl.	82	39.50	88.07	.448		11.51	33.51	.344		11.45	22.83	.764		10.39	35.51	45.90	23.66	19.54	0.11	6.78	15.13	3.87	108.0
Bkn.	82	42.20	92.45	.456		10.74	32.54	.328		17.59	23.80	.770		10.00	35.23	46.23	23.71	22.04	0.15	7.78	13.46	5.27	113.3
Bro.	82	41.90	89.16	.470		12.10	33.51	.361		15.94	20.24	.787		10.06	35.74	45.80	26.01	20.56	0.09	6.89	13.52	6.00	111.8
Chi.	82	42.24	89.22	.473		12.07	33.01	.365		16.79	22.01	.763		10.05	36.39	46.44	25.54	18.71	0.09	7.32	13.32	5.77	113.4
Cle.	82	43.16	87.17	.495		12.00	31.59	.380		15.77	20.49	.770		9.54	34.57	44.11	25.70	19.41	0.10	6.93	12.46	5.60	114.1
Dal.	82	40.94	89.21	.459		11.20	32.52	.344		17.07	21.98	.777		10.20	34.63	44.83	24.52	23.23	0.16	7.84	12.99	4.49	110.7
Den.	82	39.59	86.39	.458		10.82	33.93	.339		16.73	22.22	.753	9.74	32.74	43.49	24.53	20.83	0.13	7.44	13.52	4.96	106.7	
Det.	82	39.89	84.99	.469		9.59	27.78	.345		17.93	23.74	.755	9.11	34.56	43.67	23.66	21.32	0.28	6.90	14.06	5.11	107.3	
Hou.	82	40.43	91.11	.444		11.65	33.57	.347		18.72	24.23	.773	10.80	33.54	44.34	24.26	19.52	0.06	7.68	13.48	3.60	111.2	
Ind.	82	40.40	86.66	.466		10.13	29.80	.340		18.21	23.71	.768	10.96	34.45	45.41	23.52	20.00	0.05	7.40	15.02	4.50	109.1	
LA-C	82	38.74	86.09	.450		11.37	32.11	.354		15.63	20.95	.766	10.51	33.15	43.66	24.46	20.02	0.07	7.41	15.66	5.18	104.7	
LA-L	82	41.74	91.34	.457		10.35	30.21	.343		20.45	26.33	.777	11.28	34.46	45.74	24.10	24.01	0.34	8.26	13.18	6.07	114.3	
Mem.	82	41.93	92.80	.452		11.44	33.95	.349		17.79	22.71	.784	11.27	35.59	46.85	25.04	20.80	0.17	8.33	14.23	5.13	113.5	
Milw.	82	37.60	83.37	.451		11.60	32.18	.360		19.34	24.67	.784	9.52	35.16	44.68	24.31	21.44	0.11	7.62	13.23	4.90	106.1	
Minn.	82	38.30	86.78	.441		11.87	33.13	.358		17.46	22.70	.769	10.13	34.05	44.18	23.33	21.50	0.12	7.46	14.13	7.14	105.9	
N.O.	82	40.51	93.52	.433		13.09	36.29	.361		15.15	20.66	.733	9.91	35.39	45.30	24.77	20.16	0.07	6.79	13.37	4.82	109.3	
N.Y.	82	42.10	90.07	.467		12.07	33.56	.378		17.09	22.28	.767	11.23	34.41	45.65	26.16	21.89	0.15	6.57	14.74	5.55	114.0	
N.Y.	82	43.28	92.80	.466		12.27	33.73	.364		17.94	23.49	.764	10.95	34.82	45.77	26.51	21.00	0.13	8.56	13.57	5.43	116.8	
Orl.	82	41.88	89.66	.467		11.82	33.76	.363		18.21	23.76	.766	1										
Phi.	82	40.77	88.69	.460		10.38	31.61	.328		16.79	22.01	.763	10.05	36.39	46.44	25.54	18.71	0.09	7.32	13.32	5.77	113.4	
Phil.	82	39.93	87.62	.456		10.46	30.18	.347		16.29	20.94	.778	9.01	35.63	44.65	23.07	18.74	0.07	7.01	12.98	4.41	106.6	
Pho.	82	41.68	91.54	.455		10.28	30.35	.342		18.84	24.62	.768	10.04	33.45	43.49	23.38	22.15	0.16	7.73	12.74	4.10	112.5	
San.	82	42.46	88.17	.482		11.12	29.93	.372		20.79	27.60	.753	11.84	35.33	47.17	25.93	20.66	0.12	8.99	15.67	5.01	116.8	
Sac.	82	41.11	90.29	.467		10.29	28.79	.359		17.54	23.77	.764	10.24	34.24	44.48	24.24	21.72	0.10	7.27	12.57	5.12	111.5	
Sac.	82	42.26	90.61	.466		12.02	34.60	.348		18.77	24.37	.770	11.18	36.77	47.95	24.68	21.38	0.10	7.54	15.90	5.12	115.3	
S.A.	82	41.51	89.68	.463		11.72	32.66	.359		15.23	20.17	.755	9.22	34.68	43.90	24.70	19.65	0.13	7.18	12.18	4.05	110.0	
Tor.	82	40.27	89.66	.449		10.76	31.21	.345		17.06	23.20	.765	10.57	34.20	44.77	24.53	20.52	0.10	7.59	14.94	4.49	108.4	
Wash.	82	39.95	87.42	.456		10.72	35.65	.303		16.79	22.01	.763	10.05	36.39	46.44	25.54	18.71	0.09	7.32	13.32	5.77	113.4	
Wor.	82	43.41	90.54	.480		12.12	32.79	.370		17.98	23.31	.778	11.41	35.84	47.26	24.24	21.23	0.13	7.70	15.76	4.61	116.9	



## 2019 NBA PLAYOFFS

### EASTERN CONFERENCE FIRST ROUND

**BOSTON VS. INDIANA**  
(CELTICS WIN 4-0)  
April 14 IND 74 at BOS 84  
April 17 IND 91 at BOS 99  
April 19 BOS 104 at IND 96  
April 21 BOS 110 at IND 106

**MILWAUKEE VS. DETROIT**  
(BUCKS WIN 4-0)  
April 14 DET 86 at MIL 121  
April 17 DET 99 at MIL 120  
April 20 MIL 119 at DET 103  
April 22 MIL 127 at DET 104

**PHILADELPHIA VS. BROOKLYN**  
(76ERS WIN 4-1)  
April 13 BKN 111 at PHI 102  
April 15 BKN 123 at PHI 145  
April 18 PHI 131 at BKN 115  
April 20 PHI 112 at BKN 108  
April 23 BKN 100 at PHI 122

**TORONTO VS. ORLANDO**  
(RAPTORS WIN 4-1)  
April 13 ORL 104 at TOR 101  
April 16 ORL 82 at TOR 111  
April 19 TOR 98 at ORL 93  
April 21 TOR 107 at ORL 85  
April 23 ORL 96 at TOR 115

### EASTERN CONFERENCE SEMIFINALS

**MILWAUKEE VS. BOSTON**  
(BUCKS WIN 4-1)  
April 28 BOS 112 at MIL 90  
April 30 BOS 102 at MIL 123  
May 3 MIL 123 at BOS 116  
May 6 MIL 113 at BOS 101  
May 8 BOS 91 at MIL 116

**TORONTO VS. PHILADELPHIA**  
(RAPTORS WIN 4-3)  
April 27 PHI 95 at TOR 108  
April 29 PHI 94 at TOR 89  
May 2 TOR 95 at PHI 116  
May 5 TOR 101 at PHI 96  
May 7 PHI 89 at TOR 125  
May 9 TOR 101 at PHI 112  
May 12 PHI 90 at TOR 92

### EASTERN CONFERENCE FINALS

**MILWAUKEE VS. TORONTO**  
(RAPTORS WIN 4-2)  
May 15 TOR 100 at MIL 108  
May 17 TOR 103 at MIL 125  
May 19 MIL 112 at TOR 118  
May 21 MIL 102 at TOR 120  
May 23 TOR 105 at MIL 99  
May 25 MIL 94 at TOR 100

### WESTERN CONFERENCE FIRST ROUND

**DENVER VS. SAN ANTONIO**  
(NUGGETS WIN 4-3)  
April 13 SAS 101 at DEN 96  
April 16 SAS 105 at DEN 114  
April 18 DEN 108 at SAS 118  
April 20 DEN 117 at SAS 103  
April 23 SAS 90 at DEN 108  
April 25 DEN 103 at SAS 120  
April 27 SAS 86 at DEN 90

**GOLDEN STATE VS. LA CLIPPERS**  
(WARRIORS WIN 4-2)  
April 13 LAC 104 at GSW 121  
April 15 LAC 135 at GSW 131  
April 18 GSW 132 at LAC 105  
April 21 GSW 113 at LAC 105  
April 24 LAC 129 at GSW 121  
April 26 GSW 129 at LAC 110

**HOUSTON VS. UTAH**  
(ROCKETS WIN 4-1)  
April 14 UTA 90 at HOU 122  
April 17 UTA 98 at HOU 118  
April 20 HOU 104 at UTA 101  
April 22 HOU 91 at UTA 107  
April 24 UTA 93 at HOU 100

**PORTLAND VS. OKLAHOMA CITY**  
(TRAIL BLAZERS WIN 4-1)  
April 14 OKC 99 at POR 104  
April 16 OKC 94 at POR 114  
April 19 POR 108 at OKC 120  
April 21 POR 111 at OKC 98  
April 23 OKC 115 at POR 118

### WESTERN CONFERENCE SEMIFINALS

**GOLDEN STATE VS. HOUSTON**  
(WARRIORS WIN 4-2)  
April 28 HOU 100 at GSW 104  
April 30 HOU 109 at GSW 115  
May 4 GSW 121 at HOU 126  
May 6 GSW 108 at HOU 112  
May 8 HOU 99 at GSW 104  
May 10 GSW 118 at HOU 113

**PORTLAND VS. DENVER**  
(TRAIL BLAZERS WIN 4-3)  
April 29 POR 113 at DEN 121  
May 1 POR 97 at DEN 90  
May 3 DEN 137 at POR 140  
May 5 DEN 116 at POR 112  
May 7 POR 98 at DEN 124  
May 9 DEN 108 at POR 119  
May 12 POR 100 at DEN 96

### WESTERN CONFERENCE FINALS

**GOLDEN STATE VS. PORTLAND**  
(WARRIORS WIN 4-0)  
May 14 POR 94 at GSW 116  
May 16 POR 111 at GSW 114  
May 18 GSW 110 at POR 99  
May 20 GSW 119 at POR 117


### 2019 NBA FINALS

**TORONTO VS. GOLDEN STATE**  
(RAPTORS WIN 4-2)  
May 30 GSW 109 at TOR 118  
June 2 GSW 109 at TOR 104  
June 5 TOR 123 at GSW 109  
June 7 TOR 105 at GSW 92  
June 10 GSW 106 at TOR 105  
June 13 TOR 114 at GSW 110

## NBA PLAYOFF STRUCTURE/ATTENDANCE



### 2020 NBA PLAYOFF STRUCTURE



Eight teams from each conference qualify for the NBA Playoffs. The three division winners and the team with the next-best record from each conference will receive the top four seeds and will be ranked Nos. 1-4 according to their regular-season records. The remaining four teams in each conference will be seeded 5-8 according to their won-lost records. In each round of the playoffs, the team with the better regular-season won-lost record gets the home-court advantage.

All rounds of the playoffs are a best-of-seven series. Each best-of-seven series will play 2-2-1-1-1 format.

### 2018-19 FINAL REGULAR SEASON ATTENDANCE

TEAM	HOME ATTENDANCE			ROAD ATTENDANCE		
	G	ATT	AVG	G	ATT	AVG
Atlanta Hawks	41	630,440	15,377	41	729,237	17,786
Boston Celtics	41	763,584	18,624	41	765,533	18,672
Brooklyn Nets	41	612,597	14,941	41	741,515	18,086
Charlotte Hornets	41	676,570	16,502	41	723,570	17,648
Chicago Bulls	41	823,475	20,085	41	730,710	17,822
Cleveland Cavaliers	41	793,337	19,350	41	722,921	17,632
Dallas Mavericks	41	820,569	20,014	41	741,033	18,074
Denver Nuggets	41	756,457	18,450	41	716,494	17,475
Detroit Pistons	41	675,963	16,487	41	730,583	17,819
Golden State Warriors	41	803,436	19,596	41	770,397	18,790
Houston Rockets	41	740,392	18,058	41	734,766	17,921
Indiana Pacers	41	689,310	16,812	41	732,774	17,873
Los Angeles Clippers	41	710,327	17,325	41	706,573	17,233
Los Angeles Lakers	41	778,877	18,997	41	773,355	18,862
Memphis Grizzlies	41	638,332	15,569	41	720,763	17,580
Miami Heat	41	805,264	19,641	41	745,217	18,176
Milwaukee Bucks	41	721,692	17,602	41	747,607	18,234
Minnesota Timberwolves	41	627,543	15,306	41	723,775	17,653
New Orleans Pelicans	41	656,183	16,004	41	724,356	17,667
New York Knickerbockers	41	779,087	19,002	41	720,226	17,566
Oklahoma City Thunder	41	746,350	18,204	41	732,517	17,866
Orlando Magic	41	720,024	17,562	41	724,048	17,660
Philadelphia 76ers	41	838,564	20,453	41	733,699	17,895
Phoenix Suns	41	627,023	15,293	41	737,301	17,983
Portland Trail Blazers	41	799,345	19,496	41	735,976	17,951
Sacramento Kings	41	700,975	17,097	41	705,164	17,199
San Antonio Spurs	41	750,616	18,308	41	712,647	17,382
Toronto Raptors	41	812,822	19,825	41	747,839	18,240
Utah Jazz	41	732,240	17,860	41	718,204	17,517
Washington Wizards	41	716,996	17,488	41	717,896	17,510
<b>TOTALS</b>	<b>1230</b>	<b>21,948,390</b>	<b>17,844</b>	<b>1230</b>	<b>21,966,696</b>	<b>17,859</b>



### NBA G League Office

Olympic Tower, 645 5th Avenue; New York, NY 10022  
Media Relations: Sam Hoffman (shoffman@nba.com)  
and Devon Garden (dgarden@nba.com)

#### Agua Caliente Clippers of Ontario

1947 East Convention Center Way; Ontario, CA 91764  
Tel: (909) 406-9090  
Arena: Citizens Business Bank Arena  
Media Relations Contact: Brandon Ehrlich (behrlch@clippers.com)  
Website: www.aguacalienteclippers.com  
NBA Affiliation: LA Clippers

#### Austin Spurs

13581 Pond Springs Road, Suite 108, Austin, TX 78729  
Tel: (512) 236-8333; Fax: (512) 236-8444  
Arena: H-E-B Center at Cedar Park  
Media Relations Contact: Perri Travillion (ptravillion@attcenter.com); Lauren Venticincque (lenticincque@attcenter.com)  
Website: www.austinspurs.com  
NBA Affiliation: San Antonio

#### Canton Charge

1101 Market Avenue North; Canton, OH 44702  
Tel: (866) 444-1944; Fax: (330) 489-1703  
Arena: Canton Memorial Civic Center  
Media Relations Contact: Sean Wyatt (swyatt@cantoncharge.com); Mike Clark (mclark@cantoncharge.com)  
Website: www.cantoncharge.com  
NBA Affiliation: Cleveland

#### Capital City Go-Go

601 F Street, NW, 4th Floor; Washington, DC 20004  
Tel: (202) 292-1058  
Arena: Entertainment & Sports Arena in Congress Heights  
Media Relations Contact: Matt Quinn (mquinn@monumentalsports.com)  
Website: www.CapitalCityGoGo.com  
NBA Affiliation: Washington

#### Delaware Blue Coats

300 Martin Luther King Blvd., Ste. 200; Wilmington, DE 19801  
Tel: (302) 504-7587; Fax: (302) 351-5370  
Arena: 76ers Fieldhouse  
Media Relations Contact: Amanda Janczak (amandajanczak@76ers.com); Alex Yoh (alexayoh@76ers.com)  
Website: www.sixers.com/bluecoats  
NBA Affiliation: Philadelphia

#### Erie BayHawks

110 East 8th Street; Erie, PA 16501  
Tel: (814) 790-5600; Fax: (814) 790-5608  
Arena: Erie Insurance Arena  
Media Relations Contact: Billy Hartman (billy.hartman@nbaerie.com)  
Website: www.nbaerie.com  
NBA Affiliation: Atlanta

#### Fort Wayne Mad Ants

1910 St. Joe Center Rd., Suite 61; Fort Wayne, IN 46825  
Tel: (260) 469-4667; Fax: (260) 469-4674  
Arena: Allen County War Memorial Coliseum  
Media Relations Contact: Ryan Stevens (rstevens@ftwaynemadants.com)  
Website: www.ftwaynemadants.com  
NBA Affiliation: Indiana

#### Grand Rapids Drive

40 Monroe Center NW, Suite 111; Grand Rapids MI 49503  
Tel: (844) 473-7483  
Arena: DeltaPlex Arena  
Media Relations Contact: Rob Johnson (rjohnson@nbgandrapids.com)  
Website: www.nbgandrapids.com  
NBA Affiliation: Detroit

#### Greensboro Swarm

2411 West Gate City Blvd.; Greensboro, NC 27403  
Tel: (336) 907-3600  
Arena: Fieldhouse at the Greensboro Coliseum Complex  
Media Relations Contact: Justin Trujillo (jtrujillo@gswarm.com)  
Website: www.gswarm.com  
NBA Affiliation: Charlotte

#### Iowa Wolves

730 3rd Street; Des Moines, Iowa 50309  
Tel: (515) 504-8550; Fax: (515) 564-8551  
Arena: Wells Fargo Arena  
Media Relations Contact: Seth Nutting (seth.nutting@iawolves.com)  
Website: www.iawolves.com  
NBA Affiliation: Minnesota

#### Lakeland Magic

701 West Lime Street; Lakeland, FL 33815  
Tel: (863) 825-3258; Fax: (863) 825-3279  
Arena: RP Funding Center  
Media Relations Contact: Ashley Foss (afoss@lakelandmagic.com)  
Website: www.lakelandmagic.com  
NBA Affiliation: Orlando

#### Long Island Nets

168 39th Street, 8th Floor; Brooklyn, NY 11232  
Tel: (718) 215-2299; Fax: (718) 522-3544  
Arena: NYCB Live's Nassau Veterans Memorial Coliseum  
Media Relations Contact: Megan Walsh (mwalsh@brooklynets.com)  
Website: www.longislandnets.com  
NBA Affiliation: Brooklyn

#### Maine Red Claws

550 Forest Avenue; Portland, ME 04012  
Tel: (207) 210-6655; Fax: (207) 210-6659  
Arena: Portland Exposition Building  
Media Relations Contact: Evans Boston (eboston@maineredclaws.com)  
Website: www.maineredclaws.com  
NBA Affiliation: Boston

#### Memphis Hustle

191 Beale Street; Memphis, TN 28103  
Tel: (901) 205-1234; Fax: (901) 205-1244  
Arena: The Landers Center  
Media Relations Contact: Geoffrey Langham (glangham@grizzlies.com)  
Website: www.memphishustle.com  
NBA Affiliation: Memphis

#### Northern Arizona Suns

3201 N. Main Street; Prescott Valley, AZ 86314  
Tel: (928) 772-7867  
Arena: Prescott Valley Event Center  
Media Relations Contact: Jake Withee (jwithe@nazzsuns.com)  
Website: www.nazzsuns.com  
NBA Affiliation: Phoenix

#### Oklahoma City Blue

208 Thunder Drive; Oklahoma City, OK 73102  
Tel: (405) 208-4800; Fax: (405) 429-7900  
Arena: Cox Convention Center  
Media Relations Contact: Laila Wani (lwani@okcthunder.com); Shelby Willingham (swillingham@okcthunder.com)  
Website: www.oklahomacityblue.com  
NBA Affiliation: Oklahoma City

#### Raptors 905

5600 Rose Cherry Place; Mississauga, ON L4Z4B6  
Tel: (416) 815-5600; Fax: (416) 357-9205  
Arena: Paramount Fine Foods Centre  
Media Relations Contact: Stefano Toniutti (Stefano.toniutti@r905.com)  
Website: www.raptors905.com  
NBA Affiliation: Toronto

#### Rio Grande Valley Vipers

4900 S. I-69; Edinburg, Texas, 78539  
Tel: (956) 972-1144; Fax: (956) 972-1150  
Arena: Bert Ogden Arena  
Media Relations Contact: Amairani Ramirez (media@rgvipers.com)  
Website: www.rgvipers.com  
NBA Affiliation: Houston

#### Salt Lake City Stars

301 West South Temple; Salt Lake City, UT 84101  
Tel: (801) 325-2500  
Arena: Lifetime Activities Center – Bruin Arena  
Media Relations Contact: Matt de Nesnera (matt.denesnera@utahjazz.com)  
Website: www.slstars.com  
NBA Affiliation: Utah

#### Santa Cruz Warriors

903 Pacific Avenue, Suite 101; Santa Cruz, CA 95060  
Tel: (831) 731-4396; Fax: (831) 466-3201  
Arena: Kaiser Permanente Arena  
Media Relations Contact: Massimo Degaudenzi (massimo@santacruzbasketball.com)  
Website: www.santacruzbasketball.com  
NBA Affiliation: Golden State

#### Sioux Falls Skyforce

2131 South Minnesota Ave; Sioux Falls, SD 57105  
Tel: (605) 332-0605; Fax: (605) 332-2305  
Arena: Sanford Pentagon  
Media Relations Contact: Matt Dykstra (mdykstra@skyforceonline.com)  
Website: www.skyforceonline.com  
NBA Affiliation: Miami

#### South Bay Lakers

2275 E. Mariposa Ave.; El Segundo, CA 90245  
Tel: (310) 426-6000; Fax: (310) 426-6031  
Arena: Toyota Sports Center  
Media Relations Contact: Noah Camarena (ncamarena@sb-lakers.com)  
Website: www.sblakers.com  
NBA Affiliation: Los Angeles Lakers

#### Stockton Kings

400 E. Main, Suite 760, 95202; Stockton, CA  
Tel: (888) 465-7209  
Arena: Stockton Arena  
Media Relations Contact: Raahsan Gethers (rgethers@kings.com)  
Website: www.stocktonkings.com  
NBA Affiliation: Sacramento

#### Texas Legends

2601 Avenue of the Stars, Suite 300; Frisco, TX 75034  
Tel: (214) 469-0822; Fax: (214) 469-0823  
Arena: Dr. Pepper Arena  
Media Relations Contact: Britney Wynn (bwyynn@texlegends.com)  
Website: www.texlegends.com  
NBA Affiliation: Dallas

#### Westchester Knicks

198 Central Ave.; White Plains, NY 10606  
Tel: (914) 559-6888  
Arena: Westchester County Center  
Media Relations Contact: Derek Lapinski (derek.lapinski@msg.com)  
Website: www.westchesterknicks.com  
NBA Affiliation: New York

#### Windy City Bulls

5333 Prairie Stone Parkway; Hoffman Estates, IL 60192  
Tel: (84) 396-7070  
Arena: Sears Centre Arena  
Media Relations Contact: Kalyn Hutchinson (khutchinson@bulls.com)  
Website: www.windycitybulls.com  
NBA Affiliation: Chicago

#### Wisconsin Herd

549 High Avenue; Oshkosh, WI 54901  
Tel: (920) 233-4374; Fax: (920) 744-0238  
Arena: Menominee Nation Arena  
Media Relations Contact: Eric Kohlbeck (ekohlbeck@bucks.com)  
Website: www.wisconsinherd.com  
NBA Affiliation: Milwaukee



## 2019-20 NBA OFFICE DIRECTORY

### NATIONAL BASKETBALL ASSOCIATION NBA ENTERTAINMENT WOMEN'S NATIONAL BASKETBALL ASSOCIATION NBA G LEAGUE NBA 2K LEAGUE

**NEW YORK**  
Olympic Tower 645 Fifth Avenue  
New York, NY 10022  
Telephone: (212) 407-8000  
Fax: (212) 832-3861

**NEW JERSEY**  
100 Plaza Drive  
Secaucus, NJ 07094  
Telephone: (201) 865-1500  
Fax: (201) 974-5973

## INTERNATIONAL OFFICES

### AFRICA

9th Floor GreenPark Corner  
3 Lower Road Morningside 2196  
Johannesburg, South Africa  
Telephone: +27-100-072-668

### ASIA/PACIFIC

#### CHINA—BEIJING

19th Floor, Office Tower 2, China Central Place  
No. 79 Jianguo Road, Chaoyang District  
Beijing, China 100025  
Telephone: +86-10-5200-8200  
Fax: +86-10-5200-8202

#### CHINA—SHANGHAI

Unit 2703-2708, 27F, Tower 2 Plaza  
66 1266 Nanjing West Road,  
Jing An District  
Shanghai, China 200040  
Telephone: +86-21-6137-2200  
Fax: +86-21-6288-9920

### HONG KONG

Room 3101, Lee Gardens One  
33 Hysan Avenue  
Causeway Bay, Hong Kong  
Telephone: +852-2843-9600  
Fax: +852-2536-4808

### PHILIPPINES

Unit 1701, World Plaza Building  
5th Avenue corner 30th Street  
Bonifacio Global City  
Taguig, 1634 Philippines  
Jandric Lim, Communications  
Telephone: +632-866-8205

### TAIWAN

Suite 1303, No. 88, Section 2  
Chung Hsiao East Road  
Taipei, Taiwan ROC 100  
Telephone: +886-2-2397-8000  
Fax: +886-2-2358-1098

### CANADA

50 Bay Street, Suite 1402  
Toronto, Ontario Canada M5J 3A5  
Telephone: (416) 682-2000  
Fax: (416) 364-0205

### EUROPE & THE MIDDLE EAST

#### LONDON

Endeavour House,  
189 Shaftesbury Avenue  
London, United Kingdom WC2H 8JR  
Telephone: +44-20-7420-8900

### SPAIN

Leganitos Street 6th Floor  
28013 Madrid, Spain  
Ignasi Castello, Communications  
Telephone: +34-912-153-573

### INDIA

Tower 1, 10th Floor  
Indiabulls Finance Center  
Senapati Bapat Marg  
Mumbai Maharashtra 400013  
Telephone: +91-22-6124-6100

### LATIN AMERICA

#### BRAZIL

Av Borges de Medeiros, 633  
Sala 301 – Leblon  
Rio de Janeiro, RJ, Brazil 22430-041  
Telephone: +55-21-3206-6400  
Fax: +55-21-2586-6001

#### MEXICO

Av. Prolongacion Paseo de la Reforma  
No. 1236, Piso 6,  
Planta Baja Desarrollo Santa Fe  
Cuajimalpa De Morelos, Ciudad De Mexico 05348  
Telephone: +52-55-9171-7700

## 2018-19 NBA G LEAGUE



## G LEAGUE STANDINGS

### G LEAGUE EASTERN CONFERENCE

#### G League Atlantic Division

Team	W	L	Pct	G	B	Home	Road	Last	10	Streak
Long Island	34	16	.680	—	19	6	15	10	9-1	Won 3
Raptors	905	29	21	.580	5.0	13	12	16	9	5-5
Westchester	29	21	.580	5.0	16	9	13	12	6-4	Lost 1
Delaware	21	29	.420	13.0	13	12	8	17	4-6	Won 1
Maine	19	31	.380	15.0	11	14	8	17	2-8	Lost 4

#### G League Central Division

Team	W	L	Pct	G	B	Home	Road	Last	10	Streak
Grand Rapids	28	22	.560	—	14	11	14	11	8-2	Won 2
Windy City	27	23	.540	1.0	15	10	12	13	6-4	Lost 3
Fort Wayne	23	27	.460	5.0	14	11	9	16	4-6	Lost 1
Canton	22	28	.440	6.0	10	15	12	13	5-5	Won 1
Wisconsin	12	38	.240	16.0	8	17	4	21	2-8	Lost 4

#### G League Southeast Division

Team	W	L	Pct	G	B	Home	Road	Last	10	Streak
Lakeland	32	18	.640	—	18	7	14	11	7-3	Won 4
Capital City	25	25	.500	7.0	14	11	11	14	4-6	Won 1
Erie	24	26	.480	8.0	17	8	7	18	5-5	Won 3
Greensboro	24	26	.480	8.0	10	15	14	11	4-6	Won 1

### G LEAGUE WESTERN CONFERENCE

#### G League Southwest Division

Team	W	L	Pct	G	B	Home	Road	Last	10	Streak
Rio Grande Valley	34	16	.680	---	18	7	16	9	7-3	Won 2
Salt Lake City	27	23	.540	7.0	15	10	12	13	6-4	Won 1
Austin	20	30	.400	14.0	13	12	7	18	4-6	Lost 2
Texas	16	34	.320	18.0	14	11	2	23	2-8	Lost 2

#### G League Pacific Division

Team	W	L	Pct	G	B	Home	Road	Last	10	Streak
Santa Cruz	34	16	.680	—	20	5	14	11	6-4	Won 3
Stockton	30	20	.600	4.0	18	7	12	13	5-5	Lost 1
Agua Caliente	26	24	.520	8.0	14	11	12	13	5-5	Lost 2
South Bay	21	29	.420	13.0	13	12	8	17	6-4	Lost 2
Northern Arizona	12	38	.240	22.0	7	18	5	20	3-7	Won 1

#### G League Midwest Division

Team	W	L	Pct	G	B	Home	Road	Last	10	Streak
Oklahoma City	34	16	.680	—	17	8	17	8	9-1	Won 4
Memphis-GLG	28	22	.560	6.0	16	9	12	13	6-4	Lost 1
Sioux Falls	24	26	.480	10.0	13	12	11	14	1-9	Lost 1
Iowa	20	30	.400	14.0	13	12	7	18	4-6	Lost 1

## 2018 NBA G LEAGUE POSTSEASON RESULTS

### FIRST ROUND

#### (Single Elimination)

#### Tuesday, March 26

Raptors 905 defeat Grand Rapids Drive, 91-90 (OT)  
Oklahoma City Blue defeat Salt Lake City Stars, 118-113

#### Wednesday, March 27

Westchester Knicks defeat Windy City Bulls, 95-82  
Memphis Hustle defeat Stockton Kings, 122-119

### CONFERENCE SEMIFINALS

#### (Single Elimination)

#### Friday, March 29

Long Island Nets Long Island Nets defeat Raptors 905, 112-99  
Lakeland Magic defeat Westchester Knicks, 104-91  
Rio Grande Valley Vipers defeat Memphis Hustle, 135-118  
Santa Cruz Warriors defeat OKC Blue, 117-102

### CONFERENCE FINALS

#### (Single Elimination)

#### Tuesday, April 2

Long Island Nets defeat Lakeland Magic, 108-106 (OT)  
Rio Grande Valley Vipers defeat Santa Cruz Warriors, 144-125

### FINALS

#### (BEST OF 3)

#### Sunday, April 7

Long Island Nets defeat Rio Grande Valley Vipers, 117-107

#### Tuesday, April 9

Rio Grande Valley Vipers defeat Long Island Nets, 127-116

#### Friday, April 12

Rio Grande Valley Vipers defeat Long Island Nets, 129-112

## 2018-19 NBA G LEAGUE STATISTICAL LEADERS

SCORING AVERAGE	G	FG	FT	PTS	AVG	REBOUNDS PER GAME	G	OFF	DEF	TOT	AVG	ASSISTS PER GAME	G	AST	AVG
Loyd, Rap.	41	308	218	924	22.5	Delgado, ACC	44	178	473	651	14.8	Lemon, MNE-WCB	43	360	8.4
Johnson-Odom, Iowa	46	359	227	1033	22.5	Williams, LIN	41	135	394	529	12.9	Machado, SBL	45	362	8.0
Lucas, Stoc-GRD	38	303	131	829	21.8	Onuaku, GBO	44	135	414	549	12.5	Chiozza, Cap.-RGV-Cap.	47	364	7.7
Thornton, GRD	35	276	94	753	21.5	Cooke, NAS.-Rap.	45	203	244	447	9.9	Smith, GRD	45	335	7.4
Dozier, MNE	46	379	139	970	21.1	Jones, SBL	47	160	290	450	9.6	Gaddy, OKL	49	363	7.4
Lemon, MNE-WCB	43	372	116	898	20.9	Ochelfu, Stoc	39	108	241	349	8.9	Trice, WIS-Aus.	36	253	7.0
Williams, LIN	41	307	181	812	19.8	Moore, FWN-Aus.	47	165	249	414	8.8	Dozier, MNE	46	310	6.7
Musa, LIN	36	243	134	702	19.5	Hamilton, GRD	49	187	242	429	8.8	Allen, Wes.	39	260	6.7
Nunn, SCW	49	375	114	948	19.3	Bohannon, MNE	43	113	262	375	8.7	Smith, CTN	50	326	6.5
Macon, TEX.	41	260	192	780	19.0	Williams, SBL	36	121	192	313	8.7	N. Johnson, Aus.-WIS	37	236	6.4
Delgado, ACC	44	352	104	816	18.5	Anderson, Del.	37	114	204	318	8.6	Macon, TEX.	41	253	6.2
Blossomgame, Aus.-CTN	35	251	101	648	18.5	Solomon, OKL	35	111	189	300	8.6	Loyd, Rap.	41	250	6.1
Hunter, Erie-MNE	44	267	146	810	18.4	Pelle, Del.	36	88	213	301	8.4	Farrell, Del.	45	273	6.1
Barford, GBO	47	329	88	834	17.7	Putney, SXF	40	45	286	331	8.3	Gillon, Erie-GBO	46	278	6.0
Cavanaugh, SLC	41	239	158	727	17.7	Brimah, Aus.	47	148	228	376	8.0	S. Scott, LIN	46	273	5.9
Warney, TEX.-Wes.	47	337	102	816	17.4	Terry, CTN-SXF	39	107	203	310	7.9	Cousins, SLC	39	230	5.9
Simmons, CTN	35	228	104	599	17.1	Cavanaugh, SLC	41	65	253	318	7.8	Stark, Iowa	39	226	5.8
Gray, FWN	46	284	152	786	17.1	Warney, TEX.-Wes.	47	118	237	355	7.6	Lucas, Stoc-GRD	38	209	5.5
Trice, WIS-Aus.	36	226	84	609	16.9	Davis, SCW	43	81	240	321	7.5	Caupain, LAK	49	267	5.4
Harvey, MHU	38	228	82	642	16.9	Woodbury, Stoc-GRD	38	105	173	278	7.3	Chealey, GBO	43	233	5.4



## 2018-19 ALL-NBA G LEAGUE TEAMS

### FIRST TEAM

Chris Boucher – Raptors 905  
Angel Delgado – Agua Caliente Clippers  
Jordan Loyd – Raptors 905  
Jordan McRae – Capital City Go-Go  
Alan Williams – Long Island Nets

### SECOND TEAM

Isaiah Hartenstein – Rio Grande Valley Vipers  
Walter Lemon Jr. – Windy City Bulls  
Yante Maten – Sioux Falls Skyforce  
Johnathan Motley – Agua Caliente Clippers  
Theo Pinson – Long Island Nets

### THIRD TEAM

PJ Dozier – Maine Red Claws  
Amile Jefferson – Lakeland Magic  
Kalin Lucas – Grand Rapids Drive  
Duncan Robinson – Sioux Falls Skyforce  
Christian Wood – Wisconsin Herd

### AII-NBA G LEAGUE ALL-ROOKIE TEAM

Chris Chiozza – Capital City Go-Go  
Angel Delgado – Agua Caliente Clippers  
Yante Maten – Sioux Falls Skyforce  
Theo Pinson – Long Island Nets  
Duncan Robinson – Sioux Falls Skyforce

### ALL-NBA G LEAGUE ALL-DEFENSIVE TEAM

Kadeem Allen – Westchester Knicks  
Chris Boucher – Raptors 905  
Amida Brimah – Austin Spurs  
Gary Payton II – Rio Grande Valley Vipers  
Norvel Pelle – Delaware Blue Coats



## ALL-TIME RECORDS

## YEAR-BY-YEAR RECORD



Season	Home	Road	Neutral	Overall
1967-68	9-19	7-24	7-16	23-59
1968-69	18-18	6-29	6-5	30-52
1969-70	22-14	10-26	4-6	36-46
1970-71	27-13	11-30	0-1	38-44
1971-72	28-12	18-22	1-1	47-35
1972-73	16-25	10-29	0-2	26-56
1973-74	22-19	14-27	0-0	36-46
1974-75	24-17	19-22	0-0	43-39
1975-76	31-10	12-29	0-0	43-39
1976-77	27-14	13-28	0-0	40-42
1977-78	31-10	16-25	0-0	47-35
1978-79*	31-10	21-20	0-0	52-30
1979-80	33-8	23-18	0-0	56-26
1980-81	22-19	12-29	0-0	34-48
1981-82	31-10	21-20	0-0	52-30
1982-83	29-12	19-22	0-0	48-34
1983-84	32-9	10-31	0-0	42-40
1984-85	20-21	11-30	0-0	31-51
1985-86	24-17	7-34	0-0	31-51
1986-87	25-16	14-27	0-0	39-43
1987-88	32-9	12-29	0-0	44-38
1988-89	31-10	16-25	0-0	47-35
1989-90	30-11	11-30	0-0	41-41
1990-91	28-13	13-28	0-0	41-41
1991-92	28-13	19-22	0-0	47-35
1992-93	32-8	21-19	2-0	55-27
1993-94	37-4	26-15	0-0	63-19
1994-95	32-9	25-16	0-0	57-25
1995-96	38-3	26-15	0-0	64-18
1996-97	31-10	26-15	0-0	57-25
1997-98	35-6	26-15	0-0	61-21
1998-99	17-8	8-17	0-0	25-25
1999-00	24-17	21-20	0-0	45-37
2000-01	26-15	18-23	0-0	44-38
2001-02	26-15	19-22	0-0	45-37
2002-03	25-16	15-26	0-0	40-42
2003-04	20-20	15-25	2-0	37-45
2004-05	26-15	26-15	0-0	52-30
2005-06	22-19	13-28	0-0	35-47
2006-07	20-21	11-30	0-0	31-51
2007-08	13-28	7-34	0-0	20-62
2008-09	15-26	8-33	0-0	23-59
2009-10	27-14	23-18	0-0	50-32
2010-11	30-11	25-16	0-0	55-27
2011-12	26-7	21-12	0-0	47-19
2012-13	34-7	26-15	0-0	60-22
2013-14	34-7	25-16	0-0	59-23
2014-15	29-12	16-25	0-0	45-37
2015-16	32-9	23-18	0-0	55-27
2016-17	28-13	19-22	0-0	47-35
2017-18	27-14	21-20	0-0	48-34
2018-19	27-14	22-19	0-0	49-33
<b>TOTALS</b>	<b>1386-697</b>	<b>879-1205</b>	<b>18-31</b>	<b>2283-1933</b>
<b>PCT.</b>	<b>.665</b>	<b>.422</b>	<b>.367</b>	<b>.542</b>

\* Won NBA Championship



## COACHES RECORDS

### COACHES YEAR-BY-YEAR

SEASON	COACH	W-L	PCT	FINISH	PLAYOFFS PCT
1967-68	Al Bianchi	23-59	.280	5th/West	Did not qualify
1968-69	Al Bianchi	30-52	.366	6th/West	Did not qualify
1969-70	Lenny Wilkens	36-46	.439	5th/West	Did not qualify
1970-71	Lenny Wilkens	38-44	.463	4th/Pacific	Did not qualify
1971-72	Lenny Wilkens	47-35	.573	3rd/Pacific	Did not qualify
1972-73	Tom Nissalke	13-32			
	Bucky Buckwalter	13-24			
	Total	26-56	.317	4th/Pacific	Did not qualify
1973-74	Bill Russell	36-46	.439	3rd/Pacific	Did not qualify
1974-75	Bill Russell	43-39	.524	2nd/Pacific	4-5 .444
1975-76	Bill Russell	43-39	.524	2nd/Pacific	2-4 .333
1976-77	Bill Russell	40-42	.488	4th/Pacific	Did not qualify
1977-78	Bob Hopkins	5-17			
	Lenny Wilkens	42-18			
	Total	47-35	.573	3rd/Pacific	13-9 .590
1978-79	Lenny Wilkens	52-30	.634	1st/Pacific	12-5 .706
1979-80	Lenny Wilkens	56-26	.683	2nd/Pacific	7-8 .467
1980-81	Lenny Wilkens	34-48	.415	6th/Pacific	Did not qualify
1981-82	Lenny Wilkens	52-30	.634	2nd/Pacific	3-5 .375
1982-83	Lenny Wilkens	48-34	.585	3rd/Pacific	0-2 .000
1983-84	Lenny Wilkens	42-40	.512	3rd/Pacific	2-3 .400
1984-85	Lenny Wilkens	31-51	.378	4th/Pacific	Did not qualify
1985-86	Bernie Bickerstaff	31-51	.378	5th/Pacific	Did not qualify
1986-87	Bernie Bickerstaff	39-43	.475	4th/Pacific	7-7 .500
1987-88	Bernie Bickerstaff	44-38	.537	3rd/Pacific	2-3 .400
1988-89	Bernie Bickerstaff	47-35	.573	3rd/Pacific	3-5 .375
1989-90	Bernie Bickerstaff	41-41	.500	4th/Pacific	Did not qualify
1990-91	K.C. Jones	41-41	.500	5th/Pacific	2-3 .400
1991-92	K.C. Jones	18-18			
	Bob Kloppenburg	2-2			
	George Karl	27-15			
	Total	47-35	.573	4th/Pacific	4-5 .444
1992-93	George Karl	55-27	.670	2nd/Pacific	10-9 .526
1993-94	George Karl	63-19	.768	1st/Pacific	2-3 .400
1994-95	George Karl	57-25	.695	2nd/Pacific	1-3 .250
1995-96	George Karl	64-18	.780	1st/Pacific	13-8 .619
1996-97	George Karl	57-25	.695	1st/Pacific	6-6 .500
1997-98	George Karl	61-21	.753	1st/Pacific	4-6 .400
1998-99	Paul Westphal	25-25	.500	5th/Pacific	Did not qualify
1999-00	Paul Westphal	45-37	.549	4th/Pacific	2-3 .400
2000-01	Paul Westphal	6-9			
	Nate McMillan	38-29			
	Total	44-38	.537	5th/Pacific	Did not qualify
2001-02	Nate McMillan	45-37	.549	4th/Pacific	2-3 .400
2002-03	Nate McMillan	40-42	.488	5th/Pacific	Did not qualify
2003-04	Nate McMillan	37-45	.451	5th/Pacific	Did not qualify
2004-05	Nate McMillan	52-30	.634	1st/Northwest	6-5 .545
2005-06	Bob Weiss	13-17	.433		
	Bob Hill	22-30	.423		
	Total	35-47	.427	3rd/Northwest	Did not qualify
2006-07	Bob Hill	31-51	.378	5th/Northwest	Did not qualify
2007-08	P.J. Carlesimo	20-62	.244	5th/Northwest	Did not qualify
2008-09	P.J. Carlesimo	1-12			
	Scott Brooks	22-47			
	Total	23-59	.280	5th/Northwest	Did not qualify
2009-10	Scott Brooks	50-32	.610	4th/Northwest	2-4 .333
2010-11	Scott Brooks	55-27	.671	1st/Northwest	9-8 .529
2011-12	Scott Brooks	47-19	.712	1st/Northwest	13-7 .650
2012-13	Scott Brooks	60-22	.732	1st/Northwest	5-6 .455
2013-14	Scott Brooks	59-23	.720	1st/Northwest	10-9 .526
2014-15	Scott Brooks	45-37	.549	2nd/Northwest	Did not qualify
2015-16	Billy Donovan	55-27	.671	1st/Northwest	11-7 .611
2016-17	Billy Donovan	47-35	.573	2nd/Northwest	1-4 .200
2017-18	Billy Donovan	48-34	.585	T-2nd/Northwest	2-4 .333
2018-19	Billy Donovan	49-33	.598	4th/Northwest	1-4 .200
<b>TOTALS</b>		<b>2283-1933</b>	<b>.542</b>		<b>161-165</b> .494

Note: Bickerstaff's 1988-89 total includes six games he did not coach due to illness (Tom Newell, 0-1/Bob Kloppenburg, 1-4).

McMillan's 2001-02 total includes one game he did not coach due to a family illness (Dwane Casey, 1-0).

McMillan's 2004-05 total includes four games he did not coach due to family circumstances (Dwane Casey, 2-2).

Hill's 2006-07 total includes one game he did not coach due to illness (Gordon Chiesa, 0-1).

### COACHES OVERALL RECORDS

COACH	REGULAR SEASON RECORD	PCT	PLAYOFF RECORD	PCT
Al Bianchi	53-111	.323	0-0	---
Lenny Wilkens	478-402	.543	37-32	.536
Tom Nissalke	13-32	.289	0-0	---
Bucky Buckwalter	13-24	.351	0-0	---
Bill Russell	162-166	.494	6-9	.400
Bob Hopkins	5-17	.227	0-0	---
Bernie Bickerstaff	202-208	.493	12-15	.444
K.C. Jones	59-59	.500	2-3	.400
Bob Kloppenburg	2-2	.500	0-0	---
George Karl	384-150	.719	40-40	.500
Paul Westphal	76-71	.517	2-3	.400
Nate McMillan	212-183	.551	8-8	.500
Bob Weiss	13-17	.433	0-0	---
Bob Hill	53-81	.396	0-0	---
P.J. Carlesimo	21-74	.221	0-0	---
Scott Brooks	338-207	.620	39-36	.520
Billy Donovan	199-129	.607	15-19	.441
<b>TOTALS</b>	<b>2283-1933</b>	<b>.542</b>	<b>161-165</b>	<b>.494</b>

## ON OPENING NIGHT



### HOME OPENERS (31-17)

DATE	OPPONENT	RESULT	SCORE
10/20/67	San Diego	L	114-121
10/19/68	San Francisco	L	95-107
10/25/69	L.A. Lakers	L	106-130
*10/14/70	Detroit	L	117-123
10/16/71	Milwaukee	L	91-98
10/20/72	Golden State	L	92-101
10/12/73	Capital (Wash.)	W	103-102
10/18/74	Detroit	L	95-100
*10/24/75	Portland	W	105-97
*10/24/76	N.Y. Nets	W	104-93
10/21/77	Portland	L	99-106
*10/13/78	Chicago	W	104-86
10/17/79	L.A. Lakers	W	112-110
*10/10/80	L.A. Lakers	L	98-99
*10/31/81	Phoenix	W	94-84
*10/29/82	Houston	W	128-95
*10/28/83	Golden State	L	109-110
*10/26/84	Utah	W	102-94
11/2/85	Chicago	W	118-100
11/1/86	Sacramento	W	114-103
11/7/87	Phoenix	W	112-96
11/5/88	Denver	W	142-141 (OT)
*11/3/89	Minnesota	W	106-94
*11/3/90	Houston	W	118-106
*11/1/91	Phoenix	L	95-99
11/7/92	Houston	W	89-85
*11/6/93	L.A. Lakers	W	129-101
*11/4/94	Utah	W	110-103
11/4/95	L.A. Lakers	W	103-89
11/2/96	Portland	W	104-93
11/1/97	Dallas	L	81-89
*2/5/99	Dallas	W	92-86 (OT)
11/4/99	Dallas	W	106-96
11/1/00	Denver	W	112-99
11/1/01	San Antonio	W	114-108
*10/30/02	Phoenix	W	86-73
*10/30/03	L.A. Clippers	W	109-100
11/5/04	Atlanta	W	106-85
*11/2/05	L.A. Clippers	L	93-101
*11/1/06	Portland	L	106-110
11/1/07	Phoenix	L	99-106
*10/29/08	Milwaukee	L	87-98
*10/28/09	Sacramento	W	102-89
*10/27/10	Chicago	W	106-95
*12/25/11	Orlando	W	97-89
11/2/12	Portland	W	106-92
11/3/13	Phoenix	W	103-96
11/1/14	Denver	W	102-91
*10/28/15	San Antonio	W	112-106
10/28/16	Phoenix	W	113-110 (OT)
*10/19/17	New York	W	105-84
10/21/18	Sacramento	L	131-120

\*Season Opening Games (26-26)

### ROAD OPENERS (19-29)

DATE	OPPONENT	RESULT	SCORE
*10/13/67	San Francisco	L	116-144
*10/7/68	San Diego	L	110-128
*10/14/69	New York	L	101-126
10/25/70	Milwaukee	L	107-126
*10/12/71	Buffalo	W	123-90
*10/10/72	New York	L	89-113
*10/10/73	Phoenix	L	111-115
*10/17/74	Phoenix	L	97-114
10/28/75	Chicago	L	90-101
10/26/76	Indiana	L	90-120
*10/19/77	Golden State	L	84-116
10/17/78	New York	W	120-109
*10/14/79	San Diego	L	93-98
10/12/80	Portland	L	96-107
11/1/81	Portland	L	94-104
10/31/82	San Diego	W	127-109
10/30/83	Kansas City	W	128-116
10/30/84	Portland	L	83-115
*10/26/85	Dallas	L	95-101
*10/31/86	Portland	W	127-110
*11/6/87	L.A. Lakers	L	109-113
*11/4/88	Utah	W	104-97
11/4/89	Sacramento	L	100-107
11/9/90	Denver	W	135-129
11/7/91	Utah	W	103-95
*11/6/92	at Houston	W	111-94
11/8/93	Utah	W	101-100
11/15/94	New Jersey	L	106-112
*11/3/95	Utah	L	94-112
*11/1/96	Utah	L	91-99
*10/31/97	Portland	W	91-83
2/10/99	Golden State	W	89-82
*11/2/99	L.A. Clippers	W	104-92
*10/31/00	Vancouver	L	88-94
*10/30/01	Sacramento	L	95-101
11/1/02	Golden State	W	106-93
10/31/03	L.A. Clippers	W	124-105
*11/3/04	L.A. Clippers	L	84-114
11/8/05	Memphis	L	69-94
11/3/06	L.A. Lakers	L	112-118
*10/31/07	Denver	L	103-120
11/1/08	Houston	L	77-89
10/30/09	Detroit	W	91-83
10/29/10	Detroit	W	105-104
12/26/11	Minnesota	W	104-100
*11/1/12	San Antonio	L	84-86
*10/30/13	Utah	W	101-98
10/29/14	Portland	L	89-106
10/30/15	Orlando	W	139-136 (2OT)
*10/26/16	Philadelphia	W	103-97
10/21/17	Utah	L	87-96
*10/16/18	Golden State	L	108-100

Note: In 1992, the team played their opening game in Yokohama, Japan, defeating the Houston Rockets 111-94. In 2003, the team played their opening game in Saitama, Japan, defeating the L.A. Clippers 109-100.



## ALL-TIME OPENING-NIGHT STARTING LINEUPS

1967	Walt Hazzard Rod Thorn Bob Rule Bud Olsen Tom Meschery	1977	Don "Slick" Watts Fred Brown Mike Green Paul Silas Bruce Seals	1987	Nate McMillan Dale Ellis Alton Lister Xavier McDaniel Tom Chambers	1997	Gary Payton Hersey Hawkins Aaron Williams Dettlef Schrempf Vin Baker
1968	Art Harris Rod Thorn Bob Rule Al Tucker Tom Meschery	1978	Dick Snyder Fred Brown Tom LaGarde Jack Sikma John Johnson	1988	Nate McMillan Dale Ellis Alton Lister Michael Cage Derrick McKey	1998	Gary Payton Billy Owens Olden Polynice Dettlef Schrempf Vin Baker
1969	Lenny Wilkens Art Harris Bob Rule Bob Boozer Tom Meschery	1979	Dennis Johnson Gus Williams Jack Sikma John Johnson Lonnie Shelton	1989	Nate McMillan Dale Ellis Michael Cage Derrick McKey Xavier McDaniel	1999	Gary Payton Brent Barry Horace Grant Ruben Patterson Vin Baker
1970	Lenny Wilkens Dick Snyder Bob Rule Don Kojis Tom Meschery	1980	Paul Westphal Vinnie Johnson Jack Sikma Lonnie Shelton John Johnson	1990	Gary Payton Desmond Mason Patrick Ewing Rashard Lewis Vin Baker	2000	Gary Payton Desmond Mason Patrick Ewing Rashard Lewis Vin Baker
1971	Lenny Wilkens Dick Snyder Bob Rule Garfield Heard Spencer Haywood	1981	Gus Williams Bill Hanzlik Jack Sikma Wally Walker Lonnie Shelton	1991	Nate McMillan Ricky Pierce Benoit Benjamin Derrick McKey Michael Cage	2001	Gary Payton Ricky Pierce Benoit Benjamin Rashard Lewis Vin Baker
1972	Butch Beard Dick Snyder Jim McDaniels John Brisker Spencer Haywood	1982	Gus Williams David Thompson Jack Sikma Danny Vranes Lonnie Shelton	1992	Gary Payton Ricky Pierce Benoit Benjamin Derrick McKey Shawn Kemp	2002	Gary Payton Brent Barry Predrag Drobnjak Rashard Lewis Reggie Evans
1973	Fred Brown Dick Snyder Spencer Haywood Jim McDaniels John Brisker	1983	Al Wood Gus Williams Jack Sikma Danny Vranes Tom Chambers	1993	Gary Payton Kendall Gill Sam Perkins Dettlef Schrempf Shawn Kemp	2003	Brent Barry Ronald Murray Calvin Booth Rashard Lewis Vladimir Radmanovic
1974	Fred Brown Archie Clark Jim Fox Kennedy McIntosh Spencer Haywood	1984	Al Wood Gerald Henderson Jack Sikma Danny Vranes Tom Chambers	1994	Gary Payton Kendall Gill Sam Perkins Dettlef Schrempf Shawn Kemp	2004	Luke Ridnour Ray Allen Jerome James Rashard Lewis Reggie Evans
1975	Don "Slick" Watts Fred Brown Tom Burleson Talvin Skinner Leonard Gray	1985	Al Wood Gerald Henderson Jack Sikma Danny Vranes Tom Chambers	1995	Gary Payton Hersey Hawkins Ervin Johnson Dettlef Schrempf Shawn Kemp	2005	Luke Ridnour Ray Allen Johan Petro Rashard Lewis Reggie Evans
1976	Don "Slick" Watts Fred Brown Tom Burleson Bruce Seals Leonard Gray	1986	Michael Phelps Gerald Henderson Alton Lister Xavier McDaniel Tom Chambers	1996	Gary Payton Hersey Hawkins Jim McIlvaine Dettlef Schrempf Shawn Kemp	2006	Luke Ridnour Ray Allen Mouhamed Sene Rashard Lewis Chris Wilcox
2007	Earl Watson Kevin Durant Nick Collison Damien Wilkins Chris Wilcox	2008	Earl Watson Kevin Durant Johan Petro Jeff Green Nick Collison	2009	Russell Westbrook Thabo Sefolosha Kevin Durant Jeff Green Nenad Krstic	2010	Russell Westbrook Thabo Sefolosha Kevin Durant Jeff Green Nenad Krstic
2011	Russell Westbrook Thabo Sefolosha Kevin Durant Serge Ibaka Kendrick Perkins	2012	Russell Westbrook Thabo Sefolosha Kevin Durant Serge Ibaka Kendrick Perkins	2013	Reggie Jackson Thabo Sefolosha Kevin Durant Serge Ibaka Kendrick Perkins	2014	Russell Westbrook Andre Roberson Perry Jones Serge Ibaka Steven Adams
2015	Russell Westbrook Andre Roberson Kevin Durant Serge Ibaka Steven Adams	2016	Russell Westbrook Andre Roberson Domantas Sabonis Victor Oladipo Steven Adams	2017	Russell Westbrook Andre Roberson Paul George Carmelo Anthony Steven Adams	2018	Russell Westbrook Terrance Ferguson Steven Adams Patrick Patterson Paul George

### LEADERS FOR MOST STARTS ON OPENING NIGHT

Gary Payton	12	Rashard Lewis	7	Thabo Sefolosha	5	Shawn Kemp	5
Russell Westbrook	9	Fred Brown	6	Vin Baker	5	Derrick McKey	5
Kevin Durant	8	Dettlef Schrempf	6	Tom Chambers	5	Dick Snyder	5
Jack Sikma	8	Steven Adams	5	Serge Ibaka	5		

## HIGH/LOW SCORING GAMES - WIN/LOSS STREAKS



HIGHEST SCORING GAMES					OPPONENT'S HIGHEST SCORING GAMES				
POINTS	OPPONENT	DATE	SCORE		POINTS	OPPONENT	DATE	SCORE	
154	at Milwaukee (5OT)	11/9/89	154-155		168	at Denver	3/16/08	116-168	
154	L.A. Clippers	12/2/88	154-104		160	Philadelphia	12/20/67	122-160	
152	at Phoenix (2OT)	1/22/06	152-149		154	at San Antonio (2OT)	1/10/19	147-154	
151	Denver (2OT)	4/6/08	151-147		155	at Milwaukee (5OT)	11/9/89	154-155	
151	Phoenix	4/2/88	151-107		153	Cin. in Clev.	11/24/67	133-153	
150	L.A. Clippers	4/14/94	150-101		151	at L.A. Lakers	2/2/68	113-151	
149	Minnesota (2OT)	3/23/12	149-140		151	at L.A. Lakers	1/21/68	123-151	
149	Philadelphia	3/6/93	149-93		150	St. Louis in Port.	3/7/68	133-150	
148	Utah (2OT)	2/22/19	148-147		149	at Phoenix (2OT)	1/22/06	152-149	
148	at Cleveland	1/21/18	148-124		147	Denver	3/18/83	147-117	
147	at San Antonio (2OT)	1/10/19	147-154		149	at L.A. Lakers	11/22/70	124-149	
146	Denver	1/15/91	146-99		149	Philadelphia	2/14/68	125-149	
146	San Francisco	2/14/71	146-101		148	at San Diego	11/14/69	112-148	
146	Philadelphia	11/15/69	146-136		147	Utah (2OT)	2/22/19	148-147	
146	San Francisco	2/11/68	146-118		147	Denver (2OT)	4/6/08	151-147	
					147	Dallas	11/6/86	124-147	
					147	at Baltimore	2/16/68	118-147	
LOWEST SCORING GAMES					OPPONENT'S LOWEST SCORING GAMES				
POINTS	OPPONENT	DATE	SCORE		POINTS	OPPONENT	DATE	SCORE	
65 (3X)	MR:Houston	11/16/14	65-69		56	Utah	2/16/99	71-56	
65	Detroit	3/7/04	65-86		58	Milwaukee	2/21/03	88-58	
65	at L.A. Clippers	11/18/90	65-78		64	New York	2/21/97	84-64	
66	Houston	4/4/08	66-79		66	at Cleveland	2/25/97	72-66	
69	at Memphis	11/8/05	69-94		67	Orlando	3/21/04	84-67	
70 (3X)	Dallas	1/11/08	70-90		67	San Antonio	4/18/01	105-67	
71	at San Antonio	2/24/07	71-102		68	at New Jersey	11/17/04	79-68	
71	Utah	2/16/99	71-56		68	Denver	2/22/98	88-68	
71	at L.A. Lakers	3/19/96	71-94		68	Vancouver	12/21/95	92-68	
72	Portland	4/3/09	72-107		69	Chicago	10/28/17	101-69	
72	Houston	11/29/02	72-83		69	Houston	11/16/14	69-65	
72	at Cleveland	2/25/97	72-66		69	at Phoenix	2/10/13	97-69	
73	at Milwaukee	2/27/05	73-99		69	Charlotte	11/26/12	114-69	
73	San Antonio	12/19/03	73-87		70	Phoenix	4/16/03	84-70	
73	San Antonio	3/6/01	73-101		70	at Charlotte	2/18/90	85-70	
73	at Houston	4/13/97	73-113		70	at Dallas	11/25/89	117-70	
73	at Denver	10/31/85	73-90		71	Memphis	3/28/03	95-71	
					71	Miami	12/7/02	100-71	
					71	Memphis	3/3/02	96-71	
					71	Golden State	2/9/99	90-71	
LONGEST WINNING STREAKS									
STREAK	COACH	DATES OF STREAK		END OF STREAK	STREAK ENDED BY		SCORE		
14	George Karl	2/3/96 to 3/5/96		3/6/96	at Washington		88-99		
12	Scott Brooks	11/16/12 to 12/19/12		12/20/12	at Minnesota		93-99		
12	Lenny Wilkens	10/29/82 to 11/19/82		11/21/82	New Jersey		91-111		
11	George Karl	11/7/96 to 11/24/96		11/26/96	at Charlotte		89-97		
10	Scott Brooks	1/16/14 to 1/31/14		2/1/14	at Washington		81-96		
10	George Karl	1/3/95 to 1/24/95		1/26/95	Utah		108-120		
10	George Karl	11/6/93 to 11/26/93		11/27/93	at Cleveland		90-101		
10	George Karl	2/13/93 to 3/6/93		3/8/93	at Indiana		99-105		
9	Scott Brooks	12/6/13 to 12/21/13		12/22/13	Toronto		98-104		
9	Scott Brooks	1/29/10 to 2/21/10		2/23/10	Phoenix		102-104		
9	Nate McMillan	11/5/04 to 11/19/04		11/21/04	at Boston		83-102		
9	George Karl	1/2/97 to 1/22/97		1/23/97	at L.A. Clippers		100-102		
9	George Karl	3/21/96 to 4/5/96		4/6/96	at Portland		92-95		
9	George Karl	3/20/94 to 4/5/94		4/7/94	at Denver		90-104		
9*	Bill Russell	3/26/75 to 10/26/75		10/28/75	at Chicago		90-101		
LONGEST LOSING STREAKS									
STREAK	COACH	DATES OF STREAK		END OF STREAK	STREAK ENDED BY		SCORE		
14	P.J. Carlesimo/Scott Brooks	11/5/08 to 11/28/08		11/29/08	Memphis		111-103		
14	P.J. Carlesimo	12/31/07 to 1/27/08		1/29/08	San Antonio		88-85		
13*	P.J. Carlesimo	4/9/07 to 11/13/07		11/14/07	at Miami		104-95		
12*	Al Bianchi/Lenny Wilkens	3/15/69 to 10/28/70		10/31/70	Cincinnati		129-121		
10	Al Bianchi	12/12/68 to 12/29/68		12/30/68	Phoenix		120-118		
9	Tom Nissalke	10/29/72 to 11/15/72		11/17/72	Philadelphia		105-92		
8	Bernie Bickerstaff	2/4/87 to 2/19/87		2/21/87	Washington		110-93		
8*	L. Wilkens/B. Bickerstaff	4/5/85 to 10/31/85		11/2/85	Chicago		118-100		
8	Lenny Wilkens	12/30/82 to 1/14/83		1/16/83	Kansas City		111-96		
8	Al Bianchi	11/1/67 to 11/14/67		11/17/67	San Diego		130-124		
7	Bernie Bickerstaff	3/25/89 to 4/6/89		4/8/89	at Dallas		114-90		
7	Lenny Wilkens	3/22/85 to 4/2/85		4/4/85	at Utah		119-118		
7	Lenny Wilkens	3/15/81 to 3/27/81		3/29/81	Golden State		96-92		
7	Tom Nissalke	12/13/72 to 12/25/72		12/26/72	at Golden State		97-95		



## WINNING/LOSING STREAKS & MARGINS OF VICTORY

### LONGEST HOME WINNING STREAKS

STREAK	COACH	DATES OF STREAK	END OF STREAK	STREAK ENDED BY	SCORE
29*	Bill Russell	2/11/76 to 12/10/76	12/12/76	Houston	92-96
17	George Karl	1/11/94 to 1/24/95	1/26/95	Utah	108-120
17	Bernie Bickerstaff	1/12/98 to 1/29/99	1/31/99	New Jersey	112-118
17*	Bernie Bickerstaff	1/18/87 to 1/22/88	1/24/88	L.A. Lakers	109-116
17*	Lenny Wilkens	2/10/78 to 10/27/79	11/8/79	New York	100-104
14	Scott Brooks	1/6/12 to 3/7/12	3/9/12	Cleveland	90-96
14*	George Karl	4/19/93 to 12/21/93	12/23/93	Phoenix	86-87
14	George Karl	11/21/92 to 1/18/93	1/27/93	San Antonio	99-119
13	Scott Brooks	11/3/13 to 12/19/13	12/22/13	Toronto	98-104
13*	George Karl	3/13/97 to 11/2/97	11/5/97	Atlanta	95-117
13*	George Karl	3/22/94 to 11/5/94	11/9/94	Sacramento	100-108
12	Scott Brooks	11/18/12 to 12/31/12	1/2/13	Brooklyn	93-110
12	George Karl	2/22/98 to 4/2/98	4/6/98	Phoenix	92-102
12	George Karl	11/4/97 to 12/20/97	12/23/97	Minnesota	103-112
11	George Karl	12/17/96 to 1/22/97	1/26/97	L.A. Lakers	103-104
11	George Karl	1/21/96 to 2/28/96	3/10/96	San Antonio	105-106
11	Lenny Wilkens	1/6/84 to 2/15/84	2/17/84	Boston	100-111
10*	Billy Donovan	3/14/16 to 11/7/19	11/9/16	Toronto	102-112
10	George Karl	12/1/95 to 1/16/96	1/19/96	New York	97-100
10	Lenny Wilkens	1/6/82 to 2/18/82	2/19/82	Atlanta	122-127
10	Lenny Wilkens	10/28/79 to 12/5/79	12/9/79	Chicago	112-121
10*	Lenny Wilkens	3/4/79 to 10/24/79	10/26/79	Phoenix	86-92

\* Streak over two seasons

### LONGEST ROAD WINNING STREAKS

STREAK	COACH	DATES OF STREAK	END OF STREAK	STREAK ENDED BY	SCORE
10	George Karl	1/3/95 to 2/5/95	2/15/95	at L.A. Lakers	96-102
8	Scott Brooks	12/6/13 to 1/4/14	1/7/14	at Utah	101-112
8	Nate McMillan	1/24/02 to 2/27/02	3/1/02	at New York	87-89
8	George Karl	12/9/97 to 1/9/98	1/11/98	at New York	91-92
8	George Karl	11/7/96 to 11/24/96	11/26/96	at Charlotte	89-97
8	Lenny Wilkens	10/31/82 to 11/27/82	12/5/82	at Kansas City	103-106
7	George Karl	2/3/96 to 3/5/96	3/6/96	at Washington	88-99
6	Scott Brooks	1/16/14 to 1/31/14	2/1/14	at Washington	81-96
6	Nate McMillan	12/8/04 to 1/3/05	1/5/05	at Orlando	87-105
6	Paul Westphal	1/4/00 to 1/20/00	1/21/00	at Boston	86-111
6	George Karl	2/6/93 to 2/26/93	3/8/93	at Indiana	99-105
6	Lenny Wilkens	1/2/79 to 1/25/79	1/26/79	at San Antonio	108-125

### LONGEST HOME LOSING STREAKS

STREAK	COACH	DATES OF STREAK	END OF STREAK	STREAK ENDED BY	SCORE
11	P.J. Carlesimo/Scott Brooks	11/5/08 to 12/16/08	12/19/08	Toronto	91-83
9	P.J. Carlesimo/Bob Hill	4/9/07 to 11/28/07	11/30/07	Indiana	95-93
9	Al Bianchi	2/14/68 to 3/18/68	3/19/68	Chicago	122-104
6	P.J. Carlesimo	12/31/07 to 1/27/08	1/29/08	San Antonio	88-85
6	Lenny Wilkens	3/22/85 to 4/11/85	11/2/85	Chicago	118-100
6	Tom Nissalke	10/29/72 to 11/12/72	11/17/72	Philadelphia	105-92
6	Al Bianchi	12/24/67 to 1/8/68	1/28/68	Baltimore	135-126
5	Paul Westphal	3/18/00 to 3/29/00	3/31/00	Sacramento	123-108
5	Al Bianchi	12/12/68 to 12/29/68	12/30/68	Phoenix	120-118

### LONGEST ROAD LOSING STREAKS

STREAK	COACH	DATES OF STREAK	END OF STREAK	STREAK ENDED BY	SCORE
15	Bob Hill	12/2/07 to 2/5/07	2/7/07	at Indiana	103-102
14*	Bill Russell	3/23/76 to 12/1/76	12/3/76	at Philadelphia	121-112
13	Tom Nissalke	11/21/72 to 12/25/72	12/26/72	at Golden State	97-95
12	P.J. Carlesimo	3/4/08 to 4/11/08	4/16/08	at Golden State	126-121
12	Bernie Bickerstaff	11/28/89 to 1/31/90	2/2/90	at Indiana	87-86
11*	Al Bianchi/Lenny Wilkens	3/15/69 to 11/2/69	11/4/69	at Detroit	116-102
10	P.J. Carlesimo	12/15/07 to 2/4/08	2/6/08	at Sacramento	105-92
10	Lenny Wilkens	3/4/84 to 3/29/84	3/31/84	at San Antonio	124-106

\* Streak over two seasons

### LARGEST MARGINS OF VICTORY

MARGIN	OPPONENT	DATE	SCORE	MARGIN	OPPONENT	DATE	SCORE
56	Philadelphia	3/6/93	149-93	52	at Denver	3/16/08	116-168
56	at Houston	12/6/86	136-80	47	Boston	11/20/68	92-139
50	L.A. Clippers	12/2/88	154-104	44	Dallas	4/11/85	80-124
49	L.A. Clippers	4/14/94	150-101	44	at Milwaukee	12/19/72	77-121
47	Denver	1/15/91	146-99	42	at Minnesota	1/7/09	87-129
47	at Dallas	11/25/89	117-70	42	Denver	2/27/08	96-138
45	at New Orleans	2/27/13	119-74	41	San Antonio	3/25/07	79-120
45	Charlotte	11/26/12	114-69	41	at Washington	11/11/05	96-137
45	San Francisco	2/14/71	146-101	40	at Boston	2/5/03	74-114
44	Toronto	1/15/97	122-78	40	at Houston	4/13/97	73-113
44	Phoenix	4/2/88	151-107	39	at San Antonio	3/25/15	91-130
41	at L.A. Clippers	4/15/09	126-85	39	at Milwaukee	12/11/73	91-130
40	L.A. Lakers	12/19/15	118-78	38	at Atlanta	3/15/72	96-134
40	at Vancouver	4/3/98	138-98	38	at L.A. Lakers	2/2/68	113-151
40	Golden State	12/17/96	123-83	38	Philadelphia	12/20/67	122-160
40	Philadelphia	3/23/96	129-89				
40	at Detroit	3/12/95	134-94				
40	Orlando	12/17/94	124-84				
40	Charlotte	11/7/89	128-88				



## ALL-TIME OVERTIME RESULTS

DATE	OPPONENT	RESULT	DATE	OPPONENT	RESULT
10/21/67	at San Diego	W, 117-110	4/5/83	at San Diego	W, 115-109 (2OT)
11/19/67	Detroit	W, 132-130	4/16/83	at Golden State	L, 122-133
2/5/68	Cincinnati (at Phoenix)	W, 132-129	12/30/83	Philadelphia	W, 97-93
11/15/68	Phoenix	W, 128-124 (2OT)	1/31/84	at Utah	L, 94-98
12/6/68	San Francisco	W, 109-100	2/29/84	at Dallas	W, 127-124 (2OT)
1/29/69	Boston (at Philadelphia)	W, 124-122	12/13/84	Los Angeles	W, 124-122
2/25/69	at L.A. Lakers	L, 111-114	11/16/85	at San Antonio	L, 95-97
3/16/69	at Atlanta	L, 127-131	11/30/85	at Denver	W, 131-123 (OT)
12/6/69	Baltimore (at Philadelphia)	W, 132-129	1/18/86	at Sacramento	L, 96-98
1/24/70	L.A. Lakers	L, 121-122	1/23/86	at Portland	L, 107-117 (2OT)
1/30/70	at San Diego	L, 117-119	2/4/86	at San Antonio	L, 119-124
1/22/71	Cincinnati	W, 132-131	2/22/86	at Chicago	L, 125-129 (3OT)
2/5/71	Atlanta	L, 120-121	12/2/86	Chicago	L, 109-115
12/19/71	Phoenix	W, 130-127	1/21/87	at Philadelphia	L, 123-129
2/13/72	at Portland	W, 127-117	1/31/87	Phoenix	W, 118-112
2/29/72	at Baltimore	W, 118-117	3/10/87	at Houston	W, 136-127 (2OT)
10/22/72	Portland	W, 120-119	3/23/87	at New York	W, 126-121
12/3/72	at Cleveland	L, 103-105	4/7/87	Phoenix	L, 125-127
12/13/72	Milwaukee	L, 103-104	1/16/88	at L.A. Clippers	W, 114-112
2/16/73	Golden State	W, 114-108	1/30/88	at San Antonio	L, 102-112 (2OT)
12/19/73	at Houston	W, 124-118	2/15/88	Dallas	L, 122-128
1/4/74	Chicago	W, 103-101	2/23/88	at Chicago	L, 97-104
3/8/74	at Buffalo	W, 123-117	3/8/88	at Golden State	W, 121-116
11/29/74	at Philadelphia	W, 121-119	3/18/88	at San Antonio	W, 118-110
1/1/75	Washington	W, 123-118	4/16/88	at Phoenix	L, 119-121
1/12/75	Chicago	L, 123-127 (2OT)	11/5/88	Denver	W, 142-141
1/16/75	at Houston	W, 127-125	12/23/88	at Cleveland	L, 107-119
2/9/75	Buffalo	L, 93-99	4/17/89	at Golden State	W, 116-109
3/11/75	at Houston	W, 122-117	4/21/89	at L.A. Clippers	W, 139-136
3/21/75	at L.A. Lakers	L, 109-112	11/9/89	at Milwaukee	L, 154-155 (5OT)
11/14/75	Cleveland	W, 100-97	11/14/89	Dallas	L, 109-113
11/25/75	at New York	W, 128-127	2/16/90	at Philadelphia	L, 96-100
1/9/76	at Phoenix	W, 112-110	4/3/90	Portland	W, 136-134
2/8/76	Phoenix	L, 101-107	4/19/90	at Sacramento	W, 130-118
12/21/76	at Chicago	L, 101-103 (2OT)	11/13/90	New York	L, 110-116
1/30/77	San Antonio	L, 118-126	12/1/90	Portland	L, 124-130 (3OT)
2/11/77	Golden State	W, 114-107	2/19/91	at Philadelphia	L, 104-107
2/15/77	at San Antonio	L, 106-109	3/5/91	Cleveland	L, 111-113
11/2/77	at Indiana	W, 106-104	3/15/91	Minnesota	L, 96-100
12/18/77	Washington	W, 111-109	3/16/91	Utah	L, 98-104
2/10/78	Denver	W, 126-123	11/14/91	at Cleveland	L, 109-115
2/28/78	at Kansas City	W, 114-107	11/22/91	Chicago	L, 109-112
2/9/79	at Milwaukee	L, 116-118	11/26/91	Golden State	W, 136-130
3/11/79	at Atlanta	L, 111-113	12/26/91	at Sacramento	W, 115-106
3/30/79	at Phoenix	L, 111-113	1/2/92	Miami	W, 113-109
11/30/79	at Kansas City	W, 107-102	1/14/92	Charlotte	L, 116-117
1/2/80	Washington	L, 134-139 (2OT)	2/27/92	at Utah	W, 130-124
1/20/80	at Boston	W, 108-106 (2OT)	1/22/93	at Golden State	W, 118-114 (2OT)
2/27/80	Philadelphia	L, 98-101	2/4/93	at New Jersey	L, 103-113
11/15/80	Houston	W, 143-139	3/2/93	Cleveland	W, 108-105
1/2/81	Philadelphia	L, 117-120	11/13/93	Atlanta	W, 97-89
1/21/81	at New Jersey	L, 122-126	12/8/93	at San Antonio	W, 109-107
2/10/81	Boston	W, 108-107	12/10/94	at L.A. Clippers	W, 132-127 (2OT)
2/19/82	Atlanta	L, 122-127 (4OT)	1/10/95	at Golden State	W, 128-118
3/30/82	at Denver	L, 142-145	1/28/95	L.A. Lakers	L, 121-128
4/8/82	at San Diego	W, 117-115	2/9/95	Chicago	W, 126-118
12/14/82	Phoenix	L, 109-114	3/3/95	at Phoenix	L, 118-122
3/13/83	at Kansas City	W, 120-115 (2OT)	12/12/95	at Dallas	L, 101-112



## ALL-TIME OVERTIME RESULTS

DATE	OPPONENT	RESULT	DATE	OPPONENT	RESULT
12/30/95	at Phoenix	W, 123-112	2/27/09	at Dallas	L, 108-100
1/19/96	New York	L, 97-100	11/3/09	L.A. Lakers	L, 98-101
2/3/96	at Houston	W, 104-103	1/2/10	at Milwaukee	L, 97-103
3/5/96	at Cleveland	W, 107-101 (2OT)	1/13/10	San Antonio	L, 108-109
4/5/96	Phoenix	W, 130-121 (2OT)	2/20/10	at New York	W, 121-118
11/20/96	at Washington	W, 115-110 (2OT)	4/6/10	at Utah	L, 139-140
2/23/97	at Utah	W, 89-87	11/4/10	at Portland	W, 107-106
3/18/97	at Chicago	L, 87-89	11/26/10	at Indiana	W, 110-106
2/13/98	at L.A. Lakers	W, 113-108	12/1/10	at New Jersey	W, 123-120 (3OT)
3/3/98	at Miami	W, 97-91	1/26/11	at Minnesota	W, 118-117
3/8/98	at Minnesota	W, 99-98	1/28/11	Washington	W, 124-117 (2OT)
2/5/99	Dallas	W, 92-86	2/8/11	Memphis	L, 101-105
2/17/99	Sacramento	L, 106-109	3/6/11	Phoenix	W, 122-118
4/6/99	Sacramento	L, 106-112	3/9/11	at Philadelphia	W, 110-105
4/15/99	at Sacramento	W, 99-98	3/29/11	Golden State	W, 115-114
1/9/00	at Golden State	W, 100-95	4/13/11	Milwaukee	L, 106-110
3/5/00	at Minnesota	L, 100-105	2/6/12	at Portland	W, 111-107
4/10/00	at L.A. Lakers	L, 103-106	2/19/12	Denver	W, 124-118
4/18/00	at Sacramento	W, 119-112	3/23/12	Minnesota	W, 149-140 (2OT)
1/24/01	at L.A. Clippers	W, 114-110	4/22/12	at L.A. Lakers	L, 106-114 (2OT)
3/1/01	at Cleveland	W, 101-99	11/21/12	L.A. Clippers	W, 117-111
3/4/01	at Minnesota	L, 111-119	11/24/12	at Philadelphia	W, 116-109
3/11/01	at L.A. Lakers	W, 109-97	12/27/12	Dallas	W, 111-105
4/15/01	Dallas	L, 99-107	1/18/13	at Dallas	W, 117-114
11/5/01	at Orlando	W, 123-119 (2OT)	1/20/13	at Denver	L, 118-121
11/6/01	at Miami	L, 85-87	3/20/13	at Memphis	L, 89-90
12/7/01	Miami	L, 94-98	11/10/13	Washington	W, 106-105
12/21/01	at Golden State	W, 111-108	11/29/13	Golden State	W, 113-112
3/7/02	Charlotte	W, 92-89	3/21/14	at Toronto	W, 119-118 (2OT)
11/26/02	at Atlanta	L, 116-119	3/25/14	at Dallas	L, 119-128
12/4/02	Indiana	L, 111-114	11/14/14	Detroit	L, 89-96
12/20/02	New Orleans	L, 86-88	12/23/14	Portland	L, 111-115
1/17/03	Memphis	W, 103-97	12/31/14	Phoenix	W, 137-134
2/3/03	at New Jersey	L, 108-109	1/21/15	at Washington	W, 105-103
3/21/03	Denver	W, 101-99	2/26/15	at Phoenix	L, 113-117
4/1/03	at Chicago	W, 101-94	3/4/15	Philadelphia	W, 123-118
12/16/03	at Phoenix	L, 91-92	10/30/15	at Orlando	W, 139-136 (2OT)
1/5/04	Portland	W, 119-108	12/13/15	Utah	W, 104-98
1/10/04	at Golden State	L, 110-113	1/26/16	at New York	W, 128-122
2/25/04	Utah	L, 92-93	2/27/16	Golden State	L, 119-123
3/27/04	at Portland	L, 108-115	4/12/16	at San Antonio	L, 98-102
12/1/04	Utah	W, 129-119	10/28/16	Phoenix	W, 113-110
1/18/05	at Denver	L, 110-116	11/20/16	Indiana	L, 111-115
3/25/05	New York	W, 109-101	11/25/16	at Denver	W, 132-129
11/4/05	Minnesota	W, 107-102	11/30/16	Washington	W, 126-115
11/13/05	at Toronto	W, 126-121	3/29/17	Orlando	W, 114-106
12/13/05	Golden State	L, 107-110	12/9/17	at Memphis	W, 102-101
1/22/06	at Phoenix	W, 152-149 (2OT)	12/15/17	at Philadelphia	W, 119-117
2/12/06	Denver	L, 112-120	2/28/18	at Dallas	W, 111-110
11/11/06	at Atlanta	W, 113-112	3/30/18	Denver	L, 125-126
12/18/06	at Memphis	L, 126-134 (2OT)	1/10/19	at San Antonio	L, 147-154 (2OT)
1/12/07	Utah	W, 122-114	1/17/19	L.A. Lakers	L, 128-138
3/11/07	at Toronto	L, 119-120	2/22/19	Utah	W, 148-147 (2OT)
4/4/07	at New Orleans/Oklahoma City	L, 92-101	3/7/19	at Portland	W, 129-121
11/16/07	at Atlanta	W, 126-123 (2OT)	3/20/19	Toronto	L, 114-123
1/14/08	L.A. Lakers	L, 121-123	<b>TOTALS 235 OVERTIME GAMES</b>		
3/2/08	at Minnesota	W, 111-108	<b>(HOME: 56-47, ROAD: 73-58, NEUTRAL: 3-0)</b>		
4/6/08	Denver	W, 151-147 (2OT)	<b>DOUBLE-OVERTIME: 20-7</b>		
1/10/09	at Chicago	W, 109-98	<b>TRIPLE-OVERTIME: 2-2</b>		
1/12/09	at New Jersey	L, 99-103	<b>QUADRUPLE-OVERTIME: 0-1</b>		
1/28/09	Memphis	W, 114-102	<b>QUINTUPLE-OVERTIME: 0-1</b>		
2/1/09	at Sacramento	L, 118-122			



## ALL-TIME CAREER LEADERS

POINTS			SCORING AVERAGE (MINIMUM 200 GAMES)		
1.	Russell Westbrook	18,859	1.	Kevin Durant	27.4
2.	Gary Payton	18,207	2.	Spencer Haywood	24.9
3.	Kevin Durant	17,566	3.	Ray Allen	24.6
4.	Fred Brown	14,018	4.	Russell Westbrook	23.0
5.	Jack Sikma	12,034	5.	Bob Rule	21.4
6.	Rashard Lewis	10,251	6.	Dale Ellis	20.9
7.	Shawn Kemp	10,148	7.	Xavier McDaniel	20.7
8.	Gus Williams	9,676	8.	Tom Chambers	20.4
9.	Dale Ellis	9,405	9.	Gus Williams	20.3
10.	Xavier McDaniel	8,438	10.	Lenny Wilkens	19.5
REBOUNDS			ASSISTS		
1.	Jack Sikma	7,729	1.	Gary Payton	7,384
2.	Shawn Kemp	5,978	2.	Russell Westbrook	6,897
3.	Russell Westbrook	5,760	3.	Nate McMillan	4,893
4.	Nick Collison	4,701	4.	Fred Brown	3,160
5.	Kevin Durant	4,518	5.	Gus Williams	2,865
6.	Gary Payton	4,240	6.	Lenny Wilkens	2,777
7.	Michael Cage	3,975	7.	Kevin Durant	2,363
8.	Spencer Haywood	3,954	8.	Jack Sikma	2,345
9.	Serge Ibaka	3,875	9.	Don "Slick" Watts	2,274
10.	Rashard Lewis	3,595	10.	Luke Ridnour	1,805
STEALS			BLOCKED SHOTS		
1.	Gary Payton	2,107	1.	Serge Ibaka	1,300
2.	Nate McMillan	1,544	2.	Shawn Kemp	959
3.	Russell Westbrook	1,442	3.	Jack Sikma	705
4.	Fred Brown	1,149	4.	Kevin Durant	639
5.	Gus Williams	1,086	5.	Alton Lister	500
6.	Don "Slick" Watts	833	6.	Nick Collison	469
7.	Shawn Kemp	775	7.	Steven Adams	464
8.	Kevin Durant	774	8.	Tom Burleson	420
9.	Jack Sikma	774	9.	Derrick McKay	375
10.	Rashard Lewis	708	10.	Rashard Lewis	362
GAMES PLAYED			MINUTES		
1.	Gary Payton	999	1.	Gary Payton	36,858
2.	Fred Brown	963	2.	Russell Westbrook	28,330
3.	Nick Collison	895	3.	Jack Sikma	24,707
4.	Russell Westbrook	821	4.	Fred Brown	24,422
5.	Nate McMillan	796	5.	Kevin Durant	24,208
6.	Jack Sikma	715	6.	Rashard Lewis	20,921
7.	Kevin Durant	641	7.	Nate McMillan	20,462
8.	Shawn Kemp	625	8.	Shawn Kemp	18,609
9.	Rashard Lewis	617	9.	Nick Collison	18,603
10.	Serge Ibaka	524	10.	Gus Williams	16,262
PERSONAL FOULS					
1.	Gary Payton	2,577			
2.	Nick Collison	2,507			
3.	Jack Sikma	2,473			
4.	Nate McMillan	2,408			
5.	Shawn Kemp	2,379			
6.	Russell Westbrook	2,061			
7.	Fred Brown	1,937			
8.	Serge Ibaka	1,491			
9.	Rashard Lewis	1,477			
10.	Tom Chambers	1,473			



## ALL-TIME CAREER LEADERS

### FIELD GOALS MADE

1.	Gary Payton	7,292
2.	Russell Westbrook	6,626
3.	Fred Brown	6,006
4.	Kevin Durant	5,912
5.	Jack Sikma	4,493
6.	Gus Williams	3,978
7.	Rashard Lewis	3,762
8.	Shawn Kemp	3,672
9.	Dale Ellis	3,611
10.	Xavier McDaniel	3,496

### FREE THROWS MADE

1.	Russell Westbrook	4,685
2.	Kevin Durant	4,599
3.	Jack Sikma	3,044
4.	Shawn Kemp	2,780
5.	Gary Payton	2,706
6.	Tom Chambers	2,150
7.	Lenny Wilkens	1,926
8.	Fred Brown	1,896
9.	Spencer Haywood	1,795
10.	Detlef Schrempf	1,774

### THREE-POINT FIELD GOALS MADE

1.	Kevin Durant	1,143
2.	Rashard Lewis	973
3.	Russell Westbrook	922
4.	Gary Payton	917
5.	Ray Allen	869
6.	Dale Ellis	699
7.	Brent Barry	669
8.	Sam Perkins	592
9.	Paul George	536
10.	Vladimir Radmanovic	510

### FIELD GOAL PERCENTAGE (MINIMUM 1,000 ATTS.)

1.	Steven Adams	.588
2.	James Donaldson	.584
3.	Tim McCormick	.563
4.	Enes Kanter	.562
5.	Nick Collison	.533
6.	Chris Wilcox	.530
7.	Serge Ibaka	.523
8.	Michael Cage	.522
9.	Shawn Kemp	.521
10.	Ruben Patterson	.513

### FIELD GOALS ATTEMPTED

1.	Gary Payton	15,562
2.	Russell Westbrook	15,253
2.	Fred Brown	12,568
3.	Kevin Durant	12,228
5.	Jack Sikma	9,539
6.	Gus Williams	8,374
7.	Rashard Lewis	8,162
8.	Dale Ellis	7,246
9.	Xavier McDaniel	7,074
10.	Shawn Kemp	7,054

### FREE THROWS ATTEMPTED

1.	Russell Westbrook	5,846
2.	Kevin Durant	5,212
3.	Shawn Kemp	3,808
4.	Gary Payton	3,726
5.	Jack Sikma	3,641
6.	Tom Chambers	2,603
7.	Lenny Wilkens	2,460
8.	Gus Williams	2,216
9.	Fred Brown	2,211
10.	Spencer Haywood	2,207

### THREE-POINT FIELD GOALS ATTEMPTED

1.	Kevin Durant	3,009
2.	Russell Westbrook	2,995
3.	Gary Payton	2,855
4.	Rashard Lewis	2,519
5.	Ray Allen	2,252
6.	Dale Ellis	1,674
7.	Brent Barry	1,560
8.	Sam Perkins	1,549
9.	Paul George	1,366
10.	Vladimir Radmanovic	1,352

### FREE THROW PERCENTAGE (MINIMUM 500 ATTS.)

1.	Ricky Pierce	.906
2.	Ray Allen	.899
3.	Eddie A. Johnson	.891
4.	Kevin Durant	.882
5.	Hersey Hawkins	.876
6.	Fred Brown	.858
7.	Luke Ridnour	.855
8.	Dick Snyder	.843
9.	Jack Sikma	.836
10.	James Harden	.835



## OKLAHOMA CITY TEAM RECORDS

### MOST POINTS SCORED

Game	149	Minnesota (2OT)	3/23/12
Half	79	at Washington	11/02/18
	79	at Orlando	1/18/15
Quarter	47	Minnesota	4/15/15

### FEWEST POINTS SCORED

Game	65	Houston	11/16/14
1st Half	29	at Utah	11/7/08
2nd Half	25	at LA Clippers	4/16/12
Quarter	9	Detroit	3/29/16

### FIELD GOALS MADE

Game	60	Minnesota	3/23/12
Half	32	at Orlando	1/18/15
Quarter	18	3 times, last, Toronto	3/18/18
Low	20	Houston	11/16/14

### FIELD GOALS ATTEMPTED

Game	118	Utah (2OT)	2/22/19
Half	58	Sacramento	10/21/18
	58	Portland	2/5/17
Quarter	33	Sacramento	10/21/18
	33	at Golden State	4/11/10

### FIELD GOAL PERCENTAGE

Highest	0.636	at Brooklyn	1/31/14
	(49-77)		
Lowest	0.294	Houston	11/16/14
	(20-68)		

### FREE THROWS MADE

Game	44	Phoenix	12/31/14
Half	30	Golden State	12/5/10
Quarter	20	Golden State	12/5/10
Low	1	Detroit	11/14/14

### FREE THROWS ATTEMPTED

Game	49	Phoenix	12/31/14
Half	33	Golden State	12/5/10
Quarter	22	at Denver	4/5/11

### FREE THROW PERCENTAGE

Highest	1.000	6 times, last, Miami	1/17/16
	(12-12)		
Lowest	0.167	Detroit (OT)	11/14/14
	(1-6)		

### THREE-POINT FIELD GOALS MADE

Game	23	at Milwaukee	4/10/19
Half	14	at Milwaukee	4/10/19
Quarter	9	at Milwaukee	4/10/19
Low	0	at New Jersey	12/28/09
	0	at Houston	11/01/08

### THREE-POINT FIELD GOALS ATTEMPTED

Game	54	at Milwaukee	4/10/19
	54	Los Angeles Lakers	1/17/19
Half	29	at Minnesota	3/5/19
	29	Memphis	4/11/18
Quarter	18	at Milwaukee	4/10/19

### THREE-POINT FIELD GOAL PERCENTAGE

Highest	0.682	Utah	2/28/17
	(15-22)		
Lowest	0.000	2 times, last, at New Jersey	12/28/09
	(0-4)		

### REBOUNDS

Game	64	3 times, last, L.A. Lakers	1/17/19
Half	37	at Brooklyn	12/7/17
Quarter	23	at Orlando	11/29/17
Low	26	at Utah	2/12/13

### ASSISTS

Game	40	at Milwaukee	4/10/19
Half	22	at Washington	11/2/18
Quarter	14	at Sacramento	2/22/18
Low	6	Portland	11/1/09

### STEALS

Game	18	2 times, last, Charlotte	4/2/17
Half	13	Utah	12/5/17
Quarter	8	2 times, last, Sacramento	11/9/14
Low	0	at Minnesota	1/27/16

### BLOCKED SHOTS

Game	17	at Sacramento	2/9/12
Half	12	at Sacramento	2/9/12
Quarter	9	at Sacramento	2/9/12
Low	0	7 times, last, New Orleans	2/26/17

### TURNOVERS

Game	27	at LA Clippers	10/30/14
Half	18	Dallas	11/6/13
Quarter	11	2 times, last, Charlotte	4/10/09
Low	2	L.A. Lakers	3/5/13



## OKLAHOMA CITY OPPONENT TEAM RECORDS

### MOST POINTS SCORED

Game	154	at San Antonio (2OT)	1/10/19
Half	79	3 times, last, Houston	3/26/17
Quarter	45	2 times, at Atlanta (2nd & 4th Q)	1/15/19

### FEWEST POINTS SCORED

Game	69	4 times, last, at Chicago	10/28/17
1st Half	24	Charlotte	11/26/2
2nd Half	19	at LA Clippers	1/16/14
Quarter	7	2 times, last, Chicago	11/15/17

### FIELD GOALS MADE

Game	56	3 times, last, at Atlanta	1/15/19
Half	30	3 times, last, Houston	3/26/17
Quarter	18	2 times, last, at Atlanta	1/15/19
Low	22	at Chicago	10/28/17

### FIELD GOALS ATTEMPTED

Game	108	Washington	1/28/11
Half	57	at Houston	4/3/16
Quarter	33	Denver	2/4/09

### FIELD GOAL PERCENTAGE

Highest	0.633	at Houston	3/26/17
	(50-79)		
Lowest	0.282	at Chicago	10/28/17
	(22-78)		

### FREE THROWS MADE

Game	40	at Charlotte	1/4/17
Half	26	at Sacramento	4/11/11
Quarter	25	Houston	3/6/18
Low	3	Detroit	1/16/09

### FREE THROWS ATTEMPTED

Game	50	Houston	4/5/15
Half	34	Houston	4/5/15
Quarter	29	Houston	3/6/18

### FREE THROW PERCENTAGE

Highest	1.000	12 times, last, L.A. Lakers	1/17/18
	(4-4)		
Lowest	0.375	Detroit	1/16/09
	(3-8)		

### THREE-POINT FIELD GOALS MADE

Game	20	at Houston	3/26/17
Half	13	Washington	1/25/18
Quarter	9	2 times, last, Boston	10/25/18
Low	0	2 times, last, at Washington	3/14/11

### THREE-POINT FIELD GOALS ATTEMPTED

Game	53	Houston	4/9/19
Half	27	2 times, last, Houston	4/9/19
Quarter	18	at Houston	2/9/19

### THREE-POINT FIELD GOAL PERCENTAGE

Highest	0.842	at San Antonio	1/10/19
	(16-19)		
Lowest	0.000	2 times, last, at Washington	3/14/11
	(0-9)		

### REBOUNDS

Game	65	at Los Angeles Lakers	4/22/12
Half	36	3 times, last, at Milwaukee	3/30/13
Quarter	24	at Milwaukee	3/30/13
Low	17	at Brooklyn	1/31/14

### ASSISTS

Game	38	at San Antonio	1/10/19
Half	23	Phoenix	3/7/12
Quarter	13	3 times, last, Phoenix	2/28/19
Low	7	L.A. Lakers	3/26/10

### STEALS

Game	18	2 times, last, Charlotte	4/2/17
Half	12	Phoenix	10/28/18
Quarter	8	2 times, last, Sacramento	11/9/14
Low	0	L.A. Lakers	3/5/13

### BLOCKED SHOTS

Game	17	at Sacramento	2/9/12
Half	12	at Sacramento	2/9/12
Quarter	9	2 times, last, Minnesota	12/23/18
Low	0	11 times, last, Sacramento	1/15/18

### TURNOVERS

Game	29	Dallas	12/31/18
Half	17	2 times, last, Dallas	12/31/18
Quarter	12	New Jersey	12/29/10
Low	4	at Charlotte	1/2/16



## OKLAHOMA CITY INDIVIDUAL RECORDS

### POINTS

Game	58	Russell Westbrook	Portland	3/7/2017
Half	35	Paul George	at Brooklyn	12/5/2018
Quarter	25	Paul George	at Brooklyn	12/5/2018

### REBOUNDS

Game	23	Steven Adams	at Sacramento	12/19/2018
Half	15	Steven Adams	at Sacramento	12/19/2018
Quarter	10	3 times, last, Enes Kanter	at Minnesota	4/15/2015

### ASSISTS

Game	24	Russell Westbrook	at San Antonio	1/10/2019
Half	14	Russell Westbrook	Los Angeles Lakers	4/2/2019
	14	Russell Westbrook	at San Antonio	1/10/2019
Quarter	10	Russell Westbrook	Los Angeles Lakers	4/2/2019
	10	Russell Westbrook	Denver	2/22/2015

### STEALS

Game	8	Russell Westbrook	Golden State	2/6/2010
Half	5	6 times, last, Steven Adams	Utah	2/22/2019
Quarter	4	4 times, last, Paul George	Dallas	12/31/2018

### BLOCKED SHOTS

Game	11	Serge Ibaka	Denver	2/19/2012
Half	7	3 times, last, Serge Ibaka	Denver	2/19/2012
Quarter	6	3 times, last, Serge Ibaka	Cleveland	3/9/2012

### FIELD GOALS MADE

Game	21	3 times, last, Russell Westbrook	at Orlando	3/29/2017
Half	12	6 times, last, Paul George	at Brooklyn	12/5/2018
Quarter	9	5 times, last, Dennis Schröder	at Miami	2/1/2019

### FIELD GOALS ATTEMPTED

Game	44	Russell Westbrook	Phoenix	10/28/2016
Half	24	Russell Westbrook	Portland	2/5/2017
	24	Russell Westbrook	at Indiana	4/12/2015
Quarter	15	Russell Westbrook	Portland	3/7/2017
	15	Kevin Durant	at Golden State	4/11/2010

### THREE-POINT FIELD GOALS MADE

Game	10	Paul George	at Miami	2/1/2019
Half	7	Russell Westbrook	at Memphis	4/5/2017
Quarter	5	Dennis Schröder	at Milwaukee	4/10/2019
	5	Russell Westbrook	at Orlando	11/29/2017

### THREE-POINT FIELD GOALS ATTEMPTED

Game	17	Paul George	at New Orleans	2/14/2019
Half	11	3 times, last, Paul George	at Houston	2/9/2019
Quarter	8	Carmelo Anthony	Sacramento	1/15/2018
	8	Russell Westbrook	at Houston	1/5/2017

### FREE THROWS MADE

Game	24	Kevin Durant	at LA Clippers	1/23/2009
Half	16	Russell Westbrook	Boston	3/18/2015
Quarter	11	Kevin Durant	at Utah	1/7/2014

### FREE THROWS ATTEMPTED

Game	26	Kevin Durant	at LA Clippers	1/23/2009
Half	18	Russell Westbrook	Boston	3/18/2015
Quarter	13	Kevin Durant	at Utah	1/7/2014



## OKLAHOMA CITY OPPONENT INDIVIDUAL RECORDS

<b>POINTS</b>				
Game	56	LaMarcus Aldridge	at San Antonio (2OT)	1/10/2019
Half	32	Tyreke Evans	at New Orleans	4/14/2014
Quarter	25	Gerald Green	at Phoenix	3/6/2014
<b>REBOUNDS</b>				
Game	23	Clint Capela	at Houston	12/25/2018
	23	Dwight Howard	at Orlando	12/5/2008
Half	16	Zach Randolph	at Memphis	12/11/2009
Quarter	13	Zach Randolph	at Memphis	12/11/2009
<b>ASSISTS</b>				
Game	19	Rajon Rondo	Sacramento	1/4/2016
Half	13	Rajon Rondo	Sacramento	1/4/2016
	13	Steve Nash	Phoenix	3/7/2012
Quarter	9	Jrue Holiday	New Orleans	12/21/2014
	9	J.J. Barea	Minnesota	3/23/2012
<b>STEALS</b>				
Game	8	Thaddeus Young	at Philadelphia	1/25/2014
Half	6	Thaddeus Young	at Philadelphia	1/25/2014
Quarter	4	6 times, last, Aaron Gordon	at Orlando	3/29/2017
<b>BLOCKED SHOTS</b>				
Game	10	Dwight Howard	Orlando	11/12/2008
Half	6	Paul Millsap	at Denver	11/9/2017
	5	Myles Turner	Indiana	2/16/2016
<b>FIELD GOALS MADE</b>				
Game	20	LaMarcus Aldridge	at San Antonio (2OT)	1/10/2019
Half	12	Lamarcus Aldridge	at Portland	12/4/2013
	12	Monta Ellis	at Golden State	2/7/2012
Quarter	9	Isaiah Thomas	Sacramento	12/14/2012
	9	Anthony Davis	New Orleans	2/26/2017
<b>FIELD GOALS ATTEMPTED</b>				
Game	35	Donovan Mitchell	Utah	2/22/2019
	35	James Harden	at Houston	12/25/2018
Half	20	Devin Booker	at Phoenix	4/7/2017
Quarter	15	Lou Williams	at L.A. Lakers	1/8/2015
<b>THREE-POINT FIELD GOALS MADE</b>				
Game	12	Stephen Curry	Golden State (OT)	2/27/2016
Half	7	Damian Lillard	at Portland	1/10/2016
Quarter	6	Troy Daniels	at Memphis	12/29/2016
	6	Gerald Green	at Phoenix	3/6/2014
<b>THREE-POINT FIELD GOALS ATTEMPTED</b>				
Game	16	3 times, last, James Harden	at Houston	2/9/2019
Half	11	Damian Lillard	at Portland	1/10/2016
Quarter	8	5 times, last, Troy Daniels	at Memphis	12/29/2016
<b>FREE THROWS MADE</b>				
Game	18	3 times, last, Damian Lillard	at Portland	3/7/2019
Half	15	Dwight Howard	Orlando	1/13/2011
Quarter	10	DeMarcus Cousins	at Sacramento	1/15/2017
	10	Andrew Wiggins	Minnesota	3/13/2015
<b>FREE THROWS ATTEMPTED</b>				
Game	22	Anthony Davis	at New Orleans	11/20/2017
	22	DeAndre Jordan	LA Clippers	3/11/2015
Half	17	Demarcus Cousins	at Sacramento	4/11/2011
	17	Dwight Howard	Orlando	1/13/2011
Quarter	16	DeAndre Jordan	LA Clippers	3/11/2015

## GREATEST INDIVIDUAL PERFORMANCES



<b>POINTS</b>			
58	Russell Westbrook	Portland	3/7/17
58	Fred Brown	at Golden State	3/23/74
57	Russell Westbrook	at Orlando	3/29/17
54	Russell Westbrook	at Indiana	4/12/15
54	Kevin Durant	vs. Golden State	1/17/14
54	Ray Allen	Utah (OT)	1/12/07
53	Dale Ellis	at Milwaukee (3OT)	11/9/89
52	Kevin Durant	at Dallas (OT)	1/18/13
51	Kevin Durant	at Toronto (2OT)	3/21/14
51	Kevin Durant	Denver (OT)	2/19/12
51	Spencer Haywood	Kansas City-Omaha	1/3/73
50	Russell Westbrook	at Denver	4/9/17
50	Rashard Lewis	L.A. Clippers (at Japan)	10/31/03
49	Russell Westbrook	at Houston	1/5/17
49	Russell Westbrook	Philadelphia (OT)	3/4/15
49	Dale Ellis	Sacramento	1/5/89
49	Bob Rule	Philadelphia	11/15/69
48	Russell Westbrook	at Phoenix	3/3/17
48	Russell Westbrook	at Memphis	11/16/15
48	Russell Westbrook	New Orleans	2/6/15
48	Spencer Haywood	Cleveland	1/7/72
48	Kevin Durant	at Utah	1/7/14
48	Kevin Durant	at Minnesota	1/4/14
<b>REBOUNDS</b>			
30	Jim Fox	L.A. Lakers	12/26/73
29	Marvin Webster	at Atlanta	11/1/77
29	Jim Fox	Golden State	2/16/73
27	Bob Rule	New York	12/22/67
25	Jack Sikma	at Utah	2/10/83
25	Jack Sikma	Kansas City	12/17/82
25	Spencer Haywood	L.A. Lakers	3/25/73
25	Pete Cross	Portland	1/1/71
24	Chris Wilcox	Houston	4/4/06
24	Marvin Webster	at Indiana (OT)	11/2/77
24	Spencer Haywood	Capital (Washington)	12/14/73
24	Spencer Haywood	at Philadelphia	12/12/73
24	Spencer Haywood	Portland	12/18/71
24	Pete Cross	Cleveland	11/13/70
24	Don Smith	Phoenix	10/21/70
<b>ASSISTS</b>			
25	Nate McMillan	LA Clippers	2/23/87
24	Russell Westbrook	at San Antonio	1/10/19
22	Russell Westbrook	Phoenix	12/17/16
21	Russell Westbrook	Los Angeles Lakers	4/2/19
21	Russell Westbrook	at Denver	2/1/18
21	Nate McMillan	Sacramento	3/31/87
20	Russell Westbrook	at Cleveland	1/20/18
20	Gus Williams	Dallas	12/9/83
19	Russell Westbrook	Memphis	4/11/18
19	Russell Westbrook	at Brooklyn	3/14/17
19	Russell Westbrook	L.A. Clippers	3/9/16
19	Nate McMillan	at Portland	2/18/89
19	Lenny Wilkens	L.A. Lakers	10/30/71
19	Lenny Wilkens	Portland	10/23/70
18	Russell Westbrook	Indiana	2/19/16
18	Gary Payton	at Houston	11/5/02
18	Avery Johnson	Miami	1/5/90
18	Don "Slick" Watts	at Chicago (2OT)	12/21/76
18	Lenny Wilkens	Phoenix	11/29/69



## OPPONENT GREATEST INDIVIDUAL PERFORMANCES

### POINTS

60	Tom Chambers	at Phoenix	3/24/90
56	LaMarcus Aldridge	at San Antonio	1/10/19
53	Wilt Chamberlain	Philadelphia	12/20/67
52	Bob McAdoo	Buffalo	3/17/76
52	Wilt Chamberlain	Philadelphia (at Boston)	12/1/67
51	Damian Lillard	at Portland	3/7/19
51	Kevin Love	Minnesota (2OT)	3/23/12
51	Antawn Jamison	Golden State	12/3/00
51	Lew Alcindor	Milwaukee	2/19/71
50	Kobe Bryant	at L.A. Lakers	4/15/07
50	Elvin Hayes	at San Diego	11/20/70
49	Elvin Hayes	at San Diego (OT)	1/30/70
48	Monta Ellis	at Golden State	2/7/12
48	Kobe Bryant	L.A. Lakers (OT)	1/14/08
48	Kiki Vandeweghe	Portland	3/5/87
48	Nate Archibald	at Kansas City-Omaha	1/16/73
48	Hal Greer	Philadelphia	2/5/69

### REBOUNDS

38	Wilt Chamberlain	Philadelphia	12/20/67
37	Wilt Chamberlain	Philadelphia (at Boston)	12/1/67
33	Bob Lanier	at Detroit	12/22/72
33	Wilt Chamberlain	L.A. Lakers	2/12/69
32	Moses Malone	at Houston	2/11/82
32	Bill Bridges	at Philadelphia	3/19/72
30	Michael Cage	at L.A. Clippers	4/24/88
29	Lew Alcindor	Milwaukee	2/19/71
29	Nate Thurmond	San Francisco	11/25/69
29	Nate Thurmond	San Francisco	12/24/67

### ASSISTS

23	Magic Johnson	at L.A. Lakers	2/21/84
21	Gary Grant	at L.A. Clippers	1/18/90
21	Magic Johnson	at L.A. Lakers	4/23/89
20	Nick Van Exel	at Denver	12/2/00
20	John Stockton	at Utah	4/10/90
20	John Stockton	at Utah	3/15/90
20	Lenny Wilkens	at Cleveland	11/27/73
19	Rajon Rondo	Sacramento	1/4/16
19	Jason Kidd	Phoenix	3/4/99
19	Tim Hardaway	at Golden State	2/18/95
19	John Stockton	Utah	2/27/92
19	Magic Johnson	at L.A. Lakers	3/4/87
19	Nate Archibald	Kansas City	11/10/72
19	Lenny Wilkens	at St. Louis	3/16/68
18	Mike Bibby	Vancouver	1/12/01
18	Jason Kidd	at Dallas (OT)	12/12/95
18	John Stockton	at Utah	1/24/94
18	Tim Hardaway	at Golden State	4/25/93
18	Magic Johnson	L.A. Lakers	4/4/89
18	Reggie Theus	Sacramento	2/25/86
18	Johnny Moore	at San Antonio	11/6/83
18	Nate Archibald	Boston	2/16/83
18	Magic Johnson	at L.A. Lakers	2/16/82
18	Wes Matthews	at Atlanta	3/1/81
18	Lenny Wilkens	at St. Louis	1/20/68

## ALL-TIME 40+ POINTS PERFORMANCES



PLAYER	OPPONENT	DATE	POINTS	PLAYER	OPPONENT	DATE	POINTS
Russell Westbrook	Portland	3/7/17	58	Dale Ellis	at Utah	11/4/88	46
Fred Brown	at Golden State	3/23/74	58	Tom Chambers	Houston	1/6/88	46
Russell Westbrook	at Orlando	3/29/17	57	Bob Rule	at Cincinnati	3/13/68	46
Russell Westbrook	at Indiana	4/12/15	54	Paul George	Utah	2/22/19	45
Kevin Durant	vs. Golden State	1/17/14	54	Paul George	at Houston	2/9/19	45
Ray Allen	Utah (OT)	1/12/07	54	Russell Westbrook	at Memphis	4/5/17	45
Dale Ellis	at Milwaukee	11/11/89	53	Russell Westbrook	at Portland	3/2/17	45
Kevin Durant	at Dallas (OT)	1/18/13	52	Russell Westbrook	Dallas	1/26/17	45
Russell Westbrook	Phoenix	10/28/16	51	Russell Westbrook	at Boston	12/23/17	45
Kevin Durant	at Toronto (2OT)	3/21/14	51	Russell Westbrook	at New Orleans	2/4/15	45
Kevin Durant	Denver (OT)	2/19/12	51	Russell Westbrook	Minnesota (2OT)	3/23/12	45
Spencer Haywood	Kansas City-Omaha	1/3/73	51	Kevin Durant	at Utah (OT)	4/6/10	45
Russell Westbrook	at Denver	4/9/17	50	Kevin Durant	San Antonio	3/22/10	45
Rashard Lewis	L.A. Clippers (at Japan)	10/31/03	50	Kevin Durant	Golden State	1/31/10	45
Russell Westbrook	at Houston	1/5/17	49	Rashard Lewis	Orlando	1/11/06	45
Russell Westbrook	Philadelphia (OT)	3/4/15	49	Walt Hazzard	Cincinnati (at Phoenix)(OT)	2/5/68	45
Dale Ellis	Sacramento	1/5/89	49	Walt Hazzard	San Diego	12/28/67	45
Bob Rule	Philadelphia	11/15/69	49	Bob Rule	at L.A. Lakers	12/14/69	45
Russell Westbrook	at Phoenix	3/3/17	48	Russell Westbrook	at New Orleans	2/14/19	44
Russell Westbrook	New Orleans	2/6/15	48	Russell Westbrook	Golden State	4/3/18	44
Kevin Durant	at Utah	1/7/14	48	Kevin Durant	Phoenix (OT)	12/31/14	44
Kevin Durant	at Minnesota	1/4/14	48	Kevin Durant	at Indiana	4/6/12	44
Spencer Haywood	Cleveland	1/7/72	48	Kevin Durant	Denver	12/25/10	44
Paul George	Portland	2/11/19	47	Ray Allen	Denver	1/23/07	44
Paul George	at Brooklyn	12/5/18	47	Gary Payton	at Minnesota (OT)	3/4/01	44
Russell Westbrook	Golden State	2/11/17	47	Spencer Haywood	at Portland (OT)	2/13/72	44
Kevin Durant	at Minnesota (OT)	1/26/11	47	Russell Westbrook	Utah	2/22/19	43
Dale Ellis	Detroit	1/22/88	47	Paul George	at Miami	2/1/19	43
Dale Ellis	San Antonio	1/9/88	47	Paul George	at Utah	12/22/18	43
John Brisker	at Kansas City-Omaha	11/25/73	47	Paul George	at Sacramento	12/19/18	43
Bob Rule	L.A. Lakers	11/21/69	47	Russell Westbrook	at Phoenix	3/2/18	43
Bob Rule	Cincinnati	3/1/69	47	Paul George	at Denver	2/1/18	43
Kevin Durant	New Orleans	2/17/09	47	Russell Westbrook	Utah	2/28/17	43
Russell Westbrook	Washington	1/25/18	46	Russell Westbrook	at Chicago	3/5/15	43
Russell Westbrook	Atlanta	12/19/16	46	Kevin Durant	at Dallas (OT)	3/25/14	43
Kevin Durant	Portland	1/21/14	46	Kevin Durant	at L.A. Lakers	2/13/14	43
Kevin Durant	at L.A. Clippers	1/23/09	46	Kevin Durant	at Minnesota (2OT)	3/23/12	43
				Kevin Durant	New Orleans	2/2/11	43

### 40+ POINTS LEADERS

Kevin Durant	43	Spencer Haywood	7	Walt Hazzard	3	Dick Snyder	1
Russell Westbrook	43	Gary Payton	6	Xavier McDaniel	3	Lenny Wilkens	1
Dale Ellis	14	Fred Brown	5	James Harden	1	Damien Wilkins	1
Paul George	10	Gus Williams	4	Vin Baker	1		
Ray Allen	8	Rashard Lewis	3	John Brisker	1		
Bob Rule	8	Tom Chambers	3	Shawn Kemp	1		



## ALL-TIME 40+ POINTS PERFORMANCES, CONT.

PLAYER	OPPONENT	DATE	POINTS	PLAYER	OPPONENT	DATE	POINTS
Russell Westbrook	at Indiana (OT)	11/26/10	43	Gus Williams	at San Diego (OT)	4/8/82	41
Gary Payton	L.A. Clippers	12/27/01	43	Gus Williams	at Phoenix	3/21/82	41
Gary Payton	at Houston	4/16/00	43	Gus Williams	Phoenix	11/28/79	41
Dale Ellis	at Sacramento (OT)	4/19/90	43	Fred Brown	at New Orleans	11/9/75	41
Russell Westbrook	Toronto	3/20/19	42	Dick Snyder	at Atlanta	1/19/74	41
Paul George	LA Clippers	11/10/17	42	Lenny Wilkens	Atlanta	11/29/70	41
Russell Westbrook	Portland	2/5/17	42	Bob Rule	Boston	12/26/69	41
Russell Westbrook	at New Orleans	12/21/16	42	Walt Hazzard	at Detroit	1/19/68	41
Kevin Durant	Detroit	4/16/14	42	Russell Westbrook	at Phoenix	12/28/18	40
Kevin Durant	Houston	3/11/14	42	Paul George	Memphis	4/11/18	40
Kevin Durant	Philadelphia	3/4/14	42	Russell Westbrook	Milwaukee	12/29/17	40
Kevin Durant	L.A. Clippers	2/23/14	42	Russell Westbrook	Charlotte	4/2/17	40
Kevin Durant	at Utah	10/30/13	42	Russell Westbrook	Houston	4/5/15	40
Kevin Durant	at L.A. Lakers	1/11/13	42	Russell Westbrook	at Portland	2/27/15	40
Kevin Durant	at Golden State	4/16/08	42	Russell Westbrook	at Denver	2/9/15	40
Ray Allen	at Phoenix (2OT)	1/22/06	42	Russell Westbrook	at at New York	1/28/15	40
Ray Allen	Portland (OT)	1/5/04	42	Russell Westbrook	Portland (OT)	12/23/14	40
Shawn Kemp	at L.A. Clippers (2OT)	12/10/94	42	Kevin Durant	Miami	2/14/13	40
Dale Ellis	L.A. Lakers	1/3/89	42	Kevin Durant	Dallas	12/27/12	40
Dale Ellis	at Sacramento	1/26/88	42	James Harden	at Phoenix	4/18/12	40
Tom Chambers	Sacramento	12/17/87	42	Kevin Durant	Minnesota (2OT)	3/23/12	40
Tom Chambers	at Houston (2OT)	3/10/87	42	Russell Westbrook	Denver (OT)	2/19/12	40
Gus Williams	Utah	1/15/82	42	Kevin Durant	Washington (2OT)	1/28/11	40
Fred Brown	at Cleveland	12/30/76	42	Kevin Durant	Memphis	1/8/11	40
Spencer Haywood	at Golden State	12/26/72	42	Kevin Durant	at Golden State	4/11/10	40
Bob Rule	San Diego (at Eugene)	2/18/70	42	Kevin Durant	Minnesota	4/4/10	40
Bob Rule	Detroit	11/16/68	42	Kevin Durant	Indiana	1/9/10	40
Russell Westbrook	Sacramento	2/23/19	41	Kevin Durant	at New Jersey	12/28/09	40
Russell Westbrook	New Orleans	2/26/17	41	Kevin Durant	L.A. Clippers	11/15/09	40
Russell Westbrook	Orlando	11/13/16	41	Ray Allen	New York (OT)	3/25/05	40
Kevin Durant	New York	2/9/14	41	Ray Allen	Utah (OT)	2/25/04	40
Kevin Durant	Atlanta	1/27/14	41	Ray Allen	at L.A. Clippers	3/1/03	40
Kevin Durant	at Phoenix	1/14/13	41	Gary Payton	Indiana (OT)	12/4/02	40
Kevin Durant	at Atlanta	12/19/12	41	Gary Payton	at Vancouver	3/13/00	40
Kevin Durant	Golden State	12/8/08	41	Dale Ellis	at Utah	2/1/88	40
Damien Wilkins	at Atlanta (2OT)	11/16/97	41	Xavier McDaniel	at New York (OT)	3/23/87	40
Rashard Lewis	at Toronto (OT)	11/13/05	41	Dale Ellis	at Sacramento	3/15/87	40
Ray Allen	L.A. Clippers	1/24/04	41	Dale Ellis	at Phoenix	2/28/87	40
Gary Payton	Washington	2/15/00	41	Dale Ellis	at Philadelphia (OT)	1/21/87	40
Vin Baker	Indiana	2/4/98	41	Spencer Haywood	Portland	3/30/75	40
Xavier McDaniel	Portland (3OT)	12/1/90	41	Fred Brown	at Philadelphia (OT)	11/29/74	40
Xavier McDaniel	New York	1/20/88	41	Fred Brown	at Portland	11/23/74	40
Dale Ellis	at L.A. Clippers (OT)	1/16/88	41	Spencer Haywood	L.A. Lakers	10/30/74	40
Dale Ellis	at L.A. Clippers	4/16/87	41	Spencer Haywood	Buffalo	2/11/73	40



## ALL-TIME 20+ REBOUNDS PERFORMANCES

PLAYER	OPPONENT	DATE	REBOUNDS	PLAYER	OPPONENT	DATE	REBOUNDS
Jim Fox	L.A. Lakers	12/26/73	30	James Bailey	L.A. Lakers	12/12/80	21
Marvin Webster	at Atlanta	11/1/77	29	Jack Sikma	at Kansas City (OT)	11/30/79	21
Jim Fox	Golden State (OT)	2/16/73	29	Marvin Webster	at Philadelphia	2/12/78	21
Bob Rule	New York	12/22/67	27	Marvin Webster	at L.A. Lakers	12/16/77	21
Jack Sikma	at Utah	2/10/83	25	Spencer Haywood	at Buffalo	3/8/74	21
Jack Sikma	Kansas City	12/17/82	25	Spencer Haywood	at Detroit	3/1/74	21
Spencer Haywood	L.A. Lakers	3/25/73	25	Jim Fox	Chicago	1/4/74	21
Pete Cross	Portland	1/1/71	25	Spencer Haywood	Cincinnati	2/26/72	21
Chris Wilcox	Houston	4/4/06	24	Pete Cross	Cincinnati	2/10/72	21
Marvin Webster	at Indiana (OT)	11/2/77	24	Don Smith	at Philadelphia	12/01/71	21
Spencer Haywood	Capital	12/14/73	24	Pete Cross	at Cincinnati	1/9/71	21
Spencer Haywood	at Philadelphia	12/12/73	24	Tom Black	San Diego	12/20/70	21
Spencer Haywood	Portland	12/18/71	24	Don Smith	Portland	10/23/70	21
Pete Cross	Cleveland	11/13/70	24	Bob Rule	Detroit	11/19/67	21
Don Smith	Phoenix	10/21/70	24	George Wilson	at St. Louis	11/8/67	21
Steven Adams	at Sacramento	12/19/18	23	Russell Westbrook	L.A. Lakers	4/2/19	20
Michael Cage	Minnesota	12/6/91	23	Russell Westbrook	Memphis	4/11/18	20
Jack Sikma	Denver	1/5/79	23	Enes Kanter	at Portland	4/6/16	20
Marvin Webster	Washington	12/18/77	23	Serge Ibaka	Golden State (OT)	2/27/16	20
Spencer Haywood	at L.A. Lakers	12/7/73	23	<b>Steven Adams</b>	<b>at Washington (OT)</b>	<b>12/1/15</b>	<b>20</b>
Spencer Haywood	Detroit	10/28/73	23	Serge Ibaka	at Milwaukee	11/16/13	20
<b>Steven Adams</b>	<b>Memphis</b>	<b>3/3/19</b>	<b>22</b>	Serge Ibaka	Phoenix	3/7/12	20
Serge Ibaka	Dallas	2/19/15	22	Shawn Kemp	at Houston (in Japan)	11/7/92	20
Chris Wilcox	Washington	3/21/07	22	Michael Cage	at Washington	11/19/91	20
Shawn Kemp	at Dallas (OT)	12/12/95	22	Michael Cage	Sacramento	2/23/90	20
Michael Cage	Indiana	11/9/91	22	Michael Cage	Phoenix	12/13/88	20
Jack Sikma	Portland	12/18/84	22	Jack Sikma	Houston	4/8/84	20
Jack Sikma	Cleveland	3/2/79	22	Jack Sikma	Denver	2/7/84	20
Spencer Haywood	Atlanta	10/24/73	22	Jack Sikma	Utah	12/28/83	20
Jim Fox	at Buffalo	3/2/73	22	Jack Sikma	at Detroit	1/26/83	20
Spencer Haywood	Atlanta	2/23/73	22	Jack Sikma	at L.A. Lakers	1/3/82	20
Spencer Haywood	Boston	2/16/72	22	Jack Sikma	Phoenix	10/25/80	20
Don Smith	Phoenix	1/15/72	22	Jack Sikma	San Antonio	11/2/79	20
Pete Cross	Cincinnati	1/22/71	22	Jack Sikma	at San Diego (OT)	4/4/79	20
Pete Cross	at Portland	10/30/70	22	Jack Sikma	at Philadelphia	12/2/78	20
Pete Cross	San Francisco	11/27/70	22	Jack Sikma	at Kansas City	2/28/78	20
Tom Meschery	Phoenix (2OT)	11/15/68	22	Tom Burleson	at Philadelphia	12/3/76	20
Bob Rule	Philadelphia	12/18/68	22	Tom Burleson	at Golden State	2/7/76	20
Nick Collison	Washington	3/26/08	21	Spencer Haywood	Philadelphia	2/25/74	20
Nick Collison	at Phoenix	1/9/07	21	Spencer Haywood	at Detroit	1/17/73	20
Reggie Evans	Charlotte	2/5/05	21	Pete Cross	Detroit	2/23/72	20
Shawn Kemp	at Detroit	11/15/95	21	Spencer Haywood	Detroit	2/23/72	20
Shawn Kemp	at Charlotte	1/31/92	21	Don Smith	Buffalo	10/28/71	20
Michael Cage	at L.A. Clippers	4/1/90	21	Spencer Haywood	Detroit	3/11/71	20
Alton Lister	Cleveland	3/2/87	21	Spencer Haywood	San Francisco	2/14/71	20
Alton Lister	Phoenix (OT)	1/31/87	21	Spencer Haywood	at Detroit	1/19/71	20
Jack Sikma	Houston	12/9/84	21	Pete Cross	Baltimore	1/17/71	20
Jack Sikma	Portland	4/13/82	21	Pete Cross	L.A. Lakers	12/11/70	20
Jack Sikma	Phoenix	4/6/82	21	Bob Rule	Milwaukee	11/28/68	20
Jack Sikma	at Denver	1/9/82	21	Bob Rule	at Milwaukee	11/12/68	20
Jack Sikma	Portland	11/25/81	21	<b>TOTAL: 101</b>			

### 20+ REBOUNDS LEADERS

Jack Sikma	21	Marvin Webster	5	Nick Collison	2	Reggie Evans	1
Spencer Haywood	18	Jim Fox	4	Alton Lister	2	Enes Kanter	1
Pete Cross	10	Shawn Kemp	4	Russell Westbrook	2	Tom Meschery	1
Michael Cage	6	Serge Ibaka	4	Chris Wilcox	2	George Wilson	1
Bob Rule	5	<b>Steven Adams</b>	<b>3</b>	James Bailey	1	<b>TOTAL:</b>	<b>101</b>
Don Smith	5	Tom Burleson	2	Tom Black	1		



## ALL-TIME 20-20 CLUB

PLAYER	DATE	OPPONENT	POINTS	REBOUNDS
Bob Rule	11/19/67	New York (OT)	31	21
Bob Rule	11/12/68	at Milwaukee	28	20
Bob Rule	11/28/68	Milwaukee	27	20
Bob Rule	12/18/68	Philadelphia	36	22
Spencer Haywood	1/19/71	at Detroit	24	20
Spencer Haywood	2/14/71	San Francisco	25	20
Spencer Haywood	3/11/71	Detroit	28	20
Spencer Haywood	12/18/71	Portland	32	24
Spencer Haywood	2/16/72	Boston	26	22
Spencer Haywood	2/23/72	Detroit	38	20
Spencer Haywood	2/26/72	Cincinnati	38	21
Spencer Haywood	1/17/73	at Detroit	28	20
Spencer Haywood	2/23/73	Atlanta	29	22
Spencer Haywood	3/25/73	L.A. Lakers	25	25
Spencer Haywood	10/24/73	Atlanta	21	22
Spencer Haywood	10/28/73	Detroit	22	23
Spencer Haywood	12/7/73	at L.A. Lakers	29	23
Spencer Haywood	12/14/73	Capital (Washington)	26	24
Jim Fox	12/26/73	L.A. Lakers	25	30
Spencer Haywood	2/23/74	Philadelphia	37	20
Spencer Haywood	3/8/74	at Buffalo (OT)	31	21
Tom Burleson	2/7/76	at Golden State	26	20
Marvin Webster	12/18/77	Washington	21	23
Jack Sikma	12/2/78	at Philadelphia	29	20
Jack Sikma	1/5/79	Denver	23	23
Jack Sikma	10/25/80	Phoenix	22	20
Jack Sikma	4/13/82	Portland	22	21
Jack Sikma	12/12/82	Kansas City	26	25
Jack Sikma	1/26/83	at Detroit	26	20
Jack Sikma	2/10/83	at Utah	39	25
Jack Sikma	12/28/83	Utah	20	20
Jack Sikma	4/8/84	Houston	29	20
Jack Sikma	12/18/84	Portland	27	22
Michael Cage	11/9/91	Indiana	23	22
Michael Cage	11/19/91	at Washington	20	20
Shawn Kemp	1/31/92	at Charlotte	22	21
Shawn Kemp	11/7/92	at Houston (in Japan)	29	20
Shawn Kemp	11/15/95	at Detroit	23	21
Chris Wilcox	4/4/06	Houston	26	24
Nick Collison	1/9/07	at Phoenix	29	21
Chris Wilcox	3/21/07	Washington	27	22
Serge Ibaka	2/19/15	Dallas	21	22
Enes Kanter	4/6/16	at Portland	33	20
Steven Adams	12/19/18	at Sacramento	20	23
Russell Westbrook *	4/2/19	Los Angeles Lakers	20	20

TOTAL: 45

\* Westbrook's stat line also included 21 assists, making it the second such game in NBA history (Wilt Chamberlain, 1968).

Spencer Haywood	16	Chris Wilcox	2	Jim Fox	1
Jack Sikma	10	Steven Adams	1	Enes Kanter	1
Bob Rule	4	Serge Ibaka	1	Marvin Webster	1
Shawn Kemp	3	Tom Burleson	1	Russell Westbrook	1
Michael Cage	2	Nick Collison	1	TOTAL:	45



## AWARD WINNERS

### ALL-NBA TEAM

1971-72	Spencer Haywood (First Team)
1972-73	Spencer Haywood (First Team)
1973-74	Spencer Haywood (Second Team)
1974-75	Spencer Haywood (Second Team)
1979-80	Dennis Johnson (Second Team)
	Gus Williams (Second Team)
1981-82	Gus Williams (First Team)
1988-89	Dale Ellis (Third Team)
1993-94	Shawn Kemp (Second Team)
	Gary Payton (Third Team)
1994-95	Shawn Kemp (Second Team)
	Gary Payton (Second Team)
	Detlef Schrempf (Third Team)
1995-96	Shawn Kemp (Second Team)
	Gary Payton (Second Team)
1996-97	Gary Payton (Second Team)
1997-98	Gary Payton (First Team)
	Vin Baker (Second Team)
1998-99	Gary Payton (Second Team)
1999-00	Gary Payton (First Team)
2000-01	Gary Payton (Third Team)
2001-02	Gary Payton (Second Team)
2004-05	Ray Allen (Second Team)
2009-10	Kevin Durant (First Team)
2010-11	Kevin Durant (First Team)
	Russell Westbrook (Second Team)
2011-12	Kevin Durant (First Team)
	Russell Westbrook (Second Team)
2012-13	Kevin Durant (First Team)
	Russell Westbrook (Second Team)
2013-14	Kevin Durant (First Team)
2014-15	Russell Westbrook (Second Team)
2015-16	Russell Westbrook (First Team)
	Kevin Durant (Second Team)
2016-17	Russell Westbrook (First Team)
2017-18	Russell Westbrook (Second Team)
	Paul George (Third Team)
2018-19	Paul George (First Team)
	Russell Westbrook (Third Team)

### NBA ALL-DEFENSIVE TEAM

1975-76	Don "Slick" Watts (First Team)
1978-79	Dennis Johnson (First Team)
1979-80	Dennis Johnson (First Team)
1981-82	Lonnie Shelton (Second Team)
	Jack Sikma (Second Team)
1984-85	Danny Vranes (Second Team)
1993-94	Gary Payton (First Team)
	Nate McMillan (Second Team)
1994-95	Gary Payton (First Team)
	Nate McMillan (Second Team)
1995-96	Gary Payton (First Team)
1996-97	Gary Payton (First Team)
1997-98	Gary Payton (First Team)
1998-99	Gary Payton (First Team)
1999-00	Gary Payton (First Team)
2000-01	Gary Payton (First Team)

2001-02	Gary Payton (First Team)
2009-10	Thabo Sefolosha (Second Team)
2011-12	Serge Ibaka (First Team)
2012-13	Serge Ibaka (First Team)
2013-14	Serge Ibaka (First Team)
2016-17	Andre Roberson (Second Team)
2018-19	Paul George (First Team)

### NBA ALL-ROOKIE TEAM

1967-68	Bob Rule (First Team)
	Al Tucker (First Team)
1968-69	Art Harris (First Team)
1974-75	Tom Burleson (First Team)
1977-78	Jack Sikma (First Team)
1985-86	Xavier McDaniel (First Team)
1987-88	Derrick McKey (First Team)
1990-91	Gary Payton (Second Team)
2000-01	Desmond Mason (Second Team)
2001-02	Vladimir Radmanovic (Second Team)
2007-08	Kevin Durant (First Team)
	Jeff Green (First Team)
2008-09	Russell Westbrook (First Team)
2009-10	James Harden (Second Team)
2013-14	Steven Adams (Second Team)

### KIA NBA MOST VALUABLE PLAYER

2016-17	Russell Westbrook
2013-14	Kevin Durant

### T-MOBILE NBA ROOKIE OF THE YEAR

2007-08	Kevin Durant
---------	--------------

### NBA DEFENSIVE PLAYER OF THE YEAR

1995-96	Gary Payton
---------	-------------

### NBA MOST IMPROVED PLAYER

1986-87	Dale Ellis
---------	------------

### KIA SIXTH MAN OF THE YEAR

2011-12	James Harden
---------	--------------

### NBA COACH OF THE YEAR

1986-87	Bernie Bickerstaff
2009-10	Scott Brooks

### NBA FINALS MOST VALUABLE PLAYER

1979	Dennis Johnson
------	----------------

### J. WALTER KENNEDY CITIZENSHIP AWARD

1975-76	Don "Slick" Watts
---------	-------------------

### NBA EXECUTIVE OF THE YEAR

1982-83	Zollie Volchok
1993-94	Bob Whitsitt

### NBA SPORTSMANSHIP AWARD

1998-99	Hersey Hawkins
2002-03	Ray Allen

### SEASON-LONG KIA COMMUNITY ASSIST AWARD

2014-15	Russell Westbrook
---------	-------------------



## LEAGUE LEADERS/ALL-STARs

### LEAGUE LEADERS

PLAYER	YEAR	CATEGORY	AVG/PT
Lenny Wilkens	1969-70	Assists	9.1
Don "Slick" Watts	1975-76	Assists	8.1
Don "Slick" Watts	1975-76	Steals	3.18
Fred Brown	1979-80	Three-Point FG Pct.	.443
Dana Barros	1991-92	Three-Point FG Pct.	.446
Nate McMillan	1993-94	Steals	2.96
Gary Payton	1995-96	Steals	2.85
Dale Ellis	1997-98	Three-Point FG Pct.	.464
Brent Barry	2000-01	Three-Point FG Pct.	.476
Kevin Durant	2009-10	Points	30.1
Kevin Durant	2010-11	Points	27.0
Kevin Durant	2011-12	Points	28.0
Serge Ibaka	2011-12	Blocks	3.65
Kevin Durant	2012-13	Free Throw Pct.	.905
Serge Ibaka	2012-13	Blocks	3.03
Kevin Durant	2013-14	Points	32.0
Russell Westbrook	2014-15	Points	28.1
Russell Westbrook	2016-17	Points	31.6
Russell Westbrook	2017-18	Assists	10.2
Paul George	2018-19	Steals	2.21
Russell Westbrook	2018-19	Assists	10.7

### NBA RECORD HOLDERS

PLAYER	DATE/SEASON	CATEGORY	RECORD
Nate McMillan	2/23/87	Assists	Tied rookie single-game record: 25
Dale Ellis	11/9/89	Minutes	Broke record for most minutes played in a single game: 69
Ray Allen	2005-06	Three-pointers made	Broke record for most three-pointers made in a season: 269
Russell Westbrook	2016-17	Triple-doubles	Broke record for most triple-doubles in a season: 42
Russell Westbrook	2016-19	Triple-doubles	First player to average a triple-double in 3 consecutive seasons

### ALL-STAR GAME PARTICIPANTS

1968	Walt Hazzard	1998	Gary Payton*, Vin Baker
1969	Lenny Wilkens*	2000	Coaching Staff
1970	Bob Rule, Lenny Wilkens	2001	Gary Payton
1971	Lenny Wilkens#	2002	Gary Payton
1972	Spencer Haywood*		Trainer Mike Shimensky
1973	Spencer Haywood*	2003	Gary Payton
1974	Spencer Haywood	2004	Ray Allen
1975	Spencer Haywood*	2005	Ray Allen
1976	Fred Brown		Rashard Lewis
1979	Dennis Johnson, Jack Sikma	2006	Ray Allen
	Coaching Staff	2007	Ray Allen
1980	Dennis Johnson, Jack Sikma	2010	Kevin Durant
	Coaching Staff	2011	Kevin Durant*
1981	Paul Westphal*, Jack Sikma		Russell Westbrook
1982	Lonnelle Shelton*, Jack Sikma, Gus Williams*	2012	Kevin Durant*#
			Russell Westbrook
1983	David Thompson*, Jack Sikma, Gus Williams	2013	Coaching Staff
			Kevin Durant*
1984	Jack Sikma		Russell Westbrook
1985	Jack Sikma	2014	Kevin Durant*
1987	Tom Chambers*#		Coaching Staff
	Trainer Frank Furtado	2015	Kevin Durant
1988	Xavier McDaniel		Russell Westbrook#
1989	Dale Ellis*	2016	Kevin Durant*
1993	Shawn Kemp		Russell Westbrook*#
1994	Shawn Kemp*, Gary Payton	2017	Russell Westbrook
	Coaching Staff	2018	Paul George
1995	Shawn Kemp*, Gary Payton		Russell Westbrook*
	Detlef Schrempf	2019	Paul George*
1996	Shawn Kemp*, Gary Payton, Coaching Staff		Russell Westbrook
1997	Shawn Kemp*, Gary Payton*, Detlef Schrempf		

\* Starter

# All-Star Game Most Valuable Player

## YEAR-BY-YEAR STATISTICAL LEADERS



### SCORING

#### MINIMUM 70 GAMES OR 1,400 POINTS

YEAR	PLAYER	G	PTS	AVG	YEAR	PLAYER	G	PTS	AVG
67-68	Walt Hazzard	79	1894	24.0	93-94	Shawn Kemp	79	1431	18.1
68-69	Bob Rule	82	1965	24.0	94-95	Gary Payton	82	1689	20.6
69-70	Bob Rule	80	1695	24.6	95-96	Shawn Kemp	79	1550	19.6
70-71	Lenny Wilkens	71	1403	19.8	96-97	Gary Payton	82	1785	21.8
71-72	Spencer Haywood	73	1914	26.2	97-98	Vin Baker	82	1574	19.2
72-73	Spencer Haywood	77	2251	29.2	98-99	Gary Payton	50	1084	21.7
73-74	Spencer Haywood	75	1761	23.5	99-00	Gary Payton	82	1982	24.2
74-75	Spencer Haywood	68	1525	22.4	00-01	Gary Payton	79	1823	23.1
75-76	Fred Brown	76	1757	23.1	01-02	Gary Payton	82	1815	22.1
76-77	Fred Brown	72	1236	17.2	02-03	Rashard Lewis	77	1396	18.1
77-78	Gus Williams	79	1431	18.1	03-04	Rashard Lewis	80	1421	17.8
78-79	Gus Williams	76	1457	19.2	04-05	Ray Allen	78	1867	23.9
79-80	Gus Williams	82	1816	22.1	05-06	Ray Allen	78	1955	25.1
80-81	Jack Sikma	82	1530	18.7	06-07	Ray Allen	55	1454	26.4
81-82	Gus Williams	80	1875	23.4	07-08	Kevin Durant	80	1624	20.3
82-83	Gus Williams	80	1600	20.0	08-09	Kevin Durant	74	1871	25.3
83-84	Jack Sikma	82	1563	19.1	09-10	Kevin Durant	82	2472	30.1
84-85	Tom Chambers	81	1739	21.5	10-11	Kevin Durant	78	2161	27.7
85-86	Jack Sikma	80	1371	17.1	11-12	Kevin Durant	66	1850	28.0
86-87	Dale Ellis	82	2041	24.9	12-13	Kevin Durant	81	2280	28.1
87-88	Dale Ellis	75	1938	25.8	13-14	Kevin Durant	81	2593	32.0
88-89	Dale Ellis	82	2253	27.5	14-15	Russell Westbrook	67	1886	28.1
89-90	Xavier McDaniel	69	1471	21.3	15-16	Kevin Durant	72	2029	28.2
90-91	Derrick McKay	73	1115	15.3	16-17	Russell Westbrook	81	2558	31.6
91-92	Ricky Pierce	78	1690	21.7	17-18	Russell Westbrook	80	2028	25.4
92-93	Ricky Pierce	77	1403	18.2	18-19	Paul George	77	2159	28.0

### REBOUNDING

#### MINIMUM 70 GAMES OR 800 REBOUNDS

YEAR	PLAYER	G	REB	AVG	YEAR	PLAYER	G	REB	AVG
67-68	Tom Meschery	82	840	10.2	93-94	Shawn Kemp	79	851	10.8
68-69	Bob Rule	82	941	11.5	94-95	Shawn Kemp	82	893	10.9
69-70	Bob Rule	80	825	10.3	95-96	Shawn Kemp	79	904	11.4
70-71	Pete Cross	79	949	12.0	96-97	Shawn Kemp	81	807	10.0
71-72	Spencer Haywood	73	926	12.7	97-98	Vin Baker	82	656	8.0
72-73	Spencer Haywood	77	995	12.9	98-99	Olden Polynice	50	488	8.9
73-74	Spencer Haywood	75	1007	13.4	99-00	Horace Grant	76	593	7.8
74-75	Tom Burleson	82	572	7.0	00-01	Patrick Ewing	79	585	7.4
75-76	Tom Burleson	82	742	9.0	01-02	Rashard Lewis	71	498	7.0
76-77	Tom Burleson	82	551	6.7	02-03	Rashard Lewis	77	503	6.5
77-78	Marvin Webster	82	1035	12.6	03-04	Rashard Lewis	80	518	6.5
78-79	Jack Sikma	82	1013	12.4	04-05	Reggie Evans	79	736	9.3
79-80	Jack Sikma	82	908	11.1	05-06	Rashard Lewis	78	390	5.0
80-81	Jack Sikma	82	852	10.4	06-07	Nick Collison	82	666	8.1
81-82	Jack Sikma	82	1038	12.7	07-08	Nick Collison	78	730	9.4
82-83	Jack Sikma	75	856	11.4	08-09	Jeff Geen	78	519	6.7
83-84	Jack Sikma	82	911	11.1	09-10	Kevin Durant	82	623	7.6
84-85	Tom Chambers	81	579	7.1	10-11	Serge Ibaka	82	622	7.6
85-86	Jack Sikma	80	748	9.4	11-12	Kevin Durant	66	527	8.0
86-87	Alton Lister	75	705	9.4	12-13	Kevin Durant	81	640	7.9
87-88	Alton Lister	82	627	7.6	13-14	Serge Ibaka	81	709	8.8
88-89	Michael Cage	80	765	9.6	14-15	Steven Adams	70	523	7.5
89-90	Michael Cage	82	821	10.0	15-16	Enes Kanter	78	664	8.1
90-91	Shawn Kemp	81	679	8.4	16-17	Russell Westbrook	81	864	10.7
91-92	Michael Cage	82	728	8.9	17-18	Russell Westbrook	80	804	10.1
92-93	Shawn Kemp	78	833	10.7	18-19	Russell Westbrook	73	807	11.1



## YEAR-BY-YEAR STATISTICAL LEADERS

### ASSISTS

MINIMUM 70 GAMES OR 400 ASSISTS

YEAR	PLAYER	G	AST	AVG	YEAR	PLAYER	G	AST	AVG
67-68	Walt Hazzard	79	493	6.2	93-94	Gary Payton	82	494	6.0
68-69	Lenny Wilkens	82	674	8.2	94-95	Gary Payton	82	583	7.1
69-70	Lenny Wilkens	75	683	9.1	95-96	Gary Payton	81	608	7.5
70-71	Lenny Wilkens	71	654	9.2	96-97	Gary Payton	82	583	7.1
71-72	Lenny Wilkens	80	766	9.6	97-98	Gary Payton	82	679	8.3
72-73	Fred Brown	79	438	5.5	98-99	Gary Payton	50	436	8.7
73-74	Fred Brown	82	414	5.1	99-00	Gary Payton	82	732	8.9
74-75	Don "Slick" Watts	82	499	6.1	00-01	Gary Payton	79	642	8.1
75-76	Don "Slick" Watts	82	661	8.1	01-02	Gary Payton	82	737	9.0
76-77	Don "Slick" Watts	79	630	8.0	02-03	Gary Payton	52	457	8.8
77-78	Gus Williams	79	294	3.7	03-04	Antonio Daniels	71	298	4.2
78-79	John Johnson	82	358	4.4	04-05	Luke Ridnour	82	483	5.9
79-80	John Johnson	81	424	5.2	05-06	Luke Ridnour	79	550	7.0
80-81	Vinnie Johnson	81	341	4.2	06-07	Earl Watson	77	437	5.7
81-82	Gus Williams	80	547	6.8	07-08	Earl Watson	78	531	6.8
82-83	Gus Williams	80	643	8.0	08-09	Russell Westbrook	82	435	5.3
83-84	Gus Williams	80	675	8.4	09-10	Russell Westbrook	82	652	8.0
84-85	Gerald Henderson	79	559	7.1	10-11	Russell Westbrook	82	670	8.2
85-86	Gerald Henderson	82	487	5.9	11-12	Russell Westbrook	66	362	5.5
86-87	Nate McMillan	71	583	8.2	12-13	Russell Westbrook	82	607	7.4
87-88	Nate McMillan	82	702	8.6	13-14	Kevin Durant	81	445	5.5
88-89	Nate McMillan	75	696	9.3	14-15	Russell Westbrook	67	574	8.6
89-90	Nate McMillan	82	598	7.3	15-16	Russell Westbrook	80	834	10.4
90-91	Gary Payton	82	528	6.4	16-17	Russell Westbrook	81	840	10.4
91-92	Gary Payton	81	506	6.2	17-18	Russell Westbrook	80	820	10.3
92-93	Nate McMillan	73	384	5.3	18-19	Russell Westbrook	73	784	10.7

### MINUTES PLAYED

MINIMUM 70 GAMES OR 2,000 MINUTES

YEAR	PLAYER	G	MIN	AVG	YEAR	PLAYER	G	MIN	AVG
67-68	Tom Meschery	82	2857	34.8	93-94	Gary Payton	82	2881	35.1
68-69	Lenny Wilkens	82	3463	42.2	94-95	Gary Payton	82	3015	36.8
69-70	Bob Rule	80	2959	37.0	95-96	Gary Payton	81	3162	39.0
70-71	Lenny Wilkens	71	2641	37.2	96-97	Gary Payton	82	3213	39.2
71-72	Spencer Haywood	73	3167	43.4	97-98	Gary Payton	82	3145	38.4
72-73	Spencer Haywood	77	3259	42.3	98-99	Gary Payton	50	2008	40.2
73-74	Spencer Haywood	75	3038	40.5	99-00	Gary Payton	82	3425	41.8
74-75	Spencer Haywood	68	2529	37.2	00-01	Gary Payton	79	3244	41.1
75-76	Don "Slick" Watts	82	2776	33.8	01-02	Gary Payton	82	3301	40.3
76-77	Don "Slick" Watts	79	2627	33.3	02-03	Gary Payton	52	2123	40.8
77-78	Marvin Webster	82	2910	35.5	03-04	Rashard Lewis	80	2931	36.6
78-79	Jack Sikma	82	2958	36.1	04-05	Ray Allen	78	3064	39.3
79-80	Dennis Johnson	81	2937	36.3	05-06	Ray Allen	76	3022	38.3
80-81	Jack Sikma	82	2920	35.6	06-07	Ray Allen	55	2219	40.3
81-82	Jack Sikma	82	3049	37.2	07-08	Kevin Durant	80	2768	34.6
82-83	Gus Williams	80	2761	34.6	08-09	Kevin Durant	74	2885	39.0
83-84	Jack Sikma	82	2993	36.5	09-10	Kevin Durant	82	3239	39.5
84-85	Tom Chambers	81	2923	36.1	10-11	Kevin Durant	78	3038	38.9
85-86	Jack Sikma	80	2790	34.9	11-12	Kevin Durant	66	2546	38.6
86-87	Dale Ellis	82	3073	37.5	12-13	Kevin Durant	81	3119	38.5
87-88	Dale Ellis	75	2790	37.2	13-14	Kevin Durant	81	3122	38.5
88-89	Dale Ellis	82	3193	38.9	14-15	Russell Westbrook	67	2302	34.4
89-90	Xavier McDaniel	69	2432	35.2	15-16	Russell Westbrook	80	2750	34.4
90-91	Derrick McKey	73	2503	34.3	16-17	Russell Westbrook	81	2802	34.6
91-92	Ricky Pierce	78	2658	34.1	17-18	Paul George	79	2891	36.3
92-93	Shawn Kemp	78	2582	33.1	18-19	Paul George	77	2841	36.9

## YEAR-BY-YEAR STATISTICAL LEADERS



### STEALS

MINIMUM 70 GAMES OR 125 STEALS

YEAR	PLAYER	G	ST	AVG	YEAR	PLAYER	G	ST	AVG
73-74	Fred Brown	82	136	1.66	97-98	Gary Payton	82	185	2.26
74-75	Don "Slick" Watts	82	190	2.32	98-99	Gary Payton	50	109	2.18
75-76	Don "Slick" Watts	82	261	3.18	99-00	Gary Payton	82	153	1.87
76-77	Don "Slick" Watts	79	214	2.71	00-01	Gary Payton	79	127	1.61
77-78	Gus Williams	79	185	2.34	01-02	Brent Barry	81	147	1.81
78-79	Gus Williams	76	158	2.10	02-03	Brent Barry	75	113	1.51
79-80	Gus Williams	82	200	2.44	03-04	Rashard Lewis	80	99	1.24
80-81	Fred Brown	78	88	1.13	04-05	Luke Ridnour	82	94	1.15
81-82	Gus Williams	80	172	2.15	05-06	Luke Ridnour	79	123	1.56
82-83	Gus Williams	80	182	2.28	06-07	Earl Watson	77	99	1.29
83-84	Gus Williams	80	189	2.36	07-08	Kevin Durant	80	78	0.98
84-85	Gerald Henderson	79	140	1.77	08-09	Russell Westbrook	82	110	1.34
85-86	Gerald Henderson	82	138	1.68	09-10	Kevin Durant	82	112	1.37
86-87	Nate McMillan	71	125	1.76	10-11	Russell Westbrook	82	155	1.89
87-88	Nate McMillan	82	169	2.06	11-12	Russell Westbrook	66	112	1.70
88-89	Nate McMillan	75	156	2.08	12-13	Russell Westbrook	82	145	1.77
89-90	Nate McMillan	82	140	1.71	13-14	Kevin Durant	81	103	1.27
90-91	Gary Payton	82	165	2.01	14-15	Russell Westbrook	67	140	2.09
91-92	Gary Payton	81	165	2.04	15-16	Russell Westbrook	80	163	2.04
92-93	Nate McMillan	73	173	2.37	16-17	Russell Westbrook	81	132	1.63
93-94	Nate McMillan	73	216	2.96	17-18	Paul George	79	161	2.04
94-95	Gary Payton	82	204	2.49	18-19	Paul George	77	170	2.21
95-96	Gary Payton	81	231	2.85					
96-97	Gary Payton	82	197	2.40					

### BLOCKED SHOTS

MINIMUM 70 GAMES OR 100 BLOCKED SHOTS

YEAR	PLAYER	G	BS	AVG	YEAR	PLAYER	G	BS	AVG
73-74	Spencer Haywood	75	106	1.41	96-97	Jim McIlvaine	82	164	2.00
74-75	Tom Burleson	82	153	1.87	97-98	Jim McIlvaine	78	137	1.76
75-76	Tom Burleson	82	150	1.83	98-99	Vin Baker	34	34	1.00
76-77	Mike Green	76	129	1.70	99-00	Vin Baker	79	66	0.84
77-78	Marvin Webster	82	162	1.98	00-01	Patrick Ewing	79	91	1.15
78-79	Dennis Johnson	80	97	1.21	01-02	Rashard Lewis	71	40	0.56
79-80	Dennis Johnson	81	82	1.01	02-03	Predrag Drobnjak	82	38	0.46
80-81	James Bailey	82	143	1.74	03-04	Calvin Booth	71	101	1.42
81-82	James Donaldson	82	139	1.70	04-05	Jerome James	80	111	1.39
82-83	James Donaldson	82	101	1.23	05-06	Rashard Lewis	78	50	0.64
83-84	Jack Sikma	82	92	1.12	06-07	Nick Collison	82	66	0.80
84-85	Jack Sikma	68	91	1.34	07-08	Kevin Durant	80	75	0.94
85-86	Jack Sikma	80	73	0.91	08-09	Kevin Durant	74	53	0.72
86-87	Alton Lister	75	180	2.40	09-10	Serge Ibaka	73	97	1.33
87-88	Alton Lister	82	139	1.70	10-11	Serge Ibaka	82	198	2.41
88-89	Alton Lister	82	180	2.20	11-12	Serge Ibaka	66	241	3.65
89-90	Derrick McKey	80	81	1.01	12-13	Serge Ibaka	80	243	3.03
90-91	Shawn Kemp	81	123	1.52	13-14	Serge Ibaka	81	219	2.70
91-92	Shawn Kemp	64	124	1.94	14-15	Serge Ibaka	64	155	2.42
92-93	Shawn Kemp	78	146	1.87	15-16	Serge Ibaka	78	148	1.90
93-94	Shawn Kemp	79	166	2.10	16-17	Andre Roberson	79	79	1.00
94-95	Shawn Kemp	82	122	1.49	17-18	Steven Adams	76	78	1.02
95-96	Shawn Kemp	79	127	1.61	18-19	Jerami Grant	80	100	1.25



## YEAR-BY-YEAR STATISTICAL LEADERS

### FIELD GOAL PERCENTAGE

MINIMUM 250 FG MADE

YEAR	PLAYER	FG	FGA	PCT	YEAR	PLAYER	FG	FGA	PCT
67-68	Bob Rule	568	1162	.489	93-94	Shawn Kemp	533	990	.538
68-69	Bob Rule	776	1655	.469	94-95	Shawn Kemp	545	997	.547
69-70	Dick Snyder	456	863	.528	95-96	Shawn Kemp	526	937	.561
70-71	Dick Snyder	645	1215	.531	96-97	Shawn Kemp	526	1032	.510
71-72	Dick Snyder	496	937	.529	97-98	Vin Baker	631	1164	.542
72-73	Jim Fox	316	613	.515	98-99	Detlef Schrempf	259	549	.472
73-74	Dick Snyder	572	1189	.481	99-00	Ruben Patterson	354	661	.536
74-75	Archie Clark	455	919	.495	00-01	Ruben Patterson	370	749	.494
75-76	Fred Brown	742	1522	.488	01-02	Brent Barry	401	790	.508
76-77	Fred Brown	534	1114	.479	02-03	Brent Barry	264	577	.458
77-78	Marvin Webster	427	851	.502	03-04	Ray Allen	447	1017	.440
78-79	Lonnie Shelton	446	859	.519	04-05	Rashard Lewis	532	1151	.462
79-80	Lonnie Shelton	425	802	.530	05-06	Rashard Lewis	538	1151	.467
80-81	Vinnie Johnson	419	785	.534	06-07	Chris Wilcox	433	819	.529
81-82	James Donaldson	255	419	.609	07-08	Chris Wilcox	334	638	.524
82-83	James Donaldson	289	496	.583	08-09	Kevin Durant	661	1390	.476
83-84	Danny Vranes	258	495	.521	09-10	Nenad Krstic	281	560	.502
84-85	Tim McCormick	269	483	.557	10-11	Serge Ibaka	335	617	.543
85-86	Tim McCormick	253	444	.570	11-12	Serge Ibaka	262	490	.535
86-87	Dale Ellis	785	1530	.516	12-13	Serge Ibaka	446	778	.595
87-88	Dale Ellis	764	1519	.503	13-14	Serge Ibaka	524	978	.536
88-89	Derrick McKey	487	970	.502	14-15	Serge Ibaka	374	786	.476
89-90	Sedale Threatt	303	599	.506	15-16	Steven Adams	261	426	.613
90-91	Sedale Threatt	433	835	.519	16-17	Steven Adams	374	655	.571
91-92	Michael Cage	307	542	.566	17-18	Steven Adams	448	712	.629
92-93	Derrick McKey	387	780	.496	18-19	Steven Adams	481	809	.595

### FREE THROW PERCENTAGE

MINIMUM 125 FT MADE

YEAR	PLAYER	FT	FTA	PCT	YEAR	PLAYER	FT	FTA	PCT
67-68	Bob Weiss	213	254	.838	93-94	Ricky Pierce	189	211	.896
68-69	Lenny Wilkens	547	710	.770	94-95	Detlef Schrempf	437	521	.839
69-70	Bob Boozer	263	320	.822	95-96	Hersey Hawkins	247	283	.873
70-71	Dick Snyder	302	361	.837	96-97	Hersey Hawkins	258	295	.875
71-72	Dick Snyder	218	259	.842	97-98	Hersey Hawkins	177	204	.868
72-73	Dick Snyder	186	216	.861	98-99	Hersey Hawkins	119	132	.902
73-74	Dick Snyder	194	224	.866	99-00	Brent Barry	127	157	.809
74-75	Archie Clark	161	193	.834	00-01	Rashard Lewis	176	213	.826
75-76	Fred Brown	273	314	.869	01-02	Desmond Mason	201	237	.848
76-77	Fred Brown	168	190	.884	02-03	Ray Allen	138	150	.920
77-78	Fred Brown	176	196	.898	03-04	Ray Allen	245	271	.904
78-79	Fred Brown	183	206	.888	04-05	Luke Ridnour	159	180	.883
79-80	Jack Sikma	235	292	.805	05-06	Ray Allen	324	359	.903
80-81	Fred Brown	173	208	.832	06-07	Ray Allen	279	309	.903
81-82	Jack Sikma	447	523	.855	07-08	Kevin Durant	391	448	.873
82-83	Jack Sikma	400	478	.837	08-09	Kevin Durant	452	524	.863
83-84	Jack Sikma	411	480	.856	09-10	Kevin Durant	756	840	.900
84-85	Jack Sikma	335	393	.852	10-11	Kevin Durant	594	675	.880
85-86	Jack Sikma	355	411	.864	11-12	Kevin Durant	431	501	.860
86-87	Tom Chambers	535	630	.849	12-13	Kevin Durant	679	750	.905
87-88	Tom Chambers	419	519	.807	13-14	Reggie Jackson	158	177	.893
88-89	Dale Ellis	377	462	.816	14-15	Kevin Durant	146	171	.854
89-90	Sedale Threatt	130	157	.828	15-16	Kevin Durant	447	498	.898
90-91	Ricky Pierce	148	160	.925	16-17	Russell Westbrook	710	840	.845
91-92	Ricky Pierce	417	455	.916	17-18	Paul George	338	411	.822
92-93	Eddie Johnson	234	257	.911	18-19	Paul George	453	540	.839

## YEAR-BY-YEAR STATISTICS



Year	G	FGM	FGA	PCT	3FGM	3FGA	PCT	FTM	FTA	PCT	REB	AST	STL	TO	BS	PTS	AVG
67-68	82	3772	8593	.439	---	---	---	2188	3042	.719	5338	1998	---	---	---	9732	118.7
68-69	82	3543	8149	.435	---	---	---	2105	2979	.707	4498	1927	---	---	---	9191	112.1
69-70	82	3709	8029	.462	---	---	---	2171	2851	.761	4312	2214	---	---	---	9589	116.9
70-71	82	3664	8034	.456	---	---	---	2101	2790	.753	4456	2049	---	---	---	9429	115.0
71-72	82	3461	7457	.464	---	---	---	2035	2659	.765	4123	1976	---	---	---	8957	109.2
72-73	82	3447	7681	.449	---	---	---	1606	2080	.772	4161	1958	---	---	---	8500	103.7
73-74	82	3584	8056	.445	---	---	---	1606	2095	.767	4029	2106	689	1622	294	8774	107.0
74-75	82	3488	7653	.456	---	---	---	1475	1970	.749	3721	1997	837	1610	378	8451	103.1
75-76	82	3542	7730	.458	---	---	---	1642	2309	.711	3715	1935	866	1615	355	8726	106.4
76-77	82	3439	7639	.450	---	---	---	1646	2386	.690	3788	1772	932	1759	503	8524	104.0
77-78	82	3445	7715	.447	---	---	---	1675	2352	.712	4057	1799	782	1636	429	8565	104.5
78-79	82	3504	7484	.468	---	---	---	1732	2298	.754	3901	1973	690	1586	398	8740	106.6
79-80	82	3554	7565	.470	59	189	.312	1730	2253	.768	3930	2043	750	1496	428	8897	108.5
80-81	82	3343	7145	.468	32	117	.274	1813	2376	.763	3601	1945	628	1524	438	8531	104.0
81-82	82	3505	7178	.488	38	153	.248	1747	2362	.740	3647	2103	691	1351	460	8795	107.3
82-83	82	3597	7277	.494	29	138	.210	1796	2459	.730	3721	2278	677	1533	437	9019	110.0
83-84	82	3460	7083	.488	27	140	.193	1918	2460	.780	3396	2233	636	1360	350	8865	108.1
84-85	82	3277	6910	.474	45	185	.243	1777	2305	.771	3306	2185	649	1493	343	8376	102.1
85-86	82	3335	7059	.472	79	300	.263	1815	2331	.779	3401	1977	745	1435	295	8564	104.4
86-87	82	3593	7451	.482	191	571	.335	1948	2571	.758	3768	2184	705	1509	450	9325	113.7
87-88	82	3544	7443	.476	221	638	.346	1826	2442	.748	3627	2146	775	1376	447	9135	111.4
88-89	82	3564	7478	.477	293	774	.379	1775	2379	.746	3635	2083	864	1403	494	9196	112.1
89-90	82	3466	7243	.479	231	650	.355	1606	2167	.741	3578	1874	701	1336	335	8769	106.9
90-91	82	3500	7117	.492	136	427	.319	1608	2143	.750	3395	2042	861	1404	380	8744	106.6
92-93	82	3473	7140	.486	218	610	.357	1720	2259	.761	3476	1906	944	1267	409	8884	108.3
93-94	82	3338	6901	.484	242	722	.335	1769	2374	.745	3381	2112	1053	1262	365	8687	105.9
94-95	82	3310	6741	.491	491	1305	.376	1944	2564	.758	3405	2115	917	1295	392	9055	110.4



## YEAR-BY-YEAR STATISTICS

Year	G	FGM	FGA	PCT	3FGM	3FGA	PCT	FTM	FTA	PCT	REB	AST	STL	TO	BS	PTS	AVG
95-96	82	3074	6401	.480	581	1596	.364	1843	2424	.760	3403	1999	882	1441	393	8572	104.5
96-97	82	2995	6415	.467	559	1583	.353	1725	2295	.752	3281	1931	904	1231	388	8274	100.9
97-98	82	3052	6458	.473	621	1569	.396	1521	2109	.721	3156	1986	804	1145	376	8246	100.6
98-99	50	1756	3976	.442	309	899	.344	922	1354	.681	2098	1087	393	765	201	4743	94.9
99-00	82	3108	6946	.447	546	1611	.339	1363	1960	.695	3525	1878	657	1152	345	8125	99.1
00-01	82	3029	6649	.456	466	1169	.399	1454	1986	.732	3421	1792	657	1252	409	7978	97.3
01-02	82	3131	6681	.469	489	1292	.378	1263	1672	.755	3301	1926	698	1124	364	8014	97.7
02-03	82	2887	6599	.437	456	1291	.353	1325	1780	.744	3348	1775	679	1085	295	7555	92.1
03-04	82	2939	6590	.446	723	1936	.373	1363	1782	.765	3225	1782	661	1188	387	7964	97.1
04-05	82	2882	6498	.444	666	1824	.365	1683	2131	.790	3352	1487	553	1113	338	8113	98.9
05-06	82	3077	6711	.459	605	1631	.371	1652	2104	.785	3246	1696	622	1208	306	8411	102.6
06-07	82	3047	6628	.460	525	1451	.362	1511	1911	.791	3250	1695	631	1268	301	8130	99.1
07-08	82	3125	7032	.444	313	939	.333	1436	1866	.770	3659	1748	531	1310	400	7999	97.5
08-09	82	2999	6716	.447	328	949	.346	1626	2069	.786	3469	1663	608	1330	371	7952	97.0
09-10	82	3063	6629	.462	418	1229	.340	1778	2210	.805	3567	1639	654	1227	481	8322	101.5
10-11	82	3066	6609	.464	487	1403	.347	1977	2401	.823	3507	1672	654	1156	487	8596	104.8
11-12	66	2462	5228	.471	472	1317	.358	1406	1744	.806	2883	1224	498	1079	539	6802	103.1
12-13	82	3126	6504	.481	598	1588	.377	1819	2196	.828	3579	1753	679	1253	624	8669	105.7
13-14	82	3194	6782	.471	664	1839	.361	1653	2052	.806	3668	1794	678	1256	501	8705	106.2
14-15	82	3184	7119	.447	632	1864	.339	1524	2020	.754	3896	1681	598	1205	454	8524	104.0
15-16	82	3372	7082	.476	678	1946	.348	1616	2067	.782	3987	1883	603	1305	487	9038	110.2
16-17	82	3237	7169	.452	692	2116	.327	1575	2113	.745	3823	1721	648	1230	408	8741	106.6
17-18	82	3271	7221	.453	881	2491	.354	1421	1985	.716	3695	1750	743	1147	412	8844	107.9
18-19	82	3497	7706	.454	932	2677	.348	1461	2049	.713	3942	1917	766	1145	425	9387	114.5

## ALL-TIME HIGH PERFORMANCES



### ALL-TIME SEASON-HIGH TEAM PERFORMANCES

Points	9,732	1967-68	Avg. 118.7
Field Goals Made	3,772	1967-68	Avg. 46.0
Field Goals Attempted	8,593	1967-68	Avg. 104.8
Field Goal Percentage	.494	1982-83	
Three-Point Field Goals Made	932	2018-19	Avg. 11.4
Three-Point Field Goals Attempted	2,677	2018-19	Avg. 30.4
Three-Point Field Goal Percentage	.399	2000-01	
Free Throws Made	2,171	1969-70	Avg. 26.5
Free Throws Attempted	3,042	1967-68	Avg. 37.1
Free Throw Percentage	.828	2012-13	
Offensive Rebounds	1,456	1977-78	Avg. 17.8
Defensive Rebounds	2,916	2015-16	Avg. 35.6
Total Rebounds	5,338	1967-68	Avg. 65.1
Assists	2,278	1982-83	Avg. 27.8
Steals	1,053	1993-94	Avg. 12.8
Blocked Shots	624	2012-13	Avg. 7.61
Most Turnovers	1,759	1976-77	Avg. 21.5
Fewest Turnovers	1,079	2011-12	Avg. 16.3
Personal Fouls	2,380	1987-88	Avg. 29.0

### ALL-TIME SEASON-HIGH INDIVIDUAL PERFORMANCES

Points	2,593	Kevin Durant	2013-14
Scoring Average	32.0	Kevin Durant	2013-14
Field Goals Made	889	Spencer Haywood	1972-73
Field Goals Attempted	1,941	Russell Westbrook	2016-17
Field Goal Percentage	.629	Steven Adams	2017-18
Three-Point Field Goals Made	292	Paul George	2018-19
Three-Point Field Goals Attempted	757	Paul George	2018-19
Three-Point Field Goal Percentage	.514	Detlef Schrempf	1994-95
Free Throws Made	756	Kevin Durant	2009-10
Free Throws Attempted	840	Russell Westbrook	2016-17
		Kevin Durant	2009-10
Free Throw Percentage	.925	Ricky Pierce	1990-91
Offensive Rebounds	391	Steven Adams	2018-19
Defensive Rebounds	815	Jack Sikma	1981-82
Total Rebounds	1,038	Jack Sikma	1981-82
Average Rebounds	13.4	Spencer Haywood	1973-74
Assists	840	Russell Westbrook	2016-17
Average Assists	10.7	Russell Westbrook	2018-19
Steals	261	Don "Slick" Watts	1975-76
Average Steals	3.18	Don "Slick" Watts	1975-76
Blocked Shots	242	Serge Ibaka	2012-13
Average Blocked Shots	3.65	Serge Ibaka	2011-12
Minutes Played	3,463	Lenny Wilkens	1968-69
Average Minutes Played	43.4	Spencer Haywood	1971-72

### MISCELLANEOUS INDIVIDUAL RECORDS

Most Consecutive Free Throws Made:	75	Ricky Pierce	11/15/91 to 12/11/91
Most Consecutive Field Goals Made in a Game:	14	Gary Payton	1/4/95 at Cleveland
Most Consecutive Field Goals Made:	17	Enes Kanter	2/25/16 to 2/29/16
	17	Lonnie Shelton	3/15/79 to 3/17/79



## ALL-TIME PLAYOFF RECORDS



## OKLAHOMA CITY ERA TEAM PLAYOFF RECORDS

### Thunder Records

#### MOST POINTS SCORED:

Game:	133	Golden State	5/22/16
Half:	133	at Memphis (3OT)	5/9/11
Quarter:	73	at Dallas	4/21/16
Quarter:	45	Golden State	5/22/16

#### FIELD GOALS MADE:

Game:	47	at Portland	4/23/19
Half:	28	Houston	4/21/17
Half:	28	Dallas	5/23/11
Quarter:	17	Golden State	5/22/16

#### FIELD GOALS ATTEMPTED:

Game:	97	at Houston	4/19/17
Half:	51	LA Lakers	5/21/12
Quarter:	29	at Houston	4/19/17

#### FREE THROWS MADE:

Game:	42	at Memphis (3OT)	5/9/11
Half:	42	LA Lakers	4/24/10
Half:	27	at Dallas	5/17/11
Quarter:	15 (3x)	MR: Golden State	5/24/16

#### FREE THROWS ATTEMPTED:

Game:	50	at Memphis (3OT)	5/9/11
Half:	31	at Dallas	5/17/11
Quarter:	20	Golden State	5/24/16

#### THREE-POINT FIELD GOALS MADE:

Game:	15 (3x)	MR: vs. Portland	4/21/19
Half:	9	at Dallas	4/21/16
Quarter:	7	at Miami	6/21/12

#### REBOUNDS:

Game:	62	at Memphis (3OT)	5/9/11
Half:	34	Dallas	5/23/11
Quarter:	23	Lakers	5/21/12

#### ASSISTS:

Game:	28	at Dallas	4/21/16
Half:	28	Houston	4/21/13
Half:	16 (3x)	MR: Houston	4/21/17
Quarter:	10 (2x)	MR: Houston	4/21/17

#### STEALS:

Game:	16	Golden State	5/24/16
Half:	9 (2x)	MR: Golden State	5/24/16
Quarter:	6 (4x)	MR: Houston	4/21/17

#### BLOCKS:

Game:	17	at L.A. Lakers	4/20/10
Half:	12	Houston	4/23/17
Quarter:	8	Houston	5/1/13

#### TURNOVERS:

Game:	25	Dallas (OT)	5/23/11
Half:	13	at Memphis	4/26/14
Half:	13	Dallas	5/23/11
Low Game:	4	LA Lakers	5/14/12
Low Half:	1	LA Lakers	5/14/12
Low Half:	1	Memphis	4/21/14

### Opponent Records

#### MOST POINTS SCORED:

Game:	124	at San Antonio	4/30/16
Half:	73	at San Antonio	4/30/16
Quarter:	43 (2x)	MR: Portland	4/19/19

#### FIELD GOALS MADE:

Game:	51	at San Antonio	4/30/16
Half:	29	at San Antonio	4/30/16
Half:	29	at San Antonio	5/19/14
Quarter:	18	at San Antonio	4/30/16

#### FIELD GOALS ATTEMPTED:

Game:	111	at Memphis (3OT)	5/9/11
Half:	50	at Houston	4/16/17
Quarter:	28 (2x)	MR: Houston	4/23/17

#### FREE THROWS MADE:

Game:	41	at LA Lakers	5/18/12
Half:	26 (2x)	at Houston	4/25/17
Quarter:	17	at LA Lakers	5/18/12

#### FREE THROWS ATTEMPTED:

Game:	45	at Denver	4/23/11
Half:	30 (2x)	MR: at Houston	4/25/17
Quarter:	20	at Denver	4/23/11

#### THREE-POINT FIELD GOALS MADE:

Game:	21	Golden State	5/28/16
Half:	12	Golden State	5/28/16
Quarter:	8	Golden State	5/28/16

#### REBOUNDS:

Game:	64	at Memphis (3OT)	5/9/11
Half:	31 (4x)	Houston	4/24/13
Quarter:	20	at Houston	4/16/17

#### ASSISTS:

Game:	39	at San Antonio	4/30/16
Half:	22	at San Antonio	4/30/16
Quarter:	13	at San Antonio	4/30/16

#### STEALS:

Game:	15	Dallas (OT)	5/23/11
Half:	9 (2x)	MR: Houston	4/23/17
Quarter:	6 (2x)	MR: Denver	4/22/11

#### BLOCKS:

Game:	12	at Houston	4/27/13
Half:	7	at L.A. Lakers	4/27/10
Quarter:	5 (2x)	MR: at Houston	4/27/13

#### TURNOVERS:

Game:	22	at Houston	4/29/13
Half:	13 (3x)	MR: Golden State	5/24/16
Low Game:	6	Memphis	4/19/14
Low Game:	6	at LA Clippers	5/9/14
Low Half:	1	Memphis	4/19/14

## OKLAHOMA CITY ERA INDIVIDUAL PLAYOFF RECORDS



### Thunder Records

#### POINTS:

Game:	51	Russell Westbrook at Houston	4/19/17
Half:	33	Russell Westbrook vs. Utah	4/25/18
Quarter:	20(3x)	MR: Russell Westbrook at Utah	4/27/18

#### REBOUNDS:

Game:	19	Kevin Durant vs. LA Lakers	4/22/10
Half:	12	Kevin Durant at LA Clippers	5/15/14
Quarter:	8	Kevin Durant at LA Clippers	5/15/14
Quarter:	8	Kevin Durant vs. Dallas	5/23/11

#### ASSISTS:

Game:	16	Russell Westbrook vs. Memphis	5/3/14
Half:	9	Russell Westbrook vs. Utah	4/18/18
Quarter:	7	Russell Westbrook at LA Clippers	5/15/14

#### STEALS:

Game:	7	Russell Westbrook at Golden State	5/16/16
Half:	6 (5x)	MR: Russell Westbrook at Golden State	5/16/16
Quarter:	4 (3x)	MR: Russell Westbrook vs. San Antonio	5/27/14

#### BLOCKS:

Game:	9	Serge Ibaka vs. Denver	4/27/11
Half:	5	Andre Roberson vs. Houston	4/23/17
Half:	5	Serge Ibaka vs. LA Lakers	5/16/12
Half:	5	Serge Ibaka vs. Denver	4/27/11
Quarter:	5	Serge Ibaka vs. Denver	4/27/11

#### FIELD GOALS MADE:

Game:	20	Russell Westbrook at Miami	6/19/12
Half:	12	Russell Westbrook vs. Utah	4/25/18
Quarter:	7 (5x)	MR: Russell Westbrook at Utah	4/27/18

#### FIELD GOALS ATTEMPTED:

Game:	43	Russell Westbrook at Houston	4/19/17
Half:	28 (2x)	MR: Russell Westbrook at Utah	4/27/18
Quarter:	18	Russell Westbrook at Houston	4/19/17

#### FREE THROWS MADE:

Game:	18	Kevin Durant at Dallas	5/17/11
Half:	14	Kevin Durant at Dallas	5/17/11
Quarter:	8	Kevin Durant at Dallas	5/17/11

#### FREE THROWS ATTEMPTED:

Game:	19	Kevin Durant at Dallas	5/17/11
Half:	15	Kevin Durant at Dallas	5/17/11
Quarter:	9	Kevin Durant vs. Memphis	5/15/13
Quarter:	9	Kevin Durant vs. Houston	5/1/13
Quarter:	9	Kevin Durant at Dallas	5/17/11
Quarter:	9	Russell Westbrook at Denver	4/23/11

### Opponent Records

#### POINTS:

Game:	50	Damian Lillard at Portland	4/23/19
Half:	34	Damian Lillard at Portland	4/23/19
Quarter:	25	Damian Lillard at Portland	4/23/19

#### REBOUNDS:

Game:	21	Marc Gasol at Memphis (3OT)	5/9/11
Half:	21	Zach Randolph at Memphis (OT)	5/7/11
Half:	14	Marc Gasol at Memphis	5/9/11
Quarter:	10	Marc Gasol at Memphis	5/9/11

#### ASSISTS:

Game:	16	Chris Paul at LA Clippers	5/9/14
Half:	10	Tony Parker vs. San Antonio	6/6/12
Quarter:	7	Zaza Pachulia vs. Dallas	4/25/16

#### STEALS:

Game:	7	Jason Kidd vs. Dallas	4/28/12
Half:	5 (3x)	MR: Patrick Beverley vs. Houston	4/23/17
Quarter:	5	Patrick Beverley vs. Houston	4/23/17

#### BLOCKS:

Game:	6	Marc Gasol at Memphis	5/13/13
Half:	4	Marc Gasol at Memphis	5/13/13
Half:	4	Tim Duncan vs. San Antonio	5/31/12
Quarter:	3 (4x)	MR: Maurice Harkless at Portland	4/14/19

#### FIELD GOALS MADE:

Game:	18	Kobe Bryant vs. LA Lakers	5/21/12
Half:	12	Damian Lillard at Portland	4/23/19
Half:	12	LaMarcus Aldridge at San Antonio	4/30/16
Quarter:	8 (2x)	MR: Damian Lillard at Portland	4/19/19

#### FIELD GOALS ATTEMPTED:

Game:	33	Damian Lillard at Portland	4/23/19
Half:	20	James Harden at Houston	4/16/17
Quarter:	11	(7x) MR: Damian Lillard at Portland	4/19/19

#### FREE THROWS MADE:

Game:	24	Dirk Nowitzki at Dallas	5/17/11
Half:	19	Dirk Nowitzki at Dallas	5/17/11
Quarter:	13	Dirk Nowitzki at Dallas	5/17/11

#### FREE THROWS ATTEMPTED:

Game:	24	Dirk Nowitzki at Dallas	5/17/11
Half:	19	Dirk Nowitzki at Dallas	5/17/11
Quarter:	16	Omer Asik vs. Houston	5/1/13



## ALL-TIME POSTSEASON LEADERS

### POINTS

1. Kevin Durant	2,620
2. Russell Westbrook	2,489
3. Gary Payton	1,668
4. Gus Williams	1,602
5. Shawn Kemp	1,386
6. Fred Brown	1,197
7. Jack Sikma	1,035
8. Serge Ibaka	971
9. Dennis Johnson	967
10. Detlef Schrempf	868

### REBOUNDS

1. Shawn Kemp	789
2. Kevin Durant	730
3. Russell Westbrook	686
4. Jack Sikma	677
5. Serge Ibaka	599
6. Gary Payton	412
7. Sam Perkins	375
8. Kendrick Perkins	364
9. Paul Silas	360
10. Nick Collison	348

### STEALS

1. Russell Westbrook	184
2. Gary Payton	156
3. Gus Williams	139
4. Nate McMillan	131
5. Kevin Durant	99
6. Shawn Kemp	93
7. Dennis Johnson	78
8. Hershey Hawkins	75
9. Fred Brown	74
10. Thabo Sefolosha	73

### GAMES PLAYED

T1. Nate McMillan	98
T1. Russell Westbrook	98
3. Gary Payton	94
T4. Nick Collison	91
T4. Kevin Durant	91
6. Serge Ibaka	89
7. Fred Brown	83
8. Shawn Kemp	74
9. Sam Perkins	71
T10. Thabo Sefolosha	69
T10. Jack Sikma	69
T10. Gus Williams	69

### SCORING AVG (MIN. 10 GMS)

1. Kevin Durant	28.8
T2. Ray Allen	26.45
T2. Paul George	26.45
4. Russell Westbrook	25.4
5. Gus Williams	23.2
6. Tom Chambers	21.6
7. Tom Burleson	20.7
8. Xavier McDaniel	20.0
9. Dale Ellis	18.8
10. Shawn Kemp	18.2

### ASSISTS

1. Russell Westbrook	778
2. Gary Payton	572
3. Nate McMillan	505
4. Gus Williams	365
5. Kevin Durant	340
6. John Johnson	266
7. Dennis Johnson	198
8. Fred Brown	193
9. Detlef Schrempf	169
10. Jack Sikma	165

### BLOCKED SHOTS

1. Serge Ibaka	222
2. Shawn Kemp	133
3. Kevin Durant	106
4. Dennis Johnson	59
5. Marvin Webster	58
6. Jack Sikma	57
7. Steven Adams	56
8. Sam Perkins	55
T9. Kendrick Perkins	49
T9. Derrick McKey	49

### MINUTES

1. Kevin Durant	3,816
2. Russell Westbrook	3,720
3. Gary Payton	3,627
4. Serge Ibaka	2,761
5. Shawn Kemp	2,678
6. Gus Williams	2,485
7. Jack Sikma	2,473
8. Nate McMillan	2,186
9. Sam Perkins	2,112
10. Dennis Johnson	2,100

### FIELD GOALS MADE

1. Kevin Durant	877
2. Russell Westbrook	861
3. Gary Payton	657
4. Gus Williams	648
5. Fred Brown	499
6. Shawn Kemp	471
7. Serge Ibaka	402
8. Jack Sikma	400
9. Dennis Johnson	357
10. Detlef Schrempf	303

### FIELD GOALS ATTEMPTED

1. Russell Westbrook	2,097
2. Kevin Durant	1,926
3. Gary Payton	1,447
4. Gus Williams	1,339
5. Fred Brown	1,082
6. Shawn Kemp	933
7. Jack Sikma	891
8. Dennis Johnson	840
9. Serge Ibaka	784
10. Sam Perkins	645

### FREE THROWS MADE

1. Kevin Durant	682
2. Russell Westbrook	627
3. Shawn Kemp	411
4. Gus Williams	301
5. Gary Payton	250
6. Dennis Johnson	248
7. Jack Sikma	235
8. Detlef Schrempf	211
9. James Harden	190
10. Fred Brown	186

### FREE THROWS ATTEMPTED

1. Kevin Durant	804
2. Russell Westbrook	745
3. Shawn Kemp	555
4. Gus Williams	411
5. Gary Payton	357
6. Dennis Johnson	330
7. Jack Sikma	290
8. Detlef Schrempf	264
9. Fred Brown	227
10. James Harden	225

### 3-POINT FIELD GOALS MADE

1. Kevin Durant	184
2. Russell Westbrook	140
3. Gary Payton	104
4. Sam Perkins	102
5. Hershey Hawkins	66
6. James Harden	61
7. Derek Fisher	54
8. Detlef Schrempf	51
9. Dale Ellis	42
10T. Serge Ibaka	41
10T. Serge Ibaka	41

### 3-POINT FIELD GOALS ATT.

1. Kevin Durant	559
2. Russell Westbrook	464
3. Gary Payton	291
4. Sam Perkins	271
5. James Harden	170
5. Hersey Hawkins	166
7. Thabo Sefolosha	149
8. Derek Fisher	140
9. Nate McMillan	128
10. Detlef Schrempf	124

## IN THE PLAYOFFS, THE LAST TIME THE THUNDER...



Scored 110+ points	at Portland, 4/23/19	L, 115-118
Scored 120+ points	Portland, 4/19/19	W, 120-108
Shot 50% or higher	at Portland, 4/23/19	.547 (47-86); L, 115-118
Shot 55% or higher	at Dallas, 4/21/16	.577 (45-78); W, 131-102
Shot 60% or higher	Memphis, 5/3/14	.609 (42-69); W, 120-109
Shot 80% from the free throw line	at Portland, 4/14/19	.870 (20-23); L, 99-104
Shot 90% from the free throw line	San Antonio, 5/6/16	.900 (18-20); L, 96-100
Made 10+ three-pointers	Portland, 4/21/19	15 3-PT FG; L, 98-111
Made 15+ three-pointers	Portland, 4/21/19	15 3-PT FG; L, 98-111
Shot 50% or higher from three-point range	Portland, 4/19/19	.517 (15-29); W, 120-108
Shot 60% or higher from three-point range	at L.A. Lakers, 5/10/98	.615 (8-13); L, 100-112
Grabbed 50+ rebounds	Golden State, 5/24/16	54 rebounds; W, 118-94
Grabbed 55+ rebounds	Dallas, 4/18/16	56 rebounds; W, 108-70
Grabbed 60+ rebounds	at Memphis, 5/9/12	62 rebounds; W, 133-123 (3OT)
Handed out 25+ assists	Portland, 4/19/19	27 assists; W, 120-108
Handed out 30+ assists	at Phoenix, 5/1/97	33 assists; W, 122-115 (OT)
Had 10+ steals	at Portland, 4/14/19	10 steals; L, 99-104
Had 15+ steals	Golden State, 5/24/16	16 steals; W, 118-94
Had 10+ blocks	Golden State, 5/28/16	10 blocks; L, 101-108
Had five starters score in double-figures	Golden State, 5/24/16	Adams, Durant, Ibaka, Roberson, Westbrook
Had six players score in double-figures	Golden State, 5/24/16	Adams, Durant, Ibaka, Roberson, Waiters, Westbrook
Had two players score 20+ points	at Portland, 4/23/19	George (36) and Westbrook (29)
Had three players score 20+ points	at Dallas, 4/21/16	Durant (34), Westbrook (26), Kanter (21)
Had four players score 20+ points	at Phoenix, 4/27/76	Seals (24), Watts (24), Brown (22), Burleson (22)
Had two players score 30+ points	Utah, 4/25/18	George (34) and Westbrook (45)
Had a player score 20+ points and 30+ points	at Portland, 4/23/19	George (36) and Westbrook (29))
Had a player score 30+ points and 40+ points	Utah, 4/25/18	Westbrook (45), George (34)
Had two players record a double-double	at Portland, 4/14/19	Westbrook (24 pts/10 rebs/10 asts), George (26 pts/10 rebs)
Had three players record a double-double	Golden State, 5/24/16	Westbrook (36 pts/11 ast/11 reb) Durant (26 pts, 11 reb) Roberson (17 pts/12 reb)
Had a reserve score 20+ points	at Dallas, 4/23/16	Kanter (28)
Had a reserve score 30+ points	at Memphis, 4/26/14	Jackson (32)
Had a player foul out	at Portland, 4/14/19	George
Had a player ejected	at Dallas, 4/23/16	Durant



## IN THE PLAYOFFS, THE LAST TIME THE THUNDER...

### IN THE PLAYOFFS, THE LAST TIME A THUNDER PLAYER...

Scored 30+ points	Paul George, at Portland, 4/23/19	36 points
Scored 40+ points	Russell Westbrook, at Utah, 4/27/18	46 points
Grabbed 15+ rebounds	Steven Adams, at Utah, 4/27/18	16 rebounds
Grabbed 20+ rebounds	Shawn Kemp, at Phoenix, 5/1/97	20 rebounds
Handed out 10+ assists	Russell Westbrook, at Portland, 4/23/19	14 assists
Handed out 15+ assists	Russell Westbrook, vs. San Antonio, 5/8/16	15 assists
Had a 20/20 game	Shawn Kemp, at Phoenix, 5/1/97	24 pts/20 rebs

### IN THE PLAYOFFS, THE LAST TIME A THUNDER OPPONENT PLAYER...

Scored 30+ points	Damian Lillard, at Portland, 4/23/19	50 points
Scored 40+ points	Damian Lillard, at Portland, 4/23/19	50 points
Scored 50+ points	Damian Lillard, at Portland, 4/23/19	50 points
Grabbed 15+ rebounds	Enes Kanter, at Portland, 4/14/19	18 rebounds
Grabbed 20+ rebounds	Marc Gasol, at Memphis, 5/9/11	21 rebounds
Handed out 10+ assists	Ricky Rubio, at Utah, 4/21/18	10 assists
Handed out 15+ assists	Chris Paul, at LA Clippers, 5/9/14	16 assists
Had a 20/20 game	Marc Gasol, at Memphis, 5/9/11	26 pts/21 rebs



## THUNDER OPPONENTS



## ATLANTA HAWKS

**CENTENNIAL TOWER**  
101 Marietta Street, Suite 1900  
Atlanta, GA 30303 • 404-878-3800

**Lloyd Pierce**  
Head Coach



### DIRECTORY

**Principal Owner & Chair of Board of Directors/NBA Governor:** Tony Ressler  
**Vice Chair of Board of Directors:** Grant Hill  
**Alternate NBA Governor:** Steven Price  
**General Manager/Head of Basketball Operations:** Travis Schlenk  
**Head Coach:** Lloyd Pierce  
**Assistant Coaches:** Melvin Hunt, Chris Jent, Greg Foster, Marlon Garnett, Matt Hill  
**Head Athletic Trainer:** Scottie Parker  
**Senior Vice President of Public Relations:** Garin Narain  
**Senior Director of Media Relations:** Jon Steinberg  
**Manager of Media Relations:** Jelani Downing

### GENERAL INFORMATION

**Home Court:** State Farm Arena (16,888)  
**Radio:** 92.9 The Game  
**Steve Holman, Mike Conti** (pregame, halftime, postgame)  
**Television:** FOX Sports Southeast  
**Bob Rathbun, Dominique Wilkens, Andre Aldridge**  
**Team Colors:** Torch Red, Georgia Granite Gray, Volt Green

### LARGEST WINNING MARGIN

OKC: 24 4/3/93 at Seattle 129-105  
Atlanta: 38 3/15/72 at Atlanta 96-134

### CURRENT STREAKS VS. HAWKS

SITE	LAST WIN	SCORE	LAST LOSS	SCORE	STREAK
At Home	11/30/18	124-109	12/19/16	108-110	Won 2
At Atlanta	3/13/18	119-107	1/15/19	126-142	Lost 1
Overall	3/13/18	119-107	1/15/19	126-142	Lost 1

### ALL-TIME OKLAHOMA CITY VS. ATLANTA

DATE	VS	ATL	SCORE	DATE	@	ATL	SCORE
11/9/08	vs	ATL	L 85-89	12/10/13	@	ATL	W 101-92
12/23/08	@	ATL	L 88-99	1/27/14	vs	ATL	W 111-109
2008-09	Overall 0-2	Home 0-1	Road 0-1	2013-14	Overall 2-0	Home 1-0	Road 1-0
1/18/10	@	ATL	W 94-91	1/23/15	@	ATL	L 93-103
2/2/10	vs	ATL	W 106-99	3/20/15	vs	ATL	W 123-115
2009-10	Overall 2-0	Home 1-0	Road 1-0	2014-15	Overall 1-1	Home 1-0	Road 0-1
12/31/10	vs	ATL	W 103-94	11/30/15	@	ATL	L 100-106
3/4/11	@	ATL	W 111-104	12/10/15	vs	ATL	W 107-94
2010-11	Overall 2-0	Home 1-0	Road 1-0	2015-16	Overall 1-1	Home 1-0	Road 0-1
3/3/12	@	ATL	L 90-97	12/5/16	@	ATL	W 102-99
2011-12	Overall 0-1	Home 0-0	Road 0-1	12/19/16	vs	ATL	L 108-110
11/4/12	vs	ATL	L 95-104	2016-17	Overall 1-1	Home 0-1	Road 1-0
12/19/12	@	ATL	W 100-92	12/22/17	vs	ATL	W 120-117
2012-13	Overall 1-1	Home 1-0	Road 0-1	3/13/18	@	ATL	W 119-107
				2017-18	Overall 2-0	Home 1-0	Road 1-0
				11/30/18	vs	ATL	W 124-109
				1/15/19	@	ATL	L 126-142
				2018-19	Overall 1-1	Home 1-0	Road 0-1

### 2019-20 VS. HAWKS (All Times Central)

DATE	DAY	AT	SCORE	TIME
1/24/20	Friday	at OKC		7:00 p.m.
3/18/20	Wednesday	at Atlanta		6:30 p.m.

### 2018-19 VS. HAWKS

DATE	SITE	W/L	SCORE
11/30/18	OKC	W	124-109
1/15/19	Atlanta	L	126-142

### THUNDER VS. HAWKS ALL-TIME

YEAR	TOTAL	YEAR	TOTAL
1967-68	0-8	1995-96	2-0
1968-69	2-4	1996-97	1-1
1969-70	2-5	1997-98	1-1
1970-71	2-3	1998-99	Did Not Play
1971-72	4-1	1999-00	1-1
1972-73	1-3	2000-01	1-1
1973-74	0-4	2001-02	2-0
1974-75	1-3	2002-03	1-1
1975-76	3-1	2003-04	1-1
1976-77	2-1	2004-05	2-0
1977-78	1-2	2005-06	2-0
1978-79	3-1	2006-07	2-0
1979-80	2-0	2007-08	1-1
1980-81	1-1	2008-09	1-1
1981-82	1-1	2009-10	2-0
1982-83	1-1	2010-11	2-0
1983-84	1-1	2011-12	0-1
1984-85	1-1	2012-13	1-1
1985-86	1-1	2013-14	2-0
1986-87	0-2	2014-15	1-1
1987-88	0-2	2015-16	1-1
1988-89	1-1	2016-17	1-1
1989-90	1-1	2017-18	2-0
1990-91	1-1	2018-19	1-1
1991-92	1-1	<b>Totals</b>	<b>67-67</b>
1992-93	1-1	vs. St. Louis	0-8
1993-94	1-1	vs. Atlanta	65-57
1994-95	2-0		



# BOSTON CELTICS

THE RED AUERBACH CENTER  
226 Causeway Street, 4th Floor  
Boston, MA 02114 • 617-854-8000

Brad Stevens  
Head Coach



## DIRECTORY

Managing Partner, Governor & Chief Executive Officer:  
Wyc Grousbeck

President of Basketball Operations: Danny Ainge

Head Coach: Brad Stevens

Assistant Coaches: Jamie Young, Jay Larranaga,  
Jerome Allen, Micah Shrewsberry, Scott Morrison

Director of Performance: Art Horne

Vice President of Media Services/Alumni Relations:

Jeff Twiss

Sr. Vice President of Communications: Christian Megliola

## 2019-20 VS. CELTICS (ALL TIMES CENTRAL)

2/9/20	Sunday	at OKC	2:30 p.m.
3/8/20	Sunday	at Boston	5:00 p.m.

## 2018-19 VS. CELTICS

Date	Site	W/L	Score
10/25/18	OKC	L	95-101
2/3/19	Boston	L	129-134

## THUNDER VS. CELTICS ALL-TIME

YEAR	TOTAL	YEAR	TOTAL
1967-68	1-6	1994-95	1-1
1968-69	3-3	1995-96	2-0
1969-70	1-5	1996-97	2-0
1970-71	2-3	1997-98	1-1
1971-72	3-2	1998-99	Did Not Play
1972-73	0-4	1999-00	1-1
1973-74	2-2	2000-01	0-2
1974-75	2-2	2001-02	1-1
1975-76	2-2	2002-03	0-2
1976-77	2-2	2003-04	1-1
1977-78	4-0	2004-05	0-2
1978-79	2-2	2005-06	2-0
1979-80	2-0	2006-07	1-1
1980-81	1-1	2007-08	0-2
1981-82	2-0	2008-09	0-2
1982-83	1-1	2009-10	1-1
1983-84	0-2	2010-11	1-1
1984-85	1-1	2011-12	2-0
1985-86	0-2	2012-13	1-1
1986-87	0-2	2013-14	2-0
1987-88	1-1	2014-15	2-0
1988-89	2-0	2015-16	1-1
1989-90	0-2	2016-17	2-0
1990-91	0-2	2017-18	0-2
1991-92	0-2	2018-19	0-2
1992-93	2-0	Totals	62-73
1993-94	2-0		

## GENERAL INFORMATION

Home Court: TD Garden (18,624)

Radio: 98.5 The Sports Hub

Sean Grande, Cedric Maxwell

Television: NBC Sports Boston

Mike Gorman, Tom Heinsohn, Abby Chin, Brian Scalabrine

Team Colors: Green, Gold, Black, Brown and White

## LARGEST WINNING MARGIN

OKC:	39	12/29/95	at Seattle	124-85
Boston:	47	11/20/68	at Seattle	92-139

## CURRENT STREAKS VS. CELTICS

SITE	LAST WIN	SCORE	LAST LOSS	SCORE	STREAK
At Home	12/11/16	99-96	10/25/18	95-101	Lost 2
At Boston	12/23/16	117-112	2/3/19	129-134	Lost 2
Overall	12/23/16	117-112	2/3/19	129-134	Lost 4

## ALL-TIME OKLAHOMA CITY VS. BOSTON

11/5/08	OKC	vs	BOS	L 83-96	11/12/14	OKC	@	BOS	W 109-94
3/29/09	OKC	@	BOS	L 84-103	3/18/15	OKC	vs	BOS	W 122-118
2008-09	Overall 0-2	Home 0-1	Road 0-1		2014-15	Overall 2-0	Home 1-0	Road 1-0	
12/4/09	OKC	@	BOS	L 87-105	11/15/15	OKC	vs	BOS	L 85-100
3/31/10	OKC	vs	BOS	W 109-104	3/16/16	OKC	@	BOS	W 130-109
2009-10	Overall 1-1	Home 0-1	Road 1-0		2015-16	Overall 1-1	Home 0-1	Road 1-0	
11/7/10	OKC	@	BOS	L 83-92	12/11/16	OKC	vs	BOS	W 99-96
11/19/10	OKC	vs	BOS	W 89-84	12/23/17	OKC	@	BOS	W 117-112
2010-11	Overall 1-1	Home 0-1	Road 1-0		2016-17	Overall 2-0	Home 1-0	Road 1-0	
1/16/12	OKC	@	BOS	W 97-88	11/3/17	OKC	vs	BOS	L 94-101
2/22/12	OKC	vs	BOS	W 119-104	3/20/18	OKC	@	BOS	L 99-100
2011-12	Overall 2-0	Home 1-0	Road 1-0		2017-18	Overall 0-2	Home 0-1	Road 0-1	
11/23/12	OKC	@	BOS	L 100-108	10/25/18	OKC	vs	BOS	L 95-101
3/10/13	OKC	vs	BOS	W 91-79	2/3/19	OKC	@	BOS	L 129-134
2012-13	Overall 1-1	Home 1-0	Road 0-1		2018-19	Overall 0-2	Home 0-1	Road 0-1	
1/5/14	OKC	@	BOS	W 119-96					
1/24/14	OKC	vs	BOS	W 101-83					
2013-14	Overall 2-0	Home 1-0	Road 1-0						



# BROOKLYN NETS

HSS TRAINING CENTER  
168 39th Street, 8th Floor  
Brooklyn, NY 11232 • (718) 215-2299

Kenny Atkinson  
Head Coach



## DIRECTORY

Governor: Joseph Tsai

General Manager: Sean Marks

Head Coach: Kenny Atkinson

Assistant Coaches: Jacque Vaughn, Bret Brielmaier, Adam Harrington, Jordan Ott, Travon Bryant

Head Athletic Trainer/Physical Therapist: Sebastien Poirier

Senior Director, Public Relations: Aaron Harris

Senior Manager, Public Relations: Eli Pearlstein

Senior Manager, Public Relations: Mitch Heckart

Coordinator, Public Relations: Megan Walsh

## 2019-20 VS. NETS (ALL TIMES CENTRAL)

1/7/20	Tuesday	at Brooklyn	6:30 p.m.
4/7/20	Tuesday	at OKC	7:00 p.m.

## 2018-19 VS. NETS

Date	Site	W/L	Score
12/5/18	Brooklyn	W	114-112
3/13/19	OKC	W	108-96

## THUNDER VS. NETS ALL-TIME

YEAR	TOTAL	YEAR	TOTAL
1976-77	3-1	1998-99	0-1
1977-78	2-2	1999-00	2-0
1978-79	4-0	2000-01	1-1
1979-80	1-1	2001-02	1-1
1980-81	1-1	2002-03	1-1
1981-82	2-0	2003-04	0-2
1982-83	0-2	2004-05	2-0
1983-84	1-1	2005-06	1-1
1984-85	0-2	2006-07	2-0
1985-86	2-0	2007-08	0-2
1986-87	2-0	2008-09	1-1
1987-88	2-0	2009-10	2-0
1988-89	0-2	2010-11	2-0
1989-90	2-0	2011-12	1-0
1990-91	1-1	2012-13	1-1
1991-92	2-0	2013-14	1-1
1992-93	1-1	2014-15	0-2
1993-94	1-1	2015-16	1-1
1994-95	1-1	2016-17	2-0
1995-96	2-0	2017-18	1-1
1996-97	1-1	2018-19	2-0
1997-98	2-0	Totals	57-33

## GENERAL INFORMATION

Home Court: Barclays Center (17,732)

Radio: WFAN (660 AM/101.9 FM)

Chris Carrino, Tim Capstraw

Television: YES Network

Ian Eagle, Ryan Ruocco, Sarah Kustok, Richard Jefferson,

Michael Grady

Team Colors: Black, White

## LARGEST WINNING MARGIN

OKC:	30	11/21/89	at Seattle	114-84
Brooklyn:	35	11/11/00	at New Jersey	91-126

## CURRENT STREAKS VS. NETS

SITE	LAST WIN	SCORE	LAST LOSS	SCORE	STREAK
At Home	1/23/18	109-108	11/21/14	92-94	Won 3
At Brooklyn	3/14/17	122-104	12/7/17	95-100	Lost 1
Overall	1/23/18	109-108	12/7/17	95-100	Won 1

## ALL-TIME OKLAHOMA CITY VS. BROOKLYN

1/12/09	OKC	@	NJN	L 99-103 (OT)	11/3/14	OKC	@	BKN	L 85-116
1/26/09	OKC	vs	NJN	W 94-85	11/21/14	OKC	vs	BKN	L 92-94
2008-09	Overall 1-1	Home 1-0	Road 0-1		2014-15	Overall 0-2	Home 0-1	Road 0-1	
12/28/09	OKC	@	NJN	W 105-89	11/25/15	OKC	vs	BKN	W 110-99
3/12/10	OKC	vs	NJN	W 104-102	1/24/16	OKC	@	BKN	L 106-116
2009-10	Overall 2-0	Home 1-0	Road 1-0		2015-16	Overall 1-1	Home 1-0	Road 0-1	
12/1/10	OKC	@	NJN	W 123-120 (3OT)	11/18/16	OKC	vs	BKN	W 124-105
12/29/10	OKC	vs	NJN	W 114-93	3/14/17	OKC	@	BKN	W 122-104
2010-11	Overall 2-0	Home 1-0	Road 1-0		2016-17	Overall 2-0	Home 1-0	Road 1-0	
1/21/12	OKC	@	NJN	W 84-74	12/5/17	OKC	@	BKN	L 95-100
2011-12	Overall 1-0	Home 0-0	Road 1-0		1/23/18	OKC	vs	BKN	W 109-108
12/4/12	OKC	@	BRK	W 117-111	2017-18	Overall 1-1	Home 1-0	Road 0-1	
1/2/13	OKC	vs	BKN	L 93-110	12/5/18	OKC	@	BKN	W 114-112
2012-13	Overall 1-1	Home 0-1	Road 1-0		3/13/19	OKC	vs	BKN	W 108-96
1/2/14	OKC	vs	BKN	L 93-95	2018-19	Overall 2-0	Home 1-0	Road 1-0	
1/31/14	OKC	@	BKN	W 120-95					
2013-14	Overall 1-1	Home 0-1	Road 1-0						



# CHARLOTTE HORNETS

**SPECTRUM CENTER**  
333 East Trade Street  
Charlotte, NC 28202 • (704) 688-8600

**James Borrego**  
Head Coach



## DIRECTORY

**Chairman:** Michael Jordan  
**President of Basketball Operations & GM:** Mitch Kupchak  
**Head Coach:** James Borrego  
**Assistant Coaches:** Jay Triano, Chad Iske, Ronald Nored, Jay Hernandez, Dutch Gaitley, Nate Mitchell  
**Director of Health Care & Sports Performance:** Joe Sharpe  
**Vice President of Communications:** Mike Cristaldi  
**Director, Communications:** Josh Rosen  
**Sr. Manager of Basketball Communications:** Brian Travis  
**Communications Coordinator:** Natalie Breneman

## 2019-20 VS. HORNETS (ALL TIMES CENTRAL)

12/27/19	Friday	at Charlotte	6:00 p.m.
3/26/20	Thursday	at OKC	7:00 p.m.

## 2018-19 VS. HORNETS

Date	Site	W/L	Score
11/1/18	Charlotte	W	111-107
11/23/18	OKC	W	109-104

## THUNDER VS. HORNETS ALL-TIME

YEAR	TOTAL
2004-05	2-0
2005-06	1-1
2006-07	2-0
2007-08	0-2
2008-09	1-1
2009-10	1-1
2010-11	2-0
2011-12	1-0
2012-13	2-0
2013-14	2-0
2014-15	2-0
2015-16	2-0
2016-17	0-2
2017-18	1-1
2018-19	2-0
<b>Totals</b>	<b>21-8</b>

## GENERAL INFORMATION

**Home Court:** Spectrum Center (19,278)  
**Radio:** WFNZ  
John Focke, Matt Carroll  
**Television:** FOX Sports Southeast  
Eric Collins, Dell Curry, Ashley ShahAhmadi  
**Team Colors:** Teal, dark purple, gray

## LARGEST WINNING MARGIN

OKC:	27	3/10/12	at OKC	122-95
Charlotte:	13 (2x)	12/11/17	vs Charlotte	103-116

## CURRENT STREAKS VS. HORNETS

SITE	LAST WIN	SCORE	LAST LOSS	SCORE	STREAK
At Home	11/23/18	109-104	12/11/17	103-116	Won 1
At Charlotte	11/1/18	111-107	1/4/17	112-123	Won 2
Overall	11/23/18	109-104	12/11/17	103-116	Won 3

## ALL-TIME OKLAHOMA CITY VS. CHARLOTTE

12/3/08	OKC	@	CHA	L 97-103	12/26/14	OKC	vs	CHA	W 98-75
4/10/09	OKC	vs	CHA	W 84-81	2/21/15	OKC	@	CHA	W 110-103
2008-09 Overall 1-1 Home 1-0 Road 0-1					2014-15 Overall 2-0 Home 1-0 Road 1-0				
12/26/09	OKC	vs	CHA	W 98-91	1/2/16	OKC	@	CHA	W 109-90
3/17/10	OKC	@	CHA	L 92-100	1/20/16	OKC	vs	CHA	W 109-95
2009-10 Overall 1-1 Home 1-0 Road 0-1					2015-16 Overall 2-0 Home 1-0 Road 1-0				
12/21/10	OKC	@	CHA	W 99-81	1/4/17	OKC	vs	CHA	L 112-123
3/18/11	OKC	vs	CHA	W 99-82	4/2/17	OKC	@	CHA	L 101-113
2010-11 Overall 2-0 Home 1-0 Road 1-0					2016-17 Overall 0-2 Home 0-1 Road 0-1				
3/10/12	OKC	vs	CHA	W 122-95	12/11/17	OKC	vs	CHA	L 103-116
2011-12 Overall 1-0 Home 1-0 Road 0-0					1/13/18	OKC	@	CHA	W 101-91
11/26/12	OKC	vs	CHA	W 114-69	2017-18 Overall 1-1 Home 0-1 Road 1-0				
3/8/13	OKC	@	CHA	W 116-94	11/1/18	OKC	@	CHA	W 111-107
2012-13 Overall 2-0 Home 1-0 Road 1-0					11/23/18	OKC	vs	CHA	W 109-104
12/27/13	OKC	@	CHA	W 89-85	2018-19 Overall 2-0 Home 1-0 Road 1-0				
3/2/14	OKC	vs	CHA	W 116-99					
2013-14 Overall 2-0 Home 1-0 Road 1-0									



# CHICAGO BULLS

**UNITED CENTER**  
1901 West Madison Street  
Chicago, IL 60612 • 312-455-4000

**Jim Boylen**  
Head Coach



## DIRECTORY

**Chairman/Alternate NBA Governor:** Jerry Reinsdorf  
**President & CEO/NBA Governor:** Michael Reinsdorf  
**Executive VP of Basketball Operations:** John Paxson  
**General Manager:** Gar Forman  
**Head Coach:** Jim Boylen  
**Assistant Coaches:** Dean Cooper, Pete Myers, Nate Loenser, Shawn Respert  
**Associate Coach/Director of Team Operations:** Karen Stack Umlauf  
**Head Athletic Trainer:** Jeff Tanaka  
**Senior Director of Public and Media Relations:** Tim Hallam  
**Director of Public and Media Relations:** Matt Yob  
**Senior Manager of Public & Media Relations:** Beth Grady  
**Manager of Public & Media Relations:** Kristen Deahl

## 2019-20 VS. BULLS (ALL TIMES CENTRAL)

12/16/19	Monday	at OKC	7:00 p.m.
2/25/20	Tuesday	at Chicago	7:00 p.m.

## 2018-19 VS. BULLS

Date	Site	W/L	Score
12/7/18	at Chicago	L	112-114
12/17/18	at OKC	W	121-96

## THUNDER VS. BULLS ALL-TIME

YEAR	TOTAL	YEAR	TOTAL
1967-68	5-3	1995-96	1-1
1968-69	3-4	1996-97	0-2
1969-70	3-4	1997-98	1-1
1970-71	2-4	1998-99	1-0
1974-75	0-4	1999-00	1-1
1975-76	3-2	2000-01	2-0
1976-77	2-2	2001-02	1-1
1977-78	2-2	2002-03	2-0
1978-79	4-0	2003-04	2-0
1979-80	4-2	2004-05	1-1
1980-81	1-1	2005-06	2-0
1981-82	1-1	2006-07	0-2
1982-83	2-0	2007-08	0-2
1983-84	2-0	2008-09	1-1
1984-85	0-2	2009-10	1-1
1985-86	1-1	2010-11	1-1
1986-87	0-2	2011-12	1-0
1987-88	1-1	2012-13	2-0
1988-89	0-2	2013-14	2-0
1989-90	1-1	2014-15	1-1
1990-91	0-2	2015-16	0-2
1991-92	0-2	2016-17	1-1
1992-93	0-2	2017-18	2-0
1993-94	1-1	2018-19	1-1
1994-95	2-0	<b>Totals</b>	<b>73-74</b>

## GENERAL INFORMATION

**Home Court:** United Center (20,917)  
**Radio:** WSCR-AM 670  
Chuck Swirsky, Bill Wennington  
**Spanish Radio:** WRTO (1200 AM)  
Omar Ramos, Hector Lozano  
**Television:** WGN (Ch. 9), NBC Sports Chicago  
Neil Funk, Stacey King  
**Team Colors:** Red, Black

## LARGEST WINNING MARGIN

OKC:	36	2/28/70	at Seattle	140-104
Chicago:	33	1/11/69	at Chicago	86-119

## CURRENT STREAKS VS. BULLS

SITE	LAST WIN	SCORE	LAST LOSS	SCORE	STREAK
At Home	12/17/18	121-96	2/1/17	100-128	Won 1
At Chicago	1/9/17	109-94	12/7/18	112-114	Lost 1
Overall	12/17/18	121-96	12/7/18	112-114	Won 1

## ALL-TIME OKLAHOMA CITY VS. CHICAGO

1/10/09	OKC	@	CHI	W 109-98 (OT)	3/5/15	OKC	@	CHI	L 105-108
3/18/09	OKC	vs	CHI	L 96-103	3/15/15	OKC	vs	CHI	W 109-100
2008-09 Overall 1-1 Home 0-1 Road 1-0					2014-15 Overall 1-1 Home 1-0 Road 0-1				
1/4/10	OKC	@	CHI	W 98-85	11/5/15	OKC	@	CHI	L 98-104
1/27/10	OKC	vs	CHI	L 86-96	12/25/15	OKC	vs	CHI	L 96-105
2009-10 Overall 1-1 Home 1-0 Road 1-0					2015-16 Overall 0-2 Home 0-1 Road 0-1				
10/27/10	OKC	vs	CHI	W 106-95	1/9/17	OKC	@	CHI	W 109-94
12/6/10	OKC	@	CHI	L 90-99	2/1/17	OKC	vs	CHI	L 100-128
2010-11 Overall 1-1 Home 1-0 Road 0-1					2016-17 Overall 1-1 Home 0-1 Road 1-0				
4/1/12	OKC	vs	CHI	W 92-78	10/28/17	OKC	@	CHI	W 101-69
2011-12 Overall 1-0 Home 1-0 Road 0-0					11/15/17	OKC	vs	CHI	W 92-79
11/8/12	OKC	@	CHI	W 97-91	2017-18 Overall 2-0 Home 1-0 Road 1-0				
2/24/13	OKC	vs	CHI	W 102-72	12/7/18	OKC	@	CHI	L 112-114
2012-13 Overall 2-0 Home 1-0 Road 1-0					12/17/18	OKC	vs	CHI	W 121-96
12/19/13	OKC	vs	CHI	W 107-95	2018-19 Overall 1-1 Home 1-0 Road 0-1				
3/17/14	OKC	@	CHI	W 97-85					
2013-14 Overall 2-0 Home 1-0 Road 1-0									



# CLEVELAND CAVALIERS

**CLEVELAND CLINIC COURTS**  
6101 Brecksville Road  
Independence, OH 44131 • 216-420-2000

**John Beilein**  
Head Coach



## DIRECTORY

**Chairman:** Dan Gilbert  
**General Manager:** Kobe Altman  
**Head Coach:** John Beilein  
**Associate Head Coach:** J.B. Bickerstaff  
**Assistant Coaches:** Antonio Lang, Dan Geriot, Lindsay Gottlieb  
**Head Athletic Trainer:** Steve Spiro  
**EVP & Chief Communications Officer:** Tad Carper  
**Director of Basketball Communications:** B.J. Evans  
**Basketball Communications Senior Manager:** Jeff Schaefer  
**Basketball Communications Manager:** Cherome Owens  
**Basketball Communications Coordinator:** Alyssa Dombrowski

## GENERAL INFORMATION

**Home Court:** Quicken Loans Arena (19,432)  
**Radio:** WTAM (1100 AM)  
Tim Alcorn, Jim Chones, Mike Snyder  
**Spanish Radio:** LA MEGA (87.7 FM)  
Rafael Hernández Brito  
**Television:** FOX Sports Ohio  
John Michael, Austin Carr, Angel Gray  
**Team Colors:** Wine, Gold, Navy Blue, Black

## LARGEST WINNING MARGIN

OKC:	35	11/3/80	at Seattle	118-83
Cleveland:	35	11/26/08	at Cleveland	82-117

## CURRENT STREAKS VS. CAVALIERS

SITE	LAST WIN	SCORE	LAST LOSS	SCORE	STREAK
At Home	11/28/18	100-83	2/13/18	112-120	Won 1
At Cleveland	11/7/18	95-86	1/29/17	91-107	Won 2
Overall	11/28/18	100-83	2/13/18	112-120	Won 2

## ALL-TIME OKLAHOMA CITY VS. CLEVELAND

11/26/08	OKC	@	CLE	L 82-117
12/21/08	OKC	vs	CLE	L 91-102
2008-09 Overall 0-2 Home 0-1 Road 0-1				
12/13/09	OKC	vs	CLE	L 89-102
1/23/10	OKC	@	CLE	L 99-100
2009-10 Overall 0-2 Home 0-1 Road 0-1				
12/12/10	OKC	vs	CLE	W 106-77
3/13/11	OKC	@	CLE	W 95-75
2010-11 Overall 2-0 Home 1-0 Road 1-0				
3/9/12	OKC	vs	CLE	L 90-96
2011-12 Overall 0-1 Home 0-1 Road 0-0				
11/11/12	OKC	vs	CLE	W 106-91
2/2/13	OKC	@	CLE	L 110-115
2012-13 Overall 1-1 Home 1-0 Road 0-1				
2/26/14	OKC	vs	CLE	L 104-114
3/20/14	OKC	@	CLE	W 102-95
2013-14 Overall 1-1 Home 1-0 Road 0-1				

## 2019-20 VS. CAVALIERS (ALL TIMES CENTRAL)

1/4/20	Saturday	at Cleveland	6:30 p.m.
2/5/20	Wednesday	at OKC	7:00 p.m.

## 2018-19 VS. CAVALIERS

Date	Site	W/L	Score
11/7/18	at Cleveland	W	95-86
11/28/18	at OKC	W	100-83

## THUNDER VS. CAVALIERS ALL-TIME

YEAR	TOTAL	YEAR	TOTAL
1970-71	4-0	1995-96	2-0
1971-72	4-0	1996-97	2-0
1972-73	1-3	1997-98	2-0
1973-74	2-2	1998-99	Did Not Play
1974-75	2-2	1999-00	2-0
1975-76	1-3	2000-01	2-0
1976-77	1-3	2001-02	2-0
1977-78	1-3	2002-03	1-1
1978-79	2-2	2003-04	0-2
1979-80	2-0	2004-05	2-0
1980-81	2-0	2005-06	1-1
1981-82	2-0	2006-07	1-1
1982-83	1-1	2007-08	1-1
1983-84	1-1	2008-09	0-2
1984-85	1-1	2009-10	0-2
1985-86	1-1	2010-11	2-0
1986-87	1-1	2011-12	0-1
1988-89	1-1	2012-13	1-1
1989-90	1-1	2013-14	1-1
1990-91	1-1	2014-15	1-1
1991-92	1-1	2015-16	0-2
1992-93	1-1	2016-17	1-1
1993-94	1-1	2017-18	1-1
1994-95	2-0	2018-19	2-0
<b>Totals</b>		<b>65-48</b>	



# DALLAS MAVERICKS

**AMERICAN AIRLINES CENTER**  
2500 Victory Avenue  
Dallas, TX 75219 • 214-665-4660

**Rick Carlisle**  
Head Coach



## DIRECTORY

**Owner:** Mark Cuban  
**President of Basketball Operations/GM:** Donnie Nelson  
**Head Coach:** Rick Carlisle  
**Assistant Coaches:** Stephen Silas, Jamahl Mosley, Darrell Armstrong, Mike Weiner  
**Head Athletic Trainer:** Casey Smith  
**Vice President of Basketball Communications:** Sarah Melton  
**Director of Basketball Communications:** Scott Tomlin  
**Manager of Basketball Communications:** Alan Rakowski

## 2019-20 VS. MAVERICKS (ALL TIMES CENTRAL)

12/31/19	Tuesday	at Oklahoma City	7:00 p.m.
1/27/20	Monday	at Oklahoma City	7:00 p.m.
4/15/20	Wednesday	at Dallas	6:30 p.m.

## 2018-19 VS. MAVERICKS

Date	Site	W/L	Score
11/10/18	Dallas	L	96-111
12/30/18	Dallas	L	103-105
12/31/18	OKC	W	122-102
3/31/19	OKC	L	103-106

## THUNDER VS. MAVERICKS ALL-TIME

YEAR	TOTAL	YEAR	TOTAL
1980-81	4-1	2000-01	1-3
1981-82	4-1	2001-02	1-3
1982-83	3-2	2002-03	2-2
1983-84	4-1	2003-04	1-3
1984-85	0-5	2004-05	1-3
1985-86	2-3	2005-06	0-3
1986-87	0-5	2006-07	0-4
1987-88	2-3	2007-08	1-3
1988-89	2-2	2008-09	1-2
1989-90	2-2	2009-10	2-2
1990-91	2-2	2010-11	1-2
1991-92	4-0	2011-12	3-1
1992-93	3-1	2012-13	4-0
1993-94	4-0	2013-14	1-2
1994-95	4-0	2014-15	1-3
1995-96	2-2	2015-16	4-0
1996-97	3-1	2016-17	2-1
1997-98	2-2	2017-18	2-2
1998-99	3-0	2018-19	1-3
1999-00	3-1	<b>Totals</b>	<b>82-76</b>

## GENERAL INFORMATION

**Home Court:** American Airlines Center (19,200)  
**Radio:** ESPN Radio (103.3 FM)  
Chuck Cooperstein, Brad Davis  
**Spanish Radio:** KFLC (Univision 1270 AM)  
Victor Villalba  
**Television:** FOX Sports Southwest  
Mark Followill, Derek Harper, Jeff Wade  
**Team Colors:** Royal blue, navy blue, silver, black

## LARGEST WINNING MARGIN

OKC:	47	11/25/89	at Dallas	117-70
Dallas:	44	4/11/85	at Seattle	80-124

## CURRENT STREAKS VS. MAVERICKS

SITE	LAST WIN	SCORE	LAST LOSS	SCORE	STREAK
At Home	12/31/18	122-102	3/31/19	103-106	Lost 1
At Dallas	2/28/18	111-110 (OT)	12/30/18	103-105	Lost 2
Overall	12/31/18	122-102	3/31/19	103-106	Lost 1

## ALL-TIME OKLAHOMA CITY VS. DALLAS

12/13/08	OKC	@	DAL	L 99-103
2/27/09	OKC	@	DAL	L 108-110 (OT)
3/2/09	OKC	vs	DAL	W 96-87
2008-09 Overall 1-2 Home 1-0 Road 0-2				
12/16/09	OKC	vs	DAL	L 86-100
1/15/10	OKC	@	DAL	L 98-99
2/16/10	OKC	vs	DAL	W 99-86
4/3/10	OKC	@	DAL	W 121-116
2009-10 Overall 2-2 Home 1-1 Road 1-1				
11/24/10	OKC	vs	DAL	L 103-111
12/27/10	OKC	vs	DAL	L 93-103
1/6/11	OKC	@	DAL	W 99-95
2010-11 Overall 1-2 Home 0-2 Road 1-0				
12/29/11	OKC	vs	DAL	W 104-102
1/2/12	OKC	@	DAL	L 87-100
2/1/12	OKC	@	DAL	W 95-86
3/5/12	OKC	vs	DAL	W 95-91
2011-12 Overall 3-1 Home 2-0 Road 1-1				
12/27/12	OKC	vs	DAL	W 111-105 (OT)
1/18/13	OKC	@	DAL	W 117-114 (OT)
2/4/13	OKC	vs	DAL	W 112-91
3/17/13	OKC	@	DAL	W 107-101
2012-13 Overall 4-0 Home 2-0 Road 2-0				
11/6/13	OKC	vs	DAL	W 107-93
3/16/14	OKC	vs	DAL	L 86-109
3/25/14	OKC	@	DAL	L 119-128 (OT)
2013-14 Overall 1-2 Home 1-1 Road 0-1				

12/28/14	OKC	@	DAL	L 107-112
2/19/15	OKC	vs	DAL	W 104-89
3/16/15	OKC	@	DAL	L 115-119
4/1/15	OKC	vs	DAL	L 131-135
2014-15 Overall 1-3 Home 1-1 Road 0-2				
11/22/15	OKC	vs	DAL	W 117-114
1/13/16	OKC	vs	DAL	W 108-89
1/22/16	OKC	@	DAL	W 109-106
2/24/16	OKC	@	DAL	W 116-103
2015-16 Overall 4-0 Home 2-0 Road 2-0				
11/22/15	OKC	vs	DAL	W 117-114
1/13/16	OKC	vs	DAL	W 108-89
1/22/16	OKC	@	DAL	W 109-106
2/24/16	OKC	@	DAL	W 116-103
2015-16 Overall 4-0 Home 2-0 Road 2-0				
1/26/17	OKC	vs	DAL	W 109-98
3/5/17	OKC	@	DAL	L 89-104
3/27/17	OKC	@	DAL	W 92-91
2016-17 Overall 2-1 Home 0-1 Road 1-1				
11/12/17	OKC	vs	DAL	W 112-99
11/25/17	OKC	@	DAL	L 81-97
12/31/17	OKC	vs	DAL	L 113-116
2/28/18	OKC	@	DAL	W 111-110
2017-18 Overall 2-2 Home 1-1 Road 1-1				
11/10/18	OKC	@	DAL	L 96-111
12/30/18	OKC	@	DAL	L 103-105
12/31/18	OKC	vs	DAL	W 122-102
3/31/19	OKC	vs	DAL	L 103-106
2018-19 Overall 1-3 Home 1-1 Road 0-2				



# DENVER NUGGETS

**PEPSI CENTER**  
1000 Chopper Circle  
Denver, CO 80204 • 303-405-1100

**Michael Malone**  
Head Coach



## DIRECTORY

**Owner:** E. Stanley Kroenke  
**President of Basketball Operations:** Tim Connelly  
**General Manager:** Arturas Karnisovas  
**Head Coach:** Michael Malone  
**Assistant Coaches:** Wes Unseld Jr., David Adelman, Jordi Fernandez, Ryan Bowen, Charles Klask, John Beckett  
**Head Athletic Trainer:** Dan Shimensky  
**Director, Media Relations:** Nick O'Hayre  
**Manager, Media Relations:** Cody Wise  
**Coordinator, Media Relations:** Steven Blevins

## 2019-20 VS. NUGGETS (ALL TIMES CENTRAL)

12/14/19	Saturday	at Denver	8:00 p.m.
2/21/20	Friday	at Oklahoma City	7:00 p.m.
3/20/20	Friday	at Oklahoma City	7:00 p.m.
3/30/20	Monday	at Denver	8:00 p.m.

## 2018-19 VS. NUGGETS

Date	Site	W/L	Score
11/24/18	OKC	L	98-105
12/14/18	Denver	L	98-109
2/26/19	Denver	L	112-121
3/29/19	OKC	L	105-115

## THUNDER VS. NUGGETS ALL-TIME

YEAR	TOTAL	YEAR	TOTAL
1976-77	0-4	1999-00	3-1
1977-78	3-1	2000-01	2-2
1978-79	1-3	2001-02	1-3
1979-80	5-1	2002-03	3-1
1980-81	2-3	2003-04	2-2
1981-82	2-3	2004-05	2-2
1985-86	3-2	2005-06	2-2
1986-87	3-2	2006-07	1-3
1987-88	1-4	2007-08	1-3
1988-89	2-2	2008-09	0-4
1989-90	2-2	2009-10	1-3
1990-91	4-0	2010-11	3-1
1991-92	3-1	2011-12	2-1
1992-93	3-1	2012-13	1-3
1993-94	2-2	2013-14	3-1
1994-95	3-1	2014-15	3-1
1995-96	3-1	2015-16	4-0
1996-97	4-0	2016-17	3-1
1997-98	4-0	2017-18	1-3
1998-99	2-2	2018-19	0-4
		<b>Totals</b>	<b>98-83</b>

## GENERAL INFORMATION

**Home Court:** Pepsi Center (19,520)  
**Radio:** Altitude Radio Network  
Jason Kosmicki  
**Television:** Altitude Sports & Entertainment  
Chris Marlowe, Scott Hastings, Chris Dempsey, Vic Lombardi, Katy Winge  
**Team Colors:** Midnight blue, sunshine yellow, Flatirons red, skyline blue

## LARGEST WINNING MARGIN

OKC:	47	1/15/91	at Seattle	146-99
Denver:	54	3/16/08	at Denver	116-168

## CURRENT STREAKS VS. NUGGETS

SITE	LAST WIN	SCORE	LAST LOSS	SCORE	STREAK
At Home	1/7/17	121-106	3/29/19	105-115	Lost 5
At Denver	4/9/17	106-105	2/26/19	112-121	Lost 4
Overall	4/9/17	106-105	3/29/19	105-115	Lost 6

## ALL-TIME OKLAHOMA CITY VS. DENVER

1/2/09	OKC	vs	DEN	L 120-122
2/4/09	OKC	vs	DEN	L 113-114
3/11/09	OKC	@	DEN	L 99-112
4/8/09	OKC	@	DEN	L 112-122
2008-09 Overall 0-4 Home 0-2 Road 0-2				
12/14/09	OKC	@	DEN	L 93-102
1/29/10	OKC	vs	DEN	W 101-84
3/3/10	OKC	@	DEN	L 90-119
4/7/10	OKC	vs	DEN	L 94-98
2009-10 Overall 1-3 Home 1-1 Road 0-2				
12/25/10	OKC	vs	DEN	W 114-106
1/19/11	OKC	@	DEN	W 107-112
4/5/11	OKC	@	DEN	W 101-94
4/8/11	OKC	vs	DEN	W 104-89
2010-11 Overall 3-1 Home 2-0 Road 1-1				
2/19/12	OKC	vs	DEN	W 124-118 (OT)
3/15/12	OKC	@	DEN	W 103-90
4/25/12	OKC	vs	DEN	L 101-106
2011-12 Overall 2-1 Home 1-1 Road 1-0				
1/16/13	OKC	vs	DEN	W 117-97
1/20/13	OKC	@	DEN	L 118-121 (OT)
3/1/13	OKC	@	DEN	L 103-105
3/19/13	OKC	vs	DEN	L 104-114
2012-13 Overall 1-3 Home 1-1 Road 0-2				
11/18/13	OKC	vs	DEN	W 115-113
12/17/13	OKC	@	DEN	W 105-93
1/9/14	OKC	@	DEN	L 88-101
3/24/14	OKC	vs	DEN	W 117-96
2013-14 Overall 3-1 Home 2-0 Road 1-1				
11/1/14	OKC	vs	DEN	W 102-91
11/19/14	OKC	@	DEN	L 100-107
2/9/15	OKC	@	DEN	W 124-114
2/22/15	OKC	vs	DEN	W 119-94
2014-15 Overall 3-1 Home 2-0 Road 1-1				
11/1/15	OKC	vs	DEN	W 117-93
12/27/2015	OKC	vs	DEN	W 122-112
1/19/2016	OKC	@	DEN	W 110-104
4/5/2016	OKC	@	DEN	W 124-102
2015-16 Overall 4-0 Home 2-0 Road 2-0				
11/25/16	OKC	@	DEN	W 132-129
1/7/17	OKC	vs	DEN	W 121-106
4/9/17	OKC	@	DEN	W 106-105
4/12/17	OKC	vs	DEN	L 105-111
2016-17 Overall 4-0 Home 2-0 Road 2-0				
11/9/17	OKC	@	DEN	L 94-102
12/18/17	OKC	vs	DEN	W 95-94
2/1/18	OKC	@	DEN	L 124-127
3/30/18	OKC	vs	DEN	L 125-126
2017-18 Overall 1-3 Home 1-1 Road 0-2				
11/24/18	OKC	vs	DEN	L 98-105
12/14/18	OKC	@	DEN	L 98-109
2/26/19	OKC	@	DEN	L 112-121
3/29/19	OKC	vs	DEN	L 105-115
2018-19 Overall 0-4 Home 0-2 Road 0-2				



# DETROIT PISTONS

**THE PALACE OF AUBURN HILLS**  
6 Championship Dr.  
Auburn Hills, MI 48326 • 248-377-0100

**Dwane Casey**  
Head Coach



## DIRECTORY

**Owner:** Tom Gores  
**Vice Chairman:** Arn Tellem  
**Senior Advisor of Basketball Operations:** Ed Stefanski  
**Head Coach:** Dwane Casey  
**Assistant Coaches:** Sidney Lowe, Sean Sweeney, Tim Grgurich, Micah Nori  
**Athletic Trainer:** Jim Scholler  
**Vice President, Public Relations:** Kevin Grigg  
**Senior Director, Public Relations:** Cletus Lewis  
**Coordinator, Public Relations:** Josh Schur

## 2019-20 VS. PISTONS (ALL TIMES CENTRAL)

2/7/20	Friday	at OKC	7:00 p.m.
3/4/20	Wednesday	at Detroit	6:00 p.m.

## 2018-19 VS. PISTONS

Date	Site	W/L	Score
12/3/18	Detroit	W	110-83
4/5/19	OKC	W	123-110

## THUNDER VS. PISTONS ALL-TIME

YEAR	TOTAL	YEAR	TOTAL
1967-68	1-6	1993-94	1-1
1968-69	2-4	1994-95	2-0
1969-70	3-3	1995-96	1-1
1970-71	1-3	1996-97	1-1
1971-72	4-0	1997-98	2-0
1972-73	4-2	1998-99	0-1
1973-74	1-5	1999-00	0-2
1974-75	2-2	2000-01	0-2
1975-76	2-3	2001-02	1-1
1976-77	3-1	2002-03	1-1
1977-78	3-1	2003-04	1-1
1978-79	3-0	2004-05	1-1
1979-80	2-0	2005-06	0-2
1980-81	2-0	2006-07	0-2
1981-82	1-1	2007-08	0-2
1982-83	2-0	2008-09	1-1
1983-84	1-1	2009-10	2-0
1984-85	1-1	2010-11	2-0
1985-86	0-2	2011-12	1-0
1986-87	0-2	2012-13	2-0
1987-88	1-1	2013-14	2-0
1988-89	0-2	2014-15	1-1
1989-90	1-1	2015-16	1-1
1990-91	1-1	2016-17	1-1
1990-91	1-1	2017-18	1-1
1991-92	1-1	2018-19	2-0
1992-93	2-0	<b>Totals</b>	<b>71-66</b>

## GENERAL INFORMATION

**Home Court:** Little Caesars Arena (20,491)  
**Radio:** WXYT 97.1 FM  
Mark Champion, Rick Mahorn  
**Television:** FOX Sports Detroit  
George Blaha, Greg Kelser  
**Team Colors:** Royal blue, red, chrome, navy blue, white

## LARGEST WINNING MARGIN

OKC:	40	3/12/95	at Detroit	134-94
Detroit:	31	10/26/70	at Detroit	111-142

## CURRENT STREAKS VS. PISTONS

SITE	LAST WIN	SCORE	LAST LOSS	SCORE	STREAK
At Home	4/5/19	123-110	11/24/17	98-99	Won 1
At Detroit	12/3/18	110-83	11/14/16	88-104	Won 2
Overall	4/5/19	123-110	11/24/17	98-99	Won 3

## ALL-TIME OKLAHOMA CITY VS. DETROIT

12/26/08	OKC	@	DET	L 88-90
1/16/09	OKC	vs	DET	W 89-79
2008-09 Overall 1-1 Home 1-0 Road 0-1				
10/30/09	OKC	@	DET	W 91-83
12/18/09	OKC	vs	DET	W 109-98
2009-10 Overall 2-0 Home 1-0 Road 1-0				
10/29/10	OKC	@	DET	W 105-104
3/11/11	OKC	vs	DET	W 104-94
2010-11 Overall 2-0 Home 1-0 Road 1-0				
1/23/12	OKC	vs	DET	W 99-79
2011-12 Overall 1-0 Home 1-0 Road 0-0				
11/9/12	OKC	vs	DET	W 105-104
11/12/12	OKC	@	DET	W 92-90
2010-11 Overall 2-0 Home 1-0 Road 1-0				
11/8/13	OKC	@	DET	W 119-110
4/16/14	OKC	vs	DET	W 112-111
2013-14 Overall 2-0 Home 1-0 Road 1-0				
11/14/14	OKC	vs	DET	L 89-96 (OT)
12/7/14	OKC	@	DET	W 96-94
2014-15 Overall 1-1 Home 0-1 Road 1-0				
11/27/15	OKC	vs	DET	W 103-87
3/29/16	OKC	@	DET	L 82-88
2015-16 Overall 1-1 Home 1-0 Road 0-1				
11/14/16	OKC	@	DET	L 88-104
3/29/16	OKC	vs	DET	W 106-88
2016-17 Overall 1-1 Home 1-0 Road 0-1				
11/24/17	OKC	vs	DET	L 98-99
1/27/18	OKC	@	DET	W 121-108
2017-18 Overall 1-1 Home 0-1 Road 1-0				
12/3/18	OKC	@	DET	W 110-83
4/5/19	OKC	vs	DET	W 123-110
2018-19 Overall 2-0 Home 1-0 Road 1-0				



# GOLDEN STATE WARRIORS

1011 Broadway  
Oakland, CA 94607 • 510-986-2200

Steve Kerr  
Head Coach



## DIRECTORY

**Owner & CEO:** Joe Lacob

**Owner:** Peter Guber

**President, Basketball Operations/General Manager:**

Bob Myers

**Head Coach:** Steve Kerr

**Assistant Coaches:** Ron Adams, Mike Brown, Jarron Collins,

**Head Athletic Trainer:** Drew Yoder

**Vice President, Communications:** Raymond Ridder

**Director, Public Relations:** Brett Winkler

**Director, Basketball Communications:** Michael Ravina

**Director, Publications & Statistical Information:** Darryl Arata

**Assistant, Public Relations:** Cole Lawrence

## GENERAL INFORMATION

**Home Court:** ORACLE Arena (19,596)

**Radio:** KGMZ (95.7 The Game)

Tim Royce, Jim Barnett

**Television:** NBC Sports Bay Area

Bob Fitzgerald, Kelenna Azubuike, Kerith Burke

**Team Colors:** Warriors Royal Blue, California Golden Yellow

## LARGEST WINNING MARGIN

OKC:	45	2/14/71	at Seattle	146-101
Golden State:	36	3/15/75	at Golden State	84-120

## CURRENT STREAKS VS. WARRIORS

SITE	LAST WIN	SCORE	LAST LOSS	SCORE	STREAK
At Home	11/22/17	108-91	3/16/19	88-110	Lost 2
At Golden State	11/21/18	123-95	10/16/18	100-108	Won 1
Overall	11/21/18	123-95	3/16/19	88-110	Lost 1

## ALL-TIME OKLAHOMA CITY VS. GOLDEN STATE

12/8/08	OKC	vs	GSW	L 102-112
12/31/08	OKC	vs	GSW	W 107-100
1/21/09	OKC	@	GSW	W 122-121
2/21/09	OKC	@	GSW	L 120-133
2008-09 Overall 2-2 Home 1-1 Road 1-1				
12/7/09	OKC	vs	GSW	W 104-88
1/31/10	OKC	vs	GSW	W 112-104
2/6/10	OKC	@	GSW	W 104-95
4/11/10	OKC	@	GSW	L 117-120
2009-10 Overall 3-1 Home 2-0 Road 1-1				
12/5/10	OKC	vs	GSW	W 114-109
2/13/11	OKC	@	GSW	L 94-100
3/29/11	OKC	vs	GSW	W 115-114 (OT)
2010-11 Overall 2-1 Home 2-0 Road 0-1				
1/27/12	OKC	@	GSW	W 120-109
2/7/12	OKC	@	GSW	W 119-116
2/17/12	OKC	vs	GSW	W 110-87
2011-12 Overall 3-0 Home 1-0 Road 2-0				
1/18/12	OKC	vs	GSW	W 119-109
1/23/13	OKC	@	GSW	L 99-104
2/6/13	OKC	vs	GSW	W 119-98
4/11/13	OKC	@	GSW	W 116-97
2012-13 Overall 3-1 Home 2-0 Road 1-1				
1/14/13	OKC	@	GSW	L 115-116
1/29/13	OKC	vs	GSW	W 113-112 (OT)
1/17/14	OKC	vs	GSW	W 127-121
2013-14 Overall 2-1 Home 1-0 Road 1-0				

## 2019-20 VS. WARRIORS (ALL TIMES CENTRAL)

10/27/19	Sunday	at OKC	2:30 p.m.
11/9/19	Saturday	at OKC	7:00 p.m.
11/25/19	Monday	at GSW	9:30 p.m.
3/28/20	Saturday	at GSW	7:30 p.m.

## 2018-19 VS. WARRIORS

Date	Site	W/L	Score
10/16/18	Golden State	L	100-108
11/21/18	Golden State	W	123-95
3/16/19	Oklahoma City	L	88-110

## THUNDER VS. WARRIORS ALL-TIME

YEAR	TOTAL	YEAR	TOTAL
1967-68	1-7	1994-95	4-1
1968-69	3-4	1995-96	4-0
1969-70	4-3	1996-97	4-0
1970-71	3-3	1997-98	3-1
1971-72	2-4	1998-99	2-1
1972-73	3-4	1999-00	4-0
1973-74	3-3	2000-01	4-0
1974-75	3-4	2001-02	4-0
1975-76	3-4	2002-03	2-2
1976-77	3-1	2003-04	1-3
1977-78	2-2	2004-05	2-2
1978-79	1-3	2005-06	1-2
1979-80	6-0	2006-07	1-3
1980-81	3-3	2007-08	1-2
1981-82	5-1	2008-09	2-2
1982-83	3-3	2009-10	3-1
1983-84	2-4	2010-11	2-1
1984-85	3-3	2011-12	3-0
1985-86	4-2	2012-13	3-1
1986-87	2-4	2013-14	2-1
1987-88	5-1	2014-15	1-3
1988-89	4-2	2015-16	0-3
1989-90	3-2	2016-17	0-4
1990-91	1-3	2017-18	2-2
1991-92	2-3	2018-19	1-2
1992-93	4-1	<b>Totals</b>	<b>138-112</b>
1993-94	4-1	vs. San Fran.	11-17
		vs. G.S.	127-95



# HOUSTON ROCKETS

TOYOTA CENTER  
1510 Polk Street  
Houston, TX 77002 • 713-758-7200

Mike D'Antoni  
Head Coach



## DIRECTORY

**Owner:** Tilman Fertitta

**General Manager:** Daryl Morey

**Head Coach:** Mike D'Antoni

**Assistant Coaches:** Elston Turner, Brett Gunning, Matt

Brase

**Head Athletic Trainer, Director of Athlete Care & Science:**

Jason Biles

**Senior Director, Media & Player Relations:** Tracey Hughes

**Manager, Media Relations:** Sean McCloskey

**Media Relations Assistant:** Tomorrow Hunt

## 2019-20 VS. ROCKETS (ALL TIMES CENTRAL)

10/28/19	Monday	at Houston	7:00 p.m.
1/9/20	Thursday	at Oklahoma City	8:30 p.m.
1/20/20	Monday	at Houston	4:00 p.m.

## 2018-19 VS. ROCKETS

Date	Site	W/L	Score
11/8/18	OKC	W	98-80
12/25/18	Houston	L	109-113
2/9/19	Houston	W	117-112
4/9/19	OKC	W	112-111

## THUNDER VS. ROCKETS ALL-TIME

YEAR	TOTAL	YEAR	TOTAL
1967-68	5-3	1995-96	4-0
1968-69	3-3	1996-97	1-3
1969-70	2-4	1997-98	3-1
1970-71	1-5	1998-99	1-2
1971-72	3-3	1999-00	3-1
1972-73	2-2	2000-01	2-2
1973-74	3-1	2001-02	2-2
1974-75	3-1	2002-03	2-2
1975-76	2-2	2003-04	3-1
1976-77	1-3	2004-05	1-3
1977-78	4-0	2005-06	1-3
1978-79	2-2	2006-07	0-3
1979-80	1-1	2007-08	0-4
1980-81	1-4	2008-09	0-3
1981-82	3-2	2009-10	1-3
1982-83	4-1	2010-11	3-1
1983-84	2-3	2011-12	2-2
1984-85	2-3	2012-13	2-1
1985-86	2-3	2013-14	3-1
1986-87	4-1	2014-15	0-3
1987-88	2-3	2015-16	2-2
1988-89	2-2	2016-17	1-3
1989-90	2-2	2017-18	2-1
1990-91	2-2	2018-19	3-1
1991-92	3-1	<b>TOTALS</b>	<b>112-108</b>
1992-93	3-1	vs. San Diego	11-15
1993-94	2-2	vs. Houston	101-93
1994-95	4-0		

## GENERAL INFORMATION

**Home Court:** Toyota Center (18,055)

**Radio:** Sports Talk 790 (KBME 790 AM)

Craig Ackerman, Matt Thomas

**Spanish Radio:** La Ranchera (KEYH 850 AM)

Adrian Chavarria

**Television:** AT&T SportsNet

Bill Worrell, Matt Bullard, Clyde Drexler

**Team Colors:** Red, black, gray, anthracite, white

## LARGEST WINNING MARGIN

OKC:	56	12/6/86	at Houston	136-80
Houston:	40	4/13/97	at Houston	73-113

## CURRENT STREAKS VS. ROCKETS

SITE	LAST WIN	SCORE	LAST LOSS	SCORE	STREAK
At Home	4/9/19	112-111	3/6/18	112-122	Won 2
At Houston	2/9/19	117-112	3/26/17	125-137	Won 1
Overall	4/9/19	112-111	12/28/18	109-113	Won 2

## ALL-TIME OKLAHOMA CITY VS. HOUSTON

11/1/08	OKC	@	HOU	L 77-89
11/17/08	OKC	vs	HOU	L 89-100
1/9/09	OKC	vs	HOU	L 96-98
2008-09 Overall 0-3 Home 0-2 Road 0-1				
11/6/09	OKC	@	HOU	L 94-105
11/29/09	OKC	vs	HOU	L 91-100
12/19/09	OKC	@	HOU	L 90-95
3/24/10	OKC	vs	HOU	W 122-104
2009-10 Overall 1-3 Home 1-1 Road 0-2				
11/17/10	OKC	vs	HOU	W 116-99
11/28/10	OKC	@	HOU	L 98-99
12/15/10	OKC	vs	HOU	W 117-105
1/12/11	OKC	@	HOU	W 118-112
2010-11 Overall 3-1 Home 2-0 Road 1-1				
1/6/12	OKC	@	HOU	W 109-94
1/17/12	OKC	vs	HOU	W 98-95
2/15/12	OKC	@	HOU	L 95-96
3/13/12	OKC	vs	HOU	L 103-104
2011-12 Overall 2-2 Home 1-1 Road 1-1				
11/28/12	OKC	vs	HOU	W 120-98
12/29/12	OKC	@	HOU	W 124-94
2/20/13	OKC	@	HOU	L 119-122
2012-13 Overall 2-1 Home 1-0 Road 1-1				
12/29/13	OKC	vs	HOU	W 117-86
1/16/14	OKC	@	HOU	W 104-92
3/1/14	OKC	vs	HOU	W 106-98
4/4/14	OKC	@	HOU	L 107-111
2013-14 Overall 3-1 Home 2-0 Road 1-1				
11/16/14	OKC	vs	HOU	L 65-69
1/15/15	OKC	@	HOU	L 101-112
4/5/15	OKC	vs	HOU	L 112-115
2014-15 Overall 0-3 Home 0-2 Road 0-1				
11/2/15	OKC	@	HOU	L 105-110
1/29/16	OKC	vs	HOU	W 116-108
3/22/16	OKC	vs	HOU	W 111-107
4/3/2016	OKC	@	HOU	L 110-118
2015-16 Overall 2-2 Home 2-0 Road 0-2				
11/16/16	OKC	vs	HOU	W 105-103
12/9/16	OKC	vs	HOU	L 99-102
1/5/17	OKC	@	HOU	L 116-118
3/26/17	OKC	@	HOU	L 125-137
2016-17 Overall 1-3 Home 1-1 Road 0-2				
12/25/17	OKC	vs	HOU	W 112-107
3/6/18	OKC	vs	HOU	L 112-102
4/7/18	OKC	@	HOU	W 108-102
2017-18 Overall 2-1 Home 1-1 Road 1-0				
11/8/18	OKC	vs	HOU	W 98-80
12/25/18	OKC	@	HOU	L 109-113
2/9/19	OKC	@	HOU	W 117-112
4/9/19	OKC	vs	HOU	W 112-111
2018-19 Overall 3-1 Home 2-0 Road 1-1				



# INDIANA PACERS

**BANKERS LIFE FIELDHOUSE**  
125 S. Pennsylvania St.  
Indianapolis, IN 46204 • 317-917-2500

**Nate McMillan**  
Head Coach



## DIRECTORY

**Owner, Chairman & CEO:** Herbert Simon  
**President of Basketball Operations:** Kevin Pritchard  
**Head Coach:** Nate McMillan  
**Assistant Coaches:** Dan Burke, Popeye Jones, Bill Bayno  
**Senior Director of Medical Operations/**  
**Head Athletic Trainer:** Josh Corbell  
**Director of Indiana Pacers Media Relations:** David Benner  
**Associate Director of Indiana Pacers Media Relations:**  
Krissy Myers  
**Media Relations Manager:** Wes Kaminski

## 2019-20 VS. PACERS (ALL TIMES CENTRAL)

11/12/19	Tuesday	at Indiana	7:00 p.m.
12/4/19	Wednesday	at Oklahoma City	7:00 p.m.

## 2018-19 VS. PACERS

Date	Site	W/L	Score
3/14/19	Indiana	L	106-108
3/27/19	OKC	W	107-99

## THUNDER VS. PACERS ALL-TIME

YEAR	TOTAL	YEAR	TOTAL
1976-77	2-2	1998-99	Did Not Play
1977-78	3-1	1999-00	1-1
1978-79	4-0	2000-01	1-1
1979-80	2-0	2001-02	2-0
1980-81	2-0	2002-03	0-2
1981-82	1-1	2003-04	0-2
1982-83	1-1	2004-05	2-0
1983-84	1-1	2005-06	1-1
1984-85	2-0	2006-07	2-0
1985-86	0-2	2007-08	1-1
1986-87	1-1	2008-09	0-2
1987-88	1-1	2009-10	1-1
1988-89	1-1	2010-11	2-0
1989-90	1-1	2011-12	0-1
1990-91	1-1	2012-13	2-0
1991-92	2-0	2013-14	1-1
1992-93	0-2	2014-15	1-1
1993-94	1-1	2015-16	1-1
1994-95	1-1	2016-17	0-2
1995-96	0-2	2017-18	2-0
1996-97	1-1	2018-19	1-1
1997-98	2-0	<b>Totals</b>	<b>51-38</b>

## GENERAL INFORMATION

**Home Court:** Bankers Life Fieldhouse (17,923)  
**Radio:** 1070 The Fan/93.5 FM  
**Mark Boyle, Austin Croshere, Bob Leonard**  
**Television:** FSN Indiana  
**Quinn Buckner, Chris Denari, Eddie Gill, Jeremiah Johnson**  
**Team Colors:** Navy blue, gold, cool gray

## LARGEST WINNING MARGIN

OKC:	24	12/8/13	at OKC	118-94
Indiana:	30	10/26/77	at Indiana	120-90

## CURRENT STREAKS VS. PACERS

SITE	LAST WIN	SCORE	LAST LOSS	SCORE	STREAK
At Home	3/27/19	107-99	11/20/16	111-115	Won 2
At Indiana	12/13/17	100-95	3/14/19	106-108	Lost 1
Overall	3/27/19	107-99	2/6/17	90-93	Won 1

## ALL-TIME OKLAHOMA CITY VS. INDIANA

11/10/08	OKC	@	IND	L 99-107
4/5/09	OKC	vs	IND	L 99-117
2008-09 Overall 0-2 Home 0-1 Road 0-1				
1/9/10	OKC	vs	IND	W 108-102
3/21/10	OKC	@	IND	L 101-121
2009-10 Overall 1-1 Home 1-0 Road 0-1				
11/26/10	OKC	@	IND	W 110-106 (OT)
3/2/11	OKC	vs	IND	W 113-89
2010-11 Overall 2-0 Home 2-0 Road 1-0				
4/6/12	OKC	@	IND	L 98-103
2011-12 Overall 0-1 Home 0-0 Road 0-1				
12/9/12	OKC	vs	IND	W 104-93
4/5/13	OKC	@	IND	W 97-75
2012-13 Overall 2-0 Home 1-0 Road 1-0				
12/8/13	OKC	vs	IND	W 118-94
4/13/14	OKC	@	IND	L 97-102
2013-14 Overall 1-1 Home 1-0 Road 0-1				
2/24/15	OKC	vs	IND	W 105-92
4/12/15	OKC	@	IND	L 104-116
2014-15 Overall 1-1 Home 1-0 Road 0-1				
2/19/16	OKC	vs	IND	L 98-101
3/19/16	OKC	@	IND	W 115-111
2015-16 Overall 1-1 Home 0-1 Road 1-0				
11/20/16	OKC	vs	IND	L 111-115
2/6/17	OKC	@	IND	L 90-93
2016-17 Overall 0-2 Home 0-1 Road 0-1				
10/25/17	OKC	vs	IND	W 114-96
12/13/17	OKC	@	IND	W 100-95
2017-18 Overall 2-0 Home 2-0 Road 0-2				
3/14/19	OKC	@	IND	L 106-108
3/27/19	OKC	vs	IND	W 107-99
2018-19 Overall 1-1 Home 1-0 Road 0-1				



# LOS ANGELES CLIPPERS

**LOS ANGELES CLIPPERS TRAINING CENTER**  
6951 S. Centinela Ave.  
Playa Vista, CA 90094 • (310) 862-6000

**Glenn "Doc" Rivers**  
Head Coach



## DIRECTORY

**Owner:** Steve Ballmer  
**President of Basketball Operations:** Lawrence Frank  
**General Manager:** Michael Winger  
**Head Coach:** Glenn "Doc" Rivers  
**Assistant Coaches:** Sam Cassell, Casey Hill, Armond Hill, Rex Kalamian, Brendan O'Connor, John Welch  
**Director of Medical Services/Head Athletic Trainer:**  
Jasen Powell  
**Chief Communications Officer:** Chris Wallace  
**Director of Basketball Communications:** Dennis Rogers  
**Basketball Communications Coordinator:** Colette Garcia

## 2019-20 VS. CLIPPERS (ALL TIMES CENTRAL)

11/18/19	Monday	at Los Angeles	9:30 p.m.
12/22/19	Sunday	at Oklahoma City	6:00 p.m.
3/3/20	Tuesday	at Oklahoma City	7:00 p.m.
4/4/20	Saturday	at Los Angeles	2:30 p.m.

## 2018-19 VS. CLIPPERS

Date	Site	W/L	Score
10/19/18	LA	L	92-108
10/30/18	OKC	W	128-110
12/15/18	OKC	W	110-104
3/8/19	LA	L	110-118

## THUNDER VS. CLIPPERS ALL-TIME

YEAR	TOTAL	YEAR	TOTAL
1970-71	3-1	1996-97	3-1
1971-72	4-0	1997-98	4-0
1972-73	2-2	1998-99	3-0
1973-74	2-2	1999-00	3-1
1974-75	1-3	2000-01	4-0
1975-76	2-2	2001-02	3-1
1976-77	1-3	2002-03	3-1
1977-78	3-1	2003-04	4-0
1978-79	2-2	2004-05	1-2
1979-80	3-3	2005-06	1-3
1980-81	1-5	2006-07	2-2
1981-82	5-1	2007-08	1-2
1982-83	6-0	2008-09	1-3
1983-84	3-3	2009-10	2-1
1984-85	4-2	2010-11	2-2
1985-86	3-3	2011-12	1-3
1986-87	4-2	2012-13	3-0
1987-88	5-1	2013-14	2-2
1988-89	4-1	2014-15	1-2
1989-90	2-3	2015-16	3-1
1990-91	3-2	2016-17	2-2
1991-92	3-2	2017-18	3-0
1992-93	4-1	2018-19	2-2
1993-94	4-1	<b>Totals</b>	<b>137-77</b>
1994-95	5-0	vs. Buffalo	18-14
1995-96	4-0	vs. San Diego	20-14
		vs. L.A.	99-49

## GENERAL INFORMATION

**Home Court:** STAPLES Center (19,068)  
**Radio:** AM 570  
**Noah Eagle**  
**Spanish Radio:** ESPN Deportes (1330 AM)  
**Armando Garcia**  
**Television:** Prime Ticket  
**Brian Sieman, Don MacLean**  
**Team Colors:** Red, White, Blue, Black

## LARGEST WINNING MARGIN

OKC:	50	12/2/88	at Seattle	154-104
LA Clippers:	30	11/3/04	at Los Angeles	84-114

## CURRENT STREAKS VS. CLIPPERS

SITE	LAST WIN	SCORE	LAST LOSS	SCORE	STREAK
At Home	12/15/18	110-104	11/11/16	108-110	Won 3
At LA	1/4/18	127-117	3/8/19	110-118	Lost 2
Overall	12/15/18	110-104	3/8/19	110-118	Lost 1

## ALL-TIME OKLAHOMA CITY VS. L.A. CLIPPERS

11/19/08	OKC	vs	LAC	L 88-108
12/16/08	OKC	vs	LAC	L 88-98
1/23/09	OKC	@	LAC	L 104-107
4/15/09	OKC	@	LAC	W 126-85
2008-09 Overall 1-3 Home 0-2 Road 1-1				
11/11/09	OKC	@	LAC	W 83-79
11/15/09	OKC	vs	LAC	L 93-101
3/5/10	OKC	@	LAC	W 104-87
2009-10 Overall 2-1 Home 0-1 Road 2-0				
11/3/10	OKC	@	LAC	L 92-107
2/22/11	OKC	vs	LAC	W 111-88
4/2/11	OKC	@	LAC	L 92-98
4/6/11	OKC	vs	LAC	W 112-108
2010-11 Overall 2-2 Home 2-0 Road 0-2				
1/30/12	OKC	@	LAC	L 100-112
3/21/12	OKC	vs	LAC	W 114-91
4/11/12	OKC	vs	LAC	L 98-100
4/16/12	OKC	@	LAC	L 77-92
2011-12 Overall 1-3 Home 1-0 Road 0-2				
11/21/12	OKC	vs	LAC	W 117-111 (OT)
1/22/13	OKC	@	LAC	W 109-97
3/3/13	OKC	@	LAC	W 108-104
2012-13 Overall 3-0 Home 1-0 Road 2-0				
11/13/13	OKC	@	LAC	L 103-111
11/21/13	OKC	vs	LAC	W 105-91
2/23/14	OKC	vs	LAC	L 117-125
4/9/14	OKC	@	LAC	W 107-101
2013-14 Overall 2-2 Home 1-1 Road 1-1				
10/30/14	OKC	@	LAC	L 90-93
2/8/15	OKC	vs	LAC	W 131-108
3/11/15	OKC	vs	LAC	L 108-120
2014-15 Overall 1-2 Home 0-1 Road 0-1				
12/21/15	OKC	@	LAC	W 100-99
3/2/16	OKC	@	LAC	L 98-103
3/9/16	OKC	vs	LAC	W 120-108
3/31/16	OKC	vs	LAC	W 119-117
2015-16 Overall 3-1 Home 2-0 Road 1-1				
11/2/16	OKC	@	LAC	W 85-83
11/11/16	OKC	vs	LAC	L 108-110
12/3/16	OKC	vs	LAC	W 114-88
1/16/17	OKC	@	LAC	L 98-120
2016-17 Overall 2-2 Home 1-1 Road 1-1				
11/10/17	OKC	vs	LAC	W 120-111
1/4/18	OKC	@	LAC	W 127-117
3/16/18	OKC	vs	LAC	W 121-113
2017-18 Overall 3-0 Home 2-0 Road 1-0				
10/19/18	OKC	@	LAC	L 92-108
10/30/18	OKC	vs	LAC	W 128-110
12/15/18	OKC	vs	LAC	W 110-104
3/8/19	OKC	@	LAC	L 110-118
2018-19 Overall 2-2 Home 2-0 Road 0-2				



# LOS ANGELES LAKERS

555 N. Nash St.  
El Segundo, CA 90245 • 310-426-6000

**Frank Vogel**  
Head Coach



## DIRECTORY

**CEO & Controlling Owner:** Jeanie Buss  
**President, Business Operations & COO:** Tim Harris  
**General Manager:** Rob Pelinka  
**Head Coach:** Frank Vogel  
**Assistant Coaches:** Jason Kidd, Lionel Hollins, Phil Handy, Miles Simon, Mike Penberthy, Quinton Crawford  
**Head Athletic Trainer:** Nina Hsieh  
**Director, Media Relations:** Alison Bogli  
**Senior Manager, Media Relations:** Ta Nisha Cooper  
**Manager, Media Relations:** Will Patterson  
**Coordinator, Media Relations:** T.C. Greene  
**Assistant, Media Relations:** Matt Fleer

## GENERAL INFORMATION

**Home Court:** STAPLES Center (18,997)  
**Radio:** ESPNLA Radio (710 AM)  
John Ireland, Mychal Thompson  
**Spanish Radio:** ESPN Deportes (1330 AM)  
Fernando Gonzalez, Jose "Pepe" Mantilla, Francisco Pinto  
**Television:** Spectrum SportsNet  
Bill Macdonald, Stu Lantz, Mike Trudell  
**Team Colors:** Purple, Gold

## LARGEST WINNING MARGIN

OKC: 40 12/19/15 at Oklahoma City 118-78  
L.A. Lakers: 38 2/2/68 at Los Angeles 113-151

## CURRENT STREAKS VS. LAKERS

SITE	LAST WIN	SCORE	LAST LOSS	SCORE	STREAK
At Home	4/2/19	119-103	1/17/19	128-138 (OT)	Won 1
At L.A.	1/2/19	107-100	2/8/18	81-106	Won 1
Overall	4/2/19	119-103	1/17/19	128-138 (OT)	Won 1

## ALL-TIME OKLAHOMA CITY VS. L.A. LAKERS

2/10/09	OKC	@	LAL	L 98-105	12/19/14	OKC	@	LAL	W 104-103
2/24/09	OKC	vs	LAL	L 93-107	3/1/15	OKC	@	LAL	W 108-101
3/24/09	OKC	vs	LAL	L 89-107	3/24/15	OKC	vs	LAL	W 127-117
2008-09 Overall 0-3 Home 0-2 Road 0-1									
11/3/09	OKC	vs	LAL	L 98-101 (OT)	12/19/15	OKC	vs	LAL	W 118-78
11/22/09	OKC	@	LAL	L 85-101	12/23/15	OKC	@	LAL	W 120-85
12/22/09	OKC	@	LAL	L 108-111	1/8/16	OKC	@	LAL	W 117-113
3/26/10	OKC	vs	LAL	W 91-75	4/11/16	OKC	vs	LAL	W 112-79
2009-10 Overall 1-3 Home 1-1 Road 0-2									
1/17/11	OKC	@	LAL	L 94-101	10/30/16	OKC	vs	LAL	W 113-96
2/27/11	OKC	vs	LAL	L 87-90	11/22/16	OKC	@	LAL	L 109-111
4/10/11	OKC	@	LAL	W 120-106	3/24/17	OKC	vs	LAL	W 110-93
2010-11 Overall 1-2 Home 0-1 Road 1-1									
2/23/12	OKC	vs	LAL	W 100-85	1/4/18	OKC	@	LAL	W 133-96
3/29/12	OKC	@	LAL	W 102-93	1/17/18	OKC	vs	LAL	W 114-90
4/22/12	OKC	@	LAL	L 106-114 (2OT)	2/4/18	OKC	vs	LAL	L 104-108
2011-12 Overall 2-1 Home 1-0 Road 1-1									
12/7/12	OKC	vs	LAL	W 114-108	2/8/18	OKC	@	LAL	L 81-106
1/11/13	OKC	@	LAL	W 116-101	2017-18 Overall 2-2 Home 1-1 Road 1-1				
1/27/13	OKC	@	LAL	L 96-105	1/2/19	OKC	@	LAL	W 107-100
3/5/13	OKC	vs	LAL	W 122-105	1/17/19	OKC	vs	LAL	L 128-138 (OT)
2012-13 Overall 3-1 Home 2-0 Road 1-1									
12/13/13	OKC	vs	LAL	W 122-97	4/2/19	OKC	vs	LAL	W 119/103
2/13/14	OKC	@	LAL	W 107-103	2018-19 Overall 2-1 Home 1-1 Road 1-0				
3/9/14	OKC	@	LAL	L 110-114					
3/13/14	OKC	vs	LAL	W 131-102					
2013-14 Overall 3-1 Home 2-0 Road 1-1									

## 2019-20 VS. LAKERS (ALL TIMES CENTRAL)

11/19/19	Tuesday	at Los Angeles	9:30 p.m.
11/22/19	Friday	at Oklahoma City	7:00 p.m.
1/11/20	Saturday	at Oklahoma City	7:00 p.m.
4/5/20	Sunday	at Los Angeles	8:30 p.m.

## 2018-19 VS. LAKERS

Date	Site	W/L	Score
1/2/19	at L.A.	W	107-100
1/17/19	at OKC	L	128-138 (OT)
4/2/19	at OKC	W	119-103

## THUNDER VS. LAKERS ALL-TIME

YEAR	TOTAL	YEAR	TOTAL
1967-68	4-4	1993-94	5-0
1968-69	1-5	1994-95	1-4
1969-70	0-6	1995-96	2-2
1970-71	2-4	1996-97	1-3
1971-72	1-5	1997-98	3-1
1972-73	0-6	1998-99	2-2
1973-74	3-4	1999-00	1-3
1974-75	6-2	2000-01	4-0
1975-76	3-3	2001-02	1-3
1976-77	1-3	2002-03	2-2
1977-78	3-1	2003-04	1-3
1978-79	2-2	2004-05	3-1
1979-80	2-4	2005-06	1-2
1980-81	0-6	2006-07	1-3
1981-82	2-4	2007-08	0-4
1982-83	1-5	2008-09	0-3
1983-84	3-3	2009-10	1-3
1984-85	3-3	2010-11	1-2
1985-86	2-4	2011-12	2-1
1986-87	2-4	2012-13	3-1
1987-88	2-4	2013-14	3-1
1988-89	2-4	2014-15	3-0
1989-90	0-4	2015-16	4-0
1990-91	2-3	2016-17	2-2
1991-92	4-1	2017-18	2-1
1992-93	4-1	2018-19	2-1
Totals		106-143	



# MEMPHIS GRIZZLIES

FEDEXFORUM  
191 Beale Street  
Memphis, TN 38103 • 901-205-1234

**Taylor Jenkins**  
Head Coach



## DIRECTORY

**Chairman and Controlling Owner:** Robert J. Pera  
**President:** Jason Wexler  
**General Manager:** Zachary Kleiman  
**Head Coach:** Taylor Jenkins  
**Assistant Coaches:** Brad Jones, David McClure, Vitaly Potapenko, Neven Spahija, Niele Ivey, Scoonie Penn  
**Head Athletic Trainer:** David Crewe  
**Director of Communications and Publications:** Jason Wallace  
**Manager of Communications and Publications:** Ross Wooden  
**Coordinator, Communications and Publications:** Maggie Yang  
**Coordinator, Communications and Publications:** Geoff Langham

## GENERAL INFORMATION

**Home Court:** FedExForum (18,119)  
**Radio:** ESPN (92.9 FM/680 AM)  
Eric Hasseltine, Hank McDowell, Elliot Perry, Michael Wallace  
**Television:** FOX Sports Southeast  
Pete Pranic, Brevin Knight, Rob Fischer, Chris Vernon  
**Team Colors:** Memphis Midnight, Beale Street Blue, Smoke Blue, Grizzlies Gold

## LARGEST WINNING MARGIN

OKC: 40 4/3/98 at Vancouver 138-98  
Memphis: 34 12/29/16 at Memphis 80-114

## CURRENT STREAKS VS. GRIZZLIES

SITE	LAST WIN	SCORE	LAST LOSS	SCORE	STREAK
At Home	3/3/19	99-95	11/7/14	89-91	Won 8
At Memphis	2/4/18	121-114	3/25/19	103-115	Lost 1
Overall	3/3/19	99-95	3/25/19	103-115	Lost 1

## ALL-TIME OKLAHOMA CITY VS. MEMPHIS

11/29/08	OKC	@	MEM	W 111-103	12/11/13	OKC	@	MEM	W 116-100
12/10/08	OKC	vs	MEM	L 102-108	1/14/14	OKC	@	MEM	L 87-90
1/28/09	OKC	vs	MEM	W 114-102 (OT)	2/3/14	OKC	vs	MEM	W 86-77
2/28/09	OKC	@	MEM	W 99-92	2/28/14	OKC	vs	MEM	W 113-107
2008-09 Overall 3-1 Home 1-1 Road 2-0					2013-14 Overall 3-1 Home 2-0 Road 1-1				
12/11/09	OKC	@	MEM	W 102-94	11/7/14	OKC	vs	MEM	L 89-91
1/22/10	OKC	@	MEM	L 84-86	1/31/15	OKC	@	MEM	L 74-85
4/14/10	OKC	vs	MEM	W 114-105	2/11/15	OKC	vs	MEM	W 105-89
2009-10 Overall 2-1 Home 1-0 Road 1-1					4/3/15	OKC	@	MEM	L 92-100
					2014-15 Overall 1-3 Home 1-1 Road 0-2				
1/4/11	OKC	@	MEM	L 105-110	11/16/15	OKC	@	MEM	L 114-122
1/8/11	OKC	vs	MEM	W 109-100	12/8/15	OKC	@	MEM	W 125-88
2/8/11	OKC	vs	MEM	L 101-105 (OT)	1/6/2016	OKC	vs	MEM	W 112-94
3/7/11	OKC	@	MEM	L 101-107	2015-16 Overall 2-1 Home 1-0 Road 1-1				
2010-11 Overall 1-3 Home 1-1 Road 0-2									
12/28/11	OKC	@	MEM	W 98-95	12/19/16	OKC	@	MEM	L 80-114
1/10/12	OKC	@	MEM	W 100-95	1/11/17	OKC	vs	MEM	W 103-95
2/3/12	OKC	vs	MEM	W 101-94	2/3/17	OKC	vs	MEM	W 114-102
4/2/12	OKC	vs	MEM	L 88-94	4/5/17	OKC	@	MEM	W 103-100
2011-12 Overall 3-1 Home 1-1 Road 2-0					2016-17 Overall 3-1 Home 2-0 Road 1-1				
11/14/12	OKC	vs	MEM	L 97-107	12/9/17	OKC	@	MEM	W 102-101
1/31/13	OKC	vs	MEM	W 106-89	2/11/18	OKC	vs	MEM	W 110-92
3/20/13	OKC	@	MEM	L 89-90 (OT)	2/4/18	OKC	@	MEM	W 121-114
2012-13 Overall 1-2 Home 1-1 Road 0-1					4/11/18	OKC	vs	MEM	W 137-123
					2017-18 Overall 4-0 Home 2-0 Road 2-0				
					2/7/19	OKC	vs	MEM	W 117-95
					3/3/19	OKC	vs	MEM	W 99-95
					3/25/19	OKC	@	MEM	L 103-115
					2018-19 Overall 2-1 Home 2-0 Road 0-1				



# MIAMI HEAT

AMERICAN AIRLINES ARENA  
601 Biscayne Blvd.  
Miami, FL 33132 • 786-777-4328

Erik Spoelstra  
Head Coach



## DIRECTORY

**Managing General Partner:** Micky Arison  
**President:** Pat Riley  
**Senior Vice President, Basketball Operations/General Manager:** Andy Elisburg  
**Head Coach:** Erik Spoelstra  
**Assistant Coaches:** Dan Craig, MAlke Allen, Chris Quinn, Octavio de la Grana  
**Head Athletic Trainer:** Jay Sabol  
**Vice President, Sports Media Relations:** Tim Donovan  
**Senior Director of Sports Media Relations:** Rob Wilson  
**Director of Sports Media Relations:** Michael Lissack  
**Sports Media Relations Senior Manager:** Nick Maiorana  
**Sports Media Relations/Basketball Operations Assistant:** Maddox Burnett

## GENERAL INFORMATION

**Home Court:** American Airlines Arena (19,600)  
**Radio:** 790 The Ticket (AM 790/FM 104.3 HD-2)  
**Mike Inglis, Ruth Riley Hunter, Ron Rothstein**  
**Spanish Radio:** WAQI (710 AM)  
**José Pañeda, Joe Pujala**  
**Television:** FOX Sports Sun  
**Eric Reid, John Crotty, Jason Jackson**  
**Team Colors:** Red, Yellow, Black, White

## LARGEST WINNING MARGIN

OKC:	32	1/12/96	at Seattle	113-81
Miami:	22	2/20/14	at OKC	81-103

## CURRENT STREAKS VS. HEAT

SITE	LAST WIN	SCORE	LAST LOSS	SCORE	STREAK
At Home	3/23/18	105-99	3/18/19	107-116	Lost 1
At Miami	2/1/19	118-102	12/3/15	95-97	Won 3
Overall	2/1/19	118-102	3/18/19	107-116	Lost 1

## ALL-TIME OKLAHOMA CITY VS. MIAMI

DATE	OKC	@	MIA	SCORE	STREAK
12/6/08	OKC	@	MIA	L 99-105	
1/18/09	OKC	vs	MIA	L 94-104	
2008-09	Overall 0-2	Home 0-1	Road 0-1		
11/17/09	OKC	@	MIA	W 100-87	
1/16/10	OKC	vs	MIA	W 98-80	
2009-10	Overall 2-0	Home 1-0	Road 1-0		
1/30/11	OKC	vs	MIA	L 103-108	
3/16/11	OKC	@	MIA	W 96-85	
2010-11	Overall 1-1	Home 0-1	Road 1-0		
3/25/12	OKC	vs	MIA	W 103-87	
4/4/12	OKC	@	MIA	L 93-98	
2011-12	Overall 1-1	Home 1-0	Road 0-1		
12/25/12	OKC	@	MIA	L 97-103	
2/14/13	OKC	vs	MIA	L 100-110	
2012-13	Overall 0-2	Home 0-1	Road 0-1		
1/29/14	OKC	@	MIA	W 112-95	
2/20/14	OKC	vs	MIA	L 81-103	
2013-14	Overall 1-1	Home 0-1	Road 1-0		
1/20/15	OKC	@	MIA	W 94-86	
3/22/15	OKC	vs	MIA	W 93-75	
2014-15	Overall 2-0	Home 1-0	Road 1-0		
12/3/15	OKC	@	MIA	L 95-97	
1/17/16	OKC	vs	MIA	W 99-74	
2015-16	Overall 1-1	Home 1-0	Road 0-1		
11/7/16	OKC	vs	MIA	W 97-85	
12/27/16	OKC	@	MIA	W 106-94	
2016-17	Overall 2-0	Home 1-0	Road 1-0		
3/23/18	OKC	vs	MIA	W 105-99	
4/9/18	OKC	@	MIA	W 115-93	
2017-18	Overall 2-0	Home 1-0	Road 1-0		
2/1/19	OKC	@	MIA	W 118-102	
3/18/19	OKC	vs	MIA	L 107-116	
2018-19	Overall 1-1	Home 0-1	Road 1-0		

## 2019-20 VS. HEAT (ALL TIMES CENTRAL)

1/17/20	Friday	at Oklahoma City	7:00 p.m.
3/23/20	Monday	at Miami	6:30 p.m.

## 2018-19 VS. HEAT

Date	Site	W/L	Score
2/1/19	Miami	W	118-102
3/18/19	OKC	L	107-116

## THUNDER VS. HEAT ALL-TIME

YEAR	TOTAL	YEAR	TOTAL
1988-89	4-0	2004-05	2-0
1989-90	2-0	2005-06	0-2
1990-91	2-0	2006-07	0-2
1991-92	1-1	2007-08	1-1
1992-93	1-1	2008-09	0-2
1993-94	1-1	2009-10	2-0
1994-95	2-0	2010-11	1-1
1995-96	2-0	2011-12	1-1
1996-97	2-0	2012-13	0-2
1997-98	2-0	2013-14	1-1
1998-99	Did Not Play	2014-15	2-0
1999-00	1-1	2015-16	1-1
2000-01	1-1	2016-17	2-0
2001-02	0-2	2017-18	2-0
2002-03	2-0	2018-19	1-1
2003-04	0-2	<b>Totals</b>	<b>39-23</b>



# MILWAUKEE BUCKS

FISERV FORUM  
600 First Avenue North  
Minneapolis, MN 55403 • 612-673-1600

Mike Budenholzer  
Head Coach



## DIRECTORY

**Owners:** Wes Edens, Marc Lasry, Jamie Dinan, Mike Fascitelli  
**General Manager:** Jon Horst  
**Head Coach:** Mike Budenholzer  
**Assistant Coaches:** Darvin Ham, Charles Lee, Ben Sullivan, Patrick St. Andrews, Joshua Longstaff, Vin Baker  
**Head Athletic Trainer:** Scott Faust  
**Senior Vice President of Communications:** Barry Baum  
**Vice President of Public Relations:** Dan Smyczek  
**Manager of Communications:** Hilary Dickinson  
**Public Relations Assistant:** Eric Kohlbeck

## 2019-20 vs. BUCKS (ALL TIMES CENTRAL)

11/10/19	Sunday	at Oklahoma City	6:00 p.m.
2/28/20	Friday	at Milwaukee	7:00 p.m.

## 2018-19 vs. BUCKS

Date	Site	W/L	Score
1/27/19	OKC	W	118-112
4/10/19	Milwaukee	W	127-116

## THUNDER VS. BUCKS ALL-TIME

YEAR	TOTAL	YEAR	TOTAL
1968-69	5-3	1993-94	2-0
1969-70	1-5	1994-95	2-0
1970-71	1-5	1995-96	2-0
1971-72	0-6	1996-97	1-1
1972-73	1-5	1997-98	1-1
1973-74	2-4	1998-99	0-1
1974-75	3-1	1999-00	1-1
1975-76	3-2	2000-01	2-0
1976-77	3-1	2001-02	2-0
1977-78	3-1	2002-03	1-1
1978-79	2-2	2003-04	1-1
1979-80	4-2	2004-05	1-1
1980-81	0-2	2005-06	1-1
1981-82	2-0	2006-07	1-1
1982-83	2-0	2007-08	1-1
1983-84	1-1	2008-09	0-2
1984-85	0-2	2009-10	1-1
1985-86	0-2	2010-11	1-1
1986-87	0-2	2011-12	1-0
1987-88	1-1	2012-13	1-1
1988-89	1-1	2013-14	2-0
1989-90	0-2	2014-15	1-1
1989-90	0-2	2015-16	2-0
1990-91	1-1	2016-17	1-1
1991-92	1-1	2017-18	1-1
1992-93	2-0	2018-19	2-0
		<b>Totals</b>	<b>72-69</b>

## GENERAL INFORMATION

**Home Court:** Fiserv Forum (17,500)  
**Radio:** WTMJ 620 AM, 103.3 FM  
**Ted Davis and Dennis Krause**  
**Television:** FOX Sports Wisconsin  
**Jim Paschke, Marques Johnson, Steve Novak and Zora Stephenson**  
**Team Colors:** Good Land Green, Cream City Cream, Great Lakes Blue

## LARGEST WINNING MARGIN

OKC:	40	4/3/98	at Vancouver	138-98
Memphis:	34	12/29/16	at Memphis	80-114

## CURRENT STREAKS VS. BUCKS

SITE	LAST WIN	SCORE	LAST LOSS	SCORE	STREAK
At home	1/27/19	118-112	12/29/17	95-97	Won 1
At Milwaukee	4/10/19	127-116	1/2/17	94-98	Won 2
Overall	4/10/19	127-116	12/29/17	95-97	Won 1

## ALL-TIME OKLAHOMA CITY VS. MILWAUKEE

DATE	OKC	vs	MIL	SCORE	STREAK
10/29/08	OKC	vs	MIL	L 87-98	
4/11/09	OKC	@	MIL	L 98-115	
2008-09	Overall 0-2	Home 0-1	Road 0-1		
11/27/09	OKC	@	MIL	W 108-90	
1/2/10	OKC	vs	MIL	L 97-103 (OT)	
2009-10	Overall 1-1	Home 1-0	Road 0-1		
11/20/10	OKC	@	MIL	W 82-81	
4/13/11	OKC	vs	MIL	L 106-110 (OT)	
2010-11	Overall 1-1	Home 0-1	Road 1-0		
4/9/12	OKC	@	MIL	W 109-89	
2011-12	Overall 1-0	Home 0-0	Road 1-0		
3/30/13	OKC	@	MIL	W 109-99	
4/17/13	OKC	vs	MIL	L 89-95	
2012-13	Overall 1-1	Home 0-1	Road 1-0		
11/16/13	OKC	@	MIL	W 92-79	
1/11/14	OKC	vs	MIL	W 101-85	
2013-14	Overall 2-0	Home 1-0	Road 1-0		
11/11/14	OKC	@	MIL	L 78-85	
12/9/14	OKC	vs	MIL	W 114-101	
2014-15	Overall 2-0	Home 1-0	Road 1-0		
12/29/15	OKC	vs	MIL	W 131-123	
3/6/16	OKC	@	MIL	W 104-96	
2015-16	Overall 2-0	Home 1-0	Road 1-0		
1/2/17	OKC	@	MIL	L 94-98	
4/4/17	OKC	vs	MIL	W 110-79	
2016-17	Overall 1-1	Home 0-1	Road 1-0		
10/31/17	OKC	@	MIL	W 110-91	
12/29/17	OKC	vs	MIL	L 95-97	
2017-18	Overall 1-1	Home 0-1	Road 1-0		
1/27/19	OKC	vs	MIL	W 118-112	
4/10/19	OKC	@	MIL	W 127-116	
2018-19	Overall 2-0	Home 1-0	Road 1-0		



# MINNESOTA TIMBERWOLVES

**TARGET CENTER**  
600 First Avenue North  
Minneapolis, MN 55403 • 612-673-1600

**Ryan Saunders**  
Head Coach



## DIRECTORY

**Owner:** Glen Taylor  
**President of Basketball Operations:** Gersson Rosas  
**Head Coach:** Ryan Saunders  
**Associate Head Coach:** David Vanterpool  
**Assistant Coaches:** Pablo Prigioni, Bryan Gates, Kevin Hanson, Kevin Burleson  
**Vice President of Player Health/Head Athletic Trainer:** Gregg Farnam  
**Senior Manager of Basketball Communications:** Aaron Seehusen  
**Basketball Communications & Publications Manager:** Dan Bell  
**Basketball Communications Manager:** Aaron Freeman  
**Basketball Communications Manager:** Sara Perez  
**Basketball Communications Coordinator:** Corrie Hemry

## GENERAL INFORMATION

**Home Court:** Target Center (19,356)  
**Radio:** WCCO-AM 830  
Alan Horton  
**Television:** Fox Sports North  
Dave Benz, Jim Peterson  
**Team Colors:** Midnight blue, aurora green, lake blue, moonlight grey and frost white

## LARGEST WINNING MARGIN

OKC:	37	2/14/96	at Seattle	130-93
	37	12/5/92	at Seattle	124-87
Minnesota:	42	1/7/09	at Minnesota	87-129

## CURRENT STREAKS VS. TIMBERWOLVES

SITE	LAST WIN	SCORE	LAST LOSS	SCORE	STREAK
At home	12/1/17	111-107	1/8/19	117-119	Lost 2
At Minnesota	4/7/19	132-126	1/10/18	88-104	Won 1
Overall	4/7/19	132-126	1/10/18	88-104	Won 1

## ALL-TIME OKLAHOMA CITY VS. MINNESOTA

11/2/08	OKC	vs	MIN	W 88-85
11/28/08	OKC	vs	MIN	L 103-105
1/7/09	OKC	@	MIN	L 87-129
3/22/09	OKC	@	MIN	W 97-90
2008-09 Overall 2-2 Home 1-1 Road 2-1				
1/20/10	OKC	@	MIN	W 94-92
2/21/10	OKC	@	MIN	W 109-107
2/26/10	OKC	vs	MIN	W 109-92
4/4/10	OKC	vs	MIN	W 116-108
2009-10 Overall 4-0 Home 2-0 Road 2-0				
11/22/10	OKC	vs	MIN	W 117-107
12/8/10	OKC	@	MIN	W 111-103
1/26/11	OKC	@	MIN	W 118-117 (OT)
3/25/11	OKC	vs	MIN	W 111-103
2010-11 Overall 4-0 Home 2-0 Road 2-0				
12/26/11	OKC	@	MIN	W 104-100
3/23/12	OKC	vs	MIN	W 149-140 (2OT)
4/14/12	OKC	@	MIN	W 115-110
2011-12 Overall 3-0 Home 1-0 Road 2-0				
12/20/12	OKC	@	MIN	L 93-99
1/9/13	OKC	vs	MIN	W 106-84
2/22/13	OKC	vs	MIN	W 127-111
3/29/13	OKC	@	MIN	L 93-101
2012-13 Overall 2-2 Home 2-0 Road 0-2				
11/1/13	OKC	@	MIN	L 81-100
12/1/13	OKC	vs	MIN	W 113-103
1/4/14	OKC	@	MIN	W 115-111
2/5/14	OKC	vs	MIN	W 106-97
2013-14 Overall 3-1 Home 2-0 Road 1-1				

## 2019-20 VS. TIMBERWOLVES (ALL TIMES CENTRAL)

12/6/19	Friday	at Oklahoma City	7:00 p.m.
1/13/20	Monday	at Minnesota	7:00 p.m.
1/25/20	Saturday	at Minnesota	7:00 p.m.
3/13/20	Friday	at Oklahoma City	7:00 p.m.

## 2018-19 VS. TIMBERWOLVES

Date	Site	W/L	Score
12/23/18	OKC	L	112-114
1/8/19	OKC	L	117-119
3/5/19	Minnesota	L	120-131
4/7/19	Minnesota	W	132-126

## THUNDER VS. TIMBERWOLVES ALL-TIME

YEAR	TOTAL	YEAR	TOTAL
1989-90	3-1	2005-06	2-2
1990-91	2-2	2006-07	3-1
1991-92	4-0	2007-08	3-1
1992-93	4-0	2008-09	2-2
1993-94	4-0	2009-10	4-0
1994-95	4-0	2010-11	4-0
1995-96	4-0	2011-12	3-0
1996-97	4-0	2012-13	2-2
1997-98	3-1	2013-14	3-1
1998-99	1-2	2014-15	4-0
1999-00	2-2	2015-16	3-1
2000-01	1-3	2016-17	3-1
2001-02	2-2	2017-18	1-3
2002-03	2-2	2018-19	1-3
2003-04	1-3	<b>Totals</b>	<b>77-29</b>
2004-05	3-1		



# NEW ORLEANS PELICANS

5800 Airline Drive  
Metairie, LA 70003 • 504-593-4700

**Alvin Gentry**  
Head Coach



## DIRECTORY

**Owner:** Gayle Benson  
**Executive Vice President of Basketball Operations:** David Griffin  
**General Manager:** Trajan Langdon  
**Head Coach:** Alvin Gentry  
**Assistant Coaches:** Jeff Bzdelik, Chris Finch, Fred Vinson, Jamelle McMillan, Michael Ruffin, Joe Boylan  
**Vice President of Player Care & Performance:** Aaron Nelson  
**Director of Basketball Communications:** Matt Ryan  
**Basketball Communications Manager:** Will McClaran  
**Basketball Communications & Broadcasting Coordinator:** Chris Trahan

## 2019-20 VS. PELICANS (ALL TIMES CENTRAL)

11/2/19	Saturday	at Oklahoma City	4:00 p.m.
11/29/19	Friday	at Oklahoma City	7:00 p.m.
12/1/19	Sunday	at New Orleans	4:00 p.m.
2/13/20	Thursday	at New Orleans	7:00 p.m.

## 2018-19 VS. PELICANS

Date	Site	W/L	Score
11/5/18	OKC	W	122-116
12/12/18	NOP	L	114-118
1/24/19	OKC	W	122-116
2/14/19	NOP	L	122-131

## THUNDER VS. PELICANS ALL-TIME

YEAR	TOTAL	YEAR	TOTAL
1988-89	1-1	2005-06	1-3
1989-90	4-0	2006-07	2-2
1990-91	2-0	2007-08	0-3
1991-92	1-1	2008-09	0-4
1992-93	1-1	2009-10	2-1
1993-94	2-0	2010-11	3-1
1994-95	0-2	2011-12	3-0
1995-96	2-0	2012-13	4-0
1996-97	0-2	2013-14	2-1
1997-98	1-1	2014-15	1-3
1998-99	Did Not Play	2015-16	2-1
1999-00	1-1	2016-17	4-0
2000-01	2-0	2017-18	1-2
2001-02	1-1	2018-19	2-2
2002-03	0-2	<b>Totals</b>	<b>50-35</b>
2003-04	2-0	vs. Charlotte	18-10
2004-05	3-0	vs. New Orleans	32-25

## GENERAL INFORMATION

**Home Court:** Smoothie King Center (16,867)  
**Radio:** ESPN New Orleans (100.3 FM)  
Todd Graffagnini, John DeShazier, Daniel Sallerson, Caroline Gonzalez  
**Television:** FOX Sports New Orleans  
Joel Myers, David Wesley, Jen Hale  
**Team Colors:** Navy Blue, Gold, Red

## LARGEST WINNING MARGIN

OKC:	40	11/7/89	at Seattle	128-88
New Orleans:	31	1/16/08	at New Orleans	92-123

## CURRENT STREAKS VS. PELICANS

SITE	LAST WIN	SCORE	LAST LOSS	SCORE	STREAK
At Home	1/24/19	122-116	2/2/18	100-114	Won 1
At New Orleans	4/1/18	109-104	2/14/19	122-131	Lost 2
Overall	1/24/19	122-116	2/14/19	122-131	Lost 1

## ALL-TIME OKLAHOMA CITY VS. NEW ORLEANS

11/21/08	OKC	vs	NOH	L 80-105
11/22/08	OKC	@	NOH	L 97-109
2/17/09	OKC	vs	NOH	L 98-100
3/7/09	OKC	@	NOH	L 90-108
2008-09 Overall 0-4 Home 0-2 Road 0-2				
1/6/10	OKC	vs	NOH	L 92-97
2/3/10	OKC	@	NOH	W 103-99
3/10/10	OKC	vs	NOH	W 98-83
2009-10 Overall 2-1 Home 1-1 Road 1-0				
11/29/10	OKC	vs	NOH	W 95-89
12/10/10	OKC	@	NOH	W 97-92
1/24/11	OKC	@	NOH	L 89-91
2/2/11	OKC	vs	NOH	W 104-93
2010-11 Overall 3-1 Home 2-0 Road 1-1				
1/11/12	OKC	@	NOH	W 95-85
1/25/12	OKC	vs	NOH	W 101-91
2/20/12	OKC	vs	NOH	W 101-93
2011-12 Overall 3-0 Home 2-0 Road 1-0				
11/16/12	OKC	@	NOH	W 110-95
12/1/12	OKC	@	NOH	W 100-79
12/12/12	OKC	vs	NOH	W 92-88
2/27/13	OKC	vs	NOH	W 119-74
2012-13 Overall 4-0 Home 2-0 Road 2-0				
12/6/13	OKC	@	NOP	W 109-95
4/11/14	OKC	vs	NOP	W 116-94
4/14/14	OKC	@	NOP	L 89-101
2013-14 Overall 2-1 Home 1-0 Road 1-1				
12/2/14	OKC	@	NOP	L 104-112
12/21/14	OKC	vs	NOP	L 99-101
2/4/15	OKC	@	NOP	W 102-91
2/6/15	OKC	vs	NOP	L 113-116
2014-15 Overall 1-3 Home 0-2 Road 1-1				
11/18/15	OKC	vs	NOP	W 110-103
2/11/16	OKC	vs	NOP	W 121-95
2/25/16	OKC	@	NOP	L 119-123
2015-16 Overall 2-1 Home 2-0 Road 0-1				
12/4/16	OKC	vs	NOP	W 101-92
12/21/16	OKC	@	NOP	W 121-110
1/25/17	OKC	@	NOP	W 114-105
2/26/17	OKC	vs	NOP	W 118-110
2016-17 Overall 4-0 Home 2-0 Road 2-0				
11/20/17	OKC	@	NOP	L 107-114
2/2/18	OKC	vs	NOP	L 100-114
4/1/18	OKC	@	NOP	W 109-14
2017-18 Overall 1-2 Home 0-1 Road 1-1				
11/5/18	OKC	vs	NOP	W 122-116
12/12/18	OKC	@	NOP	L 114-118
1/24/19	OKC	vs	NOP	W 122-116
2/14/19	OKC	@	NOP	L 122-131
2018-19 Overall 2-2 Home 2-0 Road 0-2				



# NEW YORK KNICKS

MADISON SQUARE GARDEN  
Two Pennsylvania Plaza  
New York, NY 10121 • 212-465-6471

David Fizdale  
Head Coach



## DIRECTORY

**Executive Chairman and CEO, The Madison Square Garden Company:** James L. Dolan  
**President, New York Knicks:** Steve Mills  
**General Manager:** Scott Perry  
**Head Coach:** David Fizdale  
**Assistant Coaches:** Keith Smart, Kaleb Canales, Jud Buechler, Pat Sullivan, Royal Ivey, Mike Miller  
**Head Athletic Trainer:** Roger Hinds  
**Vice President, Public Relations:** Dan Sabreen  
**Director, Media Relations:** Gregg Schwartz  
**Manager, Public Relations:** Derek Lapinski

## GENERAL INFORMATION

**Home Court:** Madison Square Garden (19,812)  
**Radio:** ESPN Radio (98.7 FM)  
Ed Cohen, Brendan Brown  
**Television:** MSG Network  
Mike Breen, Walt Frazier  
**Team Colors:** Orange, Blue, White

## LARGEST WINNING MARGIN

OKC: 29 12/25/13 at New York 123-94  
New York: 34 11/3/67 at Seattle 100-134

## CURRENT STREAKS VS. KNICKS

SITE	LAST WIN	SCORE	LAST LOSS	SCORE	STREAK
At Home	11/14/18	128-103	11/20/15	90-93	Won 3
At New York	1/21/19	127-109	12/16/17	96-111	Won 1
Overall	1/21/19	127-109	12/16/17	96-111	Won 2

## ALL-TIME OKLAHOMA CITY VS. NEW YORK

DATE	OKC	NYK	SCORE	DATE	OKC	NYK	SCORE
11/14/08	OKC	@	NYK	11/28/14	OKC	vs	NYK
1/6/09	OKC	vs	NYK	1/28/15	OKC	@	NYK
2008-09	Overall 1-1	Home 1-0	Road 0-1	2014-15	Overall 1-1	Home 1-0	Road 0-1
1/11/10	OKC	vs	NYK	11/20/15	OKC	vs	NYK
2/20/10	OKC	@	NYK	1/26/16	OKC	@	NYK
2009-10	Overall 2-0	Home 1-0	Road 1-0	2015-16	Overall 1-1	Home 0-1	Road 1-0
12/22/10	OKC	@	NYK	11/28/16	OKC	@	NYK
1/22/11	OKC	vs	NYK	2/15/17	OKC	vs	NYK
2010-11	Overall 1-1	Home 1-0	Road 0-1	2016-17	Overall 2-0	Home 1-0	Road 1-0
1/14/12	OKC	vs	NYK	10/19/17	OKC	vs	NYK
2011-12	Overall 1-0	Home 1-0	Road 0-0	12/16/17	OKC	@	NYK
3/7/13	OKC	@	NYK	2017-18	Overall 1-1	Home 1-0	Road 1-1
4/7/13	OKC	vs	NYK	11/14/18	OKC	vs	NYK
2012-13	Overall 1-1	Home 0-1	Road 1-0	1/21/19	OKC	@	NYK
12/25/13	OKC	@	NYK	2018-19	Overall 2-0	Home 1-0	Road 1-0
2/9/14	OKC	vs	NYK				
2013-14	Overall 2-0	Home 1-0	Road 1-0				

## 2019-20 VS. KNICKS (ALL TIMES CENTRAL)

DATE	DAY	LOCATION	TIME
3/6/20	Friday	at New York	6:30 p.m.
4/10/20	Friday	at Oklahoma City	7:00 p.m.

## 2018-19 VS. KNICKS

DATE	SITE	W/L	SCORE
11/14/18	OKC	W	128-103
1/21/19	New York	W	127-109

## THUNDER VS. KNICKS ALL-TIME

YEAR	TOTAL	YEAR	TOTAL
1967-68	3-4	1992-93	1-1
1968-69	0-6	1993-94	1-1
1969-70	2-4	1994-95	2-0
1970-71	3-2	1995-96	1-1
1971-72	2-3	1996-97	2-0
1972-73	0-4	1997-98	1-1
1973-74	0-4	1998-99	Did Not Play
1974-75	2-2	1999-00	0-2
1975-76	4-0	2000-01	1-1
1976-77	2-1	2004-05	2-0
1977-78	1-2	2005-06	0-2
1978-79	2-2	2006-07	1-1
1979-80	2-0	2007-08	2-0
1980-81	0-2	2008-09	1-1
1981-82	2-0	2009-10	2-0
1982-83	1-1	2010-11	1-1
1983-84	1-1	2011-12	1-0
1984-85	0-2	2012-13	1-1
1985-86	1-1	2013-14	2-0
1986-87	2-0	2014-15	1-1
1987-88	2-0	2015-16	1-1
1988-89	1-1	2016-17	2-0
1989-90	1-1	2017-18	1-1
1990-91	1-1	2018-19	2-0
1991-92	0-2	Totals	66-66



# ORLANDO MAGIC

AMWAY CENTER  
8701 Maitland Summit Blvd.  
Orlando, FL 32810 • 407-916-2400

Steve Clifford  
Head Coach



## DIRECTORY

**Chairman/Governor:** Dan DeVos  
**President of Basketball Operations:** Jeff Weltman  
**General Manager:** John Hammond  
**Head Coach:** Steve Clifford  
**Assistant Coaches:** Mike Batiste, Tyrone Corbin, Pat Delaney, Steve Hetzel, Bruce Kreutzer  
**Head Athletic Trainer:** Ernest Eugene  
**Chief Communications Officer:** Joel Glass  
**Sr. Director of Communications:** George Galante  
**Director of Public Relations:** Trish Wingerson  
**Communications Manager:** Brooke Brumbelow

## GENERAL INFORMATION

**Home Court:** Amway Center (18,846)  
**Radio:** FM 96.9 The Game  
Dennis Neumann, Richie Aduabo  
**Spanish Radio:** Salsa 98.1 FM (WNUE-FM)  
Joey Colon  
**Television:** FOX Sports Florida  
David Steele, Jeff Turner, Dante Marchitelli  
**Team Colors:** Blue, Silver, and Black

## LARGEST WINNING MARGIN

OKC: 40 12/17/94 at Seattle 124-84  
Orlando: 31 2/18/94 at Orlando 93-124

## CURRENT STREAKS VS. MAGIC

SITE	LAST WIN	SCORE	LAST LOSS	SCORE	STREAK
At Home	2/5/19	132-122	11/13/16	117-119	Won 2
At Orlando	1/29/19	126-117	11/29/17	108-121	Won 1
Overall	2/5/19	132-122	11/29/17	108-121	Won 3

## ALL-TIME OKLAHOMA CITY VS. ORLANDO

DATE	OKC	ORL	SCORE	DATE	OKC	ORL	SCORE
11/12/08	OKC	vs	ORL	10/30/15	OKC	@	ORL
12/5/08	OKC	@	ORL	2/3/16	OKC	vs	ORL
2008-09	Overall 0-2	Home 0-1	Road 0-1	2015-16	Overall 2-0	Home 1-0	Road 1-0
11/8/09	OKC	vs	ORL	11/13/16	OKC	vs	ORL
11/18/09	OKC	@	ORL	3/29/17	OKC	@	ORL
2009-10	Overall 1-1	Home 1-0	Road 0-1	2016-17	Overall 1-1	Home 0-1	Road 1-0
1/13/11	OKC	vs	ORL	11/29/17	OKC	@	ORL
2/25/11	OKC	@	ORL	2/26/18	OKC	vs	ORL
2010-11	Overall 2-0	Home 1-0	Road 0-1	2017-18	Overall 1-1	Home 1-0	Road 0-1
12/25/11	OKC	vs	ORL	1/29/19	OKC	@	ORL
3/1/12	OKC	@	ORL	2/5/19	OKC	vs	ORL
2011-12	Overall 2-0	Home 1-0	Road 1-0	2018-19	Overall 2-0	Home 1-0	Road 1-0
3/15/13	OKC	vs	ORL				
3/22/13	OKC	@	ORL				
2012-13	Overall 2-0	Home 1-0	Road 1-0				
12/15/13	OKC	vs	ORL				
2/7/14	OKC	@	ORL				
2013-14	Overall 2-0	Home 1-0	Road 0-1				
1/18/15	OKC	@	ORL				
2/2/15	OKC	vs	ORL				
2014-15	Overall 2-0	Home 1-0	Road 1-0				



# PHILADELPHIA 76ERS

WELLS FARGO CENTER  
3601 South Broad Street  
Philadelphia, PA 19148 • 215-339-7666

Brett Brown  
Head Coach



## DIRECTORY

**Managing Partner:** Josh Harris  
**Co-Managing Partner:** David Blitzer  
**General Manager:** Elton Brand  
**Head Coach:** Brett Brown  
**Assistant Coaches:** Joseph Blair, John Bryant, Ime Udoka, Kevin Young  
**Head Athletic Trainer:** Kevin Johnson  
**Sr. VP, Communications:** Dave Sholler  
**Sr. Director, Public Relations:** Patrick Rees  
**Manager, Media Relations:** Robert King  
**Communications Coordinator:** Zack Neiner

## GENERAL INFORMATION

**Home Court:** Wells Fargo Center (20,328)  
**Radio:** The Fanatic (95.7 FM)  
Tom McGinnis  
**Television:** NBC Sports Philadelphia  
Mark Zumoff, Alaa Abdelnaby, Serena Winters  
**Team Colors:** Red, White, Blue

## LARGEST WINNING MARGIN

OKC: 56 3/6/93 at Seattle 149-93  
Philadelphia: 38 12/20/67 at Seattle 122-160

## CURRENT STREAKS VS. 76ERS

SITE	LAST WIN	SCORE	LAST LOSS	SCORE	STREAK
At Home	1/28/18	122-112	2/28/19	104-108	Lost 1
At Philadelphia	1/19/19	117-115	11/15/08	85-110	Won 10
Overall	1/28/18	122-112	2/28/19	104-108	Lost 1

## ALL-TIME OKLAHOMA CITY VS. PHILADELPHIA

11/15/08 OKC @ PHI L 85-110	12/5/14 OKC @ PHI W 103-91
3/8/09 OKC vs PHI W 89-74	3/4/15 OKC vs PHI W 123-118 (OT)
2008-09 Overall 2-0 Home 1-0 Road 1-0	2014-15 Overall 2-0 Home 1-0 Road 1-0
12/2/09 OKC @ PHI W 117-106	11/13/15 OKC vs PHI W 102-85
3/30/10 OKC vs PHI W 111-93	3/18/16 OKC @ PHI W 111-97
2009-10 Overall 2-0 Home 1-0 Road 1-0	2015-16 Overall 2-0 Home 1-0 Road 1-0
11/10/10 OKC vs PHI W 109-103	10/26/16 OKC @ PHI W 103-97
3/9/11 OKC @ PHI W 110-105 (OT)	3/22/17 OKC vs PHI W 122-97
2010-11 Overall 2-0 Home 1-0 Road 1-0	2016-17 Overall 2-0 Home 1-0 Road 1-0
2/29/12 OKC @ PHI W 92-88	12/15/17 OKC @ PHI W 119-117 (3OT)
2011-12 Overall 2-0 Home 1-0 Road 1-0	1/28/18 OKC vs PHI W 122-112
11/24/12 OKC @ PHI W 116-109 (OT)	2017-18 Overall 2-0 Home 1-0 Road 1-0
1/4/13 OKC vs PHI W 109-85	1/19/19 OKC @ PHI W 117-105
2012-13 Overall 2-0 Home 1-0 Road 1-0	2/28/19 OKC vs PHI L 104-108
1/25/14 OKC @ PHI W 103-91	2018-19 Overall 1-1 Home 0-1 Road 1-0
3/4/14 OKC vs PHI W 125-92	
2013-14 Overall 2-0 Home 1-0 Road 1-0	

## 2019-20 VS. 76ERS (ALL TIMES CENTRAL)

11/15/19 Friday at Oklahoma City 7:00 p.m.  
1/6/20 Monday at Philadelphia 6:00 p.m.

## 2018-19 VS. 76ERS

Date	Site	W/L	Score
1/19/19	PHI	W	117-115
2/28/19	OKC	L	104-108

## THUNDER VS. 76ERS ALL-TIME

YEAR	TOTAL	YEAR	TOTAL
1967-68	0-7	1994-95	2-0
1968-69	0-6	1995-96	2-0
1969-70	6-0	1996-97	2-0
1970-71	2-3	1997-98	2-0
1971-72	1-4	1998-99	1-0
1972-73	3-1	1999-00	0-2
1973-74	4-0	2000-01	1-1
1974-75	2-2	2001-02	1-1
1975-76	2-2	2002-03	1-1
1976-77	2-2	2003-04	1-1
1977-78	1-3	2004-05	1-1
1978-79	3-1	2005-06	1-1
1979-80	1-1	2006-07	0-2
1980-81	0-2	2007-08	0-2
1981-82	0-2	2008-09	1-1
1982-83	0-2	2009-10	2-0
1983-84	1-1	2010-11	2-0
1984-85	0-2	2011-12	1-0
1985-86	1-1	2012-13	2-0
1986-87	0-2	2013-14	2-0
1987-88	1-1	2014-15	2-0
1988-89	1-1	2015-16	2-0
1989-90	1-1	2016-17	2-0
1990-91	1-1	2017-18	2-0
1991-92	0-2	2018-19	1-1
1992-93	1-1	Totals	70-65
1993-94	2-0		



# PHOENIX SUNS

201 E. Jefferson Street  
Phoenix, AZ 85004 • 602-379-7900

Monty Williams  
Head Coach



## DIRECTORY

**Managing Partner:** Robert Sarver  
**President:** Jason Rowley  
**General Manager:** James Jones  
**Head Coach:** Monty Williams  
**Assistant Coaches:** Willie Green, Darko Rajakovic, Mark Bryant, Randy Ayers, Larry Greer, Steve Blake  
**Director, Medical Services/Head Athletic Trainer:** David Crewe  
**Vice President, Basketball Communications:** Julie Fie  
**Sr. Manager, Basketball Communications:** Cole Mickelson  
**Manager, Basketball Communications:** DC Headley  
**Assistant to VP of Basketball Communications:** Palmer Black

## GENERAL INFORMATION

**Home Court:** Talking Stick Resort Arena (18,055)  
**Radio:** Arizona Sports 98.7 FM  
Al McCoy, Tim Kempton, Jon Bloom  
**Spanish Radio:** KSUN 1400 AM  
Arturo Ochoa, Jorge Moreno  
**Television:** FOX Sports Arizona  
Kevin Ray, Eddie Johnson, Ann Meyers Drysdale, Lindsey Smith  
**Team Colors:** Purple, Orange, Black, Gray, Yellow

## LARGEST WINNING MARGIN

OKC: 44 4/2/88 at Seattle 151-107  
Phoenix: 30 12/25/71 at Phoenix 86-116

## CURRENT STREAKS VS. SUNS

SITE	LAST WIN	SCORE	LAST LOSS	SCORE	STREAK
At Home	11/12/18	118-101	12/19/10	110-113	Won 14
At Phoenix	12/28/18	118-102	4/7/17	99-120	Won 3
Overall	12/28/18	118-102	4/7/17	99-120	Won 6

## ALL-TIME OKLAHOMA CITY VS. PHOENIX

11/25/08 OKC vs PHO L 98-99	12/14/14 OKC vs PHO W 112-88
12/29/08 OKC vs PHO L 102-110	12/31/14 OKC vs PHO W 137-134 (OT)
2/20/09 OKC @ PHO L 118-140	2/26/15 OKC @ PHO L 113-117 (OT)
3/14/09 OKC @ PHO L 95-106	3/29/15 OKC @ PHO W 109-97
2008-09 Overall 0-4 Home 0-2 Road 0-2	2014-15 Overall 3-1 Home 2-0 Road 1-1
12/23/09 OKC @ PHO W 117-113	11/8/15 OKC vs PHO W 124-103
2/23/10 OKC vs PHO L 102-104	12/31/15 OKC vs PHO W 110-106
4/9/10 OKC vs PHO W 96-91	2/8/16 OKC @ PHO W 122-106
2010-11 Overall 2-1 Home 1-1 Road 0-1	2015-16 Overall 3-0 Home 2-0 Road 1-0
12/19/10 OKC vs PHO L 110-113	10/28/16 OKC vs PHO W 113-110
2/4/11 OKC @ PHO W 111-107	12/17/16 OKC vs PHO W 114-101
3/6/11 OKC vs PHO W 122-118 (OT)	3/3/17 OKC @ PHO L 111-118
3/30/11 OKC @ PHO W 116-98	4/7/17 OKC @ PHO L 99-120
2011-12 Overall 3-1 Home 1-1 Road 2-0	2016-17 Overall 2-2 Home 2-0 Road 0-2
12/31/11 OKC vs PHO W 107-97	1/7/18 OKC @ PHO L 100-114
3/7/12 OKC vs PHO W 115-104	3/2/18 OKC @ PHO W 124-116
4/18/12 OKC @ PHO W 109-97	3/8/18 OKC vs PHO W 115-87
2012-13 Overall 3-0 Home 2-0 Road 1-0	2017-18 Overall 2-1 Home 1-0 Road 1-1
12/31/12 OKC vs PHO W 114-96	10/28/18 OKC vs PHO W 117-110
1/14/13 OKC @ PHO W 102-90	11/12/18 OKC vs PHO W 118-101
2/8/13 OKC vs PHO W 127-96	11/17/18 OKC @ PHO W 110-100
2/10/13 OKC @ PHO W 97-69	12/28/18 OKC @ PHO W 118-102
2013-14 Overall 4-0 Home 2-0 Road 2-0	2018-19 Overall 4-0 Home 2-0 Road 2-0
11/3/13 OKC vs PHO W 103-96	
3/6/14 OKC @ PHO L 122-128	
4/6/14 OKC @ PHO L 115-122	
2013-14 Overall 1-2 Home 1-0 Road 0-2	



# PORTLAND TRAIL BLAZERS

One Center Court, Suite 200  
Portland, OR 97227 • 503-234-9291

**Terry Stotts**  
Head Coach



## DIRECTORY

**Owner:** Paul G. Allen Trust  
**President of Basketball Operations:** Neil Olshey  
**Head Coach:** Terry Stotts  
**Assistant Coaches:** Nate Tibbetts, Dale Osbourne, Jim Moran, John McCullough, Jannero Pargo  
**Head Athletic Trainer:** Geoff Clark  
**Vice President of Basketball Communications:** Jim Taylor  
**Basketball Communications Director:** Collin Romer

## 2019-20 VS. TRAIL BLAZERS (ALL TIMES CENTRAL)

10/30/19	Wednesday	at Oklahoma City	7:00 p.m.
11/27/19	Wednesday	at Portland	9:00 p.m.
12/8/19	Sunday	at Portland	8:00 p.m.
1/18/20	Saturday	at Oklahoma City	8:00 p.m.

## 2018-19 VS. TRAIL BLAZERS

Date	Site	W/L	Score
1/4/19	Portland	W	111-109
1/22/19	OKC	W	123-114
2/11/19	OKC	W	120-111
3/7/19	Portland	W	129-121 (OT)

## THUNDER VS. TRAIL BLAZERS ALL-TIME

YEAR	TOTAL	YEAR	TOTAL
1970-71	4-2	1995-96	3-1
1971-72	6-0	1996-97	3-1
1972-73	4-3	1997-98	4-0
1973-74	3-3	1998-99	2-2
1974-75	6-2	1999-00	0-4
1975-76	3-3	2000-01	2-2
1976-77	1-3	2001-02	1-3
1977-78	1-3	2002-03	0-4
1978-79	3-1	2003-04	2-2
1979-80	5-1	2004-05	3-1
1980-81	2-4	2005-06	3-1
1981-82	3-3	2006-07	2-2
1982-83	3-3	2007-08	2-2
1983-84	2-4	2008-09	1-3
1984-85	2-4	2009-10	1-3
1985-86	1-5	2010-11	3-1
1986-87	2-4	2011-12	3-1
1987-88	3-3	2012-13	4-0
1988-89	4-2	2013-14	2-2
1989-90	2-3	2014-15	1-3
1990-91	0-4	2015-16	2-2
1991-92	1-4	2016-17	1-3
1992-93	3-2	2017-18	0-4
1993-94	4-1	2018-19	4-0
1994-95	3-2	<b>Totals</b>	<b>120-116</b>

## GENERAL INFORMATION

**Home Court:** Moda Center (19,441)  
**Radio:** Rip City Radio 620 AM  
**Travis Demers,** Michael Holton (home only)  
**Television:** NBC Sports Northwest  
Kevin Calabro, Lamar Hurd, Brooke Olzendamp  
**Team Colors:** Scarlet, Black, White

## LARGEST WINNING MARGIN

OKC:	39	4/2/06	at Seattle	122-83
Portland:	35	4/28/99	at Portland	84-119

## CURRENT STREAKS VS. TRAIL BLAZERS

SITE	LAST WIN	SCORE	LAST LOSS	SCORE	STREAK
At Home	2/11/19	120-111	3/25/18	105-108	Won 2
At Portland	3/7/19	129-121 (OT)	3/3/18	100-108	Won 2
Overall	3/7/19	129-121 (OT)	3/3/18	100-108	Won 4

## ALL-TIME OKLAHOMA CITY VS. PORTLAND

2/6/09	OKC	vs	POR	W 102-93
2/11/09	OKC	@	POR	L 92-106
4/3/09	OKC	vs	POR	L 72-107
4/13/09	OKC	@	POR	L 83-113
2008-09 Overall 1-3 Home 1-1 Road 0-2				
11/1/09	OKC	vs	POR	L 74-83
2/9/10	OKC	@	POR	W 89-77
3/28/10	OKC	vs	POR	L 87-92
4/12/10	OKC	@	POR	L 95-103
2009-10 Overall 1-3 Home 0-2 Road 1-1				
11/4/10	OKC	@	POR	W 107-106 (OT)
11/12/10	OKC	vs	POR	W 110-108
3/27/11	OKC	vs	POR	W 99-90
4/1/11	OKC	@	POR	L 91-98
2010-11 Overall 3-1 Home 2-0 Road 1-1				
1/3/12	OKC	vs	POR	L 93-103
2/6/12	OKC	@	POR	W 111-107 (OT)
3/18/12	OKC	vs	POR	W 111-95
3/27/12	OKC	@	POR	W 109-95
2011-12 Overall 3-1 Home 1-1 Road 2-0				
11/2/12	OKC	vs	POR	W 106-92
1/13/13	OKC	@	POR	W 87-83
3/24/13	OKC	vs	POR	W 103-83
4/12/13	OKC	@	POR	W 106-90
2012-13 Overall 4-0 Home 2-0 Road 2-0				
12/4/13	OKC	@	POR	L 104-111
12/31/13	OKC	vs	POR	L 94-98
1/21/14	OKC	vs	POR	W 105-97
2/11/14	OKC	@	POR	W 98-95
2013-14 Overall 2-2 Home 1-1 Road 1-1				
10/29/14	OKC	@	POR	L 89-106
12/23/14	OKC	vs	POR	L 111-115 (OT)
2/27/15	OKC	@	POR	L 112-115
4/13/15	OKC	vs	POR	W 101-90
2014-15 Overall 1-3 Home 1-1 Road 0-2				
12/16/2015	OKC	vs	POR	W 106-90
1/10/2016	OKC	@	POR	L 110-115
3/14/2016	OKC	vs	POR	W 128-94
4/6/2016	OKC	@	POR	L 115-120
2015-16 Overall 2-2 Home 2-0 Road 0-2				
12/13/16	OKC	@	POR	L 95-114
2/5/17	OKC	vs	POR	W 105-99
3/2/17	OKC	@	POR	L 109-114
3/7/17	OKC	vs	POR	L 121-126
2016-17 Overall 1-3 Home 1-1 Road 0-2				
11/5/17	OKC	@	POR	L 99-103
1/9/18	OKC	vs	POR	L 106-117
3/18/18	OKC	@	POR	L 100-108
3/25/18	OKC	vs	POR	L 105-108
2017-18 Overall 0-4 Home 0-2 Road 0-2				
1/4/19	OKC	@	POR	W 111-109
1/22/19	OKC	vs	POR	W 123-114
2/11/19	OKC	vs	POR	W 120-111
3/7/19	OKC	@	POR	W 129-121 (OT)
2018-19 Overall 4-0 Home 2-0 Road 2-0				



# SACRAMENTO KINGS

GOLDEN 1 CENTER  
One Sports Parkway  
Sacramento, CA 95834 • 916-928-0000

**Luke Walton**  
Head Coach



## DIRECTORY

**Ownership:** Vivek Ranadive  
**General Manager:** Vlad Divac  
**Head Coach:** Luke Walton  
**Assistant Coaches:** Igor Kokoskov, Bob Beyer, Jesse Mermuys, Roy Rana  
**Head Athletic Trainer:** Joe Resendez  
**Senior Vice President, Communications:** Joelle Terry  
**Director, Media Relations:** Alexander Sigua  
**Media Relations Manager:** Rahsaan Gethers

## 2019-20 VS. KINGS (ALL TIMES CENTRAL)

12/11/19	Wednesday	at Sacramento	9:00 p.m.
1/29/20	Wednesday	at Sacramento	9:00 p.m.
2/27/20	Thursday	at Oklahoma City	7:00 p.m.

## 2018-19 VS. KINGS

Date	Site	W/L	Score
10/21/18	OKC	L	120-131
11/19/18	SAC	L	113-117
12/19/18	SAC	W	132-113
2/23/19	OKC	L	116-119

## THUNDER VS. KINGS ALL-TIME

YEAR	TOTAL	YEAR	TOTAL
1967-68	1-6	1997-98	3-1
1968-69	3-3	1998-99	2-2
1969-70	2-4	1999-00	2-2
1973-74	4-2	2000-01	2-2
1974-75	3-1	2001-02	2-2
1975-76	3-2	2002-03	1-3
1976-77	3-1	2003-04	1-3
1977-78	3-1	2004-05	3-1
1978-79	2-2	2005-06	1-3
1979-80	3-3	2006-07	1-2
1980-81	3-2	2007-08	1-3
1981-82	3-2	2008-09	2-1
1982-83	4-1	2009-10	3-1
1983-84	4-1	2010-11	4-0
1984-85	2-3	2011-12	3-1
1985-86	0-5	2012-13	3-0
1986-87	3-2	2013-14	4-0
1987-88	4-1	2014-15	3-1
1988-89	5-1	2015-16	2-2
1989-90	2-2	2016-17	3-1
1990-91	4-1	2017-18	3-1
1991-92	4-1	2018-19	1-3
1992-93	4-1	<b>Totals</b>	<b>146-89</b>
1993-94	5-0	vs. Cincinnati	18-11
1994-95	2-3	vs. K.C./Omaha	39-25
1995-96	4-0	vs. Sacramento	89-53
1996-97	3-1		

## GENERAL INFORMATION

**Home Court:** Golden 1 Center (17,583)  
**Radio:** KHTK 1140 (1140 AM)  
**Gary Gerould**  
**Television:** NBC Sports California:  
Grant Napear, Doug Christie, Kayte Christensen-Hunter  
**Team Colors:** Black, Silver, White

## LARGEST WINNING MARGIN

OKC:	35	12/20/90	at SAC	110-75
Sacramento:	33	2/18/00	at SAC	85-118

## CURRENT STREAKS VS. KINGS

SITE	LAST WIN	SCORE	LAST LOSS	SCORE	STREAK
At Home	3/12/18	106-101	2/23/19	116-119	Lost 2
At Sacramento	12/19/18	132-113	11/19/18	113-117	Lost 1
Overall	12/19/18	132-113	2/23/19	116-119	Lost 1

## ALL-TIME OKLAHOMA CITY VS. SACRAMENTO

2/1/09	OKC	@	SAC	L 118-122 (OT)
2/8/09	OKC	vs	SAC	W 116-113
3/10/09	OKC	@	SAC	W 99-98
2008-09 Overall 2-1 Home 1-0 Road 1-1				
10/28/09	OKC	vs	SAC	W 102-89
11/10/09	OKC	@	SAC	L 98-101
3/2/10	OKC	vs	SAC	W 113-107
3/7/10	OKC	@	SAC	W 108-102
2009-10 Overall 3-1 Home 2-0 Road 1-1				
12/17/10	OKC	vs	SAC	W 102-87
2/12/11	OKC	@	SAC	W 99-97
2/15/11	OKC	vs	SAC	W 126-96
4/11/11	OKC	@	SAC	W 120-112
2010-11 Overall 4-0 Home 2-0 Road 2-0				
2/9/12	OKC	@	SAC	L 101-106
4/13/12	OKC	vs	SAC	W 115-89
4/20/12	OKC	@	SAC	W 103-92
4/24/12	OKC	vs	SAC	W 118-110
2011-12 Overall 3-1 Home 2-0 Road 1-1				
12/14/12	OKC	vs	SAC	W 113-103
1/25/13	OKC	@	SAC	W 105-95
4/15/13	OKC	vs	SAC	W 104-95
2012-13 Overall 3-0 Home 2-0 Road 1-0				
12/3/13	OKC	@	SAC	W 97-95
1/19/14	OKC	vs	SAC	W 108-93
3/28/14	OKC	vs	SAC	W 94-81
4/8/14	OKC	@	SAC	W 107-92
2013-14 Overall 4-0 Home 2-0 Road 2-0				
11/9/14	OKC	vs	SAC	W 101-93
12/16/14	OKC	@	SAC	W 104-92
1/7/15	OKC	@	SAC	L 83-104
4/10/15	OKC	vs	SAC	W 116-103
2014-15 Overall 3-1 Home 2-0 Road 1-1				
12/6/15	OKC	vs	SAC	W 98-95
1/4/16	OKC	vs	SAC	L 104-116
2/29/16	OKC	@	SAC	W 131-116
4/9/16	OKC	@	SAC	L 112-114
2015-16 Overall 2-2 Home 1-1 Road 1-1				
11/23/16	OKC	@	SAC	L 101-116
1/15/17	OKC	@	SAC	W 122-118
3/18/17	OKC	vs	SAC	W 110-94
2016-17 Overall 2-1 Home 1-0 Road 1-1				
11/7/17	OKC	@	SAC	L 86-94
1/15/18	OKC	vs	SAC	W 95-88
2/22/18	OKC	@	SAC	W 110-107
3/12/18	OKC	vs	SAC	W 106-101
2017-18 Overall 3-1 Home 2-0 Road 1-1				
10/21/18	OKC	vs	SAC	L 120-131
11/19/18	OKC	@	SAC	L 113-117
12/19/18	OKC	@	SAC	W 132-113
2/23/19	OKC	vs	SAC	L 116-119
2018-19 Overall 1-3 Home 0-2 Road 1-1				



# SAN ANTONIO SPURS

AT&T CENTER  
One AT&T Center  
San Antonio, TX 78219 • 210-444-5500

Gregg Popovich  
Head Coach



## DIRECTORY

**Chairman:** Peter J. Holt  
**President & CEO:** R.C. Buford  
**President of Basketball Operations/Head Coach:** Gregg Popovich  
**General Manager:** Brian Wright  
**Assistant Coaches:** Becky Hammon, Will Hardy, Tim Duncan, Chip Engelland, Mitch Johnson  
**Head Athletic Trainer:** Will Sevensen  
**Senior Director, Basketball Communications:** Tom James  
**Basketball Communications Manager:** Kris Davis  
**Basketball Communications Coordinator:** Jordan Howenstine

## GENERAL INFORMATION

**Home Court:** AT&T Center (18,354)  
**Radio:** WOAI (1200 AM)  
Bill Schoening  
**Spanish Radio:** KXTN (107.5 FM)  
Paul Castro  
**Television:** KENS, KMYS, FOX Sports Southwest  
Bill Land, Sean Elliott, Dan Weiss and Matt Bonner  
**Team Colors:** Silver, Black, White

## LARGEST WINNING MARGIN

OKC: 38 4/18/01 at Seattle 105-67  
San Antonio: 41 3/25/07 at Seattle 79-120

## CURRENT STREAKS VS. SPURS

SITE	LAST WIN	SCORE	LAST LOSS	SCORE	STREAK
At Home	1/12/19	122-112	3/31/17	95-100	Won 3
At San Antonio	12/25/14	114-106	3/2/19	102-116	Lost 8
Overall	1/12/19	122-112	3/2/19	102-116	Lost 1

## ALL-TIME OKLAHOMA CITY VS. SAN ANTONIO

12/14/08	OKC	@	SAS	L 104-109
3/16/09	OKC	vs	SAS	W 78-76
3/31/09	OKC	@	SAS	W 96-95
4/7/09	OKC	vs	SAS	L 89-99
2008-09 Overall 2-2 Home 1-1 Road 1-1				
11/14/09	OKC	@	SAS	W 101-98
1/13/10	OKC	vs	SAS	L 108-109 (OT)
2/24/10	OKC	@	SAS	L 87-95
3/22/10	OKC	vs	SAS	L 96-99
2009-10 Overall 1-3 Home 0-2 Road 1-1				
11/14/10	OKC	vs	SAS	L 104-117
1/1/11	OKC	@	SAS	L 74-101
2/23/11	OKC	@	SAS	L 105-109
2010-11 Overall 0-3 Home 0-1 Road 0-2				
1/8/12	OKC	vs	SAS	W 108-96
2/4/12	OKC	@	SAS	L 96-107
3/16/12	OKC	vs	SAS	L 105-114
2011-12 Overall 1-2 Home 1-1 Road 0-1				
11/1/12	OKC	@	SAS	L 84-86
12/17/12	OKC	vs	SAS	W 107-93
3/11/13	OKC	@	SAS	L 93-105
4/4/13	OKC	vs	SAS	W 100-88
2012-13 Overall 2-2 Home 2-0 Road 0-2				
11/27/13	OKC	vs	SAS	W 94-88
12/21/13	OKC	@	SAS	W 113-100
1/22/14	OKC	@	SAS	W 111-105
4/3/14	OKC	vs	SAS	W 106-94
2013-14 Overall 4-0 Home 2-0 Road 2-0				

## 2019-20 VS. SPURS (ALL TIMES CENTRAL)

11/7/19	Thursday	at San Antonio	7:30 p.m.
1/2/20	Thursday	at San Antonio	7:30 p.m.
2/11/20	Tuesday	at Oklahoma City	7:00 p.m.
2/23/20	Sunday	at Oklahoma City	6:00 p.m.

## 2018-19 VS. SPURS

Date	Site	W/L	Score
1/10/19	SAS	L	147-154 (2OT)
1/12/19	OKC	W	122-112
3/2/19	SAS	L	102-116

## THUNDER VS. SPURS ALL-TIME

YEAR	TOTAL	YEAR	TOTAL
1976-77	1-3	1998-99	1-2
1977-78	2-2	1999-00	2-2
1978-79	2-2	2000-01	1-3
1979-80	1-1	2001-02	2-2
1980-81	2-3	2002-03	1-3
1981-82	1-4	2003-04	0-4
1982-83	4-1	2004-05	2-2
1983-84	3-2	2005-06	1-2
1984-85	1-4	2006-07	0-4
1985-86	3-2	2007-08	1-2
1986-87	4-1	2008-09	2-2
1987-88	2-3	2009-10	1-3
1988-89	4-0	2010-11	0-3
1989-90	1-3	2011-12	1-2
1990-91	1-3	2012-13	2-2
1991-92	1-3	2013-14	4-0
1992-93	1-3	2014-15	1-2
1993-94	4-0	2015-16	2-2
1994-95	2-2	2016-17	1-2
1995-96	2-2	2017-18	2-2
1996-97	4-0	2018-19	1-2
1997-98	2-2	Totals	76-94



# TORONTO RAPTORS

OVO ATHLETIC CENTRE  
30 British Columbia Road  
Toronto, Ontario, Canada M6K 3C3

Nick Nurse  
Head Coach



## DIRECTORY

**Chairman of the Board & Chairman, NBA Board of Governors:** Lawrence M. Tanenbaum, O.C.  
**President:** Masai Ujiri  
**General Manager:** Bobby Webster  
**Head Coach:** Nick Nurse  
**Assistant Coaches:** Adrian Griffin, Sergio Scariolo, Nate Bjorken, Patrick Mutombo, Jim Sann, Jon Goodwillie, Brittini Donaldson  
**Assistant Coach/Director of Sports Science:** Alex McKechnie  
**Head Athletic Trainer:** Scott McCullough  
**Director, Communications:** Jennifer Quinn  
**Senior Manager, Basketball Communications:** Roven Yau  
**Manager, Communications:** Phil Summers  
**Coordinator, Communications:** Emma Marshall, Tasala Tahir

## GENERAL INFORMATION

**Home Court:** Air Canada Centre (19,800)  
**Radio:** TSN Radio 1050, Sportsnet 590 The FAN  
Paul Jones, Eric Smith, Jack Armstrong, Sherman Hamilton  
**Television:** TSN, Sportsnet  
Matt Devlin, Leo Rautins, Jack Armstrong  
**Team Colors:** Red, Black, Silver,

## LARGEST WINNING MARGIN

OKC: 44 1/15/97 at Seattle 122-78  
Toronto: 17 1/23/00 at Toronto 77-94

## CURRENT STREAKS VS. RAPTORS

SITE	LAST WIN	SCORE	LAST LOSS	SCORE	STREAK
At Home	12/27/17	124-107	3/22/19	116-109	Lost 1
At Toronto	3/22/19	116-109	11/4/14	88-100	Won 2
Overall	3/22/19	116-109	3/22/19	116-109	Won 1

## ALL-TIME OKLAHOMA CITY VS. TORONTO

12/19/08	OKC	vs	TOR	W 91-83
3/27/09	OKC	@	TOR	L 96-112
2008-09 Overall 1-1 Home 1-0 Road 0-1				
2/28/10	OKC	vs	TOR	W 119-99
3/19/10	OKC	@	TOR	W 115-89
2009-10 Overall 2-0 Home 1-0 Road 1-0				
12/3/10	OKC	@	TOR	L 99-111
3/20/11	OKC	vs	TOR	L 93-95
2010-11 Overall 0-2 Home 0-1 Road 0-1				
4/8/12	OKC	vs	TOR	W 91-75
2011-12 Overall 1-0 Home 1-0 Road 0-0				
11/6/12	OKC	vs	TOR	W 108-88
1/6/13	OKC	@	TOR	W 104-92
2012-13 Overall 2-0 Home 1-0 Road 1-0				
12/22/13	OKC	vs	TOR	L 98-104
3/21/14	OKC	@	TOR	W 119-118 (2OT)
2013-14 Overall 1-1 Home 0-1 Road 1-0				
11/4/14	OKC	vs	TOR	L 88-100
3/8/15	OKC	vs	TOR	W 108-104
2014-15 Overall 1-1 Home 1-0 Road 0-1				
11/4/15	OKC	vs	TOR	L 98-103
3/28/16	OKC	@	TOR	W 119-100
2015-16 Overall 1-1 Home 0-1 Road 1-0				
11/9/16	OKC	vs	TOR	L 102-112
3/16/17	OKC	@	TOR	W 123-102
2016-17 Overall 1-1 Home 0-1 Road 1-0				
12/27/17	OKC	vs	TOR	W 124-107
3/18/18	OKC	@	TOR	W 132-125
2017-18 Overall 2-0 Home 1-0 Road 1-0				
3/20/19	OKC	vs	TOR	L 114-123 (OT)
3/22/19	OKC	@	TOR	W 116-109
2018-19 Overall 1-1 Home 0-1 Road 1-0				



# UTAH JAZZ

ZIONS BANK BASKETBALL CAMPUS  
1420 S. 500 W  
Salt Lake City, UT 84115 • 801-325-2500

Quin Snyder  
Head Coach



## DIRECTORY

**Owner and Chairman:** Gail Miller  
**Executive Vice President of Basketball Operations:**  
Dennis Lindsey  
**General Manager:** Justin Zanik  
**Head Coach:** Quin Snyder  
**Assistant Coaches:** Johnnie Bryant, Alex Jensen, Mike Wells  
**Head Athletic Trainer:** Eric Waters  
**Senior Vice President of Communications:** Frank Zang  
**Vice President of Communications:** Derek Garduño  
**Director of Communications:** Madeline Crandall  
**Manager of Communications:** Danny Franks

## GENERAL INFORMATION

**Home Court:** Vivint Smart Home Arena (18,306)  
**Radio:** KZNS (1280 AM/95.7 FM "The Zone")  
David Locke, Ron Boone  
**Television:** AT&T SportsNet  
Craig Bolerjack, Matt Harpring, Kristen Kenney  
**Team Colors:** Navy, Dark Green, Dark Yellow

## LARGEST WINNING MARGIN

OKC:	34	11/13/77	at Seattle	117-83
Utah:	36	11/26/86	at Utah	91-127

## CURRENT STREAKS VS. JAZZ

SITE	LAST WIN	SCORE	LAST LOSS	SCORE	STREAK
At Home	2/22/19	148-147 (2OT)	10/31/10	99-120	Won 16
At Utah	3/11/19	98-89	10/21/17	87-96	Won 3
Overall	3/11/19	98-89	10/21/17	87-96	Won 7

## ALL-TIME OKLAHOMA CITY VS. UTAH

11/7/08	OKC	@	UTA	L 97-104
1/14/09	OKC	vs	UTA	W 114-93
1/30/09	OKC	@	UTA	L 90-110
3/20/09	OKC	vs	UTA	L 94-101
2008-09 Overall 1-3 Home 1-1 Road 0-2				
11/24/09	OKC	@	UTA	W 104-94
12/31/09	OKC	vs	UTA	W 87-86
3/14/10	OKC	vs	UTA	W 119-111
4/6/10	OKC	@	UTA	L 139-140 (OT)
2009-10 Overall 3-1 Home 2-0 Road 1-1				

10/31/10	OKC	vs	UTA	L 99-120
11/15/10	OKC	@	UTA	W 115-108
2/5/11	OKC	@	UTA	W 121-105
3/23/11	OKC	vs	UTA	W 106-94
2010-11 Overall 3-1 Home 1-1 Road 2-0				
2/10/12	OKC	@	UTA	W 101-87
2/14/12	OKC	vs	UTA	W 111-85
3/20/12	OKC	@	UTA	L 90-97
2011-12 Overall 2-1 Home 1-0 Road 1-1				

11/30/12	OKC	vs	UTA	W 106-94
2/12/13	OKC	@	UTA	W 114-109
3/13/13	OKC	vs	UTA	W 110-87
4/9/13	OKC	@	UTA	W 90-80
2012-13 Overall 3-1 Home 2-0 Road 1-1				
10/30/13	OKC	@	UTA	W 101-98
11/24/13	OKC	vs	UTA	W 95-73
1/7/14	OKC	@	UTA	L 101-112
3/30/14	OKC	vs	UTA	W 116-96
2013-14 Overall 3-1 Home 2-0 Road 1-1				

## 2019-20 VS. JAZZ (ALL TIMES CENTRAL)

10/23/19	Wednesday	at Utah	9:00 p.m.
12/9/19	Monday	at Utah	9:00 p.m.
3/11/20	Wednesday	at Oklahoma City	7:00 p.m.
4/13/20	Monday	at Oklahoma City	7:00 p.m.

## 2018-19 VS. JAZZ

Date	Site	W/L	Score
12/10/18	OKC	W	122-113
12/22/18	Utah	W	107-106
2/22/19	OKC	W	148-147 (2OT)
3/11/19	Utah	W	98-89

## THUNDER VS. JAZZ ALL-TIME

YEAR	TOTAL	YEAR	TOTAL
1974-75	3-1	1998-99	2-2
1975-76	3-1	1999-00	2-2
1976-77	3-1	2000-01	0-4
1977-78	2-2	2001-02	1-3
1978-79	3-0	2002-03	2-2
1979-80	5-1	2003-04	1-3
1980-81	4-1	2004-05	3-1
1981-82	5-0	2005-06	3-1
1982-83	5-0	2006-07	2-2
1983-84	1-4	2007-08	0-4
1984-85	3-2	2008-09	1-3
1985-86	2-3	2009-10	3-1
1986-87	3-2	2010-11	3-1
1987-88	1-4	2011-12	2-1
1988-89	3-1	2012-13	3-1
1989-90	1-3	2013-14	3-1
1990-91	1-3	2014-15	2-2
1991-92	3-1	2015-16	4-0
1992-93	2-2	2016-17	3-1
1993-94	3-1	2017-18	3-1
1994-95	1-3	2018-19	4-0
1995-96	3-1	<b>Totals</b>	<b>110-78</b>
1996-97	1-3	vs. New Orleans	14-5
1997-98	2-2	vs. Utah	96-73



# WASHINGTON WIZARDS

CAPITAL ONE CENTER  
601 F Street NW  
Washington, DC 20004 • 202-661-5000

Scott Brooks  
Head Coach



## DIRECTORY

**Governor:** Ted Leonsis  
**General Manager:** Tommy Sheppard  
**Head Coach:** Scott Brooks  
**Associate Head Coach:** Tony Brown  
**Assistant Coaches:** Mike Longabardi, Jarrell Christian, Corey Gaines, Dean Oliver, Mike Terpstra  
**Athletic Trainers:** Jeff Bangs, Navin Hettiarachchi  
**Vice President, Communications:** Scott Hall  
**Director, Media Relations:** DeAndré Phillips  
**Director, Basketball Communications:** Daren Jenkins  
**Director of Corporate Communications:** Ketsia Colimon

## 2019-20 VS. WIZARDS (ALL TIMES CENTRAL)

10/25/19	Friday	at Oklahoma City	7:00 p.m.
3/15/20	Sunday	at Washington	5:00 p.m.

## 2018-19 VS. WIZARDS

Date	Site	W/L	Score
11/2/18	WAS	W	134-111
1/6/19	OKC	L	98-116

## THUNDER VS. WIZARDS ALL-TIME

YEAR	TOTAL	YEAR	TOTAL
1967-68	2-5	1994-95	2-0
1968-69	2-4	1995-96	1-1
1969-70	4-2	1996-97	2-0
1970-71	2-3	1997-98	1-1
1971-72	3-2	1998-99	0-1
1972-73	0-4	1999-00	2-0
1973-74	2-2	2000-01	2-0
1974-75	1-3	2001-02	1-1
1975-76	1-3	2002-03	1-1
1976-77	3-1	2003-04	1-1
1977-78	1-3	2004-05	0-2
1978-79	2-2	2005-06	1-1
1979-80	1-1	2006-07	0-2
1980-81	1-1	2007-08	0-2
1981-82	1-1	2008-09	1-1
1982-83	1-1	2009-10	2-0
1983-84	1-1	2010-11	2-0
1984-85	2-0	2011-12	0-1
1985-86	1-1	2012-13	1-1
1986-87	1-1	2013-14	1-1
1987-88	2-0	2014-15	2-0
1988-89	1-1	2015-16	2-0
1989-90	2-0	2016-17	1-1
1990-91	2-0	2017-18	1-1
1991-92	2-0	2018-19	1-1
1992-93	2-0	<b>Totals</b>	<b>73-62</b>
1993-94	2-0		

## GENERAL INFORMATION

**Home Court:** Capitol One Center (20,362)  
**Radio:** WNEW (99.1 FM)/WFED (1500 AM)  
Dave Johnson, Glenn Consor  
**Television:** NBC Sports Washington  
Justin Kutcher, Drew Gooden, Caron Butler, Chris Miller  
**Team Colors:** Red, navy blue, silver, white

## LARGEST WINNING MARGIN

OKC:	29	10/25/78	at Seattle	121-92
	29	2/15/00	at Seattle	114-85
Washington:	41	11/11/05	at Washington	96-137

## CURRENT STREAKS VS. WIZARDS

SITE	LAST WIN	SCORE	LAST LOSS	SCORE	STREAK
At Home	1/25/18	121-112	1/6/19	98-116	Lost 1
At Washington	11/2/18	134-111	1/30/18	96-102	Won 1
Overall	11/2/18	134-111	1/6/19	98-116	Lost 1

## ALL-TIME OKLAHOMA CITY VS. WASHINGTON

12/27/08	OKC	@	WAS	L 95-104
3/4/09	OKC	vs	WAS	W 88-83
2008-09 Overall 1-1 Home 1-0 Road 0-1				
11/20/09	OKC	vs	WAS	W 127-108
12/29/09	OKC	@	WAS	W 110-98
2009-10 Overall 2-0 Home 1-0 Road 1-0				
1/28/11	OKC	vs	WAS	W 124-117 (2OT)
3/14/11	OKC	@	WAS	W 116-89
2010-11 Overall 2-0 Home 1-0 Road 1-0				
1/18/12	OKC	@	WAS	L 102-105
2011-12 Overall 1-0 Home 0-0 Road 1-0				
1/7/13	OKC	@	WAS	L 99-101
3/27/13	OKC	vs	WAS	W 103-80
2012-13 Overall 1-1 Home 1-0 Road 0-1				
11/10/13	OKC	vs	WAS	W 106-105 (OT)
2/1/14	OKC	@	WAS	L 81-96
2013-14 Overall 1-1 Home 1-0 Road 0-1				
1/2/15	OKC	vs	WAS	W 109-102
1/21/15	OKC	@	WAS	W 105-103 (OT)
2014-15 Overall 2-0 Home 1-0 Road 1-0				
11/10/15	OKC	@	WAS	W 125-101
2/1/16	OKC	vs	WAS	W 114-98
2015-16 Overall 2-0 Home 1-0 Road 1-0				
11/30/16	OKC	vs	WAS	W 126-115
2/13/17	OKC	@	WAS	L 98-120
2016-17 Overall 1-1 Home 1-0 Road 0-1				
1/25/18	OKC	vs	WAS	W 121-112
1/30/18	OKC	@	WAS	L 96-102
2017-18 Overall 1-1 Home 1-0 Road 0-1				
11/2/18	OKC	@	WAS	W 134-111
1/6/19	OKC	vs	WAS	L 98-116
2018-19 Overall 1-1 Home 0-1 Road 1-1				

## MEDIA INFORMATION

### THUNDER BROADCASTERS



#### **CHRIS FISHER**

##### **THUNDER TELEVISION PLAY-BY-PLAY ANNOUNCER**

Chris Fisher joined the broadcasting team in the 2018-19 season as the television play-by-play announcer for the Oklahoma City Thunder on FOX Sports Oklahoma.

A graduate of the University of Southern California, Fisher came to Oklahoma City from Los Angeles, where he served as the radio voice for USC basketball for eight years, as well as host for Trojan football broadcasts. Fisher's television work includes basketball play-by-play for FS1, FOX Sports West, the PAC 12 Network and Time Warner Cable. During his career, Fisher also worked in broadcasting for minor league baseball teams including the Eugene (Ore.) Emeralds, a minor league affiliate of the San Diego Padres, and the Potomac Nationals in Woodbridge, Virginia, an affiliate of the Washington Nationals.

A native of California, Fisher currently resides in Oklahoma City.



#### **MICHAEL CAGE**

##### **THUNDER TELEVISION ANALYST**

Michael Cage joined the Thunder broadcasting team in 2014 as its television analyst for all FOX Sports Oklahoma broadcasts.

Cage played 15 seasons from 1984-2000 as a power forward in the NBA with the Los Angeles Clippers, Seattle Supersonics, Cleveland Cavaliers, Philadelphia 76ers and New Jersey Nets. He led the NBA in rebounding in 1988, capturing the title by grabbing 30 rebounds in the final game of the regular season.

A native of West Memphis, Arkansas, Cage was a first-round draft pick of the Clippers in 1984 following a successful career at San Diego State University. At SDSU he was named a second-team All-American in 1984 and twice was selected as Western Athletic Conference Player of the Year. The Aztecs retired his jersey (No. 44) in 1984. He was also a member of the gold-medal winning 1983 United States team in the Pan American Games, and he is a member of both the Arkansas Sports Hall of Fame and the San Diego State Hall of Fame.

Following his playing career, Cage has worked as both a broadcaster and a high school and AAU basketball coach. His broadcasting experience includes serving as TV analyst for the Memphis Grizzlies, FOX Sports West, ESPN, Prime Ticket and Westwood One radio. Cage coached Mater Dei High School in Los Angeles to back-to-back state titles in 2013-14 and a national championship in 2014. He also served as a guest coach for the Cleveland Cavaliers at the 2013 NBA Summer League in Las Vegas.

Cage has a long history of giving back to the community during and after his NBA playing career. The Michael Cage Foundation works with young athletes to mentor, teach and share life lessons.



#### **NICK GALLO**

##### **BROADCAST REPORTER & DIGITAL EDITOR**

Nick Gallo joined the Thunder in 2012 as the team's digital reporter. Since the 2014-15 season, he has regularly provided courtside reports for FOX Sports Oklahoma game broadcasts, serving in the sideline reporter role for 35 games per year over the last three seasons.

Prior to the 2019-20 season, Gallo was promoted to sideline reporter for the full slate of 81 Thunder broadcasts on FOX Sports Oklahoma. He also writes daily articles for the Thunder website, okcthunder.com, including practice reports, game previews, game recaps, features and community stories. He also serves as the daily video reporter and producer for okcthunder.com, in addition to helping create content that is featured on @okcthunder social media channels. He is a producer for OKC Thunder Films projects, including the Nick Collison documentary, "Mr. Thunder", the Paul George animated short "Growing Up George" and the Steven Adams documentary, "The Kiwi Way."

Prior to his arrival in Oklahoma City, Gallo worked as a reporter for the New York Jets website for two seasons.

Before that, he reported for the Tennessee Titans website for two seasons while attending Vanderbilt University in Nashville, Tennessee. He also covered sports for the Vanderbilt Hustler before graduating in 2010 and wrote for the Chapel Hill News while growing up in his hometown of Durham, North Carolina.

Gallo and his wife Maddie were married in September 2017 and live in Oklahoma City.



## THUNDER BROADCASTERS



### MATT PINTO THUNDER RADIO BROADCASTER

Oklahoma City Thunder radio broadcaster Matt Pinto is a veteran NBA play-by-play announcer who has been with the franchise since 2007.

Prior to joining the franchise, Pinto was in Los Angeles, where he has served as the radio voice of the NBA's Clippers for two seasons. From 1997-2005, Pinto was on the Dallas Mavericks' broadcast team, serving as the radio play-by-play voice from 1997-2001 and the television voice from 2001-05. While in Dallas, Pinto also worked as a talk show host for KESN radio and was the play-by-play announcer of the NCAA Division IAA regional game

of the week for The Football Network. In 1997, Pinto was named best play-by-play announcer for the state of Texas by the Associated Press.

From 1990-97, Pinto was the radio play-by-play voice of the NBA's Charlotte Hornets, where he was recognized in 1992 as the Premier Sportscaster in North Carolina by the Charlotte Observer. Pinto was also the television play-by-play voice of UNC-Charlotte basketball games and was an occasional host of ESPN national sports talk shows, as well as serving as the play-by-play voice of Westwood One college basketball.

Before joining the NBA ranks, Pinto worked in the sports broadcasting field in Honolulu, Boston, Los Angeles and Amarillo, Texas.

Matt lives in Edmond with his beloved children Nash and Gabriela. He is the proud dad of Daryl and Tamara and grandfather to precious Jackson and Amelia.



### ELENO ORNELAS THUNDER SPANISH RADIO PLAY-BY-PLAY ANNOUNCER

Eleno Ornelas joined the Thunder in 2009 as the Spanish radio play-by-play announcer, calling all Thunder home games.

Ornelas also serves as the Texas Rangers coordinator of Spanish broadcasting and the play-by-play announcer for all Rangers Spanish radio broadcasts. He joined the Rangers Spanish radio broadcast team in 2000, contributing both play-by-play and analysis before becoming the full-time play-by-play announcer in 2003. He has done radio play-by-play for the Dallas Mavericks and covered the Dallas Cowboys.

Ornelas, is a native of Juarez, Mexico and was a professional baseball announcer in that country before coming to Texas. He has an extensive background as an administrator in the Mexican amateur baseball leagues in north Texas, serving as president of the Dallas League from 1993-98.

## 2019-20 OKLAHOMA CITY THUNDER RADIO NETWORK

Flagship:	WWLS-The Sports Animal (98.1 FM), Oklahoma City
KWPN	(640 AM) ESPN Radio Oklahoma City
WKY	(930 AM) The Sports Animal Oklahoma City (Spanish-language broadcast)
KJCM	(100.3 FM) Sports Animal Altus/Hobart
KVSO	(107.5 FM, 1240 AM) Sports Animal Ardmore
KKBI	(106.1 FM) Broken Bow/Idabel
KPGM	(1500 AM, 99.1 FM) Pawhuska/Bartlesville
KADS	(1240 AM) Sports Animal Elk City
KCRC	(1390 AM) Enid
KRRX	(1380 AM) The Ticket, Lawton
KMCO	(101.3 FM) McAlester
KYAL	(97.1 FM, 1550 AM) Sports Animal Tulsa/Sapulpa/Muskogee
KITO, KGND	(96.1 FM, 1470 AM) Sports Animal Vinita
KSIW	(1450 AM) Sports Animal Woodward

Live stream available within 75-mile radius of OKC via the Thunder Mobile App and WWLS - The Sports Animal app and website.

## BASKETBALL COMMUNICATIONS STAFF



### MATT TUMBLESON VICE PRESIDENT OF BASKETBALL COMMUNICATIONS & ENGAGEMENT

Now in his 16th season in the NBA, Matt Tumbleson begins his eighth season with the Oklahoma City Thunder and second as the team's Vice President of Basketball Communications & Engagement. He previously served as the Thunder's Director of Basketball Communications.

Tumbleson and the basketball communications staff are responsible for promoting the endeavors of the Thunder players, coaches and front office staff both on and off the court. He is also responsible for managing the day-to-day requests from local, national and international media. Additionally, Tumbleson oversees the organization's Community and Lifestyle Services function, an area that develops and executes programs for the betterment of players that build skills that can be utilized away from the court.

Prior to joining the Thunder, Tumbleson served three-plus years as the primary media contact for the Memphis Grizzlies for all business operations, FedExForum and team content away from the court. During the 2010-11 season, Tumbleson took over all team on-court communications initiatives in addition to his previous responsibilities as the Senior Manager of Communications and Publications.

Before his stint in Memphis, the Illinois native worked on the team side of communications for the New Jersey Nets and San Antonio Spurs. During the 2005-06 season, Tumbleson worked for both the Spurs media relations and basketball operations department.

Matt resides in Edmond with his wife, Christina, and their three children, Teddy, Audrey and Liv.



### JOHN READ SENIOR BASKETBALL COMMUNICATIONS LEAD

John Read enters his 12th season with the Oklahoma City Thunder where he currently serves as the team's Senior Basketball Communications Lead. He previously held the title of Manager of Basketball Communications for six years following a three-year stint as the Thunder's Basketball Communications Coordinator. In his current role with the team, Read serves as a liaison between the Thunder players, coaches, front office and the media.

The Mission Viejo, CA native is a 2006 graduate of Loyola Marymount University with a degree in Business Finance. Read joined the Thunder in March of 2009 after starting the 2008-09 NBA season with the Dallas Mavericks front office. His NBA experience dates back to 2004 when he began working as an intern with the Los Angeles Lakers Public Relations Department.



### LAILA WANI BASKETBALL COMMUNICATIONS COORDINATOR

Laila Wani enters her fourth season as Basketball Communications Coordinator. Prior to the Thunder, she worked for the Miami Marlins, where she helped execute communications strategies for the Marlins during the 2016 MLB season.

Previous to her time in baseball, the Oklahoma native served as communications intern for the Rocky Mountain Athletic Conference and also spent time in the Athletic Communications department for the University of Oklahoma. Wani is a graduate of the University of Oklahoma, where she earned her bachelor's degree in Public Relations in 2014.



### SHELBY WILLINGHAM BASKETBALL COMMUNICATIONS COORDINATOR

Shelby Willingham returns to the Thunder for her third year as Basketball Communications Coordinator. Previously, she spent the 2016-17 season as the Basketball Communications Assistant for the San Antonio Spurs before being promoted to Corporate Communications Coordinator.

Prior to her time in San Antonio, Willingham spent the 2014-15 and 2015-16 campaigns interning for the Thunder's communications department. The Oklahoma State graduate also interned in the university's athletic marketing and promotions department for two and a half years before graduating with a bachelor's degree in Spanish and Secondary Education.

The following information has been established to assist in your coverage of the Oklahoma City Thunder and to provide a professional working environment for all members of the media.



The Oklahoma City Thunder PR Twitter is updated daily with practice times, shootaround times, media availability times and relevant stats.

**CHESAPEAKE ENERGY ARENA** is located in downtown Oklahoma City at the corner of Reno Avenue and Robinson Avenue. Chesapeake Energy Arena sits in the heart of a downtown renaissance, just steps away from the Cox Convention Center, as well as hotels, restaurants and entertainment venues in downtown Oklahoma City and Bricktown.

**PARKING** is available on a limited basis and can be requested by emailing a member of the Basketball Communications department. Please confirm your credential and parking spot by noon the day before the game. Media parking is located in the Cox Convention Center parking garage located just north of the Chesapeake Energy Arena. Media with confirmed parking should enter the Cox Center parking garage off Robinson street just north of Reno.

**TELEPHONES** are provided in the media workroom and, on a limited basis, courtside. A request for a dedicated phone line can be made by calling the public relations department 24 hours prior to tip-off.

**MEDIA SEATING** is located on the scorer's table, the second row scorer's table, section 116, section 103 and press level. Media seats will be assigned by the Basketball Communications department and we ask that you please do not switch assigned seats without prior approval from the Basketball Communications department. Seating charts can be found in the media workroom.

**MEDIA DINING** is provided to working media and will be served in the media dining area three hours prior to tipoff on game day.

**PHOTOGRAPHERS** can find photo charts with their assigned spots in the media workroom and behind each basket on the court. All courtside photographers will need to wear a photo vest, which will be distributed by a member of the Basketball Communications department. Please be considerate of fans seated directly behind you. For the safety of players, and in accordance with league rules, rubber lenses must be used and photographers are not allowed on the floor at anytime during the game. Remote cameras and tripods are not allowed on the floor. Use of a flash bulb is prohibited. **PHOTOGRAPHERS ARE PROHIBITED TO SHOOT FROM THE GRANDSTAND AREA WITHOUT PRIOR APPROVAL FROM THE PUBLIC RELATIONS DEPARTMENT.**

**INTERVIEW REQUESTS** requiring special accommodations should be made in advance by contacting the Basketball Communications department. For player and coach interview requests, please contact Matt Tumbleson at [mtumbleson@okcthunder.com](mailto:mtumbleson@okcthunder.com).

**GAME NOTES AND STATISTICS** are available in the media room two hours before each game, during the game and after the game. Statistics are distributed to the media seating areas after each quarter. Statisticians for radio and television broadcasts can be arranged by contacting the Basketball Communications department.

## MEDIA COVERING THE THUNDER



**DEAN BLEVINS**  
KWTU-TV



**BRIAN BRINKLEY**  
KFOR-TV



**CLIFF BRUNT**  
ASSOCIATED PRESS



**JENNI CARLSON**  
THE OKLAHOMAN



**ERIK HORNE**  
THE OKLAHOMAN



**CLAY HORNING**  
NORMAN TRANSCRIPT



**BRYAN KEATING**  
KOCO-TV



**MICHAEL KINNEY**  
YUKON REVIEW



**MADDIE LEE**  
THE OKLAHOMAN



**STEVE McGEHEE**  
KWTU-TV



**MYRON PATTON**  
KOKH-TV



**BERRY TRAMEL**  
THE OKLAHOMAN



**ROYCE YOUNG**  
ESPN.COM



## THUNDER ION POWERED BY Medicine

The Oklahoma City Thunder began calling the Thunder ION home just prior to the start of the 2011-12 season.

The 53,000 square foot state-of-the-art practice facility features two full-sized basketball courts, a 27-seat team classroom and a hydrotherapy area which was designed to benefit the Thunder's medical and training staff in the prevention and rehabilitation of injuries.

Funding for the construction of the practice facility and renovations to the team's Chesapeake Energy Arena comes from a one-cent sales tax approved by Oklahoma City voters on March 4, 2008. The 15-month tax took

effect on January 1, 2009 and ran through March 31, 2010. As part of the lease agreement, the Thunder will make an annual rent payment to the City of Oklahoma City.

During the groundbreaking ceremony in August of 2009, Oklahoma City Mayor Mick Cornett commented, "Having the Thunder in Oklahoma City has

been a tremendous sense of pride for our community. When the citizens of Oklahoma City passed the Big League City initiative to renovate the city's downtown arena and build an NBA-leading practice facility, we all looked forward to this day."



