

PORTLAND TRAIL BLAZERS  
2017-2018 / MEDIA GUIDE



# BEST TIRE VALUE PROMISE<sup>®</sup>



## VALUE THAT GETS BETTER BY THE MILE.

### OUR PROMISE INCLUDES

#### PEACE OF MIND TIRE PROTECTION

- If a Tire is Damaged Beyond Repair, We'll Replace its Value.
- We Guarantee Our Work for the Life of Your Tires.
- Free Pre-Trip Safety Checks

#### FREE LIFETIME TIRE & MILEAGE CARE

- Flat Tire Repairs
- Tire Rotations & Rebalancing
- Tire Pressure Checks
- Brake & Alignment Checks

OVER 470 STORES THROUGHOUT THE WEST



Doing the right thing matters<sup>®</sup>

# GAME SCHEDULE

## OCTOBER

			(TV)
3 TUE	7:00PM	PHOENIX*	NBCSNW
5 THU	7:00PM	TORONTO*	NBCSNW
8 SUN	12:30PM	@L.A. CLIPPERS*	
9 MON	7:00PM	@SACRAMENTO*	
11 WED	7:00PM	@PHOENIX*	
13 FRI	7:00PM	MACCABI HAIFA*	
18 WED	7:00PM	@PHOENIX	NBCSNW
20 FRI	4:00PM	@INDIANA	NBCSNW
21 SAT	5:30PM	@MILWAUKEE	NBCSNW
24 TUE	7:00PM	NEW ORLEANS	NBCSNW
26 THU	7:00PM	L.A. CLIPPERS	NBCSNW
28 SAT	7:00PM	PHOENIX	NBCSNW
30 MON	7:00PM	TORONTO	NBCSNW

10 WED	5:00PM	@HOUSTON	NBCSNW
12 FRI	5:00PM	@NEW ORLEANS	NBCSNW
14 SUN	6:00PM	@MINNESOTA	NBCSNW/ESPN
16 TUE	7:00PM	PHOENIX	NBCSNW
18 THU	7:00PM	INDIANA	NBCSNW
20 SAT	7:00PM	DALLAS	NBCSNW
22 MON	6:00PM	@DENVER	NBCSNW
24 WED	7:00PM	MINNESOTA	NBCSNW
26 FRI	5:30PM	@DALLAS	NBCSNW
30 TUE	7:30PM	@L.A. CLIPPERS	TNT
31 WED	7:00PM	CHICAGO	NBCSNW

## FEBRUARY

2 FRI	4:30PM	@TORONTO	NBCSNW
4 SUN	9:00AM	@BOSTON	NBCSNW
5 MON	4:00PM	@DETROIT	NBCSNW
8 THU	7:00PM	CHARLOTTE	NBCSNW
9 FRI	7:30PM	@SACRAMENTO	NBCSNW/ESPN
11 SUN	6:00PM	UTAH	NBCSNW
14 WED	7:30PM	GOLDEN STATE	NBCSNW/ESPN
23 FRI	6:00PM	@UTAH	NBCSNW
24 SAT	6:00PM	@PHOENIX	NBCSNW
27 TUE	7:00PM	SACRAMENTO	NBCSNW

## MARCH

1 THU	7:30PM	MINNESOTA	TNT
3 SAT	7:00PM	OKLAHOMA CITY	NBCSNW
5 MON	7:30PM	@L.A. LAKERS	NBCSNW
6 TUE	7:00PM	NEW YORK	NBCSNW
9 FRI	7:00PM	GOLDEN STATE	NBCSNW
12 MON	7:30PM	MIAMI	NBCSNW/ESPN
15 THU	7:00PM	CLEVELAND	NBCSNW
17 SAT	7:00PM	DETROIT	NBCSNW
18 SUN	7:30PM	@L.A. CLIPPERS	NBCSNW
20 TUE	7:30PM	HOUSTON	TNT
23 FRI	7:00PM	BOSTON	NBCSNW
25 SUN	4:00PM	@OKLAHOMA CITY	NBCSNW
27 TUE	5:00PM	@NEW ORLEANS	NBCSNW
28 WED	5:00PM	@MEMPHIS	NBCSNW
30 FRI	7:30PM	L.A. CLIPPERS	NBCSNW/ESPN

## APRIL

1 SUN	6:00PM	MEMPHIS	NBCSNW
3 TUE	5:30PM	@DALLAS	NBCSNW
5 THU	5:00PM	@HOUSTON	NBCSNW
7 SAT	6:00PM	@SAN ANTONIO	NBCSNW
9 MON	6:00PM	@DENVER	NBCSNW
11 WED	7:30PM	UTAH	NBCSNW/ESPN

## NOVEMBER

1 WED	6:00PM	@UTAH	NBCSNW
2 THU	7:30PM	L.A. LAKERS	TNT
5 SUN	6:00PM	OKLAHOMA CITY	NBCSNW
7 TUE	7:00PM	MEMPHIS	NBCSNW
10 FRI	7:00PM	BROOKLYN	NBCSNW
13 MON	7:00PM	DENVER	NBCSNW
15 WED	7:00PM	ORLANDO	NBCSNW
17 FRI	7:00PM	@SACRAMENTO	NBCSNW
18 SAT	7:00PM	SACRAMENTO	NBCSNW
20 MON	5:00PM	@MEMPHIS	NBCSNW
22 WED	4:00PM	@PHILADELPHIA	NBCSNW
24 FRI	9:00AM	@BROOKLYN	NBCSNW
25 SAT	4:00PM	@WASHINGTON	NBCSNW
27 MON	4:30PM	@NEW YORK	NBCSNW
30 THU	7:00PM	MILWAUKEE	NBCSNW

## DECEMBER

2 SAT	7:00PM	NEW ORLEANS	NBCSNW
5 TUE	7:00PM	WASHINGTON	NBCSNW
9 SAT	7:00PM	HOUSTON	NBCSNW
11 MON	7:30PM	@GOLDEN STATE	NBCSNW
13 WED	4:30PM	@MIAMI	NBCSNW
15 FRI	4:00PM	@ORLANDO	NBCSNW
16 SAT	4:00PM	@CHARLOTTE	NBCSNW
18 MON	5:00PM	@MINNESOTA	NBCSNW
20 WED	7:00PM	SAN ANTONIO	NBCSNW
22 FRI	7:00PM	DENVER	NBCSNW
23 SAT	6:30PM	@L.A. LAKERS	NBCSNW
28 THU	7:30PM	PHILADELPHIA	TNT
30 SAT	4:30PM	@ATLANTA	NBCSNW

## JANUARY

1 MON	5:00PM	@CHICAGO	NBCSNW
2 TUE	4:00PM	@CLEVELAND	NBCSNW
5 FRI	7:00PM	ATLANTA	NBCSNW
7 SUN	6:00PM	SAN ANTONIO	NBCSNW
9 TUE	5:00PM	@OKLAHOMA CITY	NBCSNW

\*PRESEASON GAME / ALL TIMES PACIFIC

HOME AWAY

# TABLE OF CONTENTS

## GENERAL INFORMATION

Team Photo Roster	3
Staff Directory	4
Trail Blazers History	8
Logo History	10
Jersey History	11

## FRONT OFFICE/ BASKETBALL STAFF

Paul Allen	12
Neil Olshey	13
Chris McGowan	14
Terry Stotts	15
David Vanterpool	16
Nate Tibbetts	16
Dale Osbourne	16
John McCullough	17
Jim Moran	17
Basketball Operations	18
Business Operations	24
Staff Photos	29

## THE TRAIL BLAZERS

Trail Blazers Roster	39
Al-Farouq Aminu	40
Zach Collins	42
Pat Connaughton	44
Ed Davis	46
Maurice Harkless	48
Jake Layman	50
Meyers Leonard	52
Damian Lillard	54
CJ McCollum	58
Shabazz Napier	62
Jusuf Nurkić	64
Caleb Swanigan	66
Evan Turner	68
Noah Vonleh	70
CJ Wilcox	72
Season and Career Highs	81

## OUR COMMUNITY

Community	74
NBA Cares	382

## 2016-17 IN REVIEW

NBA Final Standings	88
NBA Award Winners	89
Lineups, Injuries, Double-Digits	90
Overall Statistics, Misc.	91
Home/Road Statistics	92
Per Game Averages	93
Game-by-Game Results	94
Quarter Scores/Attendance	96
Season Highs/Lows	98

## ALL-TIME RECORDS

Individual Records	100
Team Records	101
All-Time Lows/Rookie Records	102
Top Performances	103
Game Records Two Teams	104
Opp. Individual Highs	105
Opp. Team Highs/Lows	106
Opp. Top Performances	107
Yearly Leaders	108
50-40 Point Club	111
Career Leaders	112
Yearly NBA Rankings	113
Year-by-Year Off. Stats	114
Year-by-Year Def. Stats	115
Win/Loss Streaks/20-20 Club	116
Month-by-Month/Triple-Doubles	117
Offensive Rankings	118
Overtime Games	119
Trail Blazers in Top 10	120

## HISTORY

Firsts In History	122
Milestones	123
Coaching History	132
All-Star History	133
NBA Awards	134
Monthly/Weekly Awards	135
Attendance	136
Trail Blazers in Olympics	137
Trail Blazers in Hall of Fame	138
Trail Blazers Retired Jerseys	139
Uniform Numbers	140
Trade History	141
NBA Draft History	147
Former Players	150
Year-by-Year Results	188

## THE PLAYOFFS

Win/Loss Records	282
Individual Highs	283
Team Highs	284
Team Lows	285
Top Postseason Averages	286
Top Series Averages	287
Top Performances	288
Highs Two Teams	289
Opp. Individual Highs	290
Opp. Team Highs	291
Opp. Team Lows	292
Opp. Top Performances	293
Career Playoff Leaders	294
Year-by-Year	295

## THE OPPONENTS

Atlanta	302
Boston	304
Brooklyn	306
Charlotte	308
Chicago	310
Cleveland	312
Dallas	314
Denver	316
Detroit	318
Golden State	320
Houston	322
Indiana	324
L.A. Clippers	326
L.A. Lakers	328
Memphis	330
Miami	332
Milwaukee	334
Minnesota	336
New Orleans	338
New York	340
Oklahoma City	342
Orlando	344
Philadelphia	346
Phoenix	348
Sacramento	350
San Antonio	352
Toronto	354
Utah	356
Washington	358
All-Time Records Versus	360
NBA G League	361

## THE MEDIA

Brian Wheeler	365
Kevin Calabro	366
Lamar Hurd	366
Brooke Olzendam	367
Jordan Kent	367
Michael Holton	367
Bill Schonely	369
Portland Area Media	373

## MISCELLANEOUS

BlazerDancers	375
Blazers Stunt Team	375
Blaze the Trail Cat	377
Practice Facility	378
Moda Center	380
Moda Center Seating	383
Calendar Schedule	384



# PORTLAND TRAIL BLAZERS



**0** DAMIAN  
LILLARD



**1** EVAN  
TURNER



**3** CJ  
MCCOLLUM



**4** MAURICE  
HARKLESS



**5** PAT  
CONNAUGHTON



**6** SHABAZZ  
NAPIER



**8** AL-FAROUQ  
AMINU



**10** JAKE  
LAYMAN



**11** MEYERS  
LEONARD




**17** ED  
DAVIS




**21** NOAH  
VONLEH



**23** CJ  
WILCOX



**27** JUSUF  
NURKIĆ



**33** ZACH  
COLLINS



**50** CALEB  
SWANIGAN



Mailing Address:  
One Center Court, Suite 200  
Portland, Oregon 97227  
Telephone: (503) 234-9291  
Fax: (503) 736-2187

OWNER  
Paul Allen

BOARD OF DIRECTORS

Director ..... Bert Kolde  
Director ..... Peter McLoughlin  
Director ..... Jeff Dunn

OFFICERS EMERITUS

Chairman Emeritus ..... Larry Weinberg  
President Emeritus ..... Harry Glickman

Executive Staff

President, Chief Executive Officer & Alternate Governor ..... Chris McGowan  
Executive Assistant to the President ..... Rebecca Felch

Basketball Operations

President of Basketball Operations ..... Neil Olshey  
Executive Assistant ..... Beth Hancock  
Head Coach ..... Terry Stotts  
Assistant Coaches ..... David Vanterpool, Nate Tibbets, Dale Osbourne, John McCullough, Jim Moran  
Assistant General Managers ..... Bill Branch, Steve Rosenberry  
Director of Player Personnel ..... Joe Cronin  
Advanced Scout ..... Matt Whinrey  
International Scout ..... Lojze Milosavljevic  
Scout ..... John Dobbertin  
Director of Basketball Analytics ..... Zach Williams  
Scouting Coordinator ..... Sean Kiely  
Director of Player Health & Performance ..... Jesse Elis  
Head Athletic Trainer ..... Geoff Clark  
Sports Performance Specialist ..... Todd Forcier  
Sports Performance Specialist ..... Ben Kenyon  
Massage Therapist ..... Anie Watkins  
Health and Performance Assistant ..... Kendra Chaney  
Equipment Manager ..... Eric Hallman  
Assistant Equipment Manager ..... Scott Whitley  
Video Analyst Manager ..... Bjorn Zetterberg  
Video Coordinator/Player Development Coach ..... Jonathan Yim  
Personnel Video Coordinator ..... John Ross  
Assistant Video Coordinator ..... TC Swirsky  
Player Development Assistant ..... Brian Barkdoll  
Coaching Intern ..... Steve Blake  
Director of Basketball Operations ..... Nick West  
Basketball Applications Developer ..... Joe Lee  
Director of Team Security ..... Rick Riley  
Assistant Scouting Coordinator ..... Preston Fawcett  
Basketball Operations Assistant ..... Danny Connors  
Security & Practice Facility Manager ..... Chico Salas-Lopez  
Security Agent & Club House Attendants ..... Kevin Hart, Tokunbo Okedara  
Practice Facility Security Agents ..... Wyndell Durham, RD Miller  
Club House Attendant ..... Alex Wilson  
Team Physicians .... Dr. Karl Kaluza, Internist; Dr. Don Roberts, Orthopedist, Dr. Evan Ellis, Orthopedist  
Team Dentists ..... Warm Springs Dental

Basketball Communications

Vice President, Basketball Communications ..... Jim Taylor  
Basketball Communications Director ..... Collin Romer  
Basketball Communications Assistant ..... Jacob Gifford

Team Relations

Vice President, Team Relations ..... Cheri Hanson  
Player Programs Director ..... Hersey Hawkins

**Marketing, Digital, Broadcasting, Analytics & Communications**

Chief Marketing Officer .....	Dewayne Hankins
Executive Assistant .....	Maia Garner
Vice President, Brand Strategy .....	Ryan Flaherty

**Digital Media**

Director of Digital Experience .....	TJ Ansley
Trail Blazers Insider .....	Casey Holdahl
Director of Content .....	Aaron Grossman
Digital Content Manager .....	Cody Sharrett

**Marketing & Creative**

Director of Creative Services .....	Billie Olson
Brand Development Manager .....	Todd Adams
Art Director .....	Mario Milosevic
Senior Graphic Designer .....	Bojan Gavric
Graphics/Production Designer .....	Michael Horne
Digital Experience Manager .....	Brian Matzat
Brand Strategy Production Manager .....	Meggie Finn
Digital Video Producer .....	Justin Molter
Producer/Editor .....	Dane Sawyer
Motion Graphics/3D Designer .....	Koji Matsumoto
Lead Photographer .....	Bruce Ely

**Marketing & Advertising**

Director of Customer Experience and Advertising .....	Matthew Gardner
Advertising Strategy Manager .....	Kevin Merlet
Digital Marketing Specialist .....	David Long

**Broadcasting**

Director of Broadcasting .....	Jeff Curtin
Television Producer .....	Dan Hyatt

**Announcers**

Radio Play-by-Play .....	Brian Wheeler
Television Play-by-Play .....	Kevin Calabro
Television Analyst .....	Lamar Hurd
Sideline Reporter .....	Brooke Olzendam
Television Studio Host .....	Jordan Kent
Television Studio and Radio Analyst .....	Michael Holton
Radio Producer/Network Coordinator .....	Rich Patterson

**Game Operations & Events**

Director of Game Operations & Events .....	Todd Bosma
Game Operations & Events Manager .....	Willen Sin
Mascot Coordinator .....	Jack Dellert
Performance Teams Manager .....	Michelle Burch

**Business Analytics**

Director of Business Analytics .....	Mike Schumacher
Database Analyst .....	Audrey Spencer-Alvarado
Database Marketing Manager .....	Shadee Musa
Application Developer .....	Travis Rockey
Analytics Coordinator .....	Matt Bronstein

**Corporate Communications & Public Engagement**

Vice President, Corporate Communications & Public Engagement .....	Michael Lewellen
Corporate Communications Specialist .....	Hilary Gorlin

**Legal Affairs & Social Responsibility**

Senior Vice President, Business Operations & General Counsel .....	Ben Lauritsen
Paralegal .....	June Hall
Vice President, Social Responsibility .....	Christa Stout
Director of Community Programs .....	Annie Klug
Social Responsibility Manager .....	Rhonda Rosemus
Social Responsibility Impact Manager .....	Octavia Chambers
Community Programs Coordinator .....	Genevieve Sheridan
Founding Broadcaster/Ambassador .....	Bill Schonely

**Corporate Partnerships, Premium Seating, Tickets Sales & Service**

Senior Vice President, Revenue .....	Steve Scott
Director of Corporate Partnership Sales .....	Colin McCall

## STAFF DIRECTORY

Sales Managers.....Gus Farah, Jennifer Glickman-Hett, Jared Rose, Dan Scheinman, Michael Hettick  
 Director of Partnership Marketing .....Amy Corbett  
 Partnership Marketing Managers.....Lindsey Weis, Hannah McBride, Andrew Knister  
 Partnership Marketing Specialist .....Todd Moore  
 Director of Revenue Operations.....Lisa Burke  
 Corporate Partnership Media Traffic/Research Manager.....Brent Misfeldt  
 Corporate Partnership Business Assistant .....Patti DeCoursey  
 Business and Research Manager.....Nicole Hargrave

### Premium Seating

Vice President, Premium Seating .....Anthony Jones-DeBerry  
 Senior Premium Service Manager.....John Goodwin  
 Premium Service Managers.....Brian Bredeson, Pam Juranas Zwolak  
 Premium Seating Coordinator.....Emily Bartman  
 Director of Premium Sales.....Taylor Thomason  
 Premium Sales Managers.....Ryan Gibson, Tracy Katigbak, Rachel McGrew

### Ticket Sales & Service

Vice President, Ticket Sales & Service.....Tyler Howell

### Outside Sales

Director of Outside Sales.....Kerry Watkins  
 Corporate Ticket Sales Managers.....Brian Buck, Mason Ross, Justin Souvannasane  
 Kevin Tyner, Blake Wehling, Tylor Yi, Abi Lawal, Nate Markham

### Inside Sales

Director of Inside Sales.....Joe Isse  
 Ticket Sales Managers.....Jimmy Donovan, Luis Magallanes, Fredrick Durojaiye, Alexis McKinney  
 Jared Markham, Kyle McGowan, Austin Potts, Corey Messineo  
 Sarah Espinosa, Karly Spangle, Lexi Trauber, Ethan Trujillo, Zach Twitchell

### Group Experience Sales

Director of Group Experiences.....Paul Rothschild  
 Group Experience Managers.....Alec Botts, Julie Caceres, McKenzie Griffin, Andrew Kastenbaum  
 Mike North, Lauren Oyadomari, Heather Reeder

### Season Ticket Services

Director of Season Ticket Services.....Todd Ricksgar  
 Senior Season Ticket Services Manager.....Joanna De Peralta  
 Ticket Programs Manager.....Chase Sbicca  
 Ticket Programs Coordinator.....Natalie Brenny  
 Season Ticket Services Managers.....Ketura Bargas, Anna Jesse Colasunno,  
 Dan Eastham, Brooke LaSalle  
 Ticket Services Assistant.....Sarah Hannon

### Finance

Senior Vice President, Finance.....Bill Christensen  
 Controller.....Ann Sousley  
 Assistant Controller.....Isaac Ciula  
 Payroll Manager.....Geri Holden  
 Accounts Payable Coordinator.....Michelle Schoonover  
 Accounts Receivable Coordinator.....Dawn Buckwalter  
 Staff Accountant.....David Berg  
 Staff Accountant.....Coren Halperin

### People & Culture

Senior Vice President, People & Culture.....Sarah Petrone  
 P&C Director.....Heidi Bradfish  
 P&C Health & Well Being Benefits Manager.....Phillip Buractaon  
 P&C Systems & Process Manager.....Rachel McCollom  
 P&C Talent Acquisition & Development Manager.....Sarah Eubanks  
 P&C Generalist.....Anna Budden  
 P&C Coordinator.....Katy Smith  
 Assistant Office Manager.....Toni Smith  
 Receptionists.....Jazmyn Foster, Anne Hancock

### Business Development, Government Affairs, Ticket Operations & IT

Senior Vice President, Venue Operations.....Chris Oxley  
 Executive Assistant.....Bridget Sheehan  
 Senior Project Manager.....Shawni Sullivan

### Trail Blazers Ticket Operations

Assistant Director of Ticket Operations.....Cheryl Mueller  
 Internal Ticketing Director.....Lori Spencer  
 Ticketing Managers.....Kari Lockhart, Drew Peterson

### Engineering & Technology

Vice President, Engineering & Technology.....Mike Janes  
 Technical Manager.....Bruce Williams  
 Network Systems Manager.....Donovan Le  
 Telecommunications Manager.....Lou Pallotta  
 Computer Support Manager.....Brian Conkle

Technology Systems Specialist.....	Pat Cummins
Computer Support Specialist.....	Jarrand Bean

**Rose Quarter Operations****Administration**

Vice President and General Manager, Rose Quarter Operations.....	Amanda Mann
Executive Assistant.....	Jenna Wilson

**Facility Operations**

Assistant General Manager of Facility Operations.....	Scott Sisson
Director of Facility Operations.....	Jack Lindsey
Director of Facility Services.....	John Wallace
Facility Services Coordinator.....	Carlotta King
Director of Environmental Services.....	Dell O'Neal
Engineers.....	Louis Money, Jared Stark, Daniel Lee
Apprentice Engineers.....	Justin Kauffman, Jose Varela
Electrician.....	Roy Thomas
Maintenance Supervisor.....	Tom Duffy
Maintenance Technician.....	Richard Hance
Carpenters.....	Bruce Batterson, Jeff Pottratz
Operations Manager.....	David Holmes
Senior Manager of ESS / Conversions.....	Sean Young
Conversion Supervisor.....	Scott Baker
Event Services Staff Supervisors.....	Justin Pierson, Tyrone Stillwell
Conversion Lead.....	Kerry Emert
Painter.....	Josh Reese

**Facility Security**

Assistant Director of Security.....	Kevin Baird
Facility Security Manager.....	Gerry Holodak
Senior Security Shift Supervisor.....	Jeff Hobbs
Security Shift Supervisor.....	Rick Hamilton
Facility Security Agents.....	Shanna Benfiet, Kristen Troxell, Justin Wowak, Lucas Warren, Dylan Miller, Kevin McGraham
Security Reception.....	Tedd Miller

**Production & Technical Services**

Senior Production Manager & Technical Services.....	Matt Mason
Production Manager.....	Justin Brady
Technical Services Technicians.....	Shaun Haney, Robert Moon

**Housekeeping**

Housekeeping Managers.....	Kenneth Jones, Gabe Martinez
----------------------------	------------------------------

**Event Sales & Management**

Head of Booking and Entertainment.....	Howard Zuckerman
Booking & Event Development Manager.....	Michael Betts
Event Sales Administrator.....	Dana Landis
Director of Event Services.....	Priscilla Almeida
Event Managers.....	Courtney Gifford, Ali Stangel, Melissa Corraro
Parking Manager.....	Gabe Montez

**Guest Experience**

Director of Guest Experience & Security.....	Marissa Deckert
Guest Experience Manager.....	Andrew Rothenberg
Guest Experience Coordinator.....	Lauren Todd

**Arena Marketing**

Advertising Strategy Manager.....	Kevin Merlet
-----------------------------------	--------------

**Ticket Operations**

Director of Ticket Operations.....	Teresa Starr
Box Office Supervisor.....	Tamela Sanders

**Arena Ticket Operations**

Senior Ticket Operations Manager.....	Tim Halloran
Ticket Operations Managers.....	Cristina McGimsey, Brad VanDyke

**Arena Finance**

Director of Finance.....	DeeDee Owen
Staff Accountant - Payroll.....	Erika Chavez
Staff Accountant - Accounts Payable.....	Monica Hathaway



### I LOVE A PARADE

Portland's seven-year-old franchise, in the NBA playoffs for the first time in 1977, did what only one other team in league history had ever done: win an NBA Championship in its first postseason appearance. More than 100,000 fans jammed downtown streets on the Monday following the title game to celebrate.

Consecutive Trail Blazers playoff appearances from 1983 to 2003. It still stands as the second-longest run in NBA history.

◀ 21

814 ▶

Number of consecutive sellouts in the Trail Blazers' NBA-record run from April 5, 1977 to November 20, 1995, at the time the longest run in American professional sports.



### THE RAIN COAT

Team founder Harry Glickman's initial bid for an NBA team in Portland was unsuccessful. As he was leaving a Los Angeles hotel lobby on February 4, 1970, he remembered he'd left his raincoat in the meeting room. When he returned to retrieve it, there was a phone call awaiting him from new investors and sure enough he not only found his raincoat, but he found the financing for Portland's new team.



# 51,51 ▶

Geoff Petrie, the original Trail Blazer did it not just once but twice, recording identical 51-point games within 56 days of each other, both against the Houston Rockets.



## DREXLER/JORDAN

The Trail Blazers put together a couple of Championship runs in 1990 & 1992, including the heated battle of Clyde "The Glide" Drexler and Michael "Air" Jordan.

# 155-156 ▶

The highest scoring game in club history, a four-overtime marathon in Portland on March 16, 1984. The Chicago Bulls got the win but only after the two teams combined for 118 field goals and 74 free throws in a game that lasted 3 hours and 24 minutes.



## RIP CITY BABY

A single phrase that has become the club's heart and soul. Credit Bill Schonely, the voice of the Trail Blazers from 1970-98. "One night in our first season, we were playing the Lakers at home. We got way, way behind. Then, all of a sudden, shots started falling, the Trail Blazers are rallying and the place is jumping. We got within two point and had the ball - I'll never forget when Jim Barnett took a long jumper. He swished the thing to tie the score and the coliseum exploded. The instant the ball hit the net, I hollered 'Rip City!' I'd never used the phrase before. But as soon as I said 'Rip City,' people near me at the press table chimed in right away, saying, 'That's good. You ought to leave it in your broadcasts.' So I did." And Rip City was born.

## HOW THE TRAIL BLAZERS GOT THEIR NAME

Just two weeks after Portland was granted an NBA expansion franchise on Feb. 24, 1970, Harry Glickman, then executive vice president of the club, announced a public "name the team" contest. A panel of judges was selected. Harry said boxes and boxes of entries arrived at the team headquarters then located in a storefront office on S.W. Yamhill between 5th and 6th Avenues. "There had to be 10,000 entries at least," he remembers.

The Trail Blazers name was announced to a crowd of 11,035 during halftime of a March 13 regular season NBA SuperSonics-Knicks contest in the Memorial Coliseum. It was received, according to Oregon Journal Sports Editor George Pasero, with less than enthusiastic response including a spattering of boos. "It really wasn't very popular when fans first heard it, but of course we all know that changed," Glickman remembers. Newspaper concerns about the Trail Blazers name ("How would it ever fit in a headline, etc.") quickly evaporated. And soon, the Blazers (or Trail Blazers) became a household word in Portland and within seven years worldwide as "Go Blazers" and "Blazermania" became bywords when the city gained a major world championship in its first try. "There were 172 people who sent in the name 'Trail Blazers,'" Glickman said. The contest winner was determined by a drawing at the March 13 game. Blake Byrne, general sales manager of KPTV, was winner of the drawing, receiving two season tickets to Blazers home games that year.

1970



The nickname was unique in professional sports at the time. No other major professional or university sports teams were using either the Blazers or Trail Blazers in 1970. The name, as Glickman noted at the time, "reflects both the ruggedness of the Pacific Northwest and the start of a major league era in our state." Trail Blazers (or, more properly trailblazers) is defined by Webster as "One that blazes a trail to guide others: A pathfinder: A pioneer." The actual name came from a practice by explorers making paths through forests and marking the paths by chopping white "blazes" in trees' bark so others could follow. The term "trailblazing" is associated today with those on the cutting edge of discovery such areas as space exploration, science, medicine and technology.

## THE LOGO


The original logo was designed in 1970 and represents teamwork, unity and competition - the same values that reflect the spirit of Portland and the Pacific Northwest. Its lines represent the game of basketball: two teams of five players, coming together in competition. The movement and symmetry of the lines reflect the mechanics of the game. In its latest evolution, the logo's lines have been connected to symbolize the Blazers working together as a team. Other recent changes include the angle of the lines shifting to exactly 45 degrees, representing the 45th parallel north that leads on a path to the Northwest region, our community and our hometown. The updated pinwheel is reminiscent of our original 70's logo that was constructed with evenly spaced lines and congruent edges. Each of the lines follow the same trail to the center of the pinwheel and are now connected as an added symbol of teamwork.

PRESENT






## EVOLUTION OF THE TRAIL BLAZERS UNIFORM



1970-71



1971-72 through 1975-76



1975-76 through 1976-77



1977-78 through 1990-91



1991-92 through 2001-02



2002-03 through 2016-17



Association Uniform - Current



Icon Uniform - Current



**Paul Allen**

Entrepreneur and philanthropist Paul G. Allen has owned the Portland Trail Blazers for 29 years, and during that time the Trail Blazers have achieved at levels that few NBA teams have surpassed. Just one season after Mr. Allen acquired the National Basketball Association franchise from Larry Weinberg, the Trail Blazers made it to the NBA Finals and were back in the championship round two years later. In the years since Mr. Allen acquired the team, the Trail Blazers have posted an impressive 1,307-1,023 (.561) regular season record and have been in the playoffs 22 times.

Mr. Allen first made his mark when he co-founded Microsoft with Bill Gates in 1975, and he continues to be an innovator in the world of business and technology. He is founder and chairman of Vulcan Inc., which oversees his philanthropic and business interests, owns the 2014 Super Bowl Champion Seattle Seahawks of the National Football League, and is part of the primary ownership group for Seattle Sounders FC, Seattle's Major League Soccer team.

With a lifetime giving totaling more than \$2 billion, Allen has spent his career tackling some of the world's biggest challenges and pushing the boundaries of what's possible. Through his for-profit and philanthropic investments, he has sparked important developments and innovations in science, technology, space, education, conservation, community and the arts. For example, since 2003, Mr. Allen has invested more than \$500 million in groundbreaking brain research, primarily through the Allen Institute for Brain Science. More recently, he launched the Allen Institute for Cell Science and the Allen Institute for Artificial Intelligence.

In recognition of Mr. Allen's broad philanthropy, as well as his leadership in fighting the 2014 Ebola epidemic in West Africa, the Carnegie Corporation awarded him its prestigious Carnegie Medal of Philanthropy in 2015.

"We live in an age of big challenges," Mr. Allen said, "But I choose optimism. With the right team, anything is possible."

Learn more about Mr. Allen at [www.paulallen.com](http://www.paulallen.com).



## Neil Olshey

Promoted to President of Basketball Operations in 2015, Neil Olshey was named the 10th General Manager in franchise history on June 4, 2012, and finished his fifth season at the helm in 2016-17. As President of Basketball Operations, Olshey leads the organization's Basketball Operations department, overseeing talent evaluation, player personnel decisions, contract negotiations and salary cap management.

Less than a month after joining the Trail Blazers, Olshey drafted Damian Lillard (sixth overall), the fourth unanimous NBA Rookie of the Year in league history, and Meyers Leonard (11th overall). He then named veteran coach Terry Stotts head coach of the Trail Blazers on August 7, 2012.

On the heels of a fourth straight postseason berth, Olshey executed a draft day trade on June 22 to acquire Zach Collins (10th overall pick), and selected Caleb Swanigan with the 26th overall pick in the 2017 NBA Draft.

Olshey made the trade deadline move last season to acquire center Jusuf Nurkic and a 2017 first round draft pick from Denver in exchange for Mason Plumlee and cash considerations on February 13. Since making the move, Portland went 14-6 with Nurkic in the lineup and made its fourth consecutive playoff appearance for the first time since 2000-03 with the youngest roster in the NBA.

In the summer of 2016, Olshey added veteran Evan Turner via free agency, while re-signing Allen Crabbe, Maurice Harkless and Leonard. In addition, Olshey extended the contract of CJ McCollum, the 2015-16 winner of the NBA's Most Improved Player award.

The Trail Blazers advanced to the Western Conference Semifinals in 2015-16 after defeating the LA Clippers in the first round, despite not returning four of five starters from the previous year and possessing the third-youngest roster in the league. Portland lost the highest percentage of starters from the previous season among all teams that have ever advanced to the second round, while becoming the first Trail Blazers team to move onto the semifinals twice in three years since 1998-2000. It was the third straight trip to the playoffs under the direction of Olshey, who was runner-up for the 2015-16 NBA Executive of the Year Award.

In the summer of 2015, he executed a number of moves via the draft, free agency and trades to acquire a talented collection of young players, including Al-Farouq Aminu, Pat Connaughton, Ed Davis, Harkless, Gerald Henderson, Plumlee and Noah Vonleh.

Division champions for the first time since 1998-99 in 2014-15, the Trail Blazers put together consecutive 50-win seasons for just the fifth time in franchise history from 2013-14 to 2014-15.

In July of 2014, Olshey bolstered the team's bench by acquiring veteran free agents Steve Blake and Chris Kaman. In the summer of 2013, he traded for Thomas Robinson and Robin Lopez, signed free agents Mo Williams and Dorell Wright, selected McCollum (10th overall) in the NBA Draft and acquired the draft rights to Allen Crabbe (31st overall).

Olshey finished third in 2013-14 NBA Executive of the Year voting after the Trail Blazers posted a 54-28 record, marking the largest improvement in franchise history and the sixth-best record all-time. Portland won its first playoff series in 14 seasons, defeating the Houston Rockets in six games, which set up a Western Conference Semifinal matchup with the San Antonio Spurs. The postseason berth was the team's first since 2010-11.

Olshey came to Portland from the Clippers, where he served as the team's Vice President of Basketball Operations for two seasons. Placing third in votes for the 2011-12 NBA Executive of the Year Award, Olshey was responsible for all facets of basketball operations and player personnel moves while with the Clippers.

Under Olshey's direction, the Clippers transitioned into a playoff team in 2011-12 after he assembled one of the deepest rosters in the NBA prior to the start of the season. During a six-day span, Olshey added Chris Paul, Caron Butler and Chauncey Billups while re-signing DeAndre Jordan to a team that already featured Blake Griffin, Mo Williams and Eric Bledsoe. The Chris Paul trade led to Olshey receiving the "Best Sports Transaction of the Year" award at the MIT Sloan Sports Analytics Conference.

Olshey began his NBA career with the Clippers as Director of Player Development prior to the start of the 2003-04 season, and served as an assistant coach during the 2004-05 campaign before holding the title of Director of Player Personnel from 2005-08. Olshey was promoted to the role of Assistant General Manager prior to the start of the 2008-09 season.

Prior to joining the Clippers, Olshey was the Director of Player Development for SFX Sports Group, Inc. where he created, organized and conducted predraft and offseason training camps for future and current NBA players. The camps produced 15 lottery picks, 25 first round selections and 57 NBA players overall. Participants in Olshey's offseason skills development clinics include more than 85 current and former NBA players including numerous All-Stars and All-NBA selections. He has also served as a Head Coach/Clinician at the Reebok/Adidas ABCD Camp, the Roundball Classic and numerous NCAA basketball camps throughout the country.

A 1987 graduate of Le Moyne College, Olshey was a recipient of the Outstanding Senior Athlete Award for his efforts on the lacrosse field and is a current member of the Board of Regents.

He is married to Emmy-nominated television producer Leslie Radakovich, and they have two sons, Connor and James.



## Chris McGowan

Cartney, Justin Timberlake, Katy Perry, Garth Brooks, Taylor Swift, Madonna, The Eagles, Fleetwood Mac, Kevin Hart, Bruno Mars and the 2015 NCAA Basketball Tournament.

In August 2013, McGowan and his team negotiated a community partnership with Moda Health that included naming rights to the Moda Center. Together, Moda and the Trail Blazers have energized Portland's hub for sports and entertainment, creating an urban showcase for healthy, active living.

McGowan has been at the forefront of several major venue and technological improvements to the Rose Quarter campus and Trail Blazers Practice Facility, including \$16 million in capital improvements in 2014 – the largest and most sweeping changes to the complex since its original opening in 1995. This included the refurbishment of 1,800 seats in the Kuni Lexus Club Level; renovation of 31 of the arena's private suites; construction of 24 theatre-style premium boxes called Studio Suites; and creation of a glass-enclosed bar on the 300-level named "The Pines" features panoramic views of downtown Portland.

Fan-based upgrades to liven up the Rose Quarter have also been a focal point during McGowan's five years in Portland. Named after the winningest coach in franchise history, Dr. Jack's is the perfect spot to grab a bite or enjoy a cocktail before and after Rose Quarter events. McGowan also restored the popular Essential Forces water feature at the south entrance to the Moda Center, and environmentally-sustainable landscaping projects have brightened up the Rose Quarter campus.

He has taken advantage of Portland's thriving and unique food culture by bringing some of the city's most popular restaurants to the Moda Center, including Bunk Sandwiches, Killer Burger, Salt & Straw, Sizzle Pie and Stumptown Coffee, establishing the arena as a destination for local fare. In 2013, McGowan led the transition to Levy Restaurants as the Rose Quarter's new food and beverage partner, which has provided an award-winning food and beverage vision, along with premium hospitality and service.

McGowan has created two annual events during the Trail Blazers offseason to bring the team to fans across Oregon and Southwest Washington. In five years of the Rip City Relay, the organization has engaged 30 communities throughout the region in an effort to showcase the Trail Blazers as "Oregon's team." McGowan also brought back the popular 3-on-3 basketball tournament to the Rose Quarter – an annual event called Rip City 3-on-3 that is one of the state's premier outdoor basketball events, which raises money for Special Olympics Oregon and attracts thousands of attendees from across the region.

Under McGowan's leadership, the organization's charitable giving has increased every year thanks to new funding sources, including proceeds from the new Trail Blazers specialty license plates. During the 2016-17 season, the team's cash grants and donations approached \$1 million, which has nearly quadrupled since McGowan joined the organization.

In his previous role as COO of AEG Sports, McGowan oversaw the business operations of the NHL's 2012 Stanley Cup Champion Los Angeles Kings and the 2011 and 2012 MLS Cup Champion Los Angeles Galaxy, while also assisting with operations for all of AEG's sports teams worldwide. He also played an important role on the team that opened one of the country's most successful arenas in 1999-2000 – Staples Center.

The Sports Business Journal recognized McGowan's accomplishments at AEG Sports by naming him to their exclusive "Forty Under 40" list in March 2012. In 2014, McGowan was honored at the Father of the Year Awards benefiting the American Diabetes Association; and in 2017 was honored as one of the Business Executives of the Year by the Portland Business Journal. Locally, McGowan is active in the Portland community and currently serves as a board member of the Boys and Girls Clubs of Portland Metro; Doernbecher Children's Hospital Foundation; Oregon Sports Authority; the Wells Fargo Community Advisory Board and the Positive Coaching Alliance. He also serves as Vice President of the h.Club Los Angeles Foundation board of directors.

McGowan earned his bachelor's degree in International Relations from the University of Delaware in 1996, where he was captain of the soccer team. Chris, his wife Susan, and their two sons, Ryan (14) and Kyle (12), reside in Southwest Portland.



## Terry Stotts

14 seasons, defeating the Houston Rockets in six games and setting up a Western Conference Semifinal matchup with the San Antonio Spurs. Stotts has compiled a 223-187 (.544) record in five seasons at the helm in Portland, and has a 338-355 (.486) NBA overall coaching record.

Prior to coming to Portland, Stotts served as an assistant coach with Dallas for four seasons from 2008-12. Under head coach Rick Carlisle, he helped lead the Mavericks to the 2011 NBA Championship, playoff berths in each of his four seasons and a 198-114 (.635) overall record. Stotts has twice before served as an NBA head coach, with two-year stints in both Milwaukee (2005-07) and Atlanta (2002-04). During his two seasons with Milwaukee, Stotts guided the Bucks to a 63-83 (.432) mark, including a playoff appearance in 2006. Stotts replaced Lon Kruger as head coach of the Hawks on Dec. 26, 2002, and accumulated a record of 52-85 (.380) in two seasons with Atlanta.

In between head coaching positions, Stotts worked as the lead assistant to Mike Montgomery at Golden State during the 2004-05 season. Stotts took a sabbatical year in 2007-08, when he served as an NBA Development League coaches consultant, took a 19-day trip to Europe to spend time with top European coaches, attended games and practices at all levels and participated in a number of clinics and camps.

Before becoming a head coach, Stotts served as an assistant under George Karl for 10 years, six with Seattle and four with Milwaukee. Those teams finished each season with a .500 record or better and reached the postseason in nine of 10 seasons. While in Seattle, the Sonics posted a 357-135 (.726) record, captured four Pacific Division titles, reached the Western Conference Finals twice and appeared in the 1996 NBA Finals. In four seasons as lead assistant in Milwaukee, Stotts helped the Bucks amass a 163-133 (.551) mark, highlighted by a Central Division Championship and a berth in the 2001 Eastern Conference Finals.

Stotts was selected by Houston in the second round of the 1980 NBA Draft, and played professionally in Italy and then with the CBA's Montana Golden Nuggets, coached by Karl. He returned to Europe in 1983, playing in Spain and France before joining Karl's coaching staff with the CBA's Albany Patroons in 1990-91. During his first year on a professional coaching staff, he helped lead the Patroons to an all-time CBA-best 50-6 record. Stotts was an assistant coach for the CBA's Fort Wayne Fury for one season before joining the Sonics as a scout.

A four-year starter at the University of Oklahoma, Stotts earned All Big Eight honors as a senior and was named Academic All-America in each of his final two collegiate seasons. He was named Oklahoma's outstanding senior student-athlete and was one of three individuals chosen nationally to receive an NCAA Post-Graduate Scholarship. He earned a BS in Zoology and, in 1988, earned an MBA from his alma mater. Born in Cedar Falls, Iowa, Stotts grew up in Iowa, Illinois, Wisconsin, Guam and finished high school in Bloomington, Indiana. Stotts is married to his wife, Jan.

### TERRY STOTTS NBA HEAD COACHING RECORD

Year	Team	G	W	Pct.	W	L	Pct.	Finish
2002-03	Atlanta	55	24	.31	436	--	--	11th place, Eastern Conference
2003-04	Atlanta	82	28	.54	.341	--	--	12th place, Eastern Conference
2005-06	Milwaukee	82	40	.42	.488	1	4	200
2006-07	Milwaukee	64	23	41	.359	--	--	14th place, Eastern Conference
2012-13	Portland	82	33	49	.402	--	--	11th place, Western Conference
2013-14	Portland	82	54	28	.659	5	6	.455
2014-15	Portland	82	51	31	.622	1	4	.200
2015-16	Portland	82	44	38	.537	5	6	.455
2016-17	Portland	82	41	41	.500	0	4	.000
Career Totals		693	338	355	.488	12	24	.333





**David  
Vanterpool**

## Assistant Coach

David Vanterpool completed his fifth regular season with the Trail Blazers in 2016-17 after spending the previous two seasons as Director of Pro Personnel for the Oklahoma City Thunder. Named an assistant coach on the Canadian Men's National Team in 2015, Vanterpool is a five-time coach for the NBA's Basketball Without Borders initiative and most recently ran coaching clinics in the Bahamas during the summer of 2017. He played for European power CSKA Moscow from 2005-07, winning a Euroleague title there before becoming an assistant coach with the club upon retirement. He earned an All-Euroleague Second Team selection during the 2003-04 season while playing for Italian champion Montepaschi Siena. Vanterpool won a CBA Championship with the Yakima Sun Kings, and was CBA MVP before being called up to the Washington Wizards, where he appeared in 22 games in 2000-01. He also spent time with the Detroit Pistons and New Jersey Nets. As a senior at Montgomery Blair High School in Silver Spring, Maryland, he was a first team All-Met selection, and went on to play college basketball at St. Bonaventure University. In 1995 he was named First Team Atlantic-10, and in 2005 St. Bonaventure University inducted him into their Athletic Hall of Fame.



**Nate Tibbetts**

## Assistant Coach

Nate Tibbetts finished his fourth regular season with the Trail Blazers in 2016-17 after serving as an assistant coach for the Cleveland Cavaliers from 2011-13. Prior to his tenure with the Cavs, Tibbetts served as head coach of the NBA Development League's Tulsa 66ers for two seasons. He guided the Oklahoma City Thunder's D-League affiliate to a 64-41 (.610) record and two trips to the playoffs during his time there. Tibbetts was selected to lead the West team in the 2011 D-League All-Star Game after guiding Tulsa to a conference-best 24-10 record heading into the break. He was also selected to be the United States head coach in the 2011 Pan American Games, where he led the group of D-League players to a bronze medal, USA's first medal since 1999. Tibbetts was a member of the D-League's Sioux Falls Skyforce coaching staff for four seasons from 2005-09 and was promoted to head coach after his first two campaigns. A former University of South Dakota standout who ranks second all-time in career assists (678) and steals (215) at the school, he was an assistant coach at the University of Sioux Falls from 2001-05. Tibbetts and his wife, Lyndsey, reside in Portland.



**Dale Osbourne**

## Assistant Coach

Dale Osbourne finished his fifth regular season with the Trail Blazers in 2016-17, previously serving as head coach of the Tulsa 66ers, the Oklahoma City Thunder's NBA Development League team. Catching the eye of USA Basketball, the organization selected him as an assistant coach for the 2011 Pan American Games, where the United States medaled for the first time since 1999. Osbourne spent parts of three seasons as an assistant in Tulsa before being promoted to head coach in December 2011. He has also been an assistant with the D-League's Utah Flash and Austin Toros, in addition to coaching tenures in the WNBA, CBA and USBL. In seven years as an assistant at the University of South Alabama, Osbourne helped guide his alma mater to a pair of Sun Belt Conference titles.

**John McCullough**

## Assistant Coach

John McCullough enters his second season as an assistant coach with the Trail Blazers after spending the previous four seasons as the team's advance scout. Prior to the Trail Blazers, he was the Head Women's Basketball Coach at Oklahoma Baptist University, leading the Lady Bison to 10 NAIA National Tournament appearances, including the 2009 NAIA Semifinals. The Big 8 Player of the Year in 1979, the former University of Oklahoma All-American was drafted by the Kansas City Kings in the 1979 NBA Draft. He went on to play professionally for seven years with the Phoenix Suns, Billings Volcanoes and Ohio Mixers (CBA), Élan Béarnais Pau-Orthez (France) and the Las Vegas Silver Streaks (WBL). John and his wife, Stephanie, have a son, Stephen, who is married to Michelle. They reside in Portland.

**Jim Moran**

## Assistant Coach

Jim Moran completed his second season on the Trail Blazers bench in 2016-17 after spending last year in Portland as an associate video coordinator. A player development coach for the Maine Red Claws of the NBA Development League in 2013, Moran played his entire professional career for CB Gran Canaria in the Spanish ACB League from 2001-11. He is the only player in team history to have his number retired by Gran Canaria, finishing his career with 2,060 points, 802 rebounds and 321 assists. Moran played collegiately at William & Mary, where he was twice named to the All-Colonial Athletic Association Team his junior and senior seasons. A native of Syosset, New York, Moran played for the Irish Men's National Team from 2001-06. Moran and his wife, Rosalyn, reside in Tualatin.

**Bill Branch**

## Assistant General Manager

Trail Blazers Assistant General Manager Bill Branch begins his 31st year in the NBA and eighth season with the Trail Blazers in 2017-18. With a career of unique NBA experience, Branch's primary focus is working with President of Basketball Operations Neil Olshey on developing the Trail Blazers' roster and day-to-day management of basketball operations. Before coming to Rip City, Branch spent three seasons with the Oklahoma City Thunder, where he served as the team's director of pro player personnel and contributed to one of the largest turnarounds in NBA history. The Thunder improved its record by 27 games in 2009-10, tied for the ninth largest single-season leap in NBA history. Prior to his time with the Thunder, Branch worked for the Denver Nuggets from 1997-2007, first as an advance scout and the last five years of his tenure as assistant coach and director of scouting. A North Carolina native, Branch turned his role as the Charlotte Hornets' first intern into a 10-year run with the expansion team's basketball operations staff to spark his NBA career. As an administrative assistant in the Hornets' player personnel department from

1987-90, Branch designed the team's first computerized scouting database to track collegiate and pro talent, and ended his run with the Hornets as the team's director of scouting. Branch's career exploits earned him the coveted role of advance scout for USA Basketball, culminating in a Gold Medal win for the 2008 Olympic team coached by Mike Krzyzewski. He also has served twice as a coach in the NBA's Basketball Without Borders program. As part of this outreach effort, Branch traveled to South Africa and participated in a weeklong camp attracting Africa's top 100 basketball players. Branch and his wife, Monicah McGee, have two children, Ava and Tate.

**Steve Rosenberry**

## Assistant General Manager

Steve Rosenberry enters his eighth season as an Assistant General Manager in 2017-18. Rosenberry works closely with Trail Blazers Director of Player Personnel Joe Cronin on evaluating collegiate players, and assists President of Basketball Operations Neil Olshey in generating and vetting free agent and trade opportunities. A veteran NBA talent evaluator, Rosenberry most recently served as director of pro personnel/college scouting with the Atlanta Hawks from 2008-10. Rosenberry got his NBA start with Seattle in 1985 and worked for six seasons there as a scout before joining the Charlotte Hornets in a similar capacity from 1991-94. Rosenberry returned to Seattle in 1994 and spent the next 13 seasons there until 2007, most recently serving as director of scouting. He then spent the 2007-08 season as a consultant with the Milwaukee Bucks. A talented player in his own right, Rosenberry played two seasons for the Lancaster Red Roses of the Continental Basketball Association (CBA) from 1978-80. He then spent two years in Europe with the McGregor Power All-Stars before pursuing a career in basketball management. A 1978 Guilford College (Greensboro, N.C.) graduate, Rosenberry was a three-year guard for the NAIA school. A Philadelphia native, Rosenberry spent his high school days in Harrisburg, Pa. He and his wife, Kathi, have a daughter, Taylor, and a son, Kyle.

**Joe Cronin**

## Director of Player Personnel

Promoted to Director of Player Personnel in July 2014, Cronin manages the team's Salary Cap and oversees its amateur and professional scouting. An important part of the team's player evaluation and strategic planning process, Cronin is active in the NBA Draft, trades, and free agent acquisitions and negotiations. Entering his 11th season with Portland, Cronin most recently served as the team's Pro Scout/Salary Cap Analyst, a position he held since 2010. As a result of his continued dedication to the team, Cronin was the 2011-12 recipient of the Trail Blazers' "Unify People in a Championship Culture" Award. Cronin joined the team as a Basketball Operations Intern in 2006 after earning his Master's at the University of Denver, where he also worked as Graduate Assistant for the men's basketball team. A Denver native who played college basketball at Regis University and the University of Northern Colorado, Cronin resides in Portland with his wife, Megan.



**Jesse Elis**

## Director of Player Health & Performance

Jesse Elis begins his first season with the Trail Blazers in 2017-18 as the team's Director of Player Health and Performance. Elis leads all facets of the Trail Blazers medical staff to collaboratively provide preventative maintenance and rehabilitative health care to Trail Blazers players. He works closely with the team's athletic trainers, physicians, strength and conditioning specialists, nutritionists, psychologists and therapeutic specialists to integrate rehabilitative concepts into performance training. A native of Dickinson, N.D., Elis joins the Trail Blazers from EXOS in Phoenix, Ariz., where he served as the Director of Physical Therapy for the past two years. Prior to his time at EXOS, Elis had extensive experience working with athletes as a concierge physical therapist for professional tennis players and working in China with both National and Olympic-based teams. Elis received his bachelor's and doctorate degrees at the University of North Dakota, and completed a three-year post doctorate fellowship in the area of orthopedic manual therapy through the Evidence in Motion program. He also is board certified through the American Physical Therapy Association in both Orthopedics and Sports while also carrying the designation as a Certified Strength and Conditioning Specialist. Maintaining his involvement in continuing education programs, Elis teaches on multiple levels of both lecture and clinically-based courses. An outdoors enthusiast who has traveled to 24 countries, Elis lives in Lake Oswego with his wife, MickKallyn.

**Geoff Clark**

## Head Athletic Trainer

The 2017-18 campaign marks Geoff Clark's 20th NBA season, all with the Trail Blazers, and eighth as Head Athletic Trainer. His background includes four seasons within the Los Angeles Dodgers minor league system and eight years in outpatient physical therapy where he also worked with the CBA's Yakima Sun Kings. Clark is NATA Board Certified as an Athletic Trainer, holds NASM credentials in Performance Enhancement and Corrective Exercise. Along with his sports medicine duties, Clark also helps coordinate team travel. A native of Salem, Ore., Clark received his B.S. from Oregon State University in 1990 and completed his USOC Sports Medicine Internship in 1999. He was recipient of the CBA Athletic Trainer of the Year award in 1995, served at the 1996 Centennial Olympics in Atlanta, was a member of the 1997 USA Men's Basketball Tournament of the Americas gold medal-winning team, and served on the medical staff at the 2012 NBA All-Star Game. Clark was also a recipient of the 2013-14 Joe O'Toole Award recognizing the NBATA Athletic Trainer of the Year. He and his wife, Alisa, reside in Beaverton, and enjoy spending time with family and experiencing the Pacific Northwest.

**Todd Forcier**

## **Sports Performance Specialist**

Todd Forcier concluded his seventh season with the Trail Blazers in 2016-17. Prior to joining the team, he served as Head Strength and Conditioning coach for men's basketball at the University of Kentucky from 2007-10. Forcier held the same position at Syracuse (2002-07) and at the University of Dayton (1998-2002) for both the men's and women's teams, and was an assistant strength and conditioning coach at UNLV in 1997-98. Forcier, in addition to being certified in CSCS and ART, is a licensed massage therapist. He received his bachelor's degree in kinesiology from Washington State, where he interned with the Cougars and Seattle SuperSonics. Forcier and his wife, Shannon, are the parents to Emma, Cash and Isla.

**Ben Kenyon**

## **Sports Performance Specialist**

Ben Kenyon completed his fourth season with the Trail Blazers in 2016-17. Kenyon came to the Trail Blazers from George Washington University, where he served as Assistant Athletics Director for Strength and Conditioning, a position that oversees strength and conditioning and nutrition for all 23 varsity sports. Prior to joining the Colonials, he served as a strength and conditioning intern at the University of Florida from 2007-08, focusing on the Gators men's basketball team. Kenyon was also an intern at Rutgers during the summer of 2007, working primarily with the Scarlet Knights' football program. The Hillside, N.J., native graduated in 2006 with a degree in Sports Management from Adelphi University, where he lettered in basketball for four seasons and helped his team to three NCAA Division II Tournament appearances.

**Matt Whinrey**

## **Advance Scout**

Matt Whinrey begins his first season with the Trail Blazers in 2017-18 as the team's advance scout after spending the last four seasons with the New Orleans Pelicans. Whinrey spent one season as the assistant video coordinator for the Pelicans before working as the video coordinator for the past three seasons. Prior to joining the Pelicans, Whinrey was an NBA regional scout and basketball operations assistant for the Cleveland Cavaliers. After graduating with a degree in math and psychology from IUPUI in 2009, he worked as a student assistant coach for the men's basketball team before being named an assistant coach from 2010-2012.

**Lojze  
Milosavljevic**

## **International Scout**

The 2017-18 season marks Lojze Milosavljevic's fourth year as an international scout with the Portland Trail Blazers. With more than 17 years of NBA experience, Milosavljevic spent six seasons as an international scout for the Atlanta Hawks prior to joining the Trail Blazers. He also served for eight seasons as an international scout with the Seattle SuperSonics. Milosavljevic has more than 18 years of coaching experience, including two years as the head coach of the Slovenian Under-16 National team, six years as an assistant for the Slovenian Junior National Team and two years as an assistant for the Slovenian First Team. Milosavljevic resides in Ljubljana, Slovenia, with his girlfriend Aniya and her three basketball-playing children, Jaka (16), Anze (14) and Zala (9).

**Jonathan Yim**

## Video Coordinator/Player Development Coach

Jonathan Yim finished his fourth season as Video Coordinator for the Trail Blazers in 2016-17. Yim's duties include preparing scouting video for pregame, in-game and postgame meetings for coaches and players, and managing the recording and editing of all Trail Blazers games, opponents and international contests. Prior to coming to the Trail Blazers, Yim spent the 2012-13 season serving as a video intern with the Los Angeles Clippers, where he was responsible for video breakdowns of Clippers games, opponents games and distributing information to the coaching staff. Prior to joining the Clippers, Yim coached high school basketball for 10 years and coached an AAU National Championship team. A native of Irvine, Calif., Yim graduated from Cal-State Fullerton, where he studied History.

**Zach Williams**

## Basketball Data Analyst

Zach Williams begins his fifth season with the team in 2017-18 and fourth as the team's Director of Basketball Analytics after joining the Trail Blazers as an intern in January of 2013. In his current role, Williams works closely with the front office and the coaching staff, leading the team's efforts to integrate statistics and technology into the Trail Blazers coaching and management processes. The Fort Worth, Texas, native graduated from Tarleton State University with a degree in Psychology. Williams resides in Tualatin with his wife, Erin.

**Sean Kiely**

## Scouting Coordinator

Sean Kiely begins his ninth season with the Trail Blazers in 2017-18. As the team's Scouting Coordinator, Kiely works closely with the team's basketball operations staff, performs a number of scouting duties, focusing primarily on NBA and the NBA Development League. Kiely, who began his tenure with the Trail Blazers as a corporate sponsorship intern in 2008, moved on to an internship in the basketball operations department in 2008-09 before being hired full time. A native of West Linn, Oregon, Kiely graduated from the University of Oregon, where he studied Economics and Business. Kiely resides in Tualatin with his wife, Ashley.

**Eric Hallman**

## Equipment Manager

Eric Hallman enters his third season with the Trail Blazers in 2017-18. Hallman is in charge of ordering, outfitting and maintaining all of the team's basketball related equipment at home and on the road. He oversees one full-time assistant and a staff of 13 team attendants for all home games. An Arizona native, Hallman previously worked for the Phoenix Suns for 18 years since he was 12 years old, serving as a ball boy, team attendant and most recently as assistant equipment manager. On top of his duties with the Suns, he was the head equipment manager for the WNBA's Phoenix Mercury from 2011-15.


**Cheri Hanson**

## Vice President, Team Relations

As Vice President of Team Relations, Cheri Hanson facilitates cooperation and communication among players, coaches, business staff, agents, player families, and the NBA to help all parties achieve business and community objectives. Hanson collaborates with athletes and their agents to further brand management initiatives, including communications strategy, scheduling of meetings, public appearances and player programs. This is Hanson's eighth season in her current role. She joined the Trail Blazers in June 2007 as Vice President of Communications. It was a professional homecoming for the Portland native, whose NBA career began in 1974 as an assistant to her father, John White, the team's original publicity director and the recipient of the 1998 Splaver/McHugh "Tribute to Excellence" award. In 2015, Hanson herself became the first woman to win the prestigious NBA award, honoring her performance and service during her NBA career.

After a decade under her father's tutelage, Hanson directed public relations efforts for the Golden State Warriors (1985-90), the Seattle SuperSonics (1992-99) and the Milwaukee Bucks (1999-2007), and also served as the NBA's assistant director of media relations (1990-92). Twice, in 1987 and 2009, Hanson and her colleagues have been recognized for media relations leadership. Cheri and husband, David, have two boys, Nicholas (13) and Kyle (12).


**Hersey Hawkins**

## Player Programs Director

The team's Player Programs Director, Hersey Hawkins enters his ninth season with the Trail Blazers in 2017-18. A 13-year NBA veteran, Hawkins brings a wealth of professional experience to the position, where he serves as a critical resource of support for the players' professional, social and personal development. Hawkins is responsible for building strong relationships with the players as well as their families, agents and business associates. He also works closely with basketball operations, player representatives and the Trail Blazers' business departments to help build and maintain strategic partnerships. Hawkins' illustrious playing career included NBA All-Rookie honors in 1989, an All-Star appearance in 1991, a trip to the NBA Finals in 1996 and the NBA Sportsmanship Award in 1999. Known as a sharp-shooter from the perimeter, Hawkins ranks among the NBA's all-time leaders in three-pointers made (1,226) and three-point percentage (.394). The Bradley University star is one of just seven NCAA Division I men's basketball players to score 3,000 career points. Hawkins' 36.3 points per contest as a senior led the nation. Since

retiring from the league in 2001, Hawkins has worked as a TV analyst for both NBA and college broadcasts. He has coached all three of his sons, Brandon, Corey and Devon, as an assistant at Estrella Foothills High School in Goodyear, Ariz. Hawkins and his wife, Jennifer, have been married for 29 years.


**Nick West**

## Director of Basketball Operations

Nick West begins his eighth season with the Trail Blazers. In his role as Director of Basketball Operations, West directs the daily operations of the basketball department and oversees the administration of the Trail Blazers Practice Facility. West's duties also include team travel management, agent relations, finance/accounting and preseason scheduling. He worked for the Trail Blazers previously from 1996-2000, serving as the team's Small College Scouting Coordinator. A native of Seattle, West began working in the NBA as a volunteer for the Seattle Supersonics in the sixth grade in 1987, and later served as a team attendant for the Sonics from 1992-96. Prior to returning to the Trail Blazers for the 2010-11 season, West spent five years working in the recruiting department of Microsoft and spent six years coaching high school basketball in the Seattle area. He obtained his Masters in Education from Seattle Pacific University in June 2012. Nick and his wife, Stephanie, are the proud parents of daughters Gabrielle and Olivia, and son Noah.



**Rick Riley**

## Director of Security

Rick Riley enters his third season as the team's Director of Security. Riley is responsible for planning and coordinating all basketball team related security operations, including team travel, games, special events and individual player appearances. Prior to joining the Trail Blazers, Riley worked for two years as a contractor with the Miami Heat, where he served in a similar capacity. Riley worked as a Special Agent in the United States Air Force, where he served for 15 years. Agent Riley also coordinated protective service operations, undercover operations and ran the Joint Drug Enforcement Team (JDET). The JDET was responsible for investigating drug use and distribution by Air Force members, and civilians suspected of dealing to Air Force members.



**Jim Taylor**

## Vice President, Basketball Communications

Jim Taylor begins his 20th overall season with the Trail Blazers after being promoted to Vice President of Basketball Communications in 2013. Taylor is the team's primary media contact and spokesperson on all basketball-related matters. In addition to overseeing the day-to-day and game night media operations, Taylor helps facilitate interviews, appearances, media events and the dissemination of Trail Blazers basketball news and information. Taylor works across other departments assisting in the development and execution of the Trail Blazers' integrated marketing plans and communications initiatives. Taylor previously worked for the team as director of corporate communications from 1991-98, and website content manager from 2005-07. Between his tenures with the organization, Taylor served as the venue director for the 1999 FIFA Women's World Cup before becoming the general manager of the Portland Timbers soccer team, a position

he held for five years. A native of Vancouver, Wash., Taylor graduated from Hudson's Bay High School, Mt. Hood Community College and Oregon State University. Jim and his wife, Kippie, are the parents of two daughters, Ali and Zoe, and reside in Vancouver, Wash.



**Collin Romer**

## Basketball Communications Director

Collin Romer enters his 13th season with the Trail Blazers in 2017-18. In his role as Basketball Communications Director, Romer serves as a primary media contact for the team and basketball personnel. He oversees the production of game notes, the media guide, press releases and statistical records. Romer also manages the team's game night stats crew, media room crew and intern program. Prior to joining the Trail Blazers in 2005, he spent three seasons as media relations manager for the Portland Timbers soccer team and Portland Beavers Triple-A baseball team at what is now Providence Park. Romer was previously a member of the Trail Blazers' game night media room crew during the 2002-03 campaign. A Northeast Portland native who attended the city's Grant High School, he is a 2002 graduate of the University of Oregon's School of Journalism and Communication. Collin and his wife, Breanna, live in Portland with their sons, Oscar and Theodore, and their mutt, Ralphie.



**Dewayne  
Hankins**

## Chief Marketing Officer

Dewayne Hankins enters his fifth season with the Trail Blazers and Rose Quarter in 2017-18, and second as Chief Marketing Officer (CMO). In his current role, Hankins oversees the overall brand strategy, innovation efforts and corporate communications for the Trail Blazers and Rose Quarter. Hankins previously held the role of Senior Vice President of Brand Strategy & Digital. Under his leadership, the team's digitally-focused marketing campaigns helped achieve franchise records in individual game ticket sales, the Trail Blazers and Rose Quarter sites underwent significant responsive site redesigns, and the team increased its outreach to Oregon and the Pacific Northwest with strategic brand activations. Hankins directs the critically-acclaimed Trail Blazers social media team and won the NBA Digital Innovation Award in 2017, 2016 and 2014. Hankins also oversaw the recent re-brand of the new Trail Blazers logo and uniforms and will advise on the Trail Blazers NBA 2K esports team. His executive role has also grown within

Vulcan, Inc., parent company of the Trail Blazers, to include strategic direction for the marketing, digital media and advertising of Vulcan Arts+Entertainment properties Upstream Music Fest + Summit, MoPop, Seattle Art Fair, Flying Heritage & Combat Museum, Living Computers Museum + Labs, New Orleans Food + Funk Festival and The Hospital Club. Before joining the organization from Anschutz Entertainment Group (AEG), Hankins oversaw the digital efforts of AEG's sports properties worldwide, including the LA Kings and LA Galaxy, most notably the Kings' cutting-edge social media initiatives from 2010-13. Prior to joining AEG, he spent time with the Minnesota Wild and Miami Marlins. Hankins currently serves on the NBA Team Marketing Advisory Board, the development committee for the Right Brain Initiative, as a board member for Special Olympics Oregon and sits on the Marketo Executive Council. A native of Lockport, Ill., Hankins is a 2002 graduate of Iowa State University, where he majored in communications. He and his wife, Gloria, and their sons, Hudson (5) and Grady (3), reside in Northwest Portland.



**Bill  
Christensen**

## Senior Vice President, Finance

Entering his 26th season with the Trail Blazers, Bill Christensen serves as the team's Senior Vice President of Finance. Christensen oversees the financial operations of the team and arena, including budgeting, forecasting and financial reporting in addition to his risk management responsibilities. Originally a retail employee with the organization, Christensen moved into an accountant position at Oregon Arena Corporation when the team took up management of the Veterans Memorial Coliseum in 1993. He has since held the position of Controller for team properties Action Sports Media, Oregon Arena Corporation and Rose City Radio before being promoted to Senior Financial Analyst for the Trail Blazers in 2005 and Vice President of Finance in 2010. A member of the 2009 Portland Business Alliance's Leadership Portland program, Christensen is the Treasurer of the Trail Blazers Foundation and a member of the board for Big Brothers Big Sisters Columbia Northwest. A Portland-area native and Oregon State University graduate, Bill and his wife, Kim, reside in Lake Oswego with their children Jack, Ashley and Quinn.



**Ben  
Lauritsen**

## Senior Vice President, Business Operations & General Counsel

Senior Vice President of Business Operations & General Counsel, Ben Lauritsen enters his ninth season with the Trail Blazers in 2017-18. He advises the Trail Blazers and the Rose Quarter in strategy, operations, negotiations, disputes, and compliance. In addition to leading the team's legal functions, he oversees the team's human resources and community outreach departments and serves as board president of the Trail Blazers Foundation. Prior to joining the Trail Blazers, Lauritsen worked as a corporate attorney at Stoel Rives LLP in Portland and at Latham & Watkins LLP in London. Lauritsen graduated from the University of Chicago Law School in 2004 and spent a year as a judicial clerk for Judge David G. Campbell in the U.S. District of Arizona following graduation. Lauritsen serves on the board for Girls Inc. of the Pacific Northwest. He is a frequent contributor to sports and entertainment law classes, panels and conferences. Ben currently resides in Southwest Portland with his wife and three children.





**Chris Oxley**

## Senior Vice President, Venue Operations

Chris Oxley's expansive career in the sports and entertainment industry has spanned two decades. In his 18th year at the Rose Quarter, Oxley holds the position of Senior Vice President of Venue Operations for the Portland Trail Blazers. His responsibilities include the oversight of Information Technology, Ticket Operations, Business Development, Government Affairs and Rip City Management, LLC. Venue responsibilities include F&B, facility operations, content, capital planning, design & construction, event development and sustainable operations. His driving goal in managing this cross section of the company is to create exceptional moments for fans through cutting edge technology, premier events and outstanding customer service. Previously the organization's Vice President, General Manager of Rose Quarter Operations, Oxley managed a significant renovation of the Trail Blazers practice facility and oversaw a \$16 million capital campaign that infused the Rose Quarter with critical new entertainment infrastructure to enhance the fan experience. His culinary vision led to the creation of the successful Dr. Jack's

and The Pines; including the launch of new food, beverage and catering offerings that is now considered an innovative model for professional sports venues. An established leader in sustainable venue operations, he also led the charge for the Moda Center to be the first professional sports venue to achieve LEED Gold Certification for an existing building. Oxley's executive role has also expanded within Vulcan, Inc., parent company of the Trail Blazers, to include a strategic business advisory role for Vulcan Arts+Entertainment properties Upstream Music Fest + Summit, MoPop, Seattle Art Fair, Flying Heritage & Combat Museum, Living Computers Museum + Labs, New Orleans Food + Funk Festival and The Hospital Club. Oxley began his career in many notable Colorado venues and is a graduate of Drake University with a BA in Economics and Business Administration. In addition to a diverse mix of professional duties, Oxley maintains a strong sense of civic responsibility and commitment to regional growth. He serves in board-executive leadership positions with the Portland Business Alliance, Greater Portland Inc. and Oregon Sports Authority. In addition, he serves in Board of Director positions with Portland's Foundation, Trail Blazers Foundation and the Lloyd Business Improvement District. He resides with his family (Suzan, Jackson and Maxwell) in the Multnomah Village neighborhood in Southwest Portland.



**Sarah Petrone**

## Senior Vice President, People & Culture

Sarah Petrone, Senior Vice President of People & Culture, begins her fifth season with the Trail Blazers and Rose Quarter in 2017-18. From Portland, Petrone joined the team in June 2013 after serving as Head of Human Resources, People and Culture for the North America Region of Denmark-based Vestas Wind Technology. Petrone worked out of the company's Portland offices and managed all Human Resources operations for its North American Sales, Technology and Manufacturing divisions. Petrone's path to the Trail Blazers also included positions as an HR Consultant for Genentech in Hillsboro, Manager of Human Resources, Training and Development for A-dec, Inc. in Newberg, and regional employee relations and training assignments for Hollywood Entertainment, Inc. in Wilsonville. Petrone was named to the Portland Business Journal's 2015 Forty Under 40 listing, honoring a select group of leaders under the age of 40 for their professional accomplishments and contributions to the community. She served as

lead reference in the Sports Business Journal's 2014 article exploring the effects of the Patient Protection and Affordable Care Act on professional sports teams. Petrone earned a Master's degree in Business Administration at Marylhurst after graduating Cum Laude with a Bachelor's degree in Speech Communication at Oregon State. She is a certified Professional in Human Resources (PHR) as administered nationally by the HR Certification Institute. This past year, Petrone served as the Go Red Chair for Portland and led the Executive Leadership Team for Go Red for Women. She is also a board member of the Portland Community College Foundation, American Heart Association and Central Catholic High School. Married to Donald Rose, a Portland Public Schools teacher, Petrone is the mother of two children.



**Steve Scott**

## Senior Vice President, Revenue

Entering his ninth year with the Trail Blazers, Steve Scott was promoted to Senior Vice President of Revenue in 2016. In his role, Scott oversees all revenue departments including Ticket Sales & Service, Premium Seating and Corporate Partnership. He was previously Vice President of Corporate Partnership since 2012, where he led the corporate sponsorship sales and marketing teams responsible for strategic sponsorship initiatives and new partner development. In 2013, Scott led the organization's efforts to rename the arena to the Moda Center. He formerly held the positions of Corporate Partnership Sales Manager from 2009-10 and Senior Manager of Corporate Partnership from 2010-12. Recently, his executive role has expanded within Vulcan, Inc., parent company of

the Trail Blazers, to include strategic guidance on revenue generation and corporate partnership initiatives for Vulcan Arts+Entertainment properties Upstream Music Fest + Summit, MoPop, Seattle Art Fair, Flying Heritage & Combat Museum, Living Computers Museum + Labs, New Orleans Food + Funk Festival and The Hospital Club. In the local community, Scott sits on the Board of Trustees for the Ronald McDonald House of Oregon and is a former member of the Board of Directors for the Green Sports Alliance. Scott is a product of the University of Oregon's School of Journalism. He and his wife, Kelly, have two sons and reside in Northwest Portland.



**Ryan Flaherty**

## Vice President, Brand Strategy

Ryan Flaherty has over 22 years of marketing and brand development experience with the Trail Blazers. He currently serves as the Vice President of Brand Strategy and manages the divisions of Creative Services, Broadcast, Content, Game Operations & Events and Retail. His previous roles at the Trail Blazers include two years as Marketing Director, over ten years as Creative Director, two years as Copywriter, Producer & Director and four years in the Corporate Marketing Department as an Account Manager. Major projects include leading team identity re-branding efforts, development of numerous season marketing campaigns, writing, producing and directing hundreds of radio and television commercial productions, development of multiple environmental space build

outs within the Moda Center and countless marketing promotions and programs throughout his time with the organization. Flaherty graduated from Oregon State University with a degree in Communications. He and his wife and two daughters reside in NW Portland.



**Tyler Howell**

## Vice President, Ticket Sales & Service

Tyler Howell begins his fifth year as Vice President of Ticket Sales & Service after being promoted from Vice President of Ticket Sales in 2013. In his current position, Howell oversees all staff responsible for the ticketing aspects of the business, including season tickets, packages, groups and single game sales. He had served as Senior Director of Ticket Sales for the Trail Blazers since July 2007. Howell joined the Trail Blazers in June 2003, and has also held the roles of Director of Inside Sales and Director of Ticket Sales. Howell came to Portland to oversee the creation and development of the Inside Sales department for the Trail Blazers. He entered the sports industry in 2001-02 with the Utah Jazz, bringing 10 years of sales, training and management experience with him. Howell is

originally from Nibley, Utah, and has a bachelor's degree in business from Utah State University. He currently resides in Washougal, Wash., with his wife Christie, daughters Hailey, Aubrey and Brooke, and son Wyatt.





**Mike Janes**

## Vice President, Engineering & Technology

Mike Janes was promoted to Vice President of Engineering and Technology in 2012. In his current role, Janes directs all technology for both the team's broadcasting and information technology departments. He also oversees the Trail Blazers' radio networks, broadcast production facilities and business technology. Prior to assuming his current position, Janes served as the team's Director of Engineering since 1999. A 34-year veteran of the Trail Blazers, Janes began working on game days in 1982. In addition to his work with the Trail Blazers, he performed video post-production and duplication for 11 years as Director of Engineering at Vaughn Communications in Portland. Janes has been a member of the University Club of Portland since 1989. An Oregon native, he is a graduate of the University of Portland and Jesuit High School. The proud parents of two young adults, Edwin and Marian, Mike and his wife, Ethel, make their home in Beaverton, Ore.



**Anthony  
Jones-DeBerry**

## Vice President, Premium Seating

Anthony Jones-DeBerry joined the Trail Blazers in December 2012. A seasoned executive with more than 20 years of sales experience emphasizing premium seating and hospitality, Jones-DeBerry serves as the team's Vice President of Premium Seating. Before relocating to Portland, Jones-DeBerry was most recently Executive Vice President of Sales for Los Angeles-based Owners Pass, a national specialty sales consultant for Fortune 1000 companies in the creation of customized corporate packages. Divisions under his management focused on premium seats and experience offerings for such events as the Super Bowl, BCS National Championship Game and the NCAA Basketball Final Four. Prior to his time at Owners Pass, Jones-DeBerry served as Vice President of Premium Seating Sales at STAPLES Center. His career also included senior sales executive roles for other AEG-owned venues such as StubHub Center (Carson, CA), Sprint Center (Kansas City) and O2 Arena (London). A football letterman as a linebacker at the University of Notre Dame and later UCLA, Jones-DeBerry holds a Bachelor of Arts degree from UCLA.



**Michael  
Lewellen**

## Vice President, Corporate Communications & Public Engagement

Trail Blazers Vice President of Corporate Communications, Michael Lewellen, APR, has directed the Trail Blazers' corporate communications, business communications and public engagement strategies since 2012. His role also includes leadership of public and civic affairs, and media communications concerning Rip City Management, Moda Center, Rose Quarter and Veterans Memorial Coliseum. Lewellen's award-winning career over the past 30-plus years includes senior positions with Nike, Turner Sports, Fox Sports Net, Black Entertainment Television, NBC Universal and Heart of Florida United Way responsible for media strategies, reputation management, sports and entertainment publicity, crisis response and brand communications. A native of Jonesboro, Ark., Lewellen holds a Bachelor's degree in Journalism from Arkansas State University and is an

accredited public relations practitioner through both the Public Relations Society of America and International Association of Business Communicators. Career honors include the Robert S. Abbott Memorial Award for Meritorious Service in Mass Communications from the Southern Regional Press Institute; the National Black Public Relations Society Founders Award for achievements in the public relations profession; and numerous other awards for communications campaigns and media tactics. Locally, Lewellen is chairman of the board of directors for the Urban League of Portland; and a member of the All Hands Raised board of directors and the Corporate Advisory Board for the Oregon Association of Minority Entrepreneurs. He is also the father of three children – Brandi, Elliott (deceased) and Ethan; and has three grandchildren.



**Amanda Mann**

### **Vice President and General Manager, Rose Quarter Operations**

Amanda Mann, Vice President and General Manager of the Rose Quarter, enters her second season with Rip City Management and the Trail Blazers in 2017-18. As General Manager of the Rose Quarter, Mann oversees all Booking, Guest Experience/Security, Event & Facility Operations for the Moda Center, Veterans Memorial Coliseum and Rose Quarter campus. Mann also serves as a liaison with Levy Restaurants – concessionaire to the Rose Quarter. Prior to joining the organization, Mann has served as Assistant General Manager, VP of Booking & Event Operations at Toyota Center in Houston, TX as well as VP of Booking for Clear Channel Entertainment, Texas. Mann graduated with a bachelor's degree in computer science and mathematics from the School of Engineering at Vanderbilt University. Amanda currently resides in Northeast Portland with her husband, two daughters and dog.



**Christa Stout**

### **Vice President, Social Responsibility**

Christa Stout, Vice President of Social Responsibility, oversees Trail Blazers' community involvement, youth basketball, and diversity, equity and inclusion work. Her team manages the organization's social and environmental impact work in conjunction with local nonprofit organizations, key team partners and the Trail Blazers Foundation, the primary channel for the Trail Blazers' charitable fundraising and giving. Prior to joining the Trail Blazers in February of 2014, Stout managed the Portland Timbers Community Relations Department starting in 2011. Stout gained international development experience in sport and social change in South Africa, Australia, Central and South America, and Europe prior to moving back to her hometown, Portland, in 2011. Stout holds an MBA in international business from the Middlebury Institute of International Studies at Monterey and is also a graduate of Connecticut College with a Bachelors of Arts degree. She serves on the Latino Network and Portland Parks and Recreation boards and in her free time enjoys running, hiking and cooking with her husband and daughter.

# TRAIL BLAZERS STAFF



**Todd Adams**  
Brand Development Manager



**TJ Ansley**  
Director of Digital Experience



**Ketura Bargas**  
Season Ticket Services  
Manager



**Brian Barkdoll**  
Player Development Assistant



**Emily Bartman**  
Premium Service Coordinator



**Jarrand Bean**  
Computer Support Specialist



**David Berg**  
Staff Accountant



**Steve Blake**  
Coaching Intern



**Todd Bosma**  
Director of Game Operations  
& Events



**Alec Botts**  
Group Experience Manager



**Brian Bredeson**  
Premium Service Manager



**Natalie Brenny**  
Ticket Programs Coordinator



**Matt Bronstein**  
Analytics Coordinator



**Brian Buck**  
Corporate Ticket Sales  
Manager



**Dawn Buckwalter**  
Accounts Receivable  
Coordinator



**Philipp Buractaon**  
People & Culture Health & Well  
Being Benefits Manager



**Michelle Burch**  
Performance Teams Manager



**Lisa Burke**  
Director of Revenue  
Operations



**Julie Caceres**  
Group Experience Manager



**Frannie Cameron**  
Marketing Production  
Coordinator



**Octavia Chambers**  
Social Responsibility Impact  
Manager



**Isaac Ciula**  
Assistant Controller



**Brian Conkle**  
Computer Support Manager



**Amy Corbett**  
Director of Partnership  
Marketing



**Pat Cummins**  
Technology Systems  
Specialist

# TRAIL BLAZERS STAFF



**Jeff Curtin**  
Director of Broadcasting



**Joanna De Peralta**  
Senior Season Ticket  
Services Manager



**Patti DeCoursey**  
Corporate Partnership  
Business Assistant



**Jack Dellert**  
Mascot Coordinator



**Jimmy Donovan**  
Ticket Sales Manager



**Wyndell Durham**  
Practice Facility Security  
Agent



**Fredrick Durojaiye**  
Ticket Sales Manager



**Dan Eastham**  
Season Ticket Services  
Manager



**Bruce Ely**  
Lead Photographer



**Sarah Espinosa**  
Ticket Sales Manager



**Sarah Eubanks**  
People & Culture Talent Acquisition  
& Development Manager



**Gus Farah**  
Corporate Partnership Sales  
Manager



**Preston Fawcett**  
Assistant Scouting  
Coordinator



**Rebecca Felch**  
Executive Assistant  
to the President



**Meggie Finn**  
Brand Strategy  
Production Manager



**Matthew Gardner**  
Director of Customer  
Experience and Advertising



**Maia Garner**  
Executive Assistant



**Bojan Gavric**  
Senior Graphic Designer



**Ryan Gibson**  
Premium Sales Manager



**Jacob Gifford**  
Basketball Communications  
Assistant



**Jennifer Glickman-Hett**  
Corporate Partnership Sales  
Manager



**John Goodwin**  
Senior Premium Service  
Manager



**Hilary Gorlin**  
Corporate Communications  
Specialist



**McKenzie Griffin**  
Group Experience Manager



**Aaron Grossman**  
Director of Content



**June Hall**  
Paralegal



**Beth Hancock**  
Executive Assistant



**Sarah Hannon**  
Ticket Services Assistant



**Nicole Hargrave**  
Business and Research  
Manager



**Kevin Hart**  
Security Agent & Club House  
Attendant



**Casey Holdahl**  
Trail Blazers Insider



**Geri Holden**  
Payroll Manager



**Michael Horne**  
Graphic Designer



**Dan Hyatt**  
Television Producer



**Joe Isse**  
Director of Inside Sales



**Anna Jesse Colasuonno**  
Season Ticket  
Services Manager



**Pam Juranas Zwolak**  
Premium Service Manager



**Andrew Kastenbaum**  
Group Experience Manager



**Tracy Katigbak**  
Premium Sales Manager



**Annie Klug**  
Director of Community  
Programs



**Andrew Knister**  
Partnership Marketing  
Manager



**Brooke LaSalle**  
Season Ticket Services  
Manager



**Abi Lawal**  
Corporate Ticket Sales  
Manager



**Donovan Le**  
Network Systems Manager



**Joe Lee**  
Basketball Applications  
Developer



**Kari Lockhart**  
Ticketing Manager



**David Long**  
Digital Marketing Specialist



**Luis Magallanes**  
Ticket Sales Manager



**Jared Markham**  
Ticket Sales Manager



**Nate Markham**  
Corporate Ticket Sales  
Manager



# TRAIL BLAZERS STAFF



**Koji Matsumoto**  
Motion Graphics/3D Designer



**Brian Matzat**  
Digital Experience Manager



**Hannah McBride**  
Partnership Marketing  
Manager



**Colin McCall**  
Director of Corporate  
Partnership Sales



**Rachel McCollom**  
People & Culture Systems  
& Process Manager



**Kyle McGowan**  
Ticket Sales Manager



**Rachel McGrew**  
Premium Sales Manager



**Alexis McKinney**  
Ticket Sales Manager



**Corey Messineo**  
Ticket Sales Manager



**Mario Milosevic**  
Art Director



**Brent Misfeldt**  
Corporate Partnership Media  
Traffic/Research Manager



**Justin Molter**  
Digital Video Producer



**Todd Moore**  
Partnership Marketing  
Specialist



**Cheryl Mueller**  
Assistant Director of  
Ticket Operations



**Shadee Musa**  
Database Marketing Manager



**Mike North**  
Group Experience Manager



**Tokunbo Okedara**  
Security Agent & Clubhouse  
Attendant



**Billie Olson**  
Director of Creative Services



**Lauren Dyadomari**  
Group Experience Manager



**Lou Pallotta**  
Telecommunications Manager



**Drew Peterson**  
Ticketing Manager



**Austin Potts**  
Ticket Sales Manager



**Heather Reeder**  
Group Experience Manager



**Todd Ricksgar**  
Director of Season Ticket  
Services



**Rick Riley**  
Director of Team Security

# TRAIL BLAZERS STAFF



**Travis Rocky**  
Application Developer



**Jared Rose**  
Corporate Partnership Sales  
Manager



**Rhonda Rosemus**  
Social Responsibility Manager



**John Ross**  
Personnel Video Coordinator



**Mason Ross**  
Corporate Ticket Sales  
Manager



**Paul Rothschild**  
Director of Group Experiences



**Chico Salas-Lopez**  
Security & Practice Facility  
Manager



**Dane Sawyer**  
Producer/Editor



**Chase Sbicca**  
Ticket Programs Manager



**Dan Scheinman**  
Corporate Partnership Sales  
Manager



**Michelle Schoonover**  
Accounts Payable Coordinator



**Mike Schumacher**  
Director of Business Analytics



**Cody Sharrett**  
Digital Content Manager



**Bridget Sheehan**  
Executive Assistant



**Genevieve Sheridan**  
Community Programs  
Coordinator



**Stan Shields**  
Season Ticket Services  
Manager



**Willen Sin**  
Game Operations & Events  
Manager



**Toni Smith**  
Assistant Office Manager



**Ann Sousley**  
Controller



**Justin Souvannasane**  
Corporate Ticket Sales  
Manager



**Karly Spangle**  
Ticket Sales Manager



**Lori Spencer**  
Internal Ticketing Director



**Audrey Spencer-Alvarado**  
Database Analyst



**Sean Sullivan**  
Senior Partnership Marketing  
Manager



**Shawni Sullivan**  
Senior Project Manager

## TRAIL BLAZERS STAFF



**TC Swirsky**  
Assistant Video Coordinator



**Taylor Thomason**  
Director of Premium Sales



**Lexi Trauber**  
Ticket Sales Manager



**Ethan Trujillo**  
Ticket Sales Manager



**Zach Twitchell**  
Ticket Sales Manager



**Kevin Tyner**  
Corporate Ticket Sales  
Manager



**Kerry Watkins**  
Director of Outside Sales



**Stephanie Watkins**  
Massage Therapist



**Blake Wehling**  
Corporate Ticket Sales  
Manager



**Lindsey Weis**  
Partnership Marketing  
Manager



**Scott Whitley**  
Assistant Equipment Manager



**Bruce Williams**  
Technical Manager



**Alex Wilson**  
Club House Attendant



**Tylor Yi**  
Corporate Ticket Sales  
Manager



**Bjorn Zetterberg**  
Video Analyst Manager

Not Pictured:

Coren Halperin, Staff Accountant

Raymond Miller, Practice Facility Security Agent



# ROSE QUARTER STAFF



**Priscilla Almeida**  
Director of Event Services



**Kevin Baird**  
Assistant Director of Security



**Bruce Batterson**  
Carpenter



**Michael Betts**  
Booking & Event Development  
Manager



**Heidi Bradfish**  
Director of People & Culture



**Justin Brady**  
Production Manager



**Anna Budden**  
People & Culture Generalist



**Erika Chavez-Cortez**  
Staff Accountant-Payroll



**Melissa Corrado**  
Event Manager



**Marissa Deckert**  
Director of  
Guest Experience & Security



**Tom Duffy**  
Maintenance Supervisor



**Kerry Emert**  
Conversion Lead



**Jazmyn Foster**  
Receptionist



**Courtney Gifford**  
Event Manager



**Tim Halloran**  
Senior Ticket Operations  
Manager



**Rick Hamilton**  
Security Shift Supervisor



**Richard Hance**  
Maintenance Technician



**Anne Hancock**  
Receptionist



**Shaun Haney**  
Technical Services Technician



**Monica Hathaway**  
Staff Accountant - Accounts  
Payable



**Jeff Hobbs**  
Senior Security Shift  
Supervisor



**David Holmes**  
Operations Manager



**Gerry Holodak**  
Facility Security Manager



**Kenneth Jones**  
Housekeeping Manager



**Justin Kauffman**  
Apprentice Engineer

# ROSE QUARTER STAFF



**Carlotta King**  
Facility Services Coordinator



**Dana Landis**  
Event Sales Administrator



**Jack Lindsey**  
Director of Facility Services



**Gabe Martinez**  
Housekeeping Manager



**Matt Mason**  
Senior Manager Production  
& Technical Services



**Cristina McGimsey**  
Ticket Operations Manager



**Kevin Merlet**  
Advertising Strategy Manager



**Ted Miller**  
Security Reception



**Louis Money**  
Engineer



**Gabe Montez**  
Parking Manager



**Robert Moon**  
Technical Services Technician



**Dell O'Neal**  
Director of Environmental  
Services



**DeeDee Owen**  
Director of Finance



**Justin Pierson**  
Event Services Staff  
Supervisor



**Jeff Pottratz**  
Carpenter



**Josh Reese**  
Painter



**Andrew Rothenberg**  
Guest Experience Manager



**Scott Sisson**  
Assistant General Manager of  
Facility Operations



**Katy Smith**  
People & Culture Coordinator



**Alli Stangel**  
Event Manager



**Jared Stark**  
Engineer



**Teresa Starr**  
Director of Ticket Operations



**Tyrone Stillwell**  
Event Services Staff  
Supervisor



**Roy Thomas**  
Engineer/Electrician



**Lauren Todd**  
Guest Experience Coordinator

## ROSE QUARTER STAFF



**Kristen Troxell**  
Facility Security Agent



**Brad VanDyke**  
Ticket Operations Manager



**John Wallace**  
Director of facility Services



**Lucas Warren**  
Facility Security Agent



**Jenna Wilson**  
Executive Assistant



**Sean Young**  
Senior Manager of  
ESS/Conversions



**Howard Zuckerman**  
Head of Booking and  
Entertainment

### Not Pictured:

**Scott Baker**, Conversion Supervisor

**Shanna Benfiet**, Facility Security Agent

**Lee Daniel**, Engineer

**Dylan Miller**, Facility Security Agent

**Tammy Sanders**, Box Office Supervisor

**Jose Varela**, Engineer



MODA CENTER | MON - FRI 11 AM - 4 PM | [ripcityclothing.co](http://ripcityclothing.co)

# TRAIL BLAZERS ROSTER

NO.	NAME	POS.	HT.	WT.	BORN	YRS.	PRIOR TO NBA/ HOME COUNTRY
8	Al-Farouq Aminu	F	6-9	220	9/21/90	7	Wake Forest/USA
33	Zach Collins	C	7-0	235	11/19/97	R	Gonzaga/USA
5	Pat Connaughton	G/F	6-5	210	1/6/93	2	Notre Dame/USA
17	Ed Davis	F	6-10	225	6/5/89	7	North Carolina/USA
4	Maurice Harkless	F	6-9	220	5/11/93	5	St. John's/USA
10	Jake Layman	F	6-9	215	3/7/94	1	Maryland/USA
11	Meyers Leonard	F/C	7-1	255	2/27/92	5	Illinois/USA
0	Damian Lillard	G	6-3	195	7/15/90	5	Weber State/USA
3	CJ McCollum	G	6-3	190	9/19/91	4	Lehigh/USA
6	Shabazz Napier	G	6-1	175	7/14/91	3	Connecticut/USA
27	Jusuf Nurkić	C	7-0	275	8/23/94	3	Cedevita Zagreb/Bosnia and Herzegovina
50	Caleb Swanigan	F	6-9	250	4/18/97	R	Purdue/USA
1	Evan Turner	G/F	6-7	220	10/27/88	7	Ohio State/USA
21	Noah Vonleh	F	6-9	245	8/24/95	3	Indiana/USA
23	*CJ Wilcox	G	6-5	195	12/30/90	3	Washington/USA

\*NBA Two-Way Contract

HEAD COACH	Terry Stotts (Oklahoma)
ASSISTANT COACH	David Vanterpool (St. Bonaventure)
ASSISTANT COACH	Nate Tibbetts (South Dakota)
ASSISTANT COACH	Dale Osbourne (South Alabama)
ASSISTANT COACH	Jim Moran (William & Mary)
ASSISTANT COACH	John McCullough (Oklahoma)
DIRECTOR OF PLAYER HEALTH AND PERFORMANCE	Jesse Elis (North Dakota)
HEAD ATHLETIC TRAINER	Geoff Clark (Oregon State)
SPORTS PERFORMANCE SPECIALIST	Todd Forcier (Washington State)
SPORTS PERFORMANCE SPECIALIST	Ben Kenyon (Adelphi University)
VIDEO COORDINATOR/PLAYER DEVELOPMENT	Jonathan Yim (Cal State Fullerton)

0 LILLARD, DAMIAN  
1 TURNER, EVAN  
3 MCCOLLUM, CJ  
4 HARKLESS, MAURICE  
5 CONNAUGHTON, PAT

6 NAPIER, SHABAZZ  
8 AMINU, AL-FAROUQ  
10 LAYMAN, JAKE  
11 LEONARD, MEYERS  
17 DAVIS, ED

21 VONLEH, NOAH  
23 WILCOX, CJ  
27 NURKIĆ, JUSUF  
33 COLLINS, ZACH  
50 SWANIGAN, CALEB



## PLAYER PROFILES

### 8 / AL-FAROUQ AMINU



**FORWARD** / 6'9" / 220 lbs.

**BIRTHDATE** September 21, 1990

**BIRTHPLACE** Atlanta, Ga.

**HIGH SCHOOL** Norcross High School (Norcross, Ga.)

**COLLEGE** Wake Forest

**NBA EXPERIENCE** Seven Seasons

**W/TRAIL BLAZERS** Two Seasons

#### CAREER HIGHS

**POINTS** 28 (vs. Boston, 3/31/16)

**REBOUNDS** 20 (twice, last New Orleans vs. Dallas, 12/4/13)

**ASSISTS** 6 (twice, last New Orleans vs. L.A. Clippers, 3/26/14)

**HOW ACQUIRED/DRAFT BACKGROUND** Signed by Portland as a free agent on July 8, 2015. Originally selected by the Los Angeles Clippers in the first round (eighth pick overall) of the 2010 NBA Draft.

**2016-17** In his second season with the Trail Blazers, posted averages of 8.7 points (39.2% FG, 32.9% 3-PT, 70.6%), 7.4 rebounds, 1.6 assists, 1.00 steal and 29.1 minutes in 61 games (25 starts) ... Tallied four double-doubles ... Logged three games of 20-plus points ... Led team in rebounding 15 times and assists twice ... Tallied six straight games of 10+ points from March 28-April 6 for the first time in his career ... Scored a season-high 26 points on 8-of-12 shooting (3-5 3-PT, 7-9 FT) against Boston on Feb. 9 ... Hauled in a season-best 15

rebounds at the L.A. Lakers on Jan. 10, matching his highest rebounding total as a Trail Blazer ... Scored 16 points on 7-of-10 shooting vs. Detroit on Jan. 8 ... Logged a double-double with 11 points and 12 rebounds (five offensive) vs. Cleveland on Jan. 11 ... Also had a double-double at Dallas on Nov. 4 (12 points, 10 rebounds) ... Scored 10 points on 4-of-6 shooting (2-3 3-PT) at LAC on Dec. 12 ... Missed 20 games this season to injury (13-Left Calf, 5-Back Contusion, 2-Left Knee).

**NBA CAREER** In seven NBA seasons with the LA Clippers, New Orleans, Dallas and Portland, holds averages of 7.2 points (42.6% FG, 32.3% 3-PT, 72.5% FT), 5.7 rebounds, 1.2 assists, 0.95 steals and 24.1 minutes in 520 games (281 starts) ... **2015-16:** Played and started in all 82 games in his initial season with Portland, averaging a career-high 10.2 points (41.6% FG, 36.1% 3-PT, 73.7% FT), 6.1 rebounds and 1.7 assists in 28.5 minutes (career high) ... His 36.1% shooting from beyond the arc (126-349) is his best mark as a professional ... Scored in double figures 47 times, including a career-high five consecutive games from Oct. 30 to Nov. 5 ... Scored a career-high 28 points on 11-of-19 shooting (6-11 3-PT) against Boston, one of four times this season that he recorded 20+ points ... Made more 3-point field goals this season (126) than he did in his first five NBA seasons combined (109) ... Made three or more 3-pointers in 15 games this season (career high) ... Recorded eight double-doubles, including a 17-point, 12-rebound performance against Charlotte on Jan. 29 ... **2014-15:** Played 74 games (three starts) in his lone season with Dallas, averaging 5.6 points (41.2% FG, 27.4% 3-PT, 71.2% FT), 4.6 rebounds and 0.8 assists in 18.5 minutes ... Scored in double figures 16 times, including three consecutive games from April 10 to April 13 ... Finished with a season-high 17 points on 6-of-11 shooting on Feb. 20 versus Houston ... Also matched his season-high with 12 rebounds in that contest for one of his four double-doubles ... Surpassed 2,000 career points on Nov. 1 at New Orleans ... Made his first start of the season on Nov. 29 at Philadelphia, logging six points (2-7 FG, 2-2 FT), three rebounds and one steal in 21 minutes ... Grabbed double-digit rebounds in six games ... Made at least five field goals in six games, and multiple three-pointers five times ... **2013-14:** In 80 games (65 starts) with New Orleans, averaged 7.2 points (47.4% FG, 27.1% 3-PT, 66.4% FT), 6.2 rebounds, 1.4 assists and 1.03 steals in 25.6 minutes ... Scored in double figures 19 times, including a season-high 19 points on 7-of-8 shooting versus Toronto on March 19 ... Also had 10 rebounds in that contest, marking one of five double-doubles on the season ... Matched his career-high with 12 rebounds against Dallas on Dec. 4, one of 10 games with double-digit rebounds ... In 65 starts, averaged 7.3 points (47.8% FG), 6.3 rebounds, 1.5 assists and 1.10 steals in 25.8 minutes ... **2012-13:** Achieved career-highs in points (7.3), rebounds (7.7), steals (1.21), field goal percentage (47.5% FG), games started (71) and minutes played (27.2) in 76 games with New Orleans ... Finished with 17 points (8-16 FG), seven rebounds, three assists and three blocks in his season opening game against San Antonio on Oct. 31 ... Scored in double figures in five of his first six games, averaging 13.0 points on 50.7% shooting during that time ... Had at least 10 points on 23 occasions ... Set a career-high with 20 rebounds at Dallas in the regular season finale on April 17, one of his 23 double-digit rebound games throughout the season ... Obtained 10 double-doubles, seven of which came after Jan. 1 ... **2011-12:** In his first season with New Orleans, averaged 6.0 points (41.1% FG, 27.7% 3-PT, 75.4% FT), 4.7 rebounds, 1.0 assist and 22.4 minutes in 66 games (21 starts) ... Contributed 9.8 points, 7.2 rebounds, 1.7 assists and 1.70 steals in 34.0 minutes over the final 10 games of the season ... Surpassed 10-plus points five times and at least 10 rebounds twice during that stretch ... His 95 offensive rebounds led the team ... Recorded two double-doubles and scored in double figures 14 times ... Scored a season-high 17 points on 6-of-14 shooting (5-6 FT) against Houston on April 19 ... Pulled down four rebounds in his first start of the season on Jan. 4 ... **2010-11:** Played in 81 games (14 starts) as a rookie with the LA Clippers, averaging 5.6 points (39.4% FG, 77.3%



FT), 3.3 rebounds and 0.7 assists in 17.9 minutes ... His 45 three-pointers were fifth most on the team ... Produced double figure scoring 14 times ... Among NBA rookies, finished 18th in scoring, 15th in rebounds, fourth in three-point field goal percentage and fourth in free throw percentage ... Scored 20 points off the bench on 7-of-10 shooting (2-3 3-PT) and had a team-high eight rebounds on Nov. 9 at New Orleans ... Made his first career NBA start on Nov. 12 versus Detroit, logging six points (2-5 FG, 1-1 3-PT), five rebounds and one assist in 19 minutes.

**PLAYOFFS** Has made the playoffs three times, averaging 13.3 points (45.9% FG, 72.9% FT, 42.9% 3-PT), 7.9 rebounds, 1.5 assists, 1.05 steals and 31.8 minutes in 20 postseason games (13 starts) with Portland and Dallas ... **2017:** Played in four games with Portland, averaging 12.0 points (45.9% FG, 41.2% 3-PT, 63.6% FT), 6.5 rebounds and 1.0 assists in 28.2 minutes ... Reached double figures in the team's final two postseason games ... Scored 25 points in Game 4 of Portland's First Round matchup with the Golden State Warriors on April 24, making him the first Trail Blazers reserve to score 25+ points in a playoff game since CJ McCollum scored 33 points on April 29, 2015 ... **2016:** In 11 playoff games with Portland, averaged postseason career-highs of 14.6 points (43.8% FG, 40.0% 3-PT, 72.4% FT), 8.6 rebounds and 1.8 assists in 33.8 minutes ... Scored in double figures eight times, including each of his final six contests ... Scored a career-high 30 points on 11-20 shooting (6-10 3-PT) in Game 4 of Portland's First Round matchup with the LA Clippers ... Also recorded 10 rebounds for one of his four playoff double-doubles ... Scored 23 points before recording a single miss (8-8 FG, 4-4 3-PT, 3-3 FT) in Game 3 of the Western Conference Semifinals against Golden State on May 7, making him the first Trail Blazer to accomplish that feat since Kenny Anderson scored 23 points without a miss on April 30, 1997 ... **2015:** Played in five games and made two starts with Dallas in the 2015 NBA Playoffs, averaging 11.2 points (54.8% FG, 63.6% 3-PT, 78.9% FT), 7.2 rebounds, 1.2 assists, 2.0 steals and 1.60 blocks in 30.0 minutes ... Registered double digit scoring in each of the team's final three postseason games, averaging 15.0 points and 8.6 rebounds during that time ... Scored a playoff career-high 16 points (6-10 FG) and logged 12 rebounds against Houston in Game 4 of the Western Conference Quarterfinals on April 26.

**COLLEGE** In two collegiate seasons at Wake Forest, averaged 14.4 points (47.6% FG, 23.8% 3-PT, 68.7% FT), 9.4 rebounds, 1.4 assists, 1.32 blocks, 1.19 and 30.1 minutes in 62 games (60 starts) ... Compiled 29 double-doubles in his collegiate career ... **2009-10:** Saw action in 31 games (30 starts), averaging 15.8 points (44.7% FG, 27.3% 3-PT, 69.8% FT), 10.7 rebounds, 1.3 assists, 1.42 blocks and 1.42 steals in 31.3 minutes ... Earned All-America honors, becoming the 14th player in school history

to do so ... Also named Second Team All-ACC after being the only player in the conference to average a double-double ... Was the first Wake Forest player to lead the conference in rebounding since Tim Duncan in 1997 ... **2008-09:** Competed in 31 games as a freshman (30 starts), producing 12.9 points (51.6% FG, 17.9% 3-PT, 67.1% FT), 8.2 rebounds, 1.5 assists and 1.23 blocks in 29.0 minutes ... Named a Freshman All-American and earned unanimous ACC All-Freshman Team honors ... Posted 10 double-doubles on the season, more than doubling the combined total of all other ACC freshmen.

**NIGERIAN NATIONAL TEAM** Helped the Nigerian National Team qualify for the 2016 Summer Olympic Games after winning the 2015 AfroBasket championship ... Averaged 12.0 points, 5.4 rebounds and 2.3 assists in seven AfroBasket games, and scored 11 points (7-11 FT) and five rebounds in Nigeria's 74-65 championship victory over Angola ... Member of the 2012 Nigerian National Team participating in the 2012 Summer Olympics in London.

**PERSONAL** Descends from a line of Nigerian kings ... Name Al-Farouq means "the chief has arrived" ... Son of Aboubakar Aminu and Anjiric Aminu ... Older brother Alade was a 2010 D-League All-Star with Erie and Bakersfield and was signed to a 10-day contract by the Miami Heat on March 28, 2010 ... Also has a younger brother ... Played in the NIKE Hoop Summit as a member of the USA Jr. National Select Team as senior in high school ... Led Norcross High School to back-to-back Georgia 5A state titles in 2007-08 ... Member of the 2008 McDonald's All-American Team and scored in the Jordan Brand Classic ... Participant in the 2012 Sprite Slam NBA Development Camp in Zambia (Africa) for the NBA Basketball Without Borders program ... Was the recipient of the 2016-17 Maurice Lucas Award, given to the Trail Blazer who best represents the "indomitable spirit" of Lucas through contributions on the court and in the community.



## NBA REGULAR SEASON STATISTICS

SEASON/TEAM	- 3-PT FG -													-Rebounds-							- Averages -				
	G-GS	MIN	FGM	FGA	PCT.	FGM	FGA	PCT.	FTM	FTA	PCT.	OFF	DEF	TOT	AST	PF-DQ	STL	TO	BLK	PTS	RPG	APG	PPG		
10-11 LAC	81-14	1452	160	406	.394	45	143	.315	92	119	.773	75	192	267	60	121-0	59	103	25	457	3.3	0.7	5.6		
11-12 N. Orleans	66-21	1477	150	365	.411	13	47	.277	86	114	.754	95	213	308	66	136-1	59	91	34	399	4.7	1.0	6.0		
12-13 N. Orleans	76-71	2066	225	474	.475	4	19	.211	101	137	.737	139	446	585	103	153-0	92	116	51	555	7.7	1.4	7.3		
13-14 N. Orleans	80-65	2045	234	494	.474	13	48	.271	91	137	.664	129	367	496	114	147-1	82	88	38	572	6.2	1.4	7.2		
14-15 Dallas	74-3	1366	147	357	.412	34	124	.274	84	118	.712	114	228	342	59	137-0	70	55	62	412	4.6	0.8	5.6		
15-16 Portland	82-82	2341	299	719	.416	126	349	.361	115	156	.737	98	401	499	138	171-0	72	120	53	839	6.1	1.7	10.2		
16-17 Portland	61-25	1773	183	467	.392	70	213	.329	96	136	.706	77	374	451	99	102-1	61	94	44	532	7.4	1.6	8.7		
TOTALS	520-281	12520	1398	3282	.426	305	943	.323	665	917	.725	727	2221	2948	639	967-3	495	667	307	3766	5.7	1.2	7.2		

## NBA PLAYOFF STATISTICS

SEASON/TEAM	G-GS	MIN	FGM	FGA	PCT.	- 3-Pt. FG -					-Rebounds-					-Averages-							
						FGM	FGA	PCT.	FTM	FTA	PCT.	OFF	DEF	TOT	AST	PF-DQ	STL	TO	BLK	PTS	RPG	APG	PPG
2015 Dallas	5-2	150	17	31	.548	7	11	.636	15	19	.789	14	22	36	6	15-1	10	6	8	56	7.1	1.2	11.2
2016 Portland	11-11	372	56	128	.438	28	70	.400	21	29	.724	23	72	95	20	31-0	8	21	10	161	8.6	1.8	14.6
2017 Portland	4-0	113	17	37	.459	7	17	.412	7	11	.636	5	21	26	4	9-0	3	9	4	48	6.5	1.0	12.0
TOTALS	20-13	635	90	196	.459	42	98	.429	43	59	.729	42	115	157	30	55-1	21	36	22	265	7.9	1.5	13.3

## 33 / ZACH COLLINS



**FORWARD/CENTER / 7'0" / 235 lbs.**

**BIRTHDATE** November 19, 1997

**BIRTHPLACE** Las Vegas, Nev.

**HIGH SCHOOL** Bishop Gorman (Las Vegas, Nev.)

**COLLEGE** Gonzaga

**NBA EXPERIENCE** None

**W/TRAIL BLAZERS** None



**HOW ACQUIRED/DRAFT BACKGROUND** Acquired in a draft-day trade from Sacramento in exchange for the draft rights to Justin Jackson and Harry Giles on June 22, 2017. Originally selected by Sacramento in the first round (10th overall) of the 2017 NBA Draft.

**COLLEGE** Played one season at Gonzaga in 2016-17, averaging 10.0 points (65.2% FG, 47.6% 3-PT, 74.3% FT), 5.9 rebounds, 1.77 blocks and 17.3 minutes in 39 games ... Named to the WCC All-Conference Second Team as well as the WCC All-Freshman Team in his lone season for the Bulldogs ... Reached double-digit scoring 20 times ... Led the West Coast Conference in shooting percentage and blocked shots ... Guided Gonzaga to its first

NCAA Championship Game in school history ... Recorded 14 points, 13 rebounds and six blocks against South Carolina in the Final Four ... Averaged 9.0 points, 6.8 rebounds and 3.00 blocks during the 2017 NCAA Tournament.

**PERSONAL** Son of Heather and Michael Collins ... Played for the Trail Blazers during the 2017 NBA Summer League in Las Vegas, averaging 6.3 points, 5.7 rebounds, 0.7 assists, 2.00 blocks, 2.00 steals and 23.3 minutes in three games (three starts) ... Has one sister, Taylor ... Father, Michael, played basketball for New Mexico State before sustaining a career-ending injury during his freshman season.



## NCAA STATISTICS (GONZAGA)

SEASON/TEAM	- 3-Pt. FG -										-Rebounds-						-Averages-						
	G-GS	MIN	FGM	FGA	PCT.	FGM	FGA	PCT.	FTM	FTA	PCT.	OFF	DEF	TOT	AST	PF	STL	TO	BLK	PTS	RPG	APG	PPG
16-17 Gonzaga	39-0	673	135	207	.652	10	21	.476	110	148	.743	65	164	229	16	105	18	60	69	390	5.9	0.4	10.0
TOTALS	39-0	673	135	207	.652	10	21	.476	110	148	.743	65	164	229	16	105	18	60	69	390	5.9	0.4	10.0

## 5 / PAT CONNAUGHTON



**GUARD/FORWARD** / 6'5" / 210 lbs.

**BIRTHDATE** January 6, 1993

**BIRTHPLACE** Arlington, Mass.

**HIGH SCHOOL** St. John's Prep (Arlington, Mass.)

**COLLEGE** Notre Dame

**NBA EXPERIENCE** Two Seasons

**W/TRAIL BLAZERS** Two Seasons

### CAREER HIGHS

**POINTS** 19 (vs. New Orleans, 4/12/17)

**REBOUNDS** 8 (vs. Denver, 4/13/17)

**ASSISTS** 7 (vs. New Orleans, 4/12/17)

**HOW ACQUIRED/DRAFT BACKGROUND** Acquired in a draft-trade along with Mason Plumlee from Brooklyn in exchange for Steve Blake and the draft rights to Rondae Hollis-Jefferson on June 25, 2015. Originally selected by Brooklyn in the second round (41st overall) of the 2015 NBA Draft.

**2016-17** Averaged 2.5 points (51.4% FG, 51.5% 3-PT, 77.8% FT), 1.3 rebounds, 0.7 assists and 8.1 minutes in 39 games (one start) ... Notched a career-high 19 points (7-13 FG, 5-10 3-PT) and seven assists to go with seven rebounds April 12 vs. New Orleans ... Scored 15 points on 6-of-10 shooting (3-4 3-PT) vs. San Antonio on April 10 ... Grabbed a team-high seven rebounds at Utah on Feb. 15, one board short of his

career high ... Finished with five points (2-2 FG) and four rebounds at Golden State on Dec. 17 ... Also scored five points (2-2 FG, 1-1 3-PT) vs. Charlotte on Jan. 31 and vs. Boston (2-3 FG) on Feb. 9 ... Scored seven points on 3-of-3 shooting (1-1 3-PT) at Cleveland on Nov. 23.

**NBA CAREER** In two seasons with Portland, averaged 1.8 points (41.3% FG, 40.7% 3-PT, 85.7% FT), 1.2 rebounds, 0.5 assists and 6.3 minutes in 73 games (one start) ... **2015-16:** Competed in 34 games during his rookie campaign, averaging 1.1 points (26.5% FG, 23.8% 3-PT), 0.9 rebounds and 0.3 assists in 4.2 minutes ... Made his NBA debut at Phoenix on Oct. 30, scoring five points (1-2 3-PT, 2-2 FT) ... Scored a career-high seven points at Golden State on March 11 on 3-of-6 shooting ... Hauled in eight rebounds (career high) against Denver in the season finale on April 13 ... Scored in nine of the 34 games he competed in.

**PLAYOFFS** Has made the playoffs in both of his seasons with Portland, averaging 1.7 points (35.7% FG, 22.2% 3-PT, 100.0% FT), 0.9 rebounds and 0.4 assists in nine games ... **2017:** Appeared in three postseason games with Portland, totaling seven points, seven rebounds and four assists in 24 minutes ... Recorded two points, six rebounds and two assists in Game 2 of the First Round series against the Warriors on April 19 ... Made all three of his free throw attempts in the postseason ... **2016:** Scored eight points in six total postseason games as a rookie in 2016 ... Made three of his five field goal attempts throughout the playoffs, including a 2-for-3 mark from beyond the three-point line ... Logged five points on 2-of-2 shooting (1-1 3-PT) in three minutes played against the Los Angeles Clippers in Portland's first postseason game on April 17.

**COLLEGE** Finished his career ranked first all-time at Notre Dame for games played (139) and third in starts (123) ... Averaged 10.5 points (45.0% FG, 38.6% 3-PT, 77.7% FT), 5.9 rebounds and 1.8 assists in four seasons with the Irish ... Became the eighth player in school history to net at least 1,400 points and 800 rebounds, and is ranked 16th all-time for most points scored (1,465) ... **2014-15:** Started in all 38 games as a senior, notching career-highs in rebounds (7.4), field goal percentage (46.6% FG), three-point field goal percentage (42.3% 3-PT), steals (0.71), and blocks (0.95) ... A Third Team All-ACC selection, his 12.5 points led the team in rebounds and ranked third in scoring ... Led Notre Dame with nine double-doubles ... Averaged 14.3 points in three ACC Tournament games on 14-of-25 shooting (8-16 3-PT) and was an ACC First Team All-Tournament Team honoree ... Produced 10.0 points (43.2% FG), 7.3 rebounds and 2.0 blocks in four NCAA Tournament games on his way to being named to the NCAA Championships Midwest Region All-Tournament Team ... **2013-14:** A team captain, was one of two players to start all 32 games for Notre Dame ... Named Honorable Mention All-ACC after averaging a career-high 13.8 points (45.2% FG, 37.8% 3-PT, 83.3% 3-PT) in addition to his 7.1 rebounds and 3.0 assists per game ... Scored in double figures 25 times ... Led the Irish in three-pointers made with 76 ... **2012-13:** Started every game for Notre Dame (35), averaging 8.9 points (44.5% FG, 37.7% 3-PT, 70.8% FT), 4.7 rebounds and 2.1 assists in 32.1 minutes ... Contributed 0.46 steals and 0.34 blocks and was named the Notre Dame Defensive Player of the Year ... **2011-12:** One of three players to appear in all 34 games for Notre Dame (18 starts), averaged 7.0 points (42.3% FG, 34.2% 3-PT, 75.7% FT), 4.4 rebounds and 0.9 assists in 24.1 minutes ... Scored a career-high 24 points (9-14 FG, 6-10 3-PT) in his third collegiate game against Sam Houston State on Nov. 16.

**PERSONAL** Son of Leonard and Susan Connaughton ... Born in Arlington, Massachusetts ... Started in all five of Portland's 2015 NBA Summer League games, averaging 7.2 points and 4.8 rebounds ... Scored in double figures once, notching 11 points on 4-of-10



shooting (2-5 3-PT) against Dallas on July 12 ... Also pitched on Notre Dame's baseball team and was selected by the Baltimore Orioles in the fourth round (121st overall) of the 2014 Major League Baseball draft ... Pitched in six games (four starts) for the Frederick Keys of the Carolina League (Short A) and posted a 2.45 Earned Run Average in 14.2 innings pitched ... Struck out 10 hitters while allowing just three walks ... Threw out the ceremonial first pitch at a Hillsboro Hops playoff game on Sept.

10, 2015 ... Was enrolled in the Mendoza College of Business as a management consulting major ... Won the state basketball championship during his senior season at St. John's Prep (Mass.), where he was a four-year letterman ... Named the 2011 Gatorade Player of the Year for the state of Massachusetts.



PAT CONNAUGHTON

NBA REGULAR SEASON STATISTICS

SEASON/TEAM	- 3-Pt. FG -										-Rebounds-					-Averages-							
	G-GS	MIN	FGM	FGA	PCT.	FGM	FGA	PCT.	FTM	FTA	PCT.	OFF	DEF	TOT	AST	PF-DQ	STL	TO	BLK	PTS	RPG	APG	PPG
15-16 Portland	34-0	143	13	49	.265	5	21	.238	5	5	1.000	11	21	32	10	6-0	2	10	0	36	0.9	0.3	1.0
16-17 Portland	39-1	316	37	72	.514	17	33	.515	7	9	.778	10	42	52	28	23-0	6	17	2	98	1.3	0.7	2.5
TOTALS	73-1	459	50	121	.413	22	54	.407	12	14	.857	21	63	84	38	29-0	8	27	2	134	1.2	0.5	1.8

NBA PLAYOFF STATISTICS

SEASON/TEAM	- 3-Pt. FG -										-Rebounds-					-Averages-							
	G-GS	MIN	FGM	FGA	PCT.	FGM	FGA	PCT.	FTM	FTA	PCT.	OFF	DEF	TOT	AST	PF-DQ	STL	TO	BLK	PTS	RPG	APG	PPG
2016 Portland	6-0	8	3	5	.600	2	3	.667	0	0	----	0	1	1	0	0-0	0	0	0	8	0.2	0.0	1.3
2017 Portland	3-0	24	2	9	.222	0	6	.000	3	3	1.000	1	6	7	4	0-0	0	0	0	7	2.3	1.3	2.3
TOTALS	9-0	32	5	14	.357	2	9	.222	3	3	1.000	1	7	8	4	0-0	0	0	0	15	0.9	0.4	1.7

## PLAYER PROFILES

### 17 / ED DAVIS



**FORWARD** / 6'10" / 225 lbs.

**BIRTHDATE** June 5, 1989

**BIRTHPLACE** Washington, D.C.

**HIGH SCHOOL** Benedictine (Richmond, Va.)

**COLLEGE** North Carolina

**NBA EXPERIENCE** Seven Seasons

**W/TRAIL BLAZERS** Two Seasons

#### **CAREER HIGHS**

**POINTS** 24 (twice, last Toronto vs. Brooklyn, 12/12/12)

**REBOUNDS** 20 (L.A. Lakers at Milwaukee, 2/4/15)

**ASSISTS** 6 (Toronto at Philadelphia, 1/18/13)

**HOW ACQUIRED/DRAFT BACKGROUND** Signed by Portland as a free agent on July 8, 2015. Originally selected by the Toronto Raptors in the first round (13th overall) of the 2010 NBA Draft.

**2016-17** Averaged 4.3 points (52.8% FG, 61.7% FT), 5.3 rebounds, 0.6 assists and 17.2 minutes in 46 games (12 starts) ... Paced the team in rebounding six times ... Scored in double figures three times ... Logged two double-doubles, most recently at Memphis (Dec. 8) with 10 points and 10 rebounds (six offensive) ... Registered his first double-double of the season with 14 points (7-9 FG) and 10 rebounds at New York on Nov. 22 ... Scored nine points on a perfect 4-of-4 shooting at Sacramento on Dec. 20 ... Made his first start

as a Trail Blazer at New Orleans on Nov. 18 and hauled in a season-best 11 rebounds ... Opened the season with six points (2-3 FG) and seven rebounds against Utah on Oct. 25 ... Missed five consecutive games (Jan. 21-31) with a left wrist sprain ... On March 7, underwent season-ending arthroscopic surgery to repair an injured labrum on his left shoulder, missing the final 25 games of the season.

**NBA CAREER** In seven NBA seasons with Toronto, Memphis, the L.A. Lakers and Portland, holds averages of 6.8 points (56.2% FG, 56.8% FT), 6.4 rebounds, 0.8 assists, 0.94 blocked shots and 20.9 minutes in 481 games (94 starts) ... **2015-16:** Competed in 81 games for the Trail Blazers (matches career high), posting averages of 6.5 points (61.1% FG, 55.9% FT), 7.4 rebounds, 1.1 assists and 0.88 blocks in 20.8 minutes ... His 599 rebounds is the most by a Trail Blazer off the bench in franchise history (503-Dale Schlueter, 1970-71) ... Finished second in the NBA amongst reserves in both rebounds and offensive rebounds (224) ... Grabbed five offensive rebounds in the season finale against Denver on April 13, giving him 1,000 offensive rebounds in his career ... cored in double figures 16 times, including a season-high 17 points on 7-of-8 shooting against the Clippers on Nov. 20 ... Also had a season-high 15 rebounds and a career-high 10 offensive boards in that game ... Produced nine double-doubles, the third-highest total on the team and fourth-most off the bench in the NBA ... **2014-15:** Played in a team-high 79 games (24 starts) for the L.A. Lakers in 2014-15, averaging career-highs in points (8.3), rebounds (7.6), assists (1.2), blocks (1.24) and field goal percentage (60.1%) in 23.3 minutes ... Produced six double-doubles, including a 16-point, 14-rebound performance against Brooklyn on Feb. 20 ... Had 32 games with at least 10 points (six straight games from Dec. 9 to Dec. 28), and 20 games of double-digit rebounds ... Ranked 10th in the NBA in offensive rebounding with a career-high 230 ... Featured 12 games of double figure scoring in 24 games as a starter ... Scored a season-high 20 points (7-9 FG, 6-8 FT) against Memphis on Jan. 2 ... Grabbed a career-best 20 rebounds (career-high nine offensive) on Feb. 4 at Milwaukee ... **2013-14:** Appeared in 63 games (four starts) with Memphis, averaging 5.7 points, 4.1 rebounds, 0.4 assists and 0.68 blocks in 15.2 minutes ... Led Memphis in field goal percentage with a .534 mark from the floor (155-290 FG) ... Scored in double figures 14 times and had 10-plus rebounds in five games ... Recorded four double-doubles, including a 21-point (season-high), 12-rebound performance against Phoenix on Dec. 3 ... Averaged 10.3 points, 6.3 rebounds and 1.25 blocks while shooting 60.0% from the field in four games as a starter ... **2012-13:** Appeared in a career-high 81 games (28 starts) between Toronto and Memphis, averaging 7.7 points (53.9% FG, 61.7% 3-PT), 5.7 rebounds, 0.8 assists and 1.05 blocks in 20.1 minutes ... Compiled nine double-doubles and 34 games with at least 10 points ... Played his final 36 games (four starts) with Memphis, posting 5.1 points and 4.4 rebounds in 15.1 minutes ... Scored in double figures nine times with Memphis and had three games of 10-plus rebounds ... Netted 14 points (6-9 FG) on March 12 at Portland, his highest total with the team ... Swatted a career-high tying five blocks twice, once against New Orleans (March 9) and the other versus Boston (March 23) ... Acquired by Memphis from Toronto as part of a three-team trade also involving the Detroit Pistons on Jan. 30 ... Notched 9.7 points (54.9% FG, 64.7% FT), 6.7 rebounds, 1.2 assists and 24.2 minutes in 45 games (24 starts) with Toronto ... Scored a career-high tying 24 points (11-13 FG) on Dec. 12 against Brooklyn, one of two games with at least 20 points ... Also had 12 rebounds in that contest to secure one of his six double-doubles with the team ... **2011-12:** Competed in all



66 of Toronto's games (nine starts), averaging 6.3 points (51.3% FG), 6.6 rebounds and 0.95 blocks in 23.2 minutes ... Was the only Raptor to appear in all 66 regular season contests ... Scored in double figures 10 times, including a 24-point (10-15 FG), 12-rebound performance against New Jersey on April 26 ... Posted 8.3 points, 9.0 rebounds and played 33.3 minutes in nine games as a starter ... **2010-11:** Played in 65 games (17 starts) during his rookie season, posting averages of 7.7 points (57.6% FG, 55.5% FT) and 7.1 rebounds in 24.6 minutes ... Ranked fourth among rookie leaders in field goal percentage and rebounds, and third in blocks (1.03) ... Produced double-digit scoring in six of his 14 games in the month of March, averaging 8.4 points and 7.6 rebounds during that span ... Scored a season-high 22 points (10-14 FG) at New York on April 5 and hauled in a season-best 15 rebounds at New Jersey on March 5 ... Made his NBA debut on Dec. 1, notching 11 points (5-7 FG) and six rebounds in 24 minutes played against Washington ... Scored 10 points, grabbed 10 rebounds and played 32 minutes in his first NBA start versus Chicago on Dec. 15 ... Assigned to the Erie Bayhawks of the NBA Development League on Nov. 15, where he averaged 10.0 points (58.3% FG), 5.0 rebounds and 3.00 blocks in two games.

**PLAYOFFS** Has competed in 26 career playoff games with Memphis and Portland, posting averages of 3.1 points (46.8% FG, 57.9% FT), 3.9 rebounds and 0.5 assists in 10.7 minutes ... **2016:** Played in a career-high 11 playoff games with Portland and recorded playoff career highs of 5.5 points (52.5% FG, 57.6% FT), 6.8 rebounds and 1.3 assists in 18.6 minutes ... Scored a playoff career-high 11 points on 5-of-6 shooting at Golden State in Game 1 of the Western Conference Semifinals on May 1 ... Hauled in double-digit rebounds on two occasions, including a postseason-best 12 rebounds in the First Round against the L.A. Clippers on April 25 ... **2014:** Logged six points, 15 rebounds and 3.6 minutes per game in seven contests ... Grabbed six rebounds in nine minutes at Oklahoma City in Game 2 of the Western Conference Quarterfinals on April 21 ... **2013:** Notched 1.6 points (41.7% FG), 1.4 rebounds and 6.0 minutes in eight games played ... Scored a career playoff-high six points on 3-of-4 shooting and grabbed six rebounds in his NBA postseason debut at the L.A. Clippers on April 20 ... Finished with five points in 11 minutes at San Antonio in Game 1 of the Western Conference Finals on May 19.

**COLLEGE** Played in 61 games over two collegiate seasons at North Carolina, averaging 9.2 points (54.8% FG, 62.3% FT), 7.7 rebounds and 2.11 blocks in 22.2 minutes ... **2009-10:** Posted averages of 13.4 points (57.8% FG), 9.6 rebounds, 1.0 assist, 2.78 blocks and 27.9 minutes in 23 games played as a sophomore ... Suffered a season-ending injury with a broken



bone in his left wrist against Duke on Feb. 10 ... **2008-09:** Named to the ACC All-Freshman Team after averaging 6.7 points (51.8% FG), 6.6 rebounds, 1.71 blocks and 18.8 minutes in 38 games ... Ranked second in the ACC among freshman in rebounds and blocks, while his 65 blocks ranked fourth among all ACC competitors ... Shared honors with Wayne Ellington as co-most improved players on the team ... Scored 11 points and grabbed eight rebounds in 14 minutes in UNC's National Championship victory over Michigan State.

**PERSONAL** Born June 5, 1989 in Washington, D.C. ... Full name is Edward Adam Davis ... Son of Angela Jones and Terry Davis ... Father, Terry, played 10 seasons in the NBA (1989-01) with the Miami Heat, Dallas Mavericks, Denver Nuggets and Washington Wizards ... Led Benedictine High School in Richmond to a pair of Virginia State Championships ... Averaged 22.0 points, 14.0 rebounds and 7.0 blocks as a senior ... Named 2008 Virginia Mr. Basketball by the Roanoke News ... Recorded 11 points and six rebounds in the 2008 McDonald's All-American game ... Posted 18.5 points, 13.2 rebounds and 4.4 blocks as a junior ... Played first two years of high school ball at Mechanicsville Hanover High School in Virginia ... Was the recipient of the 2015-16 Maurice Lucas Award, given to the Trail Blazer who best represents the "indomitable spirit" of Lucas through contributions on the court and in the community.

## NBA REGULAR SEASON STATISTICS

SEASON/TEAM	- 3-PT. FG -										-Rebounds-							-Averages-						
	G-GS	MIN	FGM	FGA	PCT.	FGM	FGA	PCT.	FTM	FTA	PCT.	OFF	DEF	TOT	AST	PFQD	STL	TO	BLK	PTS	RPG	APG	PPG	
10-11 Toronto	65-17	1602	215	373	.576	0	0	----	71	128	.555	168	294	462	40	183-0	39	48	67	501	7.1	0.6	7.7	
11-12 Toronto	66-9	1534	172	335	.513	0	1	.000	71	106	.670	134	304	438	60	158-1	40	67	63	415	6.6	0.9	6.3	
12-13 Tor.-Mem.	81-28	1631	260	482	.539	0	0	----	103	167	.617	152	308	460	63	191-1	38	63	85	623	5.7	0.8	7.7	
13-14 Memphis	63-4	956	155	290	.534	0	0	----	47	89	.528	92	168	260	27	114-0	17	40	43	357	4.1	0.4	5.7	
14-15 L.A. Lakers	79-24	1840	282	469	.601	0	0	----	92	189	.487	230	370	600	94	202-4	49	58	98	656	7.6	1.2	8.3	
15-16 Portland	81-0	1684	206	337	.611	0	0	----	114	204	.559	224	375	599	88	202-2	57	64	72	526	7.4	1.1	6.5	
16-17 Portland	46-12	789	75	142	.528	0	0	----	50	81	.617	96	148	244	26	137-1	15	37	22	200	5.3	0.6	4.3	
TOTALS	481-94	10036	1365	2428	.562	0	1	.000	548	964	.568	1096	1967	3063	398	1185-9	255	377	450	3278	6.4	0.8	6.8	

## NBA PLAYOFF STATISTICS

SEASON/TEAM	- 3-PT. FG -										-Rebounds-										-Averages-				
	G-GS	MIN	FGM	FGA	PCT.	FGM	FGA	PCT.	FTM	FTA	PCT.	OFF	DEF	TOT	AST	PF-QD	STL	TO	BLK	PTS	RPG	APG	PPG		
2013 Memphis	8-0	48	5	12	.417	0	0	----	3	4	.750	4	7	11	0	7-0	0	2	1	13	1.4	0.0	1.6		
2014 Memphis	7-0	25	3	10	.300	0	0	----	0	1	.000	8	7	15	0	2-0	1	2	3	6	2.1	0.0	0.9		
2016 Portland	11-0	205	21	40	.525	0	2	.000	19	33	.576	26	49	75	14	33-1	2	10	7	61	6.8	1.3	5.5		
2017 Portland	DNP - Left Shoulder																								
TOTALS	26-0	278	29	62	.468	0	2	.000	22	38	.579	38	63	101	14	42-1	3	14	11	80	3.9	0.5	3.1		

## 4 / MAURICE HARKLESS



**FORWARD / 6'9" / 220 lbs.**

**BIRTHDATE** May 11, 1993

**BIRTHPLACE** Queens, N.Y.

**HIGH SCHOOL** South Kent (South Kent, Conn.)

**COLLEGE** St. John's

**NBA EXPERIENCE** Five Seasons

**W/TRAIL BLAZERS** Two Seasons

### **CAREER HIGHS**

**POINTS** 28 (Orlando at Houston, 4/1/13)

**REBOUNDS** 16 (at Sacramento, 4/5/16)

**ASSISTS** 4 (7, last at Atlanta, 3/18/17)

**HOW ACQUIRED/DRAFT BACKGROUND** Acquired from the Orlando Magic in exchange for a 2020 second round pick (Protected 31-55) on July 14, 2015. Originally selected by Philadelphia in the first round (15th overall) of the 2012 NBA Draft.

**2016-17** Averaged a career-best 10.0 points (50.2% FG, 35.1% 3-PT, 62.1% FT) and 4.4 rebounds to go with 1.2 assists, 1.09 steals and 28.9 minutes in 77 games (69 starts) ... Field goal percentage also marked a career best ... Netted 10+ points in a career-high 40 games ... Scored 23 points twice this season, his highest point total as a Trail Blazer ... Tallied 19 games with multiple 3-pointers, a career best ... Scored 23 points on 9-of-14 shooting (3-6 3-PT) against Indiana

on Nov. 30 ... Had three games of 20+ points in his first 20 games this season, after doing so one time in 78 contests last year ... Recorded his first double-double of the season with 19 points and 11 rebounds vs. New Orleans on Nov. 25 ... Scored in double figures 11 straight times from Nov. 17 to Dec. 7, the longest such streak of his career ... Made multiple three-pointers in a career-high five consecutive games from Nov. 6 to Nov. 13.

**NBA CAREER** In five NBA seasons with Orlando and Portland, holds career averages of 7.4 points (47.1% FG, 31.5% 3-PT, 59.6% FT), 3.7 rebounds, 0.9 assists, 0.99 steals and 23.3 minutes in 356 games (187 starts) ... Acquired by Portland on July 14 in exchange for a 2020 second round pick (protected 31-55) ... Previously traded from the Philadelphia 76ers, along with Nikola Vucevic and a future first round draft pick, to the Orlando Magic as part of the four-team trade that sent Dwight Howard to L.A. Lakers on Aug. 10, 2012 ... **2015-16:** Averaged 6.4 points on 47.5% shooting, 3.6 rebounds, 0.9 assists, 0.62 steals and 18.7 minutes in 78 games (14 starts) with Portland ... Scored in double figures 23 times, eight of which came in the final 10 games of the season ... Averaged 11.9 points on 50.0% shooting, and hauled in 6.6 rebounds in 14 starts this season ... Produced 20 points and a career-high 16 rebounds at Sacramento on April 5 ... Had all 20 of his points and 14 of his 16 rebounds in the second half of that contest ... Scored 19 points (8-11 FG) and grabbed 13 rebounds on Feb. 10 against Houston ... **2014-15:** Averaged 3.5 points (39.9% FG, 53.7% FT), 2.4 rebounds, 0.6 assists and 15.0 minutes in 45 games (four starts) with the Orlando Magic ... Scored in double figures three times, including a season-high 18 points on 8-of-15 shooting (2-5 3-PT) at Dallas on March 18 ... Hauled in at least five rebounds on seven different occasions ... Tallied 6.5 points, 3.0 rebounds, 1.3 assists, 1.25 steals and 27.4 minutes during his four games as a starter ... **2013-14:** Contributed 7.4 points, 3.3 rebounds, 1.0 assist, 1.21 steals and 24.4 minutes in a career-high 80 games played (41 starts) ... Shot a career-best 46.4% from the field, 38.3% from beyond the arc and 59.4% from the free throw line ... Ranked sixth in the NBA in steals-to-turnovers ratio (1.13) with 97 steals compared to just 86 turnovers ... Scored in double figures 30 times and in seven consecutive games from Feb. 25 to March 10 ... Had 20-plus points in three games, including a season-high 22 points twice (1/6 at LAC and 2/25 at WAS) ... Notched a double-double with 12 points and 10 rebounds at San Antonio on March 8 ... Scored 14 points on 6-of-13 shooting (2-2 3-PT) in the team's opening night contest at Indiana on Oct. 29 ... Started in a season-long 25 consecutive games to close the season, averaging 9.4 points and 3.8 rebounds during that stretch (2/23 to 4/16) ... Produced 9.0 points, 3.9 rebounds, 1.3 assists and 30.6 minutes in all 41 of his starts ... **2012-13:** Played in 76 games and started in a career-high 59 games as a rookie, averaging career-highs with 8.2 points (46.1% FG, 27.4% 3-PT, 57.0% FT), 4.4 rebounds, 0.82 blocks and 26.0 minutes played ... Also dished out 0.7 assists and had 1.16 steals ... Ranked among all NBA rookie leaders in scoring (11th), rebounding (ninth), field goal percentage (eighth), steals (second), blocked shots (eighth) and minutes played (T-seventh) ... Scored in double figures 29 times, including a career-high 28 points on 10-of-18 shooting (2-4 3-PT, 6-7 FT) at Houston on April 1 ... That performance capped a 24-game stretch (all starts) from Feb. 19 to April 3 in which he averaged 14.3 points (47.9% FG, 38.8% 3-PT) and scored in double figures 21 times ... Recorded his first career double-double on Feb. 2 at Milwaukee with 19 points (7-16 FG) and a career-high 14 rebounds ... Totaled 22 multi-steal games and swiped a career-best six steals at Oklahoma City on March 15 ... Made his NBA debut on Nov. 7 at Minnesota and finished with seven points on 2-of-6 shooting (3-4 FT), five rebounds, two assists and three steals in 22 minutes ...

Started his first contest seven games later on Nov. 21 against Detroit, producing seven points, four rebounds and two assists in 21 minutes.

**PLAYOFFS** Has appeared in two postseasons with the Trail Blazers, averaging 10.0 points (39.6% FG, 30.4% 3-PT, 57.6% FT) 4.6 rebounds, 0.7 assists, 1.00 steals, and 24.7 minutes in 15 games (all starts) ... **2017:** Started all four of Portland's playoff games in 2017, averaging 7.3 points (29.4% FG, 16.7% 3-PT, 87.5% FT), 3.3 rebounds and 0.8 assists in 24.8 minutes ... Recorded 15 points and eight rebounds in Game 2 of the First Round Series against Golden State on April 19 ... Also registered four blocks and two steals ... Scored 11 points in the postseason opener against the Warriors on April 16 ... **2016:** Made his first career playoff appearance with Portland in 2016, averaging 11.0 points (42.7% FG, 34.1% 3-PT, 48.0% FT), 5.1 rebounds, 0.6 assists and 24.7 minutes in 11 games (all starts) ... Registered eight games with at least 10 points, including a 19-point performance on 7-of-14 shooting at the L.A. Clippers on April 27 ... Also recorded 10 rebounds that game for his lone double-double ... Scored 14 points and made four of his six three-point attempts in Portland's series-clinching game against the Clippers on April 29.

**COLLEGE** Played one season at St. John's University in 2011-12, averaging 15.5 points (45.2% FG, 21.5% 3-PT, 67.6% 3-PT), 8.6 rebounds, 1.5 assists, 1.60 steals, 1.41 blocks and 36.1 minutes in 32 games (all starts) ... Earned All-Big East Honorable Mention and Big East All-Rookie Team honors in his lone season with the Red Storm ... Scored in double figures 26 times and produced a season-high 32 points on 14-of-17 shooting (2-3 3-PT) against Providence in his Big East debut on Dec. 27 ... Finished with a game-high 25 points (10-16 FG) in the Big East Championship against Pittsburgh on March 6, marking the most points scored by a St. John's player in a Big East Championship game since 2002.

**NATIONAL TEAM** Slated to play for the Puerto Rican National Team at the 2015 FIBA Americas Championship, but sat out due to an ankle injury.

**PERSONAL** Full name is Maurice Jose Harkless ... Son of Rosa Harkless ... Was also raised by his grandmother, Barbara Harkless ... Has two siblings, an older sister named Shakima Harkless and a younger brother named Tyler Rogers ... Majored in communications at St. John's ... Born and raised in New York City ... Attended Forest Hills High School in Queens, N.Y., before transferring to South Kent in Connecticut prior to his senior season ... In 2012-13, helped serve Thanksgiving breakfast at the Coalition for the Homeless



MAURICE HARKLESS

... Participated in a fundraising event to raise money for the Children's Miracle Network in March of 2013 ... Lists Will Smith and Adam Sandler as his favorite actors.

NBA REGULAR SEASON STATISTICS

SEASON/TEAM	- 3-PT. FG -												-Rebounds-												-Averages-					
	G-GS	MIN	FGM	FGA	PCT.	FGM	FGA	PCT.	FTM	FTA	PCT.	OFF	DEF	TOT	AST	PF-DQ	STL	TO	BLK	PTS	RPG	APG	PPG							
12-13 Orlando	76-59	1974	260	584	.461	32	117	.274	73	128	.570	122	213	335	50	144-2	88	69	62	625	4.4	0.7	8.2							
13-14 Orlando	80-41	1950	224	483	.464	59	154	.383	85	143	.594	69	195	264	80	140-0	97	86	50	592	3.3	1.0	7.4							
14-15 Orlando	45-4	674	63	158	.399	10	56	.179	22	41	.537	38	68	106	25	86-0	32	27	9	158	2.4	0.6	3.5							
15-16 Portland	78-14	1457	195	411	.474	39	140	.279	69	111	.622	101	179	280	67	124-0	49	62	35	498	3.6	0.9	6.4							
16-17 Portland	77-69	2223	314	624	.502	68	194	.351	77	124	.621	125	215	341	89	214-4	85	86	70	773	4.4	1.2	10.0							
TOTALS	356-187	8278	1056	2240	.471	208	661	.315	326	547	.596	455	871	1326	310	688-6	351	330	226	2646	3.7	0.9	7.4							

NBA PLAYOFF STATISTICS

SEASON/TEAM	- 3-PT. FG -												-Rebounds-								-Averages-							
	G-GS	MIN	FGM	FGA	PCT.	FGM	FGA	PCT.	FTM	FTA	PCT.	OFF	DEF	TOT	AST	PF-DQ	STL	TO	BLK	PTS	RPG	APG	PPG					
2016 Portland	11-11	272	47	110	.427	15	44	.341	12	25	.480	22	34	56	7	38-0	10	11	3	121	5.1	0.6	11.0					
2017 Portland	4-4	99	10	24	.294	2	12	.167	7	8	.875	7	6	13	3	14-0	5	1	5	29	3.3	0.8	7.3					
TOTALS	15-15	371	57	144	.396	17	56	.304	19	33	.576	29	40	69	10	52-0	15	12	8	150	4.6	0.7	10.0					

## PLAYER PROFILES

### 10 / JAKE LAYMAN



**FORWARD** / 6'9" / 215 lbs.

**BIRTHDATE** March 7, 1994

**BIRTHPLACE** Norwood, Mass

**HIGH SCHOOL** King Philip Regional HS (Wrentham, Mass.)

**COLLEGE** Maryland

**NBA EXPERIENCE** One Season

**W/TRAIL BLAZERS** One Season

#### **CAREER HIGHS**

**POINTS** 17 (vs. Golden State, 11/1/16)

**REBOUNDS** 4 (twice, last vs. New Orleans, 4/12/17)

**ASSISTS** 3 (vs. New Orleans, 4/12/17)

**HOW ACQUIRED/DRAFT BACKGROUND** Acquired in a draft-day trade from Orlando in exchange for a future second round draft pick and cash considerations on June 23, 2016. Originally selected by Orlando in the second round (47th overall) of the 2016 NBA Draft.

**NBA CAREER** In his rookie season with the Trail Blazers, posted averages of 2.2 points (29.2% FG, 25.5% 3-PT, 76.5% FT), 0.7 rebounds, 0.3 assists and 7.1 minutes in 35 games (one start) ... Notched 10 points, a career high-tying four rebounds and a career-high three assists April 12 vs. New Orleans ... Scored four points and pulled in a career-high four rebounds against the Spurs on April 10 ... Scored 17 points on 6-of-8 shooting in his NBA debut against

Golden State on Nov. 1, the most points scored by a Trail Blazer making his NBA debut since Damian Lillard scored 23 points on Oct. 31, 2012 ... Also made five three-pointers in that game (of 7), setting a team-record for three-point field goals in an NBA debut, and tying him with Donyell Marshall as the only two NBA players to make five threes in an NBA debut ... Assigned to the Windy City Bulls of the NBA Development League on Jan. 24, where he averaged 17.9 points (42.4% FG) and 6.0 rebounds in eight games (all starts).

**PLAYOFFS** In 2017, played 16 minutes and recorded six points, one rebound and one assist in two games against the Golden State Warriors.

**COLLEGE** One of 12 players in school history to record 1,400 points (1,436) and 600 rebounds (674) ... In four years at Maryland, averaged 10.2 points (44.5% FG, 36.2% 3-PT, 75.9% FT), 4.8 rebounds, 1.1 assists, 0.87 steals, 0.80 blocks and 27.9 minutes in 141 collegiate games (116 starts) ... Ranks second in program history in games played (140) behind former Trail Blazer Juan Dixon (141) ... Ranks 18th in school history in points scored (1,436) and 20th in total rebounds (674) ... **2015-16:** Named Honorable Mention All-Big Ten as a senior in 2015-16 after averaging 11.6 points (50.0% FG, 39.6% 3-PT, 83.2% FT), 5.3 rebounds, 1.1 assists, 1.11 steals, 1.00 blocks and 30.9 minutes in 36 games ... Matched his career-high of 27 points (7-11 FG) against South Dakota State in the Second Round of the 2016 NCAA Tournament on March 18 ... His five three-pointers in that game (of 8) tied a school record for most threes made in an NCAA Tournament game ... Scored in double figures 19 times, including two games with at least 20 points ... Had three double-doubles, one of which was an 11-point, 11-rebound (season-high) performance against Rider on Nov. 20 ... **2014-15:** Selected Third Team All-Big Ten by the media and Honorable Mention by the coaches after recording a career-high 12.5 points (47.0% FG, 37.8% 3-PT, 75.2% FT), 5.8 rebounds, 1.4 assists and 30.1 minutes in 35 games (all starts) ... Scored a season-high 23 points on 5-of-8 shooting (11-12 FT) against Michigan State on Jan. 17, 2015 ... Also grabbed 12 rebounds for one of his four double-doubles ... **2013-14:** As a sophomore, averaged 11.7 points (40.1% FG, 36.5% 3-PT, 71.9% FT), 5.0 rebounds, 1.06 steals and 31.8 minutes in 32 minutes ... Ranked third on the team in both scoring and rebounding ... Led Maryland in minutes per game, three-point field goals (61) and blocked shots (27) ... Scored a career-high 27 points on 9-of-12 shooting and made a career-high seven three-pointers (of 10) against Morgan State on Nov. 29, 2013 ... **2012-13:** Averaged 5.5 points (39.6% FG, 29.9% 3-PT, 69.4% FT), 3.2 rebounds, 0.9 assists and 19.9 minutes over 38 games in his first season with the Terapins ... Made his first collegiate start on Dec. 5 against Maryland-Eastern Shore, scoring 10 points on 4-of-7 shooting (2-4 3-PT) in 22 minutes.

**PERSONAL** Son of Tim and Claire Layman ... Born in Norwood, Massachusetts ... Both parents played collegiate basketball at the University of Maine ... Posted averages of 13.8 points, 4.6 rebounds, 1.0 assists, 1.13 steals and 28.4 minutes in eight games (all starts) at the 2017 NBA Summer League ... Averaged 8.0 points (35.0% FG), 4.2 rebounds, 0.2 assists, 1.40 steals and 30.4 minutes in five games (three starts) at the 2016 Las Vegas Summer League ... Scored in double figures twice, including a high of 11 points on 5-of-10 shooting on July 12 against Utah ... Has four brothers: Connor, Jimmy, Ryan and Kyle ... Graduated from Maryland with a degree in American Studies ... Was a member of the USA team that won the gold medal at the FIBA Americas U18 Championship during the summer of 2012.



JAKE LAYMAN

## NBA REGULAR SEASON STATISTICS

SEASON/TEAM	G-GS	MIN	FGM	FGA	PCT.	- 3-Pt. FG -					-Rebounds-					-Averages-							
						FGM	FGA	PCT.	FTM	FTA	PCT.	OFF	DEF	TOT	AST	PF-DQ	STL	TO	BLK	PTS	RPG	APG	PPG
16-17 Portland	35-1	249	26	89	.292	13	51	.255	13	17	.765	6	18	24	11	22-0	8	11	9	78	0.7	0.3	2.2
TOTALS	35-1	249	26	89	.292	13	51	.255	13	17	.765	6	18	24	11	22-0	8	11	9	78	0.7	0.3	2.2

## NBA PLAYOFF STATISTICS

SEASON/TEAM	G-GS	MIN	FGM	FGA	PCT.	- 3-Pt. FG -					-Rebounds-					-Averages-							
						FGM	FGA	PCT.	FTM	FTA	PCT.	OFF	DEF	TOT	AST	PF-DQ	STL	TO	BLK	PTS	RPG	APG	PPG
2017 Portland	2-0	16	2	4	.500	1	1	1.000	1	2	.500	0	1	1	1	2-0	1	0	0	6	0.5	0.5	3.0
TOTALS	2-0	16	2	4	.500	1	1	1.000	1	2	.500	0	1	1	1	2-0	1	0	0	6	0.5	0.5	3.0



## 11 / MEYERS LEONARD



**CENTER** / 7'1" / 255 lbs.

**BIRTHDATE** February 27, 1992

**BIRTHPLACE** Robinson, Ill.

**HIGH SCHOOL** Robinson HS (Ill.)

**COLLEGE** Illinois

**NBA EXPERIENCE** Five Seasons

**W/TRAIL BLAZERS** Five Seasons

### CAREER HIGHS

**POINTS** 24 (at Oklahoma City, 4/13/15)

**REBOUNDS** 15 (at Brooklyn, 4/6/15)

**ASSISTS** 4 (8, last vs. Charlotte, 1/31/17)

**HOW ACQUIRED/DRAFT BACKGROUND** Selected by Portland in the first round (11th pick overall) of the 2012 NBA Draft.

**2016-17** Averaged 5.4 points (38.5% FG, 34.7% 3-PT, 87.5% FT), 3.2 rebounds, 1.0 assist and 16.5 minutes in 74 games (12 starts) ... Scored 13 points (5-7 FG, 3-3 3-PT), all in the first quarter, against San Antonio on April 10 ... Scored a season-high 17 points on 6-of-7 shooting (4-4 3-PT) at Boston on Jan. 21 ... Has scored a 16 points twice, Dec. 23 vs. San Antonio and Dec. 28 vs. Sacramento ... Recorded a double-double with 14 points (4-8 FG, 4-6 3-PT) and a season-high 11 rebounds at Brooklyn on Nov. 20 ... Produced 11 points in back-to-back games against Sacramento on Nov. 11 and

Denver on Nov. 13 ... Hauled in 10 rebounds at the Clippers on Nov. 9.

**NBA CAREER** In five seasons with the Trail Blazers, averaging 5.7 points (46.1% FG, 37.1% 3-PT, 82.5% FT), 3.9 rebounds, 0.8 assists and 16.6 minutes in 299 games (38 starts) ... **2015-16:** Played in 61 games (10 starts) and posted career-high averages in points (8.4), rebounds (5.1), assists (1.5) and minutes (21.9) ... Had more 3-pointers this season (86) than he did in his first three seasons combined (50) ... Scored in double figures a career-best 25 times, including five straight games from Dec. 23-31, 2015 (career high) ... Registered 23 points on 8-of-17 shooting against Dallas on Dec. 1, his highest point total of the season ... Connected on a career-high five 3-pointers (of 6) at Utah on Dec. 31 ... Had four double-doubles, matching his career total entering the season ... **2014-15:** Played in 55 games (seven starts), averaging career highs of 5.9 points, 4.5 rebounds and 0.6 assists in 15.4 minutes ... Made a career-best five three-pointers and scored a career-high 24 points (9-17 FG) at Oklahoma City on April 13 ... Produced 17 points on 8-of-13 shooting (2-3 3-PT) and grabbed a career-high 15 rebounds just seven days earlier on April 6 at Brooklyn ... Notched a double-double on Jan. 14 vs. L.A. Clippers with 11 points and 10 rebounds ... Had five games of 10+ points in the month of January, tying his career-high ... Connected on 47 three-pointers (of 50) after having just three through his first two seasons combined ... **2013-14:** Played in 40 games during his sophomore year, averaging 2.5 points, 2.8 rebounds, 0.5 assists and 8.9 minutes ... Tied his season high of eight points four times: Jan. 2 vs. Charlotte, Feb. 12 at L.A. Clippers, March 1 vs. Denver and March 11 at Memphis ... Grabbed a season-high 10 rebounds against the Bobcats on Jan. 2 ... Tallied a career-best four assists against Atlanta on March 5, adding four points and seven rebounds ... Finished with seven points and eight rebounds against the L.A. Clippers on April 16 ... **2012-13:** Notched averages of 5.5 points, 3.7 rebounds, 0.5 assists, 0.55 blocks and 17.5 minutes per game in 69 appearances (nine starts) ... In his nine starts, averaged 11.4 points and 5.2 rebounds ... Scored in double figures 13 times, leading the squad in scoring once and in rebounding four times ... Finished third among all NBA rookies in both field goal percentage (54.5%, 151-277) and free throw percentage (80.9%, 72-89) ... Tied for 14th among NBA rookies in rebounds per game (3.7) ... Scored 10-plus points in a career-best five straight games from March 27-April 3, as he averaged 13.4 points and 7.2 rebounds during the five-game stretch ... Recorded his first career double-double March 30 at Golden State, finishing with a career-best 22 points (9-17 FG) and a career-high 10 rebounds ... In his first start Nov. 21 at Phoenix, notched 12 points (6-9 FG), five rebounds, two steals and two blocks ... Capped a three-game stretch of scoring in double digits on March 4, scoring 15 points and grabbing six rebounds against Charlotte ... Notched a career-best three blocks at Detroit on Nov. 26.

**PLAYOFFS** Has appeared in 12 playoff games (one start) over the span of three seasons, averaging 3.4 points (53.6% FG, 58.8% 3-PT, 50.0% FT), 3.6 rebounds and 0.5 assists in 12.2 minutes ... **2017:** Played in three games (one start) for Portland, totaling two points, eight rebounds and one assist in 31 minutes ... **2016:** Missed all 11 of Portland's postseason games with a left shoulder injury ... **2015:** Played in all five of Portland's games, averaging 7.8 points (66.7% FG, 76.9% 3-PT, 50.0% FT), and 6.6 rebounds in 21.2 minutes ... Set Trail Blazers franchise records for three-point percentage (.769, 10-of-



13) in the postseason and three-point percentage in a single playoff series (minimum of five 3-PT attempts) ... Recorded 13 points and 13 rebounds in Game 4 of Portland's first round series against Memphis, making him the first Trail Blazers reserve to record a double-double in the postseason since Brian Grant in 2000 ... **2014:** Appeared in four games, logging two rebounds in nine total minutes.

**COLLEGE** Played in 65 games over two season for Illinois, averaging 7.7 points (56.7% FG), 4.7 rebounds and 1.1 blocks in 19.8 minutes ... Became the highest player drafted out of Illinois since Utah selected Deron Williams third overall in the 2005 NBA Draft and just the third member of the Illini selected in the lottery ... His 60 blocks in the 2011-12 season rank second in school history ... **2011-12:** Named Honorable Mention All-Big Ten (media and coaches) ... Honored as Academic All-Big Ten ... Led team in rebounding at 8.2 rebounds per game (third in Big Ten), field goal percentage at 58.4 percent (3rd in Big Ten, 11th in NCAA), and blocks at 1.88 per game (first in Big Ten) ... Second on team in scoring at 13.6 points (16th in Big Ten) ... Scored in double figures 21 times, including six 20-point games, and was Illinois' top scorer in 10 contests ... His total of 60 blocks and average of 1.88 per game ranked second in Illini single-season history ... **2010-11:** Played in 33 games, averaging 2.1 points and 1.2 rebounds ... Shot 48.3 percent from the field (28-of-58) ... Out of his 28 field goals, 14 were dunks ... Scored a season-high 11 points on 4-of-5 shooting vs. Northwestern on Jan. 6, helping the Illini break the school record for field goal percentage.

**PERSONAL** Mother is Tracie Leonard ... Father is the late Jim Leonard ... Has two older brothers, Chris and Bailey ... Brother, Bailey, is a U.S. Marine who served in Afghanistan ... Teams with Genentech and the Children's Cancer Association to host events that help "Block Out Cancer" ... Posted averages of 6.7 points and 3.7 rebounds in three games (all starts) at the 2014 NBA Summer League ... Averaged 11.8 points and a team-high 7.0 rebounds in five games (all starts) for Portland during the 2013 NBA Summer League ... Led Portland's 2012 NBA Summer League entry with 8.3 rebounds, and added 10.5 points and 1.5 blocks in four games (all starts) ... Enrolled in the College of Liberal Arts and Sciences, general curriculum at Illinois ... Biggest thrill in sports was "winning state my senior year" ... Four-year member of the Honor Roll in high school.



MEYERS LEONARD

NBA REGULAR SEASON STATISTICS

SEASON/TEAM	- 3-PT. FG -										-Rebounds-					-Averages-							
	G-GS	MIN	FGM	FGA	PCT.	FGM	FGA	PCT.	FTM	FTA	PCT.	OFF	DEF	TOT	AST	PF-DQ	STL	TO	BLK	PTS	RPG	APG	PPG
12-13 Portland	69-9	1206	151	277	.545	3	7	.429	72	89	.809	80	175	255	33	168-0	11	49	38	377	3.7	0.5	5.5
13-14 Portland	40-0	355	41	91	.451	0	6	.000	16	21	.762	26	85	111	18	76-0	7	15	5	98	2.8	0.5	2.5
14-15 Portland	55-7	847	125	245	.510	47	112	.420	30	32	.938	46	204	250	32	113-0	10	39	14	327	4.5	0.6	5.9
15-16 Portland	61-10	1333	195	435	.448	86	228	.377	35	46	.761	51	263	314	92	183-3	8	77	18	511	5.1	1.5	8.4
16-17 Portland	74-12	1222	146	378	.385	74	213	.347	35	40	.875	17	210	237	71	172-1	13	36	28	401	3.2	1.0	5.4
TOTALS	299-38	4963	658	1426	.461	210	566	.371	188	228	.825	230	937	1167	246	712-4	49	215	103	1714	3.9	0.8	5.7

NBA PLAYOFF STATISTICS

SEASON/TEAM	-3-PT. FG-										-Rebounds-					-Averages-							
	G-GS	MIN	FGM	FGA	PCT.	FGM	FGA	PCT.	FTM	FTA	PCT.	OFF	DEF	TOT	AST	PF-DQ	STL	TO	BLK	PTS	RPG	APG	PPG
2014 Portland	4-0	9	0	2	.000	0	0	----	0	0	----	0	2	2	0	1-0	0	0	0	0	0.5	0.0	0.0
2015 Portland	5-0	106	14	21	.667	10	13	.769	1	2	.500	6	27	33	5	17-1	2	3	2	39	6.6	1.0	7.8
2016 Portland	DNP - Left Shoulder																						
2017 Portland	3-1	31	1	5	.200	----	4	.000	0	0	----	2	6	8	1	6-0	0	4	0	2	2.7	0.3	0.7
TOTALS	12-1	146	15	28	.536	10	17	.588	1	2	.500	8	35	43	6	24-1	2	7	2	41	3.6	0.5	3.4

## PLAYER PROFILES

### 0 / DAMIAN LILLARD



**GUARD** / 6'3" / 195 lbs.

**BIRTHDATE** July 15, 1990

**BIRTHPLACE** Oakland, Calif.

**HIGH SCHOOL** Oakland HS (Calif.)

**COLLEGE** Weber State

**NBA EXPERIENCE** Five Seasons

**W/TRAIL BLAZERS** Five Seasons

#### **CAREER HIGHS**

**POINTS** 59 (vs. Utah, 4/8/17)

**REBOUNDS** 18 (at L.A. Clippers, 3/4/15)

**ASSISTS** 15 (at Sacramento, 12/20/16)

**HOW ACQUIRED/DRAFT BACKGROUND** Selected by Portland in the first round (sixth pick overall) of the 2012 NBA Draft.

**2016-17** Averaged a career-high 27.0 points (44.4% FG, 37.0% 3-PT, 89.5% FT) and 4.9 rebounds to go with 5.9 assists, 0.91 steals and 35.9 minutes in 75 games (all starts) ... Lillard's 27.0 ppg is the second-best scoring average in franchise history (27.2 - Drexler in 1988-89) ... His 214 3-pointers are the third-most in franchise history (Lillard has first and second) ... His 2,024 points are the fifth-most in a season in team history ... Led the team in scoring 47 times, rebounding seven times and assists in 48 games ... Ranked sixth in the NBA in scoring, 20th in assists, seventh in free throw

percentage and ninth in minutes ... Ranked ninth in the NBA with 59 games of 20-plus points ... Scored 59 points (18-34 FG, 9-14 3-PT) vs. Utah on April 8, setting a new franchise record for points in a game ... Named NBA Western Conference Player of the Month for March after leading Portland to a 13-3 month ... With eight games of 30-plus points in March, became the first player in Trail Blazers history to record eight games of 30-plus points in a calendar month ... His 465 points in March set a new franchise record for points scored in the month, passing Clyde Drexler's 438 points in March of 1989 ... Earned his third career NBA Western Conference Player of the Week award for the week ending March 19 after averaging 35.3 points for the week ... Scored 49 points on 14-of-21 shooting (9-12 3-PT) at Miami on March 19 ... His 49 points were the most by any NBA player on 21 field goal attempts or fewer since Amar'e Stoudemire in 2008 ... Scored 25+ points in eight straight games from Mar. 11 to Mar. 23, tied for the third-longest streak in franchise history ... Reached 500 points in his first 18 games of the season, making him the fastest player to 500 points in any season in franchise history ... Became the second player in NBA history to make at least 1,000 3-pointers in his first five seasons (K. Thompson) ... Dished out a career-high 15 assists at Sacramento on Dec. 20 ... On Nov. 23 at Cleveland, became the first Trail Blazer to record at least 40 points, seven rebounds and 11 assists in a game since Clyde Drexler (31/15/92 at Bos.) ... Scored at least 30 points in six of his first 10 games, making him the only player in team history to do so.

**NBA CAREER** In five seasons with the Trail Blazers, posted averages of 22.4 points (43.0% FG, 37.0% 3-PT, 87.7% FT), 4.0 rebounds, 6.2 assists, 0.93 steals and 36.4 minutes in 396 games (all starts) ... Is the third player in NBA history with 1,500 points and 400 assists in each of his first five seasons, joining LeBron James and Oscar Robertson ... Has increased his scoring output in each season played ... The franchise leader in 3-pointers made with 1,042, is the first Trail Blazer to eclipse 1,000 3-pointers ... Ranks 11th on Portland's all-time list in points (8,880), fifth in assists (2,447), sixth in free throws (1,888) ... **2015-16:** Led the Trail Blazers with career highs of 25.1 points (41.9% FG, 37.5% 3-PT, 89.2% FT) and 6.8 assists to go with 4.0 rebounds, 0.9 steals and 35.7 minutes in 75 games (all starts) ... Became the first Trail Blazer to rank among the NBA's top 10 in points (sixth) and assists (t-eighth) in the same season ... His sixth place finish in league scoring is Portland's highest since Clyde Drexler ranked fourth in 1991-92 ... His 229 3-pointers broke his own franchise record for a single season and ranked fourth in the NBA ... Tied the team record with nine 3-pointers on Feb. 19 vs. Golden State ... In same game against the Warriors on Feb. 19, scored a career-best 51 points and had no turnovers ... Also scored 50 points March 3 at Toronto, joining Geoff Petrie as only Trail Blazers with multiple 50-point contests ... Tallied 24 games of 30 points or more, tied for third-most in team history ... Scored at least 30 points in five consecutive games from Feb. 8-23, making him the first Trail Blazer to accomplish that since Geoff Petrie did so in Portland's inaugural season ... Missed the first game of his career Dec. 21 at Atlanta, halting a streak of 275 consecutive games played that ranks third in team history ... **2014-15:** Finished the season averaging 21.0 points (43.4% FG, 34.3% 3-PT, 86.4% FT), along with 4.6 rebounds, 6.2 assists and 35.7 minutes in 82 games (all starts) ... Ranked 13th in the NBA in points (21.0), tied for 15th in assists (6.2) and sixth in 3-pointers (196) ... Became first NBA player to start all 82 games in each of his first three seasons with the same team since Mike Bibby (1998-2001) ... Became the fourth Trail Blazer to be named an All-Star twice in his first three seasons (Lucas, 3; Wicks, 3; Roy, 2) ... Named the Western Conference Player of the Week for the week ending on Nov. 16 ... Became the first player in NBA history to make 150+ three-pointers in each of his first three NBA seasons ... First NBA player this season with 35+ points, 10+ assists and 5+ rebounds in a game (12/23 at OKC) ... Set career-highs in points (43) and field goals made (16) at San Antonio on Dec. 19 ... Grabbed a career-best 18 rebounds against the Clippers on Mar. 4, becoming the first Trail Blazer with 15+ rebounds since Clyde Drexler had 17 in 1994 ... Became the first player since LeBron James and Carmelo Anthony (2004-06) to have 4,000 points and 1,200 assists in his first 200 career

games ... Had six double-doubles and led Portland in assists a team-high 57 times ... **2013-14:** Finished the season averaging a career-high 20.7 points (42.4% FG, 39.4% 3-PT, 87.1% FT), along with 3.5 rebounds, 5.6 assists, 0.78 steals and 35.8 minutes in 82 games (all starts) ... Finished the season ranked third in the NBA in 3-point field goals made (218), eighth in free throw percentage (87.1%), 16th in the league in scoring (20.7) and tied for 22nd in assists (5.6) ... The 218 3-pointers made in 2013-14 are the most 3-pointers made by a Portland player in franchise history in a single season ... Joined Geoff Petrie and Sidney Wicks as the only Trail Blazers to score 3,000 points in their first 150 NBA games, and is the seventh NBA player since 2002 to achieve the feat (K. Irving, B. Griffin, K. Durant, L. James, D. Wade, C. Anthony) ... Second in the NBA in fourth-quarter scoring (466), only behind Kevin Durant (531) ... Named to the 2014 Western Conference All-Star Team for the first time ... Participated in five All-Star Weekend events (BBVA Compass Rising Stars Challenge, Taco Bell Skills Challenge, Foot Locker Three-Point Contest, Sprite Slam Dunk, 63rd NBA All-Star Game), winning the Taco Bell Skills Challenge for the second consecutive year, this time with teammate Trey Burke from the Utah Jazz ... Made back-to-back game-winning shots in December, beating the buzzer in both contests ... In Detroit on Dec. 15, made a fadeaway jumper at the buzzer to beat the Pistons ... Two nights later, made a 3-pointer from the top of the arc just before the buzzer to beat the Cavaliers in Cleveland 119-116 ... Scored a career-high 41 points (13-24 FG, 7-13 3-PT, 8-8 FT) and added seven rebounds and four assists against Sacramento on Jan. 7 ... He joined Clyde Drexler as the only Portland players to ever record 38 points, 11 assists and four 3-pointers in a game ... Recorded six point-assist double-doubles ... Led the team in scoring 26 times and in assists 40 times ... **2012-13:** Averaged 19.0 points, 3.1 rebounds, 6.5 assists, 0.90 steals and 38.6 minutes in 82 games (all starts) ... Named Kia NBA Rookie of the Year, joining Blake Griffin (2011), David Robinson (1990) and Ralph Sampson (1984) as the only players to win the award unanimously ... Became the fourth Trail Blazer to win NBA Rookie of the Year (Roy, 2007; Wicks, 1972; Petrie, 1971) ... Joined Oscar Robertson and Allen Iverson as the only rookies in NBA history to record 1,500 points and 500 assists in a season ... One of two Trail Blazers to ever finish with 1,500 points and 500 assists in a season (Clyde Drexler-1986-87, 1991-92) ... Broke the all-time NBA rookie record for 3-pointers in a season (185), surpassing Stephen Curry's 166 3-pointers in 2009-10 ... Became Portland's franchise leader for most 3-point field goals in a season, breaking Damon Stoudamire's record of 181 in 2004-05 ... Became the first rookie to lead the NBA in total minutes played (3,167) since Elvin Hayes in 1968-69 ... One of 10 NBA players to score 1,500 points ... Led all rookies in scoring (19.0 ppg), assists (6.5 apg), field goals (553) and free throws (271) ... Finished fifth in the NBA in 3-pointers made, 12th in points per game, tied for 16th in assists per contest and tied for 23rd in free throw percentage ... Earned Kia NBA Western Conference Rookie of the Month honors for every month, becoming one of just eight players to sweep the honors since the inaugural award in 1981-82 ... Scored in double figures in 76 of 82 games ... Led the team in scoring 26 times and in assists on 50 occasions ... Became the first Trail Blazer to win an event at NBA All-Star Weekend, winning the Taco Bell Skills Challenge ... Participated in the BBVA Rising Stars Challenge during All-Star weekend and finished with 18 points, three rebounds and five assists in a game-high 28 minutes ... In the season opener vs. the L.A. Lakers on Oct. 31, joined Oscar Robertson and Allen Iverson as the only players in NBA history with at least 20 points and 10 assists in their NBA debut ... His 11 assists in the season opener were the most by an NBA rookie in his first game since Jason Kidd (11) in 1994, and the most by a Trail Blazer in his NBA debut, all-time ... Became the first NBA rookie to record 35 points, nine assists and zero turnovers in a game since turnovers became a stat in 1978-79 against San Antonio on March 8 ... Made 15 field goals and a Trail Blazers rookie-record seven 3-pointers Jan. 11 at Golden State, where he finished with 37 points, six rebounds and four assists.

**PLAYOFFS** Holds averages of 24.6 points (40.5% FG, 34.6% 3-PT, 89.1% FT), 4.5 rebounds, 5.7 assists, 1.03 steals and 40.5 minutes in 31 career playoff games (all starts) ... Ranks second in 3-pointers (83), eighth in points scored (728), fifth in assists (177), fifth in free throws made (179), second in 3-point attempts (240) and seventh in free throw attempts (201) among all-time franchise postseason leaders ... Has scored 30 or more points 10 times in his postseason career, second most in Trail Blazers history behind Clyde Drexler (14) ... Scored at least 14 points in each of his first 19 career postseason games, making him one of 14 players in NBA history and the only Trail Blazer ever to accomplish that feat ... **2017:** Averaged 27.8 points (43.3% FG, 28.1% 3-PT, 96.0% FT), 4.5 rebounds, 3.3 assists, 1.25 steals and 37.8 minutes in four games (all starts) ... Scoring average of 27.8 points per game is the third highest by a Trail Blazer in a single postseason ... Scored in double figures in all four games, including three games with at least 30 points ... Shot 96.0% (24-of-25) from the free throw line for the postseason, the second best free throw percentage for a single postseason in franchise history ... Averaged 32.5 points, 4.0 rebounds and 5.0 assists in Portland's two home games ... Recorded 34 points, five rebounds and three assists in Game 1 of the First Round series against Golden State on April 16 ... Scored 34 points again in Game 4 on April 24 to go along with one rebound and six assists ... **2016:** In 11 postseason games (all starts), averaged 26.5 points (36.8% FG, 39.3% 3-PT, 91.0% FT) to go along with 4.3 rebounds, 6.3 assists and 1.27 steals in 39.7 minutes ... Connected on 42 three-point field goals in his 11 postseason games, setting a new franchise playoff record for the most threes by any Trail Blazer in a single postseason (40-Porter, 1990) ... Scored in double figures in all 11 games, including nine games with at least 20 points ... Averaged 31.8 points in five games against Golden State in the Western Conference Semifinals, marking the highest scoring average all-time by any Trail Blazer in a playoff series ... Recorded 40 points (14-27 FG, 8-13 3-PT) and 10 assists in Game 3 against the Warriors on May 7, making him the first Trail Blazer (and eighth player in NBA postseason history) to record 40+ points and 10+ assists in a postseason game since Clyde Drexler (4/29/92 at LAL) ... Also made eight three-pointers in that contest to set a new franchise postseason record for threes made in a single game (7-McCollum, 4/29/15) ... Dished out 10 assists in Game 3 and Game 4 against Golden State, making him the first Trail Blazer since Damon Stoudamire in 1998 to record 10+ assists in back-to-back postseason games ... **2015:** Produced 21.6 points (40.6% FG, 16.1% 3-PT, 78.1% FT), 4.6 assists, 4.0 rebounds and 40.2 minutes in five games (all starts) against Memphis ... Scored 32 points on 12-of-23 shooting (7-7 FT), and dished out seven assists in Portland's 99-92 victory over Memphis in Game 4 on April 27 ... Averaged 25.3 points on 49.1% shooting (29-59 FG) over his final three postseason games ... **2014:** Averaged 22.9 points (43.9% FG, 38.6% 3PT, 89.4% FT), 5.1 rebounds, 6.5 assists, 1.00 steal and 42.3 minutes in 11 starts vs. Houston and San Antonio ... Led the team in scoring twice, rebounds once and assists eight times during the postseason ... Hit the go-ahead, series-clinching 3-pointer with 0.9 seconds remaining to lift Portland over Houston in Game 6 of the First Round, sending the Trail Blazers to the Western Conference Semifinals for the first time since 2000 ... His buzzer-beater was the first series-clinching shot since John Stockton in 1997 ... Tallied 31 points, nine rebounds and five assists in Portland's Game 1 win at Houston, becoming the first NBA player with 31-plus points and 9-plus rebounds in his first career playoff game since LeBron James.



**COLLEGE** Played in 103 career games (98 starts) over four years with Weber State, averaging 18.8 points (44.6% FG, 39.0% 3-PT, 86.7% FT), 4.3 rebounds, 3.5 assists and 1.25 steals in 32.6 minutes ... Finished his career second in school history in career scoring with 1,934 career points, which is also fifth in Big Sky Conference history ... Left as Weber State's career leader in 3-pointers made with 246, free throws made with 520 and free throw percentage at 86.7 percent, the sixth best in Big Sky history ... Ranks second in career assists with 362 ... **2011-12:** Earned All-American honors from the National Association of Basketball Coaches and the Associated Press ... Became the first player in Big Sky Conference history to be named to an All-American team ... Was also named Big Sky Conference MVP and District VIII Player of the Year ... Finished second in the country with a scoring average of 24.5 points, the best single-season average in Weber State history ... **2010-11:** Played in just nine games for the Wildcats before suffering a foot injury that forced him to miss the remainder of the season ... Received a medical redshirt season ... Suffered the injury in the second half of Weber State's game at Tulsa on December 16 ... In his nine games with the Wildcats, averaged 19.7 points and 4.2 rebounds and 3.7 assists per game ... **2009-10:** Named the 2009-10 Big Sky Conference MVP and earned First Team All-Conference honors for a second year in a row ... Earned Honorable Mention All-American honors by the Associated Press ... Led the Big Sky Conference in overall scoring at 19.9 points per game ... **2008-09:** Was a unanimous selection as the Big Sky Freshman of the Year and was named to the Big Sky All-Conference First Team ... Became the first freshman to earn All-Conference First Team honors since Rodney Stuckey of Eastern Washington in 2006, and the first true freshman in Big Sky history to earn First Team honors.

**NATIONAL TEAM** A finalist for the United States Men's National Team roster that competed at the 2014 FIBA World Cup in Spain, Lillard appeared in two games for Team USA in the run-up to the competition, averaging 3.5 points (3-8 FG), 1.5 assists, 1.5 rebounds and 13.0 minutes in appearances vs. Brazil and the Dominican Republic in August of 2014.

**PERSONAL** Full name is Damian Lamonte Ollie Lillard ... Parents are Houston and Gina ... Received the 2016-17 Magic Johnson Award from the Professional Basketball Writers Association for best combining excellence on the basketball court with cooperation and dignity in dealing with the media and public ... Released debut rap album *The Letter O* under the name Dame D.O.L.L.A in October 2016 ... Partners with the Trail Blazers, Les Schwab and Adidas in a regional anti-bullying campaign that encourages everyone to stand up for the rights of others and formally pledge to show respect for all people ... Named the recipient of the NBA's Kia Community Assist Award for March 2013 in recognition of his outstanding efforts in the community, ongoing advocacy and charitable work ... Awarded the 2012-13 Maurice Lucas Award, given annually to the Trail Blazers player who best represents the indomitable spirit of Maurice Lucas through his contributions on the court and in the community ... Named Co-MVP of the 2012 NBA Summer League in Las Vegas after leading all players with 26.5 points to go with 4.0 rebounds and 5.3 assists in four games (all starts) ... Majored in Technical Sales at Weber State ... Wears No. 0 for the Trail Blazers in honor of the town he grew up in, Oakland; the town where he played in college, Ogden, Utah; and the state where he plays in the NBA, Oregon.





DAMIAN LILLARD

## NBA REGULAR SEASON STATISTICS

SEASON/TEAM	- 3-Pt. FG -												-Rebounds-							-Averages-				
	G-GS	MIN	FGM	FGA	PCT.	FGM	FGA	PCT.	FTM	FTA	PCT.	OFF	DEF	TOT	AST	PF-DQ	STL	TO	BLK	PTS	RPG	APG	PPG	
12-13 Portland	82-82	3167	553	1288	.429	185	503	.368	271	321	.844	42	215	257	531	172-0	74	243	19	1562	3.1	6.5	19.0	
13-14 Portland	82-82	2937	553	1304	.424	218	554	.394	371	426	.871	35	253	288	457	197-1	64	193	22	1695	3.5	5.6	20.7	
14-15 Portland	82-82	2925	590	1360	.434	196	572	.343	344	398	.864	49	329	378	507	164-0	97	222	21	1720	4.6	6.2	21.0	
15-16 Portland	75-75	2676	618	1474	.419	229	610	.375	414	464	.892	45	257	302	512	165-0	65	242	28	1879	4.0	6.8	25.1	
16-17 Portland	75-75	2693	661	1488	.444	214	579	.370	488	545	.895	46	322	368	440	152-1	68	197	20	2024	4.9	5.9	27.0	
TOTALS	396-396	14398	2975	6914	.430	1042	2818	.340	1888	2154	.877	217	1376	1593	2447	850-2	368	1097	110	8880	4.0	6.2	22.4	

## NBA PLAYOFF STATISTICS

SEASON/TEAM	- 3-Pt. FG -												-Rebounds-					-Averages-						
	G-GS	MIN	FGM	FGA	PCT.	FGM	FGA	PCT.	FTM	FTA	PCT.	OFF	DEF	TOT	AST	PF-DQ	STL	TO	BLK	PTS	RPG	APG	PPG	
2014 Portland	11-11	466	83	189	.439	27	70	.386	59	66	.894	12	44	56	72	29-0	11	30	1	252	5.1	6.5	22.9	
2015 Portland	5-5	201	39	96	.406	5	31	.161	25	32	.781	2	18	20	23	15-0	2	12	3	108	4.0	4.6	21.6	
2016 Portland	11-11	437	89	242	.368	42	107	.393	71	78	.910	12	35	47	69	23-0	14	33	3	291	4.3	6.3	26.5	
2017 Portland	4-4	151	39	90	.433	9	32	.281	24	25	.960	4	14	18	13	11-0	5	13	2	111	4.5	3.3	27.8	
TOTALS	31-31	1255	250	617	.405	83	240	.346	179	201	.891	30	111	141	177	78-0	32	88	9	762	4.5	5.7	24.6	

## NBA ALL-STAR GAME STATISTICS

SEASON/TEAM	- 3-Pt. FG -										-Rebounds-							-Averages-						
	G-GS	MIN	FGM	FGA	PCT.	FGM	FGA	PCT.	FTM	FTA	PCT.	OFF	DEF	TOT	AST	PF-DQ	STL	TO	BLK	PTS	RPG	APG	PPG	
2014 West	1-0	9	3	8	.375	3	6	.500	0	0	----	0	1	1	0	1-0	0	1	0	9	1.0	0.0	9.0	
2015 West	1-0	16	4	12	.333	3	9	.333	0	0	----	2	0	2	2	0-0	1	4	0	11	2.0	2.0	11.0	
TOTALS	2-0	25	7	20	.350	6	15	.400	0	0	----	2	1	3	2	1-0	1	5	0	20	1.5	1.0	10.0	

## PLAYER PROFILES

### 3 / CJ MCCOLLUM



**GUARD** / 6'3" / 190 lbs.

**BIRTHDATE** September 19, 1991

**BIRTHPLACE** Canton, Ohio

**HIGH SCHOOL** Glen Oak HS (Canton, Ohio)

**COLLEGE** Lehigh

**NBA EXPERIENCE** Four Seasons

**W/TRAIL BLAZERS** Four Seasons

#### **CAREER HIGHS**

**POINTS** 43 (at Minnesota, 1/1/17)

**REBOUNDS** 11 (at Sacramento, 12/27/15)

**ASSISTS** 10 (at L.A. Clippers, 11/30/15)

**HOW ACQUIRED/DRAFT BACKGROUND** Selected by Portland in the first round (10th pick overall) of the 2013 NBA Draft.

**2016-17** Averaged a career-best 23.0 points (48.0% FG, 42.1% 3-PT, 91.2% FT) and 3.6 rebounds to go with 3.6 assists in 80 games (all starts) ... His field goal, three-point and free throw percentages also marked new career bests ... His 23.0 ppg ranked 20th in the NBA ... Became the second Trail Blazer to lead the NBA in free throw percentage (Crawford, 2011-12) ... Led the team in scoring 30 times, rebounding eight times and assists on 18 occasions ... Tallied 15 games with at least 30 points (14th in NBA), after having eight such games last season ... His 185 three-

point field goals made him one of 15 players to reach that mark in 2016-17 ... Of those 15 players, McCollum's 42.1% shooting from beyond the arc ranks second ... Scored a team-high 39 points (15-of-24 FG, 3-5 3-PT) vs. Denver on March 28, the second highest scoring output of his career ... Converted five of his six three-point attempts against Phoenix on April 1 to notch his 19th game with at least four makes from beyond the arc (12th in NBA), surpassing Clyde Drexler (464 3-PT) for eighth on Portland's all-time three-point list ... Scored a career-high 43 points and made a career-high 16 field goals (of 25) at Minnesota on Jan. 1 ... Also netted 35 points his next game at Golden State (1/4), marking the first time in his NBA career that he scored at least 35 points in back-to-back games ... Logged at least 25 points in a career-best eight consecutive games from Dec. 30 to Jan. 13, tied for the third-longest streak in team history ... Scored 20+ points in a career-high 10 consecutive games from Dec. 26 to Jan. 13 ... Matched his then career-high in scoring with 37 points on 13-of-23 shooting (6-12 3-PT) at Memphis on Nov. 6 ... Made a career-high seven three-pointers (of 11) at Indiana on Dec. 10 ... Made at least four three-pointers in four consecutive games (12/5-10) the longest such streak of his career ... Competed in the 2017 NBA All-Star Three-Point Contest for the second straight year.

**NBA CAREER** In four seasons with Portland, holds averages of 15.9 points (45.9% FG, 41.3% 3-PT, 84.4% FT), 2.7 rebounds, 2.8 assists, 0.87 steals and 27.0 minutes in 260 games (163 starts) ... Among Trail Blazers with at least 100 3-point field goals, ranks first in 3-point percentage (41.3%) ... Ranks ninth among franchise leaders in free throw percentage (minimum 500 makes) at 84.4% ... With 467 total three-pointers made, ranks eighth among the franchise's all-time leaders ... **2015-16:** Winner of the Kia NBA Most Improved Player Award for 2015-16, McCollum averaged 20.8 points. Averaged 20.8 points, 3.2 rebounds, 4.3 assists, 1.2 steals and 34.8 minutes (all career highs) in 80 games (all starts) ... Increased his scoring average by 14.0 points from the 2014-15 season ... Became the 14th different Trail Blazer to average at least 20 points in a season ... Finished ninth in the NBA with 197 3-pointers, the fourth-most by a Trail Blazer in a single season ... The 197 3-pointers are the most by a Trail Blazer in a season in which he shot at least 40% from the 3-point line ... Notched all eight of the 30-point games in his career, including a career-best 37 points on opening night, Oct. 28 vs. New Orleans ... Tallied 35 points, a career-high 11 rebounds, nine assists and four steals at Sacramento on Dec. 27, making him the first Trail Blazer since Clyde Drexler (1/28/92) to tally at least 35 points, 11 rebounds, nine assists and four steals ... **2014-15:** Competed in 62 games with three starts, averaging 6.8 points (43.6% FG, 39.6% 3-PT), 1.5 rebounds and 1.0 assists in 15.7 minutes ... Scored a season-high 27 points (10-16 FG) at the L.A. Lakers on April 3 ... Finished with 26 points just eight days later against Utah on 8-of-17 shooting ... Averaged 13.5 points on 51% shooting (40.8% 3-PT) in his final 15 games, upping his scoring average from 4.9 to 6.8 ... Scored 10+ points in a career-high seven consecutive games from April 1 to April 11 ... Made at least five field goals in three consecutive games for the first time in his career (Mar. 20-24) ... Scored 17 points at San Antonio on Jan. 16 (7-10 FG) and at Houston on Dec. 22 (6-9 FG) ... Made multiple three-pointers in three consecutive games from Dec. 22 through Dec. 26 ... **2013-14:** Appeared in 38 games as a rookie, averaging 5.3 points (37.5% 3-PT), 1.3 rebounds, 0.7 assists and 12.5 minutes ... Missed the first 34 games of the season due to a fractured left foot suffered prior to the beginning of the season ... In his second career NBA game Jan. 11 vs. Boston, scored 10 points on 4-of-8 shooting, including 2-of-3 from outside the arc ... Scored a career-high 19 points (6-12 FG, 3-6 3-PT) and added three rebounds and three assists against Minnesota on Feb. 8 ... The next game, on





Feb. 11 vs. Oklahoma City, notched 15 points and three assists ... In three games from Feb. 8-12, averaged 15.0 points, 2.0 rebounds and 2.7 assists per game ... Became the first Trail Blazer with consecutive games of 15 points, three 3-pointers and three assists off the bench since Greg Anthony (1999) ... In the final game of the regular season against the L.A. Clippers on April 16, finished with 12 points, four rebounds and three assists in 28 minutes.

**PLAYOFFS** Averaging 14.5 points (42.0% FG, 38.9% 3-PT, 83.1% FT), 3.3 rebounds, 1.6 assists, 0.77 steals and 29.7 minutes in 26 career playoff games (16 starts) ... Ranks sixth in 3-pointers (42) and sixth in 3-point attempts (108) among all-time franchise postseason leaders ... **2017:** Averaged a postseason career-high 22.5 points (40.0% FG, 50.0% 3-PT, 93.8% FT), 6.0 rebounds, 1.0 assists, and 35.1 minutes in four games (all starts) ... Scored 41 points (16-28 FG, 4-6 3-PT, 5-6 FT) in Game 1 of the First Round series with Golden State on April 16 to go with eight rebounds and one assist ... Scored 27 points in the first half alone, tying the franchise postseason record for points in a half ... Made six 3-pointers (of 9) while scoring 32 points in Game 3 against the Warriors on April 22 ... **2016:** Averaged 20.5 points (42.6% FG, 34.5% 3-PT, 80.4% FT) to go with 3.6 rebounds, 3.3 assists, 0.91 steals and 40.2 minutes in 11 games (all starts) vs. the L.A. Clippers

and Golden State ... Scored in double figures in 10 of his 11 postseason contests ... Produced at least 20 points seven times overall, including each of Portland's final four playoff games ... Scored a playoff-high 27 points on three separate occasions ... Shot a combined 7-of-14 from beyond the arc in games four and five against Golden State in the Western Conference Semifinals ... Made multiple three-pointers in seven games, including a postseason-high four (of nine) against the Warriors on May 9 ... **2015:** Played in all five of Portland's postseason games (one start), averaging 17.0 points (47.8% FG, 47.8% 3-PT, 76.9% FT), 4.0 rebounds, 0.4 assists and 1.20 steals in 33.2 minutes ... Scored a career-high (including regular season) 33 points on 12-of-20 shooting (7-11 3-PT) in Game 5 at Memphis on April 29, making him the only NBA player ever to record 33-plus points and at least seven three-pointers as a reserve in a playoff game since the three-point line was instituted in 1979-80 ... His seven three-pointers in Game 5 set a new Trail Blazers franchise record for most three-pointers made in a postseason game, while his 33 points off the bench were the most by a Portland reserve player in franchise history (29, Billy Ray Bates, 4/2/80) ... **2014:** Spread 24 minutes over six games vs. Houston and San Antonio, tallying four points.

## PLAYER PROFILES

**COLLEGE** Played four seasons at Lehigh University, where he averaged 21.3 points (43.9% FG, 37.7% 3-PT, 82.5% FT), 6.3 rebounds, 2.7 assists, 2.04 steals and 32.9 minutes ... In 2009-10, became the first Patriot League player to ever be named both Player and Rookie of the Year ... Also earned Patriot League Player of the Year honors as a junior ... Three-time First Team All-Patriot League member (2009-12) ... Ranks first in Patriot League history and second all-time at Lehigh with 2,361 career points ... Named an Associated Press Honorable Mention All-American as a junior and freshman ... **2012-13:** Played in 12 games as a senior before suffering a broken left foot on Jan. 5 ... Was enjoying a superb senior season prior to the injury, leading the nation in scoring at 23.9 points (49.5% FG, 51.6% 3-PT, 84.9% FT) along with 5.0 rebounds, 2.9 assists, 1.42 steals and 31.0 minutes ... **2011-12:** Earned Patriot League Player of the Year honors as a junior after leading the conference in scoring (21.9), ranking second in rebounding (6.5) and averaging career highs in assists (3.5) and steals (2.60) in 33.1 minutes ... Ranked fifth nationally in points per game ... Named ECAC Player of the Year, along with being named a Lute Olson All-American and NABC First Team All-District member ... Helped lead Lehigh to the round of 32 at the NCAA Tournament, including a 75-70 win over second-seeded Duke ... Finished with 30 points, six rebounds and six assists in the win against the Blue Devils ... Named MVP of the Patriot League Tournament, leading the Mountain Hawks to an 82-77 victory over Bucknell in the championship game by finishing with 29 points, three rebounds, five assists, two blocks and three steals ... **2010-11:** Started all 31 games in which he played as a sophomore, averaging 21.8 points, 7.8

rebounds, 2.1 assists, 2.48 steals and 34.5 minutes ... Finished ninth in the nation and first in the Patriot League in scoring, third in the conference in rebounding and 12th nationally in steals ... Named to the NABC First Team All-District, as well as the USBWA All-District team ... Scored a career-best 42 points (15-25 FG) Nov. 26 against Kent State ... **2009-10:** Completed a record freshman season, leading the nation in scoring (19.1) while also averaging 5.0 rebounds, 2.4 assists, 1.30 steals and 31.9 minutes in 33 games ... Along with winning the Patriot League Player and Rookie of the Year awards, was a conference First Team All-League, All-Rookie and All-Tournament Team selection ... Named to the Sporting News All-Freshman Team ... Scored 26 points against top-seeded Kansas in the NCAA Tournament Round of 64.

**PERSONAL** Son of Kathy Andrews and Errick McCollum ... His older brother, Errick, has played seven seasons of professional basketball overseas, most recently signing with Turkish club Anadolu Efes for the 2017-18 season ... Participated in the 2017 NBA Africa Game in Johannesburg, South Africa ... Majored in journalism at Lehigh and hopes to become a sports analyst and broadcaster ... Penned an article for The Sporting News in 2012 about his decision to return to school his senior year ... Is a contributing editor for The Players' Tribune and has written multiple articles for the site ... Favorite foods are french fries and his mother's lasagna ... Averaged a team-high 20.2 points to go with 3.2 rebounds, 2.0 assists and 1.80 steals in five starts at the 2014 NBA Summer League ... Posted averages of 21.0 points, 4.0 rebounds, 3.4 assists and 1.00 steal in five games at the 2013 NBA Summer League.





## NBA REGULAR SEASON STATISTICS

SEASON/TEAM	- 3-PT. FG -												-Rebounds-								-Averages-					
	G-GS	MIN	FGM	FGA	PCT.	FGM	FGA	PCT.	FTM	FTA	PCT.	OFF	DEF	TOT	AST	PF-DQ	STL	TO	BLK	PTS	RPG	APG	PPG			
13-14 Portland	38-0	476	74	178	.416	30	80	.375	23	34	.676	7	41	48	27	53-0	14	35	2	201	1.3	0.7	5.3			
14-15 Portland	62-3	973	159	365	.436	55	139	.396	51	73	.699	14	77	91	64	81-0	43	48	8	424	1.4	0.9	6.8			
15-16 Portland	80-80	2780	641	1431	.448	197	472	.417	187	226	.827	47	212	259	341	187-0	97	196	23	1666	3.2	4.3	20.8			
16-17 Portland	80-80	2796	692	1441	.480	185	439	.421	268	294	.912	60	229	289	285	202-1	72	172	42	1837	3.6	3.6	23.0			
TOTALS	260-163	7025	1566	3415	.458	467	1130	.413	529	627	.844	128	559	687	717	523-1	226	451	75	4128	2.6	2.8	15.9			

## NBA PLAYOFF STATISTICS

SEASON/TEAM	- 3-PT. FG -												-Rebounds-								-Averages-					
	G-GS	MIN	FGM	FGA	PCT.	FGM	FGA	PCT.	FTM	FTA	PCT.	OFF	DEF	TOT	AST	PF-DQ	STL	TO	BLK	PTS	RPG	APG	PPG			
2014 Portland	6-0	24	1	11	.091	0	5	.000	2	2	1.000	0	1	1	0	2-0	0	1	0	4	0.2	0.0	0.7			
2015 Portland	5-1	166	32	67	.478	11	23	.478	10	13	.769	1	19	20	2	13-0	6	6	1	85	4.0	0.4	17.0			
2016 Portland	11-11	442	84	197	.426	20	58	.345	37	46	.804	7	33	40	36	30-0	10	20	5	225	2.8	3.3	20.5			
2017 Portland	4-4	140	32	80	.400	11	22	.500	15	16	.938	8	16	24	4	10-0	4	15	2	90	6.0	1.0	22.5			
TOTALS	26-16	773	149	355	.420	42	108	.389	64	77	.831	16	69	85	42	55-0	20	42	8	404	3.3	1.6	15.5			

## PLAYER PROFILES

### 6 / SHABAZZ NAPIER



**GUARD / 6'1" / 175 lbs.**

**BIRTHDATE** July 14, 1991

**BIRTHPLACE** Roxbury, Mass.

**HIGH SCHOOL** Lawrence Academy (Groton, Mass.)

**COLLEGE** Connecticut

**NBA EXPERIENCE** Three Seasons

**W/TRAIL BLAZERS** One Season

#### **CAREER HIGHS**

**POINTS** 32 (vs. San Antonio, 4/10/17)

**REBOUNDS** 7 (twice, last at Orlando, 2/23/17)

**ASSISTS** 9 (Orlando at Cleveland, 11/23/15)

**HOW ACQUIRED/DRAFT BACKGROUND** Acquired from the Orlando Magic in exchange for cash considerations on July 7, 2016. Was originally drafted by the Charlotte Hornets in the first round (24th pick overall) of the 2014 NBA Draft.

**2016-17** Posted averages of 4.1 points, 1.1 rebounds, 1.3 assists and 9.7 minutes in 53 games (two starts) with the Trail Blazers ... Led the team in scoring three times and assists twice ... Tallied a game high 25 points (10-18 FG, 3-6 3-PT) April 12 vs. New Orleans, marking the first time in his career he has scored 25-plus points in consecutive games ... Scored a career-high 32 points (9-20 FG, 4-7 3-PT, 10-11 FT) to go with

six rebounds and five assists against San Antonio on April 10 ... Also set career highs in field goals and free throws made that game ... Finished with 10 points, seven rebounds and a season-high six assists at Orlando on Feb. 23 ... Scored 11 points (4-10 FG) and led the team in scoring at the L.A. Clippers on Nov. 9 ... Scored 10 points Dec. 26 vs. Toronto ... Finished with 10 points on 3-of-6 shooting (2-2 3-PT) against Dallas on Dec. 21.

**NBA CAREER** Averaged 4.3 points (37.3% FG, 35.4% 3-PT, 76.7% FT), 1.4 rebounds, 1.8 assists and 13.4 minutes in 159 games (12 starts) with the Orlando Magic, Miami Heat and Portland Trail Blazers ... **2015-16:** Played in 55 games with the Orlando Magic, averaging 3.7 points (33.8% FG, 32.7% 3-PT, 73.3% FT), 1.0 rebounds and 1.8 assists in 10.9 minutes ... Scored in double figures five times, including a career-high 22 points (8-16 FG, 5-9 3-PT) against the L.A. Lakers on Nov. 11 ... Dished out a career-high nine assists at Cleveland on Nov. 23 ... Recorded at least one steal 17 times and had multiple steals in five games. **2014-15:** As a rookie with Miami, produced 5.1 points (38.2% FG, 36.4% 3-PT, 78.6% FT), 2.2 rebounds, 2.5 assists, 0.78 steals and 19.8 minutes in 51 games (10 starts) ... Ranked third among all rookies in three-point field goal percentage (43-118 3-PT) ... Made his NBA debut against Washington on Oct. 29, tallying two points, three rebounds, two assists and one steal in 15 minutes ... Made his first NBA start at Golden State on Jan. 14 and recorded 10 points, six assists, two rebounds and one steal in 33 minutes ... Missed the final eight games of the season after having surgery to repair a sports hernia on April 1 ... Also played in four games (two starts) with the Sioux Falls Skyforce of the NBA Development League, averaging 19.5 points, 5.0 rebounds and 3.8 assists in 34.3 minutes.

**PLAYOFFS** Appeared in four playoff games with Portland in 2017, averaging 6.8 points (42.1% FG, 45.5% 3-PT, 75.0% FT), 1.0 rebounds, 0.8 assists, and 11.8 minutes ... Recorded 10 points, two rebounds, and one assist in Game 2 of the First Round series against Golden State on April 19 ... Scored 14 points (4-11 FG, 3-7 3-PT) to go with two rebounds and two assists in Game 4 against the Warriors on April 24.

**COLLEGE** A four-year standout at the University of Connecticut, helped guide UConn to national championships in 2011 and 2014 ... Averaged 13.7 points (41.1% FG, 37.5% 3-PT, 81.3% FT), 4.0 rebounds, 4.5 assists, 1.76 steals and 32.3 minutes in 143 collegiate games ... Became the only player in school history to amass at least 1,500 points and 500 assists during his career ... Finished first on UConn's all-time list in games played and free throws made (509) ... Ranked second in steals (251) and three-point field goals (260), third in assists (846), fourth in points (1,959), 10th in free throw percentage (.813) and 11th in field goals made (595) ... **2013-14:** Appeared in 40 games as a senior (all starts), averaging 18.0 points, 5.9 rebounds, 4.9 assists and 1.83 steals in 35.1 minutes ... Named the 2014 American Athletic Conference Player of the Year and was a unanimous All-AAC First Team Selection ... Earned the Bob Cousy Award, given to the country's top point guard ... Named to the Associated Press All-American, the USBWA All-American and the NABC All-American First Teams ... Earned Final Four and East Regional Most Outstanding Player honors after averaging 21.2 points during the NCAA Tournament ... **2012-13:** Named First Team All-Big East as a junior after averaging 17.1 points, 4.4 rebounds, 4.6 assists, 2.00 steals and 37.3 minutes in 28 games (27 starts) ... Led UConn in scoring, assists, steals and three-point field goal percentage ...





**2011-12:** Appeared in 34 games (31 starts) during his sophomore season, averaging 13.0 points, 3.5 rebounds, 5.8 assists and 1.65 steals in 35.0 minutes ... Recorded a triple-double vs. Coppin State on Nov. 20 with 22 points, 12 rebounds and 13 assists ... **2010-11:** Named to the Big East All-Rookie Team after producing 7.8 points, 2.4 rebounds, 3.0 assists, 1.61 steals and 23.8 minutes in 41 games ... Helped contribute to UConn's National Championship.

**PERSONAL** Full name is Shabazz Bozie Napier ... Son of Carmen Velasquez ... Has one brother and one sister ... Graduated from Connecticut with a degree in sociology ... Enjoys fishing, bowling and spending time with his family ... Favorite NFL team is the New England Patriots ... Threw out the ceremonial first pitch at Fenway Park before a Yankees/Red Sox game on April 22, 2014.

## NBA REGULAR SEASON STATISTICS

SEASON/TEAM	G-GS	MIN	FGM	FGA	PCT.	- 3-Pt. FG -				FTA	PCT.	-Rebounds-				PF-DQ	STL	TO	BLK	PTS	-Averages-		
						FGM	FGA	PCT.	FTM			OFF	DEF	TOT	AST						RPG	APG	PPG
14-15 Miami	51-10	1012	87	228	.382	43	118	.364	44	56	.786	17	96	113	130	76-0	40	81	4	261	2.2	2.5	5.1
15-16 Orlando	55-0	600	68	201	.338	34	104	.327	33	45	.733	9	46	55	97	38-0	23	46	1	203	1.0	1.8	3.7
16-17 Portland	53-2	512	73	183	.399	34	92	.370	38	49	.776	8	53	61	67	38-0	32	41	2	218	1.1	1.3	4.1
<b>TOTALS</b>	<b>159-12</b>	<b>2124</b>	<b>228</b>	<b>612</b>	<b>.373</b>	<b>111</b>	<b>314</b>	<b>.354</b>	<b>115</b>	<b>150</b>	<b>.767</b>	<b>34</b>	<b>195</b>	<b>229</b>	<b>294</b>	<b>152-0</b>	<b>95</b>	<b>168</b>	<b>7</b>	<b>682</b>	<b>1.4</b>	<b>1.8</b>	<b>4.3</b>

## NBA PLAYOFF STATISTICS

SEASON/TEAM	G-GS	MIN	FGM	FGA	PCT.	- 3-Pt. FG -				FTA	PCT.	-Rebounds-				PF-DQ	STL	TO	BLK	PTS	-Averages-		
						FGM	FGA	PCT.	FTM			OFF	DEF	TOT	AST						RPG	APG	PPG
2017 Portland	4-0	47	8	19	.421	5	11	.455	6	8	.750	1	3	4	3	6-0	2	0	0	27	1.0	0.8	6.8
<b>TOTALS</b>	<b>4-0</b>	<b>47</b>	<b>8</b>	<b>19</b>	<b>.421</b>	<b>5</b>	<b>11</b>	<b>.455</b>	<b>6</b>	<b>8</b>	<b>.750</b>	<b>1</b>	<b>3</b>	<b>4</b>	<b>3</b>	<b>6-0</b>	<b>2</b>	<b>0</b>	<b>0</b>	<b>27</b>	<b>1.0</b>	<b>0.8</b>	<b>6.8</b>



## PLAYER PROFILES

### 27 / JUSUF NURKIĆ



**CENTER** / 7'0" / 275 lbs.

**BIRTHDATE** August 23, 1994

**BIRTHPLACE** Bosnia

**NBA EXPERIENCE** Three Seasons

**W/TRAIL BLAZERS** One Season

#### CAREER HIGHS

**POINTS** 33 (vs. Denver, 3/28/17)

**REBOUNDS** 20 (vs. Philadelphia, 3/9/17)

**ASSISTS** 8 (vs. Philadelphia, 3/9/17)

**HOW ACQUIRED/DRAFT BACKGROUND** Acquired along with a 2017 first round draft pick from the Denver Nuggets in exchange for Mason Plumlee, a 2018 second round pick and cash considerations on Feb. 13, 2017. Originally selected by the Chicago Bulls in the first round (16th overall) in the 2014 NBA Draft and traded to the Nuggets in a draft night deal in exchange for Doug McDermott (11th overall) and Anthony Randolph.

**2016-17** In 65 games (48 starts) with Denver and Portland, averaged 10.2 points (50.7% FG, 57.1% FT), 7.2 rebounds and 1.9 assists ... **WITH PORTLAND:** In 20 games (19 starts) with the Trail Blazers, posted averages of 15.2 points (50.8% FG, 66.0%

FT), 10.4 rebounds, 3.2 assists, 1.25 steals, 1.90 blocked shots and 29.2 minutes ... Became the first Trail Blazer to average 15-plus points and 10-plus rebounds in his first 20 games since Mychal Thompson in 1978 ... Portland went 14-6 with Nurkic in the lineup ... Scored a career-high 33 points (12-15 FG, 9-11 FT) March 28 vs. Denver, adding 15 rebounds and two blocked shots to become the first player in franchise history to register 30-plus points and 15-plus rebounds on 80% shooting or better ... Tallied 28 points to go with career highs of 20 rebounds, eight assists, and six blocks against the 76ers on March 9, becoming the first NBA player to log 28-plus points, 20-plus rebounds, 8-plus assists and 6-plus blocks in a game since Charles Barkley (Nov. 28, 1986) ... Finished with 18 points, 12 rebounds, six assists, five blocks, and two steals against Oklahoma City on March 2 ... Missed the final seven games of the regular season with a non-displaced right fibular fracture ... **WITH DENVER:** Posted averages of 8.0 points (50.7% FG, 49.6% FT), 5.8 rebounds and 1.3 assists in 45 games (29 starts) with the Nuggets before being traded to Portland ... Scored 23 points on 9-of-13 shooting in Denver's season opener at New Orleans on Oct. 26, his second career 20-point game at the time ... Hauled in what was then a career-high 18 rebounds at Toronto on Oct. 31 ... Also had five blocks in that contest, matching his career high at the time.

**NBA CAREER** Averaging 8.5 points (46.9% FG, 60.1% FT), 6.4 rebounds, 1.3 assists, 1.17 blocked shots and 19.1 minutes over three seasons with Denver and Portland ... **2015-16:** Appeared in 32 games (three starts), averaging 8.2 points, 5.5 rebounds and 1.38 blocks in 17.1 minutes with Denver ... Made his season debut Jan. 2 at Golden State after missing 33 games due to a left patellar tendon repair ... Recorded 11 points, 14 rebounds, five steals and four assists in a career-high 39 minutes at Portland on April 13 ... Posted a season-high 21 points (10-18 FG) and added nine rebounds April 8 vs. San Antonio ... Registered 19 points (9-13 FG) and seven boards March 27 at LA Clippers ... Tallied 18 points on 7-11 FG's, four rebounds and five assists March 25 at the L.A. Lakers ... Posted 16 points and 11 rebounds Feb. 10 at Detroit ... Recorded 15 points, 10 rebounds and five blocks Jan. 6 at Minnesota ... Missed three games from 3/28-3/31 due to illness ... **2014-15:** Appeared in 62 games (27 starts) in his rookie campaign with the Nuggets, averaging 6.9 points, 6.2 rebounds and 1.10 blocks in 17.8 minutes ... Scored a season-high 17 points (7-13 FG) in 30 minutes at Golden State on April 15 ... Netted 16 points to go with seven rebounds March 20 at Miami ... Had 11 points, a season-high 15 rebounds, two steals and three blocks at Milwaukee on Feb. 21 ... Tallied 16 points while pulling down 14 rebounds Feb. 9 vs. Oklahoma City ... Recorded his first career double-double at Chicago on Jan. 1 with 10 point and 10 rebounds ... Posted a season-high 16 points (7-10 FG) to go along with eight rebounds Dec. 30 vs. the L.A. Lakers ... Missed seven games from 2/27-3/9 due to a right ankle sprain.

**PLAYOFFS** Played in Game 3 of the 2017 First Round series against Golden State, recording two points, 11 rebounds, and four assists ... Missed the first two games of the playoffs with a broken right leg before playing in Game 3 and sitting again in Game 4 ... Registered the most rebounds (11) by a Trail Blazers player in his postseason debut since Sam Bowie had 14 on April 18, 1985.

**INTERNATIONAL 2013-14:** Played for Bosnia and Herzegovina in the 2014 Under-20 European Championship Division B in Sarajevo ... Averaged 21.4 points, 12.0 rebounds, 3.3 assists and 2.63 blocks in eight games while leading Bosnia to the a championship ... Was named the MVP of the tournament ... Scored 34 points and grabbed 13 rebounds in Bosnia's victory over Belgium in the championship

game ... Appeared in 58 games for Cedevisa Zagreb in and averaged 10.9 points, 5.0 rebounds, 1.1 blocks in 16.3 minutes ... In the Adriatic League, posted 11.7 points (20th in league), 5.7 rebounds (17th), and 0.8 blocks (9th) in 16.6 minutes ... **2012-13:** With Cedevisa in the Adriatic League, posted 3.6 points and 2.0 rebounds ... Loaned in January to Zadar to get more minutes ... In Croatia A1 (w/ Zadar), averaged 8.1 points, 4.4 rebounds and 0.9 blocks in 13.5 minutes ... Held averages 4.1 points and 2.0 rebounds in the Adriatic League ... **2011-12:** Played for Union Olimpija's junior team in the Nike International Junior Tournament averaging 18.8 points, 11.0 rebounds and 2.0 blocks in 30.0 minutes over five game ... Went 7-of-15 from three-point range.

**PERSONAL** Did not play basketball until he was 14 ... Recruited to play the game after his future basketball agent read an article about his tall father, a policeman in Tuzla ... He tracked him down and asked if he had a son.



JUSUF NURKIC

## NBA REGULAR SEASON STATISTICS

SEASON/TEAM	G-GS	MIN	FGM	FGA	PCT.	- 3-Pt. FG -					-Rebounds-					-Averages-							
						FGM	FGA	PCT.	FTM	FTA	PCT.	OFF	DEF	TOT	AST	PF-DQ	STL	TO	BLK	PTS	RPG	APG	PPG
14-15 Denver	62-27	1103	171	383	.446	0	2	.000	84	132	.636	125	257	382	50	207-6	52	86	68	426	6.2	0.8	6.9
15-16 Denver	32-3	547	101	242	.417	0	3	.000	61	99	.616	65	110	175	40	91-0	24	55	44	263	5.5	1.3	8.2
16-17 Den-Port.	65-48	1391	271	534	.507	0	1	.000	120	210	.571	154	313	467	123	161-0	50	143	74	662	7.2	1.9	10.2
TOTALS	159-78	3041	543	1159	.469	0	6	.000	265	441	.601	344	680	1024	213	459-6	126	284	186	1351	6.4	1.3	8.5

## NBA PLAYOFF STATISTICS

SEASON/TEAM	G-GS	MIN	FGM	FGA	PCT.	- 3-Pt. FG -					-Rebounds-					-Averages-							
						FGM	FGA	PCT.	FTM	FTA	PCT.	OFF	DEF	TOT	AST	PF-DQ	STL	TO	BLK	PTS	RPG	APG	PPG
2017 Portland	1-1	17	1	3	.333	0	1	.000	0	0	----	0	11	11	4	1-0	0	3	1	2	11.0	4.0	2.0
TOTALS	1-1	17	1	3	.333	0	1	.000	0	0	----	0	11	11	4	1-0	0	3	1	2	11.0	4.0	2.0

## 50 / CALEB SWANIGAN



**FORWARD / 6'9" / 250 lbs.**

**BIRTHDATE** April 18, 1997

**BIRTHPLACE** Indianapolis, Ind.

**HIGH SCHOOL** Homestead (Fort Wayne, Ind.)

**COLLEGE** Purdue

**NBA EXPERIENCE** None

**W/TRAIL BLAZERS** None



**HOW ACQUIRED/DRAFT BACKGROUND** Selected by Portland in the first round (26th pick overall) of the 2017 NBA Draft.

**COLLEGE** In two years at Purdue, averaged 14.4 points (50.1% FG, 37.6% 3-PT, 76.0% FT), 10.4 rebounds, 2.4 assists and 29.2 minutes in 69 career games (all starts) ... **2016-17:** Averaged 18.5 points, 12.5 rebounds, 3.0 assists and 32.5 minutes in 35 games (all starts) as a sophomore ... Named a consensus First Team All-American, the Pete Newell Big Man of the Year and the Big Ten Player of the Year ... Ranked second nationally in rebounding ... First player since Tim Duncan of Wake Forest (1996-97) to average 18.5 points, 12.5 rebounds and 3.0 assists in a season ... Recorded 28 double-doubles, the most in Big Ten history and the 13th most in NCAA history ... Set Purdue's single-season rebounds

record with 436 ... First player nationally since the 1986-86 season to amass 640 points, 430 rebounds and 100 assists in a season ... Was a top-five finalist for the Wooden Award, Naismith Award, Oscar Robertson Trophy and Karl Malone Power Forward Award ... **2015-16:** Averaged 10.2 points, 8.3 rebounds, 1.8 assists and 27.5 minutes in 34 games (all starts) as a freshman ... Named to the Big Ten All-Freshman team ... Set Purdue freshman records in double-doubles (eight) and rebounds (282) ... A midseason finalist for the Wayman Tisdale Award and early-season candidate for the Karl Malone Award ... Named Big Ten Freshman of the Week a school-record three times.

**PERSONAL** Studied general education and educational studies at Purdue ... Played for the Trail Blazers at the 2017 NBA Summer League in Las Vegas, averaging 16.1 points (43.8% FG, 80.6% FT), 10.6 rebounds, 2.3 assists, 1.38 steals and 30.9 minutes in eight games (all starts) ... Named to the All-NBA Summer League First Team at the 2017 Las Vegas Summer League ... Father is former Purdue athlete Roosevelt Barnes ... Was Indiana's Mr. Basketball in 2015 ... Graduated from high school in three years.



CALEB SWANIGAN

## NCAA STATISTICS (PURDUE)

SEASON/TEAM	- 3-Pt. FG -										-Rebounds-					-Averages-							
	G-GS	MIN	FGM	FGA	PCT.	FGM	FGA	PCT.	FTM	FTA	PCT.	OFF	DEF	TOT	AST	PF	STL	TO	BLK	PTS	RPG	APG	PPG
15-16 Purdue	34-34	875	130	282	.461	21	72	.292	67	94	.713	54	228	282	61	75	12	90	8	348	8.3	1.8	10.2
16-17 Purdue	35-35	1139	222	421	.527	38	85	.447	164	210	.781	96	340	436	106	97	15	118	28	646	12.5	3.0	18.5
TOTALS	69-69	2014	352	703	.501	59	157	.376	231	304	.760	150	568	718	167	172	27	208	36	994	10.4	2.4	14.4

## PLAYER PROFILES

### 1 / EVAN TURNER



**FORWARD** / 6'7" / 220 lbs.

**BIRTHDATE** October 27, 1988

**BIRTHPLACE** Chicago, Ill.

**HIGH SCHOOL** St. Joseph (Chicago, Ill.)

**COLLEGE** Ohio State

**NBA EXPERIENCE** Seven Seasons

**W/TRAIL BLAZERS** One Season

#### **CAREER HIGHS**

**POINTS** 34 (Philadelphia at New York, 1/22/14)

**REBOUNDS** 15 (twice, last Boston at Indiana, 1/9/15)

**ASSISTS** 13 (Boston at Cleveland, 4/10/15)

**HOW ACQUIRED/DRAFT BACKGROUND** Signed as a free agent on July 6, 2016. Originally selected in the first round (second pick overall) by the Philadelphia 76ers in the 2010 NBA Draft.

**2016-17** Posted averages of 9.0 points (42.6% FG, 26.3% 3-PT, 82.5% FT), 3.8 rebounds, 3.2 assists and 25.5 minutes in 65 games (12 starts) ... Notched two double-doubles ... Led the team in assists six times ... Scored 20-plus twice ... Fractured his third metacarpal in his right hand Feb. 7 at Dallas, missing the next 14 games as a result ... Scored a season-high 24 points on 10-of-17 shooting against Dallas on Feb. 3 ... Recorded a then season-high 20 points vs. the L.A. Lakers on Jan. 5, all of which came in the

second half (14 pts in 4th Q) ... Recorded a career-high four blocked shots Jan. 1 at Minnesota ... Made his first start of the season at Memphis on Dec. 8, recording 15 points and 10 rebounds ... Scored 19 points on 8-of-12 shooting at Brooklyn on Nov. 20 ... Scored in double figures in a season-high three straight games on three separate occasions, most recently from Jan. 1-5 ... Dished out a season-high 11 assists on Jan. 11 vs. Cleveland ... Recorded his first double-double as a Trail Blazer with 11 points and 10 rebounds at Phoenix on Nov. 2.

**NBA CAREER** In seven seasons with Philadelphia, Indiana, Boston, and Portland, holds averages 10.5 points (43.1% FG, 29.8% 3-PT, 78.2% FT), 5.0 rebounds, 3.7 assists and 28.2 minutes in 534 career games (253 starts) ... **2015-16:** Averaged 10.5 points (45.6% FG, 24.1% 3-PT, 82.7% FT), 4.9 rebounds, 4.4 assists, 0.99 steals and 28.0 minutes in 81 games (12 starts) for the Boston Celtics ... Ranked fourth on the team in scoring, fourth in rebounds, second in assists and second in games played ... Scored in double figures 47 times, including a season-high streak of seven straight games from Dec. 26 to Jan. 7 ... Recorded a season-high 21 points against the New York Knicks (10-19 FG) on March 4 and also at Golden State (8-13 FG) on April 1 ... Recorded four double-doubles, including a 19-point, 12-rebound performance in a win at Cleveland on Feb. 5 ... Dished out 10 assists twice, most recently at Milwaukee on Feb. 9 ... Shot 8-of-13 (61.5%) from the three-point line over his final 12 games of the season ... **2014-15:** In his first season with Boston, averaged 9.5 points (42.9% FG, 27.7% 3-PT, 75.2% 3-PT), 5.1 rebounds, a career-high 5.5 assists, 1.01 steals and 27.6 points in 82 games played (57 starts) ... Competed in all 82 regular season games for the second time in his career ... Scored a season-high 30 points on 12-of-20 shooting (5-5 FT) against Orlando on March 13, one of three games with at least 20 points ... Logged the first three triple-doubles of his career, including a 19-point, 10-rebound, 12 assist game at Brooklyn on March 23 ... Recorded four double-doubles and had five games of at least 10 rebounds ... Matched his career-high of 15 rebounds at Indiana on Jan. 9 ... Hit a buzzer-beating three-pointer against the Trail Blazers on Jan. 22, one of two game-winning shots on the season ... **2013-14:** Spent time with Philadelphia and Indiana, averaging a career-high 14.0 points (42.5%, 32.1% 3-PT, 81.3% FT), 5.0 rebounds, 3.2 assists and 30.3 minutes in 81 combined games (56 starts) ... His 1,131 points scored, free throws made (213), free throws attempted (262) and free throw percentage (81.3%) were all career-highs ... Started the season with the 76ers and produced 17.4 points (42.8% FG), 6.0 rebounds, 3.7 assists and 34.9 minutes in 54 games (all starts) before being traded to Indiana on Feb. 20 ... With the 76ers, scored a career-high 34 points (13-22 FG, 3-3 3-PT) to go with 11 rebounds at New York on Jan. 22 ... Also scored 31 points at Cleveland earlier in the season ... As a member of the Pacers, contributed 7.1 points, 3.2 rebounds and 2.4 assists in 27 games ... Scored in double figures 51 times between the two teams and had nine double-doubles ... Shot 50.0% from beyond the arc (12-24 3-PT) with Indiana during the regular season ... **2012-13:** Played in all 82 games for Philadelphia for the first time in his career, averaging 13.3 points (41.9% FG, 36.5% 3-PT, 74.0% FT), 6.3 rebounds and 4.3 assists in 35.3 minutes ... Registered career-highs in starts (82), minutes per game, rebounds per game and three-point percentage (58-153 3-PT) ... Was one of eight players in the league who averaged at least 13.0 points, 6.0 rebounds and 4.0 assists ... Recorded a career-high 14 double-doubles ... **2011-12:** Averaged 9.4 points (44.6% FG, 22.4% 3-PT, 67.6% FT), 5.8 rebounds, 2.8 assists and 26.4 minutes in 65 games (20 starts) with Philadelphia ... In his



20 starts, averaged 12.7 points, 6.7 rebounds and 3.0 assists in 33.1 minutes ... Selected to the inaugural BBVA Rising Stars Challenge held during All-Star Weekend and had 16 points (8-9 FG), 11 rebounds and seven assists in 29 minutes ... **2010-11:** As a rookie with Philadelphia, averaged 7.2 points (42.5% FG, 31.8% 3-PT, 80.8% FT), 3.9 rebounds, 2.0 assists and 23.0 minutes in 78 games (14 starts) ... Made his NBA debut on Oct. 27, scoring 16 points on 7-of-10 shooting and hauling in seven rebounds against Miami on Oct. 27 ... Scored at least 20 points three times, including a season-high 23-point performance (9-12 FG, 4-4 FT) at Phoenix on Dec. 29 ... Also had three games with at least 10 rebounds.

**PLAYOFFS** Has appeared in the postseason in six of his seven NBA seasons (four straight), averaging 8.8 points (37.8% FG, 35.3% 3-PT, 75.5% FT), 5.3 rebounds, 2.6 assists and 26.2 minutes in 44 career playoff games (24 starts) ... **2017:** In four games (all starts), averaged 10.3 points (36.4% FG, 33.3% 3-PT, 75.0% FT), 5.8 rebounds, 3.8 assists, 1.75 steals and 31.0 minutes ... Recorded a double-double of 12 points and 10 rebounds in Game 1 of the First Round series against Golden State on April 16 ... Had seven assists in Game 2 against the Warriors on April 19 ... Scored 17 points to go with eight rebounds and three assists in Game 3 against the Warriors on April 22 ... **2016:** Averaged a career-high 13.2 points (36.5% FG) to go along with 5.7 rebounds, 4.5 assists, 1.3 steals, 1.00 blocks and 35.7 minutes in six playoff games ... Scored in double figures in five of his six contests in the 2016 NBA Playoffs, including a postseason-high 17 points twice ... Shot 50.0% from the field (5-10 FG, 4-4 FT) and scored 15 points at Atlanta on April 26 ... **2015:** In four games against Cleveland, averaged 10.5 points (36.4% FG, 50.0% 3-PT, 88.9% FT), 7.3 rebounds, 4.8 assists and 29.5 minutes ... Tied his playoff career-high with 19 points against Cleveland in Game 3 on April 23 ... Also set a postseason career-high with eight assists in that contest ... His 12 rebounds in Game 2 on April 21 also marked a new playoff-high ... **2014:** Appeared in 12 games off the bench for Indiana during its run to the Eastern Conference Finals, averaging 3.3 points (42.9% FG, 57.1% 3-PT, 100.0% FT), 3.3 rebounds, 1.6 assists and 12.4 minutes ... Scored 11 points on 4-of-8 shooting at Atlanta on April 26, his highest scoring total of the postseason ... Also logged nine points (4-6 FG) in Indiana's postseason opener against the Hawks on April 19 ... **2012:** Appeared in all 13 games (12 starts) during Philadelphia's run to the Eastern Conference Semifinals, averaging 11.2 points (36.4% FG, 68.8% FT), a postseason career-high 7.5 rebounds, 2.5 assists and

34.5 minutes ... Scored a postseason-high 19 points in Game 2 of the opening round at Chicago ... Recorded double-doubles in Game 1 (16 pts, 10 reb) and Game 5 (11 pts, 10 reb) in the Eastern Conference Semifinals vs. Boston ... **2011:** Played in five postseason games with Philadelphia, averaging 8.0 points (44.7% FG), 4.6 rebounds, 0.8 assists and 19.4 minutes ... Also scored a postseason-high 17 points on 7-of-13 shooting in Philadelphia's lone win in the series in Game 4.

**COLLEGE** Was an early entry candidate for the 2010 NBA Draft following his junior season at Ohio State ... In three years with the Buckeyes, averaged 15.0 points (50.2% FG, 36.2% 3-PT, 75.8% FT), 6.8 rebounds, 4.1 assists and 1.57 steals in 101 collegiate contests ... Increased his scoring each year at Ohio State ... **2009-10:** Swept the national player of the year awards, picking up the Naismith Trophy, the John R. Wooden Award along with the USBWA, Associated Press and NABC player of the year awards ... Also named the Big Ten Player of the Year after averaged a conference-high 20.4 points (51.9% FG, 36.4% 3-PT, 75.4% FT), 9.2 rebounds and 6.0 assists, 1.72 steals and 35.7 minutes in 31 games ... Was the first Division I player to average at least 20 points, 9.0 rebounds and 6.0 assists in a single season since Oscar Robinson did so in back-to-back seasons in 1958-59 and 1959-60 ... **2008-09:** Led all Big Ten competitors in scoring with 17.3 points per game as a sophomore ... Also averaged 7.1 rebounds and 4.0 assists in 33 games ... Finished the season ranked seventh all-time in school history for made free throws (175) and free throw attempts (222) ... **2007-08:** As a freshman at Ohio State, averaged 8.5 points (47.0% FG, 33.3% 3-PT, 69.9% FT), 4.4 rebounds, 2.6 assists and 1.27 steals in 37 games ... Finished the year second on the team in assists (98) and third in steals (47) ... Ended his freshman campaign with three consecutive double-digit performances.

**PERSONAL** Son of Iris and James Turner ... Hobbies include reading, listening to music and playing golf ... Represented the United States at the 2009 World University Games ... Attended the same high school, St. Joseph, as Hall of Famer Isiah Thomas.

## NBA REGULAR SEASON STATISTICS

SEASON/TEAM	G-GS	MIN	FGM	FGA	PCT.	- 3-PT. FG -			FTM	FTA	PCT.	-Rebounds-				PFQD	STL	TO	BLK	PTS	-Averages-		
						FGM	FGA	PCT.				OFF	DEF	TOT	AST						RPG	APG	PPG
10-11 Philadelphia	78-14	1797	225	529	.425	14	44	.314	101	125	.808	42	264	306	159	138-0	49	80	14	565	3.9	2.0	7.2
11-12 Philadelphia	65-20	1713	263	590	.446	11	49	.224	73	108	.676	27	349	376	180	117-1	40	105	20	610	5.8	2.8	9.4
12-13 Philadelphia	82-82	2892	441	1053	.419	58	159	.365	154	208	.740	56	461	517	354	197-1	71	187	17	1094	6.3	4.3	13.3
13-14 Phil-Ind	81-56	2457	434	1021	.425	50	156	.321	213	262	.813	62	346	408	262	195-3	67	189	7	1131	5.0	3.2	14.0
14-15 Boston	82-57	2260	320	746	.429	33	119	.277	106	141	.752	40	377	417	449	180-1	83	198	19	779	5.1	5.5	9.5
15-16 Boston	81-12	2271	343	753	.456	20	83	.241	148	179	.827	50	347	397	359	139-1	80	169	28	854	4.9	4.4	10.5
16-17 Portland	65-12	1658	235	552	.426	31	118	.263	85	103	.825	36	211	247	205	121-0	54	99	24	586	3.8	3.2	9.0
<b>TOTALS</b>	<b>594-253</b>	<b>15048</b>	<b>2261</b>	<b>5244</b>	<b>.431</b>	<b>217</b>	<b>728</b>	<b>.298</b>	<b>880</b>	<b>1126</b>	<b>.782</b>	<b>313</b>	<b>2355</b>	<b>2668</b>	<b>1968</b>	<b>1087-7</b>	<b>443</b>	<b>1028</b>	<b>129</b>	<b>5619</b>	<b>5.0</b>	<b>3.7</b>	<b>10.5</b>

## NBA PLAYOFF STATISTICS

SEASON/TEAM	G-GS	MIN	FGM	FGA	PCT.	- 3-PT. FG -			FTM	FTA	PCT.	-Rebounds-				PFQD	STL	TO	BLK	PTS	-Averages-		
						FGM	FGA	PCT.				OFF	DEF	TOT	AST						RPG	APG	PPG
2011 Philadelphia	5-0	97	17	38	.447	4	5	.800	2	2	1.000	4	19	23	4	9-0	3	0	1	40	4.6	0.8	8.0
2012 Philadelphia	13-12	449	56	154	.364	0	6	.000	33	48	.688	14	84	98	32	36-0	12	30	6	145	7.5	2.5	11.2
2014 Indiana	12-0	149	15	35	.429	4	7	.571	5	5	1.000	0	26	26	19	9-0	4	11	0	39	2.2	1.6	3.3
2015 Boston	4-4	118	16	44	.364	2	4	.500	8	9	.889	2	27	29	19	11-0	3	9	0	42	7.3	4.8	10.5
2016 Boston	6-4	214	31	85	.365	3	14	.214	14	18	.778	8	26	34	27	19-0	8	17	6	79	5.7	4.5	13.2
2017 Portland	4-4	124	12	33	.364	5	15	.333	12	16	.750	3	20	23	15	7-0	7	7	2	41	5.8	3.8	10.3
<b>TOTALS</b>	<b>44-24</b>	<b>1151</b>	<b>147</b>	<b>389</b>	<b>.378</b>	<b>18</b>	<b>51</b>	<b>.353</b>	<b>74</b>	<b>98</b>	<b>.755</b>	<b>31</b>	<b>202</b>	<b>233</b>	<b>116</b>	<b>91-0</b>	<b>37</b>	<b>74</b>	<b>15</b>	<b>386</b>	<b>5.3</b>	<b>2.6</b>	<b>8.8</b>

## PLAYER PROFILES

### 21 / NOAH VONLEH



**FORWARD** / 6'9" / 245 lbs.

**BIRTHDATE** August 24, 1995

**BIRTHPLACE** Haverhill, Mass.

**HIGH SCHOOL** New Hampton (New Hampton, N.H.)

**COLLEGE** Indiana

**NBA EXPERIENCE** Three Seasons

**W/TRAIL BLAZERS** Two Seasons

#### CAREER HIGHS

**POINTS** 16 (Charlotte at Detroit, 4/12/15)

**REBOUNDS** 19 (vs. New Orleans, 4/12/17)

**ASSISTS** 3 (at San Antonio, 3/15/17)

**HOW ACQUIRED/DRAFT BACKGROUND** Acquired along with Gerald Henderson from the Charlotte Hornets in exchange for Nicolas Batum on June 24, 2015. Originally selected by Charlotte in the first round (ninth overall) of the 2014 NBA Draft.

**2016-17** Averaged a career-high 4.4 points (48.1% FG, 35.0% 3-PT and 63.8% FT) and 5.2 rebounds to go with 0.4 assists and 17.1 minutes in 74 games (41 starts) ... Reached double-digit scoring 11 times ... Led the team in rebounding 13 times ... Logged four double-doubles ... Grabbed a career-high 19 rebounds to go with a season high-tying 12 points April 12 vs. New Orleans ... Logged 12 points and 11 rebounds April 10 vs. San Antonio ... Recorded his first double-

double as a Trail Blazer with 10 points and 11 rebounds at Atlanta on Mar. 18 ... Registered a season-high 12 points and a career-high three assists at San Antonio on Mar. 15 ... Scored 11 points on a perfect 5-of-5 shooting against Utah on Oct. 25, his most field goals made without a miss in his NBA career ... Scored 11 points on 5-of-6 shooting at Oklahoma City on March 7 ... Notched 10 points on 4-of-5 shooting at Washington on Jan. 16 ... His two three-pointers (out of 5) against Golden State on Nov. 1 set a career high.

**NBA CAREER** In three seasons with Charlotte and Portland, has averaged 3.9 points (44.4% FG, 29.1% 3-PT, 67.8% FT), 4.4 rebounds, 0.4 assists and 15.2 minutes in 177 games (97 starts) ... **2015-16:** Averaged 3.6 points (42.1% FG, 74.5% FT), 3.9 rebounds, 0.3 assists and 15.1 minutes in 78 games (56 starts) for Portland ... Scored 11 points on 5-of-6 shooting against the Lakers on Jan. 23, his highest scoring total in a Trail Blazers uniform ... Scored 10 points (5-7 FG) against Sacramento the very next game (Jan. 26), marking the first time in his NBA career that he scored 10+ points in back-to-back games ... Hauled in a career-high seven offensive rebounds against Utah on Feb. 21 ... **2014-15:** Appeared in 25 games for Charlotte during his rookie season, averaging 3.3 points (39.5% FG, 38.5% 3-PT, 69.2% FT), 3.4 rebounds and 0.2 assists in 10.4 minutes ... Scored in double figures twice, including a career-high 16 points (6-11 FG) at Detroit on April 12 ... Also matched his career-high with 12 rebounds in that contest for his first professional double-double ... Had at least six rebounds in each of his final five games from April 8 to April 15 ... Played at least 20 minutes on five separate occasions.

**PLAYOFFS** In two post-seasons with the Trail Blazers, holds averages of 1.8 points, 3.3 rebounds, 1.0 assists, and 11.2 minutes in ten games (two starts) ... **2017:** Averaged 4.5 points (44.4% FG, 40.0% FT), 7.3 rebounds, 2.0 assists and 25.0 minutes in four games (two starts) ... Had two points, five rebounds and four assists in his first postseason start on April 16 at Golden State ... Scored 10 points to go with seven rebounds and three assists in Game 3 against the Warriors on April 22 ... Recorded 14 rebounds in Game 4 against Golden State, the most by a Trail Blazers reserve in the playoffs since Jerome Kersey had 14 rebounds on May 7, 1993 ... **2016:** Played 12 minutes and grabbed four rebounds over six games against the L.A. Clippers and Golden State Warriors.

**COLLEGE** Earned Big Ten Freshman of the Year and Third Team All-Big Ten honors as a freshman at Indiana in 2013-14, averaging 11.3 points (52.3% FG, 48.5% 3-PT, 69.2% FT), 9.0 rebounds and 1.4 blocks in 30 games (29 starts) ... Led the Big Ten in rebounds per game and defensive rebounds (1.98), and ranked third in field goal percentage ... Led the Hoosiers in rebounds and blocks (1.36), while ranking second in steals (0.86) and third in scoring and minutes played (26.5) ... Finished with a career-high 19 points (5-9 FG, 2-2 3-PT, 7-8 FT) at Penn State on Jan. 11 ... Compiled 18 points (6-10 FG) and 15 rebounds in 29 minutes against Stony Brook on Nov. 17 ... Scored in double figures in 19 games and grabbed 10+ rebounds 13 times ... Recorded 10 double-doubles, including four straight to open the season ... Became the first IU freshman to notch back-to-back double-doubles to open a season since Christian Watford in 2009-10 ... Named Big Ten Freshman of the Week seven times.

**PERSONAL** The son of Samuel Vonleh and Renell Kumeh ... Has two siblings ... Majored in sport communications ... Completed 43 percent of his coursework toward his degree by the end of his freshman year at Indiana ... Named to the All-Summer League Second Team in Las Vegas after averaging 17.2 points (55.8% FG, 50.0% 3-PT, 76.2% FT),



NOAH VONLEH

8.5 rebounds, 0.8 assists and 29.0 minutes in four games (all starts) ... Scored 20 points on two occasions (7/14 vs. San Antonio, 7/16 vs. Boston) and registered a double-double with 16 points and 10 rebounds at Minnesota on July 15 ... A McDonald's High School All-American, competed in such events as the 2013 Nike Big Man Skills Academy, 2013 Nike Hoops Summit, 2013 Jordan Brand Classic, 2012 LeBron James Skills Academy, 2011 LeBron James Skills Academy, and the 2012 Adidas Nations event ... Also took part in the NBPA Top 100 Camp and led the camp in scoring (14.3 points per game).

## NBA REGULAR SEASON STATISTICS

SEASON/TEAM	G-GS	MIN	FGM	FGA	PCT.	- 3-Pt. FG -					FTA	PCT.	-Rebounds-					PF-DQ	STL	TO	BLK	PTS	-Averages-		
						PCT.	FGM	FGA	PCT.	FTM			FTA	PCT.	OFF	DEF	TOT						AST	RPG	APG
14-15 Charlotte	25-0	259	30	76	.395	5	13	.385	18	26	.692	28	58	86	4	20-0	4	11	9	83	3.4	0.2	3.3		
15-16 Portland	78-56	1174	117	278	.421	11	46	.239	38	51	.745	91	214	305	30	152-1	27	50	26	283	3.9	0.4	3.6		
16-17 Portland	74-41	1265	130	270	.481	7	20	.350	60	94	.638	131	256	387	31	154-3	30	64	27	327	5.2	0.4	4.4		
TOTALS	177-97	2698	277	624	.444	23	79	.291	116	171	.678	250	528	778	65	326-4	61	125	62	693	4.4	0.4	3.9		

## NBA PLAYOFF STATISTICS

SEASON/TEAM	- 3-Pt. FG -										-Rebounds-							-Averages-						
	G-GS	MIN	FGM	FGA	PCT.	FGM	FGA	PCT.	FTM	FTA	PCT.	OFF	DEF	TOT	AST	PF-DQ	STL	TO	BLK	PTS	RPG	APG	PPG	
2016 Portland	6-0	12	0	3	.000	0	0	----	0	0	----	1	3	4	2	1-0	2	0	0	0	0.7	0.3	0.0	
2017 Portland	4-2	100	8	18	.444	0	0	----	2	5	.400	9	20	29	8	11-0	1	6	3	18	7.3	2.0	4.5	
TOTALS	10-2	112	8	21	.381	0	0	----	2	5	.400	10	23	33	10	12-0	3	6	3	18	3.3	1.0	1.8	

## PLAYER PROFILES

### 23 / CJ WILCOX



**GUARD** / 6'5" / 195 lbs.

**BIRTHDATE** December 30, 1990

**BIRTHPLACE** Pleasant Grove, Utah

**HIGH SCHOOL** Pleasant Grove (Pleasant Grove, Utah)

**COLLEGE** Washington

**NBA EXPERIENCE** Three Seasons

**W/TRAIL BLAZERS** None

#### CAREER HIGHS

**POINTS** 19 (LA Clippers at Phoenix, 4/13/16)

**REBOUNDS** 3 (twice, last LA Clippers at Phoenix, 4/13/16)

**ASSISTS** 2 (four times, last Orlando at Charlotte, 12/9/16)

**HOW ACQUIRED/DRAFT BACKGROUND** Signed to a two-way contract on August 9, 2017. Originally selected with the 28th overall pick of the 2014 NBA draft.

**2016-17** Posted averages of 1.0 points, 0.5 rebounds, 0.5 assists and 4.9 minutes in 22 games with the Orlando Magic ... Scored a season high five points at Chicago on Nov. 7 ... Tied his career-high with two assists at Charlotte on Dec. 9 ... Played four games (one start) for the Erie BayHawks of the NBA G League, averaging 12.5 points (51.3% FG, 42.9% 3-PT, 50.0% FT), 4.3 rebounds, 2.0 assists and 25.8 minutes.

**NBA CAREER** In three NBA seasons with the LA Clippers and Orlando Magic, holds career averages of 2.0 points (37.0% FG, 33.3% 3-PT, 81.3% FT), 0.5 rebounds, 0.5 assists and 5.7 minutes in 66 games ... Signed by Portland to a two-way contract on August 9, 2017 ... Previously traded from the LA Clippers to the Orlando Magic in exchange for Devyn Marble and a 2020 second-round pick ... Selected by the LA Clippers with the 28th overall pick of the 2014 NBA draft ... **2015-16:** Played 23 games with the LA Clippers, averaging 3.0 points (39.4% FG, 39.1% 3-PT) and 7.3 minutes ... Scored in double figures once - a career-high 19 points in a career-best 29 minutes on April 13 at Phoenix ... Matched his career-high twice with three rebounds on April 8 at Utah and April 13 at Phoenix ... Matched his career-high with two assists on April 6 at the L.A. Lakers ... Had at least one steal seven times and two or more steals twice, including a career-high three steals on April 6 at the L.A. Lakers ... Assigned to the Bakersfield Jam of the NBA G League on Nov. 5 ... In seven games with Bakersfield, averaged 19.6 points, 4.1 rebounds, 2.7 assists and 35.4 minutes ... Assigned to the Canton Charge of the NBA G League on March 22 ... In 14 games with Canton, averaged 18.1 points, 3.7 rebounds, 2.9 assists and 31.3 minutes ... **2014-15:** Played in 21 games during his rookie campaign with the LA Clippers, averaging 2.0 points and 4.8 minutes ... Scored in double figures once, with 10 points on Feb. 8 at Oklahoma City ... Made his NBA regular season debut and scored his first NBA points on Dec. 3 vs. Orlando ... Assigned to the Fort Wayne Mad Ants of the NBA G League on Jan. 6 ... In five games with Fort Wayne, averaged 13.2 points, 3.4 rebounds, 1.6 assists and 24.4 minutes.

**PLAYOFFS** Appeared in two playoff games with the LA Clippers in 2016, registering one rebound and one assist in seven total minutes.

**COLLEGE** Played in 131 career games during four seasons at the University of Washington, averaging 14.4 points (43.3% FG, 38.9% 3-PT, 82.4% FT), 3.4 rebounds, 1.6 assists and 28.5 minutes ... Finished his collegiate career as the school's all-time leader in three-point field goals made, while ranking second in scoring (1,880 points), fifth in free throw percentage and tenth in three-point field goal percentage ... Named Second Team All-Pac-12 in 2012-13 and 2013-14 ... One of three players in Pac-12 history to record 1,700 points, 275 three-pointers and 400 rebounds during their career (Jason Kapono, Jason Gardner) ... Stands as the only player in UW history with 1,700 career points and 250 made three-pointers ... Ranks second all-time at UW with 36 20+ point games and tied for third with 92 10+ point outings ... Set the school single-season record with 90 three-point field goals made in 2013-14 ... Became the 37th player in school history to amass 1,000 career points on Jan. 9, 2013 at California ... Also set the UW freshman record with 63 three-pointers in 2010-11 ... Named to the Pac-10 All-Freshman Team in 2010-11.

**PERSONAL** Full name is Brian Craig Wilcox...Father, Craig, played collegiately at Brigham Young from 1993-95...As a junior in high school, led the state of Utah in scoring, averaging 23.7 points ... Ranked the No. 2 prospect in Utah as a senior ... Named First Team All-State by both the Salt Lake Tribune and the Deseret News ... While with the Clippers, participated in Feed the Children, helping to distribute food and personal care boxes to 1,600 families in Los Angeles ... Helped to provide toys and food to needy families in the Los Angeles area during the holiday season.



## NBA REGULAR SEASON STATISTICS

SEASON/TEAM	G-GS	MIN	FGM	FGA	PCT.	- 3-Pt. FG -			FTM	FTA	PCT.	-Rebounds-				PF-DQ	STL	TO	BLK	PTS	-Averages-		
						FGM	FGA	PCT.				OFF	DEF	TOT	AST						RPG	APG	PPG
14-15 LA Clippers	21-0	101	16	38	.421	7	19	.368	2	2	1.000	1	6	7	8	7-0	3	10	1	41	0.3	0.4	2.0
15-16 LA Clippers	23-0	167	26	66	.394	9	23	.391	9	12	.750	1	11	12	10	15-0	10	2	2	70	0.5	0.4	3.0
16-17 Orlando	22-0	108	8	31	.258	3	15	.200	2	2	1.000	4	8	12	12	8-0	2	6	1	21	0.5	0.5	1.0
TOTALS	66-0	376	50	135	.370	19	57	.333	13	16	.813	6	25	31	30	30-0	15	18	4	132	0.5	0.5	2.0

## NBA PLAYOFF STATISTICS

SEASON/TEAM	G-GS	MIN	FGM	FGA	PCT.	- 3-Pt. FG -			FTM	FTA	PCT.	-Rebounds-				PF-DQ	STL	TO	BLK	PTS	-Averages-		
						FGM	FGA	PCT.				OFF	DEF	TOT	AST						RPG	APG	PPG
2016 LA Clippers	2-0	7	0	1	.000	0	0	-----	0	0	-----	0	1	1	1	1-0	0	0	0	0	0.5	0.5	0.0
TOTALS	2-0	7	0	1	.000	0	0	-----	0	0	-----	0	1	1	1	1-0	0	0	0	0	0.5	0.5	0.0



# trail blazers

Dedicated to positively impacting underserved kids and families where they live, learn and play.



The Trail Blazers believe our home court extends far beyond the arena and everything we do in our lives makes an impact, so we encourage fans to join us in our efforts to protect our planet and our community to ensure a brighter future for generations to come.



[www.trailblazers.com/community](http://www.trailblazers.com/community)



The Trail Blazers are committed to seeing all youth graduate from high school by supporting programs, investing resources, and raising awareness of successful youth and the schools and organizations that help them effectively navigate their academic journeys.



The Trail Blazers are committed to getting kids active by resourcing effective sports-based programming, facilitating youth basketball activities, and creating fun events and opportunities for youth to participate and get healthy.



# trail blazers

FOUNDATION



The Trail Blazers Foundation gives cash grants to nonprofits and schools to support underserved youth. The foundation is funded through deep and meaningful corporate partnerships including Wells Fargo, Nike, Moda Health and CarMax, as well as through fundraising efforts. Throughout the 2016-17 season Trail Blazers Inc. & Trail Blazers Foundation donated more than \$950,000 to nonprofits and schools in our region.






# 2017-18 Community Partners

The Trail Blazers are dedicated to improving the lives of underserved kids and families in our region by providing resources to high quality, impactful nonprofit organizations providing critical services in Oregon and SW Washington.

We are proud to partner with these five organizations that improve the lives of children and families where they live, learn and play.



**ADAPTIVE SPORTS**

NORTHWEST



LatinoNetwork



girls  
inc.

of the Pacific Northwest



# Trail Blazers Ambassadors

Portland Trail Blazers ambassadors engage in our community efforts by participating in important events, supporting local causes, and celebrating and promoting our fantastic partners.



## Harry Glickman

Glickman's extensive involvement with sports in and around Oregon earned him the title of the "father" of professional sports in Oregon. Glickman graduated for the University of Oregon with a degree in Journalism in 1948 after serving in World War II. Glickman co-founded the Portland Trail Blazers in 1970 and served as the General Manager for the Blazers from its inception until his retirement in 1987. Glickman was inducted into the Oregon Sports Hall of Fame in 1986 for his contributions to sport in Oregon and was cited as Portland, Oregon's First Citizen of the Year in 1992.



## Bill Schonely

Bill Schonely, also known as The Schonz and Mr. Rip City, was approached by Trail Blazers co-founder Harry Glickman in 1970 to assemble a radio network for the Blazers. One of Schonely's most memorable moments in Trail Blazers history is coining the phrase "Rip City" during a game against the Los Angeles Lakers in 1970-71. Schonely has been recognized by various organizations for broadcasting. In 2002, he was inducted into the Oregon Sports Hall of Fame and in 2012, he was awarded the Curt Gowdy Media Award from the Basketball Hall of Fame.



## Brian Grant

Brian Grant played 12 NBA seasons with Sacramento, Portland, Miami, LA Lakers and Phoenix from 1994-2006. Grant is known throughout Portland and other cities for his contributions to the community. During his time in the NBA, Grant started his own foundation to assist seriously ill children and their families and underserved youth. It was due to his generosity and selflessness, that Grant was awarded the J. Walter Kennedy Citizenship Award in 1999. In 2010, after being diagnosed with Parkinson's disease, Grant recreated the Brian Grant Foundation to empower people with Parkinson's disease to live unique and fulfilling lives.



## Bob Gross

Bob Gross was born on August 3, 1953 in San Pedro, California. He attended Seattle University and played on their men's basketball team from 1971-72. The following year he attended Long Beach State and played for their men's basketball team from 1973-75 before being drafted by the Portland Trail Blazers in the 1975 NBA Draft. Gross was part of the 1977 Portland Trail Blazers NBA Championship team and was awarded NBA All-Defensive Second Team honors in 1978. Gross's number 30 jersey was retired on December 18, 2008 by the Portland Trail Blazers. He is one of 11 players to have his number retired by the Blazers.

For more information on the Trail Blazers Ambassadors and Alumni program, please visit [trailblazers.com/ambassadors-and-alumni](http://trailblazers.com/ambassadors-and-alumni)



*The Portland Trail Blazers dunk for Doernbecher.*

*Chloe sells lemonade to benefit the hospital that saved her life.*

*Terry Porter volunteers his time as a member of the Doernbecher Foundation board.*



# WHAT CAN YOU DO FOR DOERNBECHER?

*Make a gift today to support our region's most important resource for children's health.*

Visit **DUNKSFORDOERNBECHER.org**

The Trail Blazers will donate \$25 to OHSU Doernbecher Children's Hospital for every dunk made during the regular season.



OHSU & Doernbecher  
**FOUNDATIONS**



*Try Now!*

# ClickList<sup>®</sup>

FredMeyer.com/clicklist

## It's convenience that just clicks!

# Fred Meyer<sup>®</sup>

**We'll pick your fruits  
and veggies just the  
way you like them.**



Your satisfaction is our top priority.  
We hand-select your items, paying close  
attention to any specific instructions you  
include in your order.



**Shop your  
list online**

When you sign in, your  
usual list of items pops right  
up. You can add or subtract  
from it, shop the sales - and  
find everything you need.



**Reserve your  
pickup time**

Select a date and time  
to pick up your order.  
Everything will be ready  
for you when you arrive...  
bagged and fresh.



**Pick it up  
curbside**

Simply drive up and we'll  
load your groceries into  
your car. Since you pay for  
your order curbside, you  
never have to leave your car!

**Try it FREE\* today at  
FredMeyer.com**

\*Your first 3 orders are free. A service fee of  
\$4.95 will be added to every order thereafter.

*Now Available!*

**SAME  
DAY  
PICKUP!**

## AL-FAROUC AMINU

### 2016-17 NBA SEASON HIGHS

Minutes	40	04/06/17	Portland vs. Minnesota
FG	9	02/09/17	Portland vs. Boston
FG Att.	16	01/11/17	Portland vs. Cleveland
3-Point FG	5	03/04/17	Portland vs. Brooklyn
3-PT Att.	9	02/13/17	Portland vs. Atlanta
FT	7	02/09/17	Portland vs. Boston
FT Att.	9	03/28/17	Portland vs. Denver (Twice)
Off. Reb.	6	04/03/17	Portland at Minnesota
Def. Reb.	13	01/10/17	Portland at L.A. Lakers
Rebounds	15	02/13/17	Portland vs. Atlanta (Twice)
Assists	5	04/03/17	Portland at Minnesota (Twice)
Steals	4	11/02/17	Portland at Phoenix
Turnovers	5	02/28/17	Portland at Detroit
Blocks	3	04/03/17	Portland at Minnesota (5 times)
Points	26	02/09/17	Portland vs. Boston

### NBA CAREER HIGHS

Minutes	46	11/21/12	New Orleans at Indiana
FG	11	03/31/16	Portland vs. Boston
FG Att.	19	03/31/16	Portland vs. Boston
3-Point FG	6	03/31/16	Portland vs. Boston
3-PT Att.	12	03/20/16	Portland at Dallas
FT	12	01/16/13	New Orleans at Boston
FT Att.	13	01/16/13	New Orleans at Boston
Off. Reb.	8	04/17/13	New Orleans at Dallas
Def. Reb.	16	12/04/13	New Orleans vs. Dallas
Rebounds	20	12/04/13	New Orleans vs. Dallas (Twice)
Assists	6	03/26/14	New Orleans vs. L.A. Clippers (Twice)
Steals	6	03/08/15	Dallas at L.A. Lakers
Turnovers	6	10/30/15	Portland at Phoenix (Twice)
Blocks	6	01/28/15	Dallas at Houston
Points	28	03/31/16	Portland vs. Boston

### NBA CAREER POSTSEASON HIGHS

Minutes	41	05/07/16	Portland vs. Golden State
FG	11	04/25/16	Portland vs. L.A. Clippers
FG Att.	20	04/25/16	Portland vs. L.A. Clippers
3-Point FG	6	04/25/16	Portland vs. L.A. Clippers
3-PT Att.	10	04/25/16	Portland vs. L.A. Clippers
FT	7	04/28/15	Dallas at Houston
FT Att.	8	04/27/16	Portland at L.A. Clippers (3 times)
Off. Reb.	4	05/09/16	Portland vs. Golden State (Twice)
Def. Reb.	10	04/17/16	Portland at L.A. Clippers
Rebounds	13	05/09/16	Portland vs. Golden State
Assists	3	04/25/16	Portland vs. L.A. Clippers (3 times)
Steals	5	04/28/15	Dallas at Houston
Turnovers	4	05/03/16	Portland at Golden State (Twice)
Blocks	3	04/25/16	Portland vs. L.A. Clippers (Twice)
Points	30	04/25/16	Portland vs. L.A. Clippers

## PAT CONNAUGHTON

### 2016-17 NBA SEASON HIGHS

Minutes	36	04/12/17	Portland vs. New Orleans
FG	7	04/12/17	Portland vs. New Orleans
FG Att.	13	04/12/17	Portland vs. New Orleans
3-Point FG	5	04/12/17	Portland vs. New Orleans
3-PT Att.	10	04/12/17	Portland vs. New Orleans
FT	3	02/15/17	Portland at Utah
FT Att.	3	02/15/17	Portland at Utah
Off. Reb.	2	02/13/17	Portland vs. Atlanta
Def. Reb.	7	04/12/17	Portland vs. New Orleans
Rebounds	7	04/12/17	Portland vs. New Orleans (Twice)
Assists	7	04/12/17	Portland vs. New Orleans
Steals	1	04/10/17	Portland vs. San Antonio (6 times)
Turnovers	3	04/12/17	Portland vs. New Orleans
Blocks	1	01/25/17	Portland vs. L.A. Lakers (Twice)
Points	19	04/12/17	Portland vs. New Orleans

## PAT CONNAUGHTON (CONT'D)

### NBA CAREER HIGHS

Minutes	36	04/12/17	Portland vs. New Orleans
FG	7	04/12/17	Portland vs. New Orleans
FG Att.	13	04/12/17	Portland vs. New Orleans
3-Point FG	5	04/12/17	Portland vs. New Orleans
3-PT Att.	10	04/12/17	Portland vs. New Orleans
FT	3	02/15/17	Portland at Utah
FT Att.	3	02/15/17	Portland at Utah
Off. Reb.	3	04/13/16	Portland vs. Denver
Def. Reb.	7	04/12/17	Portland vs. New Orleans
Rebounds	8	04/13/16	Portland vs. Denver
Assists	7	04/12/17	Portland vs. New Orleans
Steals	2	01/08/16	Portland vs. Golden State
Turnovers	3	04/12/17	Portland vs. New Orleans
Blocks	1	01/25/17	Portland vs. L.A. Lakers (Twice)
Points	19	04/12/17	Portland vs. New Orleans

### NBA CAREER POSTSEASON HIGHS

Minutes	14	04/19/17	Portland at Golden State
FG	2	04/17/16	Portland at L.A. Clippers
FG Att.	4	04/19/17	Portland at Golden State
3-Point FG	1	05/01/16	Portland at Golden State (Twice)
3-PT Att.	3	04/19/17	Portland at Golden State
FT	2	04/19/17	Portland at Golden State
FT Att.	2	04/19/17	Portland at Golden State
Off. Reb.	1	04/19/17	Portland at Golden State
Def. Reb.	5	04/19/17	Portland at Golden State
Rebounds	6	04/19/17	Portland at Golden State
Assists	2	04/24/17	Portland vs. Golden State (Twice)
Steals	0		
Turnovers	0		
Blocks	0		
Points	5	04/17/16	Portland at L.A. Clippers

## ED DAVIS

### 2016-17 NBA SEASON HIGHS

Minutes	34	12/10/16	Portland at Indiana
FG	7	11/22/16	Portland at New York
FG Att.	9	11/22/17	Portland at New York
3-Point FG	0		
3-PT Att.	0		
FT	7	12/12/16	Portland at L.A. Clippers
FT Att.	8	12/12/16	Portland at L.A. Clippers
Off. Reb.	6	02/13/17	Portland vs. Atlanta (Twice)
Def. Reb.	8	11/18/16	Portland at New Orleans
Rebounds	13	02/13/17	Portland vs. Atlanta
Assists	3	02/13/17	Portland vs. Atlanta (Twice)
Steals	2	12/10/16	Portland at Indiana
Turnovers	3	11/08/16	Portland vs. Phoenix
Blocks	3	12/03/16	Portland vs. Miami
Points	14	11/22/16	Portland at New York

### NBA CAREER HIGHS

Minutes	45	12/12/12	Toronto vs. Brooklyn
FG	11	12/12/12	Toronto vs. Brooklyn
FG Att.	15	01/18/13	Toronto at Philadelphia (Twice)
3-Point FG	0		
3-PT Att.	1	02/08/12	Toronto vs. Milwaukee
FT	8	12/26/14	L.A. Lakers at Dallas (3 times)
FT Att.	12	03/25/11	Toronto at Golden State
Off. Reb.	10	11/20/15	Portland vs. L.A. Clippers
Def. Reb.	13	01/10/14	Memphis vs. Phoenix
Rebounds	20	02/04/15	L.A. Lakers at Milwaukee
Assists	6	01/18/13	Toronto at Philadelphia
Steals	3	03/31/16	Portland vs. Boston (14 times)
Turnovers	4	11/24/15	Portland vs. Chicago (4 times)
Blocks	5	02/27/16	Portland at Chicago (4 times)
Points	24	12/12/12	Toronto vs. Brooklyn (Twice)

## ED DAVIS (CONT'D)

### NBA CAREER POSTSEASON HIGHS

Minutes	30	05/07/16	Portland vs. Golden State
FG	5	05/01/16	Portland at Golden State
FG Att.	8	04/25/16	Portland vs. L.A. Clippers
3-Point FG	0		
3-PT Att.	1	05/11/16	Portland at Golden State (Twice)
FT	6	05/11/16	Portland at Golden State
FT Att.	8	05/11/16	Portland at Golden State (Twice)
Off. Reb.	6	04/25/16	Portland vs. L.A. Clippers
Def. Reb.	8	05/07/16	Portland vs. Golden State
Rebounds	12	04/25/16	Portland vs. L.A. Clippers
Assists	4	04/25/16	Portland vs. L.A. Clippers
Steals	1	05/07/16	Portland vs. Golden State (3 times)
Turnovers	2	05/09/16	Portland vs. Golden State (3 times)
Blocks	3	05/11/16	Portland at Golden State
Points	11	05/01/16	Portland at Golden State

## MAURICE HARKLESS

### 2016-17 NBA SEASON HIGHS

Minutes	39	03/09/17	Portland vs. Philadelphia
FG	10	10/27/16	Portland vs. L.A. Clippers
FG Att.	15	02/13/17	Portland vs. Atlanta (4 times)
3-Point FG	3	04/03/17	Portland at Minnesota (5 times)
3-PT Att.	7	12/17/16	Portland at Golden State (Twice)
FT	5	03/02/17	Portland vs. Oklahoma City
FT Att.	8	03/02/17	Portland vs. Oklahoma City
Off. Reb.	6	02/13/17	Portland vs. Atlanta
Def. Reb.	7	03/02/17	Portland vs. Oklahoma City (3 times)
Rebounds	11	11/25/16	Portland vs. New Orleans
Assists	4	03/18/17	Portland at Atlanta (Twice)
Steals	5	12/13/16	Portland vs. Oklahoma City
Turnovers	4	12/26/16	Portland vs. Toronto (3 times)
Blocks	4	03/04/17	Portland vs. Brooklyn
Points	23	11/30/16	Portland vs. Indiana (Twice)

### NBA CAREER HIGHS

Minutes	51	04/10/13	Orlando vs. Milwaukee
FG	11	03/22/13	Orlando vs. Oklahoma City
FG Att.	21	04/03/13	Orlando at San Antonio
3-Point FG	3	04/03/17	Portland at Minnesota (10 times)
3-PT Att.	7	12/17/16	Portland at Golden State (3 times)
FT	6	02/21/16	Portland vs. Utah (4 times)
FT Att.	9	02/21/16	Portland vs. Utah (Twice)
Off. Reb.	7	04/05/16	Portland at Sacramento
Def. Reb.	9	04/05/16	Portland at Sacramento
Rebounds	16	04/05/16	Portland at Sacramento
Assists	4	03/18/17	Portland at Atlanta (7 times)
Steals	6	03/15/13	Orlando at Oklahoma City
Turnovers	6	11/01/13	Orlando vs. New Orleans
Blocks	4	03/04/17	Portland vs. Brooklyn (5 times)
Points	28	04/01/13	Orlando at Houston

### NBA CAREER POSTSEASON HIGHS

Minutes	35	04/16/17	Portland at Golden State
FG	7	04/27/16	Portland at L.A. Clippers
FG Att.	14	04/19/17	Portland at Golden State (Twice)
3-Point FG	4	04/29/16	Portland vs. L.A. Clippers
3-PT Att.	6	04/16/17	Portland at Golden State (4 times)
FT	4	04/19/17	Portland at Golden State
FT Att.	6	04/27/16	Portland at L.A. Clippers
Off. Reb.	5	04/23/16	Portland vs. L.A. Clippers (Twice)
Def. Reb.	8	04/27/16	Portland at L.A. Clippers
Rebounds	10	04/27/16	Portland at L.A. Clippers
Assists	1	04/22/17	Portland vs. Golden State (10 times)
Steals	2	04/19/17	Portland at Golden State (5 times)
Turnovers	5	04/23/16	Portland vs. L.A. Clippers
Blocks	4	04/19/17	Portland at Golden State
Points	19	04/27/16	Portland at L.A. Clippers

## JAKE LAYMAN

### 2016-17 NBA SEASON HIGHS (also Career Highs)

Minutes	37	04/12/17	Portland vs. New Orleans
FG	6	11/01/16	Portland vs. Golden State
FG Att.	15	04/10/17	Portland vs. San Antonio
3-Point FG	5	11/01/16	Portland vs. Golden State
3-PT Att.	7	11/01/16	Portland vs. Golden State
FT	4	11/17/16	Portland at Houston
FT Att.	5	11/17/16	Portland at Houston
Off. Reb.	2	04/12/17	Portland vs. New Orleans (Twice)
Def. Reb.	3	11/20/16	Portland at Brooklyn
Rebounds	4	04/12/17	Portland vs. New Orleans (Twice)
Assists	3	04/12/17	Portland vs. New Orleans
Steals	2	04/10/17	Portland vs. San Antonio
Turnovers	4	04/12/17	Portland vs. New Orleans
Blocks	1	04/10/17	Portland vs. San Antonio (3 times)
Points	17	11/01/17	Portland vs. Golden State

### NBA CAREER POSTSEASON HIGHS

Minutes	10	04/19/17	Portland at Golden State
FG	1	04/24/17	Portland vs. Golden State (Twice)
FG Att.	3	04/24/17	Portland vs. Golden State
3-Point FG	1	04/24/17	Portland vs. Golden State
3-Point Att.	1	04/24/17	Portland vs. Golden State
FT	1	04/19/17	Portland at Golden State
FT Att.	2	04/19/17	Portland at Golden State
Off. Reb.	0		
Def. Reb.	1	04/19/17	Portland at Golden State
Rebounds	1	04/19/17	Portland at Golden State
Assists	1	04/19/17	Portland at Golden State
Steals	1	04/19/17	Portland at Golden State
Turnovers	0		
Blocks	0		
Points	3	04/24/17	Portland vs. Golden State (Twice)

## MEYERS LEONARD

### 2016-17 NBA SEASON HIGHS

Minutes	36	04/12/17	Portland vs. New Orleans
FG	6	01/21/17	Portland at Boston (3 times)
FG Att.	13	12/28/16	Portland vs. Sacramento
3-Point FG	4	1/21/17	Portland at Boston (3 times)
3-PT Att.	8	04/08/17	Portland vs. Utah
FT	5	01/04/17	Portland at Golden State
FT Att.	6	01/04/17	Portland at Golden State
Off. Reb.	2	02/13/17	Portland vs. Atlanta (3 times)
Def. Reb.	11	11/20/16	Portland at Brooklyn
Rebounds	11	11/16/20	Portland at Brooklyn
Assists	4	01/31/17	Portland vs. Charlotte
Steals	2	03/11/17	Portland vs. Washington
Turnovers	4	11/09/16	Portland at L.A. Clippers
Blocks	2	03/30/17	Portland vs. Houston (4 times)
Points	17	01/21/17	Portland at Boston

### NBA CAREER HIGHS

Minutes	41	03/30/13	Portland at Golden State
FG	9	04/13/15	Portland at Oklahoma City (Twice)
FG Att.	17	12/01/15	Portland vs. Dallas (3 times)
3-Point FG	5	12/31/15	Portland at Utah (Twice)
3-PT Att.	11	12/01/15	Portland vs. Dallas
FT	5	01/04/17	Portland at Golden State (3 times)
FT Att.	6	01/04/17	Portland at Golden State (Twice)
Off. Reb.	5	12/06/13	Portland vs. Utah (Twice)
Def. Reb.	13	04/06/15	Portland at Brooklyn
Rebounds	15	04/06/15	Portland at Brooklyn
Assists	4	01/31/17	Portland vs. Charlotte (8 times)
Steals	2	03/11/17	Portland vs. Washington (4 times)
Turnovers	5	03/02/16	Portland at Boston (Twice)
Blocks	3	11/26/12	Portland at Detroit
Points	24	04/13/15	Portland at Oklahoma City

## MEYERS LEONARD (CONT'D)

### NBA CAREER POSTSEASON HIGHS

Minutes	35	04/27/15	Portland vs. Memphis
FG	5	04/27/15	Portland vs. Memphis
FG Att.	6	04/29/15	Portland at Memphis (Twice)
3-Point FG	3	04/29/15	Portland at Memphis (Twice)
3-PT Att.	5	04/29/15	Portland at Memphis
FT	1	04/19/15	Portland at Memphis
FT Att.	2	04/19/15	Portland at Memphis
Off. Reb.	3	04/27/15	Portland vs. Memphis
Def. Reb.	10	04/27/15	Portland vs. Memphis
Rebounds	13	04/27/15	Portland vs. Memphis
Assists	2	04/27/15	Portland vs. Memphis (Twice)
Steals	1	04/27/15	Portland vs. Memphis (Twice)
Turnovers	2	04/16/17	Portland at Golden State (Twice)
Blocks	2	04/19/15	Portland at Memphis
Points	13	04/27/15	Portland vs. Memphis

## DAMIAN LILLARD

### 2016-17 NBA SEASON HIGHS

Minutes	43	01/08/17	Portland vs. Detroit
FG	18	04/08/17	Portland vs. Utah
FG Att.	34	04/08/17	Portland vs. Utah
3-Point FG	9	04/08/17	Portland vs. Utah (Twice)
3-PT Att.	14	04/08/17	Portland vs. Utah (Twice)
FT	15	11/13/16	Portland vs. Denver
FT Att.	16	04/08/17	Portland vs. Utah
Off. Reb.	3	01/10/17	Portland at L.A. Lakers
Def. Reb.	10	02/28/17	Portland at Detroit
Rebounds	11	02/28/17	Portland at Detroit
Assists	15	12/20/16	Portland at Sacramento
Steals	4	03/21/17	Portland vs. Milwaukee (3 times)
Turnovers	7	11/27/16	Portland vs. Houston
Blocks	3	12/05/16	Portland at Chicago
Points	59	04/08/17	Portland vs. Utah

### NBA CAREER HIGHS

Minutes	53	12/19/14	Portland at San Antonio
FG	18	04/08/17	Portland vs. Utah (Twice)
FG Att.	34	04/08/17	Portland vs. Utah
3-Point FG	9	04/08/17	Portland vs. Utah (3 times)
3-PT Att.	15	01/08/16	Portland vs. Golden State (Twice)
FT	15	11/13/16	Portland vs. Denver
FT Att.	16	04/08/17	Portland vs. Utah
Off. Reb.	3	01/10/17	Portland at L.A. Lakers (7 times)
Def. Reb.	17	03/04/15	Portland at L.A. Clippers
Rebounds	18	03/04/15	Portland at L.A. Clippers
Assists	15	12/20/16	Portland at Sacramento
Steals	6	02/19/16	Portland vs. Golden State
Turnovers	8	04/14/13	Portland at Denver
Blocks	3	12/05/16	Portland at Chicago
Points	59	04/08/17	Portland vs. Utah

### NBA CAREER POSTSEASON HIGHS

Minutes	47	05/09/16	Portland vs. Golden State (3 times)
FG	14	05/07/16	Portland vs. Golden State
FG Att.	30	05/09/16	Portland vs. Golden State
3-Point FG	8	05/07/16	Portland vs. Golden State
3-PT Att.	18	05/09/16	Portland vs. Golden State
FT	13	05/09/16	Portland vs. Golden State
FT Att.	16	05/09/16	Portland vs. Golden State
Off. Reb.	3	05/07/16	Portland vs. Golden State
Def. Reb.	7	04/22/17	Portland vs. Golden State (3 times)
Rebounds	9	04/20/14	Portland at Houston
Assists	11	04/23/14	Portland at Houston
Steals	4	05/01/16	Portland at Golden State (Twice)
Turnovers	6	04/29/15	Portland at Memphis (Twice)
Blocks	1	04/22/17	Portland vs. Golden State (9 times)
Points	40	05/07/16	Portland vs. Golden State

## CJ MCCOLLUM

### 2016-17 NBA SEASON HIGHS

Minutes	46	01/21/17	Portland at Boston
FG	16	01/08/17	Portland vs. Detroit (Twice)
FG Att.	31	04/04/17	Portland at Golden State
3-Point FG	7	12/10/16	Portland at Indiana
3-PT Att.	12	11/06/16	Portland at Memphis
FT	10	01/21/17	Portland at Boston
FT Att.	13	01/21/17	Portland at Boston
Off. Reb.	3	04/04/17	Portland at Utah (4 times)
Def. Reb.	8	02/05/17	Portland at Oklahoma City
Rebounds	10	10/29/16	Portland at Denver
Assists	7	04/01/17	Portland vs. Phoenix (6 times)
Steals	4	01/18/17	Portland at Chicago (Twice)
Turnovers	6	02/28/17	Portland at Detroit
Blocks	3	01/13/17	Portland vs. Orlando (4 times)
Points	43	01/01/17	Portland at Minnesota

### NBA CAREER HIGHS

Minutes	46	01/21/17	Portland at Boston
FG	16	01/08/17	Portland vs. Detroit (Twice)
FG Att.	31	04/04/17	Portland at Golden State
3-Point FG	7	12/10/16	Portland at Indiana
3-PT Att.	12	11/06/16	Portland at Memphis
FT	10	01/21/17	Portland at Boston (Twice)
FT Att.	13	01/21/17	Portland at Boston
Off. Reb.	4	12/27/15	Portland at Sacramento
Def. Reb.	8	02/05/17	Portland at Oklahoma City
Rebounds	11	12/27/15	Portland at Sacramento
Assists	10	11/30/15	Portland at L.A. Clippers
Steals	5	03/26/16	Portland vs. Philadelphia (Twice)
Turnovers	8	11/13/15	Portland at Memphis
Blocks	3	01/13/17	Portland vs. Orlando (4 times)
Points	43	01/01/17	Portland at Minnesota

### NBA CAREER POSTSEASON HIGHS

Minutes	48	05/09/16	Portland vs. Golden State
FG	16	04/16/17	Portland at Golden State
FG Att.	28	04/16/17	Portland at Golden State
3-Point FG	7	04/29/15	Portland at Memphis
3-PT Att.	11	04/29/15	Portland at Memphis
FT	8	04/25/15	Portland vs. Memphis
FT Att.	9	04/25/15	Portland vs. Memphis
Off. Reb.	3	04/22/17	Portland vs. Golden State (3 times)
Def. Reb.	5	04/24/17	Portland vs. Golden State (4 times)
Rebounds	8	04/16/17	Portland at Golden State (Twice)
Assists	5	05/11/16	Portland at Golden State (Twice)
Steals	3	05/09/16	Portland vs. Golden State
Turnovers	5	04/19/17	Portland at Golden State (Twice)
Blocks	2	04/27/16	Portland at L.A. Clippers
Points	41	04/16/17	Portland at Golden State

## SHABAZZ NAPIER

### 2016-17 NBA SEASON HIGHS

Minutes	37	04/10/17	Portland vs. San Antonio
FG	10	04/12/17	Portland vs. New Orleans
FG Att.	20	04/10/17	Portland vs. San Antonio
3-Point FG	4	04/10/17	Portland vs. San Antonio
3-PT Att.	7	04/10/17	Portland vs. San Antonio
FT	10	04/10/17	Portland vs. San Antonio
FT Att.	11	04/10/17	Portland vs. San Antonio
Off. Reb.	2	04/10/17	Portland vs. San Antonio
Def. Reb.	6	02/23/17	Portland at Orlando
Rebounds	7	02/23/17	Portland at Orlando
Assists	6	03/09/17	Portland vs. Philadelphia (Twice)
Steals	3	03/04/17	Portland vs. Brooklyn
Turnovers	4	04/12/17	Portland vs. New Orleans (Twice)
Blocks	1	03/14/17	Portland at New Orleans (Twice)
Points	32	04/10/17	Portland vs. San Antonio



## SHABAZZ NAPIER (CONT'D)

### NBA CAREER HIGHS

Minutes	38	01/16/15	Miami at Sacramento
FG	10	04/12/17	Portland vs. New Orleans
FG Att.	20	04/10/17	Portland vs. San Antonio
3-Point FG	5	11/11/15	Orlando vs. L.A. Lakers
3-PT Att.	9	11/11/15	Orlando vs. L.A. Lakers
FT	10	04/10/17	Portland vs. San Antonio
FT Att.	11	04/10/17	Portland vs. San Antonio
Off. Reb.	2	04/10/17	Portland vs. San Antonio
Def. Reb.	7	02/20/15	Miami at New York
Rebounds	7	02/23/17	Portland at Orlando (Twice)
Assists	9	11/23/15	Orlando at Cleveland
Steals	3	03/04/17	Portland vs. Brooklyn (4 times)
Turnovers	7	02/20/15	Miami at New York
Blocks	1	03/14/17	Portland at New Orleans (7 times)
Points	32	04/10/17	Portland vs. San Antonio

### NBA CAREER POSTSEASON HIGHS

Minutes	17	04/24/17	Portland vs. Golden State
FG	4	04/24/17	Portland vs. Golden State
FG Att.	11	04/24/17	Portland vs. Golden State
3-Point FG	3	04/24/17	Portland vs. Golden State
3-PT Att.	7	04/24/17	Portland vs. Golden State
FT	3	04/24/17	Portland vs. Golden State
FT Att.	4	04/24/17	Portland vs. Golden State
Off. Reb.	1	04/24/17	Portland vs. Golden State
Def. Reb.	2	04/19/17	Portland at Golden State
Rebounds	2	04/19/17	Portland at Golden State
Assists	2	04/24/17	Portland vs. Golden State
Steals	1	04/22/17	Portland vs. Golden State (Twice)
Turnovers	0		
Blocks	0		
Points	14	04/24/17	Portland vs. Golden State

## JUSUF NURKIC

### 2016-17 NBA SEASON HIGHS

Minutes	38	03/09/17	Portland vs. Philadelphia (3 times)
FG	12	03/28/17	Portland vs. Denver
FG Att.	18	03/15/17	Portland at San Antonio (Twice)
3-Point FG	0		
3-PT Att.	1	03/07/17	Portland at Oklahoma City
FT	10	03/09/17	Portland vs. Philadelphia
FT Att.	13	03/09/17	Portland vs. Philadelphia
Off. Reb.	7	03/09/17	Portland vs. Philadelphia
Def. Reb.	13	03/09/17	Portland vs. Philadelphia (Twice)
Rebounds	20	03/09/17	Portland vs. Philadelphia
Assists	8	03/09/17	Portland vs. Philadelphia
Steals	4	03/15/17	Portland at San Antonio
Turnovers	6	11/08/16	Denver at Memphis
Blocks	6	03/09/17	Portland vs. Philadelphia
Points	33	03/28/17	Portland vs. Denver

### NBA CAREER HIGHS

Minutes	39	04/13/16	Denver at Portland
FG	12	03/28/17	Portland vs. Denver
FG Att.	18	03/15/17	Portland at San Antonio (3 times)
3-Point FG	0		
3-PT Att.	1	03/07/17	Portland at Oklahoma City (6 times)
FT	10	03/09/17	Portland vs. Philadelphia
FT Att.	13	03/09/17	Portland vs. Philadelphia
Off. Reb.	7	03/09/17	Portland vs. Philadelphia
Def. Reb.	13	03/09/17	Portland vs. Philadelphia (Twice)
Rebounds	20	03/09/17	Portland vs. Philadelphia
Assists	8	03/09/17	Portland vs. Philadelphia
Steals	5	04/13/16	Denver at Portland
Turnovers	8	04/13/16	Denver at Portland
Blocks	6	03/09/17	Portland vs. Philadelphia
Points	33	03/28/17	Portland vs. Denver

## JUSUF NURKIC (CONT'D)

### NBA CAREER POSTSEASON HIGHS

Minutes	17	04/22/17	Portland vs. Golden State
FG	1	04/22/17	Portland vs. Golden State
FG Att.	3	04/22/17	Portland vs. Golden State
3-Point FG	0		
3-PT Att.	1	04/22/17	Portland vs. Golden State
FT	0		
FT Att.	0		
Off. Reb.	0		
Def. Reb.	11	04/22/17	Portland vs. Golden State
Rebounds	11	04/22/17	Portland vs. Golden State
Assists	4	04/22/17	Portland vs. Golden State
Steals	0		
Turnovers	3	04/22/17	Portland vs. Golden State
Blocks	1	04/22/17	Portland vs. Golden State
Points	2	04/22/17	Portland vs. Golden State

## EVAN TURNER

### 2016-17 NBA SEASON HIGHS

Minutes	40	01/21/17	Portland at Boston
FG	10	02/03/17	Portland vs. Dallas
FG Att.	17	04/10/17	Portland vs. San Antonio (4 times)
3-Point FG	2	04/01/17	Portland vs. Phoenix (6 times)
3-PT Att.	7	01/29/17	Portland vs. Golden State
FT	7	12/08/16	Portland at Memphis
FT Att.	8	12/08/16	Portland at Memphis
Off. Reb.	4	03/18/17	Portland at Atlanta
Def. Reb.	8	12/08/16	Portland at Memphis (Twice)
Rebounds	10	12/08/16	Portland at Memphis (Twice)
Assists	11	01/11/17	Portland vs. Cleveland
Steals	3	12/15/16	Portland at Denver (3 times)
Turnovers	5	12/28/16	Portland vs. Sacramento (Twice)
Blocks	4	01/01/17	Portland at Minnesota
Points	24	02/03/17	Portland vs. Dallas

### NBA CAREER HIGHS

Minutes	47	12/20/13	Philadelphia vs. Brooklyn (Twice)
FG	13	01/22/14	Philadelphia at New York (3 times)
FG Att.	29	04/25/12	Philadelphia at Milwaukee
3-Point FG	4	01/03/15	Boston at Chicago (Twice)
3-PT Att.	8	11/09/13	Philadelphia at Cleveland
FT	11	11/09/13	Philadelphia at Cleveland
FT Att.	13	12/03/13	Philadelphia vs. Orlando (Twice)
Off. Reb.	5	04/06/11	Philadelphia vs. New York
Def. Reb.	14	03/11/12	Philadelphia at New York
Rebounds	15	01/09/15	Boston at Indiana (Twice)
Assists	13	04/10/15	Boston at Cleveland
Steals	5	03/11/16	Boston vs. Houston (Twice)
Turnovers	9	12/11/13	Philadelphia at Minnesota
Blocks	4	01/01/17	Portland at Minnesota
Points	34	01/22/14	Philadelphia at New York

### NBA CAREER POSTSEASON HIGHS

Minutes	45	04/24/16	Boston vs. Atlanta
FG	8	04/23/15	Boston vs. Cleveland (Twice)
FG Att.	22	05/18/12	Philadelphia vs. Boston
3-Point FG	3	04/18/11	Philadelphia at Miami
3-PT Att.	4	04/24/17	Portland vs. Golden State (4 times)
FT	6	04/22/17	Portland vs. Golden State (3 times)
FT Att.	10	04/22/17	Portland vs. Golden State
Off. Reb.	3	04/16/16	Boston at Atlanta (Twice)
Def. Reb.	10	04/21/15	Boston at Cleveland (Twice)
Rebounds	12	04/21/15	Boston at Cleveland
Assists	8	04/23/15	Boston vs. Cleveland
Steals	5	04/22/16	Boston vs. Atlanta
Turnovers	5	04/22/16	Boston vs. Atlanta (Twice)
Blocks	2	04/22/17	Portland vs. Golden State (3 times)
Points	19	04/23/15	Boston vs. Cleveland (Twice)

## NOAH VONLEH

### 2016-17 NBA SEASON HIGHS

Minutes	38	04/12/17	Portland vs. New Orleans
FG	6	04/10/17	Portland vs. San Antonio (Twice)
FG Att.	10	01/18/17	Portland at Charlotte
3-Point FG	2	11/01/16	Portland vs. Golden State
3-PT Att.	5	11/01/16	Portland vs. Golden State
FT	5	04/06/17	Portland vs. Minnesota
FT Att.	6	03/14/17	Portland at New Orleans
Off. Reb.	9	04/12/17	Portland at New Orleans
Def. Reb.	12	03/26/17	Portland at L.A. Lakers
Rebounds	19	04/12/17	Portland vs. New Orleans
Assists	3	03/15/17	Portland at San Antonio
Steals	3	01/21/17	Portland at Boston
Turnovers	4	03/18/17	Portland at Atlanta
Blocks	3	04/08/17	Portland vs. Utah
Points	12	04/12/17	Portland vs. New Orleans (5 times)

### NBA CAREER HIGHS

Minutes	38	04/12/17	Portland vs. New Orleans
FG	6	04/10/17	Portland vs. San Antonio (3 times)
FG Att.	11	04/12/15	Charlotte at Detroit
3-Point FG	2	11/01/16	Portland vs. Golden State
3-PT Att.	4	03/11/16	Portland at Golden State
FT	5	04/06/17	Portland vs. Minnesota
FT Att.	6	03/14/17	Portland at New Orleans (3 times)
Off. Reb.	9	04/12/17	Portland at New Orleans
Def. Reb.	12	03/26/17	Portland at L.A. Lakers
Rebounds	19	04/12/17	Portland vs. New Orleans
Assists	3	03/15/17	Portland at San Antonio
Steals	4	12/26/15	Portland vs. Cleveland
Turnovers	4	03/18/17	Portland at Atlanta
Blocks	3	04/08/17	Portland vs. Utah (Twice)
Points	16	04/12/15	Charlotte at Detroit

### NBA CAREER POSTSEASON HIGHS

Minutes	33	04/24/17	Portland vs. Golden State
FG	5	04/22/17	Portland vs. Golden State
FG Att.	8	04/22/17	Portland vs. Golden State
3-Point FG	0		
3-PT Att.	0		
FT	1	04/24/17	Portland vs. Golden State (Twice)
FT Att.	3	04/19/17	Portland at Golden State
Off. Reb.	4	04/22/17	Portland vs. Golden State
Def. Reb.	12	04/24/17	Portland vs. Golden State
Rebounds	14	04/24/17	Portland vs. Golden State
Assists	4	04/16/17	Portland at Golden State
Steals	1	04/19/17	Portland at Golden State (Twice)
Turnovers	3	04/22/17	Portland vs. Golden State
Blocks	1	04/24/17	Portland vs. Golden State
Points	10	04/22/17	Portland vs. Golden State

## CJ WILCOX (CONT'D)

### NBA CAREER HIGHS

Minutes	29	04/13/16	LA Clippers at Phoenix
FG	8	04/13/16	LA Clippers at Phoenix
FG Att.	13	04/13/16	LA Clippers at Phoenix
3-Point FG	3	04/13/16	LA Clippers at Phoenix
3-PT Att.	6	04/13/16	LA Clippers at Phoenix
FT	3	03/31/16	LA Clippers at Oklahoma City
FT Att.	3	03/31/17	LA Clippers at Oklahoma City (Twice)
Off. Reb.	1	03/16/17	Orlando at Golden State (6 times)
Def. Reb.	3	04/13/16	LA Clippers at Phoenix
Rebounds	3	04/13/16	LA Clippers at Phoenix (Twice)
Assists	2	12/09/16	Orlando at Charlotte (4 times)
Steals	3	04/06/16	LA Clippers at L.A. Lakers
Turnovers	2	03/25/15	LA Clippers at New York (Twice)
Blocks	1	04/13/16	LA Clippers at Phoenix (4 times)
Points	19	04/13/16	LA Clippers at Phoenix

### NBA CAREER POSTSEASON HIGHS

Minutes	6	04/29/16	LA Clippers at Portland
FG	0		
FG Att.	1	04/27/16	LA Clippers vs. Portland
3-Point FG	0		
3-PT Att.	0		
FT	0		
FT Att.	0		
Off. Reb.	0		
Def. Reb.	1	04/27/16	LA Clippers vs. Portland
Rebounds	1	04/27/16	LA Clippers vs. Portland
Assists	1	04/29/16	LA Clippers at Portland
Steals	0		
Turnovers	0		
Blocks	0		
Points	0		

## CJ WILCOX

### 2016-17 NBA SEASON HIGHS

Minutes	12	03/16/17	Orlando at Golden State (Twice)
FG	2	01/01/17	Orlando at Indiana
FG Att.	7	03/16/17	Orlando at Golden State
3-Point FG	1	03/27/17	Orlando at Toronto (3 times)
3-PT Att.	2	12/09/16	Orlando at Charlotte (4 times)
FT	2	11/07/16	Orlando at Chicago
FT Att.	2	11/07/16	Orlando at Chicago
Off. Reb.	1	03/16/17	Orlando at Golden State (4 times)
Def. Reb.	2	12/09/16	Orlando at Charlotte
Rebounds	2	03/16/17	Orlando at Golden State (3 times)
Assists	2	12/09/16	Orlando at Charlotte
Steals	1	03/16/17	Orlando at Golden State (Twice)
Turnovers	1	03/16/17	Orlando at Golden State (6 times)
Blocks	1	12/28/16	Orlando vs. Charlotte
Points	5	11/07/16	Orlando at Chicago



／ **SEASON IN REVIEW**

A series of parallel diagonal stripes in varying shades of gray, running from the bottom-left towards the top-right, covering the lower half of the page.

# 2016-17 NBA STANDINGS

## WESTERN CONFERENCE

### NORTHWEST DIVISION

	W	L	Pct.	GB	HOME	ROAD
Utah (5)	51	31	.622	--	29-12	22-19
Oklahoma City (6)	47	35	.573	4	28-13	19-22
<b>Portland (8)</b>	41	41	.500	10	25-16	16-25
Denver	40	42	.488	11	22-19	18-23
Minnesota	31	51	.378	20	20-21	11-30

### PACIFIC DIVISION

Golden State (1)	67	15	.817	--	36-5	31-10
L.A. Clippers (4)	51	31	.622	16	29-12	22-19
Sacramento	32	50	.390	35	17-24	15-26
L.A. Lakers	26	56	.317	41	17-24	9-32
Phoenix	24	58	.293	43	15-26	9-32

### SOUTHWEST DIVISION

San Antonio (2)	61	21	.744	--	31-10	30-11
Houston (3)	55	17	.671	6	30-11	25-16
Memphis (7)	43	39	.524	18	24-17	19-22
New Orleans	34	48	.415	27	21-20	13-28
Dallas	33	49	.402	28	21-20	12-29

### Western Conference Totals

## EASTERN CONFERENCE

### ATLANTIC DIVISION

Boston (1)	53	29	.646	--	30-11	23-18
Toronto (3)	51	31	.622	2	28-13	23-18
New York	31	51	.378	22	19-22	12-29
Philadelphia	28	54	.341	25	17-24	11-30
Brooklyn	20	62	.244	33	13-28	7-34

### CENTRAL DIVISION

Cleveland (2)	51	31	.622	--	31-10	20-21
Milwaukee (6)	42	40	.512	9	23-18	19-22
Indiana (7)	42	40	.512	9	29-12	13-28
Chicago (8)	41	41	.500	10	25-16	16-25
Detroit	37	45	.451	14	24-17	13-28

### SOUTHEAST DIVISION

Washington (4)	49	33	.598	--	30-11	19-22
Atlanta (5)	43	39	.524	6	23-18	20-21
Miami	41	41	.500	8	23-18	18-23
Charlotte	36	46	.439	13	22-19	14-27
Orlando	29	53	.354	20	16-25	13-28

### Eastern Conference Totals

### TRAIL BLAZERS NBA TOTALS

### VS. OPPONENTS

HOME	ROAD	TOTAL	Pct.
2-0	0-2	2-2	.500
2-0	1-1	3-1	.750
---	---	---	---
2-0	1-1	3-1	.750
2-0	1-1	3-1	.750
<b>8-0</b>	<b>3-5</b>	<b>11-5</b>	<b>.688</b>

0-2	0-2	0-4	.000
0-1	0-2	0-3	.000
2-0	0-1	2-1	.667
2-0	2-0	4-0	1.000
2-0	1-1	3-1	.750
<b>6-3</b>	<b>3-6</b>	<b>9-9</b>	<b>.500</b>

1-1	1-1	2-2	.500
1-1	0-1	1-2	.333
1-0	1-1	2-1	.667
1-1	0-2	1-3	.250
0-2	2-0	2-2	.500
<b>4-5</b>	<b>4-5</b>	<b>8-10</b>	<b>.444</b>
<b>18-8</b>	<b>10-16</b>	<b>28-24</b>	<b>.538</b>

0-1	1-0	1-1	.500
0-1	0-1	0-2	.000
1-0	0-1	1-1	.500
1-0	0-1	1-1	.500
1-0	1-0	2-0	1.000
<b>3-2</b>	<b>2-3</b>	<b>5-5</b>	<b>.500</b>

1-0	0-1	1-1	.500
0-1	0-1	0-2	.000
1-0	0-1	1-1	.500
0-1	1-0	1-1	.500
0-1	0-1	0-2	.500
<b>2-3</b>	<b>1-4</b>	<b>3-7</b>	<b>.300</b>

0-1	0-1	0-2	.000
0-1	1-0	1-1	.500
1-0	1-0	2-0	1.000
1-0	0-1	1-1	.500
0-1	1-0	1-1	.500
<b>2-3</b>	<b>3-2</b>	<b>5-5</b>	<b>.500</b>
<b>7-8</b>	<b>6-9</b>	<b>13-17</b>	<b>.433</b>

25-16	16-25	41-41	.500
-------	-------	-------	------



# Award Winners

Kia NBA Most Valuable Player .....	Russell Westbrook, Oklahoma City Thunder
NBA Coach of the Year .....	Mike D'Antoni, Houston Rockets
Kia Defensive Player of the Year .....	Draymond Green, Golden State Warriors
Kia Sixth Man Award .....	Eric Gordon, Houston Rockets
Kia Most Improved Player .....	Giannis Antetokounmpo, Milwaukee Bucks
Kia Rookie of the Year .....	Malcolm Brogdon, Milwaukee Bucks
NBA Sportsmanship Award .....	Kemba Walker, Charlotte Hornets
J. Walter Kennedy Citizenship Award .....	LeBron James, Cleveland Cavaliers
NBA Executive of the Year .....	Bob Myers, Golden State Warriors

## All-NBA

### First Team

F	LeBron James, Cleveland
F	Kawhi Leonard, San Antonio
C	Anthony Davis, New Orleans
G	James Harden, Houston
G	Russell Westbrook, Oklahoma City

### Second Team

F	Kevin Durant, Oklahoma City
F	Giannis Antetokounmpo, Milwaukee
C	Rudy Gobert, Utah
G	Stephen Curry, Golden State
G	Isaiah Thomas, Boston

### Third Team

F	Draymond Green, Golden State
F	Jimmy Butler, Chicago
C	DeAndre Jordan, L.A. Clippers
G	John Wall, Washington
G	DeMar DeRozan, Toronto

## All-Rookie

### First Team

Malcolm Brogdon, Milwaukee
Dario Saric, Philadelphia
Joel Embiid, Philadelphia
Buddy Hield, Sacramento
Willy Hernangomez, New York

### Second Team

Jamal Murray, Denver
Jaylen Brown, Boston
Marquese Chriss, Phoenix
Brandon Ingram, L.A. Lakers
Yogi Ferrell, Dallas

## All-Defensive

### First Team

F	Draymond Green, G.S.
F	Kawhi Leonard, San Antonio
C	Rudy Gobert, Utah
G	Chris Paul, L.A. Clippers
G	Patrick Beverley, Houston

### Second Team

F	Andre Roberson, OKC
F	Giannis Antetokounmpo, Mil.
C	Anthony Davis, New Orleans
G	Tony Allen, Memphis
G	Danny Green, San Antonio

## NBA Players of the Week

Week	Eastern	Western
Oct. 31	LeBron James, Cle	Russell Westbrook, OKC
Nov. 7	LeBron James, Cle	George Hill, Uta
Nov. 14	DeMar DeRozan, Tor	James Harden, Hou
Nov. 21	Jimmy Butler, Chi	Anthony Davis, NO
Nov. 28	Kevin Love, Cle	Kevin Durant, GS
Dec. 5	Giannis Antetokounmpo, Mil	Russell Westbrook, OKC
Dec. 12	LeBron James, Cle	Marc Gasol, Mem
Dec. 19	DeMar DeRozan, Tor	James Harden, Hou
Dec. 26	Isaiah Thomas, Bos	Russell Westbrook, OKC
Jan. 2	John Wall, Was	James Harden, Hou
Jan. 9	Jimmy Butler, Chi	Stephen Curry, GS
Jan. 16	DeMar DeRozan, Tor	Gordon Hayward, Uta
Jan. 23	Joel Embiid, Phi	Kawhi Leonard, SA
Jan. 30	Dion Waiters, Mia	DeMarcus Cousins, Sac
Feb. 6	Isaiah Thomas, Bos	Stephen Curry, GS
Feb. 13	LeBron James, Cle	Blake Griffin, LAC
Mar. 6	Kemba Walker, Cha	Kawhi Leonard, SA
Mar. 13	John Wall, Was	Karl-Anthony Towns, Min
Mar. 20	Hassan Whiteside, Mia	<b>Damian Lillard, Por</b>
Mar. 27	DeMar DeRozan, Tor	James Harden, Hou
Apr. 3	Jimmy Butler, Chi	Stephen Curry, GS
Apr. 10	Paul George, Ind	Russell Westbrook, OKC

## NBA Monthly Awards

Month	Eastern	Western
Player		
Oct./Nov.	LeBron James, Cle	Russell Westbrook, OKC
Dec.	John Wall, Was	James Harden, Hou
Jan.	Isaiah Thomas, Bos	Stephen Curry/Kevin Durant, GS
Feb.	LeBron James, Cle	Russell Westbrook, OKC
Mar.	Giannis Antetokounmpo, Mil	<b>Damian Lillard, Por</b>
Apr.	Paul George, Ind	Chris Paul, LAC
Coach		
Oct./Nov.	Tyronn Lue, Cle	Steve Kerr, GS
Dec.	Dwane Casey, Tor	Mike D'Antoni, Hou
Jan.	Scott Brooks, Was	Steve Kerr, GS
Feb.	Erik Spoelstra, Mia	Gregg Popovich, SA
Mar.	Jason Kidd, Mil	<b>Terry Stotts, Por</b>
Apr.	Nate McMillan, Ind	Doc Rivers, LAC
Rookie		
Oct./Nov.	Joel Embiid, Phi	Jamal Murray, Den
Dec.	Joel Embiid, Phi	Buddy Hield, NO
Jan.	Joel Embiid, Phi	Marquese Chriss, Pho
Feb.	Dario Saric, Phi	Yogi Ferrell, Dal
Mar.	Dario Saric, Phi	Buddy Hield, Sac
Apr.	Willy Hernangomez, NY	Tyler Ulis, Pho

# RECORD BY STARTING LINEUP

LINEUP	W	L	PCT.
Turner, Vonleh, Leonard, Connaughton, Napier	1	0	1.000
Harkless, Vonleh, Nurkic, McCollum, Lillard	14	5	.737
Turner, Vonleh, Plumlee, McCollum, Lillard	5	4	.556
Harkless, Vonleh, Leonard, McCollum, Lillard	2	2	.500
Harkless, Leonard, Plumlee, McCollum, Lillard	2	2	.500
Harkless, Aminu, Vonleh, McCollum, Lillard	1	1	.500
Harkless, Aminu, Plumlee, McCollum, Lillard	8	9	.471
Harkless, Davis, Plumlee, McCollum, Lillard	5	6	.455
Harkless, Aminu, Plumlee, Crabbe, McCollum	2	3	.400
Harkless, Vonleh, Plumlee, McCollum, Lillard	1	4	.200
Harkless, Davis, Leonard, McCollum, Lillard	0	1	.000
Turner, Vonleh, Leonard, Layman, Napier	0	1	.000
Turner, Leonard, Plumlee, McCollum, Lillard	0	1	.000
Crabbe, Aminu, Plumlee, McCollum, Lillard	0	1	.000
Crabbe, Harkless, Plumlee, McCollum, Lillard	0	1	.000
TOTAL - 15 STARTING LINEUPS	41	41	.500

# DOUBLE-DIGIT SCORING

PLAYER	10-19	20-29	30-39	40+
Al-Farouq Aminu	21	3	-	-
Pat Connaughton	2	-	-	-
Allen Crabbe	35	5	1	-
Ed Davis	3	-	-	-
Maurice Harkless	37	3	-	-
Jake Layman	2	-	-	-
Meyers Leonard	12	-	-	-
Damian Lillard	15	32	22	5
CJ McCollum	25	36	14	1
Shabazz Napier	5	1	1	-
Jusuf Nurkic	13	2	1	-
Mason Plumlee	30	1	-	-
Evan Turner	27	2	-	-
Noah Vonleh	11	-	-	-

# GAMES MISSED DUE TO INJURY/ILLNESS

PLAYER	GAMES	INJURY/ILLNESS
Fesus Ezeli	82	Left Knee
Ed Davis	29	Left Ankle (3), Left Wrist (3), Left Shoulder (23)
Al-Farouq Aminu	20	Left Calf (13), Back Contusion (5), Left Knee (2)
Evan Turner	17	Left Ankle (3), Right Hand (14)
Jusuf Nurkic	7	Right Leg
Damian Lillard	6	Left Ankle (5), Right Foot (1)
Maurice Harkless	4	Left Ankle (1), Left Calf (3)
Allen Crabbe	3	Left Foot
CJ McCollum	1	Right Hand
TOTAL	196	

# 2016-17 TRAIL BLAZERS STATISTICS

## REGULAR SEASON GAMES

	G	St	Min	FG	FGA	Pct.	3FG	3AT	Pct.	FT	FTA	Pct.	Off	Def	Reb	Ast	PF	St	TO	Blk	Pts	Avg
Lillard	75	75	2693	661	1488	.444	214	579	.370	488	545	.895	46	322	368	440	152	68	197	20	2024	27.0
McCollum	80	80	2796	692	1441	.480	185	439	.421	268	294	.912	60	229	389	285	202	72	172	42	1837	23.0
Plumlee*	54	54	1516	235	442	.532	0	5	.000	127	224	.567	120	312	432	214	149	50	88	63	597	11.1
Crabbe	79	7	2254	303	647	.468	134	302	.444	105	124	.847	19	207	226	94	171	54	62	20	845	10.7
Nurkic	20	19	584	120	236	.508	0	1	.000	64	97	.660	65	142	207	63	73	25	62	38	304	15.2
Harkless	77	69	2223	314	624	.503	68	194	.351	77	124	.621	125	216	341	88	214	85	86	70	773	10.0
Turner	65	12	1659	235	552	.426	31	118	.263	85	103	.825	36	211	247	205	121	53	100	24	586	9.0
Aminu	61	25	1773	183	467	.392	70	213	.329	96	136	.706	77	374	451	99	102	61	94	44	532	8.7
Leonard	74	12	1222	146	378	.386	74	213	.347	35	40	.875	27	210	237	71	172	13	35	28	401	5.4
Vonleh	74	41	1265	130	270	.481	7	20	.350	60	94	.638	131	256	387	31	154	30	64	27	327	4.4
Davis	46	12	789	75	142	.528	0	0	---	50	81	.617	96	148	244	26	137	15	37	22	200	4.3
Napier	53	2	512	73	183	.399	34	92	.370	38	49	.776	8	53	61	67	38	32	4	2	218	4.1
Connaughton	39	1	316	37	72	.514	17	33	.515	7	9	.778	10	42	52	28	23	6	17	2	98	2.5
Layman	35	1	249	26	89	.292	13	51	.255	13	17	.765	6	18	24	11	22	8	11	3	78	2.2
Quarterman	16	0	80	13	29	.448	5	13	.385	0	3	.000	4	10	14	11	6	2	11	3	31	1.9
Portland	82	-	19930	3243	7060	.459	852	2273	.375	1513	1940	.780	830	2750	3580	1733	1736	574	1126	408	8851	107.9
Opponents	82	-	19930	3213	7069	.455	762	2058	.370	1706	2173	.785	830	2778	3608	1688	1624	633	1052	431	8894	108.5

PF Disqualifications: Harkless 4, Plumlee 3, Vonleh 3, Aminu 1, Davis 1, Leonard 1, Lillard 1, McCollum 1. Portland Totals 15, Opponent Totals 4.

\*Did not complete season with Trail Blazers

## 2016-17 TRAIL BLAZERS MISCELLANEOUS

### GAMES LED TEAM IN SCORING

Lillard	47
McCollum	30
Napier	3
Crabbe	2
Leonard	1
Nurkic	1
Plumlee	1

### GAMES WITH 20 OR MORE POINTS

Lillard	59
McCollum	51
Crabbe	6
Aminu	3
Harkless	3
Nurkic	3
Napier	2
Turner	2
Plumlee	1

### GAMES WITH 30 OR MORE POINTS

Lillard	27
McCollum	15
Crabbe	1
Napier	1
Nurkic	1

### GAMES LED TEAM IN REB

Plumlee	27
Aminu	16
Vonleh	13
Nurkic	12
Lillard	8
Davis	6
Harkless	5
McCollum	3
Crabbe	1
Leonard	1

### GAMES WITH 10 OR MORE REB

Plumlee	17
Aminu	14
Nurkic	10
Vonleh	9
Davis	6
Harkless	3
Leonard	2
Lillard	2
Turner	2
McCollum	1

### GAMES LED TEAM IN ASSISTS

Lillard	50
Plumlee	18
McCollum	17
Turner	6
Crabbe	3
Nurkic	3
Aminu	2
Leonard	2
Napier	2
Connaughton	1

### GAMES WITH 10 OR MORE ASSISTS

Lillard	9
Plumlee	1
Turner	1

### GAMES LED IN MINUTES PLAYED

Lillard	43
McCollum	29
Crabbe	4
Harkless	3
Vonleh	3
Aminu	1

### DOUBLE-DOUBLES

Plumlee	14
Lillard	11
Nurkic	9
Aminu	4
Vonleh	4
Davis	3
Harkless	2
Turner	2
Leonard	1
McCollum	1

### GAMES LED TEAM IN STEALS

Harkless	21
Lillard	16
McCollum	16
Aminu	15
Plumlee	12
Napier	11
Turner	11
Crabbe	10
Vonleh	8
Nurkic	5
Davis	3
Leonard	1
Quarterman	1

### DISQUALIFICATIONS

Harkless	4
Plumlee	3
Vonleh	3
Aminu	1
Davis	1
Leonard	1
Lillard	1
McCollum	1

### GAMES ON INACTIVE LIST

Ezeli	82
Quarterman	45
Aminu	18
Davis	16
Turner	13
Layman	7
Nurkic	6
Lillard	5
Harkless	1

All 'games led' numbers include ties.

HOME GAMES

	G	St	Min	FG	FGA	Pct.	3FG	3AT	Pct.	FT	FTA	Pct.	Off	Def	Reb	Ast	PF	St	TO	Blk	Pts	Avg.
Lillard	37	37	1352	325	732	.444	101	289	.349	243	275	.884	22	167	189	229	68	36	106	6	994	26.9
McCollum	39	39	1379	342	710	.482	99	229	.432	120	131	.916	31	112	143	161	90	37	76	19	903	23.2
Crabbe	38	3	1098	167	327	.511	80	156	.513	47	55	.855	7	104	111	42	87	25	25	12	461	12.1
Harkless	37	33	1079	168	317	.530	29	87	.333	44	67	.657	62	107	169	41	102	40	39	35	409	11.1
*Plumlee	26	26	736	117	206	.568	0	2	.000	47	97	.485	63	156	219	104	68	22	41	29	281	10.8
Nurkic	9	9	274	61	110	.555	0	0	---	41	60	.683	33	71	104	31	33	10	28	22	163	18.1
Aminu	32	13	9363	110	266	.414	42	120	.350	41	67	.612	37	197	234	48	48	31	45	19	303	9.5
Turner	33	7	846	122	283	.431	18	66	.273	48	62	.774	13	111	124	116	54	31	53	9	310	9.4
Leonard	35	8	642	73	196	.372	38	114	.333	16	19	.842	12	112	124	41	90	6	14	15	200	5.7
Napier	24	2	236	34	84	.405	18	37	.486	24	31	.774	5	16	21	25	27	15	21	0	110	4.6
Davis	20	4	367	36	66	.545	0	0	---	19	35	.543	45	65	110	13	64	5	17	12	91	4.6
Vonleh	37	22	633	62	137	.453	4	13	.308	28	42	.667	75	126	201	19	76	16	62	15	156	4.2
Connaughton	22	1	206	27	53	.509	14	26	.538	2	3	.667	6	22	28	20	12	5	13	1	70	3.2
Layman	16	1	129	15	49	.306	8	26	.308	1	2	.500	4	8	12	8	6	7	7	2	39	2.4
Quarterman	8	0	50	7	19	.368	3	9	.333	0	3	.000	2	8	10	7	3	2	8	1	17	2.1
Portland	41	-	9990	1666	3555	.469	454	1174	.387	721	949	.760	417	1382	1799	905	828	288	552	197	4507	109.9
Opponents	41	-	9990	1583	3519	.450	366	1028	.356	850	1065	.798	416	1359	1775	785	817	308	538	208	4382	106.9

PF disqualifications: Plumlee - 2, Davis - 1, Harkless - 1, Lillard - 1, Vonleh - 1. Portland Totals 6, Opponent Totals 3.

ROAD GAMES

	G	St	Min	FG	FGA	Pct.	3FG	3AT	Pct.	FT	FTA	Pct.	Off	Def	Reb	Ast	PF	St	TO	Blk	Pts	Avg.
Lillard	38	38	1341	336	756	.444	113	290	.390	245	270	.907	24	155	179	211	84	32	91	14	1030	27.1
McCollum	41	41	1417	350	731	.479	86	210	.410	148	163	.908	29	117	146	124	112	35	96	23	934	22.8
*Plumlee	28	28	780	118	236	.500	0	3	.000	80	127	.630	57	156	213	110	81	28	47	34	316	11.3
Nurkic	11	10	309	59	126	.468	0	1	.000	23	37	.622	32	71	103	32	40	15	34	16	141	12.8
Crabbe	41	4	1157	136	320	.425	54	146	.370	58	69	.841	12	103	115	52	84	29	37	8	384	9.4
Harkless	40	36	1145	146	307	.476	39	107	.364	33	57	.579	63	109	172	47	112	45	47	35	364	9.1
Turner	32	5	813	113	269	.420	13	52	.250	37	41	.902	23	100	123	89	67	22	46	15	276	8.6
Aminu	29	12	810	73	200	.365	28	92	.304	55	69	.797	40	177	217	51	54	29	49	25	229	7.9
Leonard	39	4	580	73	182	.401	36	99	.364	19	21	.905	15	98	113	30	82	7	21	13	201	5.2
Vonleh	37	19	632	68	133	.511	3	7	.429	32	52	.615	56	130	186	12	78	14	32	12	171	4.6
Davis	26	8	422	39	76	.513	0	0	---	31	46	.674	51	83	134	13	73	10	20	10	109	4.2
Napier	29	0	276	39	99	.394	16	55	.291	14	18	.778	3	37	40	42	11	17	20	2	108	3.7
Layman	19	0	119	11	40	.275	5	25	.200	12	15	.800	2	10	12	3	16	2	4	1	39	2.1
Quarterman	8	0	30	6	10	.600	2	4	.500	0	0	---	2	2	4	4	3	0	3	2	14	1.8
Connaughton	17	0	110	10	19	.526	3	7	.429	5	6	.833	4	20	24	8	11	1	4	1	28	1.6
Portland	41	-	9940	1577	3504	.450	398	1098	.362	792	991	.799	413	1368	1781	828	908	286	574	211	4344	106.0
Opponents	41	-	9940	1630	3550	.459	396	1030	.384	856	1108	.773	414	1419	1833	903	807	325	514	223	4512	110.0

PF disqualifications: Harkless - 3, Vonleh - 2, Aminu - 1, Leonard - 1, McCollum - 1, Plumlee - 1. Portland Totals 9, Opponent Totals 1.

\* Did not complete season with Trail Blazers

# 2016-17 TRAIL BLAZERS PER GAME AVERAGES

## MINUTES

Lillard.....	35.9
McCollum.....	34.9
Nurkic.....	29.2
Aminu.....	29.1
Harkless.....	28.9
Crabbe.....	28.5
*Plumlee.....	28.1
Turner.....	25.5
Davis.....	17.2
Vonleh.....	17.1
Leonard.....	16.5
Napier.....	9.7
Connaughton.....	8.1
Layman.....	7.1
Quarterman.....	5.0
<b>Portland.....</b>	<b>243.0</b>
<b>Opponents.....</b>	<b>243.0</b>

## FIELD GOALS

Lillard.....	8.8
McCollum.....	8.7
Nurkic.....	6.0
*Plumlee.....	4.4
Harkless.....	4.1
Crabbe.....	3.8
Turner.....	3.6
Aminu.....	3.0
Leonard.....	2.0
Vonleh.....	1.8
Davis.....	1.6
Napier.....	1.4
Connaughton.....	0.9
Quarterman.....	0.8
Layman.....	0.7
<b>Portland.....</b>	<b>38.6</b>
<b>Opponents.....</b>	<b>38.4</b>

## FIELD GOAL PERCENTAGE

*Plumlee.....	532
Davis.....	528
Connaughton.....	514
Nurkic.....	508
Harkless.....	503
Vonleh.....	481
McCollum.....	480
Crabbe.....	468
Quarterman.....	448
Lillard.....	444
Turner.....	426
Napier.....	399
Aminu.....	393
Leonard.....	386
Layman.....	292
<b>Portland.....</b>	<b>459</b>
<b>Opponents.....</b>	<b>455</b>

## POINTS

Lillard.....	27.0
McCollum.....	23.0
Nurkic.....	15.2
*Plumlee.....	11.1
Crabbe.....	10.7
Harkless.....	10.0
Turner.....	9.0
Aminu.....	8.7
Leonard.....	5.4
Vonleh.....	4.4
Davis.....	4.3
Napier.....	4.1
Connaughton.....	2.5
Layman.....	2.2
Quarterman.....	1.9
<b>Portland.....</b>	<b>107.9</b>
<b>Opponents.....</b>	<b>108.5</b>

## 3-POINT FIELD GOALS

Lillard.....	2.9
McCollum.....	2.3
Crabbe.....	1.7
Aminu.....	1.1
Leonard.....	1.0
Harkless.....	0.9
Napier.....	0.6
Turner.....	0.5
Connaughton.....	0.4
Layman.....	0.4
Quarterman.....	0.3
Vonleh.....	0.1
Nurkic.....	0.0
*Plumlee.....	0.0
Davis.....	0.0
<b>Portland.....</b>	<b>10.4</b>
<b>Opponents.....</b>	<b>9.3</b>

## 3-POINT FG PERCENTAGE

Connaughton.....	515
Crabbe.....	444
McCollum.....	421
Quarterman.....	385
Lillard.....	370
Napier.....	370
Harkless.....	351
Vonleh.....	350
Leonard.....	347
Aminu.....	330
Turner.....	263
Layman.....	255
Nurkic.....	000
*Plumlee.....	000
Davis.....	---
<b>Portland.....</b>	<b>375</b>
<b>Opponents.....</b>	<b>370</b>

## REBOUNDS

Nurkic.....	10.4
*Plumlee.....	8.0
Aminu.....	7.4
Davis.....	5.3
Vonleh.....	5.2
Lillard.....	4.9
Harkless.....	4.4
Turner.....	3.8
McCollum.....	3.6
Leonard.....	3.2
Crabbe.....	2.9
Connaughton.....	1.3
Napier.....	1.2
Quarterman.....	0.9
Layman.....	0.7
<b>Portland.....</b>	<b>43.7</b>
<b>Opponents.....</b>	<b>44.0</b>

## FREE THROWS

Lillard.....	6.5
McCollum.....	3.4
Nurkic.....	3.2
*Plumlee.....	2.4
Aminu.....	1.6
Crabbe.....	1.3
Turner.....	1.3
Davis.....	1.1
Harkless.....	1.0
Vonleh.....	0.8
Napier.....	0.7
Leonard.....	0.5
Layman.....	0.4
Connaughton.....	0.2
Quarterman.....	0.0
<b>Portland.....</b>	<b>18.5</b>
<b>Opponents.....</b>	<b>20.8</b>

## FREE THROW PERCENTAGE

McCollum.....	912
Lillard.....	895
Leonard.....	875
Crabbe.....	847
Turner.....	825
Connaughton.....	778
Napier.....	776
Layman.....	765
Aminu.....	706
Nurkic.....	660
Vonleh.....	638
Harkless.....	621
Davis.....	617
*Plumlee.....	567
Quarterman.....	000
<b>Portland.....</b>	<b>780</b>
<b>Opponents.....</b>	<b>785</b>

## ASSISTS

Lillard.....	5.9
*Plumlee.....	4.0
McCollum.....	3.6
Turner.....	3.2
Nurkic.....	3.2
Aminu.....	1.6
Napier.....	1.3
Crabbe.....	1.2
Harkless.....	1.1
Leonard.....	1.0
Connaughton.....	0.7
Quarterman.....	0.7
Davis.....	0.6
Vonleh.....	0.4
Layman.....	0.3
<b>Portland.....</b>	<b>21.1</b>
<b>Opponents.....</b>	<b>20.6</b>

## BLOCKED SHOTS

Nurkic.....	1.90
*Plumlee.....	1.17
Harkless.....	0.91
Aminu.....	0.72
McCollum.....	0.53
Davis.....	0.48
Leonard.....	0.38
Turner.....	0.37
Vonleh.....	0.36
Lillard.....	0.27
Crabbe.....	0.25
Quarterman.....	0.19
Layman.....	0.09
Connaughton.....	0.05
Napier.....	0.04
<b>Portland.....</b>	<b>4.98</b>
<b>Opponents.....</b>	<b>5.26</b>

## OFFENSIVE REBOUNDS

Nurkic.....	3.3
*Plumlee.....	2.2
Davis.....	2.1
Vonleh.....	1.8
Harkless.....	1.6
Aminu.....	1.3
McCollum.....	0.8
Lillard.....	0.6
Turner.....	0.6
Leonard.....	0.4
Connaughton.....	0.3
Quarterman.....	0.3
Crabbe.....	0.2
Layman.....	0.2
Napier.....	0.2
<b>Portland.....</b>	<b>10.1</b>
<b>Opponents.....</b>	<b>10.1</b>

## STEALS

Nurkic.....	1.25
Harkless.....	1.10
Aminu.....	0.98
*Plumlee.....	0.93
Lillard.....	0.91
McCollum.....	0.90
Turner.....	0.82
Crabbe.....	0.68
Napier.....	0.60
Vonleh.....	0.41
Davis.....	0.33
Layman.....	0.26
Leonard.....	0.18
Connaughton.....	0.15
Quarterman.....	0.13
<b>Portland.....</b>	<b>7.00</b>
<b>Opponents.....</b>	<b>7.72</b>

## TURNOVERS

Nurkic.....	3.1
Lillard.....	2.6
McCollum.....	2.2
*Plumlee.....	1.6
Aminu.....	1.5
Turner.....	1.5
Harkless.....	1.1
Vonleh.....	0.9
Crabbe.....	0.8
Napier.....	0.8
Davis.....	0.8
Quarterman.....	0.7
Leonard.....	0.5
Connaughton.....	0.4
Layman.....	0.3
<b>Portland.....</b>	<b>13.7</b>
<b>Opponents.....</b>	<b>12.8</b>

## PERSONAL FOULS

Nurkic.....	3.7
Davis.....	3.0
Harkless.....	2.8
*Plumlee.....	2.8
McCollum.....	2.5
Leonard.....	2.3
Crabbe.....	2.2
Vonleh.....	2.1
Lillard.....	2.0
Turner.....	1.9
Aminu.....	1.7
Napier.....	0.7
Layman.....	0.6
Connaughton.....	0.6
Quarterman.....	0.4
<b>Portland.....</b>	<b>21.2</b>
<b>Opponents.....</b>	<b>19.8</b>

\* Did not complete season with Trail Blazers



# 2016-17 GAME-BY-GAME RESULTS

Date	Opponent	W/L, Score	SEASON RECORD			TRAIL BLAZERS LEADERS		
			Home	Road	Total	Points	Rebounds	Assists
Oct 25	Utah	W 113-104	1-0	0-0	1-0	Lillard-39	Lillard-9	Lillard-6
Oct 27	L.A. Clippers	L 106-114	1-1	0-0	1-1	Lillard-29	Lillard-10	Plumlee-4 Crabbe-4
Oct 29	@Denver	W 115-113(OT)	1-1	1-0	2-1	Lillard-37	Aminu-12	Lillard-7
Nov 1	Golden State	L 104-127	1-2	1-0	2-2	Lillard-31	Aminu-10	Plumlee-6
Nov 2	@Phoenix	L 115-118(OT)	1-2	1-1	2-3	Lillard-27	Plumlee-12	Lillard-5
Nov 4	@Dallas	W 105-95	1-2	2-1	3-3	Lillard-42	Aminu-10	Plumlee-4 Lillard-4 Lillard-7
Nov 6	@Memphis	W 100-94	1-2	3-1	4-3	McCollum-37	Harkless-7 Lillard-7	Lillard-7
Nov 8	Phoenix	W 124-121	2-2	3-1	5-3	Lillard-38	Vonleh-8	McCollum-7
Nov 9	@L.A. Clipper	L 80-111	2-2	3-2	5-4	Napier-11	Vonleh-11	Plumlee-4
Nov 11	Sacramento	W 122-120(OT)	3-2	3-2	6-4	Lillard-36	Harkless-8	Plumlee-7 Lillard-7
Nov 13	Denver	W 112-105	4-2	3-2	7-4	Lillard-32	Plumlee-9	Lillard-6
Nov 15	Chicago	L 88-113	4-3	3-2	7-5	Lillard-19	Davis-9	Lillard-4 Plumlee-4
Nov 17	@Houston	L 109-126	4-3	3-3	7-6	McCollum-26	Plumlee-8	Plumlee-7
Nov 18	@New Orleans	L 101-113	4-3	3-4	7-7	Lillard-27	Plumlee-12	Plumlee-7
Nov 20	@Brooklyn	W 129-109	4-3	4-4	8-7	McCollum-33	Leonard-11	McCollum-5 Lillard-5 Lillard-6 Lillard-11
Nov 22	@New York	L 103-107	4-3	4-5	8-8	Lillard-22	Davis-10	Lillard-6
Nov 23	@Cleveland	L 125-137	4-3	4-6	8-9	Lillard-40	Lillard-7 Harkless-7	Lillard-11
Nov 25	New Orleans	W 119-104	5-3	4-6	9-9	Lillard-27	Plumlee-14	Lillard-11
Nov 27	Houston	L 114-130	5-4	4-6	9-10	McCollum-28	Plumlee-8	Plumlee-7 McCollum-7 Lillard-10
Nov 30	Indiana	W 131-109	6-4	4-6	10-10	Lillard-28	Plumlee-9 Davis-9	Lillard-10
Dec 3	Miami	W 99-92	7-4	4-6	11-10	Lillard-19	Plumlee-9	Lillard-6 Turner-6
Dec 5	@Chicago	W 112-110	7-4	5-6	12-10	Lillard-30	Harkless-9	Lillard-7
Dec 7	@Milwaukee	L 107-115	7-4	5-7	12-11	Lillard-30	Plumlee-10	Lillard-6
Dec 8	@Memphis	L 86-88	7-4	5-8	12-12	McCollum-24	Aminu-11	Plumlee-4
Dec 10	@Indiana	L 111-118	7-4	5-9	12-13	McCollum-34	Davis-11	Lillard-9
Dec 12	@L.A. Clipper	L 120-121	7-4	5-10	12-14	McCollum-25	Plumlee-7	Lillard-8
Dec 13	Oklahoma City	W 114-95	8-4	5-10	13-14	Plumlee-18	Plumlee-7	Lillard-9
Dec 15	@Denver	L 120-132	8-4	5-11	13-15	Lillard-40	Plumlee-7 Davis-7 Vonleh-7	Lillard-10
Dec 17	@Golden State	L 90-135	8-4	5-12	13-16	Lillard-20	Vonleh-8	Plumlee-5
Dec 20	@Sacramento	L 121-126	8-4	5-13	13-17	McCollum-36	Plumlee-13	Lillard-16
Dec 21	Dallas	L 95-96	8-5	5-13	13-18	Lillard-29	Davis-10	Plumlee-4 Lillard-4 Lillard-10
Dec 23	San Antonio	L 90-110	8-6	5-13	13-19	Leonard-16 McCollum-16 Lillard-16	McCollum-6	Lillard-10
Dec 26	Toronto	L 91-95	8-7	5-13	13-20	McCollum-29	Plumlee-15	McCollum-7
Dec 28	Sacramento	W 102-89	9-7	5-13	14-20	McCollum-20	Plumlee-14	McCollum-7
Dec 30	@San Antonio	L 94-110	9-7	5-14	14-21	McCollum-29	Aminu-6	Plumlee-6
Jan 1	@Minnesota	W 95-89	9-7	6-14	15-21	McCollum-43	Plumlee-8 Crabbe-8	Aminu-3 Plumlee-3 McCollum-3
Jan 4	@Golden State	L 117-125	9-7	6-15	15-22	McCollum-35	Plumlee-10	Aminu-5 McCollum-5 Crabbe-5
Jan 5	L.A. Lakers	W 118-109	10-7	6-15	16-22	McCollum-27	Aminu-11	Lillard-10
Jan 8	Detroit	L 124-125(2OT)	10-8	6-15	16-23	McCollum-35	Plumlee-10	Plumlee-12

# 2016-17 GAME-BY-GAME RESULTS

Date	Opponent	W/L, Score	SEASON RECORD			TRAIL BLAZERS LEADERS		
			Home	Road	Total	Points	Rebounds	Assists
Jan 10	@L.A. Lakers	W 108-87	10-8	7-15	17-23	McCollum-25	Aminu-15	Turner-7
Jan 11	Cleveland	W 102-86	11-8	7-15	18-23	McCollum-27	Aminu-12	Turner-11
Jan 13	Orlando	L 109-115	11-9	7-15	18-24	Lillard-34	Lillard-8	Plumlee-5
Jan 16	@Washington	L 101-120	11-9	7-16	18-25	Lillard-22	Vonleh-8	Crabbe-5
Jan 18	@Charlotte	L 85-107	11-9	7-17	18-26	Lillard-21	Plumlee-10	Lillard-6
Jan 20	@Philadelphia	L 92-93	11-9	7-18	18-27	Lillard-30	Plumlee-11	Turner-5
Jan 21	@Boston	W 127-123(OT)	11-9	8-18	19-27	McCollum-35	Plumlee-11	Plumlee-8
Jan 25	L.A. Lakers	W 105-98	12-9	8-18	20-27	Lillard-24 McCollum-24	Plumlee-13	McCollum-4
Jan 27	Memphis	W 112-109	13-9	8-18	21-27	Lillard-33	Plumlee-10	Turner-8
Jan 29	Golden State	L 111-113	13-10	8-18	21-28	McCollum-28	Plumlee-11	Lillard-8
Jan 31	Charlotte	W 115-98	14-10	8-18	22-28	Lillard-27	Plumlee-11	Lillard-4 McCollum-4 Leonard-4
Feb 3	Dallas	L 104-108	14-11	8-18	22-29	McCollum-28	Plumlee-9 Lillard-9	McCollum-6 Lillard-6
Feb 5	@Oklahoma City	L 99-105	14-11	8-19	22-30	Lillard-29	McCollum-8	Plumlee-3 Lillard-3
Feb 7	@Dallas	W 114-113	14-11	9-19	23-30	McCollum-32	Plumlee-15	Lillard-6
Feb 9	Boston	L 111-120	14-12	9-19	23-31	Lillard-28	Vonleh-9	Lillard-7
Feb 13	Atlanta	L 104-109(OT)	14-13	9-19	23-32	McCollum-26	Aminu-15	McCollum-5
Feb 15	@Utah	L 88-111	14-13	9-20	23-33	McCollum-18	Nurkic-8	Lillard-7
Feb 23	@Orlando	W 112-103	14-13	10-20	24-33	Lillard-33	Nurkic-12	Napier-6 McCollum-6
Feb 26	@Toronto	L 106-112	14-13	10-21	24-34	Lillard-28	Aminu-8	Lillard-8
Feb 28	@Detroit	L 113-120(OT)	14-13	10-22	24-35	Lillard-34	Lillard-11	Lillard-9
Mar 2	Oklahoma City	W 114-109	15-13	10-22	25-35	Lillard-33	Nurkic-12	Nurkic-6
Mar 4	Brooklyn	W 130-116	16-13	10-22	26-35	McCollum-31	Aminu-6 Nurkic-6	Lillard-11
Mar 7	@Oklahoma City	W 126-121	16-13	11-22	27-35	Crabbe-23	Nurkic-9	Lillard-8
Mar 9	Philadelphia	W 114-108(OT)	17-13	11-22	28-35	Nurkic-28	Nurkic-20	Nurkic-8
Mar 11	Washington	L 124-125(OT)	17-14	11-22	28-36	McCollum-34	Aminu-8 Vonleh-8	Lillard-7
Mar 12	@Phoenix	W 110-101	17-14	12-22	29-36	Lillard-39	Aminu-12	McCollum-4
Mar 14	New Orleans	L 77-100	17-14	12-23	29-37	Lillard-29	Aminu-10	Napier-3 Leonard-3
Mar 15	@San Antonio	W 110-106	17-14	13-23	30-37	Lillard-36	Nurkic-9	McCollum-4 Lillard-4
Mar 18	@Atlanta	W 113-97	17-14	14-23	31-37	Lillard-27	Vonleh-11	Nurkic-6
Mar 19	@Miami	W 115-104	17-14	15-23	32-37	Lillard-49	Nurkic-13	Lillard-5 McCollum-5
Mar 21	Milwaukee	L 90-93	17-15	15-23	32-38	Lillard-31	Nurkic-14	Lillard-7
Mar 23	New York	W 110-95	18-15	15-23	33-38	Lillard-30	Vonleh-12	Lillard-5
Mar 25	Minnesota	W 112-100	19-15	15-23	34-38	McCollum-32	Nurkic-9	Lillard-8
Mar 26	@L.A. Lakers	W 97-81	19-15	16-23	35-38	Lillard-22	Vonleh-14	Lillard-5
Mar 28	Denver	W 122-113	20-15	16-23	36-38	McCollum-39	Nurkic-15	Lillard-7
Mar 30	Houston	W 117-107	21-15	16-23	37-38	Lillard-31	Nurkic-11	Lillard-11
Apr 1	Phoenix	W 130-117	22-15	16-23	38-38	Lillard-31	Vonleh-13	McCollum-7 Lillard-7
Apr 3	@Minnesota	L 109-110	22-15	16-24	38-39	Lillard-25	Aminu-7 Harkless-7	Lillard-6
Apr 4	@Utah	L 87-106	22-15	16-25	38-40	McCollum-25	McCollum-6	Lillard-3
Apr 6	Minnesota	W 105-98	23-15	16-25	39-40	Crabbe-25	Lillard-9	Lillard-8
Apr 8	Utah	W 101-86	24-15	16-25	40-40	Lillard-59	Aminu-12	McCollum-5 Lillard-5
Apr 10	San Antonio	W 99-98	25-15	16-25	41-40	Napier-32	Vonleh-11	Turner-7
Apr 12	New Orleans	L 100-103	25-16	16-25	41-41	Napier-25	Vonleh-19	Connaughton-7

2016-17

## 2016-17 QUARTER-BY-QUARTER, ATTENDANCE

	Date	Opponent	1	2	3	4	OT	Final	W/L	Att.
1.	Oct. 25	Utah	26-26	28-20	23-37	36-21		113-104	W	19,446
2.	Oct. 27	L.A. Clippers	27-28	22-30	33-24	24-32		106-114	L	19,500
3.	Oct. 29	@Denver	33-28	29-26	19-34	23-16	11-9	115-113	W	18,055
4.	Nov. 1	Golden State	25-34	28-25	20-41	31-27		104-127	L	19,393
5.	Nov. 2	@Phoenix	28-28	25-29	20-19	30-27		115-118	L	17,284
6.	Nov. 4	@Dallas	26-26	29-26	24-24	26-19		105-95	W	19,475
7.	Nov. 6	@Memphis	25-22	22-29	29-26	24-17		100-94	W	16,233
8.	Nov. 8	Phoenix	42-25	21-30	26-27	35-39		124-121	W	19,239
9.	Nov. 9	@L.A. Clippers	16-36	16-25	18-32	30-18		80-111	L	19,060
10.	Nov. 11	Sacramento	35-31	27-26	22-26	22-23	16-14	122-120	W	19,918
11.	Nov. 13	Denver	20-28	30-29	36-15	26-33		112-105	W	19,362
12.	Nov. 15	Chicago	14-35	23-21	26-27	25-30		88-113	L	19,393
13.	Nov. 17	@Houston	29-41	33-21	21-38	26-26		109-126	L	15,550
14.	Nov. 18	@New Orleans	28-31	23-33	24-24	26-25		101-113	L	15,552
15.	Nov. 20	@Brooklyn	32-29	38-35	29-20	30-25		129-109	W	16,608
16.	Nov. 22	@New York	33-28	25-32	23-21	22-26		103-107	L	19,812
17.	Nov. 23	@Cleveland	31-46	29-35	32-21	33-25		125-137	L	20,562
18.	Nov. 25	New Orleans	32-34	34-23	34-26	19-21		119-104	W	19,393
19.	Nov. 27	Houston	35-35	27-30	31-31	21-34		114-130	L	19,393
20.	Nov. 30	Indiana	31-23	42-35	36-25	22-26		131-109	W	19,107
21.	Dec. 3	Miami	21-29	34-20	18-22	26-21		99-92	W	19,393
22.	Dec. 5	@Chicago	29-32	36-25	21-30	26-23		112-110	W	21,351
23.	Dec. 7	@Milwaukee	28-28	30-23	18-34	31-30		115-107	L	14,033
24.	Dec. 8	@Memphis	22-14	28-29	19-18	17-27		86-88	L	14,317
25.	Dec. 10	@Indiana	44-31	27-33	27-26	13-28		111-118	L	16,211
26.	Dec. 12	@L.A. Clippers	27-38	33-18	26-33	34-32		120-121	L	19,060
27.	Dec. 13	Oklahoma City	32-31	36-21	24-19	22-24		114-95	W	19,505
28.	Dec. 15	@Denver	28-38	28-36	29-26	35-32		120-132	L	10,022
29.	Dec. 17	@Golden State	21-39	24-31	27-38	18-27		90-135	L	19,596
30.	Dec. 20	@Sacramento	35-27	37-33	27-33	22-33		126-121	L	17,608
31.	Dec. 21	Dallas	20-30	18-32	33-19	24-15		95-96	L	19,393
32.	Dec. 23	San Antonio	27-27	18-30	27-30	18-23		90-110	L	19,393
33.	Dec. 26	Toronto	24-21	18-22	26-30	23-22		91-95	L	19,393
34.	Dec. 28	Sacramento	30-21	30-23	15-19	27-26		102-89	W	19,665
35.	Dec. 30	@San Antonio	32-22	20-25	21-33	21-30		110-94	L	18,418
36.	Jan. 1	@Minnesota	24-23	13-26	32-15	26-25		95-89	W	15,804
37.	Jan. 4	@Golden State	34-40	37-29	21-30	25-26		117-125	L	19,596
38.	Jan. 5	L.A. Lakers	29-24	24-38	31-22	34-25		118-109	W	19,403
39.	Jan. 8	Detroit	30-31	26-22	31-27	19-26	18-19	124-125	L	13,506
40.	Jan. 10	@L.A. Lakers	25-26	30-31	23-12	30-18		108-87	W	18,483
41.	Jan. 11	Cleveland	27-20	22-21	24-20	29-25		102-86	W	19,393
42.	Jan. 13	Orlando	23-36	26-18	29-28	31-33		109-115	L	19,344
43.	Jan. 16	@Washington	21-37	29-38	27-26	24-19		101-120	L	17,395
44.	Jan. 18	@Charlotte	26-23	20-31	26-25	13-28		85-107	L	15,451
45.	Jan. 20	@Philadelphia	33-22	23-21	15-27	21-23		92-93	L	19,476
46.	Jan. 21	@Boston	26-28	30-37	32-21	25-27	14-10	127-123	W	18,624
47.	Jan. 25	L.A. Lakers	30-31	29-27	24-17	22-23		105-98	W	19,393
48.	Jan. 27	Memphis	28-24	34-32	23-28	27-25		112-109	W	19,558
49.	Jan. 29	Golden State	24-33	26-20	24-31	37-29		111-113	L	19,393
50.	Jan. 31	Charlotte	28-23	28-27	30-18	29-30		115-98	W	19,393
51.	Feb. 3	Dallas	22-35	25-25	29-24	28-24		104-108	L	19,393
52.	Feb. 5	@Oklahoma City	16-24	36-22	21-25	26-34		99-105	L	18,203
53.	Feb. 7	@Dallas	32-27	32-26	22-29	28-31		114-113	W	19,326

2016-17 QUARTER-BY-QUARTER, ATTENDANCE

Date	Opponent	1	2	3	4	OT	Final	W/L	Att.
54. Feb. 9	Boston	32-22	23-27	21-28	35-43		111-120	L	19,393
55. Feb. 13	Atlanta	28-21	20-21	26-33	23-22	7-12	104-109	L	19,475
56. Feb. 15	@Utah	17-18	20-22	25-34	26-37		88-111	L	19,590
57. Feb. 23	@Orlando	23-25	23-30	31-30	35-18		112-103	W	17,487
58. Feb. 26	@Toronto	28-25	24-28	28-29	26-30		106-112	L	19,800
59. Feb. 28	@Detroit	27-19	22-25	30-31	30-34	4-11	113-120	L	13,502
60. March 2	Oklahoma City	26-24	31-36	24-25	33-24		114-109	W	19,875
61. March 4	Brooklyn	37-27	21-30	32-25	40-34		130-116	W	19,638
62. March 7	@Oklahoma City	29-40	32-27	38-25	27-29		126-121	W	18,203
63. March 9	Philadelphia	27-17	30-35	19-26	21-19	17-11	114-108	W	19,240
64. March 11	Washington	36-30	34-19	21-33	21-30	12-13	124-125	L	19,482
65. March 12	@Phoenix	33-18	33-32	16-29	28-22		110-101	W	16,664
66. March 14	@New Orleans	16-23	20-27	18-27	23-23		77-100	L	15,530
67. March 15	@San Antonio	28-29	26-26	28-25	28-26		110-106	W	18,418
68. March 18	@Atlanta	40-18	23-28	22-27	28-24		113-97	W	16,543
69. March 19	@Miami	28-29	24-22	33-28	30-25		115-104	W	19,600
70. March 21	Milwaukee	21-18	14-30	28-19	27-26		90-93	L	19,525
71. March 23	New York	37-23	30-23	18-22	25-27		110-95	W	19,020
72. March 25	Minnesota	27-21	33-25	34-28	18-26		112-100	W	19,580
73. March 26	@L.A. Lakers	22-17	18-15	37-24	20-25		97-81	W	18,698
74. March 28	Denver	32-35	34-29	29-21	27-28		122-113	W	20,003
75. March 30	Houston	32-21	33-25	31-29	21-22		117-107	W	20,049
76. April 1	Phoenix	37-21	26-32	34-34	33-30		130-117	W	18,915
77. April 3	@Minnesota	23-29	34-20	26-37	26-24		109-110	L	14,677
78. April 4	@Utah	17-24	24-23	23-28	23-31		87-106	L	19,911
79. April 6	Minnesota	20-34	33-27	27-26	25-11		105-98	W	19,393
80. April 8	Utah	34-20	14-22	29-18	24-26		101-86	W	19,865
81. April 10	San Antonio	31-28	16-15	24-33	28-22		99-98	W	19,393
82. April 12	New Orleans	30-22	23-31	32-25	15-25		103-100	L	19,521

2016-17

TRAIL BLAZERS RECORD WHEN ...

Leading or tied after one quarter .....	26-15
Behind after one quarter .....	13-22
Leading or tied at halftime .....	30-15
Behind at halftime .....	11-24
Leading or tied after three quarters .....	31-9
Behind after three quarters .....	9-30
Scored 100 or more points .....	37-26
Held under 100 points .....	4-15
Opponents score 100 or more points .....	25-36
Opponents held under 100 points .....	16-5

Shoot 50% or better .....	15-7
Shoot under 45% .....	7-24
Opponents shoot 50% or better .....	5-16
Opponents shoot under 45% .....	25-13
Games decided by 1 point .....	2-6
Games decided by 2 points .....	3-2
Games decided by 3 points .....	2-3
Games decided by 9 points or fewer .....	23-25
Games decided by 10 pts. or greater .....	18-16
Games decided by 20 pts. or greater .....	3-8
Games decided by 30 pts. or greater .....	0-2
Opponents with +.500 records .....	15-23
Opponents with -.500 records .....	25-17

## TRAIL BLAZERS HIGHS

Field Goals	51	vs. Detroit (of 98), Jan. 8 (2OT)
	51	vs. Indiana (of 94), Nov. 30
Field Goal Att.	103	vs. Atlanta (made 37), Feb. 13 (OT)
	100	vs. New Orleans (made 47), Nov. 25
Field Goal Pct.	.625	vs. Minnesota (45-72), Mar. 25
3-Point FGs	17	at Milwaukee (of 40), Dec. 7
3-Point FGAs	42	vs. Atlanta (made 16), Feb. 13 (OT)
	40	at Milwaukee (made 17), Dec. 7
3-Point FG Pct.	.684	vs. Utah (13-19), Oct. 25
Free Throws	31	at Boston (of 25), Jan. 21 (OT)
	30	at Denver (of 36), Dec. 15
Free Throw Att.	40	vs. Atlanta (made 29), Dec. 20
Free Throw Pct.	1.000	(2), last at Charlotte (11-11), Jan. 18
Off. Rebounds	22	vs. Atlanta, Feb. 13 (OT)
	18	at Dallas, Feb. 7
Def. Rebounds	49	at L.A. Lakers, Mar. 26
Total Rebounds	66	vs. Atlanta, Feb. 13 (OT)
	61	at L.A. Lakers, Mar. 26
Assists	36	vs. Detroit, Jan. 8 (2OT)
	30	(2), last at Sacramento, Dec. 20
Personal Fouls	34	(2), last vs. Atlanta, Feb. 13 (OT)
Disqualifications	2	at Atlanta, Feb. 13 (OT)
Steals	13	vs. Indiana, Nov. 30
Turnovers	25	vs. New Orleans, April 12
Blocked Shots	12	(2), last vs. Philadelphia, Mar. 9 (OT)
Points	131	vs. Indiana, Nov. 30
Biggest Margin	22	vs. Indiana, (131-109), Nov. 30

## TRAIL BLAZERS LOWS

Field Goals	23	at New Orleans (of 76), March 14
Field Goal Att.	71	at Memphis (made 32), Nov. 6
Field Goal Pct.	.303	at New Orleans (23-76), March 14
3-Point FGs	4	(4), last vs. Milwaukee (of 21), March 21
3-Point FGAs	15	vs. L.A. Lakers (made 4), Jan. 25
3-Point FG Pct.	.148	at Sacramento (4-27), Dec. 20
Free Throws	5	vs. New Orleans (of 13), April 12
Free Throw Att.	11	at Charlotte (made 11), Jan. 18
Free Throw Pct.	.385	vs. New Orleans (5-13), April 12
Off. Rebounds	4	(2), last vs. Minnesota, April 6
Def. Rebounds	21	at Utah, April 4
Total Rebounds	25	at San Antonio, Dec. 30
Assists	10	at Utah, April 4
Personal Fouls	11	(2), last at Charlotte, Jan. 18
Steals	2	(2), last vs. Memphis, Jan. 27
Turnovers	3	vs. Utah, April 8
Blocked Shots	1	(2), last at New Orleans, March 14
Points	77	at New Orleans, March 14
Biggest Loss	45	at Golden State (135-90), Dec. 17

## TRAIL BLAZERS QUARTERS

	HIGHS	LOWS
1st Qtr.	44 at Indiana, Dec. 10	14 vs. Chicago, Nov. 15
2nd Qtr.	42 vs. Indiana, Nov. 30	13 at Minnesota, Jan. 1
1st Half	73 vs. Indiana, Nov. 30	32 at L.A. Clippers, Nov. 9
3rd Qtr.	38 at OKC, March 7	15 (2) last at Philadelphia, Jan. 20
4th Qtr.	40 vs. Brooklyn, March 4	13 (2) last at Charlotte, Jan. 18
2nd Half	72 vs. Brooklyn, March 4	36 (2) last at Philadelphia, Jan. 20

OT 17 vs. Philadelphia, Mar. 9 4 at Detroit, Feb. 28

## OPPONENT HIGHS

Field Goals	54	vs. Detroit (of 105), Jan. 8 (2OT)
	51	at Golden State (of 87), Dec. 17
Field Goal Att.	105	vs. Detroit (made 54), Jan. 8 (2OT)
	98	at Oklahoma City (made 40), Feb. 5
Field Goal Pct.	.586	at Golden State (51-87), Dec. 17
3-Point FGs	21	at Cleveland (of 36), Nov. 23
3-Point FGAs	36	(3) last at Golden State (made 13), Jan. 4
3-Point FG Pct.	.583	at Cleveland (21-36), Nov. 23
Free Throws	37	vs. Atlanta (of 48), Feb. 13 (OT)
	36	at Sacramento (of 43), Dec. 20
Free Throw Att.	48	vs. Atlanta (made 37), Feb. 13 (OT)
	46	vs. L.A. Clippers (made 32), Oct. 27
Free Throw Pct.	1.000	(2) last at New York (8-8), Nov. 22
Off. Rebounds	19	vs. Chicago, Nov. 15
Def. Rebounds	48	vs. Chicago, Nov. 15
Total Rebounds	67	vs. Chicago, Nov. 15
Assists	36	(2), last at Golden State, Dec. 17
Personal Fouls	29	(2), last vs. Philadelphia, Mar. 9 (OT)
	28	(3) last at Sacramento, Dec. 20
Disqualifications	1	at Boston, Jan. 21 (OT)
Steals	14	(3) last vs. Detroit, Jan. 8 (2OT)
Turnovers	21	at Boston, Jan. 21 (OT)
	20	vs. Oklahoma City, Dec. 13
Blocked Shots	12	(2) last vs. Atlanta, Feb. 13
Points	137	at Cleveland, Nov. 23

## OPPONENT LOWS

Field Goals	28	vs. Cleveland (of 82), Jan. 11
Field Goal Att.	72	(2) last at Sacramento (made 40), Dec. 20
Field Goal Pct.	.337	vs. Toronto (32-95), Dec. 26
3-Point FGs	2	vs. Minnesota (of 10), March 25
3-Point FGAs	9	at Minnesota (made 4), April 3
3-Point FG Pct.	.337	vs. Toronto (32-95), Dec. 26
Free Throws	8	at New York (of 8), Nov. 22
Free Throw Att.	8	at New York (made 8), Nov. 22
Free Throw Pct.	.538	at L.A. Lakers (14-26), Jan. 11
Off. Rebounds	1	(2) last at L.A. Lakers, March 26
Def. Rebounds	21	vs. Minnesota, March 25
Total Rebounds	27	vs. Minnesota, March 25
Assists	11	(2) last vs. Oklahoma City, March 2
Personal Fouls	12	(2) last at Atlanta, March 18
Steals	2	vs. Utah, April 8
Turnovers	5	at New Orleans, March 14
Blocked Shots	1	at Oklahoma City, March 7
Points	81	at L.A. Lakers, March 26

## OPPONENT QUARTERS

	HIGHS	LOWS
1st Qtr.	46 at Cleveland, Nov. 23	14 at Memphis, Dec. 8
2nd Qtr.	38 vs. L.A. Lakers, Jan. 5	15 (2) last vs. San Antonio, April 10
1st Half	81 at Cleveland, Nov. 23	32 at L.A. Lakers, March 26
3rd Qtr.	41 vs. Golden State, Nov. 1	12 at L.A. Lakers, Jan. 10
4th Qtr.	43 vs. Boston, Feb. 9	11 vs. Minnesota, April 6
2nd Half	71 vs. Boston, Feb. 9	30 at L.A. Lakers, Jan. 10
OT	15 at Phoenix, Nov. 2	9 at Denver, Oct. 29

# ／ ALL-TIME RECORDS



# TRAIL BLAZERS INDIVIDUAL RECORDS

Minutes Played	Opponent	Date
Game.....61	Geoff Petrie.....Cleveland (4OT) ..	10/18/74
61	Brian Grant.....Phoenix (4OT) ....	11/14/97

## Points

Game.....59	Damian Lillard.....Utah.....	4/8/17
Half.....33	Damian Lillard.....Utah.....	4/8/17
Quarter.....26	Damian Lillard.....at Sacramento.....	1/7/14
26	Damian Lillard.....Utah.....	4/8/17
OT Period...12	Derek Anderson.....at Sacramento.....	1/20/04

## Field Goals Made

Game.....22	Andre Miller.....at Dallas (OT) .....	1/30/10
20	Geoff Petrie.....at Golden St.....	2/8/73
20	Geoff Petrie.....at Philadelphia.....	3/20/74
20	Lionel Hollins.....Boston.....	2/22/77
20	Clyde Drexler.....New York.....	1/22/89
20	Damon Stoudamire.....at New Orleans.....	1/14/05
Half.....14	Geoff Petrie.....at Philadelphia.....	3/20/74
14	Darius Miles.....at Denver.....	4/19/05
Quarter.....10	Darius Miles.....at Denver.....	4/19/05
10	LaMarcus Aldridge.....at Chicago.....	12/12/14

## Field Goals Attempted

Game.....40	Zach Randolph.....at Memphis.....	1/27/07
Half.....23	Geoff Petrie.....at Atlanta.....	11/15/73

## Three-Point Field Goals Made

Game.....9	Nicolas Batum.....Denver.....	2/4/12
9	Damian Lillard.....Golden State.....	2/19/16
9	Damian Lillard.....at Miami.....	3/19/17
9	Damian Lillard.....Utah.....	4/8/17
Half.....7	Wesley Matthews.....at Minnesota.....	1/7/11
7	Wesley Matthews.....at Sacramento.....	4/15/12
7	Damian Lillard.....at Minnesota.....	12/18/13
7	Damian Lillard.....Oklahoma City.....	1/10/16
7	Damian Lillard.....Golden State.....	2/19/16
Quarter.....6	Clifford Robinson.....Vancouver.....	3/28/97

## Three-Point Field Goals Attempted

Game.....21	Damon Stoudamire.....at Golden St.....	4/15/05
Half.....13	Damon Stoudamire.....at Golden St.....	4/15/05

## Three-Point Field Goal Percentage

Game.....1.000	Terry Porter (7-7).....at Golden St.....	11/14/92
----------------	--	----------

## Free Throws Made

Game.....19	Brandon Roy.....Phoenix.....	12/18/08
Half.....15	Steve Johnson.....at New Jersey.....	1/9/87
Quarter.....13	Steve Johnson.....at New Jersey (OT) ..	1/9/87
11	Cliff Robinson.....at Golden St.....	4/19/96
11	Steve Smith.....Milwaukee.....	1/5/01
11	LaMarcus Aldridge.....at Golden St.....	11/23/13

## Free Throws Attempted

Game.....22	Calvin Natt.....at Detroit.....	2/23/80
22	Kiki Vandeweghe.....Seattle.....	3/21/86
Half.....17	Steve Johnson.....at New Jersey.....	1/9/87
17	LaMarcus Aldridge.....at Golden St.....	11/23/13
Quarter.....14	Kiki Vandeweghe.....Utah.....	11/2/85
14	LaMarcus Aldridge.....at Golden St.....	11/23/13
14	LaMarcus Aldridge.....Denver.....	1/23/14

## Free Throw Percentage (min. 15 FT attempts)

Game.....1.000	Jim Barnett (16-16)....Atlanta.....	11/18/70
1.000	Travis Outlaw (16-16) ..Golden St.....	4/18/07

## Total Rebounds

Game.....27	Sidney Wicks.....at L.A. Lakers (2OT) ..	2/26/75
26	LeRoy Ellis.....Buffalo.....	10/27/70
26	Bill Walton.....at Golden St.....	12/30/77
26	Joel Przybilla.....at L.A. Clippers.....	3/22/08
Half.....16	LeRoy Ellis.....Philadelphia.....	2/20/71
16	Bill Walton.....at Golden St.....	1/24/78
Quarter...12	LeRoy Ellis.....at New York.....	12/8/70
12	LeRoy Ellis.....Philadelphia.....	2/20/71
12	Sidney Wicks.....at Detroit.....	12/8/73

## Offensive Rebounds

Game.....11	Sidney Wicks.....at L.A. Lakers (2OT) ..	2/26/75
11	John Johnson.....Atlanta.....	11/14/74
11	Steve Hawes.....Golden State.....	12/21/75
11	Kermit Washington.....Milwaukee.....	3/18/80
11	Sam Bowie.....at L.A. Lakers (OT) ..	4/7/85
11	Brian Grant.....Phoenix (4OT) ....	11/14/97
11	Dale Davis.....Milwaukee.....	11/30/01
11	Zach Randolph.....at Memphis.....	4/11/03
11	Greg Oden.....Miami.....	12/1/09

## Defensive Rebounds

Game.....22	Bill Walton.....at Golden St. (OT) .....	1/24/76
20	Bill Walton.....Golden St.....	10/25/74
20	Bill Walton.....Washington.....	1/27/76
20	Bill Walton.....at Golden St.....	12/30/77
20	LaMarcus Aldridge.....Houston.....	12/12/13

## Assists

Game.....20	Rod Strickland.....Phoenix.....	4/5/94
20	Rod Strickland.....at Houston.....	3/30/96
Half.....14	Steve Blake.....L.A. Clippers.....	2/22/09
Quarter...14	Steve Blake.....L.A. Clippers.....	2/22/09

## Steals

Game.....10	Larry Steele.....L.A. Lakers.....	11/16/74
10	Clyde Drexler.....at Milwaukee.....	1/10/86
10	Brandon Roy.....Washington.....	1/24/09
Half.....7	Larry Steele.....L.A. Lakers.....	11/16/74
7	Larry Steele.....New York.....	11/9/75
7	Clyde Drexler.....at Philadelphia.....	11/28/86
7	Clyde Drexler.....at Chicago.....	2/26/88

## Blocked Shots

Game.....9	Mychal Thompson.....at N.J. (OT) .....	2/20/81
9	Bill Walton.....at Golden St.....	10/22/74
9	Bill Walton.....at Denver.....	1/26/77
9	Theo Ratliff.....at Orlando (OT) ..	2/24/04
9	Theo Ratliff.....L.A. Clippers.....	11/5/04
9	Joel Przybilla.....at Seattle.....	4/2/06
Half.....8	Bill Walton.....at Denver.....	1/26/77

## Turnovers

Game.....12	Maurice Lucas.....at Kansas City.....	11/25/79
Half.....7	Tom Owens.....at Denver.....	11/22/78
7	Mychal Thompson.....at Denver.....	12/11/84
7	Steve Johnson.....Denver.....	1/3/87
7	Clyde Drexler.....Denver.....	1/3/87
7	Steve Johnson.....at San Antonio.....	3/15/87
7	Clyde Drexler.....Phoenix.....	1/22/91
7	Nicolas Batum.....Cleveland.....	1/16/13

*Bold indicates record set during 2016-17 season*

# TRAIL BLAZERS TEAM RECORDS

## Points

One game.....	156	Denver (156-116).....	11/22/83
	156	L.A. Clippers (156-121).....	2/1/86
One half.....	86	Golden State.....	1/5/86
1st quarter.....	49	San Antonio.....	11/25/90
2nd quarter.....	45	Capital.....	10/13/73
	45	at Denver.....	11/12/14
3rd quarter.....	45	Milwaukee.....	3/10/92
4th quarter.....	49	Boston.....	1/3/76
	49	at Denver.....	2/13/81
Overtime.....	22	Milwaukee.....	3/18/14

## Field Goals Made

One game.....	65	Denver.....	11/22/83
One half.....	38	Denver.....	11/13/90
One quarter.....	22	at Denver.....	2/13/81
	22	San Antonio.....	11/25/90

## Field Goals Attempted

One game.....	125	Atlanta.....	11/18/70
	125	at New York.....	12/8/70
	125	Atlanta.....	2/4/71
One half.....	69	at New York.....	12/8/70
One quarter.....	41	at L.A. Lakers.....	12/6/70

## Field Goal Percentage

One game.....	.697	L.A. Clippers (62-89).....	2/1/86
---------------	------	----------------------------	--------

## Three-Point Field Goals Made

One game.....	21	at Philadelphia.....	12/14/13
	21	Charlotte.....	1/2/14
One half.....	12	at Minnesota.....	12/18/13
	12	Charlotte.....	1/2/14
	12	Indiana.....	12/3/15
	12	Oklahoma City.....	1/10/16
	<b>12</b>	<b>at Milwaukee.....</b>	<b>12/7/16</b>

## Three-Point Field Goals Attempted

One game.....	46	at Dallas (OT).....	3/20/16
	43	at Golden State.....	1/11/13
	43	Philadelphia.....	12/26/14
One half.....	27	at Minnesota.....	12/18/13

## Free Throws Made

One game.....	53	New York.....	2/7/85
One half.....	33	at Seattle.....	3/27/91
One quarter.....	22	at Seattle.....	3/27/91

## Free Throws Attempted

One game.....	64	New York.....	2/7/85
One half.....	41	Seattle.....	3/5/77
One quarter.....	28	at New Orleans.....	11/16/76

## Free Throw Percentage

One game.....	1.000	at Indiana (30-30).....	11/30/86
	1.000	Washington (20-20).....	1/24/15

## Total Rebounds

One game.....	75	Cleveland (4OT).....	10/18/74
	71	San Diego.....	11/3/78
One half.....	41	at Kansas City.....	1/17/76
	41	San Diego.....	11/3/78
	41	Utah.....	2/5/82
One quarter.....	26	L.A. Lakers.....	2/19/72

## Offensive Rebounds

One game.....	33	New Orleans.....	1/8/78
---------------	----	------------------	--------

## Defensive Rebounds

One game.....	56	Cleveland (4OT).....	10/18/74
	53	Cleveland.....	11/19/77

## Assists

One game.....	49	Denver.....	11/13/90
One half.....	29	Denver.....	11/13/90
One quarter.....	18	San Antonio.....	11/25/90

## Personal Fouls

One game.....	44	Chicago (4OT).....	3/16/74
	42	at Atlanta.....	1/16/77
One half.....	27	at Atlanta.....	1/16/77
One quarter.....	18	at Atlanta.....	1/16/77

## Disqualifications

One game.....	4	at Atlanta.....	1/16/77
	4	at Indiana.....	12/6/78
	4	Denver.....	11/13/88

## Steals

One game.....	24	Golden State.....	3/17/84
One half.....	15	New Jersey.....	11/24/89
One quarter.....	9	New Jersey.....	11/24/89
	9	at San Antonio.....	3/22/90

## Turnovers

One game.....	40	at Phoenix.....	3/7/76
One half.....	24	at Houston.....	2/18/75

## Blocked Shots

One game.....	17	at New Orleans.....	1/19/79
One half.....	12	Detroit.....	1/6/80

## Margin of Victory

50 points.....	129-79	Cleveland.....	11/21/82
48 points.....	121-73	L.A. Clippers.....	12/14/94
47 points.....	133-86	New York.....	3/18/72
46 points.....	129-83	L.A. Lakers.....	1/9/95
45 points.....	132-87	Capital.....	10/13/73
45 points.....	136-91	Golden State.....	12/22/87
45 points.....	120-75	Dallas.....	11/17/97

## Overtime Margin of Victory

17 points.....	113-96	at Houston (OT).....	1/22/83
----------------	--------	----------------------	---------

## Highest Scores

Portland 156, Denver 116.....	11/22/83
Portland 156, L.A. Clippers 121.....	2/1/86
Portland 155, Chicago 156 (4OT).....	3/16/84
Portland 155, Denver 129.....	11/13/90
Portland 150, San Antonio 113.....	1/9/77

*Bold indicates record set during 2016-17 season*

## TRAIL BLAZERS ALL-TIME LOWS

### Points

One game.....	58	at Cleveland .....	1/22/01
One half.....	24	at Philadelphia .....	12/6/91
	24	at Cleveland .....	1/22/01
1st quarter.....	7	at L.A. Lakers .....	2/20/12
2nd quarter.....	7	at Philadelphia .....	12/6/91
3rd quarter.....	7	Oklahoma City .....	4/12/13
4th quarter.....	5	at New Jersey .....	3/15/06
Overtime.....	2	Houston.....	3/22/04

### Field Goals

Made.....	19	at New Jersey .....	11/9/04
Attempted.....	60	at New York.....	11/20/05
Percentage.....	244	at New Jersey .....	11/9/04

### Free Throws

Made.....	3	L.A. Clippers.....	1/1/06
	3	at Seattle.....	2/26/07
	3	at Minnesota.....	3/7/12
Attempted.....	4	at Cleveland.....	1/20/98
	4	at Seattle.....	2/26/07
	4	at Minnesota.....	3/7/12
Percentage.....	300	L.A. Clippers (3-10).....	1/1/06

### Three-Point Field Goals\*

Made.....	0	Toronto (most recently).....	12/10/12
Attempted.....	0	New York (most recently).....	12/6/87
Percentage.....	000	Toronto (most recently).....	12/10/12

### Rebounds

Offensive.....	2	vs. L.A. Lakers.....	2/6/10
	2	at San Antonio.....	1/16/15
Defensive.....	13	Denver.....	11/2/02
Total.....	22	at Boston.....	2/10/06

## TRAIL BLAZERS ROOKIE RECORDS

Points	Player	Avg/Opp.	Year/Date
Season.....	2031 Geoff Petrie.....	24.8 .....	1970-71
Game.....	46 Geoff Petrie.....	Seattle.....	3/19/71

### Field Goals Made

Season.....	784 Geoff Petrie.....	9.6 .....	1970-71
	784 Sidney Wicks.....	9.6 .....	1971-72
Game.....	18 Geoff Petrie.....	Seattle.....	2/12/71
	18 Geoff Petrie.....	at Philadelphia.....	2/23/71

### Field Goals Attempted

Season.....	1837 Sidney Wicks.....	22.4 .....	1971-72
Game.....	33 Sidney Wicks.....	at Golden St.....	3/16/72

### Free Throws Made

Season.....	463 Geoff Petrie.....	5.6 .....	1970-71
Game.....	18 Geoff Petrie.....	Seattle.....	3/19/71

### Free Throws Attempted

Season.....	621 Sidney Wicks.....	7.6 .....	1971-72
Game.....	21 Geoff Petrie.....	Seattle.....	3/19/71

### Three-Point Field Goals Made\*

Season.....	^185 Damian Lillard.....	2.3 .....	2012-13
Game.....	7 Damian Lillard.....	at Golden State.....	1/11/13

### Three-Point Field Goals Attempted\*

Season.....	^503 Damian Lillard.....	6.1 .....	2012-13
Game.....	12 Damian Lillard.....	at Golden State.....	1/11/13

### Assists

Season.....	555 Kelvin Ransey.....	6.9 .....	1980-81
Game.....	14 Bill Walton.....	Seattle.....	2/1/75
	14 Kelvin Ransey.....	at Denver.....	2/13/81

*Bold indicates record set during 2016-17 season*

### Miscellaneous

Assists.....	5	at Indiana .....	3/13/12
Personal Fouls.....	8	at Minnesota.....	3/11/08
Steals.....	0	at L.A. Lakers (most recently).....	4/11/10
Turnovers.....	3	Phoenix.....	2/22/91
		at New Jersey .....	2/23/10
		Utah.....	4/8/17

### Margin of Loss

65 points.....	59-124	at Indiana.....	2/27/98
56 points.....	74-130	at Chicago.....	2/20/76
52 points.....	104-156	at Baltimore.....	11/24/70
45 points.....	85-130	at Phoenix.....	12/6/06
<b>45 points.....</b>	<b>90-135</b>	<b>at Golden State.....</b>	<b>12/17/16</b>
42 points.....	79-121	at New York.....	3/14/12
40 points.....	103-143	at Washington.....	11/7/78
40 points.....	100-140	at Detroit.....	12/27/83

### Lowest Scores

Portland 58, Cleveland 84 .....	1/22/01
Portland 59, Indiana 124 .....	2/27/98
Portland 60, Philadelphia 88.....	3/6/03
Portland 60, New Jersey 64.....	11/9/04
Portland 63, New Orleans 99.....	2/13/13
Portland 65, New Jersey 78.....	3/15/06
Portland 65, San Antonio 72.....	4/6/08
Portland 66, San Antonio 78.....	4/12/04
Portland 66, Chicago 95.....	3/14/06

*\*Three-point field goals not kept as an official statistic until 1979-80.*

*Bold indicates record set during 2016-17 season*

### Total Rebounds

Season.....	967 Lloyd Neal.....	11.8 .....	1972-73
Game.....	25 Sidney Wicks.....	Golden State.....	1/28/72
	25 Bill Walton.....	Golden State.....	10/25/74

### Defensive Rebounds\*\*

Season.....	449 Sam Bowie.....	5.9 .....	1984-85
Game.....	20 Bill Walton.....	Golden State.....	10/25/74

### Offensive Rebounds\*\*

Season.....	207 Sam Bowie.....	2.7 .....	1984-85
Game.....	11 Sam Bowie.....	at L.A. Lakers (OT).....	4/7/85
	10 LaMarcus Aldridge.....	at Denver.....	3/13/07

### Steals

Season.....	153 Lafayette Lever.....	1.9 .....	1982-83
Game.....	7 T.R. Dunn.....	Golden State.....	2/3/78
	6 Brandon Roy.....	Cleveland.....	1/17/07

### Blocked Shots

Season.....	203 Sam Bowie.....	2.7 .....	1984-85
Game.....	9 Bill Walton.....	at Golden State.....	10/22/74

### Top 10 Rookie Season Scorers (Avg.)

	Year	G	Points	Avg.
1.	Geoff Petrie .....	1970-71	82	2031 24.8
2.	Sidney Wicks.....	1971-72	82	2009 24.5
3.	Calvin Nat.....	1979-80	25	511 20.4
4.	Damian Lillard.....	2012-13	82	1562 19.0
5.	Brandon Roy.....	2006-07	57	955 16.8
6.	Kelvin Ransey.....	1980-81	80	1217 15.2
7.	Mychal Thompson.....	1978-79	73	1074 14.7
8.	Arvydas Sabonis.....	1995-96	73	1058 14.5
9.	Lloyd Neal.....	1972-73	82	1097 13.4
10.	Ron Brewer.....	1978-79	81	1078 13.3

*^ NBA Record*

*\*Three-point field goals not kept as an official statistic until 1979-80.  
\*\*Offensive & defensive rebounds not kept as an official NBA statistic until 1973-74.*

# TRAIL BLAZERS TOP PERFORMANCES

## Points

59	<b>Damian Lillard</b> .....	<b>Utah</b> .....	<b>4/8/17</b>
54	Damon Stoudamire.....	at New Orleans.....	1/14/05
52	Brandon Roy.....	Phoenix.....	12/18/08
52	Andre Miller.....	at Dallas (OT).....	1/30/10
51	Geoff Petrie.....	at Houston.....	1/20/73
51	Geoff Petrie.....	Houston.....	3/16/73
51	Damian Lillard.....	Golden State.....	2/19/16
50	Clyde Drexler.....	Sacramento (2OT).....	1/6/89
50	Damian Lillard.....	at Toronto.....	3/4/16
49	<b>Damian Lillard</b> .....	<b>at Miami</b> .....	<b>3/19/17</b>
48	Kiki Vandeweghe.....	at Seattle.....	3/5/87
48	Clyde Drexler.....	New York.....	1/22/89
48	Clyde Drexler.....	San Antonio.....	11/24/91
47	Kiki Vandeweghe.....	at Kansas City.....	10/27/84
47	Darius Miles.....	at Denver.....	4/19/05
46	Geoff Petrie.....	Seattle.....	3/19/71
46	Maurice Lucas.....	at Boston.....	1/12/79
44	LaMarcus Aldridge.....	Denver.....	1/23/14
43	Geoff Petrie.....	Seattle.....	2/12/71
43	Geoff Petrie.....	at Philadelphia.....	2/23/71
43	Geoff Petrie.....	Seattle.....	11/22/73
43	Geoff Petrie.....	at Philadelphia.....	3/20/74
43	Lionel Hollins.....	Boston.....	2/22/77
43	Clyde Drexler.....	at Denver.....	2/20/88
43	Clyde Drexler.....	L.A. Lakers.....	4/21/89
43	Zach Randolph.....	Memphis.....	3/29/07
43	Damian Lillard.....	at San Antonio.....	12/19/14
43	<b>CJ McCollum</b> .....	<b>at Minnesota</b> .....	<b>1/1/17</b>

## Rebounds

27	Sidney Wicks.....	at L.A. Lakers (2OT).....	2/26/75
26	LeRoy Ellis.....	Buffalo.....	10/27/70
26	Bill Walton.....	at Golden State (OT).....	1/24/76
26	Bill Walton.....	L.A. Lakers (OT).....	12/18/76
26	Bill Walton.....	at Golden State.....	12/30/77
26	Joel Przybilla.....	at L.A. Clippers.....	3/22/08
25	LeRoy Ellis.....	at Milwaukee.....	11/29/70
25	Sidney Wicks.....	Golden State.....	1/28/72
25	Bill Walton.....	Golden State.....	10/25/74
25	LaMarcus Aldridge.....	Houston.....	12/12/13
24	Bill Walton.....	Cleveland (4OT).....	10/18/74
24	Brian Grant.....	Golden State.....	2/20/99
23	Sidney Wicks.....	Golden State.....	3/17/72
23	Lloyd Neal.....	at L.A. Lakers.....	10/28/73
23	LaMarcus Aldridge.....	at Toronto.....	1/20/12

## Assists

20	Rod Strickland.....	Phoenix.....	4/5/94
20	Rod Strickland.....	at Houston.....	3/30/96
19	Terry Porter.....	at Utah.....	4/14/88
18	Terry Porter.....	Sacramento.....	1/23/87
18	Terry Porter.....	at Orlando.....	12/4/89
18	Rod Strickland.....	at Phoenix (OT).....	2/15/95
18	Rod Strickland.....	at Boston.....	1/3/96
17	Rick Adelman.....	Cleveland.....	11/19/71
17	Terry Porter.....	Milwaukee.....	2/22/87
17	Terry Porter.....	at Dallas.....	11/14/87
17	Terry Porter.....	at Phoenix.....	12/18/87
17	Terry Porter.....	Sacramento (OT).....	1/6/89
17	Terry Porter.....	Golden State.....	12/1/89
17	Steve Blake.....	L.A. Clippers.....	2/22/09

## Field Goals Made

22	Andre Miller.....	at Dallas (OT).....	1/30/10
20	Geoff Petrie.....	at Golden State.....	2/8/73
20	Geoff Petrie.....	at Philadelphia.....	3/20/74
20	Lionel Hollins.....	Boston.....	2/22/77
20	Clyde Drexler.....	New York.....	1/22/89
20	Damon Stoudamire.....	at New Orleans.....	1/14/05
19	Nine players tied		

## Field Goals Attempted

40	Zach Randolph.....	at Memphis (2OT).....	1/27/07
37	Geoff Petrie.....	at Golden State.....	2/8/73
36	Isaiah Rider.....	Phoenix (4OT).....	11/14/97
35	Geoff Petrie.....	at Houston.....	1/20/73
35	Geoff Petrie.....	Atlanta.....	11/15/73
35	Geoff Petrie.....	Philadelphia.....	3/20/74
34	Geoff Petrie.....	Detroit.....	1/7/73
34	<b>Damian Lillard</b> .....	<b>Utah</b> .....	<b>4/8/17</b>

## Free Throws Made

19	Brandon Roy.....	Phoenix.....	12/18/08
18	Geoff Petrie.....	Seattle.....	3/19/71
18	Kiki Vandeweghe.....	Seattle.....	3/21/86
18	Travis Outlaw.....	at Utah.....	4/16/07
17	Stan McKenzie.....	Buffalo.....	10/27/70
17	Steve Johnson.....	at New Jersey (OT).....	1/9/87
16	Jim Barnett.....	Atlanta.....	11/18/70
16	Dave Twardzik.....	Seattle.....	3/5/77
16	Tom Owens.....	Seattle.....	1/2/79
16	Calvin Natt.....	at Detroit.....	2/23/80
16	Kiki Vandeweghe.....	Golden State.....	3/15/85
16	Steve Johnson.....	at Cleveland.....	11/26/86
16	Rod Strickland.....	Washington.....	3/21/95
16	Travis Outlaw.....	Golden State.....	4/18/07
16	Brandon Roy.....	Denver.....	10/29/09
16	LaMarcus Aldridge.....	at Golden State.....	11/23/13

## Free Throws Attempted

22	Calvin Natt.....	at Detroit.....	2/23/80
22	Kiki Vandeweghe.....	Seattle.....	3/21/86
21	Geoff Petrie.....	Seattle.....	3/19/71
21	Brandon Roy.....	Phoenix.....	12/18/08
20	Geoff Petrie.....	Buffalo (OT).....	3/25/73
20	Mychal Thompson.....	San Antonio.....	2/1/85
20	Zach Randolph.....	at Cleveland.....	11/15/06
20	Travis Outlaw.....	at Utah.....	4/16/07

## Steals

10	Larry Steele.....	L.A. Lakers.....	11/16/84
10	Clyde Drexler.....	at Milwaukee.....	1/10/86
10	Brandon Roy.....	Washington.....	1/24/09
9	Larry Steele.....	L.A. Lakers.....	3/6/74
9	Larry Steele.....	Phoenix.....	3/7/75
9	Larry Steele.....	Detroit.....	3/14/76

## Blocked Shots

9	Mychal Thompson.....	at New Jersey (OT).....	2/20/81
9	Bill Walton.....	at Golden State.....	10/22/74
9	Bill Walton.....	at Denver.....	1/26/77
9	Theo Ratliff.....	at Orlando (OT).....	2/24/04
9	Theo Ratliff.....	L.A. Clippers.....	11/5/04
9	Joel Przybilla.....	at Seattle.....	4/2/06
8	Lloyd Neal.....	at Buffalo.....	11/22/75
8	Bill Walton.....	Buffalo.....	10/25/77
8	Sam Bowie.....	at San Antonio.....	1/11/85
8	Kelvin Cato.....	Utah.....	12/5/98
8	Theo Ratliff.....	Sacramento.....	3/12/04
8	Theo Ratliff.....	Golden State.....	4/7/04
8	Theo Ratliff.....	at Memphis.....	2/11/05
8	Joel Przybilla.....	at Sacramento.....	3/22/05
8	Joel Przybilla.....	at San Antonio.....	4/12/05

*Bold indicates record set during 2016-17 season*

## GAME RECORDS - TWO TEAMS

Points	Opponent	Date
One game ..... 311	Chicago, 156-155 (4OT) .....	3/16/84
305	at Denver, 162-143 .....	2/13/81
One half ..... 163	at Denver .....	2/13/81
1st quarter ..... 83	at Denver .....	3/24/90
2nd quarter ..... 80	Denver .....	3/4/83
3rd quarter ..... 83	L.A. Clippers .....	2/1/86
4th quarter ..... 91	at Denver .....	2/13/81
91	at San Diego .....	3/29/81
Overtime ..... 35	Dallas .....	12/1/15

### Field Goals Made

One game ..... 126	at L.A. Lakers .....	1/30/72
One half ..... 65	at L.A. Lakers .....	1/30/72
65	Denver .....	11/13/90
One quarter ..... 37	at L.A. Lakers .....	1/30/72

### Field Goals Attempted

One game ..... 248	Cleveland (4OT) .....	10/18/74
239	at New York .....	12/8/70
One half ..... 127	Boston at Philadelphia .....	1/5/71
One quarter ..... 70	at New York .....	12/8/70

### Three-Point Field Goals Made

One game ..... 37	at Golden State .....	3/11/16
One half ..... 24	at Golden State .....	3/11/16

### Three-Point Field Goals Attempted

One game ..... 74	at Houston (OT) .....	11/18/15
One half ..... 44	at Golden State .....	3/11/16

### Free Throws Made

One game ..... 87	Philadelphia .....	1/1/88
One half ..... 53	Philadelphia .....	11/9/86
One quarter ..... 37	Seattle .....	3/5/77
37	Denver .....	2/10/84

### Free Throws Attempted

One game ..... 103	Philadelphia .....	1/1/88
One half ..... 64	at Atlanta .....	12/8/89
One quarter ..... 49	Denver .....	2/10/84

*Bold indicates record set during 2016-17 season*

Rebounds	Opponent	Date
One game ..... 142	Cleveland (4OT) .....	10/18/74
136	at San Francisco .....	10/24/70
136	Boston at Philadelphia .....	1/5/71
One half ..... 78	Boston at Philadelphia .....	1/5/71
One quarter ..... 46	L.A. Lakers .....	2/9/72

### Offensive Rebounds

One game ..... 50	at Phoenix (3OT) .....	11/1/84
48	at Detroit .....	12/8/73
48	at K.C.-Omaha .....	1/13/74
48	New Orleans .....	1/8/78

### Defensive Rebounds

One game ..... 106	Cleveland (4OT) .....	10/18/74
93	at L.A. Clippers .....	3/4/15

### Assists

One game ..... 84	Denver .....	11/13/90
One half ..... 47	Atlanta .....	11/18/70
One quarter ..... 26	Denver .....	1/26/87

### Personal Fouls

One game ..... 87	Chicago (4OT) .....	3/16/84
79	at Atlanta .....	1/16/77
One half ..... 48	at Atlanta .....	1/16/77
One quarter ..... 31	at New Orleans .....	11/16/76
31	Denver .....	2/10/84

### Steals

One game ..... 35	Detroit .....	4/5/77
35	Golden State .....	3/17/84
One half ..... 26	K.C.-Omaha .....	1/8/74

### Blocked Shots

One game ..... 31	at Toronto .....	12/28/97
One half ..... 18	at Toronto .....	12/28/97

### Turnovers

One game ..... 70	New Orleans .....	11/30/74
One half ..... 38	New Orleans .....	11/30/74
38	at Phoenix .....	3/7/76
38	at San Antonio .....	11/13/76

### Disqualifications

One game ..... 7	Chicago (4OT) .....	3/16/84
7	at Atlanta .....	1/16/77

## OPPONENT INDIVIDUAL GAME HIGHS

Points	Player	Team	Date
Game.....65	Kobe Bryant.....	at L.A. Lakers (OT) ..	3/16/07
Half.....64	Rick Barry.....	at Golden State .....	3/26/74
Half.....45	Rick Barry.....	at Golden State .....	3/26/74
OT Period.....11	Terry Tyler.....	at Detroit.....	11/26/82

### Field Goals Made

Game.....30	Rick Barry.....	at Golden State .....	3/26/74
Half.....21	Rick Barry.....	at Golden State .....	3/26/74

### Field Goals Attempted

Game.....45	Rick Barry.....	at Golden State .....	3/26/74
Half.....29	Rick Barry.....	at Golden State .....	3/26/74

### Three-Point Field Goals Made

Game.....11	Kyrie Irving.....	at Cleveland.....	1/28/15
Half.....8	Tim Thomas .....	Milwaukee .....	1/5/01

### Three-Point Field Goals Attempted

Game.....19	Kyrie Irving.....	at Cleveland.....	1/28/15
Half.....13	J.R. Smith .....	at New York.....	3/14/12

### Free Throws Made

Game.....24	DeMar DeRozan..	at Toronto.....	3/4/16
Half.....15	Nate Archibald....	at K.C.-Omaha.....	1/21/75

### Free Throws Attempted

Game.....34	DeAndre Jordan ..	at L.A. Clippers....	11/30/15
Half.....26	DeAndre Jordan ..	at L.A. Clippers....	11/30/15

### Free Throw Percentage

Game.....1.000	Rick Barry (18-18) .....	at G.S.....	12/26/74
1.000	Bob McAdoo (18-18) ....	Buffalo.....	11/29/75
1.000	Kobe Bryant (18-18) ....	L.A. Lakers...	4/10/13

### Rebounds

Game.....31	Wilt Chamberlain.....	L.A. Lakers.....	2/17/73
Half.....20	Wilt Chamberlain.....	L.A. Lakers.....	2/17/73

### Offensive Rebounds

Game.....13	Larry Smith.....	at Golden State .....	2/4/81
13	Moses Malone.....	at Houston .....	1/14/82

### Defensive Rebounds

Game.....24	Bob McAdoo.....	at Buffalo .....	3/10/74
-------------	-----------------	------------------	---------

### Assists

Game.....26	John Stockton.....	at Utah.....	4/14/88
Half.....15	Bob Washington.....	at Cleveland.....	11/7/71
15	Ernie DiGregorio .....	Buffalo .....	1/1/74

### Steals

Game.....9	Darwin Cook.....	at New Jersey (OT) ..	12/3/83
8	Eight players tied		

### Blocked Shots

Game.....17	Elmore Smith.....	at L.A. Lakers.....	10/28/73
Half.....11	Elmore Smith.....	at L.A. Lakers.....	10/28/73

### Turnovers

Game.....11	Bob Lanier.....	Detroit.....	10/31/78
11	Magic Johnson.....	L.A. Lakers.....	10/21/80
11	Kevin Edwards.....	Miami.....	1/3/89
Half.....8	Carey Scurry .....	Utah.....	11/2/85

*Bold indicates record set during 2016-17 season*



## OPPONENT TEAM GAME HIGHS

Points	Opponent	Date
One game.....162	at Denver (143-162).....	2/13/81
One half.....86	at Denver.....	11/20/86
1st quarter.....46	Atlanta.....	11/18/70
<b>46</b>	<b>at Cleveland.....</b>	<b>11/23/16</b>
2nd quarter.....44	at Sacramento.....	2/11/88
3rd quarter.....47	at Phoenix.....	4/21/91
4th quarter.....50	at Golden State.....	3/21/89
Overtime.....20	Seattle.....	2/13/72
	20 at Vancouver.....	4/10/98

### Field Goals Made

One game.....67	at L.A. Lakers.....	1/30/72
One half.....37	at Golden State.....	3/26/74

### Field Goals Attempted

One game.....125	Cleveland (40T).....	10/18/74
	121 at Golden State.....	3/26/74

### Field Goal Percentage

One game......667	Houston (50-75).....	4/5/84
-------------------	----------------------	--------

### Three-Point Field Goals Made

<b>One game.....21</b>	<b>at Cleveland.....</b>	<b>11/23/16</b>
<b>One half.....16</b>	<b>at Cleveland.....</b>	<b>11/23/16</b>

### Three-Point Field Goals Attempted

<b>One game.....44</b>	<b>at Houston (OT).....</b>	<b>11/18/15</b>
<b>One half.....25</b>	<b>at Golden State.....</b>	<b>3/11/16</b>

### Free Throws Made

One game.....49	at Golden State.....	1/31/90
-----------------	----------------------	---------

### Free Throws Attempted

One game.....63	at Utah.....	11/17/88
-----------------	--------------	----------

### Free Throw Percentage

One game.....1.000	Utah (39-39).....	12/7/82
--------------------	-------------------	---------

Rebounds	Opponent	Date
One game.....78	at San Francisco.....	10/24/70
	78 Boston (in Philadelphia).....	1/5/71
One half.....43	at Houston.....	11/4/71

### Offensive Rebounds

One game.....32	at Sacramento.....	1/25/86
-----------------	--------------------	---------

### Defensive Rebounds

One game.....50	Cleveland (40T).....	10/18/74
<b>48</b>	<b>Chicago.....</b>	<b>11/15/16</b>

### Assists

One game.....48	at Milwaukee.....	11/21/78
-----------------	-------------------	----------

### Personal Fouls

One game.....43	Chicago (40T).....	3/16/84
	41 Golden State.....	11/11/84
	41 Utah.....	11/2/85

### Steals

One game.....23	Philadelphia.....	3/1/77
-----------------	-------------------	--------

### Blocked Shots

One game.....19	at L.A. Lakers.....	10/28/73
-----------------	---------------------	----------

### Turnovers

One game.....40	Boston (at Philadelphia).....	1/5/71
-----------------	-------------------------------	--------

### Disqualifications

One game.....5	Chicago (40T).....	3/16/84
	3 10 teams, last at Memphis.....	1/27/07

### Highest Scores

at Denver 162, Portland 143.....	2/13/81
at Phoenix 160, Portland 128.....	3/21/72
at Baltimore 156, Portland 104.....	11/24/70
Chicago 156, Portland 152 (40T).....	3/16/84

*Bold indicates record set during 2016-17 season*

## OPPONENT TEAM GAME LOWS

Points	Opponent	Date
One game.....63	Denver (107-63).....	4/16/97
	63 at Chicago (88-63).....	1/3/00
One half.....22	Denver.....	4/16/97
	22 Miami.....	12/6/03
1st quarter.....8	Sacramento.....	3/18/97
	8 Denver.....	4/16/97
	8 at New Jersey.....	11/18/06
2nd quarter.....7	Golden State.....	1/1/83
3rd quarter.....5	New York.....	2/26/97
4th quarter.....9	at Golden State.....	4/6/79
	9 San Antonio.....	1/29/00
	9 Philadelphia.....	12/30/07
	9 at Golden State.....	3/11/10
Overtime.....0	Indiana (most recently).....	3/10/96

### Field Goals Made

One game.....20	Denver.....	11/23/96
-----------------	-------------	----------

### Field Goals Attempted

One game.....59	Indiana.....	11/27/94
	59 at Charlotte.....	2/26/99
	59 San Antonio.....	4/12/04
	59 at New Jersey.....	11/28/10
	59 Cleveland.....	3/17/11

### Field Goal Percentage

One game......267	Cleveland (27-101).....	11/19/77
-------------------	-------------------------	----------

### Free Throws Made

One game.....2	at Minnesota.....	2/7/96
----------------	-------------------	--------

### Free Throws Attempted

One game.....5	at Minnesota.....	2/7/96
----------------	-------------------	--------

### Free Throw Percentage

One game......214	at Houston (3-14).....	2/22/83
-------------------	------------------------	---------

### Offensive Rebounds

One game.....1	at Denver.....	12/5/96
	1 Miami.....	1/18/01
<b>1</b>	<b>at New Orleans.....</b>	<b>11/18/16</b>
<b>1</b>	<b>at L.A. Lakers.....</b>	<b>3/26/17</b>

### Defensive Rebounds

One game.....14	L.A. Clippers.....	3/15/98
-----------------	--------------------	---------

### Total Rebounds

One game.....22	Minnesota.....	4/25/99
-----------------	----------------	---------

### Miscellaneous

Assists.....6	at Oklahoma City.....	11/1/09
	6 Cleveland.....	3/17/11
Personal Fouls.....8	at Detroit.....	12/9/14
Steals.....0	at Sacramento.....	4/23/88
Turnovers.....^2	at Cleveland (OT).....	3/19/09

### Lowest Scores

Denver 63, Portland 107.....	4/16/97
Chicago 63, Portland 88.....	1/3/00
Cleveland 64, Portland 96.....	1/13/02
New Jersey 64, Portland 60.....	11/9/04
Denver 65, Portland 105.....	1/23/96
Sacramento 66, Portland 92.....	4/14/98
Houston 66, Portland 81.....	4/8/03

*Bold indicates record set during 2016-17 season*

<sup>^</sup>Ties NBA Record

## OPPONENT TOP PERFORMANCES

### Points

65	Kobe Bryant	.....at L.A. Lakers (OT) ....	3/16/07
64	Rick Barry	.....at Golden State.....	3/26/74
<b>58</b>	<b>Russell Westbrook</b>	<b>.....at Oklahoma City .....</b>	<b>3/7/17</b>
55	Nate Archibald	.....at Cincinnati.....	2/23/72
55	Kyrie Irving	.....at Cleveland.....	1/28/15
<b>55</b>	<b>DeMarcus Cousins</b>	<b>.....at Sacramento.....</b>	<b>12/20/16</b>
53	Phil Chenier	.....at Baltimore.....	12/6/72
53	Michael Jordan	.....at Chicago.....	1/8/87
52	Michael Jordan	.....at Chicago.....	2/26/88
50	Lew Alcindor	.....at Milwaukee.....	1/19/75
50	Amar'e Stoudemire	.....at Phoenix.....	1/7/05
50	Kobe Bryant	.....at L.A. Lakers.....	4/14/06
49	Lou Hudson	.....Atlanta.....	11/18/70
49	Lew Alcindor	.....Milwaukee.....	10/18/72
49	Gail Goodrich	.....at L.A. Lakers.....	10/28/73
49	Moses Malone	.....at Houston.....	3/13/82
49	Larry Bird	.....at Boston (2OT) .....	3/15/92

### Rebounds

31	Wilt Chamberlain	.....L.A. Lakers.....	2/17/73
29	Wes Unseld	.....Baltimore.....	1/11/72
28	Jerry Lucas	.....at San Francisco.....	10/24/70
28	Bob McAdoo	.....at Buffalo.....	3/10/74
27	Billy Cunningham	.....Philadelphia (OT).....	12/20/70
27	Wilt Chamberlain	.....at L.A. Lakers.....	1/31/71
27	Wilt Chamberlain	.....at L.A. Lakers.....	12/5/71
27	James Donaldson	.....at Dallas (3OT) .....	12/29/89
27	Andre Drummond	.....Detroit.....	11/8/15
26	Willis Reed	.....New York.....	11/8/70
26	Lew Alcindor	.....Milwaukee.....	11/22/70
26	LeRoy Ellis	.....at Philadelphia.....	10/24/73
26	Reggie Evans	.....Brooklyn.....	3/27/13

### Assists

26	John Stockton	.....at Utah.....	4/14/88
25	Ernie DiGregorio	.....Buffalo.....	1/1/74
22	Magic Johnson	.....at L.A. Lakers (OT) ....	11/6/90
21	Larry Siegfried	.....San Diego.....	11/16/70
21	John Stockton	.....at Utah.....	3/1/90
20	Bob Washington	.....at Cleveland.....	11/7/71
20	Gary Grant	.....at L.A. Clippers.....	4/6/89
20	Kevin Johnson	.....at Phoenix.....	3/31/92
20	Scott Skiles	.....at Orlando.....	12/1/93
19	Lenny Wilkens	.....at Seattle.....	10/23/70
19	Nate McMillan	.....Seattle.....	2/18/89
19	Chris Paul	.....L.A. Clippers.....	1/6/16

### Field Goals Made

30	Rick Barry	.....at Golden State.....	3/26/74
23	Kobe Bryant	.....at L.A. Lakers (OT) ....	3/16/07
22	Lou Hudson	.....Atlanta.....	11/18/70
22	Phil Chenier	.....at Baltimore.....	12/6/72
21	Lew Alcindor	.....at Milwaukee.....	12/20/72
21	Larry Bird	.....Boston (OT) .....	2/14/86
21	Michael Jordan	.....at Chicago.....	2/26/88
21	Karl Malone	.....at Utah.....	12/26/95
<b>21</b>	<b>Russell Westbrook</b>	<b>.....at Oklahoma City .....</b>	<b>3/7/17</b>

*Bold indicates record set during 2016-17 season*

### Field Goals Attempted

45	Rick Barry	.....at Golden State.....	3/26/74
39	Rick Barry	.....Golden State.....	11/3/74
39	Michael Jordan	.....Chicago.....	11/29/91
39	Kobe Bryant	.....at L.A. Lakers (OT) ....	3/16/07
<b>39</b>	<b>Russell Westbrook</b>	<b>.....at Oklahoma City .....</b>	<b>3/7/17</b>
38	Lew Alcindor	.....Milwaukee.....	10/17/72
38	Bob Love	.....Chicago.....	11/14/75
37	Alex English	.....at Denver.....	11/8/84
37	Chris Webber	.....at Sacramento.....	2/20/00
37	Kobe Bryant	.....L.A. Lakers.....	1/8/10

### Free Throws Made

24	DeMar DeRozan	.....at Toronto.....	3/4/16
23	Nate Archibald	.....at K.C.-Omaha.....	1/21/75
19	Moses Malone	.....at Atlanta.....	12/8/89
19	James Harden	.....at Houston.....	2/8/15
19	James Harden	.....at Houston.....	11/18/15
18	Walt Bellamy	.....Atlanta.....	2/4/71
18	Rick Barry	.....at Golden State.....	12/26/74
18	Bob McAdoo	.....Buffalo.....	11/29/75
18	John Drew	.....at Atlanta.....	1/11/76
18	Michael Jordan	.....Chicago.....	3/22/87
18	Charles Barkley	.....at Philadelphia.....	12/9/87
18	David Robinson	.....at San Antonio.....	11/23/94
18	Derrick Coleman	.....at New Jersey.....	3/30/95
18	Carmelo Anthony	.....Denver.....	10/29/09
18	Kobe Bryant	.....L.A. Lakers.....	4/10/13

### Free Throws Attempted

34	DeAndre Jordan	.....at L.A. Clippers.....	11/30/15
25	Nate Archibald	.....at K.C.-Omaha.....	1/21/75
25	DeMar DeRozan	.....at Toronto.....	3/4/16
23	James Harden	.....at Houston.....	2/8/15
22	Dave Bing	.....Detroit.....	1/15/73
22	Moses Malone	.....at Atlanta.....	12/8/89
22	David Robinson	.....at San Antonio.....	11/23/94
21	Nine players tied		

### Steals

9	Darwin Cook	.....at New Jersey (OT) ...	12/3/83
8	Sam Lacey	.....at K.C.-Omaha.....	2/5/75
8	Henry Bibby	.....Philadelphia.....	3/1/77
8	Randy Smith	.....Buffalo.....	12/13/77
8	Ed Jordan	.....New Jersey.....	3/17/79
8	M. R. Richardson	.....at New Jersey.....	3/13/83
8	Doc Rivers	.....at Atlanta.....	12/4/85
8	Winston Garland	.....at Golden State.....	4/20/88
8	John Stockton	.....Utah.....	3/2/99
8	Ty Lawson	.....Denver.....	12/29/11

### Blocked Shots

17	Elmore Smith	.....at L.A. Lakers.....	10/28/73
14	Mark Eaton	.....at Utah.....	1/18/85
13	Mark Eaton	.....at Utah.....	2/18/83
13	Manute Bol	.....at Golden State.....	3/21/89
13	Shawn Bradley	.....at Dallas.....	11/8/98
12	Wayne Rollins	.....at Atlanta.....	2/21/79
12	Mark Eaton	.....at Utah.....	11/1/86

# YEARLY LEADERS

## MINUTES PLAYED

	GP	Min.	Avg.
70-71 Petrie.....	82	3032	37.0
71-72 Wicks.....	80	*3245	*39.6
72-73 Wicks.....	80	3152	39.4
73-74 Wicks.....	75	2853	38.0
74-75 Wicks.....	82	3162	38.6
75-76 Wicks.....	79	3044	38.4
76-77 Lucas.....	79	2893	36.2
77-78 Hollins.....	81	2743	33.8
78-79 Owens.....	82	2791	34.0
79-80 R. Brewer.....	82	2815	34.3
80-81 M. Thompson.....	79	2790	35.3
81-82 M. Thompson.....	79	3129	*39.6
82-83 M. Thompson.....	80	3017	37.7
83-84 Paxson.....	81	2686	33.2
84-85 M. Thompson.....	79	2616	33.1
85-86 Vandeweghe.....	79	2731	35.3
86-87 Drexler.....	82	3114	38.0
87-88 Porter.....	81	3060	37.8
88-89 R. Brewer.....	81	3102	38.3
89-90 Kersey.....	82	2843	34.7
90-91 Drexler.....	82	2852	34.8
91-92 Porter.....	82	2784	34.0
92-93 Porter.....	81	2883	35.6
93-94 Strickland.....	82	2889	35.2
94-95 C. Robinson.....	75	2725	36.3
95-96 C. Robinson.....	78	2820	36.2
96-97 R. Wallace.....	81	3077	38.0
97-98 R. Wallace.....	77	2896	37.6
98-99 Stoudamire.....	50	1673	33.4
99-00 R. Wallace.....	81	2845	35.1
00-01 R. Wallace.....	77	2940	38.2
01-02 R. Wallace.....	79	2963	37.5
02-03 R. Wallace.....	74	2684	36.3
03-04 Stoudamire.....	82	3118	38.0
04-05 Stoudamire.....	81	2762	34.1
05-06 Randolph.....	74	2455	34.4
06-07 Randolph.....	68	2425	35.7
07-08 Roy.....	74	2792	37.7
08-09 Roy.....	78	2903	37.2
09-10 Aldridge.....	78	2922	37.5
10-11 Aldridge.....	81	3211	*39.6
11-12 Aldridge.....	55	1994	36.3
12-13 Lillard.....	82	3187	38.6
13-14 Aldridge.....	82	2499	30.7
14-15 Lillard.....	82	2925	35.7
15-16 Lillard.....	75	2617	34.9
16-17 McCollum.....	80	2796	35.0

## SCORING

	GP	Points	Avg.
70-71 Petrie.....	82	2031	24.8
71-72 Wicks.....	82	2009	24.5
72-73 Petrie.....	79	1970	24.9
73-74 Petrie.....	73	1771	24.3
74-75 Wicks.....	82	1778	21.9
75-76 Wicks.....	79	1509	19.1
76-77 Lucas.....	79	1599	20.2
77-78 Hollins.....	81	1285	15.9
78-79 Owens.....	82	1520	18.5
79-80 R. Brewer.....	82	1286	15.7
80-81 Paxson.....	79	1354	17.1
81-82 M. Thompson.....	79	1642	20.8
82-83 Paxson.....	81	1756	21.7
83-84 Paxson.....	81	1722	21.3
84-85 Vandeweghe.....	72	1616	22.4
85-86 Vandeweghe.....	79	1922	24.8
86-87 Vandeweghe.....	79	2122	26.9
87-88 Drexler.....	81	*2185	*27.0
88-89 Drexler.....	78	2123	*27.2
89-90 Drexler.....	73	1703	23.3
90-91 Drexler.....	82	1767	21.5
91-92 Drexler.....	76	1903	25.0
92-93 C. Robinson.....	82	1570	19.1
93-94 C. Robinson.....	82	1647	20.1
94-95 C. Robinson.....	75	1801	21.3
95-96 C. Robinson.....	78	1844	21.1
96-97 K. Anderson.....	82	1436	17.5
97-98 Rider.....	74	1458	19.7
98-99 Rider.....	47	651	13.9
99-00 R. Wallace.....	81	1325	16.4
00-01 R. Wallace.....	77	1477	19.2
01-02 R. Wallace.....	79	1521	19.3
02-03 R. Wallace.....	74	1340	18.1
03-04 Randolph.....	81	1626	20.1
04-05 Randolph.....	46	871	18.9
05-06 Randolph.....	74	1393	18.0
06-07 Randolph.....	68	1808	23.6
07-08 Roy.....	74	1416	19.1
08-09 Roy.....	78	1765	22.6
09-10 Roy.....	65	1398	21.5
10-11 Aldridge.....	81	1769	21.8
11-12 Aldridge.....	55	1191	21.7
12-13 Aldridge.....	74	1560	21.1
13-14 Aldridge.....	69	1803	23.2
14-15 Aldridge.....	71	1681	23.4
15-16 Lillard.....	75	1879	25.1
16-17 Lillard.....	75	2024	27.0

## FIELD GOALS MADE

	GP	FGM	Avg.
70-71 Petrie.....	82	784	9.6
71-72 Wicks.....	82	784	9.6
72-73 Petrie.....	79	836	*10.6
73-74 Petrie.....	73	740	10.1
74-75 Wicks.....	82	692	8.4
75-76 Wicks.....	79	580	7.3
76-77 Lucas.....	79	632	8.0
77-78 Hollins.....	81	531	6.6
78-79 Owens.....	82	600	7.3
79-80 R. Brewer.....	82	548	6.7
80-81 Paxson.....	79	585	7.4
81-82 M. Thompson.....	79	681	8.6
82-83 Paxson.....	81	682	8.4
83-84 Paxson.....	81	680	8.4
84-85 Vandeweghe.....	72	618	8.6
85-86 Vandeweghe.....	79	719	9.1
86-87 Vandeweghe.....	79	808	10.2
87-88 Drexler.....	81	*849	*10.5
88-89 Drexler.....	78	829	*10.6
89-90 Drexler.....	73	670	9.2
90-91 Drexler.....	82	645	7.9
91-92 Drexler.....	76	694	9.1
92-93 C. Robinson.....	82	632	7.7
93-94 C. Robinson.....	82	641	7.8
94-95 C. Robinson.....	75	597	8.0
95-96 C. Robinson.....	78	553	7.1
96-97 K. Anderson.....	82	485	5.9
97-98 Rider.....	74	441	7.4
98-99 Rider.....	47	249	5.2
99-00 R. Wallace.....	81	542	6.7
00-01 R. Wallace.....	77	590	7.6
01-02 R. Wallace.....	79	603	7.6
02-03 R. Wallace.....	74	515	7.0
03-04 Randolph.....	81	633	8.2
04-05 Randolph.....	46	332	7.2
05-06 Randolph.....	74	536	7.3
06-07 Randolph.....	68	600	8.8
07-08 Roy.....	74	561	7.4
08-09 Roy.....	78	633	8.1
09-10 Roy.....	65	491	7.6
10-11 Aldridge.....	81	707	8.7
11-12 Aldridge.....	55	483	8.8
12-13 Aldridge.....	74	638	8.6
13-14 Aldridge.....	69	652	9.5
14-15 Aldridge.....	71	659	9.3
15-16 Lillard.....	75	618	8.2
16-17 McCollum.....	80	692	8.7

## FIELD GOAL ATTEMPTS

	GP	FGA	Avg.
70-71 Petrie.....	82	1770	21.6
71-72 Wicks.....	82	*1837	*22.4
72-73 Petrie.....	79	1801	*22.8
73-74 Petrie.....	73	1537	21.1
74-75 Wicks.....	82	1391	17.0
75-76 Wicks.....	79	1201	15.2
76-77 Lucas.....	79	1357	16.1
77-78 Hollins.....	81	1202	14.8
78-79 Owens.....	82	1208	15.7
79-80 R. Brewer.....	82	1182	14.4
80-81 Paxson.....	80	1162	14.5
81-82 M. Thompson.....	79	1303	16.5
82-83 Paxson.....	81	1323	16.3
83-84 Paxson.....	81	1322	16.3
84-85 Drexler.....	80	1161	14.5
85-86 Vandeweghe.....	79	1332	16.9
86-87 Vandeweghe.....	79	1545	19.6
87-88 Drexler.....	81	1679	20.7
88-89 Drexler.....	78	1672	21.4
89-90 Drexler.....	73	1357	18.6
90-91 Drexler.....	82	1338	16.3
91-92 Drexler.....	76	1476	19.4
92-93 C. Robinson.....	82	1336	16.3
93-94 C. Robinson.....	82	1404	17.1
94-95 C. Robinson.....	75	1320	17.6
95-96 C. Robinson.....	78	1306	16.7
96-97 K. Anderson.....	82	1137	13.9
97-98 Rider.....	74	1302	17.6
98-99 Stoudamire.....	50	629	12.5
99-00 R. Wallace.....	81	1045	13.0
00-01 R. Wallace.....	77	1178	15.3
01-02 R. Wallace.....	79	1287	16.2
02-03 R. Wallace.....	74	1094	14.8
03-04 Randolph.....	81	1358	16.9
04-05 Randolph.....	46	741	16.1
05-06 Randolph.....	74	1209	16.3
06-07 Randolph.....	68	1268	18.9
07-08 Roy.....	74	1170	15.8
08-09 Roy.....	78	1318	16.9
09-10 Roy.....	65	1038	16.0
10-11 Aldridge.....	81	1415	17.5
11-12 Aldridge.....	55	943	17.1
12-13 Aldridge.....	74	1318	17.8
13-14 Aldridge.....	69	1423	20.6
14-15 Aldridge.....	71	1415	19.9
15-16 Lillard.....	75	1474	19.7
16-17 Lillard.....	75	1488	19.8

## FG PERCENTAGE

(Minimum 250 made)

	FGM	FGA	Pct.
70-71 Schluter.....	257	527	.488
71-72 Schluter.....	353	672	.525
72-73 Q. Johnson.....	308	620	.497
73-74 Petrie.....	740	1537	.481
74-75 Steele.....	265	484	.548
75-76 Steele.....	322	651	.495
76-77 Wardzicki.....	263	430	.612
77-78 Gross.....	381	720	.529
78-79 Owens.....	600	1095	.548
79-80 Washington.....	421	761	.553
80-81 Washington.....	325	571	.569
81-82 Natl.....	515	894	.576
82-83 Natl.....	644	1187	.543
83-84 Natl.....	500	857	.583
84-85 Bowie.....	299	557	.537
85-86 Kersey.....	258	470	.549
86-87 S. Johnson.....	494	889	.556
87-88 S. Johnson.....	498	899	.554
88-89 S. Johnson.....	296	565	.524
89-90 B. Williams.....	413	754	.548
90-91 B. Williams.....	358	595	.602
91-92 B. Williams.....	413	754	.548
92-93 B. Williams.....	358	595	.602
93-94 B. Williams.....	340	563	.604
94-95 B. Williams.....	291	524	.555
95-96 B. Williams.....	309	604	.512
96-96 Sabonis.....	384	723	.545
96-97 R. Wallace.....	380	681	.558
97-98 R. Wallace.....	466	875	.533
98-99 R. Wallace.....	242	476	*.508
99-00 R. Wallace.....	542	1045	.519
00-01 Wells.....	387	726	.533
01-02 Patterson.....	319	619	.515
02-03 D. Davis.....	237	438	.541
03-04 Randolph.....	663	1368	.485
04-05 Patterson.....	319	601	.531
05-06 Randolph.....	536	1229	.436
06-07 Randolph.....	600	1286	.467
07-08 Aldridge.....	561	1160	.484
08-09 Aldridge.....	601	1243	.484
09-10 Aldridge.....	579	1169	.495
10-11 Aldridge.....	707	1415	.500
11-12 Aldridge.....	483	943	***.512
12-13 Hickson.....	418	744	.562
13-14 Lopez.....	355	644	.551
14-15 Kaman.....	283	449	.515
15-16 Davis.....	206	337	.611
16-17 Harkless.....	314	624	.503

\*\*Minimum reduced to 150 FGs (50 gm. sched.)

\*\*\*Minimum reduced to 200 FGs (66 gm. sched.)

## 3pt FIELD GOALS

	3ptM	Avg.
79-80 Bates.....	16	8
80-81 Bates.....	77	14
81-82 Bates.....	75	12
82-83 Townes.....	55	9
Buse.....	9	0.2
83-84 Paxson.....	81	17
84-85 Colter.....	78	26
85-86 Colter.....	81	27
86-87 Vandeweghe.....	79	39
87-88 R. Anderson.....	62	42
88-89 Porter.....	80	79
89-90 Porter.....	80	89
90-91 Porter.....	81	130
91-92 Porter.....	82	128
92-93 Porter.....	77	143
93-94 Porter.....	77	110
94-95 C. Robinson.....	75	142
95-96 C. Robinson.....	78	178
96-97 K. Anderson.....	82	132
97-98 Rider.....	74	135
98-99 W. Williams.....	48	63
99-00 S. Smith.....	82	96
00-01 Stoudamire.....	82	82
01-02 R. Wallace.....	79	114
02-03 D. Anderson.....	76	116
03-04 Stoudamire.....	82	156
04-05 Stoudamire.....	81	181
05-06 Blake.....	68	76
06-07 Webster.....	82	91
07-08 Webster.....	75	123
08-09 Fernandez.....	78	159
09-10 Fernandez.....	62	98
10-11 Matthews.....	82	154
11-12 Matthews.....	66	129
12-13 Lillard.....	82	185
13-14 Lillard.....	82	*218
14-15 Matthews.....	60	173
15-16 Lillard.....	75	229
16-17 Lillard.....	75	214

\*\* All-time high

# YEARLY LEADERS

## 3pt FG ATTEMPTS

	G	3ptA	Avg.
79-80 R. Brewer.....	82	32	0.4
80-81 Bates.....	77	54	0.7
81-82 Bates.....	75	41	0.5
82-83 Buse.....	41	35	0.9
83-84 Paxson.....	81	59	0.7
84-85 Colter.....	78	74	0.9
85-86 Colter.....	81	83	1.0
86-87 Paxson.....	72	98	1.4
87-88 R. Anderson.....	62	135	2.2
88-89 Porter.....	81	219	2.7
89-90 Porter.....	80	238	3.0
90-91 Porter.....	81	313	3.9
91-92 Drexler.....	76	338	4.4
92-93 Porter.....	81	345	4.3
93-94 Porter.....	77	282	3.7
94-95 C. Robinson.....	75	383	5.1
95-96 C. Robinson.....	78	471	6.0
96-97 K. Anderson.....	82	366	4.5
97-98 Rider.....	74	420	5.7
98-99 W. Williams.....	48	144	3.0
99-00 Pippen.....	82	263	3.2
00-01 S. Smith.....	81	230	2.8
01-02 R. Wallace.....	79	317	4.0
02-03 D. Anderson.....	76	331	4.4
03-04 Stoudamire.....	82	427	5.2
04-05 Stoudamire.....	81	490	6.0
05-06 Blake.....	88	184	2.7
06-07 Webster.....	82	250	3.0
07-08 Webster.....	75	317	4.2
08-09 Fernandez.....	78	398	5.1
09-10 Fernandez.....	82	266	4.3
10-11 Matthews.....	62	378	4.6
11-12 Matthews.....	66	337	5.1
12-13 Lillard.....	82	503	6.1
13-14 Lillard.....	82	554	6.8
14-15 Matthews.....	60	445	7.4
15-16 Lillard.....	75	610	*8.1
16-17 Lillard.....	75	579	7.7

## 3pt FG PERCENTAGE

	3ptM	3ptA	Pct.
79-80 Twardzik.....	4	7	.571
80-81 Matt.....	4	8	.500
81-82 Bates.....	12	41	.293
82-83 Townes.....	9	25	.360
83-84 Paxson.....	17	59	*.288
84-85 Colter.....	26	74	.351
85-86 Colter.....	27	83	.325
86-87 Vandeweghe.....	39	81	*.481
87-88 R. Anderson.....	42	135	.311
88-89 Porter.....	79	219	.361
89-90 Petrovic.....	34	74	.459
90-91 Porter.....	130	313	.415
91-92 Porter.....	128	324	.395
92-93 Porter.....	143	345	.414
93-94 Murray.....	50	109	.459
94-95 C. Robinson.....	142	383	.371
95-96 C. Robinson.....	178	471	.378
96-97 Rider.....	99	257	.385
97-98 Rider.....	135	420	.321
98-99 W. Williams.....	63	144	.438
99-00 S. Smith.....	96	263	.398
00-01 Anthony.....	65	159	.409
01-02 Wells.....	66	172	.384
02-03 R. Wallace.....	110	307	.358
03-04 Stoudamire.....	156	427	.365
04-05 Van Exel.....	100	257	.389
05-06 Blake.....	76	184	.413
06-07 Udoka.....	89	219	.406
07-08 Jones.....	91	205	.444
08-09 Blake.....	140	328	.427
09-10 Blake.....	78	207	.377
10-11 Matthews.....	154	378	.407
11-12 Batum.....	107	274	.391
12-13 Matthews.....	169	425	.398
13-14 Lillard.....	218	554	.394
14-15 McCollum.....	55	139	.396
15-16 McCollum.....	197	472	.417
16-17 Crabbe.....	134	302	.444

*\*\*No Trail Blazers qualified (3-point field goals were instituted in 1979-80. Minimum makes to qualify was 25 in 1983-84, raised to 50 in 1990-91 and raised to 55 in 1997-98.)*

## FREE THROWS MADE

	GP	FTM	Avg.
70-71 Petrie.....	82	463	5.6
71-72 Wicks.....	82	441	5.4
72-73 Wicks.....	80	384	4.8
73-74 Wicks.....	75	314	4.2
74-75 Wicks.....	82	394	4.8
75-76 Wicks.....	79	345	4.4
76-77 Lucas.....	79	335	4.2
77-78 Hollins.....	82	223	2.6
78-79 Owens.....	82	320	3.9
79-80 Washington.....	80	231	2.9
80-81 M. Thompson.....	79	207	2.6
81-82 Matt.....	75	294	3.9
82-83 Paxson.....	81	388	4.8
83-84 Paxson.....	81	345	4.3
84-85 Vandeweghe.....	72	369	5.1
85-86 Vandeweghe.....	79	523	6.6
86-87 Vandeweghe.....	79	467	5.9
87-88 Drexler.....	81	476	5.9
88-89 Drexler.....	78	438	5.6
89-90 Porter.....	80	421	5.3
90-91 Drexler.....	82	416	5.1
91-92 Drexler.....	76	401	5.3
92-93 Porter.....	81	327	4.0
93-94 Strickland.....	82	353	4.3
94-95 Strickland.....	64	283	4.4
95-96 C. Robinson.....	78	360	4.6
96-97 Ken Anderson.....	82	334	4.1
97-98 Sabonis.....	73	323	4.4
98-99 B. Grant.....	48	184	3.8
99-00 S. Smith.....	82	289	3.5
00-01 S. Smith.....	81	309	3.8
01-02 Wells.....	74	215	2.9
02-03 Der. Anderson.....	76	231	3.0
03-04 Randolph.....	81	299	3.7
04-05 Randolph.....	46	207	4.5
05-06 Randolph.....	74	245	3.3
06-07 Randolph.....	68	394	5.8
07-08 Roy.....	74	281	3.8
08-09 Roy.....	78	416	5.3
09-10 Roy.....	65	343	5.3
10-11 Aldridge.....	81	351	4.3
11-12 Aldridge.....	55	223	4.1
12-13 Aldridge.....	74	282	3.8
13-14 Lillard.....	82	371	4.5
14-15 Aldridge.....	71	306	4.3
15-16 Lillard.....	75	414	5.5
16-17 Lillard.....	75	488	6.5

## FREE THROW ATTEMPTS

	GP	FTA	Avg.
70-71 Petrie.....	82	600	7.3
71-72 Wicks.....	82	621	*7.6
72-73 Wicks.....	80	531	6.6
73-74 Wicks.....	75	412	5.5
74-75 Wicks.....	82	558	6.8
75-76 Wicks.....	79	512	6.5
76-77 Lucas.....	79	438	5.6
77-78 Hollins.....	81	300	3.7
78-79 Owens.....	82	403	4.9
79-80 Washington.....	80	360	4.5
80-81 M. Thompson.....	79	323	4.1
81-82 M. Thompson.....	79	446	5.6
82-83 Paxson.....	81	478	5.9
83-84 Paxson.....	81	410	5.1
84-85 M. Thompson.....	79	449	5.7
85-86 Vandeweghe.....	79	602	7.6
86-87 Vandeweghe.....	79	527	6.7
87-88 Drexler.....	81	587	7.1
88-89 Drexler.....	78	548	7.0
89-90 Porter.....	80	472	5.9
90-91 Drexler.....	82	524	6.4
91-92 Drexler.....	76	505	6.6
92-93 C. Robinson.....	82	416	5.1
93-94 Strickland.....	82	471	5.7
94-95 C. Robinson.....	75	382	5.1
95-96 C. Robinson.....	78	542	6.9
96-97 Ken Anderson.....	82	436	5.3
97-98 Sabonis.....	73	405	5.5
98-99 B. Grant.....	48	226	4.7
99-00 S. Smith.....	82	340	4.1
00-01 S. Smith.....	81	347	4.2
01-02 Wells.....	74	290	3.9
02-03 Wells.....	75	313	4.2
03-04 Randolph.....	81	393	4.9
04-05 Randolph.....	46	254	5.5
05-06 Randolph.....	74	343	4.6
06-07 Randolph.....	68	481	7.1
07-08 Roy.....	74	373	5.0
08-09 Roy.....	78	505	6.5
09-10 Roy.....	65	440	6.8
10-11 Aldridge.....	81	444	5.5
11-12 Aldridge.....	55	274	5.0
12-13 Aldridge.....	74	348	4.7
13-14 Lillard.....	82	426	5.2
14-15 Aldridge.....	71	362	5.1
15-16 Lillard.....	75	464	6.2
16-17 Lillard.....	75	545	7.3

## FT PERCENTAGE

PERCENTAGE				
(Minimum 125 made)				
		FTM	FTA	Pct.
70-71	McKenzie.....	331	396	836
71-72	McKenzie.....	315	379	831
72-73	C. Davis.....	126	161	783
73-74	Petrie.....	291	341	853
74-75	Petrie.....	261	311	839
75-76	Petrie.....	277	334	829
76-77	Gross.....	183	215	851
77-78	J. Davis.....	186	227	821
78-79	Twardzik.....	261	299	873
79-80	R. Brewer.....	184	219	840
80-81	Bates.....	170	199	854
81-82	Bates.....	166	211	787
82-83	Paxson.....	388	478	812
83-84	Paxson.....	345	410	841
84-85	Vandeweghe.....	369	412	896
85-86	Paxson.....	217	244	889
86-87	Vandeweghe.....	467	527	866
87-88	Vandeweghe.....	159	181	878
88-89	Porter.....	272	324	840
89-90	Porter.....	421	472	892
90-91	Porter.....	279	339	823
91-92	Porter.....	315	368	856
92-93	Elie.....	183	214	855
93-94	Porter.....	204	234	872
94-95	Drexler.....	207	248	835
95-96	McKie.....	152	199	764
96-97	Rider.....	212	361	812
97-98	Rider.....	221	267	828
98-99	J. Jackson.....	85	101	**842
99-00	S. Smith.....	289	340	850
00-01	S. Smith.....	309	347	890
01-02	Stoudamire.....	174	196	888
02-03	D. Anderson.....	231	269	859
03-04	Stoudamire.....	127	145	876
04-05	Stoudamire.....	182	199	914
05-06	Dixon.....	156	194	804
06-07	Jack.....	243	279	871
07-08	Jack.....	215	248	867
08-09	Roy.....	416	505	824
09-10	Bayless.....	201	242	831
10-11	Fernandez.....	126	146	863
11-12	Crawford.....	191	206	*927
12-13	Batum.....	178	210	848
13-14	Lillard.....	371	426	871
14-15	Lillard.....	344	398	864
15-16	Lillard.....	414	464	892
16-17	McCollum.....	268	297	912

*\*\*Minimum 75 FTM (50 gm. sched.)*

*\* All -time high*

*(Continued on next page)*



RECORDS

# YEARLY LEADERS

## TOTAL REBOUNDS

	GP	RBs	Avg.
70-71 Ellis	74	907	12.3
71-72 Wicks	82	943	11.5
72-73 L. Neal	82	967	11.8
73-74 Roberson	69	701	10.2
74-75 Wicks	82	877	10.7
75-76 Wicks	79	712	9.0
76-77 Walton	65	934	14.4
77-78 Walton	53	766	13.2
78-79 Owens	82	740	9.0
79-80 Washington	80	842	10.5
80-81 Washington	73	686	9.4
80-81 M. Thompson	82	686	8.4
81-82 M. Thompson	79	921	11.7
82-83 M. Thompson	80	753	9.4
83-84 M. Thompson	79	688	8.7
84-85 Bowie	76	556	8.6
85-86 M. Thompson	82	608	7.4
86-87 S. Johnson	79	566	7.2
87-88 Kersey	79	657	8.3
88-89 Duckworth	79	635	8.0
89-90 B. Williams	82	800	9.8
90-91 B. Williams	80	751	9.4
91-92 B. Williams	80	704	8.8
92-93 B. Williams	82	690	8.4
93-94 B. Williams	81	843	10.4
94-95 Dudley	80	720	9.0
95-96 Dudley	80	720	9.0
96-97 Dudley	81	593	7.3
97-98 Saboris	73	729	10.0
98-99 B. Grant	48	470	9.8
99-00 R. Wallace	81	566	7.0
00-01 D. Davis	81	606	7.4
01-02 D. Davis	78	688	8.8
02-03 D. Davis	78	564	7.2
03-04 Randolph	81	851	10.5
04-05 Randolph	76	442	5.8
05-06 Randolph	74	592	8.0
06-07 Randolph	68	688	10.1
07-08 Przybilla	77	649	8.4
08-09 Przybilla	82	717	8.7
09-10 Camby	23	255	11.1
10-11 Camby	59	606	10.3
11-12 Camby	40	354	8.9
12-13 Hickson	80	828	10.4
13-14 Aldridge	69	766	11.1
14-15 Aldridge	7	726	10.2
15-16 Plumlee	82	628	7.7
16-17 Aminu	61	451	7.4

## OFFENSIVE REBOUNDS

	GP	ORB	Avg.
73-74 Roberson	69	251	3.6
74-75 Wicks	82	231	2.8
75-76 Wicks	79	245	3.1
76-77 Lucas	79	271	3.4
77-78 Owens	82	195	2.4
78-79 Owens	82	263	3.2
79-80 Washington	80	325	4.1
80-81 Washington	73	232	3.2
81-82 M. Thompson	79	258	3.3
82-83 Natt/Cooper	80	214	2.7
83-84 M. Thompson	79	235	3.0
84-85 Drexler	80	217	2.7
85-86 M. Thompson	82	181	2.2
86-87 Drexler	82	227	2.8
87-88 Drexler	81	261	3.2
88-89 Drexler	78	289	3.7
89-90 Kersey	82	251	3.1
90-91 B. Williams	80	227	2.8
91-92 B. Williams	80	269	3.3
92-93 B. Williams	82	332	2.8
93-94 B. Williams	81	315	3.9
94-95 Dudley	82	325	4.0
95-96 Dudley	80	239	3.0
96-97 Dudley	81	204	2.5
97-98 B. Grant	61	197	3.2
98-99 B. Grant	48	173	3.6
99-00 R. Wallace	81	129	1.6
00-01 D. Davis	81	233	2.8
01-02 D. Davis	78	262	3.4
02-03 D. Davis	78	233	3.0
03-04 Randolph	81	242	3.0
04-05 Randolph	76	142	1.9
05-06 Randolph	74	193	2.6
06-07 Randolph	68	199	2.9
07-08 Aldridge	76	220	2.9
08-09 Aldridge	81	234	2.9
09-10 Camby	23	83	3.6
10-11 Aldridge	81	278	3.4
11-12 Hickson	19	66	3.5
12-13 Hickson	80	266	3.3
13-14 Lopez	82	326	4.0
14-15 Lopez	59	190	3.2
15-16 Plumlee	81	224	2.8
16-17 Vonleh	74	131	1.8

(Off. rebounds not an official stat before 73-74)

## DEFENSIVE REBOUNDS

	GP	DRB	Avg.
73-74 Wicks	75	488	6.5
74-75 Wicks	82	646	7.9
75-76 Walton	51	549	10.8
76-77 Walton	65	723	11.1
77-78 Walton	58	648	11.2
78-79 Lucas	69	524	7.6
79-80 Washington	80	517	6.5
80-81 M. Thompson	79	463	5.9
81-82 M. Thompson	79	663	8.4
82-83 M. Thompson	80	570	7.1
83-84 M. Thompson	79	453	5.7
84-85 Bowie	76	449	5.9
85-86 M. Thompson	82	427	5.2
86-87 S. Johnson	79	372	4.7
87-88 Kersey	79	446	5.6
88-89 Duckworth	79	389	4.9
89-90 B. Williams	82	550	6.7
90-91 B. Williams	80	524	6.6
91-92 B. Williams	80	444	5.6
92-93 B. Williams	82	458	5.6
93-94 B. Williams	81	528	6.5
94-95 Dudley	82	439	5.4
95-96 Dudley	80	481	6.0
96-97 Dudley	81	389	4.8
97-98 Saboris	73	580	7.9
98-99 Saboris	50	305	6.1
99-00 R. Wallace	81	437	5.4
00-01 R. Wallace	77	455	5.9
01-02 R. Wallace	79	509	6.4
02-03 R. Wallace	74	435	5.9
03-04 Randolph	81	609	7.5
04-05 Randolph	46	300	6.5
05-06 Randolph	74	399	5.4
06-07 Randolph	68	489	7.2
07-08 Przybilla	77	454	5.9
08-09 Przybilla	82	513	6.3
09-10 Camby	23	174	7.6
10-11 Camby	59	424	7.2
11-12 Camby	40	249	6.3
12-13 Hickson	80	562	7.0
13-14 Aldridge	69	600	8.7
14-15 Aldridge	71	549	7.7
15-16 Plumlee	82	427	5.2
16-17 Aminu	61	374	6.1

(Def. rebounds not an official stat before 73-74)

## ASSISTS

	GP	Ast.	Avg.
70-71 Petrie	82	390	4.8
71-72 Adelman	80	413	5.2
72-73 Wicks	80	440	5.5
73-74 Wicks	75	326	4.3
74-75 Petrie	80	424	5.3
75-76 Petrie	72	330	4.6
76-77 Hollins	76	313	4.1
77-78 Hollins	81	380	4.7
78-79 Hollins	64	325	5.1
79-80 Twardzik	67	273	5.1
80-81 Ransey	80	555	6.9
81-82 Ransey	78	551	7.1
82-83 Lever	81	426	5.3
83-84 Valentine	68	395	5.8
84-85 Valentine	75	522	7.0
85-86 Drexler	75	600	8.0
86-87 Porter	80	715	8.9
87-88 Porter	82	831	10.1
88-89 Porter	81	770	9.5
89-90 Porter	80	726	9.1
90-91 Porter	81	649	8.0
91-92 Drexler	76	512	6.7
92-93 Strickland	78	559	7.2
93-94 Strickland	82	740	9.0
94-95 Strickland	64	562	8.8
95-96 Strickland	67	640	9.6
96-97 Ken Anderson	82	584	7.1
97-98 Ken Anderson	45	245	5.4
98-99 Stoudamire	50	312	6.2
99-00 Phippen	82	406	5.0
00-01 Stoudamire	82	468	5.7
01-02 Stoudamire	75	490	6.5
02-03 Phippen	64	285	4.5
03-04 Stoudamire	82	500	6.1
04-05 Stoudamire	81	458	5.7
05-06 Blake	68	306	4.5
06-07 Jack	79	417	5.3
07-08 Roy	74	430	5.8
08-09 Roy	78	400	5.1
09-10 Miller	82	445	5.4
10-11 Miller	81	569	7.0
11-12 Felton	60	390	6.5
12-13 Lillard	82	531	6.5
13-14 Lillard	82	457	5.6
14-15 Lillard	82	507	6.2
15-16 Lillard	75	512	6.8
16-17 Lillard	75	440	5.9

## STEALS

	GP	St.	Avg.
73-74 Steele	81	217	2.7
74-75 Steele	76	183	2.4
75-76 Steele	81	170	2.1
76-77 Hollins	76	166	2.2
77-78 Hollins	81	157	1.9
78-79 Hollins	64	114	1.8
79-80 Dunn	82	102	1.2
80-81 Paxson	79	140	1.8
81-82 Paxson	82	129	1.6
82-83 Lever	81	153	1.9
83-84 Lever	81	135	1.7
84-85 Drexler	80	177	2.2
85-86 Drexler	75	197	2.6
86-87 Drexler	82	204	2.5
87-88 Drexler	81	203	2.5
88-89 Porter	80	151	1.9
89-90 Porter	81	158	2.0
90-91 Drexler	78	213	2.7
91-92 Strickland	78	131	1.7
92-93 Strickland	82	147	1.8
93-94 Strickland	64	123	1.9
94-95 Strickland	67	97	1.4
95-96 Ken Anderson	82	162	2.0
96-97 R. Wallace	77	75	1.0
97-98 Anthony	50	66	1.3
98-99 Phippen	82	117	1.4
99-00 Stoudamire	82	106	1.3
00-01 Phippen	62	101	1.6
01-02 Phippen	64	105	1.6
02-03 Der Anderson	51	66	1.3
03-04 Patterson	70	106	1.5
04-05 Telfair	68	66	1.0
05-06 Jack	79	96	1.1
06-07 Jack	74	79	0.9
07-08 Roy	78	88	1.1
08-09 Roy	78	93	1.1
09-10 Miller	82	93	1.1
10-11 G. Wallace	23	46	2.0
11-12 G. Wallace	42	62	1.5
12-13 Matthews	69	90	1.3
13-14 Matthews	82	76	0.9
14-15 Matthews	80	77	1.2
15-16 McCollum	80	77	1.3
16-17 Harkless	77	85	1.3

(Steals not an official statistic before 1973-74)

## BLOCKED SHOTS

	GP	Blk.	Avg.
73-74 L. Neal	80	73	0.9
74-75 Walton	35	94	2.7
75-76 L. Neal	68	107	1.6
76-77 Walton	65	211	3.2
77-78 Walton	58	146	2.5
78-79 M. Thompson	73	134	1.8
79-80 Washington	80	131	1.6
80-81 M. Thompson	79	170	2.2
81-82 M. Thompson	79	107	1.4
82-83 Cooper	80	136	1.7
83-84 M. Thompson	79	108	1.4
84-85 Bowie	76	203	2.7
85-86 Bowie	38	96	2.5
86-87 Caldwell	78	77	1.0
87-88 Kersey	82	77	0.9
88-89 Caldwell	79	99	1.3
89-90 Caldwell	72	85	1.2
90-90 Cooper	79	95	1.2
90-91 Kersey	73	76	1.0
91-92 C. Robinson	82	76	0.9
92-93 C. Robinson	82	107	1.3
93-93 C. Robinson	82	163	2.0
93-94 C. Robinson	82	111	1.4
94-95 Dudley	82	126	1.5
95-96 Dudley	80	100	1.3
96-97 Dudley	81	96	1.2
97-98 Calo	74	94	1.3
98-99 Saboris	60	83	1.2
99-00 R. Wallace	81	107	1.3
00-01 R. Wallace	77	135	1.8
01-02 R. Wallace	79	101	1.3
02-03 R. Wallace	74	77	1.0
03-04 Ratliff	32	141	4.4
04-05 Ratliff	63	158	2.5
05-06 Przybilla	56	130	2.3
06-07 Outlaw	67	74	1.1
07-08 Aldridge	76	94	1.2
08-09 Przybilla	82	97	1.2
09-10 Oden	21	48	2.3
10-11 Camby	59	92	1.6
11-12 Camby	40	56	1.4
12-13 Aldridge	74	91	1.2
13-14 Lopez	82	139	1.7
14-15 Lopez	59	84	1.4
15-16 Plumlee	82	85	1.0
16-17 Harkless	77	70	0.9

\* All-time high

# YEARLY LEADERS

## PERSONAL FOULS

	GP	PF	Avg.
70-71 Schluter.....	80	265	3.3
71-72 Schluter.....	81	277	3.4
72-73 L. Neal.....	82	305	3.7
73-74 Steele.....	81	295	3.6
74-75 Wicks.....	82	289	3.5
75-76 Steele.....	81	289	3.6
76-77 Lucas.....	79	294	3.7
77-78 Hollins.....	81	268	3.3
78-79 Owens.....	82	323	4.0
79-80 Washington.....	80	307	3.8
80-81 Washington.....	73	258	3.5
81-82 M. Thompson.....	79	233	2.9
82-83 Cooper.....	80	318	4.0
83-84 Carr.....	82	274	3.3
84-85 Bowie.....	76	278	3.6
85-86 Drexler.....	75	270	3.6
86-87 S. Johnson.....	79	340	4.3
87-88 Kersey.....	79	302	3.8
88-89 Duckworth.....	79	300	3.8
89-90 Kersey.....	82	304	3.7
90-91 C. Robinson.....	82	263	3.2
91-92 C. Robinson.....	82	274	3.3
92-93 C. Robinson.....	82	287	3.5
93-94 C. Robinson.....	82	263	3.2
94-95 Dudley.....	82	286	3.5
95-96 Dudley.....	80	251	3.1
96-97 C. Robinson.....	81	251	3.1
97-98 R. Wallace.....	77	268	3.5
98-99 R. Wallace.....	49	173	3.6
99-00 R. Wallace.....	81	216	2.6
00-01 R. Wallace.....	77	206	2.6
01-02 R. Wallace.....	79	212	2.6
02-03 R. Wallace.....	74	223	3.0
03-04 Randolph.....	81	227	3.7
04-05 Przybilla.....	76	239	3.1
05-06 Khryapa.....	69	209	3.0
06-07 Magloire.....	81	226	2.8
07-08 Aldridge.....	76	240	3.2

	GP	PF	Avg.
08-09 Oden.....	61	238	3.9
09-10 Oden.....	21	84	4.0
10-11 G. Wallace.....	23	63	2.7
11-12 Aldridge.....	55	153	2.8
12-13 Aldridge.....	74	187	2.5
13-14 Lillard.....	82	197	2.4
14-15 Williams.....	74	197	2.7
15-16 Plumlee.....	82	164	2.0
16-17 Harkless.....	77	214	2.8

## DISQUALIFICATIONS

	GP	No.
70-71 Ellis.....	74	5
71-72 Steele.....	72	8
72-73 G. Smith.....	72	8
73-74 Steele.....	81	10
74-75 Steele.....	76	6
75-76 Steele.....	81	8
76-77 Gross.....	82	7
77-78 Owens.....	82	7
78-79 Owens.....	82	15
79-80 Washington.....	80	8
80-81 Owens.....	79	10
81-82 Harper.....	68	7
82-83 Carr.....	82	10
83-84 Natt.....	82	3
Carr.....	82	3
94-95 Bowie.....	76	9
85-86 Drexler.....	75	8
86-87 S. Johnson.....	79	8
87-88 Kersey.....	79	8
88-89 Duckworth.....	79	6
Kersey.....	76	6
89-90 Kersey.....	82	7
90-91 Duckworth.....	81	5
91-92 C. Robinson.....	82	11
92-93 C. Robinson.....	82	8

	GP	No.
93-94 Drexler.....	68	2
94-95 Dudley.....	82	6
95-96 McKie.....	81	5
96-97 C. Robinson.....	81	6
97-98 Sabonis.....	73	7
98-99 R. Wallace.....	49	6
99-00 Sabonis.....	66	3
Wells.....	66	3
00-01 Kemp.....	68	3
01-02 Pippin.....	62	3
02-03 R. Wallace.....	74	2
Wells.....	75	2
03-04 Stoudamire.....	82	2
McInnis.....	39	2
04-05 Ratliff.....	63	4
05-06 Khryapa.....	69	7
06-07 Aldridge.....	63	3
07-08 Aldridge.....	76	7
08-09 Aldridge.....	81	4
Oden.....	61	4
09-10 Aldridge.....	78	2
Przybilla.....	30	2
10-11 Aldridge.....	81	3
11-12 Aldridge.....	55	1
Wallace.....	42	1
12-13 Aldridge.....	74	1
Babbitt.....	62	1
Cleaver.....	49	1
Price.....	39	1
13-14 Lopez.....	82	2
14-15 Afflalo.....	78	1
Crabbe.....	51	1
Kaman.....	74	1
Matthews.....	60	1
Wright.....	48	1
15-16 Plumlee.....	82	4
16-17 Harkless.....	77	4

\* All-time high

## 50-40 POINTS CLUB

59 Damian Lillard vs. Utah.....	4/8/17
54 Damon Stoudamire at New Orleans.....	1/14/05
52 Brandon Roy vs. Phoenix.....	12/18/08
52 Andre Miller at Dallas.....	1/30/10
51 Geoff Petrie at Houston.....	1/20/73
51 Geoff Petrie vs. Houston.....	3/16/73
51 Damian Lillard vs. Golden State.....	2/19/16
50 Clyde Drexler vs. Sacramento.....	1/6/89
50 Damian Lillard at Toronto.....	3/4/16
49 Damian Lillard at Miami.....	3/19/17
48 Kiki Vandeweghe at Seattle.....	3/5/87
48 Clyde Drexler vs. New York.....	11/22/89
48 Clyde Drexler vs. San Antonio.....	11/24/91
47 Kiki Vandeweghe at Kansas City.....	10/27/84
47 Darius Miles at Denver.....	4/19/05
46 Geoff Petrie vs. Seattle.....	3/19/71
46 Maurice Lucas at Boston.....	1/12/78
46 *LaMarcus Aldridge at Houston.....	4/20/14
45 *Bonzi Wells at Dallas.....	4/23/03
44 LaMarcus Aldridge vs. Denver.....	1/23/14
43 Geoff Petrie vs. Seattle.....	2/12/71
43 Geoff Petrie vs. Philadelphia.....	2/23/71
43 Geoff Petrie vs. Seattle.....	11/22/73
43 Geoff Petrie at Philadelphia.....	3/20/74
43 Lionel Hollins vs. Boston.....	2/22/77
43 Clyde Drexler at Denver.....	12/20/88
43 Clyde Drexler vs. L.A. Lakers.....	4/21/89
43 Zach Randolph vs. Memphis.....	3/29/07
43 *LaMarcus Aldridge at Houston.....	4/23/14
43 Damian Lillard at San Antonio.....	12/19/14
43 CJ McCollum at Minnesota.....	1/11/17
42 Geoff Petrie at Golden State.....	2/8/73
42 Clyde Drexler at Chicago.....	2/26/88
42 Clyde Drexler at Philadelphia.....	3/3/88
42 Clyde Drexler at Utah.....	4/14/88
42 Clyde Drexler at Phoenix.....	12/16/88
42 *Clyde Drexler at L.A. Lakers.....	4/29/92
42 Rasheed Wallace vs. Denver.....	2/20/01
42 Zach Randolph at Memphis.....	1/27/07
42 *Brandon Roy vs. Houston.....	4/21/09
42 Brandon Roy at Houston.....	10/31/09
42 LaMarcus Aldridge vs. Chicago.....	2/7/11
42 Damian Lillard at Dallas.....	11/4/16

\* Accomplished in a Playoff Game

41 Geoff Petrie at Detroit.....	3/2/71
41 Geoff Petrie at Seattle.....	3/23/73
41 Maurice Lucas vs. Atlanta.....	2/11/77
41 Jim Paxson vs. Chicago.....	3/16/84
41 Clyde Drexler vs. Dallas.....	3/14/86
41 Kiki Vandeweghe at Seattle.....	1/18/87
41 Clyde Drexler at L.A. Clippers.....	2/17/88
41 Clyde Drexler vs. San Antonio.....	12/11/88
41 Clyde Drexler at Houston.....	3/20/89
41 Clyde Drexler at Boston.....	3/15/92
41 Terry Porter at Utah.....	5/19/92
41 Clyde Drexler vs. L.A. Clippers.....	11/5/94
41 Clifford Robinson vs. Minnesota.....	1/7/96
41 Brandon Roy vs. Denver.....	12/25/09
41 Brandon Roy at Golden State.....	3/11/10
41 Damian Lillard at Sacramento.....	1/7/14
41 Damian Lillard vs. Washington.....	3/8/16
41 *CJ McCollum at Golden State.....	4/16/17
40 Jim Barnett vs. New York.....	1/8/70
40 Geoff Petrie at Seattle.....	1/1/71
40 Geoff Petrie at San Diego.....	3/7/71
40 Geoff Petrie at Atlanta.....	11/15/73
40 Billy Ray Bates at San Diego.....	3/29/81
40 *Mychal Thompson at Kansas City.....	4/3/81
40 Jim Paxson vs. Houston.....	1/15/85
40 Steve Johnson at Cleveland.....	11/26/86
40 Kiki Vandeweghe at San Antonio.....	12/9/86
40 Clyde Drexler vs. San Antonio.....	12/20/87
40 Terry Porter at Golden State.....	3/18/88
40 Clyde Drexler vs. Sacramento.....	4/23/89
40 Terry Porter at Golden State.....	11/14/92
40 Clifford Robinson at Utah.....	4/15/93
40 Isaiah Rider vs. Boston.....	2/16/97
40 Zach Randolph at Charlotte.....	2/9/07
40 LaMarcus Aldridge vs. San Antonio.....	2/1/11
40 Gerald Wallace at Oklahoma City.....	3/27/11
40 Damian Lillard at Oklahoma City.....	12/23/14
40 Damian Lillard vs. Golden State.....	1/8/16
40 *Damian Lillard vs. Golden State.....	5/7/16
40 Damian Lillard at Cleveland.....	11/23/16
40 Damian Lillard at Denver.....	12/15/16

Bold indicates accomplished during 2016-17 season



## Games Played

1. Drexler .....	867
2. Kersey .....	831
3. Porter .....	758
4. Aldridge .....	648
5. C. Robinson .....	644
6. Paxson .....	627
7. Steele .....	610
8. Williams .....	557
9. M. Thompson .....	551
10. Wallace .....	544

## Minutes Played

1. Drexler .....	29,496
2. Porter .....	23,978
3. Aldridge .....	22,972
4. Kersey .....	21,760
5. C. Robinson .....	19,839
6. Wallace .....	19,309
7. M. Thompson .....	18,913
8. Paxson .....	18,398
9. Stoudamire .....	17,497
10. Williams .....	17,130

## Points

1. Drexler .....	18,040
2. Aldridge .....	12,562
3. Porter .....	11,330
4. C. Robinson .....	10,405
5. Kersey .....	10,067
6. Paxson .....	10,003
7. Petrie .....	9,732
8. M. Thompson .....	9,215
9. Wallace .....	9,119
10. Wicks .....	8,882

## Assists

1. Porter .....	5,319
2. Drexler .....	4,933
3. Stoudamire .....	3,018
4. Strickland .....	2,573
5. <b>Lillard</b> .....	2,446
6. Petrie .....	2,057
7. Paxson .....	2,007
8. M. Thompson .....	1,848
9. Kersey .....	1,762
10. Steele .....	1,719

## FGs Made

1. Drexler .....	6,889
2. Aldridge .....	5,121
3. Paxson .....	4,058
4. Porter .....	4,001
5. Kersey .....	3,981
6. Petrie .....	3,970
7. C. Robinson .....	3,936
8. M. Thompson .....	3,777
9. Wallace .....	3,634
10. Wicks .....	3,502

## FGs Attempted

1. Drexler .....	14,425
2. Aldridge .....	10,565
3. C. Robinson .....	8,820
4. Petrie .....	8,719
5. Porter .....	8,506
6. Kersey .....	8,361
7. Paxson .....	8,075
8. Wicks .....	7,605
9. M. Thompson .....	7,476
10. Wallace .....	7,305

## FG Percentage

(2,000 FGs made minimum)	
1. Williams .....	550
2. Natt .....	543
3. Vandeweghe .....	526
4. M. Thompson .....	505
5. Paxson .....	503
6. Sabonis .....	500
7. Wallace .....	497
8. Aldridge .....	485
9. Drexler .....	478
10. Kersey .....	476

## 3-pt. FGs Made

1. <b>Lillard</b> .....	1,042
2. Matthews .....	826
3. Porter .....	773
4. Batum .....	751
5. Stoudamire .....	717
6. C. Robinson .....	492
Blake .....	492
8. <b>McCollum</b> .....	467
9. Drexler .....	464
10. Webster .....	403

## 3-pt. FGs Attempted

1. <b>Lillard</b> .....	2,817
2. Matthews .....	2,096
3. Batum .....	2,071
4. Porter .....	2,006
5. Stoudamire .....	1,998
6. Drexler .....	1,531
7. C. Robinson .....	1,408
8. Blake .....	1,236
9. <b>McCollum</b> .....	1,131
10. Wallace .....	1,112

## 3-pt. Percentage

(250 3-pt. made minimum)	
1. <b>McCollum</b> .....	413
2. Crabbe .....	411
3. Blake .....	398
4. Matthews .....	394
5. Porter .....	385
6. Webster .....	372
7. <b>Lillard</b> .....	370
8. Fernandez .....	364
9. Batum .....	363
10. Stoudamire .....	359

## FTs Made

1. Drexler .....	3,798
2. Porter .....	2,555
3. Aldridge .....	2,259
4. Kersey .....	2,071
5. C. Robinson .....	2,041
6. <b>Lillard</b> .....	1,888
7. Wicks .....	1,878
8. Paxson .....	1,800
9. Petrie .....	1,792
10. M. Thompson .....	1,661

## FTs Attempted

1. Drexler .....	4,816
2. Porter .....	3,020
3. C. Robinson .....	3,004
4. Kersey .....	2,963
5. Aldridge .....	2,839
6. Wicks .....	2,634
7. M. Thompson .....	2,596
8. Paxson .....	2,239
9. Petrie .....	2,225
10. <b>Lillard</b> .....	2,154

## FT Percentage

(500 FTs made minimum)	
1. Vandeweghe .....	881
2. <b>Lillard</b> .....	877
3. S. Smith .....	870
4. Jack .....	853
5. Porter .....	846
6. Stoudamire .....	846
7. <b>McCollum</b> .....	844
8. D. Anderson .....	843
9. Andre Miller .....	835
10. Nicolas Batum .....	834

## Total Rebounds

1. Aldridge .....	5,434
2. Drexler .....	5,339
3. Kersey .....	5,078
4. M. Thompson .....	4,878
5. Williams .....	4,861
6. Wicks .....	4,086
7. Wallace .....	3,797
8. Sabonis .....	3,436
9. L. Neal .....	3,370
10. C. Robinson .....	3,352

## Offensive RBs

1. Drexler .....	2,227
2. Kersey .....	1,900
3. Aldridge .....	1,736
4. Williams .....	1,694
5. M. Thompson .....	1,489
6. Duckworth .....	1,163
7. C. Robinson .....	1,067
8. Randolph .....	946
9. Przybilla .....	911
10. Gross .....	908

## Defensive RBs

1. Aldridge .....	3,698
2. M. Thompson .....	3,389
3. Kersey .....	3,178
4. Williams .....	3,167
5. Drexler .....	3,112
6. Wallace .....	2,892
7. Sabonis .....	2,702
8. C. Robinson .....	2,285
9. Walton .....	2,269
10. Duckworth .....	2,164

## Blocked Shots

1. M. Thompson .....	768
2. C. Robinson .....	726
3. Wallace .....	693
4. Aldridge .....	658
5. Przybilla .....	623
6. Kersey .....	622
7. Drexler .....	594
8. Walton .....	533
9. Sabonis .....	494
10. Cooper .....	425

## Steals

1. Drexler .....	1,795
2. Porter .....	1,182
3. Kersey .....	1,059
4. Paxson .....	857
5. Steele .....	846
6. C. Robinson .....	696
7. Hollins .....	598
8. Gross .....	593
9. Stoudamire .....	556
10. Wallace .....	555

## Personal Fouls

1. Drexler .....	2,699
2. Kersey .....	2,638
3. C. Robinson .....	2,052
4. Steele .....	1,832
5. Duckworth .....	1,753
6. Williams .....	1,726
7. Aldridge .....	1,696
M. Thompson .....	1,696
9. Wallace .....	1,629
10. Porter .....	1,489

## Disqualifications

1. Steele .....	45
2. Kersey .....	38
3. Owens .....	37
3. C. Robinson .....	37
5. Drexler .....	32
6. Gross .....	29
7. Duckworth .....	27
8. M. Thompson .....	25
9. S. Johnson .....	23
10. Aldridge .....	22

## Consecutive

## Games Played

1. C. Robinson .....	461
2. <b>Lillard</b> .....	275
3. Porter .....	198
4. Williams .....	196
5. Owens .....	188

Current Trail Blazers in bold

TRAIL BLAZERS YEARLY NBA RANKINGS

RECORDS

	ALL GAMES				Rank	HOME			Rank	ROAD		
	W	L	W	L		W	L	Rank		W	L	Rank
1970-71	29	53	*2	*3	15	18	22	15		9	28	15
1971-72	18	64	*0	*1	17	14	26	15		4	37	17
1972-73	21	61			15-T	13	28	16		8	33	15
1973-74	27	55			16	22	19	12-T		5	36	17
1974-75	38	44			12-T	28	13	8-T		10	31	14-T
1975-76	37	45			14	26	15	11-T		11	30	14
1976-77	49	33			4-T	35	6	3		14	27	7-T
1977-78	58	24			1	36	5	2		22	19	1
1978-79	45	37			11	33	8	2		12	29	13-T
1979-80	38	44			13	26	15	12-T		12	29	12-T
1980-81	45	37			8-T	30	11	6-T		15	26	11-T
1981-82	42	40			13-T	27	14	10		15	26	14-T
1982-83	46	36			9	31	10	5-T		15	26	12-T
1983-84	48	34			6	33	8	1-T		15	26	8
1984-85	42	40			9-T	30	11	6		12	29	13-T
1985-86	40	42			11	27	14	9-T		13	28	11-T
1986-87	49	33			7	34	7	5		15	26	10-T
1987-88	53	29			5-T	33	8	5-T		20	21	3-T
1988-89	39	43			17	28	13	17		11	30	15
1989-90	59	23			2-T	35	6	4-T		24	17	2-T
1990-91	63	19			1	36	5	1		27	14	1
1991-92	57	25			2	33	8	5		24	17	2-T
1992-93	51	31			7	30	11	8		21	20	7
1993-94	47	35			11-T	30	11	11		17	24	13
1994-95	44	38	*2	*0	12	25	15	11-T		17	23	11-T
1995-96	44	38			13	26	15	9-T		18	23	9-T
1996-97	49	33			11	29	12	10-T		20	21	10-T
1997-98	46	36			12	26	15	13-T		20	21	10-T
1998-99	35	15			3	22	3	1-T		13	12	6-T
1999-00	59	23			2	30	11	8-T		29	12	2
2000-01	50	32			10-T	28	13	14-T		22	19	6-T
2001-02	49	33			8-T	30	11	5-T		19	22	10-T
2002-03	50	32			5-T	27	14	13-T		23	18	4-T
2003-04	41	41			14-T	25	16	16-T		16	25	10-T
2004-05	27	55			26	18	23	26-T		9	32	24
2005-06	21	61			30	15	26	27-T		6	35	30
2006-07	32	50			24-T	18	23	26-T		14	27	18-T
2007-08	41	41			15-T	28	13	11		13	28	18-T
2008-09	54	28			5-T	34	7	4		20	21	8-T
2009-10	50	32			9-T	26	15	13		24	17	5
2010-11	48	34			10	30	11	5-T		18	23	11-T
2011-12	28	38			20	20	13	16-T		8	25	27
2012-13	33	49			21	22	19	19-T		11	30	20-T
2013-14	54	28			6-T	31	10	7		23	18	4-T
2014-15	51	31			8	32	9	4		19	22	11-T
2015-16	44	38			12-T	28	13	8-T		16	25	16-T
2016-17	41	41			15-T	25	16	12-T		16	25	16-T
TOTALS	2032	1774	*4	*4		1282	619			750	1155	

\*NEUTRAL COURT GAMES & LOCATIONS

11/21/70 at Seattle .....PORTLAND 112, Buffalo 108  
12/18/70 at San Diego ..... SAN FRANCISCO 122, Portland 118  
12/19/70 at San Francisco ..... SAN DIEGO 118, Portland 108  
1/5/71 at Philadelphia .....Portland 124, BOSTON 120  
(Official home team in CAPS)

3/3/71 at Boston .....Philadelphia 120, PORTLAND 104  
3/9/72 at Seattle .....Houston 114, PORTLAND 111  
11/4/94 at Yokohama, Japan .....Portland 121, L.A. CLIPPERS 100  
11/5/94 at Yokohama, Japan .....PORTLAND 112, L.A. Clippers 95

# YEAR-BY-YEAR TEAM STATS - OFFENSE

YEAR	FG	FGA	Pct.	3FG	3A	Pct.	FT	FTA	Pct.	REB	AST	PF	PTS	Avg.
'70-71	3721	<b>8562</b>	.435	—	—	—	2025	2671	.758	<b>4210</b>	2227	2024	9467	115.5
'71-72	3462	7840	.442	—	—	—	1835	2494	.736	3996	2090	1873	8759	106.8
'72-73	3588	7842	.458	—	—	—	1531	2129	.719	3928	2102	1970	8707	106.2
'73-74	3585	7684	.467	—	—	—	1591	2112	.753	3852	2106	2050	8761	106.8
'74-75	3414	7113	.480	—	—	—	1680	2265	.742	3807	2209	2055	8508	103.8
'75-76	3417	7292	.469	—	—	—	1699	2350	.723	3959	2094	2091	8533	104.1
'76-77	3623	7537	.480	—	—	—	1917	2515	.762	3963	1990	2220	9163	111.7
'77-78	3556	7367	.483	—	—	—	1717	2259	.760	3873	2067	2068	8829	107.7
'78-79	3541	7338	.483	—	—	—	1806	2362	.765	3691	1946	2187	8888	108.4
'79-80	3408	7167	.476	26	132	.197	1560	2100	.743	3703	1898	1956	8402	102.5
'80-81	<b>3741</b>	7535	.496	25	148	.125	1573	2191	.718	3631	2244	2034	9080	110.7
'81-82	3629	7187	<b>.505</b>	29	140	.207	1719	2387	.720	3497	2054	2012	9006	109.8
'82-83	3459	7124	.486	35	105	.233	1855	2512	.738	3560	2030	1960	8808	107.4
'83-84	3632	7189	<b>.505</b>	25	129	.194	1988	2637	.754	3445	2082	2134	9277	113.1
'84-85	3708	7374	.503	51	202	.252	2002	2667	.751	3500	2225	1957	9469	115.5
'85-86	3610	7281	.496	74	275	.269	2142	2799	.765	3469	2180	2205	9436	115.1
'86-87	3650	7249	.504	98	339	.289	<b>2269</b>	<b>2928</b>	.775	3593	<b>2359</b>	2082	<b>9667</b>	<b>117.9</b>
'87-88	3661	7460	.491	117	380	.308	2079	2701	.770	3742	<b>3307</b>	2091	9518	116.1
'88-89	3695	7795	.474	216	645	.335	1789	2416	.740	3765	2212	2026	9395	114.6
'89-90	3572	7547	.473	228	688	.331	2031	2734	.743	3907	2085	2048	9365	114.2
'90-91	3577	7369	.485	341	904	.377	1912	2538	.753	3763	2254	1975	9407	114.7
'91-92	3476	7352	.473	325	944	.344	1858	2463	.754	3843	2065	1983	9135	111.4
'92-93	3361	7343	.458	275	843	.326	1901	2551	.745	3733	1969	1892	8898	108.5
'93-94	3371	7427	.454	272	770	.353	1781	2396	.743	3762	2070	1827	8795	107.3
'94-95	3217	7134	.451	462	1266	.365	1555	2230	.697	3795	1846	2024	8451	103.1
'95-96	3064	6688	.458	480	1358	.353	1537	2321	.662	3737	1760	1859	8145	99.3
'96-97	3000	6465	.464	501	1401	.358	1613	2261	.713	3552	1710	1928	8114	99.0
'97-98	2885	6397	.451	324	1047	.309	1640	2226	.737	3608	1766	1859	7734	94.3
'98-99	1747	3956	.442	246	675	.364	1002	1349	.743	2216	1073	1126	4742	94.8
'99-00	3021	6430	.470	407	1128	.361	1542	2029	.760	3526	1925	1865	7991	97.5
'00-01	3004	6417	.468	369	1057	.349	1447	1899	.762	3441	1963	1745	7824	95.4
'01-02	3004	6671	.450	466	1318	.354	1451	1901	.763	3529	1926	1613	7925	96.6
'02-03	2987	6491	.460	379	1150	.330	1450	1947	.745	3370	1860	1634	7803	95.2
'03-04	2898	6467	.448	381	1102	.346	1263	1728	.731	3416	1768	1554	7440	90.7
'04-05	2896	6422	.451	420	1161	.362	1409	1944	.725	3374	1722	1703	7621	92.9
'05-06	2791	6267	.445	364	1042	.349	1339	1944	.689	3089	1490	1828	7285	88.8
'06-07	2874	6392	.450	426	1232	.346	1543	2006	.769	3222	1513	1931	7717	94.1
'07-08	2935	6546	.448	538	1426	.377	1412	1841	.767	3339	1733	1642	7820	95.4
'08-09	3018	6494	.465	596	1555	<b>.383</b>	1521	1988	.765	3420	1667	1671	8153	99.4
'09-10	2974	6453	.461	491	1388	.354	1606	2033	.790	3296	1674	1715	8045	98.1
'10-11	2951	6599	.447	518	1503	.345	1476	1835	.804	3226	1736	1585	7896	96.3
'11-12	2402	5417	.443	478	1382	.346	1133	1423	.796	2684	1349	1251	6415	97.2
'12-13	3009	6715	.448	673	1904	.353	1304	1680	.776	3348	1784	<b>1518</b>	7995	97.5
'13-14	3207	7134	.450	770	2071	.372	1569	1926	<b>.815</b>	3808	1904	1576	8753	106.7
'14-15	3175	7049	.450	807	2231	.362	1272	1589	.801	3760	1799	1494	8429	102.8
'15-16	3167	7040	.450	<b>864</b>	<b>2336</b>	.370	1424	1889	.754	3730	1748	1782	8622	105.1
'16-17	3243	7059	.459	852	2272	.375	1513	1940	.780	3580	1733	1736	8851	107.9

Bold indicates all-time high for Trail Blazers. Bold in personal foul column is all-time low. 1998-99 (50 games) and 2011-12 (66 games) were lockout-shortened seasons.

# YEAR-BY-YEAR TEAM STATS - DEFENSE

YEAR	FG	FGA	Pct.	3FG	3A	Pct.	FT	FTA	Pct.	REB	AST	PF	PTS	Avg.
'70-71	3900	8333	.468	—	—	—	2037	2758	.739	4885	2267	2035	9837	120.0
'71-72	3841	7906	.486	—	—	—	1875	2499	.750	4439	2312	1903	9557	116.5
'72-73	3709	7780	.477	—	—	—	1800	2327	.774	4236	2271	1885	9218	112.4
'73-74	3664	7571	.484	—	—	—	1825	2299	.794	3875	2308	1961	9153	111.6
'74-75	3379	7502	.450	—	—	—	1714	2178	.787	3779	2090	2085	8472	103.3
'75-76	3405	7531	.452	—	—	—	1825	2333	.782	3778	1920	2128	8635	105.3
'76-77	3408	7404	.460	—	—	—	1889	2514	.751	3707	1817	2242	8705	106.2
'77-78	3289	7318	.449	—	—	—	1747	2282	.766	3710	1818	2093	8325	101.5
'78-79	3448	7059	.488	—	—	—	1889	2501	.755	3430	1963	2206	8785	107.1
'79-80	3349	7008	.478	55	186	.296	1716	2281	.752	3496	2008	1880	8469	103.3
'80-81	3584	7351	.488	<b>34</b>	<b>129</b>	.264	1805	2377	.759	3668	2109	1932	9007	109.8
'81-82	3637	7293	.499	54	206	.262	1629	2149	.758	3588	2114	2142	8957	109.2
'82-83	3503	7211	.486	55	188	.293	1572	2046	.768	3490	2072	2232	8633	105.3
'83-84	3566	6943	.514	57	206	.277	1797	2366	.760	3244	2119	2184	8986	109.6
'84-85	3697	7494	.493	59	232	.254	1737	2269	.766	3604	2235	2160	9190	112.1
'85-86	3637	7249	.502	83	248	.335	1992	2638	.755	3541	2254	<b>2262</b>	9349	114.0
'86-87	3649	7523	.485	116	421	.276	1996	2589	.771	3487	2189	2228	9410	114.8
'87-88	3492	7341	.476	141	462	.305	2022	2632	.768	3553	2154	2135	9147	111.5
'88-89	3572	7322	.488	198	546	.363	1933	2504	.772	3542	2073	1960	9275	113.1
'89-90	3351	7227	.464	190	565	.336	1917	2500	.767	3412	2026	2086	8847	107.9
'90-91	3320	7275	.456	236	730	.323	1819	2341	.777	3433	2048	2075	8695	106.0
'91-92	3249	7150	.454	244	805	.303	1797	2367	.759	3433	1980	1957	8539	104.1
'92-93	3337	7125	.468	277	811	.342	1692	2226	.760	3549	2059	2089	8643	105.4
'93-94	3311	7057	.469	296	830	.357	1661	2216	.750	3497	2094	1944	8579	104.6
'94-95	2951	6465	.456	442	1189	.372	1794	2380	.754	3178	1789	1938	8138	99.2
'95-96	2953	6677	.442	472	1355	.348	1574	2127	.740	3248	1817	1996	7972	97.0
'96-97	<b>2798</b>	6423	.436	457	1279	.357	1719	2327	.739	3149	1703	1887	7772	94.8
'97-98	2810	6520	<b>.431</b>	373	1087	.343	1626	2253	.722	3212	1764	1823	7619	92.9
'98-99	1644	3939	<b>.417</b>	220	691	.318	916	1263	.725	2004	962	1142	4424	88.5
'99-00	2825	6557	<b>.431</b>	394	1195	.330	1422	1985	<b>.716</b>	3198	1705	1872	<b>7466</b>	<b>91.0</b>
'00-01	2819	6436	.438	406	1103	.368	1436	1930	.744	3184	1745	1738	7480	91.2
'01-02	2951	6508	.453	466	1285	.363	1312	1771	.741	3218	1945	1651	7680	93.7
'02-03	2942	6540	.450	438	1285	.341	1267	1659	.764	3204	1863	1670	7589	92.5
'03-04	2954	6567	.450	417	1222	.341	<b>1219</b>	<b>1618</b>	.753	3308	1912	1534	7544	92.0
'04-05	3056	6842	.447	440	1283	.343	1397	1851	.755	3461	1923	1670	7949	96.9
'05-06	3032	6472	.468	498	1306	.381	1498	1971	.760	3474	1737	1704	8060	98.3
'06-07	2962	6292	.471	467	1293	.361	1678	2157	.778	3197	1703	1750	8069	98.4
'07-08	2983	6616	.451	533	1499	.356	1401	1828	.766	3422	1714	1656	7900	96.3
'08-09	2899	6302	.460	487	1301	.374	1430	1780	.803	<b>2976</b>	1590	1733	7715	94.1
'09-10	2950	6352	.464	480	1399	.343	1394	1870	.745	3123	1583	1767	7774	94.8
'10-11	2904	<b>6218</b>	.467	529	1440	.367	1434	1869	.767	3253	<b>1573</b>	1743	7771	94.8
'11-12	2476	5349	.463	442	1217	.363	1062	1421	.747	2792	1392	1306	6456	97.8
'12-13	3224	6807	.474	521	1531	.340	1286	1690	.761	3479	1944	1537	8255	100.7
'13-14	3248	7203	.451	534	1504	.355	1396	1822	.766	3566	1675	1698	8426	102.8
'14-15	3130	7123	.439	524	1552	.338	1298	1713	.758	3656	1669	1534	8082	98.6
'15-16	3146	6945	.453	700	1888	.371	1562	2129	.734	3583	1770	1597	8554	104.3
'16-17	3213	7069	.455	762	2058	.370	1706	2173	.785	3608	1688	1624	8894	108.5

*Bold indicates all-time low by Trail Blazers defense. Bold in personal foul column is opponents' all-time high. 1998-99 (50 games) and 2011-12 (66 games) were lockout-shortened seasons.*

## YEARLY WINNING, LOSING STREAKS

Overall Winning Streak	Home Winning Streak	Road Winning Streak	Overall Losing Streak	Home Losing Streak	Road Losing Streak
1970-71.....5	1970-71.....5	1970-71.....3	1970-71.....9	1970-71.....5	1970-71.....13
1971-72.....3	1971-72.....2	1971-72.....1	<b>1971-72.....13*</b>	1971-72.....6	1971-72.....19
1972-73.....3	1972-73.....3	1972-73.....2	1972-73.....9	1972-73.....6	1972-73.....11
1973-74.....3	1973-74.....4	1973-74.....2	1973-74.....9	1973-74.....4	<b>1973-74.....21*</b>
1974-75.....6	1974-75.....10	1974-75.....2	1974-75.....6	1974-75.....3	1974-75.....8
1975-76.....7	1975-76.....6	1975-76.....3	1975-76.....4	1975-76.....4	1975-76.....5
1976-77.....6	1976-77.....15	1976-77.....3	1976-77.....5	1976-77.....3	1976-77.....6
1977-78.....8	<b>1977-78.....26*</b>	1977-78.....4	1977-78.....5	1977-78.....2	1977-78.....6
1978-79.....5	1978-79.....10	1978-79.....4	1978-79.....6	1978-79.....1	1978-79.....7
1979-80.....9	1979-80.....6	1979-80.....3	1979-80.....10	1979-80.....3	1979-80.....12
1980-81.....9	1980-81.....7	1980-81.....5	1980-81.....5	1980-81.....2	1980-81.....13
1981-82.....7	1981-82.....6	1981-82.....3	1981-82.....5	1981-82.....3	1981-82.....5
1982-83.....6	1982-83.....15	1982-83.....2	1982-83.....4	1982-83.....2	1982-83.....5
1983-84.....8	1983-84.....9	1983-84.....4	1983-84.....5	1983-84.....3	1983-84.....6
1984-85.....5	1984-85.....11	1984-85.....2	1984-85.....7	1984-85.....4	1984-85.....8
1985-86.....4	1985-86.....8	1985-86.....4	1985-86.....12	1985-86.....5	1985-86.....13
1986-87.....5	1986-87.....12	1986-87.....3	1986-87.....4	1986-87.....2	1986-87.....5
1987-88.....9	1987-88.....11	1987-88.....5	1987-88.....5	1987-88.....2	1987-88.....4
1988-89.....4	1988-89.....12	1988-89.....3	1988-89.....6	1988-89.....4	1988-89.....9
1989-90.....10	1989-90.....12	1989-90.....6	1989-90.....3	1989-90.....1	1989-90.....4
<b>1990-91.....16*</b>	1990-91.....13	<b>1990-91.....9*</b>	1990-91.....4	1990-91.....2	1990-91.....2
1991-92.....7	1991-92.....13	1991-92.....4	1991-92.....3	1991-92.....2	1991-92.....3
1992-93.....8	1992-93.....7	1992-93.....3	1992-93.....4	1992-93.....4	1992-93.....3
1993-94.....6	1993-94.....11	1993-94.....3	1993-94.....4	1993-94.....3	1993-94.....5
1994-95.....4	1994-95.....6	1994-95.....3	1994-95.....4	1994-95.....3	1994-95.....6
1995-96.....7	1995-96.....11	1995-96.....3	1995-96.....6	1995-96.....6	1995-96.....7
1996-97.....11	1996-97.....9	1996-97.....4	1996-97.....5	1996-97.....2	1996-97.....6
1997-98.....5	1997-98.....6	1997-98.....4	1997-98.....5	1997-98.....3	1997-98.....4
1998-99.....8	1998-99.....17	1998-99.....6	1998-99.....2	1998-99.....1	1998-99.....3
1999-00.....11	1999-00.....16	1999-00.....5	1999-00.....3	1999-00.....4	1999-00.....2
2000-01.....10	2000-01.....10	2000-01.....5	2000-01.....5	2000-01.....3	2000-01.....3
2001-02.....12	2001-02.....8	2001-02.....6	2001-02.....6	2001-02.....3	2001-02.....4
2002-03.....8	2002-03.....4	2002-03.....5	2002-03.....3	2002-03.....2	2002-03.....3
2003-04.....5	2003-04.....6	2003-04.....4	2003-04.....5	2003-04.....4	2003-04.....10
2004-05.....3	2004-05.....4	2004-05.....2	2004-05.....7	2004-05.....6	2004-05.....10
2005-06.....4	2005-06.....4	2005-06.....2	2005-06.....11	2005-06.....5	2005-06.....16
2006-07.....5	2006-07.....12	2006-07.....3	2006-07.....5	2006-07.....4	2006-07.....5
2007-08.....13	2007-08.....12	2007-08.....3	2007-08.....5	2007-08.....3	2007-08.....9
2008-09.....6	2008-09.....12	2008-09.....3	2008-09.....3	2008-09.....2	2008-09.....5
2009-10.....6	2009-10.....6	2009-10.....5	2009-10.....3	2009-10.....2	2009-10.....4
2010-11.....6	2010-11.....8	2010-11.....7	2010-11.....6	2010-11.....2	2010-11.....4
2011-12.....3	2011-12.....6	2011-12.....1	2011-12.....7	2011-12.....4	2011-12.....6
2012-13.....5	2012-13.....9	2012-13.....2	<b>2012-13.....13*</b>	<b>2012-13.....8*</b>	2012-13.....7
2013-14.....11	2013-14.....8	2013-14.....7	2013-14.....4	2013-14.....2	2013-14.....4
2014-15.....9	2014-15.....7	2014-15.....7	2014-15.....5	2014-15.....1	2014-15.....7
2015-16.....6	2015-16.....8	2015-16.....6	2015-16.....7	2015-16.....3	2015-16.....6
2016-17.....6	2016-17.....8	2016-17.....4	2016-17.....6	2016-17.....3	2016-17.....8

## 20 POINTS - 20 REBOUNDS CLUB

LeROY ELLIS (3)	Points	Rebounds
10/27/70 Buffalo.....	25	26
11/29/70 at Milwaukee.....	27	25
2/20/71 Philadelphia.....	33	20
<b>GARY GREGOR (1)</b>		
2/5/71 San Francisco.....	24	20
<b>SIDNEY WICKS (6)</b>		
1/28/72 Golden State.....	25	25
2/19/72 L.A. Lakers.....	23	22
3/17/72 Golden State.....	27	23
12/19/72 at Chicago.....	31	22
1/5/73 Philadelphia.....	24	22
2/26/75 at L.A. Lakers.....	21	27
<b>LLOYD NEAL (1)</b>		
2/17/73 L.A. Lakers.....	20	22
<b>BILL WALTON (8)</b>		
11/03/74 Golden State.....	20	21
12/4/75 at Atlanta.....	24	20
1/11/76 at Atlanta.....	36	22
1/23/76 L.A. Lakers.....	27	22
1/24/76 at Golden State.....	28	26
11/2/76 Atlanta.....	22	22
11/26/76 at L.A. Lakers.....	26	21
12/18/76 L.A. Lakers.....	28	26
<b>MAURICE LUCAS (3)</b>		
12/18/76 L.A. Lakers.....	26	21
2/3/77 at Indiana.....	35	22
2/19/77 at Denver.....	35	20

MYCHAL THOMPSON (4)	Points	Rebounds
11/3/78 San Diego.....	20	22
12/10/81 at Phoenix.....	21	21
4/16/81 Phoenix.....	25	20
12/2/82 at Seattle.....	22	20
<b>SAM BOWIE (1)</b>		
4/7/85 at L.A. Lakers.....	21	20
<b>JEROME KERSEY (2)</b>		
2/12/88 Denver.....	34	20
3/3/89 Philadelphia.....	23	20
<b>BUCK WILLIAMS (1)</b>		
12/16/90 Orlando.....	26	20
<b>ARVYDAS SABONIS (2)</b>		
2/25/98 at Chicago.....	21	20
3/12/98 Minnesota.....	28	20
<b>BRIAN GRANT (1)</b>		
4/3/98 Dallas.....	20	20
<b>ZACH RANDOLPH (1)</b>		
4/11/03 at Memphis.....	31	20
12/18/03 Phoenix.....	29	20
<b>LAMARCUS ALDRIDGE (5)</b>		
1/20/12 at Toronto.....	33	23
4/17/13 Golden State.....	30	21
11/23/13 at Golden State.....	30	21
12/12/13 Houston.....	31	25
1/20/14 at Houston.....	27	20
<b>JUSUF NURKIC (1)</b>		
3/9/17 Philadelphia.....	28	20

# MONTH-BY-MONTH RECORDS

	October	November	December	January	February	March	April	May
1970-71	4-5	5-13	3-10	5-11	6-8	6-6		
1971-72	1-5	2-14	5-13	4-11	3-14	3-7		
1972-73	1-8	5-8	3-14	4-10	3-11	5-10		
1973-74	5-4	5-9	7-8	2-11	2-14	6-9		
1974-75	3-4	9-6	3-9	7-8	4-10	9-7	3-0	
1975-76	0-4	8-7	4-10	9-6	6-8	7-7	3-3	
1976-77	3-1	9-5	11-6	11-5	3-8	7-8	5-0	
1977-78	4-1	12-2	11-2	12-3	11-2	6-11	2-3	
1978-79	4-4	9-6	5-6	5-9	8-5	12-4	2-3	
1979-80	9-2	7-8	4-11	6-8	4-7	8-8		
1980-81	3-6	4-12	13-2	7-7	7-6	11-4		
1981-82	1-0	9-4	6-8	7-6	6-9	7-8	6-5	
1982-83	0-2	9-7	9-5	9-4	7-6	7-8	5-4	
1983-84	1-1	10-5	10-6	6-7	9-5	10-4	2-6	
1984-85	2-0	8-8	4-9	6-9	7-6	10-6	5-2	
1985-86	2-1	10-6	8-8	8-7	1-12	7-5	4-3	
1986-87	0-1	8-8	11-3	8-7	9-4	8-5	5-5	
1987-88		7-5	10-5	8-5	9-6	9-4	10-4	
1988-89		7-7	9-4	6-8	5-7	5-12	7-5	
1989-90		11-3	8-7	12-2	7-5	13-4	8-2	
1990-91	12-1		15-3	10-4	7-5	9-5	10-1	
1991-92	9-6		10-4	11-3	9-4	12-5	6-3	
1992-93	9-2		8-6	11-4	4-7	9-8	10-4	
1993-94	8-5		9-6	8-6	9-4	7-9	6-5	
1994-95	6-6		7-7	9-6	8-4	7-10	7-5	
1995-96	7-8		5-9	9-6	4-9	11-3	8-3	
1996-97	10-6		6-9	9-6	5-7	13-2	6-3	
1997-98	0-1	10-4	8-5	6-9	9-4	7-8	6-5	
1998-99					9-3	15-3	10-6	1-3
1999-00		13-3	9-4	11-3	12-2	7-7	7-4	
2000-01	0-1	11-5	10-4	12-4	7-4	7-7	3-6	
2001-02	1-1	8-6	4-9	11-4	9-4	11-5	5-4	
2002-03	1-1	6-7	11-4	11-4	9-4	7-7	5-5	
2003-04	0-1	8-6	7-8	6-9	8-6	9-6	3-5	
2004-05		8-6	5-8	4-11	5-7	2-14	3-9	
2005-06		5-9	5-10	6-8	2-11	2-13	1-10	
2006-07		6-10	7-8	7-9	4-7	5-10	3-6	
2007-08	0-1	5-10	13-2	8-6	5-9	7-8	3-5	
2008-09	1-1	11-5	8-6	9-5	7-5	11-5	7-1	
2009-10	1-2	11-5	9-6	7-8	7-6	11-2	4-3	
2010-11	3-0	5-9	9-7	8-6	8-4	10-6	5-2	
2011-12			3-0	9-9	6-8	6-11	4-10	
2012-13	1-0	5-10	9-4	8-8	3-9	7-9	0-9	
2013-14	0-1	13-2	12-4	8-6	7-5	8-9	6-1	
2014-15	1-1	12-3	13-3	6-9	6-3	10-6	3-6	
2015-16	1-2	6-9	7-10	9-5	9-2	8-8	4-2	
2016-17	2-1	8-9	4-11	8-7	2-7	13-3	4-3	
	55-63	366-295	357-303	363-309	297-303	387-326	208-171	1-3
	.466	.554	.541	.540	.495	.543	.549	.333

# ALL-TIME TRIPLE-DOUBLES

	Pts-Reb-Ast
<b>JIM BARNETT (1)</b>	
12/1/70 San Diego	27 - 10 - 12
<b>DALE SCHLUETER (2)</b>	
14/4/71 L.A. Lakers	20 - 19 - 10
11/1/72 Baltimore	16 - 17 - 10
<b>SIDNEY WICKS (7)</b>	
10/21/72 Golden State	28 - 10 - 12
11/17/72 Golden State	25 - 16 - 10
11/25/72 at Philadelphia	30 - 14 - 10
1/7/73 Detroit	19 - 18 - 10
1/1/74 Buffalo	26 - 10 - 14
3/24/74 Milwaukee	22 - 16 - 10
10/25/75 Phoenix	21 - 18 - 10
<b>JOHN JOHNSON (2)</b>	
12/13/73 at Phoenix	17 - 10 - 11
4/4/75 K.C.-Omaha	23 - 11 - 11
<b>LARRY STEELE (1)</b>	
11/16/74 L.A. Lakers	12 - 11 - 10*
<b>BILL WALTON (5)</b>	
1/28/75 Phoenix	12 - 13 - 11
11/29/75 Buffalo	14 - 10 - 10
10/20/76 at New York	21 - 19 - 10
12/6/77 at Cleveland	22 - 10 - 10
4/22/77 Denver (PO)	19 - 16 - 10

	Pts-Reb-Ast
<b>MYCHAL THOMPSON (2)</b>	
4/5/83 L.A. Lakers	24 - 12 - 11
1/6/84 Denver	24 - 16 - 11
<b>CLYDE DREXLER (21)</b>	
3/1/85 Cleveland	19 - 10 - 10
3/5/85 at Atlanta	13 - 11 - 10
12/30/85 San Antonio	23 - 15 - 11
4/23/85 Dallas (PO)	20 - 10 - 10
5/3/85 L.A. Lakers (PO)	18 - 11 - 14
1/3/86 Phoenix	18 - 10 - 10
1/10/86 at Milwaukee	26 - 11 - 10**
3/1/86 Houston	24 - 12 - 13
11/14/86 L.A. Clippers	24 - 12 - 11
3/12/87 at L.A. Lakers	30 - 10 - 10
4/17/87 Utah	29 - 12 - 10
1/4/89 at L.A. Lakers	33 - 11 - 10
2/24/89 at Cleveland	18 - 11 - 12
2/26/89 at Miami	26 - 11 - 10
4/4/89 Detroit	25 - 13 - 10
3/7/90 at Boston	39 - 11 - 12
11/13/90 Denver	39 - 11 - 12
1/15/91 Minnesota	32 - 10 - 11
2/26/91 at San Antonio	11 - 14 - 11
4/20/91 L.A. Clippers	20 - 13 - 10
5/12/91 at Utah (PO)	15 - 11 - 10

\*points, rebounds, steals  
\*\*points, assists, steals

	Pts-Reb-Ast
<b>TERRY PORTER (7)</b>	
2/5/87 L.A. Lakers	18 - 10 - 13
3/5/87 at Seattle	14 - 11 - 10
12/26/87 at Cleveland	15 - 10 - 14
2/14/88 Houston	13 - 10 - 13
12/16/88 at Phoenix	17 - 13 - 15
12/27/88 at Sacramento	12 - 10 - 13
4/1/89 L.A. Clippers	10 - 10 - 15
<b>JEROME KERSEY (1)</b>	
2/4/89 San Antonio	14 - 10 - 10
<b>ROD STRICKLAND (2)</b>	
11/22/92 Detroit	11 - 10 - 13
2/15/95 at Phoenix	26 - 11 - 18
<b>DAMON STODAMIRE (3)</b>	
4/6/01 at Golden State	15 - 10 - 10
4/6/05 Golden State	15 - 10 - 10
4/15/05 at Golden State	18 - 12 - 11
<b>BRANDON ROY (1)</b>	
2/1/08 New York	20 - 10 - 11
<b>NICOLAS BATUM (4)</b>	
1/21/13 Detroit	12 - 10 - 11
1/26/13 L.A. Clippers	20 - 10 - 12
11/2/13 San Antonio	11 - 12 - 11
1/8/14 Orlando	14 - 10 - 14



# YEARLY OFFENSIVE RANKINGS

YEAR	FG	FGA	Pct.	FT	FTA	Pct.	ORB	DRB	RB	AST	PF	DQ	ST	BLK	TO	PTS
70-71	5	2	15	8	10	3	—	—	13	2	8	9T	—	—	—	4
71-72	13	8	14	11	10	13T	—	—	13	4	12	8T	—	—	—	15
72-73	12	11	8	12	6	16	—	—	15	8	5	3T	—	—	—	10
73-74	6	11	4	12	8	15	7	14	10	6T	5	10	1	9	3T	10
74-75	9	16	1	6	3	15T	14	7	10	1	6	7	4T	5	1	7
75-76	12	16	5	7	5	16	12	4	7	3	4	7T	7	5	1	11
76-77	7	12	5T	3	4	7	8	6	8	9	2	5	6	4	7	3
77-78	11	19	5	12	14	8	13T	7	9	11	9	9T	11	14	15	12
78-79	15	19T	11T	10	10	9	7T	12	11	18	4	3	10	6	8	14
79-80	19	18	14	20	18	17T	8	13	9	21	12	14	18	8	10	21
80-81	3	3	7	20	19	21	7	12	12	5	13	8	8	9	13	6
81-82	7	13	4T	11	6T	20	14	15	17	13	20	14	10	18	16T	9
82-83	18	20	12	6	6	11	15	18	19	18	21	15T	11T	19	20	15
83-84	8	15	4	4	4	15T	4	22	14	16	12	18T	3T	13	11	6
84-85	6	8	6	4	2	17	9	20	14	9	18	11T	2	5	11	4
85-86	8	9	6	1	2	10	11	19	20	9	5	9T	2	18	6	3
86-87	3	13	3	1	1	8	15	11	15	3	7	2T	5	20	3	1
'87-88	3	3	4T	2	2	11	4	4T	3	6	4	7T	9	21	10	2
88-89	5	3	13T	14T	8	21	2	15T	2T	7	9T	8	5	20	10	6
89-90	3	3	18T	3	2	23	2	4	1	11	4	8T	11	19	10	4
90-91	4	3	8T	6	4	18	11	4	5	1	9	14	11	14	15	3
91-92	8	6	13T	4	3	7	3	5	2	9	4	1T	9	16	8	4
92-93	11	1	23	4	1	18	7	8	4	20	14T	10	6	5	14	4
93-94	4	1	22	2	3	11	1	7	3	9	13	25	11	16	22	3
94-95	8T	2	19	18	14	26	1	5	2	16	9	14T	13	7	25	10
95-96	14	7	19	18	6	29	7	2	3	21	16	28	22	14	22	16
96-97	9T	15	9	9T	6	26	10	3	4	20	6	8T	20	6	9	11
97-98	19	21	15	12	8	19	11	2	4	17	16T	24T	28	7	26T	19
98-99	11	12	13T	10	10	9T	13	3	3	10T	18	8	18	4	16	5
99-00	13	25	1	17	18	10	19	10	14	9	19	22T	15	16	16	5
00-01	9	24	2	22	23	9	18	16	18	5	20T	23T	9T	16	18	14
01-02	10	13	9	15	18	11	6	16	9	5T	5	1T	6	22	18	14
02-03	9	22	5	20	17	20	13	25	22	8	2	1T	3	24	19	15
03-04	12	19	5	28	28	23	10	26	19	13	1	2T	18	8T	14	21
04-05	20	22	12	29	28	25	18	20	21	18	4	6T	19	1	27	27
05-06	25	25	23	28	27	30	18	30	30	28	10	7	26T	10	21	30
06-07	27	23	23	18	21	8	14	29	28	30	24	8T	25	17	14	29
07-08	27	23	20	24	26	13	18	23	25	18	9	9T	30	21	6	27T
08-09	15	23	8	20	16	17	1	27	12T	19	12	14T	25	13	8	14
09-10	27	26	15	9	12	3	14	28	26	21	19	13T	25	24	2	21
10-11	25	19	24	18	28	3	4	30	27	16	5	15T	5	21	4	24
11-12	18	13	17	11	17T	2	18	22T	25	17	11	2T	11T	18	11	16
12-13	18	11	16	22T	24	7	23	18	24	18	7	2T	28	26	16	15
13-14	5	3	15	7	13	1	3	4T	1	9	6	12T	30	14	5	4
14-15	8	5	17	27	28	1	16	1	2	12	2T	8T	27	18T	9	9
15-16	10	9T	16	15	14T	19	4	8	5	21	26	24T	25	18	17	6
16-17	9	13	14	11	11	14	15	14	14	23	26	28T	25T	10T	15	8

# TRAIL BLAZERS IN OVERTIME

## 1970-71 (1-2)

12/20	Phila.	L	132-134
1/6	at Cincinnati	L	128-133
3/20	at Buffalo	W	132-129

## 1971-72 (2-3)

11/30	Phoenix	L	111-121
12/7	at Detroit	W	131-130
12/10	at Buffalo	W	101-100
2/5	Phoenix	L	117-118
2/13	Seattle	L	117-127

## 1972-73 (1-1)

10/22	at Seattle	L	119-120
3/25	Buffalo	W	113-107

## 1973-74 (0-2)

12/21	Boston	L	120-124
2/19	at N.Y.	L	116-119

## 1974-75 (3-1)

10/18	Cleve. (4)	W	131-129
11/19	Chicago	W	98-92
1/25	at G.S.	L	109-114
2/28	at Lakers (2)	W	117-116

## 1975-76 (2-0)

1/24	at G.S.	W	125-123
3/23	Milw.	W	100-97

## 1976-77 (1-1)

11/24	Chicago	W	117-115
12/18	Lakers	L	111-115

## 1977-78 (2-0)

1/15	at Boston	W	107-93
2/21	at San Ant.	W	118-114

## 1978-79 (1-3)

12/28	at Phoenix	L	127-129
2/16	at San Ant.	L	120-121
2/25	at Detroit	W	126-119
3/5	Milw.	L	110-122

## 1979-80 (2-2)

11/4	San Ant.	W	127-124
12/1	at Houston	L	112-120
12/6	at Utah	L	82-87
3/19	at G.S.	W	115-113

## 1980-81 (5-2)

11/8	San Diego	L	106-110
12/20	Atlanta	W	122-119
2/3	Wash.	W	111-104
2/8	K.C.	W	129-123
2/20	at N.J.	L	113-123
2/22	at Indiana	W	113-109
3/8	G.S.	W	120-112

## 1981-82 (4-0)

1/3	K.C.	W	127-116
3/2	Phoenix	W	119-108
3/19	at Utah	W	131-129
4/11	G.S.	W	116-106

## 1982-83 (1-2)

11/4	San Ant.	L	107-108
11/26	at Detroit	L	118-132
1/22	at Houston	W	113-96

## 1983-84 (1-1)

12/3	at N.J.	W	128-122
3/16	Chicago (4)	L	155-156

## 1984-85 (2-3)

11/1	Phoenix (3)	L	130-139
11/20	N.J.	W	117-107
3/6	at Wash. (2)	L	121-127
3/26	Lakers	W	116-113
4/7	at Lakers	L	133-135

## 1985-86 (4-2)

10/25	Phoenix	W	128-123
12/13	at G.S.	W	127-124
12/27	at Dallas	W	142-133
1/1	Phila.	L	119-121
1/23	Seattle (2)	W	117-107
2/14	Boston	L	119-120

## 1986-87 (5-0)

11/7	Dallas	W	120-113
11/18	at Houston	W	115-111
12/7	N.Y.	W	107-104
1/9	at N.J.	W	127-120
1/26	Denver	W	145-141

## 1987-88 (1-1)

3/17	at Denver	L	115-116
4/22	Denver	W	141-135

## 1988-89 (4-1)

12/11	San Ant.	W	128-123
1/6	Sac. (2)	W	147-142
3/5	Indiana	L	118-121
4/1	at Charlotte	W	125-121
4/29	Sac.	W	126-120

## 1989-90 (3-2)

12/29	at Dallas (3)	W	144-140
2/6	Lakers	L	119-121
2/14	at Lakers (2)	W	132-128
4/3	at Seattle	L	134-136
4/18	at Phoenix	W	128-120

## 1990-91 (4-3)

11/3	at Sac.	W	95-93
11/6	at Lakers	W	125-123
12/1	at Seattle (3)	W	130-124
1/11	at Detroit	L	98-100
2/26	at San Ant.	L	101-102
3/10	Boston	L	109-111
3/29	at Lakers	W	109-105

## 1991-92 (2-4)

11/26	Milw.	W	107-98
11/29	Chicago (2)	L	114-116
12/6	at Phila.	L	102-105
1/19	at Phoenix	L	128-132
1/28	at G.S.	W	124-116
3/15	at Boston (2)	L	148-152

## 1992-93 (5-3)

12/11	Indiana (2)	L	123-134
12/26	Phila.	W	121-115
1/3	Houston	W	103-101
1/14	Miami	W	104-93
3/19	Houston	W	106-98
3/25	at Sac.	W	113-111
3/29	at Atlanta	L	118-127
4/15	at Utah	L	117-122

## 1993-94 (2-1)

12/14	at Dallas	W	100-93
12/26	G.S.	L	106-108
1/18	at Denver	W	104-103

## 1994-95 (0-1)

2/15	at Phoenix	L	113-120
------	------------	---	---------

## 1995-96 (3-3)

11/7	at Detroit	L	100-107
12/10	Houston (2)	W	103-101
12/15	at Van.	L	100-104
12/30	at Cleve. (2)	L	121-124
1/3	at Boston	W	114-110
3/10	Indiana (2)	W	113-108

## 1996-97 (2-5)

1/17	Minn.	W	95-94
11/19	Sac.	W	92-90
11/26	at Houston	L	101-102
12/3	Indiana	L	93-98
12/13	at Lakers	L	119-120
12/21	at Sac.	L	99-101
2/26	N.Y.	L	95-96

## 1997-98 (0-3)

11/14	Phoenix (4)	L	139-140
1/10	at Milw.	L	90-95
4/10	at Van.	L	96-105

## 1998-99 (3-2)

2/14	at G.S. (2)	L	100-105
3/2	Utah (2)	W	102-100
3/3	at Sac.	W	97-93
3/13	at Clippers	W	106-96
5/1	at San Ant.	L	90-98

## 1999-00 (3-1)

11/20	at Charlotte	W	100-96
11/26	Houston	W	91-88
2/20	at Sac.	W	108-103
3/9	at Indiana	L	119-127

## 2000-01 (2-1)

11/19	at Orlando	W	110-102
12/28	at Utah	W	103-102
2/4	at Clippers (2)	L	120-123

## 2001-02 (3-2)

1/17	Miami	L	90-92
1/22	Sac.	W	116-110
3/2	at Milw.	W	104-103
3/9	at Denver	L	106-109
4/14	Lakers	W	128-120

## 2002-03 (4-2)

11/3	at Lakers	L	95-98
12/14	at Minn.	W	98-92
12/28	at Sac.	W	119-113
1/22	at Atlanta (2)	W	112-110
1/24	at N.O.	W	97-96
2/11	San Ant.	L	111-116

## 2003-04 (6-5)

11/13	Sac.	W	112-110
12/3	Indiana	W	97-95
1/5	at Seattle	L	108-119
1/13	at Clippers	L	96-103
1/20	at Sac.	W	109-105
1/31	Chicago	W	102-95
2/24	at Orlando	W	94-91
3/22	Houston	L	85-93
3/27	Seattle	W	115-108
4/10	at Denver	L	100-110
4/14	Lakers (2)	L	104-105

## 2004-05 (0-2)

12/10	at Utah	L	87-92
1/18	at Sac.	L	107-113

## 2005-06 (1-1)

12/9	N.O./Okla.	W	98-95
1/22	Dallas	L	89-95

## 2006-07 (5-5)

12/6	at Milw.	L	94-102
12/22	Toronto	L	100-101
1/6	at Sac.	W	110-105
1/24	Minnesota	W	101-98
1/27	at Mem. (2)	W	135-132
2/2	at Denver	L	102-114
2/6	Phoenix	L	107-109
2/9	at Charlotte	W	108-100
3/16	at Lakers	L	111-116
3/23	at Atlanta	W	102-100

## 2007-08 (5-2)

12/9	Milwaukee	W	117-113
1/3	at Chi. (2)	W	115-109
1/13	at Tor. (2)	L	109-116
1/21	at Atlanta	W	111-109
2/1	New York	W	94-88
2/4	Denver	L	103-105
3/8	at New York	W	120-114

## 2008-09 (1-4)

11/6	Houston	W	101-99
12/12	Clippers (2)	L	112-120
1/17	at Charlotte	W	97-102
3/19	at Cleveland	L	92-97
3/23	Philadelphia	L	108-114

## 2009-10 (1-5)

11/16	at Atlanta	L	95-99
12/12	at Mil. (2)	L	101-108
1/22	at Boston	L	95-98
1/30	at Dallas	W	114-112
2/21	Utah	L	89-93
2/26	at Chicago	L	111-115

## 2010-11 (2-3)

11/4	Okla. City	L	106-107
1/9	Miami	L	100-107
1/19	at Sac.	W	94-90
2/23	Lakers	L	101-106
2/25	Denver	W	107-106

## 2011-12 (1-3)

1/14	at Houston	L	105-107
2/6	Okla. City	L	107-111
2/11	at Dallas (2)	L	94-97
4/6	at Dallas	W	99-97

## 2012-13 (5-1)

11/3	at Houston	W	95-85
11/16	Houston	W	119-117
12/1	at Cle. (2)	W	118-117
12/3	at Charlotte	W	118-112
1/7	Orlando	W	125-119
1/15	at Denver	L	111-115

## 2013-14 (5-2)

11/17	at Toronto	W	118-110
2/15	at Detroit	W	111-109
12/26	Clippers	W	116-112
2/7	at Indiana	L	113-118
3/9	at Houston	L	113-118
3/18	Milwaukee	W	120-115
4/13	Golden St.	W	119-117

## 2014-15 (4-1)

12/19	at San Ant.	W	129-119
12/23	at Okla. City	W	115-111
12/30	Toronto	W	102-97
2/7	at Dallas	L	101-111
3/4	at Clippers	W	98-93

## 2015-16 (2-3)

11/18	at Houston	L	103-108
12/1	Dallas	L	112-115
2/8	at Memphis	W	112-106
3/8	Washington	W	116-109
3/20	at Dallas	L	120-132

# TRAIL BLAZERS IN NBA'S TOP 10

## SCORING

	Rank	Year	G	Pts.	Avg.
Geoff Petrie.....	7th	1970-71	82	2031	24.8
Geoff Petrie.....	7th	1972-73	79	1970	24.9
Sidney Wicks.....	10th	1972-73	80	1906	23.8
Geoff Petrie.....	8th	1973-74	73	1771	24.3
Kiki Vandeweghe.....	6th	1985-86	79	1962	24.8
Kiki Vandeweghe.....	5th	1986-87	79	2122	26.9
Clyde Drexler.....	6th	1987-88	81	2185	27.0
Clyde Drexler.....	4th	1988-89	78	2123	27.2
Clyde Drexler.....	4th	1991-92	76	1903	25.0
Brandon Roy.....	10th	2008-09	78	1765	22.6
LaMarcus Aldridge.....	7th	2011-12	55	1191	21.7
LaMarcus Aldridge.....	9th	2012-13	74	1560	21.1
LaMarcus Aldridge.....	8th	2013-14	69	1603	23.2
LaMarcus Aldridge.....	7th	2014-15	71	1661	23.4
<b>Damian Lillard.....</b>	<b>6th</b>	<b>2015-16</b>	<b>75</b>	<b>1879</b>	<b>25.1</b>
<b>Damian Lillard.....</b>	<b>6thT</b>	<b>2016-17</b>	<b>75</b>	<b>2024</b>	<b>27.0</b>

## FG Pct.

	Rank	Year	FG	FGA	Pct.
Bob Gross.....	6th	1976-77	376	711	.529
Bill Walton.....	7thT	1976-77	491	930	.528
Bob Gross.....	8thT	1977-78	381	720	.529
Tom Owens.....	9thT	1978-79	600	1095	.548
Kermit Washington.....	8th	1979-80	421	761	.553
Kermit Washington.....	6th	1980-81	325	571	.569
Calvin Natt.....	5th	1981-82	515	894	.576
Calvin Natt.....	5th	1983-84	500	857	.583
Steve Johnson.....	8th	1986-87	494	889	.556
Buck Williams.....	8thT	1989-90	413	754	.548
Buck Williams.....	1st	1990-91	358	595	.602
Buck Williams.....	1st	1991-92	304	563	.604
*Otis Thorpe.....	4th	1994-95	385	681	.565
Arvydas Sabonis.....	7th	1995-96	394	723	.545
Rasheed Wallace.....	3rd	1996-97	380	681	.558
Gary Trent.....	10th	1996-97	361	674	.536
Rasheed Wallace.....	8th	1997-98	466	875	.533
Rasheed Wallace.....	5th	1999-00	542	1045	.519
Bonzi Wells.....	2nd	2000-01	387	726	.533
Rasheed Wallace.....	10thT	2000-01	590	1178	.501
Ruben Patterson.....	7th	2001-02	319	619	.515
Ruben Patterson.....	6th	2004-05	319	601	.531
JJ Hickson.....	6th	2012-13	418	744	.562
Robin Lopez.....	7th	2013-14	355	644	.551

## FT Pct.

	Rank	Year	FT	FTA	Pct.
Stan McKenzie.....	9th	1971-72	315	379	.831
Dave Twardzik.....	7th	1978-79	261	299	.873
Billy Ray Bates.....	10th	1980-81	170	199	.854
Kiki Vandeweghe.....	2nd	1984-85	369	412	.896
Jim Paxson.....	4th	1985-86	217	244	.889
Kiki Vandeweghe.....	8th	1985-86	523	602	.869
Kiki Vandeweghe.....	7th	1986-87	467	527	.886
Kiki Vandeweghe.....	10th	1987-88	159	181	.878
Terry Porter.....	6th	1989-90	421	472	.892
Terry Porter.....	9th	1993-94	204	234	.872
Steve Smith.....	6th	2000-01	309	347	.890
Damon Stoudamire.....	4th	2001-02	174	196	.888
Damon Stoudamire.....	10th	2003-04	127	145	.876
Damon Stoudamire.....	4th	2004-05	182	199	.914
Jamal Crawford.....	1st	2011-12	191	206	.927
<b>Damian Lillard.....</b>	<b>1st</b>	<b>2013-14</b>	<b>371</b>	<b>426</b>	<b>.871</b>
<b>Damian Lillard.....</b>	<b>6th</b>	<b>2015-16</b>	<b>414</b>	<b>464</b>	<b>.892</b>
<b>CJ McCollum.....</b>	<b>1st</b>	<b>2016-17</b>	<b>268</b>	<b>294</b>	<b>.912</b>
<b>Damian Lillard.....</b>	<b>7th</b>	<b>2016-17</b>	<b>488</b>	<b>545</b>	<b>.895</b>

Bold indicates current Trail Blazer

\*Includes games played with Houston Rockets

^Includes games played with Toronto Raptors

+Includes games played with Atlanta Hawks

#Includes games played with L.A. Clippers

## 3-Point Pct.

	Rank	Year	3FG	3FGA	Pct.
Kiki Vandeweghe.....	1st	1986-87	39	81	.481
Drazen Petrovic.....	3rd	1989-90	34	74	.459
Terry Porter.....	4th	1990-91	130	313	.415
Danny Ainge.....	6th	1990-91	102	251	.406
Terry Porter.....	7th	1992-93	143	345	.414
Tracy Murray.....	1st	1993-94	50	109	.459
James Jones.....	3rd	2007-08	91	205	.444
<b>CJ McCollum.....</b>	<b>8th</b>	<b>2015-16</b>	<b>197</b>	<b>472</b>	<b>.417</b>
Allen Crabbe.....	2nd	2016-17	134	302	.444
<b>CJ McCollum.....</b>	<b>7th</b>	<b>2016-17</b>	<b>185</b>	<b>439</b>	<b>.421</b>

## REBOUNDS

	Rank	Year	G	Reb.	Avg.
Bill Walton.....	1st	1976-77	65	934	14.4
Maurice Lucas.....	9th	1976-77	79	899	11.4
Kermit Washington.....	9th	1979-80	80	842	10.5
Mychal Thompson.....	4th	1981-82	79	921	11.7
Buck Williams.....	10th	1989-90	82	800	9.8
Arvydas Sabonis.....	9th	1997-98	73	729	10.0
Zach Randolph.....	6th	2003-04	81	851	10.5
#Marcus Camby.....	2nd	2009-10	74	871	11.8
JJ Hickson.....	7th	2012-13	80	828	10.4
LaMarcus Aldridge.....	7th	2013-14	69	766	11.1
LaMarcus Aldridge.....	9th	2014-15	71	726	10.2

## ASSISTS

	Rank	Year	G	Ass.	Avg.
Kelvin Ransey.....	7thT	1980-81	80	555	6.9
Kelvin Ransey.....	9th	1981-82	78	555	7.1
Clyde Drexler.....	10th	1985-86	75	600	8.0
Terry Porter.....	5th	1986-87	80	715	8.9
Terry Porter.....	4th	1987-88	82	831	10.1
Terry Porter.....	4th	1988-89	81	770	9.5
Terry Porter.....	7thT	1989-90	80	726	9.1
Rod Strickland.....	6th	1993-94	82	740	9.0
Rod Strickland.....	4th	1994-95	64	562	8.8
Rod Strickland.....	4th	1995-96	67	640	9.6
^Damon Stoudamire.....	9th	1997-98	71	580	8.2
<b>Damian Lillard.....</b>	<b>8th</b>	<b>2015-16</b>	<b>75</b>	<b>512</b>	<b>6.8</b>

## STEALS

	Rank	Year	G	St.	Avg.
Larry Steele.....	1st	1973-74	81	217	2.68
Larry Steele.....	3rd	1974-75	76	183	2.41
Larry Steele.....	6th	1975-76	81	170	2.10
Lionel Hollins.....	7th	1976-77	76	166	2.18
Lafayette Lever.....	10th	1982-83	81	153	1.89
Clyde Drexler.....	8th	1984-85	80	177	2.21
Clyde Drexler.....	3rd	1985-86	75	197	2.63
Clyde Drexler.....	5th	1986-87	82	204	2.49
Terry Porter.....	10th	1986-87	80	159	1.99
Clyde Drexler.....	5th	1987-88	81	203	2.51
Clyde Drexler.....	5th	1988-89	78	213	2.73
Kenny Anderson.....	10th	1996-97	82	162	1.98

## BLOCKED SHOTS

BLOCKED SHOTS		Year	G	Blk.	Avg.
Lloyd Neal.....	10th	1975-76	68	107	1.57
Bill Walton.....	1st	1976-77	65	211	3.25
Bill Walton.....	4th	1977-78	58	146	2.52
Mychal Thompson.....	8th	1980-81	79	170	2.15
Sam Bowie.....	3rd	1984-85	76	203	2.67
Clifford Robinson.....	9th	1992-93	82	163	1.99
+Theo Ratliff.....	1st	2003-04	85	307	3.61
Theo Ratliff.....	4th	2004-05	63	158	2.51
Joel Przybilla.....	7th	2004-05	76	163	2.14
Joel Przybilla.....	7th	2005-06	56	130	2.32
#Marcus Camby.....	5th	2009-10	74	146	1.97
Robin Lopez.....	8th	2013-14	82	139	1.70

# ／ TEAM HISTORY

## FIRSTS IN TRAIL BLAZERS HISTORY

- First Day ... of professional basketball in Portland as the city is granted a National Basketball Association franchise, February 6, 1970.
- College Draft Choice ... by the Trail Blazers is Geoff Petrie of Princeton, March 23, 1970.
- Head Coach ... hired by the Trail Blazers is Rolland Todd of Nevada-Las Vegas, April 21, 1970.
- Broadcaster ... for the Trail Blazers is Bill Schonely, named to the post on August 17, 1970.
- Preseason Game ... is played before 2,800 fans at Mark Morris High School in Longview, Wash., on September 24, 1970. The Trail Blazers lose to San Francisco, 119-118.
- Regular Season Game ... draws 4,273 fans to Memorial Coliseum on October 16, 1970 to watch Portland defeat Cleveland, 115-112.
- Point ... by a Trail Blazer is a free throw by Jim Barnett at the 9:18 mark of the first quarter of the Portland-Cleveland game on October 16, 1970.
- Field Goal ... scored by a Portland player is by Ron Knight at 8:25 of the first period of the Blazers-Cavaliers game on October 16, 1970.
- Television Game ... for the Trail Blazers is aired on October 23, 1970 from Seattle by KPTV Channel 12 with Jimmy Jones calling the action.
- Road Victory ... by the Trail Blazers is on November 21, 1970 when Portland defeats Buffalo, 112-108, in a doubleheader in Seattle.
- All-Star Game Participant ... from Portland is Geoff Petrie on January 12, 1971.
- Captain ... in the team's history is Rick Adelman, selected on July 29, 1971.
- Crowd to Top 12,000 ... comes to Memorial Coliseum on November 3, 1973 to watch the Trail Blazers defeat the world champion New York Knicks, 107-100. Official attendance is 12,086.
- NBA Game for a U.S. President ... is in Portland on November 1, 1974, when Gerald Ford watches Portland defeat Buffalo, 113-106, at Memorial Coliseum.
- World Championship ... for Portland comes on June 5, 1977, when the Trail Blazers turn back the Philadelphia 76ers, 109-107, in Memorial Coliseum, to claim the NBA title.
- Closed Circuit Telecast ... draws 2,851 fans to Portland's Paramount Theater on October 22, 1977, to watch the Trail Blazers defeat the Spurs, 130-115, in a game televised on a big screen from Memorial Coliseum.
- Uniform Number Retired ... by the Trail Blazers is Lloyd Neal's No. 36 on March 24, 1979.
- Cable TV Game ... for the Trail Blazers was a game between Portland and the Los Angeles Lakers aired on January 25, 1983, broadcast on ON-TV.
- Coach of the Year Award ... for a Portland coach goes to Mike Schuler who is awarded the league's Red Auerbach Trophy on April 24, 1987.
- Trail Blazer to Score 10,000 points ... is Jim Paxson. He becomes the first player in a Trail Blazers uniform to accomplish the feat. It happens in a 117-112 victory over San Antonio on February 21, 1988.
- NBA Draft Held Outside New York ... is hosted by Portland in Memorial Coliseum on June 24, 1992.
- Citizenship Award Winner ... for Portland is Terry Porter who is awarded the NBA's J. Walter Kennedy Citizenship trophy for service to the community on May 3, 1993.
- Sixth Man Award ... for a Trail Blazer goes to Clifford Robinson on May 17, 1993.
- Game in the Moda Center ... by the Trail Blazers is on October 13, 1995. Portland loses a pre-season contest to Minnesota, 99-95, before 21,393 fans.
- Regular Season Game in the Moda Center ... is on Friday, November 3, 1995. The Trail Blazers lose, 92-80, to the Vancouver Grizzlies before 21,398 fans.

## 1970

**Feb. 6** - Portland is granted an NBA franchise at a meeting of the Board of Governors in Los Angeles. Herman Sarkowsky, Robert Shmertz and Lawrence Weinberg are principal owners. Harry Glickman, who led the drive for a franchise, is executive vice president and general manager.

**Feb. 20** - Stu Inman is named Portland's first chief scout to prepare for the college draft.

**March 13** - At a regular season New York-Seattle game played in Memorial Coliseum, "Trail Blazers" is announced as Portland's new NBA team name after a contest that attracts nearly 10,000 entries.

**March 23** - Geoff Petrie of Princeton becomes the first college draft selection of the Trail Blazers.

**April 21** - Rolland Todd from the University of Nevada-Las Vegas is named first coach of the Trail Blazers.

**May 11** - LeRoy Ellis of the Baltimore Bullets is the first selection by Portland in the NBA expansion draft.

**June 27** - The Trail Blazers play in Memorial Coliseum for the first time. In an inter-squad rookie game, the Reds vs. the Whites, Ron Knight scores 34 points and Geoff Petrie 30 for the Reds, but their team loses, 142-136.

**Aug. 17** - Bill Schonely is named first radio voice of the Portland Trail Blazers.

**Sept. 24** - The Trail Blazers play their first pre-season game before 2,800 fans at Mark Morris High School in Longview, Wash., and lose, 119-118, to San Francisco. Stan McKenzie and Jim Barnett lead Portland with 23 points each, and Gary Gregor hauls in 21 rebounds. Darell Garretson and Manny Gomes referee.

**Sept. 26** - The Trail Blazers win their first pre-season game, 116-113, over San Francisco in a game played in the Roseburg, Ore., High School gym. Geoff Petrie scores 22 points and Gary Gregor has 18 rebounds.

**Oct. 16** - The Trail Blazers beat Cleveland, 115-112, in their first NBA game before 4,273 fans in Memorial Coliseum. Honored guests include NBA Commissioner Walter Kennedy, Oregon Governor Tom McCall and Portland Mayor Terry Schrunk.



**Oct. 23** - The Trail Blazers are on television for the first time, with Jimmy Jones on KPTV describing a 141-111 loss in Seattle.

**Nov. 8** - The Trail Blazers draw their first Memorial Coliseum crowd of more than 10,000 as 10,259 turn out for a game with the New York Knicks.

**Nov. 21** - Portland records its first road victory, defeating Buffalo, 112-108, in a doubleheader in Seattle.

## 1971

**Jan. 9** - The Trail Blazers defeat the defending world champion New York Knicks, 114-96, before the largest crowd of Portland's first season, 11,868.

**Jan. 12** - Geoff Petrie is the first Trail Blazer to play in an NBA All-Star game. The game is played in San Diego.

**March 23** - Geoff Petrie scores 37 points in Cleveland to become only the second rookie guard in NBA history to collect more than 2,000 points in a season. (Oscar Robertson is the other.) Petrie goes on to share Rookie of the Year honors with Boston's Dave Cowens.

**July 29** - Rick Adelman is named the first official captain of the Trail Blazers.

## 1972

**Feb. 3** - Rolland Todd is released as coach. Stu Inman takes over for remaining 26 games.

**April 3** - Jack McCloskey of Wake Forest is named head coach.

## 1973

**Jan. 20** - Geoff Petrie scores 51 points in Houston to become the first Trail Blazer to break the 50-point mark.

**March 16** - Geoff Petrie repeats his 51-point performance in Memorial Coliseum, also against Houston.

**Nov. 3** - A crowd of 12,086 watches the Trail Blazers play New York in Memorial Coliseum. It is Portland's first crowd to top 12,000.

## 1974

**March 27** - Larry Steele makes three steals against Golden State to finish the season with 217, leading the NBA in that category. He is the Trail Blazers' first league leader.

**May 4** - Bill Walton signs a Portland contract, turning down offers from the American Basketball Association.

**May 24** - Lenny Wilkens is named head coach of the Trail Blazers, replacing Jack McCloskey who was released from the position on May 15.

**Oct. 18** - Portland defeats Cleveland, 131-129, in four overtimes in the 1974-75 home opener. It is the longest overtime game in the team's history.

## 1975

**Jan. 7** - Larry Weinberg becomes president of the Portland Trail Blazers.

**Feb. 26** - Sidney Wicks hauls down 27 rebounds in Los Angeles for an all-time Portland single-game record, accomplishing the feat in a double-overtime game won by the Trail Blazers, 117-116.

## 1976

**June 1** - Jack Ramsay, who guided Buffalo to the playoffs the previous three seasons, is named head coach of the Trail Blazers, replacing Lenny Wilkens.

## 1977

**March 5** - Portland defeats Seattle, 134-104, to start a string of 34 consecutive regular season victories in Memorial Coliseum.

**April 5** - Detroit plays Portland before 12,359 fans. This is the last Portland regular season and playoff game not to sell out for the next 18 years.

## TRAIL BLAZERS YEARLY MILESTONES

**June 5** - The Trail Blazers defeat Philadelphia, 109-107, in Memorial Coliseum to win the World Championship and ignite Blazermania. In the NBA title game, Bill Walton scores 20 points and has 23 rebounds, seven assists and eight blocked shots and wins MVP honors for the playoffs.



**Aug. 4** - Thousands of fans gather in Memorial Coliseum for a drawing for the final 1,500 season tickets available. Four district court judges supervise the drawing.

**Oct. 22** - The Trail Blazers face San Antonio in Memorial Coliseum and a near capacity crowd of 2,851 turns out to watch the first game on closed circuit television at the Paramount Theater.

### 1978

**Feb. 12** - Denver trips Portland, 103-101, ending the Trail Blazers' 34-game win streak in Memorial Coliseum.

**Feb. 28** - The Trail Blazers defeat Philadelphia, 113-92, to record their 50th win in 60 games.

**April 9** - Portland defeats the Lakers, 114-99, in Memorial Coliseum to finish the season with the NBA's best record, 58-24.

### 1979

**March 24** - The Trail Blazers retire a player's number for the first time in ceremonies honoring Lloyd Neal (No. 36).

**May 2** - The Trail Blazers join forces with radio station KEX.

**June 30** - Jack McKinney resigns as assistant coach for the Trail Blazers to become head coach of the Los Angeles Lakers.

**Oct. 14** - The Trail Blazers sell out for the 100th consecutive game and defeat Denver, 109-93.

### 1980

**Oct. 30** - The first Trail Blazers college scholarship program is announced with Portland, the first team in the NBA to offer scholarships, awarding four.

### 1981

**March 21** - Jack Ramsay signs new three-year contract, with two option years, to coach the Trail Blazers.

**May 18** - Stu Inman is named the team's general manager.

**Oct. 11** - Three jersey numbers are retired in ceremonies in Memorial Coliseum. They belonged to Geoff Petrie (No. 45), Larry Steele (No. 15), and Dave Twardzik (No. 13).

### 1982

**Jan. 5** - The Blazers sell out Memorial Coliseum for the 200th time (regular season and playoffs).

**Jan. 26** - Jim Paxson is named team captain on the day Kermit Washington retires from professional basketball.

**March 18** - The Trail Blazers draw their five millionth fan to Memorial Coliseum, becoming only the second team in NBA history (Seattle is the other) to reach this milestone in 12 seasons.

### 1983

**May 12** - KOIN-TV becomes the official Trail Blazers flagship station.

**June 20** - Rick Adelman is named a coaching assistant to replace Jim Lynam, who becomes head coach at San Diego.

**Nov. 22** - Portland sets an all-time club scoring record with 156 points in a victory over Denver.

### 1984

**March 3** - Portland sells out (12,666) for the 300th consecutive game, an all-time NBA record. The Trail Blazers beat Indiana, 118-98.

**March 23** - Jack Ramsay becomes the second winningest coach in NBA history, directing Portland to a 124-98 victory over Phoenix. It is his 697th career victory.

**March 29** - Jack Ramsay coaches Portland past Kansas City, 120-113, for his 700th NBA victory.

### 1985

**April 5** - KGW radio, 620 AM, is announced as the new official station of the Trail Blazers.

### 1986

**Feb. 1** - Portland matches its all-time scoring record in a 156-121 victory over the Clippers, and in the process posts the fourth-best field goal percentage (.697) in NBA history.

**April 24** - Portland sells out (12,666) for the 400th consecutive game in a playoff contest vs. Denver.

**May 28** - Mike Schuler is named head coach of the Trail Blazers, replacing Jack Ramsay who guided the team for 10 seasons.

**July 11** - The Trail Blazers reach agreement with the Portland Exposition and Recreation Commission that commits the team to the Memorial Coliseum for the next 10 years.

**Sept. 9** - Jon Spoelstra is named general manager of the team; Bucky Buckwalter is named vice president-basketball operations.

### 1987

**March 19** - Harry Glickman, executive vice president and founder of the club, is named president of the Trail Blazers.

**April 24** - Mike Schuler is honored as NBA Coach of the Year, the first Trail Blazers head coach to win the Red Auerbach Trophy.

### 1988

**May 31** - Larry Weinberg announces he has sold the Trail Blazers to Seattle computer magnate Paul Allen.

**Nov. 4** - The Trail Blazers honor Maurice Lucas by retiring his uniform number (No. 20).

### 1989

**Jan. 6** - Portland extends its sellout streak to 500 games, the longest in NBA history.

**Feb. 18** - Rick Adelman is named interim head coach following the firing of Mike Schuler.



**April 14** - KEX radio, 1190 AM, is named the flagship station for the Trail Blazers.

**May 11** - Rick Adelman is named head coach on a permanent basis, the seventh in the team's history.

**Nov. 3** - Bill Walton's jersey number (No. 32) is retired on the opening night of the season, as the Trail Blazers christen their 20th anniversary season.

**Dec. 26** - Clyde Drexler scores his 10,000th career point then surpasses Jim Paxson's total of 10,003 to become the all-time leading scorer in Trail Blazers history.

## 1990

**April 22** - The Trail Blazers hand the Los Angeles Lakers their worst loss ever, 130-88, and pick up their 59th victory of the season, a then club record.

**May 31** - A 112-109 victory in Phoenix gives the Trail Blazers their second Western Conference title, as they capture the best-of-seven series, four games to two.

**June 14** - Portland loses, 92-90, to the Detroit Pistons in the fifth and deciding game of the 1990 NBA Finals.

**Nov. 25** - Portland's 117-113 triumph over San Antonio gives the Trail Blazers an 11-0 season start. The Trail Blazers outscore the Spurs, 49-18, in the first period, the team's most productive quarter ever.

**Nov. 27** - The 10 millionth fan enters the doors at Memorial Coliseum and witnesses a 123-109 loss to the Phoenix Suns.

**Dec. 8** - A 109-101 conquest of Chicago gives the Trail Blazers their 12th consecutive road victory (over two seasons), the second best streak in NBA history at the time.

**Dec. 11** - The Trail Blazers defeat Indiana, 122-96, to improve their record to 19-1, the second best start with one loss in league annals.

## 1991

**Jan. 6** - Memorial Coliseum is sold out for the 600th straight game. Portland defeats Seattle, 114-111.

**Mar. 19** - A 136-126 setback at Golden State knocks Portland out of first place in the Pacific Division for one day, the Trail Blazers' lone absence from the top spot in the division all season.

**April 13** - The Trail Blazers win their 60th game of the season with a 118-113 triumph over the Lakers to clinch the Pacific Division championship.



## 1992

**Feb. 9** - Clyde Drexler, making his first start in an NBA All-Star Game, charts 22 points, a team-high nine rebounds, six assists and two blocked shots to finish second in voting for MVP honors.

**April 12** - The Trail Blazers top San Antonio, 123-97, to clinch the Pacific Division championship and the best record in the Western Conference for the second consecutive season.

**May 28** - For the second time in three years, the Trail Blazers clinch the Western Conference Championship with a road victory, this time defeating Utah, 105-97, in Salt Lake City.

**June 14** - A 97-93 loss at the Chicago Stadium allows the Bulls to take the 1992 NBA Championship from the Trail Blazers, 4-2.

**June 24** - Portland becomes the first city outside New York to host the NBA Draft. The nationally televised event is held in Memorial Coliseum.

**Nov. 14** - Terry Porter sets an NBA record for the most three-point field goals without a miss in a single game, making all seven of his attempts in a win over Golden State.

**Nov. 22** - Rick Adelman logs the 200th victory of his coaching career as the Trail Blazers dump Detroit, 115-90. At the time, no coach had reached the 200-win milestone that quickly; the win came in his 288th game.

**Nov. 24** - Clyde Drexler scores 24 points against San Antonio to become just the 62nd player in NBA history to pass the 15,000-point mark.

**Dec. 20** - Buck Williams becomes only the 20th player in NBA history to collect 10,000 points and 10,000 rebounds during his career as Portland defeats Golden State, 130-114.

## 1993

**Jan. 14** - Uniform No. 77, symbolic of the Trail Blazers' 1977 championship season, is retired in honor of former Coach Jack Ramsay. He joins Harry Glickman, Bill Walton, Maurice Lucas, Geoff Petrie and Larry Weinberg in being selected for the organization's Walk of Fame in Memorial Coliseum.

**April 25** - Terry Porter tallies 12 points against the LA Clippers to become the third Trail Blazer to reach the 10,000-point mark.

**July 11** - Official groundbreaking ceremonies take place to mark the start of construction on the Trail Blazers' \$262 million arena complex next to Memorial Coliseum.

## 1994

**Jan. 18** - Terry Porter becomes the first Trail Blazer to distribute 5,000 career assists, doing it in a game at Denver.

**Feb. 23** - Clyde Drexler's 11 rebounds in a victory over the Clippers moves him ahead of Mychal Thompson as Portland's all-time rebound leader.

**May 18** - Geoff Petrie resigns as senior vice president for basketball operations.

**June 23** - P.J. Carlesimo is named Portland's eighth head coach, replacing Rick Adelman. Adelman was relieved of his duties on May 19.

**July 12** - Bob Whitsitt is named president and general manager of Trail Blazers Basketball; Marshall Glickman is promoted to president of Trail Blazers, Inc., and the Oregon Arena Corp.; Jody Patton is promoted to vice chairman of the OAC, and Harry Glickman is named president emeritus of the Trail Blazers.

**Nov. 4, 5** - Portland opens its Silver Anniversary season with back-to-back games against the Los Angeles Clippers in the Japan Opening Games in Yokohama. The Trail Blazers win both games, 121-100 and 112-95, before sellout crowds.

## 1995

**Feb. 3** - Clyde Drexler's three-pointer in the third quarter of Portland's 112-97 win at Minnesota pushed his career total to 18,000 points, making him the 36th player in NBA history to reach that plateau.

**Feb. 24** - Clifford Robinson does not dress for a home contest against Utah (the Trail Blazers win, 114-101), because of a sprained ankle suffered two nights earlier against Golden State. That snaps a club-record string of 461 games going back to the first game of his rookie season.

**March 21** - Portland entertains its 800th straight sellout crowd in Memorial Coliseum with a 111-106 win over Washington.

**April 9** - Jerome Kersey tallies 17 points in a 104-94 loss to Phoenix, raising his career scoring total to 10,004. It makes him the fourth Trail Blazer to reach the 10,000-point level and moves him into third place on the team's all-time list. He joins Clyde Drexler, Terry Porter and Jim Paxson in Portland's 10,000-point club.

**April 17** - Buck Williams grabs 11 rebounds to become only the eighth player in NBA history to have accumulated 12,000 rebounds and 15,000 points.

**April 23** - Portland defeats Golden State, 116-83, in its final regular season game in Memorial Coliseum.

**May 2** - The Trail Blazers play their final game in Memorial Coliseum, dropping a 117-109 decision to Phoenix in the third and deciding contest of the first round Western Conference Playoffs with the Suns.

**Aug. 14** - Trail Blazers offices are moved to One Center Court in the Rose Quarter after 25 years in the Lloyd District's Port of Portland Building.

**Oct. 18** - The Trail Blazers play their first-ever game in The Moda Center, losing in preseason action to Minnesota, 114-110. Attendance is 21,393.

**Nov. 3** - Portland opens the 1995-96 campaign with its inaugural regular season game in The Moda Center. The Trail Blazers lose to the Vancouver Grizzlies, 92-80. A capacity crowd of 21,398 fans turn out for the event.

**Nov. 14** - An all-time Trail Blazers home record crowd of 21,401 watches their team defeat New York, 105-99. Portland matches that record 13 more times during the regular season and playoffs.

**Nov. 20** - Portland's sellout streak of 814 games, including the regular season and playoffs, comes to an end when 20,381 fans turn out to see the Trail Blazers defeat the Los Angeles Clippers, 113-94. The last time the Trail Blazers had played before a non-capacity home crowd was on April 5, 1977.

## 1996

**March 31** - Buck Williams becomes only the eighth player in NBA history to reach 16,000 points and 12,000 rebounds when he tallies 12 points in a 115-100 Trail Blazers victory at Dallas.

**Nov. 4** - Trail Blazers set all-time home attendance record when 21,567 fans turn out for the season opener against Atlanta.

## 1997

**Feb. 22** - Clifford Robinson scores 16 points in a game at Philadelphia to raise his career total to 10,000 points, making him the fifth Trail Blazer to reach that level.

**May 13** - Mike Dunleavy is named Portland's ninth head coach, replacing P.J. Carlesimo. Carlesimo was relieved of his duties on May 8.

## 1998

**April 30** - Portland sets a new all-time one-game attendance mark when 21,616 fans pack the Moda Center for the fourth and deciding game of the first round Western Conference Playoffs.

**July 2** - Trail Blazers name Brian Wheeler as the club's second radio play-by-play announcer.

## 1999

**Feb. 24** - Portland takes over first place in the Pacific Division and holds on to that spot for the remaining 41 games of the season, claiming its first division title since 1991-92.

**March 31** - The Trail Blazers down Sacramento, 100-86, to finish the month with a 15-3 record, the most wins for the month in club history and equal to the highest number of wins in any month ever.

**June 2** - Mike Dunleavy becomes the second Trail Blazers head coach to earn NBA Coach of the Year honors after guiding the club to a 35-15 finish and a spot in the Western Conference Finals.

## 2000

**April 18** - By defeating the Clippers in Los Angeles, 116-100, the Trail Blazers improve their road record for the season to 29-12, the most wins away from home in franchise history. That better the old mark of 27-14 set by the 1990-91 team.

**April 19** - A standing room-only crowd of 20,403 turns out for the Trail Blazers' regular season finale in the Moda Center against Denver, giving them sellouts in each of their 41 home games. It is nearly triple the number of capacity crowds in any of the previous seasons in their now five-year-old building. But the Trail Blazers lose, 96-95, causing them to come up one victory shy of a 60-win season.



**Nov. 19** - Scottie Pippen tallies his 2,000th career steal at Orlando. Pippen ranks seventh on the NBA's all-time steals list and is only one of seven players to top 2,000 steals for his career.

## 2001

**April 6** - Damon Stoudamire records his fourth career triple-double with 15 points, 10 rebounds and 10 assists at Golden State. It is the first Trail Blazers triple-double since the 1994-95 season when Rod Strickland had one at Phoenix.

**March 6** - Clyde Drexler's jersey No. 22 is officially retired in halftime ceremonies of a Moda Center game against Vancouver.

**June 27** - Maurice Cheeks is named Portland's 10th head coach, replacing Mike Dunleavy.

**Nov. 30** - Dale Davis grabs an all-time Trail Blazers high 11 offensive rebounds in a victory over the Milwaukee Bucks in the Moda Center. Davis also knocks down a career-high 12 shots.

## 2002

**March 2** - With a 104-103 overtime victory at Milwaukee, the Trail Blazers complete a rare four-game sweep in the East with victories at Philadelphia, Washington, Toronto and Milwaukee. The sweep is the first since the 1990-91 season when they did it twice and a part of six straight road wins.

**March 8** - With an 82-73 victory over New Jersey in the Moda Center, the Trail Blazers win their 12th straight game, the second-longest streak in franchise history at the time.

**March 23** - Scottie Pippen scores 18 points in a 108-99 victory at Minnesota, making him only the 46th player in NBA history to accumulate 18,000 career points.

## 2003

**June 18** - Steve Patterson is named the fifth president of the Portland Trail Blazers.

**July 19** - John Nash becomes the Trail Blazers' sixth general manager.

## 2004

**Feb. 24** - In his seventh game as a Trail Blazer, Theo Ratliff blocks nine Magic shots to tie the club record held by Bill Walton and Mychal Thompson. Portland wins the game at Orlando in overtime, 94-91.

**April 12** - The Trail Blazers learn just before their next-to-last contest of the season, a home date with San Antonio, that their bid for a 22nd consecutive trip to the playoffs has been dashed. A Denver win over Sacramento knocks Portland out of post-season play for the first time since 1982.

**April 22** - Zach Randolph is named the NBA's Most Improved Player for 2003-04. The selection is made by a vote of a panel of the nation's sportswriters and sportscasters.

## 2005

**Jan. 14** - Damon Stoudamire scores a franchise-record 54 points at New Orleans. He ties a club record for field goals made (20), points in a half (30) and three-point field goals (8). Despite his efforts the Trail Blazers lose, 112-106.



**March 4** - Player Personnel Director Kevin Pritchard takes over as interim head coach, replacing Maurice Cheeks.

**April 20** - The Trail Blazers wrap up the season with a 106-103 victory over the Los Angeles Lakers, but finish the season with a 27-55 record, their worst record since 1973-74. It is the first time in 16 seasons Portland is below the .500 mark.

**June 28** - Portland takes Seattle prep star Martell Webster with the sixth pick in the 2005 NBA Draft. It marks the Trail Blazers' first selection of their own in the draft's top 10 since they selected Sam Bowie with the second pick in 1984.

**July 6** - Nate McMillan is named the 12th head coach in franchise history.

## 2006

**April 2** - Joel Przybilla ties a Trail Blazers' franchise record with nine blocks in a game at Seattle.

**June 28** - Portland executes an NBA Draft Day-record six trades, acquiring LaMarcus Aldridge, Brandon Roy, Sergio Rodriguez, Joel Freeland, Raef LaFrentz, Dan Dickau and four future second-round picks.

## 2007

**March 29** - The Trail Blazers promote Kevin Pritchard to general manager, making him the eighth GM in team history.

**April 18** - The Trail Blazers officially retire the No. 14 jersey of Lionel Hollins as Portland hosts Golden State.

**May 2** - Brandon Roy is named 2006-07 T-Mobile NBA Rookie of the Year, becoming the third Trail Blazer to win the award (Geoff Petrie, Sidney Wicks).

**May 8** - Teammates Brandon Roy and LaMarcus Aldridge are both named to the 2006-07 T-Mobile NBA All-Rookie First Team by a vote of the league's head coaches.

**May 22** - With just a 5.3 percent chance at the No. 1 pick, the Trail Blazers win the lottery to select first in the 2007 NBA Draft.

**June 20** - The Trail Blazers name Larry Miller team president.

**June 28** - The Trail Blazers select center Greg Oden out of Ohio State with the No. 1 pick in the NBA Draft. Oden becomes the third No. 1 pick in Trail Blazers history.

**Oct. 30** - With an average of 24 years and 26 days on Opening Night, Portland's roster is the youngest in the NBA and the youngest in Trail Blazer history. The team also marks the third-youngest roster in NBA history.

**Dec. 17** - For the second time in as many weeks, Brandon Roy is named Western Conference Player of the Week, becoming the second player in franchise history to claim the honor in back-to-back weeks (Clyde Drexler, 1987-88).

**Dec. 30** - Portland completes a 13-game winning streak, dating back to Dec. 3, that marks the second-longest run in franchise history (16 games in 1990-91).

## 2008

**Jan. 2** - Nate McMillan is named Western Conference Coach of the Month for December 2007 after leading the club to a 13-2 month, the third-best single month in franchise history. McMillan is the first Trail Blazers coach to receive the honor since Mike Dunleavy in 1999.

**Jan. 30** - LaMarcus Aldridge and Brandon Roy are selected to compete for the sophomore team in the T-Mobile 2008 Rookie Challenge & Youth Jam at All-Star Weekend in New Orleans.

**Feb. 1** - Brandon Roy tallies his first career triple-double vs. New York, netting 20 points, 10 rebounds and 11 assists. The feat marks the first triple-double since Damon Stoudamire in 2005, and the first triple-double with 20-plus points since Rod Strickland in 1995.

## TRAIL BLAZERS YEARLY MILESTONES

**Feb. 17** - Coming off the bench to play in a team-high 29 minutes, Brandon Roy registers a team-high tying 18 points, nine rebounds and five assists in his first All-Star Game.

**March 22** - Joel Przybilla pulls down a career-high 26 rebounds, tying the franchise record for rebounds in a regulation game (LeRoy Ellis, Bill Walton).

**Dec. 16** - The Trail Blazers officially retire the No. 30 jersey of Terry Porter as Portland hosts Sacramento at the Moda Center.

**Dec. 18** - In Portland's 124-119 win over Phoenix, Brandon Roy notches a career-high 52 points, the second-most points ever scored by a Trail Blazer. The 52 points are the most scored by any NBA player in Portland in franchise history. His 19 free throws made (of 21) also mark a franchise record.

**Dec. 18** - Bob Gross has his jersey No. 30 officially retired during Portland's game vs. Phoenix at the Moda Center.

### 2009

**Jan. 24** - Brandon Roy ties a franchise record with 10 steals (Clyde Drexler, Larry Steele) vs. Washington.

**Feb. 14** - Rudy Fernandez finishes fourth in the 2009 Sprite Slam Dunk Contest.

**Feb. 15** - Brandon Roy counts 14 points (7-8 FG), five rebounds, five assists and a game-high 31 minutes in the 2009 NBA All-Star Game in Phoenix.

**Feb. 22** - Steve Blake dishes 14 first-quarter assists (no turnovers) to tie for the most assists by a player in a quarter in NBA history and the most ever in the first quarter. The 14 assists are the most by a Trail Blazer in a quarter in team history and also set a franchise record for assists in a half.

**April 5** - With a Phoenix loss to Dallas, the Trail Blazers clinch a spot in the postseason for the first time since 2003 – a six-year drought. The gap in playoff appearances was the longest current streak in the NBA and longest in Trail Blazers history since first making the playoffs in 1977.

**April 13** - Brandon Roy earns Western Conference Player of the Week honors for the second time in 2008-09 and the fourth time in his career.

**April 15** - Rudy Fernandez sets a new NBA rookie record for 3-pointers in a season with 159, passing Kerry Kittles' 158 with six threes on the last day of the season. The Trail Blazers defeat Denver, 104-76, to become Northwest Division Co-Champions and finish with a 54-28 record.

**April 17** - Behind a 7-1 month to close the regular season, Nate McMillan is named the NBA's Western Conference Coach of the Month, garnering the award in the second straight season.

**May 13** - Brandon Roy is named to the All-NBA Second Team. He becomes the first Trail Blazer to garner All-NBA accolades since Clyde Drexler in 1991-92.

### 2010

**Jan. 28** - Brandon Roy earns his third consecutive trip to the NBA All-Star Game but is unable to compete due to injury.

**Jan. 30** - Andre Miller makes a franchise-record 22 field goals (of 31) at Dallas in scoring a career-high 52 points, tied for the second-most points in Trail Blazers history. Miller scored 25 points (10-11 FG) in the fourth quarter and overtime alone in Portland's 114-112 victory.

**May 6** - Brandon Roy earns All-NBA Third Team honors, becoming just the third Trail Blazer to garner multiple All-NBA honors (Clyde Drexler, 4; Bill Walton, 2).

**July 19** - Rich Cho is named the ninth general manager in franchise history.

### 2011

**Jan. 7** - Wesley Matthews scores a career-best 36 points in a 108-98 win over the Timberwolves in Minnesota. Matthews sets a franchise record for 3-pointers in one half by draining seven shots from downtown in the first.

**Jan. 24** - LaMarcus Aldridge is named Western Conference Player of the Week after posting averages of 28.3 points (52.3% FG, 80.8% FT) and 10.3 rebounds, leading Portland to a 4-0 record for games from Jan. 17-22.

**Feb. 14** - LaMarcus Aldridge is named Western Conference Player of the Week for the second time in less than a month, becoming just the third Trail Blazer in team history to win the award twice in one season (Clyde Drexler and Brandon Roy).



**March 2** - LaMarcus Aldridge is named Western Conference Player of the Month for February, becoming just the third Trail Blazer in team history and first since Clyde Drexler (November 1991) to claim the honor.

**April 14** - Nate McMillan is named Western Conference Coach of the Month for leading the team to a conference-best 5-2 record in April.

**May 12** - LaMarcus Aldridge is named to the All-NBA Third Team after averaging career highs of 21.8 points and 8.8 rebounds per game.

**Dec. 15** - The Trail Blazers request waivers on three-time All-Star Brandon Roy and designate him as the team's amnesty player. Portland then signs guard Jamal Crawford.

### 2012

**Feb. 4** - Nicolas Batum breaks the Trail Blazers' franchise record for 3-point field goals made against the Denver Nuggets. Batum shoots 9-of-15 from 3-point range and sets a new career high with 33 points.

**Feb. 9** - LaMarcus Aldridge earns his first career All-Star selection and becomes the 15th Trail Blazer selected to an NBA All-Star Game.

**March 15** - Portland parts ways with Head Coach Nate McMillan, appointing Kaleb Canales as Interim Head Coach for the rest of the season. The Trail Blazers acquire Mehmet Okur, Shawne Williams and a first round draft selection from New Jersey in exchange for Gerald Wallace. Portland acquires Jonny Flynn, Hasheem Thabeet and a second round pick from Houston in exchange for Marcus Camby. Portland waives center Greg Oden.

**March 29** - Wesley Matthews is named the recipient of the NBA's Kia Community Assist Award for the month of February in recognition of his outstanding efforts in the community and his ongoing philanthropic and charitable work.

**April 26** - Jamal Crawford finishes the season with the league's highest free throw percentage at 92.7% (191-206), and becomes the first Trail Blazer ever to win the NBA free throw title.

**June 6** - Neil Olshsey is named the 10th general manager in team history.

**June 28** - With the sixth pick in the 2012 NBA Draft, the Trail Blazers select Weber State point guard Damian Lillard. Portland then adds Meyers Leonard with the 11th pick and Will Barton with the 40th pick in the draft.

**July 22** - Damian Lillard is named Co-MVP of the 2012 Las Vegas Summer League. The sixth overall pick in the 2012 NBA Draft led all players in scoring (26.5).

**Aug. 7** - Terry Stotts is named Trail Blazers head coach, the 14th head coach in franchise history.

**Sept. 6** - Bill Schonely is presented with the prestigious Curt Gowdy Media Award during the 2012 Naismith Memorial Basketball Hall of Fame enshrinement ceremonies.

**Oct. 31** - Damian Lillard joins Oscar Robertson and Allen Iverson as the only players in NBA history to record at least 20 points and 10 assists in their NBA debut in a 116-106 win over the L.A. Lakers in the season opener.

**Dec. 20** - The Trail Blazers hold Denver to 0-for-22 shooting from 3-point range, an NBA record for most 3-point attempts in a game without a make, in a 101-93 home victory.

## 2013

**Feb. 16** - Damian Lillard becomes the first Trail Blazer to win an event during All-Star Weekend, winning the Taco Bell Skills Challenge with a final time of 29.8 seconds.

**Feb. 17** - LaMarcus Aldridge plays in the NBA All-Star game for the second consecutive year, becoming the 11th player in Trail Blazers history to be named to multiple All-Star Games.

**April 1** - With his 167th 3-pointer of the season at Utah, Damian Lillard breaks Stephen Curry's record (166, 2009-10) for most made 3-pointers in a season by an NBA rookie. Lillard sets the new record at 185 3-pointers by season's end.

**April 10** - Damian Lillard is named the recipient of the NBA's Kia Community Assist Award for March, recognizing his efforts in the community, and ongoing advocacy and charitable work.

**April 14** - Damian Lillard joins Oscar Robertson and Allen Iverson as the only rookies in NBA history to record at least 1,500 points and 500 assists. Lillard also joins Clyde Drexler (86-87, 91-92) as the only Trail Blazers in franchise history to record 1,500 points and 500 assists in a season.

**April 16** - Damian Lillard makes the 182nd of his 185 3-pointers on the season, setting a new Trail Blazers franchise record for most made 3-point field goals in a season (Damon Stoudamire, 181, 2004-05)



**April 19** - After earning his sixth straight Kia NBA Rookie of the Month Award, Damian Lillard becomes one of just eight players to sweep NBA Rookie of the Month honors since the inaugural award in 1981-82.

**May 1** - Damian Lillard is named the 2012-13 Kia NBA Rookie of the Year, becoming the fourth Trail Blazer to garner the honor (Petrie, Wicks, Roy). Lillard led all NBA rookies in scoring (19.0), assists (6.5) and minutes (38.6) as he became the fourth unanimous NBA Rookie of the Year in league history (Blake Griffin, 2011; David Robinson, 1990; Ralph Sampson, 1984).

**Aug. 13** - The team announces the renaming of the arena to the Moda Center as part of a 10-year partnership between the Trail Blazers and Moda Health.

**Dec. 2** - Head Coach Terry Stotts is named NBA Western Conference Coach of the Month for the month of November. Stotts led Portland to a 13-3 start to win the award.

**Dec. 16** - LaMarcus Aldridge is named NBA Western Conference Player of the Week for the week, becoming the first Trail Blazer to win the award three times in a season since Clyde Drexler in 1990-91, and the second player in franchise history to win it six times, joining Drexler (10).

**Dec. 30** - LaMarcus Aldridge records his 10,000th career point on his first basket against the New Orleans Pelicans. Aldridge becomes just the sixth player in franchise history to score at least 10,000 points with the Trail Blazers and the second fastest to do so (539 games).

## 2014

**Jan. 2** - In a game vs. Charlotte, the Trail Blazers score a franchise-record 21 3-pointers in a single game for the second time of the season (also Dec. 14 at Philadelphia). Portland is the first NBA team ever to record at least 21 3-pointers in two games in a single season.

**Jan. 23** - Against the Denver Nuggets, LaMarcus Aldridge scores a career-high 44 points. Aldridge becomes the first Trail Blazer to record at least 44 points and 13 rebounds in a game since Maurice Lucas on Jan. 12, 1979 (46 points, 17 rebounds).

**Jan. 30** - Damian Lillard and LaMarcus Aldridge are named 2014 NBA All-Stars reserves by a vote of Western Conference head coaches.

**Feb. 15** - Damian Lillard becomes the first player in NBA history to compete in three events on All-Star Saturday night.

**April 6** - Portland qualifies for the playoffs for the 30th time since entering the NBA in 1970 and the first time since 2010-11.

**April 11** - Terry Stotts captures his 200th win as a head coach in the NBA in a 111-99 victory over the Utah Jazz. The Trail Blazers complete the regular season series sweep against the Jazz for the first time in the 40-year history of the series.

**April 16** - Portland records its 54th win of the season in a 110-104 victory over the Los Angeles Clippers. The 21-game improvement from 2012-13 is the largest increase in wins between 82-game seasons in team history.

**April 20** - LaMarcus Aldridge tallies a Trail Blazers franchise playoff record with 46 points to go with 189 rebounds n Game 1 at Houston, giving Portland a 1-0 series lead over the Rockets.

**April 23** - LaMarcus Aldridge scores 43 points in Game 2 at Houston, making him the first NBA player to notch consecutive 40-point playoff games since LeBron James in 2009. Portland takes a 2-0 series lead over the Rockets in the series heading back to Portland.

**May 2** - In one of the most memorable and improbable plays in NBA history, Damian Lillard takes an inbound pass with 0.9 seconds on the clock, down 98-96 to Houston, and sinks a go-ahead, series-clinching 3-pointer to defeat the Rockets 4-2 and advance the Trail Blazers past the First Round of the NBA Playoffs for the first time in 14 years.

**June 4** - LaMarcus Aldridge and Damian Lillard are named to the All-NBA Third Team, becoming the first Trail Blazers to be named All-NBA in the same year since Maurice Lucas and Bill Walton in 1977-78.

## TRAIL BLAZERS YEARLY MILESTONES

**Nov. 17** - Damian Lillard is named NBA Western Conference Player of the Week for the week ending on Nov. 16, after averaging 28.0 points (58.8% FG), 4.7 rebounds, 8.7 assists and 1.33 steals in wins vs. Charlotte, at Denver and vs. Brooklyn.

**Nov. 30** - In beating the Timberwolves, 107-93, Terry Stotts earns his 100th win as the head coach of the Trail Blazers. He becomes just the eighth coach in Trail Blazers history to notch at least 100 wins.

**Dec. 8** - LaMarcus Aldridge is named the Western Conference Player of the Week for the week ending on Dec. 7. In a 3-0 sweep with wins at Denver, vs. Indiana and at New York, Aldridge averaged 27.0 points (third in NBA) and 11.7 rebounds (sixth in NBA). He also shot 45.7% from the field.

**Dec. 9** - LaMarcus Aldridge passes Terry Porter to become the second-leading scorer in Trail Blazers franchise history (11,331).

**Dec. 22** - LaMarcus Aldridge is named the Western Conference Player of the Week after averaging 26.3 points, 14.3 rebounds and 2.25 steals in four games (all wins) vs. the Spurs (twice), Bucks and Pelicans. Aldridge recorded point/rebound double-doubles in all four contests.

**Dec. 26** - The Trail Blazers connect on a season-high 18 three-pointers against Philadelphia, marking the first time in franchise history that Portland has made at least 15 three-pointers in back-to-back games (17 on 12/23 at OKC).

## 2015

**Jan. 5** - Terry Stotts is named the Western Conference Coach of the Month for the month of December after guiding Portland to a 13-3 record. For Stotts, it is his second Coach of the Month award in seven years as a head coach.

**Jan. 8** - The Trail Blazers sign Neil Olshey to a multi-year contract extension and name him the President of Basketball Operations.

**Jan. 17** - Wesley Matthews makes seven three-pointers at Memphis and moves past Terry Porter for the most three-pointers made in Trail Blazers history (773).

**Jan. 29** - LaMarcus Aldridge is selected to represent the Western Conference in his fourth consecutive NBA All-Star Game, joining Clyde Drexler (8) and Sidney Wicks as the only Portland players to be named All-Stars at least four times.

**Feb. 8** - Damian Lillard is selected to his second consecutive All-Star Game, becoming only the fourth Trail Blazer to be selected twice in his first three NBA seasons (Lucas-3, Wicks-3, Roy-2).

**March 1** - Damian Lillard makes his 546th career three-pointer against Sacramento, the most by any NBA player in his first three seasons in league history.

**March 2** - Damian Lillard is selected as the Western Conference Player of the Week for the week ending on March 1 after averaging 26.0 points, 4.7 rebounds and 5.7 assists in three games (all wins) vs. San Antonio.

**March 11** - With his first three-pointer on the night against Houston, Damian Lillard becomes the only player in NBA history to make 150 three-pointers in each of his first three NBA seasons.

**March 27** - Damian Lillard scored 11 points at Phoenix, surpassing the 1,500 point mark on the season. Lillard joins Sidney Wicks as the only other Trail Blazer to score at least 1,500 points in each of his first three seasons.

**March 30** - The Trail Blazers clinch a playoff berth with a 109-86 win over the Phoenix Suns. Portland ups its franchise total to 31 playoff appearances, tied for third-most by any team since Portland joined the NBA in 1970.

**April 3** - Portland (49-26) claims the Northwest Division title for the first time since 2008-09.

**April 8** - With 12 three-pointers against the Timberwolves, Portland breaks the franchise record for the most threes in a single season (770, 2013-14).

**April 15** - LaMarcus Aldridge makes eight field goals at Dallas to finish with 659 on the season, most in the NBA. Aldridge becomes the first Trail Blazer to ever lead the league in field goals made.

**April 15** - Portland finishes the season with 51 wins, marking its 13th 50+ win season in franchise history, and their first time having 50+ wins in back-to-back seasons since 2008-09 and 2009-10 (54 wins in 2013-14).

**April 29** - CJ McCollum scores 33 points in Game 5 at Memphis in 12-of-20 shooting (7-11 3-PT), making him the only NBA player ever to record 33+ points and at least seven three-pointers as a reserve in a playoff game since the three-point line was instituted in 1979-80. McCollum also sets a Trail Blazers franchise record for most points scored off of the bench in a playoff game (29, Billy Ray Bates, 4/2/80 at SEA).

**April 29** - Meyers Leonard shoots 10-of-13 (76.9%) from beyond the arc in Portland's first round series against Memphis, setting the Trail Blazers franchise records for three-point percentage in both a single playoff series (minimum of five three-point attempts) and an entire postseason.

**May 21** - LaMarcus Aldridge is named to the All-NBA Second Team, making him the first Portland player to earn Second Team honors since Brandon Roy in 2008-09.

**Oct. 28** - The Trail Blazers defeat New Orleans, 112-94, setting a new NBA record with 15 consecutive home-opening victories dating back to 2001 (Boston Celtics - 14, 10/12/79 to 11/6/92).

**Nov. 2** - Damian Lillard starts his 250th consecutive game against Minnesota, making him the first player to start 250 consecutive games to open his career since Artis Gilmore (1976-1979).

**Dec. 26** - The Trail Blazers defeat the Cavaliers, 105-76, making Terry Stotts the sixth coach in franchise history to win at least 150 games as Portland's head coach.

## 2016

**Jan. 10** - Damian Lillard makes seven three-pointers in the second half against Oklahoma City to tie a franchise record for three-pointers in any half. Lillard scores 28 points on 8-of-13 shooting (7-11 3-PT) in the second half alone.

**Jan. 23** - Damian Lillard (719) surpasses Damon Stoudamire (717) for fourth on Portland's all-time three-point list.

**Feb. 2** - Damian Lillard scores his 6,000th point in his 289th career game, becoming the third-fastest Trail Blazer to score 6,000+ points (Petrie/Wicks-255 games).

**Feb. 6** - With a 96-79 victory over Houston, Terry Stotts becomes the fifth-winningest coach in franchise history with his 163rd win as Portland's head coach.

**Feb. 10** - Damian Lillard surpasses Brandon Roy (1,607 points) for 15th on Portland's all-time scoring list.

**Feb. 19** - Damian Lillard scores a career-high 51 points on 18-of-28 shooting against Golden State, and ties a franchise record with nine three-point field goals. Lillard becomes the only NBA player to ever record 50+ points, 7+ assists and 6+ steals in a game since steals became a stat in 1973-74.

**Feb. 21** - With his first three three-pointers against Utah, Damian Lillard becomes the only NBA player to ever make 150+ three-pointers in each of his first four seasons.

**March 1** - Terry Stotts earns NBA Coach of the Month honors in the Western Conference for the month of February. It's his third such honor with the Trail Blazers, tied for the most in franchise history (Rick Adelman, Nate McMillan).

**March 11** - With his fourth three-pointer at Golden State, Damian Lillard (785 3-PT) surpasses Klay Thompson (784 3-PT) for the most three-pointers by any NBA player in their first four seasons.

**March 12** - The Trail Blazers make 17 three-point field goals against Orlando to set a franchise record of eight straight games with 10 or more three-pointers (Feb. 28 - March 12).

**April 5** - With his second three-point field goal at Sacramento, Damian Lillard breaks his own franchise record for the most three-point field goals in a single season (218, 2013-14).

**April 6** - Portland defeats Oklahoma City, 120-115, to clinch a playoff berth for the third consecutive season and the 32nd time in franchise history.

**April 6** - Portland becomes the first team in NBA history to make the playoffs despite returning two or fewer players who played 1,000+ minutes with the team the previous season (Lillard/Kaman).

**April 13** - Damian Lillard surpasses Wesley Matthews as the franchise's all-time leader in three-point field goals (828).

**April 13** - Damian Lillard wraps up the season ranked sixth in the NBA in scoring (25.1) and tied for eighth in the league in assists (6.8), making him the first Trail Blazer ever to finish a season in the top-10 in both points and assists.

**April 13** - The Trail Blazers finish the season with 864 three-point field goals, breaking the previous franchise record for most three-pointers made in a single season (807, 2014-15).

**April 22** - CJ McCollum is named the KIA NBA Most Improved Player, becoming the third Trail Blazers player to garner the honor (Duckworth, Randolph). McCollum raised his scoring average by 14.0 points from the previous season.



**April 29** - The Trail Blazers advance past the L.A. Clippers in six games in the First Round of the 2016 NBA Playoffs, marking the second time in the past three seasons (11th time overall) that Portland has advanced to the Western Conference Semifinals.

**May 11** - The Trail Blazers make 71 three-point field goals in their five-game series against Golden State in the Western Conference Semifinals, setting a new NBA Playoff record for the most three-pointers made in any five-game series.

**May 11** - Damian Lillard concludes his five-game series against Golden State having averaged 31.8 points. That represents the highest scoring average by any Trail Blazer in a playoff series, all-time (31.4-Drexler, 1992 vs. Phx.).

**May 11** - Damian Lillard finishes his 11-game postseason run with 42 three-point field goals, setting a new franchise record for the most threes by any Trail Blazer in a single postseason (40-Terry Porter, 1990).

**May 26** - Damian Lillard is named to the All-NBA Second Team, becoming the eighth Portland player ever to earn Second Team honors. This represents Lillard's second All-NBA honor (Third Team, 2013-14).

**Nov. 4** - Head Coach Terry Stotts wins his 300th career game with a 105-95 victory over Dallas.

**Nov. 25** - A 119-104 victory over the Pelicans is the 2,000th win in Trail Blazers team history, making Portland the 15th NBA franchise to win 2,000 games.

**Nov. 25** - With his 191st victory, Terry Stotts passes Mike Dunleavy (190) for the fourth most wins in as head coach of the Trail Blazers.

**Dec. 3** - Damian Lillard makes the 2,500th field goal of his career (342 games), becoming the third-fastest Trail Blazer to make 2,500 field goals.

## 2017

**Jan. 11** - Terry Stotts wins his 200th game as head coach of the Trail Blazers. He is the fourth Portland coach to win 200+ games (Ramsay, Adelman, McMillan).

**March 9** - Jusuf Nurkic records 28 points, 20 rebounds, eight assists and six blocks in a 114-108 overtime victory over the 76ers. Nurkic is the first NBA player to log 28+ points, 20+ rebounds, 8+ assists and 6+ blocks in a game since Charles Barkley (11/28/86, vs. Por.).

**March 19** - Damian Lillard makes the 1,000th 3-pointer of his career, becoming the first Trail Blazers player to make 1,000 3-pointers and joining Klay Thompson (1,060) as the only two NBA players to make 1,000 3-pointers in their first five seasons.

**March 28** - Damian Lillard joins LeBron James and Oscar Robertson as the only players in NBA history with 1,500+ points and 400+ assists in each of their first five seasons.

**March 28** - Jusuf Nurkic scores 33 points (12-15 FG) to go along with 16 rebounds against the Nuggets, making him the first player in franchise history to record 30+ points and 15+ rebounds while shooting 80.0% or better from the field.

**April 1** - CJ McCollum becomes the first Trail Blazer to shoot 100% from the foul line in 10 straight games since Damon Stoudemire (13, Jan. 18-Feb. 13, 2005).

**April 3** - After going an NBA-best 13-3 in March, Terry Stotts and Damian Lillard become the first Trail Blazers in team history to win Coach of the month and Player of the month honors in the same month. Stotts has won the award four times, the most of any Portland coach. Lillard becomes the fourth Portland player to win the award.

**April 8** - With 59 points on 18-of-34 shooting (9-14 3-PT), Damian Lillard sets a new franchise record for most points in a game and becomes the only player in NBA history with 59+ points and 9+ 3-pointers. Lillard also matched his own franchise record for most 3-pointers in a game.

**April 9** - The Trail Blazers clinch their fourth consecutive berth in the NBA playoffs and 33rd overall, fourth-most by any team since they joined the NBA in 1970-71.

**April 12** - Damian Lillard finishes the season with 2,024 points, fifth most in franchise history.

**April 12** - CJ McCollum finishes the season shooting 91.2% from the free throw line, the best percentage in the league.



COACHING HISTORY

YEAR		REGULAR SEASON			PLAYOFFS		
		W	L	Pct.	W	L	Pct.
1970-71	Rolland Todd	29	53	.354	—	—	—
1971-72	Rolland Todd	12	44	.214	—	—	—
	(i) Stu Inman	6	20	.231	—	—	—
1972-73	Jack McCloskey	21	61	.256	—	—	—
1973-74	Jack McCloskey	27	55	.329	—	—	—
1974-75	Lenny Wilkens	38	44	.463	—	—	—
1975-76	Lenny Wilkens	37	45	.451	—	—	—
1976-77	Jack Ramsay	49	33	.598	14	5	.737
1977-78	Jack Ramsay	58	24	.707	2	4	.333
1978-79	Jack Ramsay	45	37	.549	1	2	.333
1979-80	Jack Ramsay	38	44	.463	1	2	.333
1980-81	Jack Ramsay	45	37	.549	1	2	.333
1981-82	Jack Ramsay	42	40	.512	—	—	—
1982-83	Jack Ramsay	46	36	.561	3	4	.429
1983-84	Jack Ramsay	48	34	.585	2	3	.400
1984-85	Jack Ramsay	42	40	.512	4	5	.444
1985-86	Jack Ramsay	40	42	.488	1	3	.250
1986-87	Mike Schuler	49	33	.598	1	3	.250
1987-88	Mike Schuler	53	29	.646	1	3	.250
1988-89	Mike Schuler	25	22	.532	—	—	—
	Rick Adelman	14	21	.400	0	3	.000
1989-90	Rick Adelman	59	23	.720	12	9	.571
1990-91	Rick Adelman	63	19	.768	9	7	.563
1991-92	Rick Adelman	57	25	.695	13	8	.619
1992-93	Rick Adelman	51	31	.622	1	3	.250
1993-94	Rick Adelman	47	35	.573	1	3	.250
1994-95	P.J. Carlesimo	44	38	.537	0	3	.000
1995-96	P.J. Carlesimo	44	38	.537	2	3	.400
1996-97	P.J. Carlesimo	49	33	.596	1	3	.250
1997-98	Mike Dunleavy	46	36	.561	1	3	.250
1998-99	Mike Dunleavy	35	15	.700	7	6	.538
1999-00	Mike Dunleavy	59	23	.720	10	6	.625
2000-01	Mike Dunleavy	50	32	.609	0	3	.000
2001-02	Maurice Cheeks	49	33	.598	0	3	.000
2002-03	Maurice Cheeks	50	32	.609	3	4	.429
2003-04	Maurice Cheeks	41	41	.500	—	—	—
2004-05	Maurice Cheeks	22	33	.400	—	—	—
	(i) Kevin Pritchard	5	22	.185	—	—	—
2005-06	Nate McMillan	21	61	.256	—	—	—
2006-07	Nate McMillan	32	50	.390	—	—	—
2007-08	Nate McMillan	41	41	.500	—	—	—
2008-09	Nate McMillan	54	28	.659	2	4	.333
2009-10	Nate McMillan	50	32	.610	2	4	.333
2010-11	Nate McMillan	48	34	.585	2	4	.333
2011-12	Nate McMillan	20	23	.465	—	—	—
	(i) Kaleb Canales	8	15	.348	—	—	—
2012-13	Terry Stotts	33	49	.402	—	—	—
2013-14	Terry Stotts	54	28	.659	5	6	.455
2014-15	Terry Stotts	51	31	.622	1	4	.200
2015-16	Terry Stotts	44	38	.537	5	6	.455
2016-17	Terry Stotts	41	41	.500	0	4	.000
Total		2032	1774	.534	108	135	.444

(i) Interim coach

COACHING RECORDS

	Years	REGULAR SEASON				PLAYOFFS			
		G	W	L	Pct.	G	W	L	Pct.
Rolland Todd.....	1+	138	41	97	.297	0	0	0	.000
Stu Inman.....	1	26	6	20	.231	0	0	0	.000
Jack McCloskey.....	2	164	48	116	.293	0	0	0	.000
Lenny Wilkens.....	2	164	75	89	.457	0	0	0	.000
Jack Ramsay.....	10	820	453	367	.552	59	29	30	.492
Mike Schuler.....	2+	211	127	84	.602	8	2	6	.250
Rick Adelman.....	5+	445	291	154	.654	69	36	33	.522
P.J. Carlesimo.....	3	246	137	109	.557	12	3	9	.250
Mike Dunleavy.....	4	296	190	106	.641	36	18	18	.500
Maurice Cheeks.....	3+	301	162	139	.538	10	3	7	.300
Kevin Pritchard.....	1	27	5	22	.186	0	0	0	.000
Nate McMillan.....	6+	535	266	269	.497	18	6	12	.333
Kaleb Canales.....	1	23	8	15	.348	0	0	0	.000
Terry Stotts.....	5	410	223	187	.544	31	11	20	.355
Total	47	3806	2032	1774	.534	259	114	145	.440

# TRAIL BLAZERS ALL-STAR GAME STATISTICS

	YEAR	MIN	FG	FGA	PCT.	FT	FTA	PCT.	REB	AST	PF	PTS	AVG.
LAMARCUS ALDRIDGE													
	2012	10	2	5	.400	0	0	---	1	1	0	4	
	2013	11	0	2	.000	0	0	---	4	1	0	0	
	2014	13	2	9	.222	0	0	---	5	0	0	4	
	2015	18	7	11	.636	0	0	---	2	0	0	18	
	Totals	52	11	27	.407	0	0	---	12	2	0	26.....	6.5
CLYDE DREXLER													
	1986	15	5	7	.714	0	0	---	4	4	3	10	
	1988	15	3	5	.600	6	6	1.000	5	0	3	12	
	1989	25	7	19	.368	0	0	---	12	4	3	14	
	1990	19	2	6	.333	2	2	1.000	4	2	1	7	
	1991	19	4	9	.444	4	4	1.000	4	2	3	12	
	1992	28	10	15	.667	0	0	---	9	6	2	25	
	1993	11	1	3	.333	0	0	---	1	1	3	2	
	1994	15	3	7	.429	0	0	---	3	1	1	6	
	Totals	147	35	71	.493	12	12	1.000	42	20	19	88.....	11.0
KEVIN DUCKWORTH													
	1989	7	2	5	.400	1	2	.500	1	0	2	5	
	1991	19	2	3	.667	2	2	1.000	4	0	3	6	
	Totals	26	4	8	.500	3	4	.750	5	0	5	11.....	5.5
LIONEL HOLLINS													
	1978	23	3	8	.375	4	5	.800	0	8	2	10.....	10.0
STEVE JOHNSON													
	1988	DID NOT PLAY—INJURED											
DAMIAN LILLARD													
	2014	9	3	8	.375	0	0	---	1	0	1	9	
	2015	16	4	12	.333	0	0	---	2	2	0	11	
	Totals	25	7	20	.350	0	0	---	3	2	1	20.....	10.0
MAURICE LUCAS													
	1977	11	3	9	.333	0	0	---	4	2	2	6	
	1978	33	6	13	.462	0	0	---	13	4	2	12	
	1979	19	4	10	.400	2	2	1.000	7	1	5	10	
	Totals	63	13	32	.406	2	2	1.000	24	7	9	28.....	9.3
JIM PAXSON													
	1983	17	5	7	.714	1	2	.500	0	1	0	11	
	1984	14	5	9	.556	0	0	---	3	2	0	10	
	Totals	31	10	16	.625	1	2	.500	3	3	0	21.....	10.5
GEOFF PETRIE													
	1971	5	0	3	.000	0	0	---	0	1	0	0	
	1974	26	3	11	.273	2	2	1.000	2	4	1	8	
	Totals	31	3	14	.214	2	2	1.000	2	5	1	8.....	4.0
TERRY PORTER													
	1991	15	2	6	.333	0	0	---	3	4	2	4	
	1993	19	3	8	.375	0	0	---	0	3	1	7	
	Totals	34	5	14	.357	0	0	---	3	7	3	11.....	5.5
CLIFFORD ROBINSON													
	1994	18	5	8	.625	0	0	---	1	5	0	10.....	10.0
BRANDON ROY													
	2008	29	8	10	.800	2	3	.667	9	5	2	18	
	2009	31	7	8	.875	0	0	---	5	5	2	14	
	2010	DID NOT PLAY—INJURED											
	Totals	60	15	18	.833	2	3	.667	14	10	4	32.....	16.0
RASHEED WALLACE													
	2000	21	3	6	.500	3	4	.750	4	0	0	9	
	2001	21	1	7	.142	0	0	---	4	2	0	2	
	Totals	42	4	13	.308	3	4	.750	8	2	0	11.....	5.5
BILL WALTON													
	1977	DID NOT PLAY—INJURED											
	1978	31	6	14	.429	3	3	1.000	10	2	3	15.....	15.0
KERMIT WASHINGTON													
	1980	14	1	6	.167	2	4	.500	8	1	4	4.....	4.0
SIDNEY WICKS													
	1972	10	2	5	.400	0	0	---	2	0	3	4	
	1973	24	4	10	.400	5	5	1.000	5	1	2	13	
	1974	24	5	6	.833	6	10	.600	1	1	4	16	
	1975	23	7	19	.368	2	3	.667	9	1	1	16	
	Totals	81	18	40	.450	13	18	.722	17	3	10	49.....	12.3

## TRAIL BLAZERS NBA HONORS

### MOST VALUABLE PLAYER

Bill Walton..... 1977-78

### ALL-NBA

Bill Walton..... 2nd team, 1976-77  
 Bill Walton..... 1st team, 1977-78  
 Maurice Lucas..... 2nd team, 1977-78  
 Jim Paxson..... 2nd team, 1983-84  
 Clyde Drexler..... 2nd team, 1987-88  
 Clyde Drexler..... 3rd team, 1989-90  
 Clyde Drexler..... 2nd team, 1990-91  
 Clyde Drexler..... 1st team, 1991-92  
 Brandon Roy..... 2nd team, 2008-09  
 Brandon Roy..... 3rd team, 2009-10  
 LaMarcus Aldridge..... 3rd team, 2010-11  
 LaMarcus Aldridge..... 3rd team, 2013-14  
**Damian Lillard..... 3rd team, 2013-14**  
 LaMarcus Aldridge..... 2nd team, 2014-15  
**Damian Lillard..... 2nd team, 2015-16**

### NBA FINALS MOST VALUABLE PLAYER

Bill Walton..... 1976-77

### MOST IMPROVED PLAYER

Kevin Duckworth..... 1987-88  
 Zach Randolph..... 2003-04  
**CJ McCollum..... 2015-16**

### SIXTH MAN OF THE YEAR

Clifford Robinson..... 1992-93

### J. WALTER KENNEDY

#### CITIZENSHIP AWARD

Terry Porter..... 1992-93  
 Chris Dudley..... 1995-96  
 Brian Grant..... 1998-99

### ROOKIE OF THE YEAR

Geoff Petrie..... 1970-71  
 Sidney Wicks..... 1971-72  
 Brandon Roy..... 2006-07  
**Damian Lillard..... 2012-13**

### ALL-ROOKIE TEAM

Geoff Petrie..... 1970-71  
 Sidney Wicks..... 1971-72  
 Lloyd Neal..... 1972-73  
 Lionel Hollins..... 1975-76  
 Mychal Thompson..... 1978-79  
 Ron Brewer..... 1978-79  
 Calvin Natt..... 1979-80  
 Kelvin Ransey..... 1980-81  
 Sam Bowie..... 1984-85  
 Arvydas Sabonis..... 1995-96  
 LaMarcus Aldridge..... 2006-07  
 Brandon Roy..... 2006-07  
 Rudy Fernandez (2nd team)..... 2008-09  
**Damian Lillard..... 2012-13**

### ALL-DEFENSIVE TEAM

Bill Walton..... 1st team, 1976-77  
 Bill Walton..... 1st team, 1977-78  
 Maurice Lucas..... 1st team, 1977-78  
 Lionel Hollins..... 1st team, 1977-78  
 Bob Gross..... 2nd team, 1977-78  
 Maurice Lucas..... 2nd team, 1978-79  
 Lionel Hollins..... 2nd team, 1978-79  
 Kermit Washington..... 2nd team, 1979-80  
 Kermit Washington..... 2nd team, 1980-81  
 Buck Williams..... 1st team, 1989-90  
 Buck Williams..... 1st team, 1990-91  
 Buck Williams..... 2nd team, 1991-92  
 Scottie Pippen..... 2nd team, 1999-00  
 Theo Ratliff..... 2nd team, 2003-04

### COACH OF THE YEAR

Mike Schuler..... 1986-87  
 Mike Dunleavy..... 1998-99

### EXECUTIVE OF THE YEAR

Bucky Buckwalter..... 1990-91

### NBA ALL-STAR GAME PLAYERS

Geoff Petrie..... 1971  
 Sidney Wicks..... 1972  
 Sidney Wicks..... 1973  
 Sidney Wicks..... 1974  
 Geoff Petrie..... 1974  
 Sidney Wicks..... 1975  
 Bill Walton..... 1977  
 Maurice Lucas..... 1977  
 Bill Walton..... 1978  
 Maurice Lucas..... 1978  
 Lionel Hollins..... 1978  
 Maurice Lucas..... 1979  
 Kermit Washington..... 1980  
 Jim Paxson..... 1983  
 Jim Paxson..... 1984  
 Clyde Drexler..... 1986  
 Clyde Drexler..... 1988  
 Steve Johnson..... 1988  
 Clyde Drexler..... 1989  
 Kevin Duckworth..... 1989  
 Clyde Drexler..... 1990  
 Clyde Drexler..... 1991  
 Kevin Duckworth..... 1991  
 Terry Porter..... 1991  
 Clyde Drexler..... 1992  
 Clyde Drexler..... 1993  
 Terry Porter..... 1993  
 Clyde Drexler..... 1994  
 Clifford Robinson..... 1994  
 Rasheed Wallace..... 2000  
 Rasheed Wallace..... 2001  
 Brandon Roy..... 2008  
 Brandon Roy..... 2009  
 Brandon Roy..... 2010  
 LaMarcus Aldridge..... 2012  
 LaMarcus Aldridge..... 2013  
 LaMarcus Aldridge..... 2014  
**Damian Lillard..... 2014**  
 LaMarcus Aldridge..... 2015  
**Damian Lillard..... 2015**

### ALL-STAR GAMES

Clyde Drexler..... 8  
 LaMarcus Aldridge..... 4  
 Sidney Wicks..... 4  
 Maurice Lucas..... 3  
 Brandon Roy..... 3  
 Kevin Duckworth..... 2  
**Damian Lillard..... 2**  
 Jim Paxson..... 2  
 Geoff Petrie..... 2  
 Terry Porter..... 2  
 Rasheed Wallace..... 2  
 Bill Walton..... 2  
 Lionel Hollins..... 1  
 Steve Johnson..... 1  
 Clifford Robinson..... 1  
 Kermit Washington..... 1

### NBA ALL-STAR GAME HEAD COACHES

Jack Ramsay..... 1978  
 Rick Adelman..... 1991

*Bold indicates current Trail Blazer*

## Player of the Week

Player	Season	Week Ending
Billy Ray Bates	1979-80	3/23/1980
Calvin Natt	1979-80	2/24/1980
Billy Ray Bates	1981-82	4/11/1982
Mychal Thompson	1981-82	11/8/1981
Clyde Drexler	1985-86	1/5/1986
Clyde Drexler	1987-88	11/29/1987
Clyde Drexler	1987-88	12/6/1987
Clyde Drexler	1987-88	3/13/1988
Clyde Drexler	1988-89	12/25/1988
Clyde Drexler	1988-89	4/9/1989
Clyde Drexler	1989-90	11/26/1989
Clyde Drexler	1990-91	11/18/1990
Clyde Drexler	1990-91	3/31/1991
Clyde Drexler	1990-91	4/14/1991
Rod Strickland	1994-95	2/26/1995
Arvydas Sabonis	1995-96	3/31/1996
Clifford Robinson	1995-96	1/7/1996
Rasheed Wallace	2001-02	3/3/2002
Brandon Roy	2007-08	12/9/2007
Brandon Roy	2007-08	12/16/2007
Brandon Roy	2008-09	12/1/2009
Brandon Roy	2008-09	4/13/2009
Brandon Roy	2009-10	3/14/2010
LaMarcus Aldridge	2010-11	1/23/2011
LaMarcus Aldridge	2010-11	2/13/2011
LaMarcus Aldridge	2012-13	3/17/2013
LaMarcus Aldridge	2013-14	11/24/2013
LaMarcus Aldridge	2013-14	12/8/2013
LaMarcus Aldridge	2013-14	12/15/2013
Damian Lillard	2014-15	11/16/14
LaMarcus Aldridge	2014-15	12/7/14
LaMarcus Aldridge	2014-15	12/21/14
Damian Lillard	2014-15	3/1/15
<b>Damian Lillard</b>	<b>2016-17</b>	<b>3/19/17</b>

## Coach/Player/Rookie of the Month

Coach	Season	Month
Jack Ramsay	1983-84	March
Mike Schuler	1986-87	February
Rick Adelman	1989-90	March
Rick Adelman	1990-91	November
Rick Adelman	1990-91	April
Mike Dunleavy	1998-99	March
Mike Dunleavy	1999-00	November
Nate McMillan	2007-08	December
Nate McMillan	2008-09	April
Nate McMillan	2010-11	April
Terry Stotts	2013-14	November
Terry Stotts	2014-15	December
Terry Stotts	2015-16	February
<b>Terry Stotts</b>	<b>2016-17</b>	<b>March</b>


Player	Season	Month
Kelvin Ransey	1980-81	March
Clyde Drexler	1991-92	November
LaMarcus Aldridge	2010-11	February
<b>Damian Lillard</b>	<b>2016-17</b>	<b>March</b>

Rookie	Season	Month
Arvydas Sabonis	1995-96	April
Brandon Roy	2006-07	January
Brandon Roy	2006-07	February
Brandon Roy	2006-07	March
Damian Lillard	2012-13	November
Damian Lillard	2012-13	December
Damian Lillard	2012-13	January
Damian Lillard	2012-13	February
Damian Lillard	2012-13	March
Damian Lillard	2012-13	April

*Bold indicates occurred during 2016-17 season*

TRAIL BLAZERS ALL-TIME ATTENDANCE


REGULAR SEASON HOME GAMES				PLAYOFF HOME GAMES			TOTAL HOME GAMES		
Season	Games	Avg. Att.	Total Att.	Games	Avg. Att.	Total Att.	Games	Avg. Att.	Total Att.
1970-71	40	6,010	240,388				40	6,010	240,388
1971-72	40	6,988	279,506				40	6,988	279,506
1972-73	41	8,134	333,480				41	8,134	333,480
1973-74	41	7,988	327,495				41	7,988	327,495
1974-75	41	10,768	441,506				41	10,768	441,506
1975-76	41	10,097	413,992				41	10,097	413,992
1976-77	41	12,178	499,302	10	12,850	128,501	51	12,310	627,803
1977-78	41	12,666	519,306	3	12,666	37,998	44	12,666	557,300
1978-79	41	12,666	519,306	1	12,666	12,666	42	12,666	531,972
1979-80	41	12,666	519,306	1	12,666	12,666	42	12,666	531,972
1980-81	41	12,666	519,306	2	12,666	25,332	43	12,666	544,638
1981-82	41	12,666	519,306				41	12,666	519,306
1982-83	41	12,666	519,306	3	12,666	37,998	44	12,666	557,304
1983-84	41	12,666	519,306	3	12,666	37,998	44	12,666	557,304
1984-85	41	12,666	519,306	4	12,666	50,664	45	12,666	569,970
1985-86	41	12,666	519,306	2	12,666	25,332	43	12,666	544,638
1986-87	41	12,666	519,306	2	12,666	25,332	43	12,666	544,638
1987-88	41	12,666	519,306	2	12,666	25,332	43	12,666	544,638
1988-89	41	12,854	527,008	1	12,880	12,880	42	12,854	539,888
1989-90	41	12,884	528,244	12	12,884	154,608	53	12,884	682,852
1990-91	41	12,884	528,244	9	12,884	115,956	50	12,884	644,200
1991-92	41	12,888	528,408	11	12,888	141,768	52	12,888	670,176
1992-93	41	12,888	528,408	2	12,888	25,776	43	12,888	554,184
1993-94	41	12,888	528,408	2	12,888	25,776	43	12,888	554,184
1994-95	40	12,888	515,520	1	12,888	12,888	42	12,888	528,520
1995-96	41	20,740	850,338	2	21,401	42,802	43	20,771	893,140
1996-97	41	20,800	852,799	2	21,538	43,076	43	20,834	895,875
1997-98	41	20,577	843,647	2	21,587	43,174	43	20,624	886,821
1998-99	25	19,462	486,556	7	20,608	144,262	32	19,713	630,818
1999-00	41	20,369	835,111	8	20,269	162,153	49	20,352	997,264
2000-01	41	20,292	831,976	1	20,580	20,580	42	20,298	852,556
2001-02	41	19,459	797,821	1	20,580	20,580	42	19,486	818,401
2002-03	41	19,421	796,250	3	20,187	60,562	44	19,473	856,812
2003-04	41	16,684	684,038				41	16,684	684,038
2004-05	41	16,594	680,374				41	16,594	680,374
2005-06	41	15,049	617,019				41	15,049	617,019
2006-07	41	16,360	670,778				41	16,360	670,778
2007-08	41	19,550	801,566				41	19,550	801,566
2008-09	41	20,524	841,499	3	20,400	61,199	44	20,516	902,698
2009-10	41	20,498	840,411	3	20,245	60,735	44	20,481	901,146
2010-11	41	20,510	840,924	3	20,365	61,068	44	20,500	901,992
2011-12	33	20,496	676,384				33	20,496	676,384
2012-13	41	19,830	813,012				41	19,830	813,012
2013-14	41	19,746	809,602	5	20,243	101,214	46	19,800	910,816
2014-15	41	19,546	801,377	2	19,743	39,486	43	19,554	840,863
2015-16	41	19,368	794,085	5	19,678	98,392	46	19,402	892,477
2016-17	41	19,318	792,029	2	20,040	40,079	43	19,351	832,108
Totals	1,900	15,205	28,889,871	120	15,907	1,908,833	2,020	15,247	30,798,704
MODA CENTER ONLY									
21 yrs.	837	19,303	16,156,219	47	20,423	959,876	884	19,362	17,116,095
MEMORIAL COLISEUM ONLY									
25 yrs.	1,022	11,137	11,932,275	71	12,646	909,471	1,093	11,738	12,841,746



**Steve Smith**  
2000 (USA)  
Portland 1999-2001



**Drazen Petrovic**  
1984, 1988, 1992  
(Yugoslavia/Croatia)  
Portland 1989-1991



**Shareef Abdur-Rahim**  
2000 (USA)  
Portland 2003-2005



**Kenny Carr**  
1976 (USA)  
Portland 1982-1987

## GOLD MEDALISTS

Terry Dischinger	1960	USA
Darrall Imhoff	1960	USA
Walter Davis	1976	USA
Kenny Carr	1976	USA
Joe Kleine	1984	USA
Arvydas Sabonis	1988	USSR
Clyde Drexler	1992	USA
Scottie Pippen	1992	USA
Scottie Pippen	1996	USA
Shareef Abdur-Rahim	2000	USA
Steve Smith	2000	USA
Nate McMillan (Assistant Coach)	2008	USA

## SILVER MEDALISTS

Jim Brewer	1972	USA
Fernando Martin	1984	Spain
Drazen Petrovic	1988	Yugoslavia
Drazen Petrovic	1992	Croatia
Aleksandar Djordjevic	1996	Yugoslavia
Rudy Fernandez	2008	Spain
Victor Claver	2012	Spain

## BRONZE MEDALISTS

Drazen Petrovic	1984	Yugoslavia
Stacey Augmon	1988	USA
Arvydas Sabonis	1992	Lithuania
Arvydas Sabonis	1996	Lithuania



**Clyde Drexler**  
1992 (USA)  
Portland 1983-1995



**Nate McMillan**  
2008 (USA)  
Portland 2005-2012



**Arvydas Sabonis**  
1988, 1992, 1996  
(Lithuania/USSR)  
Portland 1995-01, 2002-03

## TRAIL BLAZERS IN THE HALL OF FAME



**Bill Walton**

1993

Portland 1974-1978



**Lenny Wilkens**

1989


Portland 1974-1976



**Scottie Pippen**

2010

Portland 2000-2003



**Jack Ramsay**

1992

Portland 1976-1986

### HALL OF FAMERS

#### *Players:*

Clyde Drexler

1983-1995

2004

Neil Johnston

1972-1974

1990

Drazen Petrovic

1989-1990

2002

Scottie Pippen

2000-2003

2010

Arvydas Sabonis

1995-2001, 2002-2003

2011

Bill Walton

1974-1978

1993

Lenny Wilkens

1974-1975

1989

#### *Coaches:*

Jack Ramsay

1976-1986

1992

Lenny Wilkens

1974-1976

1989

#### *Curt Gowdy Award Winner:*

Bill Schonely

1970-1998

2012





## TRAIL BLAZERS RETIRED JERSEYS




NUMBER	NAME	WITH PORTLAND	RETIRED
1*	Larry Weinberg	1970-88	1992
13	Dave Twardzik	1976-80	1981
14	Lionel Hollins	1975-80	2007
15	Larry Steele	1971-80	1981
20	Maurice Lucas	1976-80, 1987-88	1988
22	Clyde Drexler	1983-95	2001
30	Bob Gross	1975-82	2008
	Terry Porter	1985-95	2008
32	Bill Walton	1974-78	1989
36	Lloyd Neal	1972-79	1979
45	Geoff Petrie	1970-76	1981
77*	Jack Ramsay	1976-86	1993

\*Honorary number




**Dave Twardzik**  
#13  
Portland 1976-80



**Larry Steele**  
#15  
Portland 1971-80



**Bob Gross**  
#30  
Portland 1975-82



**Terry Porter**  
#30  
Portland 1985-95

# UNIFORM NUMBERS OVER THE YEARS

**00**

Ken Johnson  
Kevin Duckworth

**0**

Voshon Lenard  
Freddy Jones  
Taurean Green  
**Damian Lillard**

**1**

**LARRY WEINBERG**  
Rod Strickland  
Derek Anderson  
Jarrett Jack  
Ike Diogu  
Armon Johnson  
Shawne Williams  
Jared Jeffries  
Dorell Wright  
**Evan Turner**

**2**

Linton Townes  
Perry Young  
Mark Bryant  
Stacey Augmon  
Steve Blake  
Dan Dickau  
Wesley Matthews  
Brian Roberts

**3**

Herm Gilliam  
Jeff Lamp  
Clifford Robinson  
Damon Stoudamire  
Juan Dixon  
Jeremy Richardson  
Gerald Wallace  
Jonny Flynn  
Sasha Pavlovic  
**CJ McCollum**

**4**

Greg Smith  
Jim Paxson  
Dave Johnson  
Marcus Brown  
Carlos Rogers  
Antonio Harvey  
Eddie Gill  
Maurice Baker  
Geno Carlisle  
Josh McRoberts  
Jerrid Bayless  
Sean Marks  
Nolan Smith  
Arron Affalo  
**Maurice Harkless**

**5**

Jim McMillian  
Eddie Jordan  
Jermaine O'Neal  
Jeff McInnis  
Desmond Ferguson  
Ha Seung-Jin  
Ime Udoka  
Rudy Fernandez  
Raymond Felton  
Will Barton  
Steve Blake  
**Pat Connaughton**

**6**

Michael Holton  
Walter Davis  
Joe Wolf  
Mitchell Butler  
Bonzi Wells  
Juwan Howard  
Eric Maynor  
**Shabazz Napier**

**7**

Hank McDowell  
Brooke Steppe  
Kenny Anderson

Charles Smith  
Wesley Person  
Dan Dickau  
Charles Smith  
Brandon Roy

**8**

Charles Jones  
Ennis Whitley  
Steve Smith  
Martell Webster  
Patrick Mills  
Luke Babbitt  
**Al-Farouq Aminu**

**9**

Lionel Hollins  
Danny Ainge  
Ruben Nemphard  
Rick Brunson  
Raeef LaFrentz  
Elliot Williams  
Gerald Henderson

**10**

Phil Lumpkin  
Steve Hawes  
Corky Calhoun  
Ron Brewer  
Jay Buse  
Fernando Martin  
Craig Neal  
Antonio Daniels  
Omar Cook  
Joel Przybilla  
Tim Frazier  
**Jake Layman**

**11**

Shaler Halimon  
Charles Yelverton  
Mark Sibley  
Willie Smith  
Abdul Jeelani  
Mike Gale  
Ron Rowan  
Clinton Wheeler  
Negele Knight  
Delaney Rudd  
Arvydas Sabonis  
Vladimir Stepania  
Sergio Rodriguez  
Luke Babbitt  
Jamal Crawford  
**Meyers Leonard**

**12**

Rick Adelman  
Dennis Layton  
Billy Ray Bates  
Lafayette Lever  
Lamont Strouthers  
Steve Henson  
Randolph Childress  
John Crotty  
Dettef Schrempf  
Erick Barkley  
James Thomas  
Sergei Monia  
LaMarcus Aldridge

**13**

Dave Wohl  
Bernie Fryer  
**DAVE TWARDZIK**

**14**

**LIONEL HOLLINS**  
Kelvin Ransey  
Darnell Valentine  
Jerry Sichting  
Robert Pack  
Gary Grant  
Chris Dudley  
Richie Frahm

**15**

Claude English  
**LARRY STEELE**

**16**

Johnny Davis

**17**

Charlie Davis  
Willie McCarter  
Bob Verga  
Mario Elie  
Vincent Askew  
Chris Johnson  
Earl Watson  
**Ed Davis**

**18**

Victor Claver

**19**

Lenny Wilkens  
Aleksandar Djordjevic  
Sean Higgins  
Nick Van Exel  
Joel Freeland

**20**

**MAURICE LUCAS**  
Steve Colter

**21**

Sidney Wicks  
Dennis Awtry  
Carl Bailey  
Brian Martin  
Walter Berry  
Danny Young  
Jaren Jackson  
Rumeal Robinson  
Ruben Patterson  
Jamaal Magloire  
Marcus Camby  
Fabricio Oberto  
JJ Hickson  
**Noah Vonleh**

**22**

Clyde Mayes  
Jeff Judkins  
**CLYDE DREXLER**

**23**

Steve Jones  
T.R. Dunn  
Roy Hamilton  
Byron Irvin  
Aaron McKie  
Gary Grant  
Mitchell Butler  
Darius Miles  
Martell Webster  
Marcus Camby  
**Allen Crabbe**

**24**

Willie Norwood  
Audie Norris  
Adrian Branch  
Chris Dudley  
Qyntel Woods  
Stephen Graham  
Luke Schenscher  
Von Wafer  
Andre Miller  
Ronnie Price  
Mason Plumlee

**25**

LeRoy Ellis  
Bob Davis  
Tom Owens  
Jerome Kersey  
Steve Kerr  
Travis Outlaw  
Mo Williams

**26**

James Robinson

**27**

John Johnson  
Caldwell Jones  
Elmore Spencer

Travis Diener  
**Jusuf Nurkic**

**28**

Kaniel Dickens

**29**

Slavko Vranes

**30**

Darrall Imhoff  
Rick Roberson  
**BOB GROSS**  
**TERRY PORTER**  
Rasheed Wallace

**31**

Peter Verhoeven  
Sam Bowie  
Alaa Abdelnaby  
Tracy Murray  
Reggie Jordan  
Kelvin Cato  
Matt Carroll  
Sebastian Telfair  
Jeff Pendergraph  
Jaron Collins  
**Festus Ezeli**

**32**

**BILL WALTON**  
Michael Harper

**33**

Jim Barnett  
Danny Anderson  
Ira Terrell  
Calvin Natt  
Bernard Thompson  
Steve Johnson  
Nate Johnston  
Otis Thorpe  
Gary Trent  
Scottie Pippen  
Shareef Abdur-Rahim  
Dante Cunningham  
Alonzo Gee

**34**

Bill Stricker  
Bill Turner  
Robin Jones  
Kenny Carr  
Ronnie Murphy  
Rolando Ferreira  
Isaiah Rider  
Antonio Harvey  
Dale Davis  
James Thomas  
Hasheem Thabeet  
Cliff Alexander

**35**

Ed Manning  
LaRue Martin  
Kevin Gamble  
Richard Anderson  
Kevin Thompson  
Joe Kleine  
Chris Kaman

**36**

**LLOYD NEAL**

**38**

Ron Knight  
Anthony Cook  
Viktor Khryapa

**40**

Stan McKenzie  
Barry Clemens  
Petur Gudmundsson  
Reggie Slater  
Shawn Kemp  
Earl Barron  
Kurt Thomas

**41**

Dorie Murray  
Jim Marsh

Nikita Wilson  
Thomas Robinson

**42**

Terry Dischinger  
Greg Lee  
Wally Walker  
Kim Anderson  
Kermit Washington  
Wayne Cooper  
Walt Williams  
Theo Ratliff  
Shavlik Randolph  
Robin Lopez

**43**

Bill Smith  
Mychal Thompson

**44**

Gary Gregor  
Ollie Johnson  
Jacky Dorsey  
Clemon Johnson  
Kevin Kunnert  
Drazen Petrovic  
Harvey Grant  
Brian Grant  
Ruben Bourmtje-Bourmtje  
Channing Frye  
Anthony Tolliver  
Luis Montero

**45**

**GEOFF PETRIE**  
Geoff Crompton

**48**

Walt Gilmore

**50**

Chris Engler  
Joe Binion  
Tom Scheffler  
Robert Reid  
Greg Anthony  
Zach Randolph

**51**

Michael Ruffin

**52**

Jim Brewer  
Buck Williams  
Greg Oden

**53**

James Edwards  
Alton Lister

**54**

Dale Schlueter  
Tom Piotrowski  
Reggie Smith  
Brian Skinner  
**Tim Quarterman**

**55**

Kiki Vandeweghe  
Will Perdue

**77**

**\*JACK RAMSAY**

**83**

Craig Smith

**88**

Nicolas Batum

Players listed in bold  
were on roster at end  
of 2016-17 season.

All capitals indicates  
number retired.

\*Honorary number.

## NOTES TO TRADE HISTORY

1. If a third team is not mentioned, assume any draft pick is the choice of the team Portland is trading with or is Portland's choice.
2. If a draft choice acquired in a transaction is subsequently traded by Portland in that original deal, the choice is listed as 'choice traded.' Everywhere else when referring to a draft choice, the player eventually selected by Portland or by the team ultimately receiving the draft choice is shown in parentheses.
3. In trades, only what actually happened is given. If a team has several options in a deal, only the one it ultimately uses is given.
4. Names in boldface indicate players who actually played for the Trail Blazers or are on the current roster entering 2015-16.

### 1970

- May 11** ..... Traded Larry Seigfried to San Diego in exchange for **Jim Barnett**.  
**June 17** ..... Traded Jerry Chambers to Atlanta in exchange for **Gary Gregor**.  
**Oct. 7** ..... Sold Pat Riley to the Los Angeles Lakers.  
**Oct. 20** ..... Traded 1971 2nd round draft choice (Willie Sojourner) to Chicago in exchange for **Shaler Halimon**.  
**Oct. 22** ..... Traded **Dorrie Murrey** to Baltimore in exchange for a 1971 2nd round draft choice (Rick Fisher).

### 1971

- Mar. 23** ..... Traded **Jim Barnett** to San Francisco for a 1971 2nd round draft choice (**Charles Yelverton**), 1971 3rd round choice (**Bill Smith**) and 1972 2nd round choice (**Dave Twardzik**).  
**Sept. 11** ..... Traded **LeRoy Ellis** to the L.A. Lakers in exchange for cash and a 1972 2nd round draft choice (**Ollie Johnson**).

### 1972

- July 31** ..... Acquired Fred Foster from Philadelphia in exchange for a 1973 2nd round draft choice (Alan Bristow). Foster is then sent to Detroit in exchange for **Terry Dischinger**.  
**Oct. 2** ..... Traded **Dale Schlueter** to Philadelphia for **Dave Wohl**.  
**Oct. 24** ..... Obtained **Charlie Davis** from Cleveland in exchange for a 1974 3rd round pick (Foots Walker) and cash.  
**Oct. 27** ..... Traded **Stan McKenzie** to Houston for **Greg Smith**.

### 1973

- Mar. 20** ..... Received from Philadelphia Milwaukee's 1974 2nd round draft choice (Rubin Collins) as compensation for the 76ers' signing of veteran free agent **Gary Gregor**.  
**Apr. 24** ..... Acquired **John Johnson**, **Rick Roberson** and Los Angeles Lakers' 1973 1st round pick (Barry Parkhill) from Cleveland in exchange for two 1973 draft choices (1st—**Jim Brewer**, and 3rd—**Jim O'Brien**).  
**Sept. 14** ..... Traded **Rick Adelman** to Chicago for cash and a 1974 2nd round draft choice (**Phil Lumpkin**).

### 1974

- May 20** ..... New Orleans selected Portland's **Ollie Johnson** in expansion draft.  
**Sept. 16** ..... Traded **Rick Roberson** to New Orleans in exchange for **Barry Clemens**, Kansas City's 1976 2nd round draft choice (Major Jones) and cash.  
**Sept. 18** ..... Traded Mickey Johnson to Chicago for a 1975 3rd round pick (Gus Gerard).  
**Oct. 7** ..... Purchased the playing rights to **Lenny Wilkens** from Cleveland.

### 1975

- June 9** ..... Traded **Phil Lumpkin** to Phoenix for the Los Angeles Lakers' 1976 2nd round draft choice (choice traded to New Orleans for 1977 New Orleans 2nd round draft pick (**Kim Anderson**)).  
**Oct. 23** ..... Acquired **Steve Jones** from Golden State in exchange for a 1976 6th round pick (Dwayne Barnett).  
**Nov. 13** ..... Traded **John Johnson** to Houston for **Steve Hawes**.

### 1976

- June 3** ..... Traded Los Angeles Lakers' 1976 2nd round draft choice (**Jacky Dorsey**) to New Orleans in exchange for its 1977 2nd round draft choice (**Kim Anderson**).  
**Aug. 5** ..... Traded **Geoff Petrie** and **Steve Hawes** to Atlanta in exchange for the 2nd pick in the ABA dispersal draft (**Maurice Lucas**).  
**Sept. 2** ..... Purchased **Herm Gilliam** from Seattle.  
**Sept. 2** ..... Sold **Sidney Wicks** to New Orleans.  
**Oct. 5** ..... New Orleans cancelled **Sidney Wicks** trade because of contractual problems.  
**Oct. 12** ..... Sold **Sidney Wicks** to Boston.  
**Oct. 18** ..... Traded Moses Malone to Buffalo for 1978 1st round draft choice (choice traded for Indiana's 1978 1st round pick (**Mychal Thompson**) and cash).

### 1977

- July 15** ..... Reacquired **Dale Schlueter** from Phoenix in exchange for a 1978 4th round pick (Wayne Smith).  
**Aug. 10** ..... Acquired **Tom Owens** from Houston in exchange for **Robin Jones** and cash.  
**Oct. 5** ..... Traded Rich Laurel to Atlanta in exchange for Buffalo's 1978 2nd round draft choice (Keith Herron).  
**Nov. 11** ..... Traded **Wally Walker** to Seattle for two draft choices, Detroit's 1st in 1978 (**Ron Brewer**) and San Antonio's 2nd in 1979 (Andrew Fields).

### 1978

- June 7** ..... Traded its 1978 1st round draft choice (Ray Townsend) to Golden State in exchange for the Warriors' 1981 1st round draft choice (pick traded for **Calvin Natt**).  
**June 8** ..... Traded **Johnny Davis** and Buffalo's 1978 1st round draft choice (Rick Robey) to Indiana for the Pacers' 1978 1st round pick (**Mychal Thompson**).  
**June 30** ..... Traded **Corky Calhoun** to Indiana for a 1980 2nd round draft choice (David Lawrence).  
**Dec. 15** ..... Signed free agent **Jim McMillian**, giving New Jersey as compensation a 1979 2nd round draft choice (Kim Goetz).

### 1979

- Aug. 24** ..... Traded **Willie Smith** to Cleveland in exchange for a 1981 3rd round draft choice (Derek Holcomb).  
**Sept. 18** ..... Traded a 1981 2nd round draft choice (Harvey Knuckles) to Detroit for **Jim Brewer**.  
**Sept. 18** ..... Awarded from San Diego **Kermit Washington**, **Kevin Kunnert**, a 1980 1st round draft choice (choice traded for **Calvin Natt**), and cash as compensation for the signing of veteran free agent **Bill Walton**.  
**Oct. 9** ..... Traded **Clemon Johnson** to Indiana in exchange for New Jersey's 1981 2nd round pick (Brian Jackson).

# TRAIL BLAZERS TRADE HISTORY

## 1980

- Feb. 8** ..... Traded **Lionel Hollins** to Philadelphia for Cleveland's 1981 1st round draft choice (pick traded for **Kelvin Ransey**) and cash.
- Feb. 8** ..... Traded **Maurice Lucas**, San Diego's 1980 1st round pick (Mike Gminski) and Golden State's 1981 1st round draft choice (Albert King) to New Jersey for **Calvin Natt**.
- May 28** ..... Dallas selected Portland's **Abdul Jeeleeni** in expansion draft.
- June 10** ..... Traded rights to Ron Lester along with Cleveland's 1981 1st round draft choice (Al Wood) to Chicago in exchange for the rights to **Kelvin Ransey** and the Bulls' 1981 1st round choice (**Darnell Valentine**).
- Aug. 15** ..... Traded **T.R. Dunn** and a 1983 1st round draft choice (Howard Carter) to Denver in exchange for a 1983 1st round draft choice (**Clyde Drexler**) and a 1984 2nd round draft choice (**Steve Colter**).
- Oct. 8** ..... Traded **Jim Brewer** to the Los Angeles Lakers for a 1984 2nd round draft choice (**Jerome Kersey**).
- Dec. 19** ..... Traded **Ron Brewer** to San Antonio in exchange for **Mike Gale** and a 1982 1st round draft choice (choice traded to Detroit for **Kenny Carr**).

## 1981

- June 5** ..... Traded **Tom Owens** to Indiana for a 1984 1st round draft choice (**Sam Bowie**).
- June 8** ..... Traded **Mike Gale** to Golden State for two 2nd round picks (1982—**Audie Norris**, 1985—Mike Smrek).
- Aug. 4** ..... Conveyed to New York a 1982 3rd round draft choice (Craig Tucker) for the rights to Tom Barker.
- Sept. 24** ..... Traded **Geoff Crompton** to Milwaukee for a 1982 3rd round draft choice (Phillip Lockett).

## 1982

- June 23** ..... Acquired **Kenny Carr** from Detroit in exchange for San Antonio's 1982 1st round pick (Ricky Pierce).
- June 28** ..... Traded **Kelvin Ransey** to Dallas in exchange for **Wayne Cooper** and Boston's 1985 1st round draft choice (**Terry Porter**).
- Aug. 2** ..... Acquired **Jeff Judkins** from Detroit in exchange for a 1984 3rd round draft choice (Tim Kearney).

## 1983

- Jan. 7** ..... Obtained **Don Buse** from Indiana in exchange for cash and other considerations (consultation services of Blazers Vice President Jon Spoelstra).
- Aug. 18** ..... Traded Granville Waiters to Indiana for Chicago's 1984 2nd round draft choice (Victor Fleming).
- Aug. 18** ..... Reacquired its own 1984 3rd round draft choice (Tim Kearney) from Detroit in exchange for **Petur Gudmundsson**.
- Sept. 6** ..... Traded **Linton Townes** to Cleveland for a 1987 2nd round draft choice (Lester Forville).
- Oct. 7** ..... Traded **Hank McDowell** to Indiana for a 1986 3rd round draft choice (Juden Smith).

## 1984

- June 8** ..... Traded **Calvin Natt**, **Lafayette Lever**, **Wayne Cooper**, a 1985 1st round draft choice (Blair Rassmussen) and a 1984 2nd round pick (Willie White) to Denver in exchange for **Kiki Vandeweghe**.

## 1985

- June 14** ..... Traded **Bernard Thompson** to Phoenix for a 1987 2nd round draft choice (**Nikita Wilson**).
- June 18** ..... Traded rights to Mike Smrek to Chicago for rights to Ben Coleman and **Ken Johnson**.
- Oct. 10** ..... Conveyed to Chicago a 1987 2nd round draft choice (Winston Garland) as compensation for signing veteran free agent **Caldwell Jones**.

## 1986

- Jan. 14** ..... Traded **Darnell Valentine** and a 1988 2nd round pick (Tom Garrick) to the L.A. Clippers in exchange for Boston's 1986 1st round pick (**Arvydas Sabonis**) and the Clippers' 1988 2nd round pick (**Rolando Ferreira**).
- June 17** ..... Traded **Steve Colter** to Chicago in exchange for the rights to Larry Krystkowiak, Portland's own 1987 2nd round draft choice (choice traded to Milwaukee for **Chris Engler**), and a 2nd round pick in 1992.
- June 19** ..... Traded **Mychal Thompson** and the right's to Larry Krystkowiak to San Antonio for **Steve Johnson**.
- July 31** ..... Acquired **Michael Holton** from Chicago for a 1992 2nd round draft choice.
- Nov. 11** ..... Acquired **Chris Engler** from Milwaukee in exchange for a 1987 2nd round draft choice (Winston Garland).
- Dec. 18** ..... Traded **Walter Berry** to San Antonio for **Kevin Duckworth**.

## 1987

- June 22** ..... Traded **Jim Paxson** to Cleveland in exchange for Keith Lee.
- Aug. 18** ..... Cancelled **Paxson-Lee** trade after Lee failed to pass a physical.
- Oct. 11** ..... Traded **Kermit Washington** to Golden State for a 1988 3rd round draft choice (Anthony Mason).
- Nov. 10** ..... Acquired **Maurice Lucas** from Seattle in exchange for a 1990 2nd round draft choice (Abdul Shamsid-Deen).

## 1988

- Feb. 23** ..... Traded **Jim Paxson** to Boston in exchange for **Jerry Sichting** and cash.
- June 23** ..... Charlotte selected **Michael Holton** in expansion draft.

## 1989

- Feb. 23** ..... Traded **Kiki Vandeweghe** to New York in exchange for a 1989 1st round draft choice (**Byron Irvin**).
- June 15** ..... Minnesota selected **Steve Johnson** in expansion draft.
- June 24** ..... Traded **Sam Bowie** and its 1989 1st round draft choice (Mookie Blaylock) to New Jersey for **Buck Williams**.
- Oct. 17** ..... Traded **Richard Anderson** to Charlotte in exchange for **Robert Reid**.

## 1990

- Aug. 1** ..... Traded **Byron Irvin**, Portland's 1991 1st round draft choice (Pete Chilcutt), Chicago's 1992 2nd round draft choice (Brett Roberts), and cash to Sacramento for **Danny Ainge**.

## 1991

- Jan. 23** ..... Acquired **Walter Davis** from Denver in exchange for New Jersey's 1992 1st round draft choice (Bryant Stith), received in exchange for **Drazen Petrovic** in a three-team transaction.
- June 26** ..... Acquired draft rights to **Lamont Strothers** from Golden State for Portland's 1995 (Tyrus Edney by Sacramento) and 1999 2nd round draft picks.

## 1992

July 1 ..... Traded **Alaa Abdelnaby** to Milwaukee for the draft rights to **Tracy Murray**.

## 1993

June 24 ..... Traded **Kevin Duckworth** to Washington for **Harvey Grant**.

Aug. 2 ..... Traded **Mario Elie** to Houston for a 1995 2nd round draft choice (choice traded to Detroit).

## 1995

Feb. 14 ..... Traded **Clyde Drexler** and **Tracy Murray** to Houston for **Otis Thorpe**, draft rights to Marcelo Nicola and Houston's 1995 1st round draft choice (choice traded to Detroit)

June 26 ..... Traded two 1995 1st round selections (**Theo Ratliff** and **Randolph Childress**) and a 2nd round pick (Don Reid) for Detroit's 1995 1st round draft selection (Shawn Respert).

June 28 ..... Traded the rights to Shawn Respert, Portland's 1995 1st round selection to Milwaukee for the rights to Milwaukee's 1995 1st round pick (**Gary Trent**) and a Milwaukee (from Charlotte) 1997 1st round pick.

Sept. 20 ..... Traded **Otis Thorpe** to Detroit for **Randolph Childress** and Bill Curley.

## 1996

June 27 ..... Acquired the draft rights to Jason Sasser from Sacramento for future considerations.

July 15 ..... Traded **Rod Strickland** and **Harvey Grant** to Washington for **Rasheed Wallace** and **Mitchell Butler**

July 23 ..... Traded **James Robinson**, Bill Curley and a 1997 1st round draft choice (Milwaukee's from Charlotte---Paul Grant) to Minnesota for **Isaiah Rider**.

## 1997

Jan. 24 ..... Traded **Randolph Childress**, **Reggie Jordan** and **Aaron McKie** to Detroit for **Stacey Augmon**

June 25 ..... Traded the draft rights to Portland's 1st round selection, Chris Anstey, plus monetary considerations to Dallas for the rights to the Mavericks' 1st round draft pick, **Kelvin Cato**.

June 25 ..... Acquired the draft rights to C.J. Bruton from Vancouver for monetary considerations.

Oct. 10 ..... Traded **Chris Dudley** to New York for a 1998 1st round draft pick.

## 1998

Feb. 13 ..... Traded **Kenny Anderson**, **Gary Trent** and **Alvin Williams**, its own 1998 1st round draft pick (Mirsad Turkan) and 2nd round draft pick (Tyson Wheeler) and New York's 1998 1st round pick (Bryce Drew) plus monetary considerations to Toronto for **Carlos Rogers**, **Damon Stoudamire** and **Walt Williams**.

## 1999

Jan. 22 ..... Acquired the draft rights to **Bonzi Wells** from Detroit for Portland's 1999 1st round pick (Choice traded to Atlanta, Jurnaine Jones).

Aug. 2 ..... Traded **Isaiah Rider** and **Jim Jackson** to Atlanta for **Steve Smith** and **Ed Gray**.

Oct. 2 ..... Traded **Stacey Augmon**, **Kelvin Cato**, **Ed Gray**, **Carlos Rogers**, **Brian Shaw** and **Walt Williams** to Houston for **Scottie Pippen**.

## 2000

Aug. 30 ..... Sent **Brian Grant** to Miami and **Gary Grant** to Cleveland in a three-team, five-player trade that brought **Shawn Kemp** from Cleveland and sent **Chris Gatling** and **Clarence Weatherspoon** from Miami to Cleveland.

Aug. 31 ..... Traded **Joe Kleine** and **Jermaine O'Neal** to Indiana for **Dale Davis**.

## 2001

July 20 ..... Traded **Greg Anthony** to Chicago for their second round draft pick in the 2002 NBA Draft (Jason Jennings).

July 25 ..... Traded **Steve Smith** to San Antonio for **Derek Anderson** and **Steve Kerr**.

Oct. 10 ..... Traded **Will Perdue** to Los Angeles Clippers for draft rights to Doren Sheffer.

## 2002

Aug. 5 ..... Traded **Erick Barkley**, **Steve Kerr** and 2003 2nd round draft pick to San Antonio for **Antonio Daniels**, **Amal McCaskill** and **Charles Smith**.

## 2003

Dec. 3 ..... Traded **Bonzi Wells** to Memphis for **Wesley Person**, a 2004 conditional 1st round pick (**Sergei Monia**) and cash considerations.

## 2004

Jan. 21 ..... Traded **Ruben Boumtje-Boumtje** and **Jeff McInnis** to Cleveland for **Darius Miles**.

Feb. 9 ..... Traded **Wesley Person** and **Rasheed Wallace** to Atlanta for **Shareef Abdur-Rahim**, **Dan Dickau** and **Theo Ratliff**.

June 22 ..... Traded **Eddie Gill** and cash considerations to New Jersey for the draft rights to **Viktor Khryapa**.

July 20 ..... Traded **Dale Davis** and **Dan Dickau** to Golden State for **Nick Van Exel**.

## 2005

June 28 ..... Acquired 2005 NBA Draft's 6th pick (**Martell Webster**) and 27th pick (Linus Kleiza) and conditional 2006 1st round pick from Utah in exchange for 2005 3rd pick (Deron Williams).

June 28 ..... Traded draft rights to Linus Kleiza and 2005 2nd round pick (Ricky Sanchez) to Denver for draft rights to **Jarrett Jack** (1st round).

Aug. 2 ..... Traded **Shareef Abdur-Rahim** to New Jersey for a conditional 2006 1st round pick (Trade recinded Aug. 9, by Nets. Abdur-Rahim becomes free agent).

## 2006

Feb. 23 ..... Acquired **Voshon Lenard** from Denver and **Brian Skinner** from Sacramento in a four-team, nine-player deal that sent **Ruben Patterson** and **Charles Smith** to Denver and **Sergei Monia** to Sacramento.

June 28 ..... Acquired the draft rights to **LaMarcus Aldridge** and a future second-round pick from Chicago for **Viktor Khryapa** and the draft rights to Tyrus Thomas.

June 28 ..... Traded **Sebastian Telfair**, **Theo Ratliff** and a 2008 second-round pick to Boston for **Raef LaFrentz**, **Dan Dickau** and draft rights to Randy Foye.

June 28 ..... Traded draft rights to Randy Foye to Minnesota in exchange for the draft rights to **Brandon Roy**.

June 28 ..... Acquired the draft rights to **Sergio Rodriguez** from Phoenix for cash considerations.

June 28 ..... Traded the draft rights to James White to Indiana for the draft rights to Alexander Johnson and two future second round picks.

June 28 ..... Traded the draft rights to Alexander Johnson to Memphis for a future second round pick.

July 31 ..... Acquired **Jamaal Magloire** from Milwaukee for **Steve Blake**, **Ha Seung-Jin** and **Brian Skinner**.

## 2007

- Feb. 22** ..... Acquired **Freddy Jones** and future considerations from Toronto in exchange for **Juan Dixon**.
- June 28** ..... Acquired the draft rights to **Petteri Koponen** from Philadelphia in exchange for cash considerations and the draft rights to **Derrick Byars**.
- June 28** ..... Traded **Zach Randolph**, **Freddy Jones**, **Dan Dickau** and **Demetris Nichols'** draft rights to New York in exchange for **Channing Frye**, **Steve Francis** and the Knicks' second-round pick in 2008.
- July 11** ..... Acquired **James Jones** and the draft rights to **Rudy Fernandez** from Phoenix in exchange for cash considerations.

## 2008

- Feb. 21** ..... Acquired **Von Wafer** from Denver in exchange for **Taurean Green**.
- June 26** ..... Acquired the draft rights to **Darrell Arthur** from New Orleans for cash considerations.
- June 26** ..... Acquired the draft rights to **Nicolas Batum** from Houston in exchange for the draft rights to **Darrell Arthur** and **Joey Dorsey**.
- June 26** ..... Sent the draft rights to **Omer Asik** to Chicago in exchange for three second round draft picks from Chicago and Denver.
- June 26** ..... Sent the draft rights to **Mike Taylor** to the L.A. Clippers in exchange for a 2009 second round draft pick.
- July 9** ..... Acquired **Ike Diogu** and the draft rights to **Jerry Bayless** in exchange for **Jarrett Jack**, **Josh McRoberts**, the draft rights to **Brandon Rush** and cash considerations.

## 2009

- Feb. 18** ..... Acquired **Michael Ruffin** in exchange for **Ike Diogu** as part of a three-team trade involving Chicago and Sacramento.
- June 24** ..... Acquired the 22nd overall selection (**Victor Claver**) in the 2009 NBA Draft from the Dallas Mavericks in exchange for the 24th pick (**B.J. Mullens**), 56th pick (**Ahmad Nivins**) and a second-round pick in 2010.
- June 25** ..... Acquired the draft rights to **Jeff Pendergraph** in exchange for **Sergio Rodríguez**, the draft rights to **Jon Brockman** and cash considerations.

## 2010

- Feb. 16** ..... Acquired **Marcus Camby** from the L.A. Clippers in exchange for **Steve Blake**, **Travis Outlaw** and cash considerations.
- June 21** ..... Acquired the 34th overall selection (**Armon Johnson**) in the 2010 NBA Draft from the Golden State Warriors in exchange for the 44th overall pick (**Jerome Jordan**) and cash considerations.
- June 24** ..... Acquired **Ryan Gomes** and the draft rights to **Luke Babbitt** from the Minnesota Timberwolves in exchange for **Martell Webster**.
- Oct. 23** ..... Acquired a conditional, future first round pick from New Orleans in exchange for **Jerry Bayless**.

## 2011

- Feb. 24** ..... Acquired **Gerald Wallace** from Charlotte in exchange for **Joel Przybilla**, **Dante Cunningham**, **Sean Marks** and two conditional first round picks.
- June 23** ..... Acquired **Raymond Felton** from Denver in exchange for **Andre Miller**, with **Rudy Fernandez** and the NBA rights to **Petteri Koponen** going to Dallas as part of a three-team trade.

## 2012

- March 15** ..... Acquired **Mehmet Okur**, **Shawne Williams** and a first round draft selection (**Damian Lillard**) from New Jersey in exchange for **Gerald Wallace**.
- March 15** ..... Acquired **Jonny Flynn**, **Hasheem Thabeet** and a second round pick (**Will Barton**) from Houston in exchange for **Marcus Camby**.
- June 28** ..... Sent the draft rights to guard **Tyshawn Taylor**, selected with the 41st overall pick, to Brooklyn in exchange for cash considerations.
- July 16** ..... Acquired **Jared Jeffries**, **Dan Gadzuric**, **Georgios Printezis**, **Kostas Papanikolaou**, a future second round draft pick and cash considerations from New York in exchange for **Raymond Felton** and **Kurt Thomas**.
- July 20** ..... Acquired **Sasha Pavlovic** from Boston along with two second round draft picks, with **Jon Diebler** going to Houston as part of a three-team trade.

## 2013

- Feb. 21** ..... Acquired **Eric Maynor** from Oklahoma City in exchange for the draft rights to **Georgios Printezis**.
- June 27** ..... Acquired **Allen Crabbe** from Cleveland in exchange for a 2015 second round pick and a 2016 second round selection.
- June 27** ..... Traded the draft rights to **Grant Jerrett** to Oklahoma City for cash considerations.
- July 10** ..... Acquired **Robin Lopez** and **Terrel Harris** from New Orleans in exchange for the draft rights to **Jeff Withey**, a future second round pick and cash.
- July 10** ..... Acquired **Thomas Robinson** from Houston in exchange for the NBA rights to **Kostas Papanikolaou** and **Marko Todorovic**, and two future second round picks.

## 2015

- Feb. 19** ..... Acquired **Arron Afflalo** and **Alonzo Gee** in exchange for **Will Barton**, **Victor Claver**, **Thomas Robinson** and a 2016 first round pick (lottery protected).
- June 24** ..... Acquired **Gerald Henderson** and **Noah Vonleh** in exchange for **Nicolas Batum**.
- June 25** ..... Acquired **Mason Plumlee** and the draft rights to **Pat Connaughton** in exchange for the draft rights to **Rondae Hollis-Jefferson**.
- July 27** ..... Acquired **Brendan Haywood**, **Mike Miller** and two future second round draft picks in exchange for cash considerations.

## 2016

- Feb. 18** ..... Acquired a future first round draft pick and forward **Anderson Varejao** from Cleveland in exchange for a future second round draft pick.
- Feb. 18** ..... Acquired guard **Brian Roberts** and a future second round draft pick from Miami in exchange for cash considerations.
- June 23** ..... Acquired the draft rights to forward **Jake Layman** from Orlando in exchange for a future second round pick and cash considerations.
- July 6** ..... Acquired guard **Shabazz Napier** from Orlando in exchange for cash considerations.

## 2017

- Jan. 6** ..... Acquired an unprotected 2017 first round draft pick from Cleveland in exchange for a 2018 first round pick.
- Feb. 13** ..... Acquired center **Jusuf Nurkic** and the rights to Memphis' 2017 first round pick from Denver in exchange for **Mason Plumlee**, a 2018 second round pick and cash considerations.
- June 22** ..... Acquired the draft rights to center **Zach Collins** from Sacramento in exchange for the draft rights to Justin Jackson and Harry Giles.
- July 25** ..... Acquired forward Andrew Nicholson from the Brooklyn Nets in exchange for **Allen Crabbe**.





**ZACH COLLINS, 10TH OVERALL PICK OF THE 2017 NBA DRAFT**



**CALEB SWANIGAN, 26TH OVERALL PICK OF THE 2017 NBA DRAFT**

# TRAIL BLAZERS IN THE NBA DRAFT

Current Trail Blazers in bold.

\*Indicates played for Portland.

Number in parentheses chronological order of selection.

**Round**      **Player**      **From**

## 2017

1. Justin Jackson (15) ..... North Carolina
1. Harry Giles (20) ..... Duke
1. **Caleb Swanigan (26)** ..... **Purdue**
2. No selection - traded

## 2016

1. No selection - traded
2. No selection - traded

## 2015

1. Rondae Hollis-Jefferson (10) ..... Arizona
2. No selection - traded

## 2014

1. No selection - traded
2. No selection - traded

## 2013

1. **CJ McCollum (10)** ..... **Lehigh**
2. Jeff Withey (39) ..... Kansas
2. Grant Jerrett (40) ..... Arizona
2. Marko Todorovic (45) ..... Montenegro

## 2012

1. **Damian Lillard (6)** ..... **Weber State**
1. **\*Meyers Leonard (11)** ..... **Illinois**
2. \*Will Barton (40) ..... Memphis

## 2011

1. \*Nolan Smith (21) ..... Duke
2. Jon Diebler (51) ..... Ohio State

## 2010

1. \*Elliot Williams (22) ..... Memphis
2. \*Armon Johnson (34) ..... Nevada

## 2009

1. \*Victor Claver (22) ..... Spain
2. \*Dante Cunningham (33) ..... Villanova
2. Jon Brockman (38) ..... Washington
2. \*Patrick Mills (55) ..... St. Mary's

## 2008

1. Brandon Rush (13) ..... Kansas
2. Joey Dorsey (33) ..... Memphis
2. Omer Asik (36) ..... Turkey
2. Mike Taylor (55) ..... Idaho (D-League)

## 2007

1. \*Greg Oden (1) ..... Ohio State
2. \*Josh McRoberts (37) ..... Duke
2. Derrick Byars (42) ..... Vanderbilt
2. \*Taurean Green (52) ..... Florida
2. Demetris Nichols (53) ..... Syracuse

## 2006

1. Tyrus Thomas (4) ..... LSU
1. \*Joel Freeland (30) ..... England
2. James White (31) ..... Cincinnati

## 2005

1. \*Martell Webster (6) ..... Seattle Prep (WA)
1. Linas Kleiza (27) ..... Missouri
2. Ricky Sanchez (35) ..... IMG Academy

## 2004

1. \*Sebastian Telfair (13) ..... A. Lincoln HS (NY)
1. \*Sergei Monia (23) ..... Russia
2. \*Ha Seung-Jin (46) ..... South Korea

## 2003

1. \*Travis Outlaw (23) ..... Starkville HS (MS)
2. Nedžad Sinanovic (54) ..... Bosnia-Herzegovina

## 2002

1. \*Qyntel Woods (21) ..... NE Mississippi CC
2. Jason Jennings (43) ..... Arkansas State
2. Frederico Kammerichs (51) ..... Argentina

## 2001

1. \*Zach Randolph (18) ..... Michigan State
2. \*Ruben Boumtje-Boumtje (50) ..... Georgetown

## 2000

1. \*Erick Barkley (28) ..... St. John's
2. No selection - traded

## 1999

1. No selection - traded
2. No selection - traded

## 1998

1. No selection - traded
2. No selection - traded

## 1997

1. Chris Anstey (18) ..... Australia
2. \*Alvin Williams (48) ..... Villanova

## 1996

1. \*Jermaine O'Neal (17) ..... Eau Claire HS (SC)
2. \*Marcus Brown (46) ..... Murray State

## 1995

1. Shawn Respert (8) ..... Michigan State
2. No selection - traded

## 1994

1. \*Aaron McKie (17) ..... Temple
2. Shawnelle Scott (43) ..... St. John's

## 1993

1. \*James Robinson (21) ..... Alabama
2. \*Kevin Thompson (48) ..... North Carolina St.

## 1992

1. \*Dave Johnson (26) ..... Syracuse
2. \*Reggie Smith (31) ..... Texas Christian

## 1991

1. No selection - traded
2. Marcus Kennedy (54) ..... Eastern Michigan

## 1990

1. \*Alaa Abdelnaby (25) ..... Duke
2. No selection - traded

## 1989

1. \*Byron Irvin (22) ..... Missouri
2. \*Clifford Robinson (36) ..... Connecticut

## 1988

1. \*Mark Bryant (21) ..... Seton Hall
2. \*Rolando Ferreira (26) ..... Houston
3. Anthony Mason (53) ..... Tennessee State
3. \*Craig Neal (71) ..... Georgia Tech

## 1987

1. \*Ronnie Murphy (17) ..... Jacksonville
2. Lester Fonville (29) ..... Jackson State
2. \*Nikita Wilson (30) ..... Louisiana State
3. Kevin Gamble (63) ..... Iowa
5. Pee Wee Barber (86) ..... Florida State
5. David Moss (109) ..... Tulsa
6. Bernard Jackson (132) ..... Loyola (Chicago)
7. Kenny Stone (155) ..... George Fox

## 1986

1. \*Walter Berry (14) ..... St. John's
1. Arvydas Sabonis (24) ..... Lithuania
2. Panagiotis Fasoulas (37) ..... North Carolina St.
3. Juden Smith (49) ..... Texas-El Paso

# TRAIL BLAZERS IN THE NBA DRAFT

## 1986 (continued)

3. \*Drazen Petrovic (60) ..... Croatia
4. David Shaffer (83) ..... Florida State
5. Jerry Adams (106) ..... Oregon
6. Tony Hampton (129) ..... Montana State
7. Randy Schiff (152) ..... Linfield

## 1985

1. \*Terry Porter (24) ..... Wisc.-Stevens Pt.
2. Mike Smrek (25) ..... Canisius
2. George Montgomery (39) ..... Illinois
3. \*Perry Young (61) ..... Virginia Tech
4. Joe Atkinson (85) ..... Oklahoma State
5. James Anderson (107) ..... Union KY
6. Curtis Moore (131) ..... Nebraska
7. Mark Owen (153) ..... College of Idaho

## 1984

1. \*Sam Bowie (2) ..... Kentucky
1. \*Bernard Thompson (19) ..... Fresno State
2. Victor Fleming (26) ..... Xavier-Ohio
2. \*Steve Colter (33) ..... New Mexico State
3. \*Jerome Kersey (46) ..... Longwood
3. Tim Kearney (65) ..... West Virginia
4. Brett Applegate (88) ..... Brigham Young
5. Mike Whitemarsh (111) ..... San Diego
6. Lance Ball (134) ..... Western Oregon
7. Victor Anger (157) ..... Pepperdine
8. Steve Flint (180) ..... Calif.-San Diego
9. Dennis Black (202) ..... Portland
10. Randy Dunn (224) ..... George Fox

## 1983

1. \*Clyde Drexler (14) ..... Houston
2. Granville Waiters (39) ..... Ohio State
3. \*Tom Piotrowski (62) ..... LaSalle
4. Tim Dunham (85) ..... Chaminade
5. Gary Monroe (108) ..... Wright State
6. Derrick Pope (131) ..... Montana
7. Paul Little (154) ..... Pennsylvania
8. Frank Smith (177) ..... Arizona
9. Phil Hopson (199) ..... Idaho
10. Russ Christiansen (220) ..... Eastern Oregon

## 1982

1. \*Lafayette Lever (11) ..... Arizona State
2. \*Linton Townes (33) ..... James Madison
2. \*Audie Norris (37) ..... Jackson State
3. Phillip Lockett (66) ..... Alabama
4. Eric Smith (79) ..... Georgetown
5. Cherokee Rhone (103) ..... Centenary
6. Leo Cunningham (125) ..... Utah State
7. Terry Long (149) ..... Lamar
8. Dave Porter (171) ..... Western Oregon
9. Mark Dearborn (195) ..... St. Joseph's
10. Grant Taylor (215) ..... California-Irvine

## 1981

1. \*Jeff Lamp (15) ..... Virginia
1. \*Darnell Valentine (16) ..... Kansas
2. Brian Jackson (26) ..... Utah State
3. Derek Holcomb (50) ..... Illinois
3. \*Petur Gudmundsson (61) ..... Washington
4. \*Peter Verhoeven (85) ..... Fresno State
5. Herb Andrew (107) ..... South Alabama
6. Roshern Amie (131) ..... Texas-El Paso
7. Julius Wayne (153) ..... Texas-El Paso
8. John Smith (176) ..... St. Joseph's
9. Sid Williams (196) ..... San Jose State
10. Steve Cochran (217) ..... Lewis & Clark

## 1980

1. Ron Lester (10) ..... Iowa
2. David Lawrence (32) ..... McNeese State
2. Bruce Collins (33) ..... Weber State
3. \*Michael Harper (56) ..... North Park
4. Kelvin Henderson (79) ..... St. Louis
5. Larry Belin (102) ..... New Mexico

## 1980 (continued)

6. Perry Mirkovich (125) ..... Lethbridge (Canada)
7. Greg Sims (148) ..... UCLA
8. John Stroeder (168) ..... Montana
9. Rick Boucher (188) ..... Maine
10. Dave Kufeld (205) ..... Yeshiva

## 1979

1. \*Jim Paxson (12) ..... Dayton
2. Andy Fields (40) ..... Cheyney State
3. Mickey Fox (56) ..... St. Mary's (Can.)
4. Darryl Robinson (78) ..... Appalachian St. NC
5. Matt White (100) ..... Pennsylvania
6. Ray Ellis (120) ..... Pepperdine
7. Jeff Tropf (140) ..... Central Michigan
8. Willie Pounds (159) ..... Chaminade
9. Stan Eckwood (177) ..... Harding
10. Kelvin Small (195) ..... Oregon

## 1978

1. \*Mychal Thompson (1) ..... Minnesota
1. \*Ron Brewer (7) ..... Arkansas
2. Keith Herron (24) ..... Villanova
2. \*Clem Johnson (44) ..... Florida A&M
3. Sterling Edmunds (66) ..... Dartmouth
4. No selection - traded
5. Clay Johnson (110) ..... Missouri
6. Tim Evans (131) ..... Puget Sound
7. Walter Reason (152) ..... Pacific OR
8. Mark Wickman (170) ..... Linfield
9. Paul Cozens (186) ..... George Fox
10. Tim Warkentin (202) ..... Biola

## 1977

1. Rich Laurel (19) ..... Hofstra
2. \*Kim Anderson (28) ..... Missouri
2. \*T.R. Dunn (41) ..... Alabama
3. Rickey Brown (63) ..... Alabama
4. Greg White (85) ..... USC
5. Donn Wilber (107) ..... LaSalle
6. Myron Jordan (128) ..... Pacific CA
7. Don Smith (148) ..... Oregon State
8. Harold Rhodes (167) ..... Washington State

## 1976

1. \*Wally Walker (5) ..... Virginia
2. Major Jones (20) ..... Albany State
2. \*Johnny Davis (22) ..... Dayton
3. Jeff Tyson (39) ..... Western Michigan
4. David Everett (56) ..... Grand Canyon
5. Gary Redding (73) ..... Auburn
6. No selection - traded
7. Al DeWitt (109) ..... Weber State
8. Brant Gibbler (127) ..... Puget Sound
9. Rob Torresdal (145) ..... Linfield
10. Marcus Leite (163) ..... Pepperdine

## 1975

1. \*Lionel Hollins (6) ..... Arizona State
2. \*Bob Gross (25) ..... Long Beach State
3. Tom Roy (42) ..... Maryland
3. Gus Gerard (50) ..... Virginia
4. Phil Hicks (61) ..... Tulane
5. Maurice Presley (78) ..... Houston
6. Gerald Willett (97) ..... Oregon
7. Steve Fields (114) ..... Miami OH
8. Charlie Neal (133) ..... Oregon State
9. Quentin Braxton (149) ..... Portland
10. Tyree Foster (166) ..... Portland State

## 1974

1. \*Bill Walton (1) ..... UCLA
2. Jan Van Breda Kolff (20) ..... Vanderbilt
2. \*Phil Lumpkin (34) ..... Miami OH
2. Rubin Collins (36) ..... Maryland-East Shore
3. No selection - traded
4. Mickey Johnson (56) ..... Aurora

## TRAIL BLAZERS IN THE NBA DRAFT

### 1974 (continued)

5. Bernard Hardin (74)..... New Mexico
6. \*Dan Anderson (92)..... USC
7. Doug Richards (110)..... Brigham Young
8. Eldridge Broussard (128) ... Pacific OR
9. Lee Haven (146)..... Colorado
10. Ron Jones (163)..... Oregon State

### 1973

1. Barry Parkhill (15)..... Virginia
2. No selection - traded
3. No selection - traded
4. William Averitt (55)..... Pepperdine
5. Fran Costello (71)..... Providence
6. Neal Jurgenson (89)..... Oregon State
7. Larry Hollifield (105)..... UCLA
8. Lindell Reason (123)..... Eastern Michigan
9. Mike Contreras (139)..... Arizona State
10. Sam Whitehead (154)..... Oregon State
11. Ed Payne (167)..... Wake Forest
12. Rick Holdt (177)..... North Carolina St.

### 1972

1. \*LaRue Martin (1)..... Loyola (Chicago)
2. \*Bob Davis (14)..... Weber State
2. \*Dave Twardzik (26)..... Old Dominion
2. \*Ollie Johnson (30)..... Temple
3. \*Lloyd Neal (31)..... Tennessee State
4. Gary Stewart (48)..... Canisius
5. Mike Reid (64)..... Calif.-Riverside
6. Joe Gaines (81)..... Belmont TN
7. Bob Lynn (98)..... Long Beach State
8. Reuben Vance (114)..... Kent State
9. Scott McCandlish (130)..... Virginia
10. Kresimir Cosic (144)..... Brigham Young
11. Jimmy Wilkins (157)..... San Diego State
13. Larry Morris (175)..... Tulsa
14. Paul Kelley (181)..... Shaw

### 1972 (continued)

15. Rich Haubegger (188)..... Wake Forest
16. Mose Adolph (193)..... Los Angeles State

### 1971

1. \*Sidney Wicks (2)..... UCLA
2. \*Charles Yelverton (25)..... Fordham
2. Rick Fisher (27)..... Colorado State
3. \*Larry Steele (37)..... Kentucky
3. \*Bill Smith (42)..... Syracuse
4. Bobby Fields (54)..... LaSalle
5. Hector Blondet (71)..... Murray State
6. Jim Day (88)..... Morehead State
7. Gene Knolle (105)..... Texas Tech
8. John Sutter (122)..... Tulane
9. Gene Kennedy (139)..... Texas Christian
10. Greg Starrick (155)..... Southern Illinois
11. Howard Buford (171)..... Gonzaga
12. Don Sechler (185)..... Delaware Valley

### 1970

1. \*Geoff Petrie (8)..... Princeton
2. \*Walt Gilmore (25)..... Ft. Valley State
3. Bill Cain (42)..... Iowa State
4. Jim Penix (59)..... Bowling Green
5. \*Ron Knight (76)..... Los Angeles State
6. George Janky (93)..... Dayton
7. \*Claude English (110)..... Rhode Island
8. Doug Boyd (127)..... Texas Christian
9. Bill Gaskins (144)..... Oregon
10. Israel Oliver (161)..... Elizabeth City St.
11. Don McClemore (176)..... Bowling Green
12. Paul Adams (188)..... Central Washington
13. Alex Boyd (199)..... Nevada-Reno
14. Frank Lotheridge (208)..... Pan American
15. John Canady (218)..... Miami FL
16. Doug Williams (226)..... St. Mary's CA
18. Bruce Butcho (235)..... Southern Illinois
19. Mark Gabriel (243)..... Hanover

## TRAIL BLAZERS IN THE 1970 NBA EXPANSION DRAFT

Rick Adelman ..... San Diego Rockets  
 Jerry Chambers ..... Phoenix Suns  
 LeRoy Ellis ..... Baltimore Bullets  
 Fred Hetzel ..... Philadelphia 76ers  
 Joe Kennedy ..... Seattle SuperSonics  
 Ed Manning ..... Chicago Bulls

Stan McKenzie ..... Phoenix Suns  
 Dorie Murrey ..... Seattle SuperSonics  
 Pat Riley ..... San Diego Rockets  
 Dale Schlueter ..... San Francisco Warriors  
 Larry Siegfried ..... Boston Celtics

## COIN FLIPS FOR 1ST ROUND DRAFT CHOICES

YEAR	TEAMS	COIN CALL	RESULT	FIRST PICK	SECOND PICK
1966	New York-Detroit	Detroit-Tails	Heads	Cazzie Russell	Dave Bing
1967	Baltimore-Detroit	Baltimore-Tails	Heads	Jimmy Walker	Earl Monroe
1968	Baltimore-San Diego	San Diego-Heads	Heads	Elvin Hayes	Wes Unseld
1969	Milwaukee-Phoenix	Phoenix-Heads	Tails	Lew Alcindor	Neal Walk
1970	Detroit-San Diego	San Diego-Heads	Tails	Bob Lanier	Rudy Tomjanovich
1971	* Cleveland-Portland	Portland-Heads	Tails	Austin Carr	Sidney Wicks
1972	Buffalo-Portland	Portland-Tails	Tails	LaRue Martin	Bob McAdoo
1973	** Philadelphia-Portland	Philadelphia-Tails	Tails	Doug Collins	Jim Brewer-Cleveland
1974	Philadelphia-Portland	Philadelphia-Heads	Tails	Bill Walton	Marvin Barnes
1975	Atlanta-Los Angeles	Atlanta-Tails	Tails	David Thompson	David Meyers
1976	Atlanta-Chicago	Atlanta-Heads	Heads	John Lucas-Houston	Scott May
1977	Kansas City-Milwaukee	Kansas City-Heads	Tails	Kent Benson	Otis Birdsong
1978	*** Kansas City-Indiana	Kansas City-Heads	Tails	Mychal Thompson-Port.	Phil Ford
1979	Los Angeles-Chicago	Chicago-Heads	Tails	Mark Johnson	David Greenwood
1980	Boston-Utah	Utah-Heads	Tails	Joe Barry Carroll-G.S.	Darrell Griffith
1981	Detroit-Dallas	Detroit-Heads	Tails	Mark Aguirre	Isiah Thomas
1982	Los Angeles-San Diego	Los Angeles-Heads	Heads	James Worthy	Terry Cummings
1983	Houston-Indiana	Houston-Heads	Heads	Ralph Sampson	Steve Stipanovich
1984	Houston-Portland	Portland-Tails	Heads	Hakeem Olajuwon	Sam Bowie

\* Portland paid Cleveland cash to not select Sidney Wicks with its first pick.

\*\* Portland traded second choice (Jim Brewer) to Cleveland in exchange for John Johnson, Rick Roberson and an exchange of draft choices.

\*\*\* Indiana trades its first choice (Mychal Thompson) to Portland for Johnny Davis and Portland's third choice (Rick Robey).



**Kenny Anderson** #7 6-1 168 b. 10/9/70 Georgia Tech '93  
**Acquired:** Signed as a free agent, 7/23/96. **Departed:** Traded with Gary Trent and Alvin Williams plus two 1998 1st round draft picks (Mirsad Turkan and Bryce Drew), a 1998 2nd round pick (Tyson Wheeler) and monetary considerations to Toronto for Damon Stoudamire, Carlos Rogers and Walt Williams, 2/13/98.

	GP	MIN	FG	FGA	Pct.	3FG	3AT	Pct.	FT	FTA	Pct.	REB	AST	PF-DQ	ST	BL	PTS	Avg.
1996-97	82	3081	485	1137	.427	132	366	.361	334	435	.768	363	584	222-2	162	15	1436	17.5
1997-98	45	1472	204	527	.387	47	133	.353	112	145	.772	134	245	99-1	63	1	567	12.6
<b>Portland</b>	<b>127</b>	<b>4553</b>	<b>689</b>	<b>1664</b>	<b>.414</b>	<b>179</b>	<b>499</b>	<b>.359</b>	<b>446</b>	<b>580</b>	<b>.769</b>	<b>497</b>	<b>829</b>	<b>321-3</b>	<b>221</b>	<b>16</b>	<b>2003</b>	<b>15.8</b>

**Kim Anderson** #42 6-7 200 b. 5/12/55 Missouri '77  
**Acquired:** Selected in 2nd round (28th pick) in 1977 NBA Draft. **Departed:** Waived, 1/16/79.

	GP	MIN	FG	FGA	Pct.	3FG	3AT	Pct.	FT	FTA	Pct.	REB	AST	PF-DQ	ST	BL	PTS	Avg.
1978-79	21	224	24	77	.312	—	—	—	15	28	.536	45	15	42-0	4	5	63	3.0

**Richard Anderson** #35 6-10 245 b. 11/19/60 UC-Santa Barbara '82  
**Acquired:** Claimed on waivers, 12/9/87. **Departed:** Traded to Charlotte for Robert Reid, 10/17/89.

	GP	MIN	FG	FGA	Pct.	3FG	3AT	Pct.	FT	FTA	Pct.	REB	AST	PF-DQ	ST	BL	PTS	Avg.
1987-88	62	1297	160	413	.387	42	135	.311	54	72	.750	286	108	133-1	50	16	416	6.7
1988-89	72	1082	145	348	.417	49	141	.348	32	38	.842	231	98	100-1	44	12	371	5.2
<b>Portland</b>	<b>134</b>	<b>2379</b>	<b>305</b>	<b>761</b>	<b>.401</b>	<b>91</b>	<b>276</b>	<b>.330</b>	<b>86</b>	<b>110</b>	<b>.782</b>	<b>517</b>	<b>206</b>	<b>233-2</b>	<b>94</b>	<b>28</b>	<b>787</b>	<b>5.9</b>

**Greg Anthony** #50 6-1 180 b. 11/15/67 UNLV '91  
**Acquired:** Signed as a free agent, 8/13/99. **Departed:** Traded to Chicago in exchange for a 2002 2nd Round draft pick (Jason Jennings), 7/20/01.

	GP	MIN	FG	FGA	Pct.	3FG	3AT	Pct.	FT	FTA	Pct.	REB	AST	PF-DQ	ST	BL	PTS	Avg.
1998-99	50	806	104	251	.414	49	125	.392	62	89	.697	63	100	75-0	66	3	319	6.4
1999-00	82	1548	169	416	.406	88	233	.378	88	114	.772	133	208	143-0	59	9	5.4	6.3
2000-01	58	856	97	253	.383	65	159	.409	23	35	.657	61	82	63-0	40	3	282	4.9
<b>Portland</b>	<b>190</b>	<b>3210</b>	<b>370</b>	<b>920</b>	<b>.402</b>	<b>202</b>	<b>517</b>	<b>.391</b>	<b>173</b>	<b>238</b>	<b>.727</b>	<b>257</b>	<b>390</b>	<b>281-0</b>	<b>165</b>	<b>15</b>	<b>1115</b>	<b>5.9</b>

**Vincent Askew** #17 6-6 235 b. 2/28/66 Memphis State '88  
**Acquired:** Signed as a free agent, 9/26/97. **Departed:** Waived, 3/24/98.

	GP	MIN	FG	FGA	Pct.	3FG	3AT	Pct.	FT	FTA	Pct.	REB	AST	PF-DQ	ST	BL	PTS	Avg.
1997-98	30	443	19	54	.352	0	2	.000	28	39	.718	68	38	39-0	19	5	66	2.2

**Stacey Augmon** #2 6-8 205 b. 8/1/68 UNLV '91  
**Acquired:** Acquired from Detroit in exchange for Randolph Childress, Reggie Jordan and Aaron McKie, 1/24/97; Traded to Houston, along with Kelvin Cato, Ed Gray, Walt Williams, Carlos Rogers and Brian Shaw in exchange for Scottie Pippen, 10/2/99; Signed as a free agent, 10/18/99. **Departed:** Became an unrestricted free agent, 7/1/01.

	GP	MIN	FG	FGA	Pct.	3FG	3AT	Pct.	FT	FTA	Pct.	REB	AST	PF-DQ	ST	BL	PTS	Avg.
1996-97	40	650	74	143	.517	0	0	.000	41	56	.732	89	41	87-0	32	7	189	4.7
1997-98	71	1445	154	372	.414	1	7	.143	94	156	.603	235	88	144-0	57	32	403	5.7
1998-99	48	874	78	174	.448	0	2	.000	52	76	.684	125	58	81-0	57	18	208	4.3
1999-00	59	692	83	175	.474	0	2	.000	37	55	.673	116	53	69-0	27	11	203	3.4
2000-01	66	1182	127	266	.477	0	4	.000	57	87	.655	159	98	105-0	48	21	311	4.7
<b>Portland</b>	<b>284</b>	<b>4843</b>	<b>516</b>	<b>1130</b>	<b>.457</b>	<b>1</b>	<b>15</b>	<b>.067</b>	<b>281</b>	<b>430</b>	<b>.653</b>	<b>724</b>	<b>338</b>	<b>457-0</b>	<b>221</b>	<b>89</b>	<b>1314</b>	<b>4.6</b>

**Dennis Awtrey** #21 6-10 240 b. 2/22/48 Santa Clara '70  
**Acquired:** Signed as free agent, 12/1/81. **Departed:** Waived, 12/21/81.

	GP	MIN	FG	FGA	Pct.	3FG	3AT	Pct.	FT	FTA	Pct.	REB	AST	PF-DQ	ST	BL	PTS	Avg.
1981-82	10	121	5	15	.333	0	0	.000	5	9	.556	14	8	28-1	1	2	15	1.5

**Luke Babbitt** #8/11 6-9 225 b. 6/20/89 Nevada '10  
**Acquired:** Acquired from Minnesota along with Ryan Gomes for Martell Webster, 6/24/10. **Departed:** Became a free agent, 7/1/13.

	GP	MIN	FG	FGA	Pct.	3FG	3AT	Pct.	FT	FTA	Pct.	REB	AST	PF-DQ	ST	BL	PTS	Avg.
2010-11	24	137	15	55	.273	3	16	.188	3	9	.333	30	6	15-0	2	2	36	1.5
2011-12	40	537	71	173	.410	43	100	.430	17	20	.850	95	16	46-0	10	4	202	5.1
2012-13	62	730	86	234	.368	62	178	.348	10	13	.769	137	29	82-1	14	5	244	3.9
<b>Portland</b>	<b>126</b>	<b>1,404</b>	<b>172</b>	<b>462</b>	<b>.372</b>	<b>108</b>	<b>294</b>	<b>.367</b>	<b>30</b>	<b>42</b>	<b>.714</b>	<b>262</b>	<b>51</b>	<b>143-1</b>	<b>26</b>	<b>11</b>	<b>482</b>	<b>3.8</b>

**Carl Bailey** #21 7-0 210 b. 4/23/58 Tuskegee '80  
**Acquired:** Signed as free agent, 3/25/82. **Departed:** Waived, 7/22/82.

	GP	MIN	FG	FGA	Pct.	3FG	3AT	Pct.	FT	FTA	Pct.	REB	AST	PF-DQ	ST	BL	PTS	Avg.
1981-82	1	7	1	1	1.000	0	0	.000	0	0	.000	0	0	2-0	0	0	2	2.0

**Maurice Baker** #4 6-2 200 b. 7/28/78 Oklahoma State '02  
**Acquired:** Signed to a 10-day contract, 3/12/05. **Departed:** 10-day contract not renewed, 3/22/05.

	GP	MIN	FG	FGA	Pct.	3FG	3AT	Pct.	FT	FTA	Pct.	REB	AST	PF-DQ	ST	BL	PTS	Avg.
2004-05	4	18	0	0	.000	0	0	.000	0	0	.000	2	1	3-0	1	0	0	0.0



**GEOFF PETRIE - 1970-1976**  
Co-Rookie of the Year, 1971



**SIDNEY WICKS - 1971-1976**  
Rookie of the Year, 1972

## Erick Barkley

#12 6-1 185 b. 2/21/78 St. John's '00

**Acquired:** Selected in 1st round, 28th pick, 2000 NBA Draft 6/28/00. **Departed:** Traded with Steve Kerr to San Antonio for Antonio Daniels, Charles Smith and Amal McCaskill, 8/5/02.

	GP	MIN	FG	FGA	Pct.	3FG	3AT	Pct.	FT	FTA	Pct.	REB	AST	PF-DQ	ST	BL	PTS	Avg.
2000-01	8	38	8	22	.364	3	8	.375	0	0	.000	3	6	2-0	2	0	19	2.4
2001-02	19	228	24	68	.353	1	7	.143	9	10	.900	18	34	29-0	17	1	58	3.1
Portland	27	266	32	90	.355	4	15	.266	9	10	.900	21	40	31-0	19	1	77	2.8

## Jim Barnett

#33 6-4 170 b. 7/7/44 Oregon '66

**Acquired:** Traded from San Diego to Portland for Larry Siegfried, 5/11/70. **Departed:** Traded to San Francisco for 1971 2nd and 3rd round draft picks (Charles Yelverton, Bill Smith) and 1972 2nd round draft pick (Dave Twardzik), 3/23/71.

	GP	MIN	FG	FGA	Pct.	3FG	3AT	Pct.	FT	FTA	Pct.	REB	AST	PF-DQ	ST	BL	PTS	Avg.
1970-71	78	2371	559	1283	.436	—	—	—	326	402	.811	376	323	190-1	—	—	1444	18.5

## Earl Barron

#40 7-0 250 b. 8/14/81 Memphis '05

**Acquired:** Signed as a free agent, 4/12/11. **Departed:** Waived, 12/20/11.

	GP	MIN	FG	FGA	Pct.	3FG	3AT	Pct.	FT	FTA	Pct.	REB	AST	PF-DQ	ST	BL	PTS	Avg.
2010-11	2	37	3	11	.273	0	0	.000	1	2	.500	14	3	4-0	0	0	7	3.5

## Will Barton

#5 6-6 185 b. 1/6/91 Memphis '12

**Acquired:** Selected in the second round (40th pick), 2012. **Departed:** Traded with Victor Claver, Thomas Robinson and a 2016 1st round pick (lottery protected) in exchange for Arron Afflalo and Alonzo Gee, 2/19/15.

	GP	MIN	FG	FGA	Pct.	3FG	3AT	Pct.	FT	FTA	Pct.	REB	AST	PF-DQ	ST	BL	PTS	Avg.
2012-13	73	894	118	309	.382	9	65	.138	50	65	.769	145	58	56-0	34	9	295	4.0
2013-14	41	387	65	156	.417	10	33	.303	26	32	.813	74	33	31-0	9	7	166	4.0
2014-15	30	300	38	100	.380	4	18	.222	10	15	.667	34	27	20-0	14	4	90	3.0
Portland	144	1581	221	565	.391	23	116	.198	86	112	.768	253	118	107-0	57	20	551	3.8

## Nicolas Batum

#88 6-8 220 b. 12/14/88 France

**Acquired:** Traded by Houston in exchange for the draft rights to Darrell Arthur and Joey Dorsey, 6/26/08. **Departed:** Traded to Charlotte for Gerald Henderson and Noah Vonleh, 6/24/15.

	GP	MIN	FG	FGA	Pct.	3FG	3AT	Pct.	FT	FTA	Pct.	REB	AST	PF-DQ	ST	BL	PTS	Avg.
2008-09	79	1454	161	361	.446	62	168	.369	42	52	.808	220	74	139-0	50	40	426	5.4
2009-10	37	918	139	288	.519	54	132	.409	43	51	.843	141	44	83-1	24	25	375	10.1
2010-11	80	2522	367	807	.455	118	342	.345	138	164	.841	361	123	194-2	68	49	990	12.4
2011-12	59	1791	289	641	.451	107	274	.391	133	159	.836	271	84	105-0	57	60	818	13.9
2012-13	73	2807	352	833	.423	165	444	.372	178	210	.848	412	360	139-0	91	83	1047	14.3
2013-14	82	2956	381	819	.465	145	402	.361	163	203	.803	611	420	156-1	75	57	1070	13.0
2014-15	71	2380	240	600	.400	100	309	.324	84	98	.857	416	341	106-0	78	40	664	9.4
Portland	481	14828	1929	4329	.446	751	2071	.363	781	937	.834	2432	1446	922-4	443	354	5390	11.2





# FORMER TRAIL BLAZERS

**Ron Brewer** #10 6-4 180 b. 9/16/55 Arkansas '78

**Acquired:** Drafted 1st round, 7th pick, 1978. **Departed:** Traded to San Antonio for Mike Gale and 1982 1st round draft pick, 12/19/80 (pick traded to Detroit for Kenny Carr 6/23/82).

	GP	MIN	FG	FGA	Pct.	3FG	3AT	Pct.	FT	FTA	Pct.	REB	AST	PF-DQ	ST	BL	PTS	Avg.
1978-79	81	2454	434	878	.494	—	—	—	210	256	.820	229	165	181-3	102	79	1078	13.3
1979-80	82	2815	548	1182	.464	6	32	.188	184	219	.840	214	216	154-0	98	48	1286	15.7
1980-81	29	548	95	246	.386	1	3	.333	26	34	.765	33	55	42-0	34	9	217	7.5
Portland	192	5877	1077	2306	.467	7	35	.200	420	509	.825	476	436	377-3	234	136	2581	13.4

**Marcus Brown** #4 6-3 185 b. 4/3/74 Murray State '96

**Acquired:** Drafted 2nd round, 46th pick, 1996 NBA Draft 6/26/96. **Departed:** Became an unrestricted free agent, 7/1/97; Portland renounced its rights, 8/23/97.

	GP	MIN	FG	FGA	Pct.	3FG	3AT	Pct.	FT	FTA	Pct.	REB	AST	PF-DQ	ST	BL	PTS	Avg.
1996-97	21	184	28	70	.400	13	32	.406	13	19	.684	15	20	26-0	8	2	82	3.9

**Rick Brunson** #9 6-4 195 b. 6/14/72 Temple '95

**Acquired:** Signed as a free agent, 12/2/97 and 9/21/01. **Departed:** Became a free agent after both years with Portland.

	GP	MIN	FG	FGA	Pct.	3FG	3AT	Pct.	FT	FTA	Pct.	REB	AST	PF-DQ	ST	BL	PTS	Avg.
1997-98	38	622	49	141	.348	22	61	.361	42	62	.677	56	100	55-0	25	3	162	4.3
2001-02	59	520	45	112	.402	6	11	.545	29	41	.707	69	114	51-0	25	2	125	2.1
Portland	97	1142	94	253	.371	28	72	.388	71	103	.689	125	214	106-0	50	5	287	2.9

**Mark Bryant** #2 6-9 245 b. 4/25/65 Seton Hall '88

**Acquired:** Drafted 1st round, 21st pick, 1988. **Departed:** Became an unrestricted free agent, 7/1/95.

	GP	MIN	FG	FGA	Pct.	3FG	3AT	Pct.	FT	FTA	Pct.	REB	AST	PF-DQ	ST	BL	PTS	Avg.
1988-89	56	803	120	247	.486	0	0	.000	40	69	.580	179	33	144-3	20	7	280	5.0
1989-90	58	562	70	153	.458	0	0	.000	28	50	.560	146	13	93-0	18	9	168	2.9
1990-91	53	781	99	203	.488	0	1	.000	74	101	.733	190	27	120-0	15	12	272	5.1
1991-92	56	800	95	198	.480	0	3	.000	40	60	.667	201	41	105-0	26	8	230	4.1
1992-93	80	1396	186	370	.503	0	1	.000	104	148	.703	324	41	226-1	37	23	476	6.0
1993-94	79	1441	185	384	.482	0	1	.000	72	104	.692	315	37	187-0	32	29	442	5.6
1994-95	49	658	101	192	.526	1	2	.500	41	63	.651	161	28	109-1	19	16	244	5.0
Portland	431	6441	856	1747	.490	1	8	.125	399	595	.671	1516	220	984-5	167	104	2112	4.9

**Don Buse** #10 6-4 195 b. 8/10/50 Evansville '72

**Acquired:** Traded from Indiana for cash and other considerations, 1/7/83. **Departed:** Waived, 8/22/83.

	GP	MIN	FG	FGA	Pct.	3FG	3AT	Pct.	FT	FTA	Pct.	REB	AST	PF-DQ	ST	BL	PTS	Avg.
1982-83	41	643	72	182	.396	9	35	.257	41	46	.891	54	115	60-0	44	2	194	4.7

**Mitchell Butler** #6 6-5 210 b. 12/15/70 UCLA '93

**Acquired:** Signed as a free agent by Portland, 10/1/01. **Departed:** Became an unrestricted free agent, 7/1/97; Portland renounced its rights, 8/23/97.

	GP	MIN	FG	FGA	Pct.	3FG	3AT	Pct.	FT	FTA	Pct.	REB	AST	PF-DQ	ST	BL	PTS	Avg.
1996-97	49	465	52	125	.416	12	39	.308	32	50	.640	53	30	55-1	13	2	148	3.0
2001-02	11	90	10	23	.435	1	3	.333	8	12	.667	14	5	10-0	0	1	29	2.6
Portland	60	555	62	148	.418	13	42	.309	40	62	.645	67	35	65-1	13	3	177	2.9



**LARRY STEELE - 1971-1980**

NBA Steals Leader, 1974



**LLOYD NEAL - 1973-1979**

First number to be retired, March 24, 1979

## Corky Calhoun

#10 6-7 212 b. 11/1/50 Pennsylvania '72

**Acquired:** Signed as free agent, 10/22/76. **Departed:** Traded to Indiana for 1980 2nd round draft pick (David Lawrence), 6/30/78.

	GP	MIN	FG	FGA	Pct.	3FG	3AT	Pct.	FT	FTA	Pct.	REB	AST	PF-DQ	ST	BL	PTS	Avg.
1976-77	70	743	85	183	.464	—	—	—	66	85	.776	144	35	123-1	24	8	236	3.4
1977-78	79	1370	175	365	.479	—	—	—	66	76	.868	215	87	141-3	42	15	416	5.3
Portland	149	2113	260	548	.474	—	—	—	132	161	.820	359	122	264-4	66	23	652	4.4

## Marcus Camby

#21/23 6-11 235 b. 3/22/74 Massachusetts '96

**Acquired:** Traded by L.A. Clippers for Steve Blake, Travis Outlaw and cash considerations, 2/16/10. **Departed:** Traded to Houston for Jonny Flynn, Hasheem Thabeet and a 2012 second round draft pick, 3/15/12.

	GP	MIN	FG	FGA	Pct.	3FG	3AT	Pct.	FT	FTA	Pct.	REB	AST	PF-DQ	ST	BL	PTS	Avg.
2009-10	23	718	72	145	.497	0	1	.000	18	31	.581	255	35	56-0	26	47	162	7.0
2010-11	59	1540	117	294	.398	0	1	.000	43	70	.614	606	121	140-0	40	92	277	4.7
2011-12	40	894	67	161	.416	0	0	—	18	38	.474	354	75	88-0	33	56	152	3.8
Portland	122	3152	256	600	.427	0	2	.000	79	139	.568	1215	231	284-0	99	195	591	4.8

## Geno Carlisle

#4 6-3 200 b. 8/13/76 California '99

**Acquired:** Signed as a free agent 10/4/04. **Departed:** Waived, 12/16/04.

	GP	MIN	FG	FGA	Pct.	3FG	3AT	Pct.	FT	FTA	Pct.	REB	AST	PF-DQ	ST	BL	PTS	Avg.
2004-05	6	16	2	3	.667	0	0	.000	4	6	.667	1	1	1-0	0	0	8	1.3

## Kenny Carr

#34 6-7 245 b. 8/15/55 N.C.State '77

**Acquired:** Traded from Detroit for San Antonio's 1982 1st round draft pick (Ricky Pierce), 6/23/82. **Departed:** Retired, 8/31/87.

	GP	MIN	FG	FGA	Pct.	3FG	3AT	Pct.	FT	FTA	Pct.	REB	AST	PF-DQ	ST	BL	PTS	Avg.
1982-83	82	2331	362	717	.505	2	6	.333	255	366	.697	589	116	306-10	62	42	981	12.0
1983-84	82	2455	518	923	.561	2	5	.000	247	367	.673	642	157	274-3	68	33	1283	15.6
1984-85	48	1120	190	363	.523	0	3	.000	118	164	.720	323	56	141-0	25	17	498	10.4
1985-86	55	1557	232	466	.498	0	4	.000	149	217	.687	492	70	203-5	38	30	613	11.1
1986-87	49	1443	201	399	.504	0	2	.000	126	169	.746	499	83	159-1	29	13	528	10.8
Portland	316	8906	1503	2868	.524	2	20	1.000	895	1283	.698	2545	482	1083-19	222	135	3903	12.4

## Matt Carroll

#33 6-6 212 b. 8/28/80 Notre Dame '03

**Acquired:** Signed as free agent, 11/7/03. **Departed:** Waived, 1/7/04.

	GP	MIN	FG	FGA	Pct.	3FG	3AT	Pct.	FT	FTA	Pct.	REB	AST	PF-DQ	ST	BL	PTS	Avg.
2003-04	13	48	5	11	.455	1	3	.333	2	2	1.000	3	1	3-0	0	0	13	1.0

## Kelvin Cato

#31 6-11 255 b. 8/26/74 Iowa State '97

**Acquired:** Draft rights acquired from Dallas in exchange for Portland's 1997 1st round pick (Chris Anstey) and monetary considerations. **Departed:** Traded to Houston with Stacey Augmon, Ed Gray, Carlos Rogers, Brian Shaw and Walt Williams for Scottie Pippen, 10/2/99.

	GP	MIN	FG	FGA	Pct.	3FG	3AT	Pct.	FT	FTA	Pct.	REB	AST	PF-DQ	ST	BL	PTS	Avg.
1997-98	74	1007	98	229	.428	0	3	.000	86	125	.688	252	23	164-3	29	94	282	3.8
1998-99	43	546	58	129	.450	1	1	1.000	34	67	.507	150	19	100-3	23	56	151	3.5
Portland	117	1553	156	358	.436	1	4	.250	120	192	.625	402	42	264-6	52	150	433	3.7

## Randolph Childress

#12 6-2 188 b. 9/21/72 Wake Forest '95

**Acquired:** Draft rights acquired from Detroit along with Bill Curley in exchange for Otis Thorpe, 9/20/95. **Departed:** Traded to Detroit (along with Reggie Jordan and Aaron McKie) for Stacey Augmon, 1/24/97.

	GP	MIN	FG	FGA	Pct.	3FG	3AT	Pct.	FT	FTA	Pct.	REB	AST	PF-DQ	ST	BL	PTS	Avg.
1995-96	28	250	25	79	.316	13	47	.277	22	27	.815	19	32	22-0	8	1	85	3.0
1996-97	19	125	10	30	.333	3	16	.188	6	8	.750	5	15	11-0	7	0	29	1.5
Portland	47	375	35	109	.321	16	63	.254	28	35	.800	24	47	33-0	15	1	114	2.4

## Victor Claver

#18 6-10 235 b. 8/30/88 Spain

**Acquired:** Selected in the first round (22nd pick), 2009. **Departed:** Traded with Will Barton, Thomas Robinson and a 2016 1st round pick (lottery protected) in exchange for Arron Afflalo and Alonzo Gee, 2/19/15.

	GP	MIN	FG	FGA	Pct.	3FG	3AT	Pct.	FT	FTA	Pct.	REB	AST	PF-DQ	ST	BL	PTS	Avg.
2012-13	49	812	74	189	.392	25	87	.287	14	30	.467	119	43	75-7	26	12	187	3.8
2013-14	21	184	17	42	.405	3	18	.167	10	11	.909	39	12	16-7	3	3	47	2.2
2014-15	10	76	9	20	.450	6	11	.545	0	0	—	20	1	12	1	1	24	2.4
Portland	80	1072	100	251	.398	34	116	.293	24	41	.585	178	56	103	30	16	258	3.2

## Barry Clemens

#40 6-6 219 b. 5/1/42 Ohio Wesleyan '65

**Acquired:** Traded with Kansas City's 1976 2nd round draft pick (Major Jones) and cash by New Orleans to Portland for Rick Robertson, 9/16/74. **Departed:** Waived, 9/2/76.

	GP	MIN	FG	FGA	Pct.	3FG	3AT	Pct.	FT	FTA	Pct.	REB	AST	PF-DQ	ST	BL	PTS	Avg.
1974-75	77	952	168	355	.473	—	—	—	45	60	.750	161	76	139-0	68	2	381	4.9
1975-76	49	443	70	143	.490	—	—	—	31	35	.886	70	33	57-0	27	7	171	3.5
Portland	126	1395	238	498	.478	—	—	—	76	95	.800	231	109	196-0	95	9	552	4.4

# FORMER TRAIL BLAZERS

Jarron Collins		#31	6-11	249	b. 12/2/78	Stanford '01													
Acquired: Signed as a free agent, 3/1/11. Departed: Became an unrestricted free agent, 3/21/11.																			
2010-11	GP	MIN	FG	FGA	Pct.	3FG	3AT	Pct.	FT	FTA	Pct.	REB	AST	PF-DQ	ST	BL	PTS	Avg.	
	5	24	1	6.167	0	0	0	---	0	0	---	7	1	5-0	0	0	2	0.4	
Steve Colter		#20	6-3	175	b. 7/24/62	New Mexico State '84													
Acquired: Drafted 2nd round, 33rd pick, 1984. Departed: Traded to Chicago for the rights to Larry Krystkowiak, Portland's own 1987 2nd round draft pick (pick traded to Milwaukee for Chris Engler) and 1992 2nd round draft pick (Matt Steigenga), 6/17/86.																			
1984-85	GP	MIN	FG	FGA	Pct.	3FG	3AT	Pct.	FT	FTA	Pct.	REB	AST	PF-DQ	ST	BL	PTS	Avg.	
	78	1462	216	477	.453	26	74	.351	98	130	.754	150	243	142-0	75	9	556	7.1	
1985-86	81	1868	272	597	.456	27	83	.325	135	164	.823	177	257	188-0	113	10	706	8.7	
Portland	159	3330	488	1074	.454	53	157	.338	233	294	.793	327	500	330-0	188	19	1262	7.9	
Anthony Cook		#38	6-9	240	b. 3/19/67	Arizona '89													
Acquired: Signed as a free agent, 10/5/95. Departed: Waived, 1/5/96.																			
1995-96	GP	MIN	FG	FGA	Pct.	3FG	3AT	Pct.	FT	FTA	Pct.	REB	AST	PF-DQ	ST	BL	PTS	Avg.	
	11	60	7	16	.438	0	2	.000	1	4	.250	12	2	8-0	0	1	15	1.4	
Omar Cook		#10	6-1	190	b. 1/28/82	St. John's '04													
Acquired: Signed to a 10-day contract, 2/3/04; Signed for remainder of season, 2/13/04. Departed: Waived, 6/25/04.																			
2003-04	GP	MIN	FG	FGA	Pct.	3FG	3AT	Pct.	FT	FTA	Pct.	REB	AST	PF-DQ	ST	BL	PTS	Avg.	
	17	139	7	27	.259	0	1	.000	0	0	.000	6	24	14-0	10	0	14	0.8	
Wayne Cooper		#42	6-10	220	b. 11/16/56	New Orleans '78													
Acquired: Traded by Dallas with Boston's 1985 1st round draft pick (Terry Porter) to Portland for Kelvin Ransey, 6/28/82. Departed: Traded with Lafayette Lever, Calvin Natt, a 1985 1st round draft pick (Blair Rasmussen) and a 1984 2nd round draft pick (Willie White) to Denver for Kiki Vandeweghe, 6/8/84. Acquired: Signed as free agent, 7/24/89. Departed: Retired, 9/10/92.																			
1982-83	GP	MIN	FG	FGA	Pct.	3FG	3AT	Pct.	FT	FTA	Pct.	REB	AST	PF-DQ	ST	BL	PTS	Avg.	
	80	2099	320	723	.443	0	5	.000	135	197	.685	611	116	318-5	27	136	775	9.7	
1983-84	81	1662	304	663	.459	0	7	.000	185	230	.804	476	76	247-2	26	106	793	9.8	
1989-90	79	1176	138	304	.454	0	3	.000	25	39	.641	339	44	211-2	18	95	301	3.8	
1990-91	67	746	57	145	.393	0	1	.000	33	42	.786	188	22	120-0	7	61	147	2.2	
1991-92	35	344	35	82	.427	0	0	.000	7	11	.636	101	21	57-0	4	27	77	2.2	
Portland	342	6027	854	1917	.445	0	16	.000	385	519	.742	1715	279	953-9	82	425	2093	6.1	
Allen Crabbe		#23	6-6	215	b. 4/9/92	California '13													
Acquired: Acquired from the Cleveland Cavaliers in exchange for a 2015 second round pick and 2016 second round pick on June 27, 2013. Departed: Traded to the Brooklyn Nets in exchange for Andrew Nicholson on July 25, 2017.																			
2013-14	GP	MIN	FG	FGA	Pct.	3FG	3AT	Pct.	FT	FTA	Pct.	REB	AST	PF-DQ	ST	BL	PTS	Avg.	
	15	100	12	33	.364	6	14	.429	3	4	.750	9	6	10-1	2	3	33	2.2	
2014-15	51	683	63	153	.412	30	85	.353	12	16	.750	73	39	74-1	19	15	168	3.3	
2015-16	81	2105	311	678	.459	112	284	.394	98	113	.867	216	99	192-2	63	64	832	10.3	
2016-17	79	2254	303	647	.468	134	302	.444	105	124	.847	226	94	171-0	54	20	845	10.7	
Portland	226	5142	689	1511	.456	282	686	.411	218	257	.848	524	238	447-4	138	52	1878	8.3	
Jamal Crawford		#11	6-5	200	b. 3/20/80	Michigan '00													
Acquired: Signed as free agent, 12/16/11. Departed: Became an unrestricted free agent, 7/1/12.																			
2011-12	GP	MIN	FG	FGA	Pct.	3FG	3AT	Pct.	FT	FTA	Pct.	REB	AST	PF-DQ	ST	BL	PTS	Avg.	
	60	1613	283	737	.384	80	260	.308	191	206	.927	118	191	74-0	55	14	837	14.0	
Geoff Crompton		#45	6-11	288	b. 7/4/55	North Carolina '78													
Acquired: Signed as free agent, 2/2/81. Departed: Traded to Milwaukee for 1982 3rd round draft pick (Phillip Lockett), 9/24/81.																			
1980-81	GP	MIN	FG	FGA	Pct.	3FG	3AT	Pct.	FT	FTA	Pct.	REB	AST	PF-DQ	ST	BL	PTS	Avg.	
	6	33	4	8	.500	0	0	.000	1	5	.200	18	2	4-0	0	2	9	1.5	
John Crotty		#12	6-2	194	b. 7/15/69	Virginia '91													
Acquired: Signed as free agent, 8/29/97. Departed: Waived, 3/18/99.																			
1997-98	GP	MIN	FG	FGA	Pct.	3FG	3AT	Pct.	FT	FTA	Pct.	REB	AST	PF-DQ	ST	BL	PTS	Avg.	
	26	379	29	90	.322	6	20	.300	32	34	.941	32	63	28-0	10	1	96	3.7	
1998-99	3	19	4	8	.500	1	1	1.000	3	3	1.000	1	5	1-0	2	0	12	4.0	
Portland	29	398	33	98	.337	7	21	.333	35	37	.946	33	68	29-0	12	1	108	3.7	
Dante Cunningham		#33	6-8	225	b. 4/22/87	Villanova '09													
Acquired: Drafted 2nd round, third pick, 2009. Departed: Traded to Charlotte (along with Joel Przybilla, Sean Marks and two conditional first round picks) for Gerald Wallace, 2/24/11.																			
2009-10	GP	MIN	FG	FGA	Pct.	3FG	3AT	Pct.	FT	FTA	Pct.	REB	AST	PF-DQ	ST	BL	PTS	Avg.	
	63	707	106	214	.495	0	2	.000	31	48	.646	160	14	97-0	24	22	243	3.9	
2010-11	56	1108	126	291	.433	0	4	.000	32	45	.711	189	30	139-1	39	32	284	5.1	
Portland	119	1815	232	505	.459	0	6	.000	63	93	.677	349	44	236-1	63	54	527	4.4	

**Antonio Daniels** #10 6-4 205 b. 3/19/75 Bowling Green '97

**Acquired:** Traded by San Antonio along with Charles Smith and Amal McCaskill for Erick Barkley, Steve Kerr and 2003 2nd round draft pick, 8/5/02. **Departed:** Became an unrestricted free agent, 7/1/03.

	GP	MIN	FG	FGA	Pct.	3FG	3AT	Pct.	FT	FTA	Pct.	REB	AST	PF-DQ	ST	BL	PTS	Avg.
2002-03	67	672	84	186	.452	18	59	.305	65	76	.855	72	85	43-0	33	9	251	3.7

**Bob Davis** #25 6-7 2150 b. 4/2/50 Weber State '72

**Acquired:** Drafted 2nd round, 14th pick, 1972. **Departed:** Waived, 9/27/73.

	GP	MIN	FG	FGA	Pct.	3FG	3AT	Pct.	FT	FTA	Pct.	REB	AST	PF-DQ	ST	BL	PTS	Avg.
1972-73	9	41	6	28	.214	—	—	—	4	6	.667	5	2	5-0	—	—	16	1.8

**Charlie Davis** #17 6-2 160 b. 9/7/49 Wake Forest '71

**Acquired:** Traded by Cleveland for 1974 3rd round draft pick (Foots Walker) and cash, 10/24/72. **Departed:** Waived, 10/30/73.

	GP	MIN	FG	FGA	Pct.	3FG	3AT	Pct.	FT	FTA	Pct.	REB	AST	PF-DQ	ST	BL	PTS	Avg.
1972-73	69	1333	243	590	.412	—	—	—	126	161	.783	111	175	174-7	—	—	612	8.9
1973-74	8	90	14	40	.350	—	—	—	3	4	.750	11	11	7-0	2	0	31	3.9
Portland	77	1423	257	630	.408	—	—	—	129	165	.782	122	186	181-7	2	0	643	8.4

**Dale Davis** #34 6-11 252 b. 3/25/69 Clemson '91

**Acquired:** Traded by Indiana for Jermaine O'Neal and Joe Kleine, 8/31/00. **Departed:** Traded with Dan Dickau to Golden State in exchange for Nick Van Exel, 7/20/04.

	GP	MIN	FG	FGA	Pct.	3FG	3AT	Pct.	FT	FTA	Pct.	REB	AST	PF-DQ	ST	BL	PTS	Avg.
2000-01	81	2162	242	487	.497	0	4	.000	96	152	.632	606	103	199-0	44	76	580	7.2
2001-02	78	2447	296	580	.510	0	0	.000	150	212	.708	688	96	193-1	62	83	742	9.5
2002-03	78	2282	237	438	.541	0	0	.000	105	166	.633	564	94	189-1	51	70	579	7.4
2003-04	76	1682	133	281	.473	0	0	.000	65	106	.613	398	72	154-3	43	62	331	4.4
Portland	313	8573	909	1786	.509	0	4	.000	416	636	.654	256	365	735-1	200	291	2232	7.1

**Johnny Davis** #16 6-2 170 b. 10/21/55 Dayton '76

**Acquired:** Drafted 2nd round, 22nd pick, 1976. **Departed:** Traded with Buffalo's 1978 1st round draft pick (Rick Robey) to Indiana for 1978 1st round draft pick (Mychal Thompson), 6/8/78.

	GP	MIN	FG	FGA	Pct.	3FG	3AT	Pct.	FT	FTA	Pct.	REB	AST	PF-DQ	ST	BL	PTS	Avg.
1976-77	79	1451	234	531	.441	—	—	—	166	209	.794	126	148	128-1	41	11	634	8.0
1977-78	82	1888	343	756	.454	—	—	—	188	227	.828	173	217	173-0	81	14	874	10.7
Portland	161	3639	577	1287	.448	—	—	—	354	436	.812	299	365	301-1	122	25	1508	9.4

**Walter Davis** #6 6-6 207 b. 9/9/54 North Carolina '77

**Acquired:** Traded by Denver for New Jersey's 1st round draft pick in 1992, 1993 or 1994 (Portland received in exchange for Drazen Petrovic in three-team transaction), 1/23/91. **Departed:** Waived, 10/29/91.

	GP	MIN	FG	FGA	Pct.	3FG	3AT	Pct.	FT	FTA	Pct.	REB	AST	PF-DQ	ST	BL	PTS	Avg.
1990-91	32	439	87	195	.446	1	3	.333	21	23	.913	58	41	42-0	18	0	196	6.1

**Dan Dickau** #7,2 6-0 190 b. 9/16/78 Gonzaga '02

**Acquired:** Traded by Atlanta with Shareef-Abdur-Rahim and Theo Ratliff in exchange for Rasheed Wallace and Wesley Person, 2/9/04. **Departed:** Traded with Dale Davis to Golden State in exchange for Nick Van Exel, 7/20/04. **Acquired:** Traded by Boston with Raef LaFrentz and the draft rights to Randy Foye for Sebastian Telfair, Theo Ratliff and a 2008 2nd round draft pick, 6/28/06. **Departed:** Traded with Zach Randolph and Freddy Jones to New York in exchange for Channing Frye and Steve Francis, 6/28/07.

	GP	MIN	FG	FGA	Pct.	3FG	3AT	Pct.	FT	FTA	Pct.	REB	AST	PF-DQ	ST	BL	PTS	Avg.
2003-04	20	151	16	49	.327	7	20	.350	7	8	.875	10	20	22-0	8	0	46	2.3
2006-07	50	444	54	151	.358	16	61	.262	42	53	.792	43	70	55-0	14	1	166	3.3
Portland	70	595	70	200	.350	23	81	.284	49	61	.803	53	90	77-0	22	1	212	3.0

**Kaniel Dickens** #28 6-8 235 b. 7/21/78 Idaho '00

**Acquired:** Signed as a free agent, 12/19/03. **Departed:** Waived, 1/7/04.

	GP	MIN	FG	FGA	Pct.	3FG	3AT	Pct.	FT	FTA	Pct.	REB	AST	PF-DQ	ST	BL	PTS	Avg.
2003-04	3	12	3	3	1.000	0	0	.000	1	2	.500	2	0	3-0	0	0	7	2.3

**Travis Diener** #27 6-1 175 b. 3/1/82 Marquette '05

**Acquired:** Signed as a free agent, 3/3/10. **Departed:** Became a free agent, 7/1/10.

	GP	MIN	FG	FGA	Pct.	3FG	3AT	Pct.	FT	FTA	Pct.	REB	AST	PF-DQ	ST	BL	PTS	Avg.
2009-10	5	26	1	4	.250	0	2	.000	1	2	.500	1	4	1-0	1	0	3	0.6

**Ike Diogu** #1 6-9 250 b. 9/11/83 Arizona State '05

**Acquired:** Traded by Indiana with the draft rights to Jerryd Bayless for Jarrett Jack, Josh McRoberts, the draft rights to Brandon Rush and cash considerations, 7/9/08. **Departed:** Traded in a three-team deal for Michael Ruffin, 2/18/09.

	GP	MIN	FG	FGA	Pct.	3FG	3AT	Pct.	FT	FTA	Pct.	REB	AST	PF-DQ	ST	BL	PTS	Avg.
2008-09	19	73	6	19	.316	0	0	.000	15	20	.750	17	0	9-0	1	2	27	1.4

**Terry Dischinger** #42 6-7 203 b. 11/21/40 Purdue '62

**Acquired:** Traded by Detroit to Portland, 7/31/72, for Fred Foster, who was acquired from Philadelphia for 1973 2nd round pick (Allan Bristow) and cash, 7/31/72. **Departed:** Retired, 6/21/73.

	GP	MIN	FG	FGA	Pct.	3FG	3AT	Pct.	FT	FTA	Pct.	REB	AST	PF-DQ	ST	BL	PTS	Avg.
1972-73	63	970	161	338	.476	—	—	—	64	96	.667	190	103	125-1	—	—	386	6.1

# FORMER TRAIL BLAZERS

Juan Dixon		#3	6-3	164	b. 10/9/78	Maryland '02												
Acquired: Signed as a free agent, 8/4/05. Departed: Traded to Toronto in exchange for Freddy Jones and future considerations, 2/22/07.																		
	GP	MIN	FG	FGA	Pct.	3FG	3AT	Pct.	FT	FTA	Pct.	REB	AST	PF-DQ	ST	BL	PTS	Avg.
2005-06	76	1920	357	821	.435	65	170	.382	156	194	.804	177	149	157-0	58	6	935	12.3
2006-07	55	1243	189	444	.426	52	143	.364	60	72	.833	85	82	112-0	49	7	490	8.9
Portland	131	3163	546	1265	.432	117	313	.374	216	266	.812	262	231	269-0	107	13	1425	10.9

Aleksandar Djordjevic										#19	6-2	198	b. 8/26/67	Yugoslavia				
Acquired: Signed as a free agent, 9/24/96. Departed: Waived, 12/27/96.																		
	GP	MIN	FG	FGA	Pct.	3FG	3AT	Pct.	FT	FTA	Pct.	REB	AST	PF-DQ	ST	BK	PTS	Avg.
1996-97	8	61	8	16	.500	5	7	.714	4	5	.800	5	5	3-0	0	0	25	3.1

Jacky Dorsey			#44	6-7	230	b. 12/18/54	Georgia '78											
Acquired: Signed as free agent, 4/24/78. Departed: Waived, 4/4/78.																		
	GP	MIN	FG	FGA	Pct.	3FG	3AT	Pct.	FT	FTA	Pct.	REB	AST	PF-DQ	ST	BK	PTS	Avg.
1977-78	4	51	9	19	.474	---	---	---	7	11	.636	10	3	8-0	0	1	25	6.3

Clyde Drexler	#22 6-7 222 b. 6/22/62 Houston '84																	
<b>Acquired:</b> Drafted 1st round, 14th pick, 1983. <b>Departed:</b> Traded to Houston (with Tracy Murray) for Otis Thorpe, draft rights to Marcelo Nicola and a 1995 1st round pick, 2/14/95.																		
	GP	MIN	FG	FGA	Pct.	3FG	3AT	Pct.	FT	FTA	Pct.	REB	AST	PF-DQ	ST	BL	PTS	Avg.
1983-84	82	1408	252	559	.451	1	4	.250	123	169	.729	235	153	209-2	107	29	628	7.7
1984-85	80	2555	573	1661	.494	8	37	.216	223	294	.759	476	441	265-3	177	68	1377	17.2
1985-86	75	2576	542	1142	.475	12	60	.200	293	381	.769	421	600	270-8	197	46	1389	18.5
1986-87	82	3144	707	1408	.502	11	47	.234	357	470	.760	518	566	281-7	204	71	1782	21.7
1987-88	81	3060	849	1679	.506	11	52	.212	476	587	.811	533	467	250-2	203	52	2185	27.0
1988-89	78	3064	829	1672	.496	27	104	.260	438	548	.799	615	450	269-2	213	54	2123	27.2
1989-90	73	2683	670	1357	.494	30	106	.283	333	430	.774	507	432	222-1	145	51	1703	23.3
1990-91	82	2852	645	1338	.482	61	191	.319	416	524	.794	546	493	226-2	144	60	1767	21.5
1991-92	76	2751	694	1476	.470	114	338	.337	401	505	.794	500	512	229-2	138	70	1903	25.0
1992-93	49	1671	350	816	.429	31	133	.233	245	292	.839	309	278	159-1	95	37	976	19.9
1993-94	68	2334	473	1105	.428	71	219	.324	286	368	.777	445	333	202-2	98	34	1303	19.2
1994-95	41	1428	305	712	.428	87	240	.363	207	248	.835	234	208	117-0	74	22	904	22.0
Portland	867	29526	6889	14425	.478	464	1531	.303	3798	4816	.789	5339	4933	2699-32	1795	594	18040	20.8

Kevin Duckworth		#00	7-0	280	b. 4/1/64	Eastern Illinois '86												
<b>Acquired:</b> Traded by San Antonio to Portland for Walter Berry, 12/18/86. <b>Departed:</b> Traded to Washington for Harvey Grant, 6/24/93.																		
	GP	MIN	FG	FGA	Pct.	3FG	3AT	Pct.	FT	FTA	Pct.	REB	AST	PF-DQ	ST	BL	PTS	Avg.
1986-87	51	753	112	228	.491	0	1	.000	83	120	.692	192	23	165-3	16	18	307	6.0
1987-88	78	2223	450	907	.496	0	0	.000	331	430	.770	576	66	280-5	31	32	1231	15.8
1988-89	79	2662	554	1161	.477	0	2	.000	324	428	.757	635	60	300-6	56	49	1432	18.1
1989-90	82	2462	548	1146	.478	0	0	.000	231	312	.740	509	91	271-2	36	34	1327	16.2
1990-91	81	2511	521	1084	.481	0	2	.000	240	311	.772	531	89	251-5	33	34	1282	15.8
1991-92	82	2222	362	786	.461	0	3	.000	156	226	.690	497	99	264-8	37	37	880	10.7
1992-93	74	1762	301	688	.438	0	2	.000	127	174	.730	387	70	222-1	45	39	729	9.9
Portland	527	14595	2848	6000	.475	0	10	.000	1492	2001	.746	3327	498	1753-27	255	243	7188	13.6

Chris Dudley		#24,14	6-11	260	b. 2/2/65	Yale '87												
<b>Acquired:</b> Signed as free agent, 9/2/93. <b>Departed:</b> Traded to New York for 1998 1st round draft pick in three-way deal involving Toronto, which sent a future 2nd round draft pick to Portland, 10/10/97. <b>Acquired:</b> Signed as a free agent, 9/21/01. <b>Departed:</b> Became a free agent, 7/1/03.																		
	GP	MIN	FG	FGA	Pct.	3FG	3AT	Pct.	FT	FTA	Pct.	REB	AST	PF-DQ	ST	BL	PTS	Avg.
1993-94	6	86	6	25	.240	0	0	.000	2	4	.500	24	5	18-0	4	3	14	2.3
1994-95	82	2245	181	446	.406	0	1	.000	85	183	.464	764	34	286-6	43	126	447	5.5
1995-96	80	1924	162	358	.453	0	1	.000	80	157	.510	720	37	251-4	41	100	404	5.1
1996-97	81	1840	126	293	.430	0	0	.000	65	137	.474	593	41	247-3	39	96	317	3.9
2001-02	43	327	20	50	.400	0	2	.000	8	15	.533	80	13	42-0	3	14	48	1.1
2002-03	3	11	0	1	.000	0	0	.000	0	0	.000	2	0	3-0	0	0	0	0.0
Portland	295	6433	495	1173	.422	0	4	.000	240	496	.484	2183	130	847-13	130	399	1230	4.2

T.R. Dunn		#23		6-4		192		b. 2/1/55		Alabama '77								
<b>Acquired:</b> Drafted 2nd round, 14th pick, 1977. <b>Departed:</b> Traded along with 1983 1st round draft pick (Howard Carter) to Denver for 1983 1st round draft pick (Clyde Drexler) and 1984 2nd round draft pick (Steve Colter), 8/15/80.																		
	GP	MIN	FG	FGA	Pct.	3FG	3AT	Pct.	FT	FTA	Pct.	REB	AST	PF-DQ	ST	BL	PTS	Avg.
1977-78	63	768	100	240	.417	—	—	—	37	56	.661	147	45	74-0	46	8	237	3.8
1978-79	80	1828	246	549	.448	—	—	—	122	158	.772	344	103	166-1	86	23	614	7.7
1979-80	82	1841	240	551	.436	0	3	.000	84	111	.757	324	147	145-1	102	31	564	6.9
Portland	225	4437	586	1340	.437	0	3	.000	243	325	.748	815	295	385-2	234	62	1415	6.3

James Edwards

#53

7-1

252

b. 11/22/55

Washington '77

Acquired: Signed as free agent, 9/20/94.

Departed: Became an unrestricted free agent, 7/1/95

	GP	MIN	FG	FGA	Pct.	3FG	3AT	Pct.	FT	FTA	Pct.	REB	AST	PF-DQ	ST	BL	PTS	Avg.
1994-95	28	266	32	83	.386	0	0	.000	11	17	.647	43	8	44-0	5	8	75	2.7

Mario Elie			#17	6-5	210	b. 11/26/63	American Int'l '85											
Acquired: Signed as free agent, 8/18/92. Departed: Traded to Houston for 1995 2nd round draft pick (traded to Detroit--Don Reid), 8/2/93.																		
1992-93	GP	MIN	FG	FGA	Pct.	3FG	3AT	Pct.	FT	FTA	Pct.	REB	AST	PF-DQ	ST	BL	PTS	Avg.
	82	1757	240	524	.458	45	129	.349	183	214	.855	216	177	145-0	74	20	708	8.6
LeRoy Ellis			#25	6-11	225	b. 3/10/40, d. 6/2/12	St. John's '62											
Acquired: Selected from Baltimore in expansion draft, 5/11/70. Departed: Traded to Lakers for cash and 1972 2nd round draft pick (Ollie Johnson), 9/11/71.																		
1970-71	GP	MIN	FG	FGA	Pct.	3FG	3AT	Pct.	FT	FTA	Pct.	REB	AST	PF-DQ	ST	BL	PTS	Avg.
	74	2581	485	1095	.433	—	—	—	209	261	.801	907	235	258-5	—	—	1179	15.9
Chris Engler			#50	6-11	250	b. 3/1/59	Wyoming '82											
Acquired: Traded from Milwaukee for 1987 2nd round draft pick (Winston Garland), 11/11/86. Departed: Waived, 12/22/86.																		
1986-87	GP	MIN	FG	FGA	Pct.	3FG	3AT	Pct.	FT	FTA	Pct.	REB	AST	PF-DQ	ST	BL	PTS	Avg.
	7	17	4	8	.500	0	0	.000	3	3	1.000	8	1	0-0	1	1	11	1.6
Claude English			#15	6-4	190	b. 12/26/46	Rhode Island '70											
Acquired: Drafted 7th round, 110th pick, 1970. Departed: Waived, 4/6/71.																		
1970-71	GP	MIN	FG	FGA	Pct.	3FG	3AT	Pct.	FT	FTA	Pct.	REB	AST	PF-DQ	ST	BL	PTS	Avg.
	18	70	11	42	.262	—	—	—	5	7	.714	20	6	15-0	—	—	27	1.5
Raymond Felton			#5	6-1	205	b. 6/26/84	North Carolina '05											
Acquired: Traded by Denver for Andre Miller, with Rudy Fernandez and the NBA rights to Petteri Koponen going to Dallas as part of a three-team trade, 6/23/11. Departed: Traded to New York with Kurt Thomas for Jared Jeffries, Dan Gadzuric, the draft rights to Georgios Printezis and Kostas Papanikolaou, a 2016 second round pick and cash considerations, 7/16/12.																		
2011-12	GP	MIN	FG	FGA	Pct.	3FG	3AT	Pct.	FT	FTA	Pct.	REB	AST	PF-DQ	ST	BK	PTS	Avg.
	60	1906	261	642	.407	62	203	.305	100	124	.806	149	390	122-0	78	10	684	11.4
Desmond Ferguson			#5	6-7	210	b. 7/22/77	Detroit Mercy '00											
Acquired: Signed to a 10-day contract, 3/26/04; Signed for remainder of season, 4/5/04. Departed: Selected by Charlotte in 2004 NBA Expansion Draft.																		
2003-04	GP	MIN	FG	FGA	Pct.	3FG	3AT	Pct.	FT	FTA	Pct.	REB	AST	PF-DQ	ST	BL	PTS	Avg.
	7	32	5	12	.417	3	8	.375	0	2	.000	4	1	0-0	0	0	13	1.9
Rudy Fernandez			#5	6-6	179	b. 4/4/85	Spain											
Acquired: Traded by Phoenix with James Jones for cash considerations, 7/11/07. Signed with Portland, 7/1/08. Departed: Traded to Dallas with the NBA rights to Petteri Koponen for Raymond Felton in a three-team trade that also sent Andre Miller to Denver, 6/23/11.																		
2008-09	GP	MIN	FG	FGA	Pct.	3FG	3AT	Pct.	FT	FTA	Pct.	REB	AST	PF-DQ	ST	BL	PTS	Avg.
	78	1993	268	630	.425	159	398	.399	120	143	.839	207	159	111-0	69	12	815	10.4
2009-10	62	1441	160	423	.378	98	266	.368	85	98	.867	164	127	87-0	62	11	503	8.1
2010-11	78	1821	213	575	.370	116	361	.321	126	146	.863	172	193	134-1	87	14	668	8.6
Portland	218	5255	641	1628	.394	373	1025	.364	331	387	.855	543	479	332-1	218	37	1986	9.1
Rolando Ferreira			#34	7-1	250	b. 5/24/64	Houston '88											
Acquired: Drafted 2nd round, 26th pick, 1988. Departed: Waived 10/30/89.																		
1988-89	GP	MIN	FG	FGA	Pct.	3FG	3AT	Pct.	FT	FTA	Pct.	REB	AST	PF-DQ	ST	BL	PTS	Avg.
	12	34	1	18	.056	0	0	.000	7	8	.875	13	1	7-0	0	1	9	0.8
Jonny Flynn			#3	6-0	185	b. 2/6/89	Syracuse '09											
Acquired: Traded by Houston with Hasheem Thabeet and a 2012 second round pick for Marcus Camby, 3/15/12. Departed: Became an unrestricted free agent, 7/1/12.																		
2011-12	GP	MIN	FG	FGA	Pct.	3FG	3AT	Pct.	FT	FTA	Pct.	REB	AST	PF-DQ	ST	BL	PTS	Avg.
	18	281	34	90	.378	8	25	.320	18	25	.720	31	68	15-0	3	1	94	5.2
Richie Frahm			#14	6-5	210	b. 8/14/77	Gonzaga '00											
Acquired: Signed as free agent, 7/15/04. Departed: Became an unrestricted free agent, 7/1/05.																		
2004-05	GP	MIN	FG	FGA	Pct.	3FG	3AT	Pct.	FT	FTA	Pct.	REB	AST	PF-DQ	ST	BL	PTS	Avg.
	43	499	56	140	.400	31	80	.388	21	25	.840	61	30	35-0	15	4	164	3.8
Tim Frazier			#10	6-1	180	b. 11/1/90	Penn State '14											
Acquired: Signed as free agent, 3/30/15. Departed: Waived, 2/18/16.																		
2014-15	GP	MIN	FG	FGA	Pct.	3FG	3AT	Pct.	FT	FTA	Pct.	REB	AST	PF-DQ	ST	BL	PTS	Avg.
	5	68	8	18	.444	2	6	.333	5	6	.833	9	17	10-0	2	0	23	4.6
2015-16	35	272	20	60	.333	3	17	.176	8	15	.533	39	42	31-0	10	1	51	1.5
Portland	40	340	28	78	.359	5	23	.217	13	21	.619	48	59	41-0	12	1	74	1.9

# FORMER TRAIL BLAZERS

**Joel Freeland** #19 6-11 248 b. 2/7/87 England

**Acquired:** Selected in the first round (30th pick), 2006. **Departed:** Became an unrestricted free agent, 7/1/15.

	GP	MIN	FG	FGA	Pct.	3FG	3AT	Pct.	FT	FTA	Pct.	REB	AST	PF-DQ	ST	BL	PTS	Avg.
2012-13	51	477	58	142	.408	0	0	---	18	27	.667	119	13	67-0	13	11	134	2.6
2013-14	52	727	77	162	.475	0	2	.000	20	29	.690	208	36	95-0	10	22	174	3.3
2014-15	48	617	74	151	.490	0	0	---	21	25	.840	191	16	93-0	9	23	169	3.5
Portland	151	1821	209	455	.459	0	2	.000	59	81	.728	518	65	255-0	32	56	477	3.2

**Channing Frye** #44 6-11 245 b. 5/17/83 Arizona '05

**Acquired:** Traded by New York with Steve Francis and the Knicks' 2nd round pick in 2008 for Zach Randolph, Fred Jones, Dan Dickau and the draft rights to Demetris Nichols, 6/28/07. **Departed:** Became a free agent, 7/1/09.

	GP	MIN	FG	FGA	Pct.	3FG	3AT	Pct.	FT	FTA	Pct.	REB	AST	PF-DQ	ST	BL	PTS	Avg.
2007-08	78	1342	221	453	.488	3	10	.300	85	109	.780	354	57	208-1	29	27	530	6.8
2008-09	63	746	113	267	.423	11	33	.333	26	36	.722	140	24	106-0	17	16	263	4.2
Portland	141	2088	334	720	.464	14	43	.326	111	145	.766	494	81	314-1	46	43	793	5.6

**Bernie Fryer** #13 6-3 185 b. 12/25/49 Brigham Young '72

**Acquired:** Signed as free agent, 6/27/73. **Departed:** Waived, 10/8/74.

	GP	MIN	FG	FGA	Pct.	3FG	3AT	Pct.	FT	FTA	Pct.	REB	AST	PF-DQ	ST	BL	PTS	Avg.
1973-74	80	1674	226	491	.460	—	—	—	107	135	.793	159	279	187-1	92	10	559	7.0

**Mike Gale** #11 6-4 190 b. 7/18/50 Elizabeth City St. '71

**Acquired:** Traded by San Antonio with 1982 1st round draft pick for Ron Brewer, 12/19/80 (1982 draft pick traded to Detroit for Kenny Carr 6/23/82). **Departed:** Traded to Golden State for two 2nd round draft picks (1982—Audie Norris and 1985—Mike Smrek), 6/8/81.

	GP	MIN	FG	FGA	Pct.	3FG	3AT	Pct.	FT	FTA	Pct.	REB	AST	PF-DQ	ST	BL	PTS	Avg.
1980-81	42	476	71	145	.490	1	4	.250	36	42	.857	47	70	61-0	39	5	179	4.3

**Kevin Gamble** #35 6-5 215 b. 11/13/65 Iowa '87

**Acquired:** Drafted 3rd round, 63rd pick, 1987. **Departed:** Waived, 12/9/87.

	GP	MIN	FG	FGA	Pct.	3FG	3AT	Pct.	FT	FTA	Pct.	REB	AST	PF-DQ	ST	BL	PTS	Avg.
1987-88	9	19	0	3	.000	0	1	.000	0	0	.000	3	1	2-0	2	0	0	0.0

**Alonzo Gee** #33 6-6 219 b. 5/29/87 Alabama '09

**Acquired:** Traded by Denver with Arron Afflalo in exchange for Will Barton, Victor Claver, Thomas Robinson and a 2016 1st round pick (lottery protected), 2/19/15. **Departed:** Signed with New Orleans as a free agent, 7/9/16.

	GP	MIN	FG	FGA	Pct.	3FG	3AT	Pct.	FT	FTA	Pct.	REB	AST	PF-DQ	ST	BL	PTS	Avg.
2014-15	15	151	21	49	.429	3	11	.273	6	12	.500	24	6	16-0	7	1	51	3.4

**Eddie Gill** #4 6-0 190 b. 8/16/78 Weber State '00

**Acquired:** Signed as a free agent, 2/5/04. **Departed:** Traded with cash considerations to New Jersey for draft rights to Viktor Khryapa, 6/22/04.

	GP	MIN	FG	FGA	Pct.	3FG	3AT	Pct.	FT	FTA	Pct.	REB	AST	PF-DQ	ST	BL	PTS	Avg.
2003-04	22	157	15	38	.417	3	8	.375	17	20	.850	17	16	16-0	9	1	50	2.3

**Herm Gilliam** #3 6-3 190 b. 5/5/ Purdue '68

**Acquired:** Purchased from Seattle, 9/2/76. **Departed:** Waived, 10/17/77.

	GP	MIN	FG	FGA	Pct.	3FG	3AT	Pct.	FT	FTA	Pct.	REB	AST	PF-DQ	ST	BL	PTS	Avg.
1976-77	80	1665	326	744	.438	—	—	—	92	120	.767	201	170	168-1	76	6	744	9.3

**Walt Gilmore** #48 6-6 225 b. 2/27/47 Ft. Valley State '70

**Acquired:** Drafted 2nd round, 25th pick, 1970. **Departed:** Waived, 9/27/71.

	GP	MIN	FG	FGA	Pct.	3FG	3AT	Pct.	FT	FTA	Pct.	REB	AST	PF-DQ	ST	BL	PTS	Avg.
1970-71	27	261	23	54	.426	—	—	—	12	26	.462	73	12	49-1	—	—	58	2.1

**Stephen Graham** #24 6-6 215 b. 6/11/82 Oklahoma State '05


**Acquired:** Claimed off waivers from Cleveland, 10/24/06. **Departed:** Waived, 1/2/07.

	GP	MIN	FG	FGA	Pct.	3FG	3AT	Pct.	FT	FTA	Pct.	REB	AST	PF-DQ	ST	BL	PTS	Avg.
2006-07	14	165	17	40	.425	3	11	.273	8	9	.889	21	5	25-0	4	1	45	3.2

**Brian Grant** #44 6-9 254 b. 3/5/72 Xavier '94

**Acquired:** Signed as a free agent, 8/23/97. **Departed:** Traded to Miami in a three-team exchange that sent Gary Grant to Cleveland, Chris Gatling and Clarence Weatherspoon from Miami to Cleveland, and Shawn Kemp from Cleveland to Portland, 8/31/00.

	GP	MIN	FG	FGA	Pct.	3FG	3AT	Pct.	FT	FTA	Pct.	REB	AST	PF-DQ	ST	BL	PTS	Avg.
1997-98	61	1921	283	557	.508	0	1	.000	171	228	.750	555	86	184-3	44	45	737	12.1
1998-99	48	1525	183	382	.479	0	0	.000	184	226	.814	470	67	136-1	21	34	550	11.5
1999-00	63	1322	173	352	.491	1	2	.500	112	166	.675	344	64	166-2	32	28	459	7.1
Portland	172	4768	639	1291	.494	1	3	.333	467	620	.753	1369	217	486-6	97	107	1746	10.2



**BILL WALTON - 1974-1978**  
1978 NBA Most Valuable Player



**MAURICE LUCAS - 1976-80, 1987-88**  
1978 2nd Team All-NBA, 1st Team All-Defense

**Gary Grant** #14 6-3 185 b. 4/21/65 Michigan '88

**Acquired:** Signed as a free agent, 3/25/97. **Departed:** Traded to Cleveland in a three-team exchange that sent Brian Grant to Miami, Chris Gatling and Clarence Weatherspoon from Miami to Cleveland, and Shawn Kemp from Cleveland to Portland, 8/31/00. **Acquired:** Signed as a free agent, 9/29/00. **Departed:** Waived, 3/5/01.

	GP	MIN	FG	FGA	Pct.	3FG	3AT	Pct.	FT	FTA	Pct.	REB	AST	PF-DQ	ST	BL	PTS	Avg.
1997-98	22	359	43	93	.462	7	19	.368	12	14	.857	48	84	30-0	17	2	105	4.8
1998-99	2	7	0	1	.000	0	0	.000	0	0	.000	0	3	0-0	0	0	0	0.0
1999-00	3	24	6	14	.429	0	0	.000	0	0	.000	3	1	3-0	1	0	12	4.0
2000-01	4	17	5	7	.714	0	0	.000	0	0	.000	0	1	1-0	0	0	10	2.5
<b>Portland</b>	<b>31</b>	<b>407</b>	<b>54</b>	<b>115</b>	<b>.470</b>	<b>7</b>	<b>19</b>	<b>.368</b>	<b>12</b>	<b>14</b>	<b>.857</b>	<b>51</b>	<b>89</b>	<b>34-0</b>	<b>18</b>	<b>2</b>	<b>127</b>	<b>4.1</b>

**Harvey Grant** #44 6-9 225 b. 7/4/65 Oklahoma '88

**Acquired:** Traded by Washington for Kevin Duckworth, 6/24/93. **Departed:** Traded to Washington with Rod Strickland for Rasheed Wallace and Mitchell Butler, 7/15/96.

	GP	MIN	FG	FGA	Pct.	3FG	3AT	Pct.	FT	FTA	Pct.	REB	AST	PF-DQ	ST	BL	PTS	Avg.
1993-94	77	2112	356	774	.460	2	7	.286	84	131	.641	351	107	179-1	70	49	798	10.4
1994-95	75	1771	286	621	.461	8	26	.308	103	146	.705	284	82	163-0	56	53	683	9.1
1995-96	76	2394	314	679	.462	21	67	.313	60	110	.545	361	111	173-1	60	43	709	9.3
<b>Portland</b>	<b>228</b>	<b>6277</b>	<b>956</b>	<b>2074</b>	<b>.461</b>	<b>31</b>	<b>100</b>	<b>.310</b>	<b>247</b>	<b>387</b>	<b>.638</b>	<b>996</b>	<b>300</b>	<b>515-2</b>	<b>186</b>	<b>145</b>	<b>2190</b>	<b>9.6</b>

**Taurean Green** #0 6-0 177 b. 11/28/86 Florida '07

**Acquired:** Drafted 2nd round, 52nd pick, 2007. **Departed:** Traded to Denver in exchange for Von Wafer, 2/21/08.

	GP	MIN	FG	FGA	Pct.	3FG	3AT	Pct.	FT	FTA	Pct.	REB	AST	PF-DQ	ST	BL	PTS	Avg.
2007-08	8	44	4	16	.250	1	8	.125	8	81	.000	4	8	3-0	1	0	17	2.1

**Gary Gregor** #44 6-7 230 b. 8/13/45 South Carolina '68

**Acquired:** Traded by Atlanta for Jerry Chambers, 6/17/70. **Departed:** Signed with Philadelphia as veteran free agent, 3/20/73. Portland received as compensation from Philadelphia (Milwaukee's 1974 2nd round draft pick--Rubin Collins).

	GP	MIN	FG	FGA	Pct.	3FG	3AT	Pct.	FT	FTA	Pct.	REB	AST	PF-DQ	ST	BL	PTS	Avg.
1970-71	44	1153	181	421	.430	—	—	—	59	89	.663	334	81	120-2	—	—	421	9.6
1971-72	82	2371	399	884	.451	—	—	—	114	151	.755	591	187	201-2	—	—	912	11.1
<b>Portland</b>	<b>126</b>	<b>3524</b>	<b>580</b>	<b>1305</b>	<b>.444</b>	<b>—</b>	<b>—</b>	<b>—</b>	<b>173</b>	<b>240</b>	<b>.721</b>	<b>925</b>	<b>268</b>	<b>321-4</b>	<b>—</b>	<b>—</b>	<b>1333</b>	<b>10.6</b>

**Bob Gross** #30 6-6 200 b. 8/3/53 Long Beach State '75

**Acquired:** Drafted 2nd round, 25th pick, 1975. **Departed:** Became free agent after 1981-82 season.

	GP	MIN	FG	FGA	Pct.	3FG	3AT	Pct.	FT	FTA	Pct.	REB	AST	PF-DQ	ST	BL	PTS	Avg.
1975-76	76	1474	209	400	.523	—	—	—	97	142	.683	307	163	186-3	91	43	515	6.8
1976-77	82	2232	376	711	.529	—	—	—	183	215	.851	394	242	255-7	107	57	935	11.4
1977-78	72	2163	381	720	.529	—	—	—	152	190	.800	400	254	234-5	100	52	914	12.7
1978-79	53	1441	209	443	.472	—	—	—	96	119	.807	250	184	161-4	70	47	514	9.7
1979-80	62	1581	221	472	.468	1	10	.100	95	114	.833	249	228	179-3	60	47	538	8.7
1980-81	82	1934	253	479	.528	0	9	.000	135	159	.849	328	251	238-5	90	67	641	7.8
1981-82	59	1377	173	322	.537	3	6	.500	78	104	.750	259	125	162-2	75	41	427	7.2
<b>Portland</b>	<b>486</b>	<b>12202</b>	<b>1822</b>	<b>3547</b>	<b>.514</b>	<b>4</b>	<b>25</b>	<b>.160</b>	<b>836</b>	<b>1043</b>	<b>.802</b>	<b>2187</b>	<b>1447</b>	<b>1415-29</b>	<b>593</b>	<b>354</b>	<b>4484</b>	<b>9.2</b>



# FORMER TRAIL BLAZERS

**Petur Gudmundsson** #40 7-2 250 b. 10/30/58 Washington '80

**Acquired:** Drafted 3rd round, 61st pick, 1981. **Departed:** Traded to Detroit for Portland's own 1984 3rd round draft pick (Tim Kearney), 8/18/83.

	GP	MIN	FG	FGA	Pct.	3FG	3AT	Pct.	FT	FTA	Pct.	REB	AST	PF-DQ	ST	BL	PTS	Avg.
1981-82	68	845	83	166	.500	1	11.000		52	76	.684	186	59	163-2	13	30	219	3.2

**Ha Seung-Jin** #5 7-3 305 b. 8/4/85 Yonsei University

**Acquired:** Drafted 2nd round, 46th pick, 2004. **Departed:** Traded to Milwaukee with Steve Blake and Brian Skinner for Jamaal Magloire, 7/31/06.

	GP	MIN	FG	FGA	Pct.	3FG	3AT	Pct.	FT	FTA	Pct.	REB	AST	PF-DQ	ST	BL	PTS	Avg.
2004-05	19	104	10	23	.435	0	0	---	6	11	.545	18	2	21-0	1	5	26	1.4
2005-06	27	212	18	31	.581	0	0	---	8	17	.471	49	1	41-0	3	8	44	1.6
Portland	46	316	28	54	.519	0	0	---	14	28	.500	67	3	62-0	4	13	70	1.5

**Shaler Halimon** #11 6-6 200 b. 3/30/45 Utah State '68

**Acquired:** Traded by Chicago for 1971 2nd round draft pick (Willie Sojourner), 10/20/70. **Departed:** Waived, 7/7/71.

	GP	MIN	FG	FGA	Pct.	3FG	3AT	Pct.	FT	FTA	Pct.	REB	AST	PF-DQ	ST	BL	PTS	Avg.
1970-71	79	1629	300	775	.387	---	---	---	107	161	.665	415	211	178-1	---	---	707	8.9

**Roy Hamilton** #23 6-2 180 b. 7/20/57 UCLA '79

**Acquired:** Signed as free agent, 9/24/80. **Departed:** Waived, 10/13/80.

	GP	MIN	FG	FGA	Pct.	3FG	3AT	Pct.	FT	FTA	Pct.	REB	AST	PF-DQ	ST	BL	PTS	Avg.
1980-81	1	5	1	3	.333	0	0	.000	1	2	.500	3	0	1-0	0	0	3	3.0

**Michael Harper** #32 6-10 215 b. 12/9/57 North Park '80

**Acquired:** Drafted 3rd round, 56th pick, 1980. **Departed:** Waived, 10/27/82.

	GP	MIN	FG	FGA	Pct.	3FG	3AT	Pct.	FT	FTA	Pct.	REB	AST	PF-DQ	ST	BL	PTS	Avg.
1980-81	55	461	56	136	.412	0	3	.000	37	85	.435	93	17	73-0	23	20	149	2.7
1981-82	68	1433	184	370	.497	0	1	.000	96	153	.627	339	54	229-7	55	82	464	6.8
Portland	123	1894	240	506	.474	0	4	.000	133	238	.559	432	71	302-7	78	102	613	5.0

**Antonio Harvey** #34 6-11 250 b. 4/6/70 Pfeiffer '93


**Acquired:** Signed as a free agent, 8/31/99. **Departed:** Became a free agent, 7/1/01.

	GP	MIN	FG	FGA	Pct.	3FG	3AT	Pct.	FT	FTA	Pct.	REB	AST	PF-DQ	ST	BL	PTS	Avg.
1999-00	19	137	17	30	.567	0	0	.000	7	12	.583	33	5	20-0	1	6	41	2.2
2000-01	12	72	13	28	.464	0	0	.000	5	6	.833	14	4	10-0	1	6	31	2.6
Portland	31	209	30	58	.517	0	0	.000	12	18	.667	47	9	30-0	2	12	72	2.3

**Steve Hawes** #10 6-9 220 b. 5/26/50 Washington '72

**Acquired:** Traded by Houston for John Johnson, 11/13/75. **Departed:** Traded with Geoff Petrie to Atlanta for 2nd pick (Maurice Lucas) in ABA Dispersal Draft, 8/5/76.

	GP	MIN	FG	FGA	Pct.	3FG	3AT	Pct.	FT	FTA	Pct.	REB	AST	PF-DQ	ST	BL	PTS	Avg.
1975-76	66	1360	194	390	.497	---	---	---	87	120	.725	479	105	163-4	44	25	475	7.2



**DAVE TWARDZIK - 1976-1980**  
'Pinball's' number retired Oct. 11, 1981



**CALVIN NATT - 1979-84**  
Voted by fans to 25th year Legendary Lineup


# FORMER TRAIL BLAZERS

Gerald Henderson		#9	6-5	215	b. 12/9/87	Duke '09												
Acquired: Traded by Charlotte along with Noah Vonleh for Nicolas Batum, 6/24/15. Departed: Became an unrestricted free agent, 7/1/16.																		
GP	MIN	FG	FGA	Pct.	3FG	3AT	Pct.	FT	FTA	Pct.	REB	AST	PF-DQ	ST	BL	PTS	Avg.	
2015-16	72	1431	232	529	.439	48	136	.353	112	146	.767	211	75	87-0	39	19	624	8.7
Steve Henson		#12	6-1	180	b. 2/2/68	Kansas State '90												
Acquired: Signed as free agent, 11/20/94. Departed: Became an unrestricted free agent, 7/1/95.																		
GP	MIN	FG	FGA	Pct.	3FG	3AT	Pct.	FT	FTA	Pct.	REB	AST	PF-DQ	ST	BL	PTS	Avg.	
1994-95	37	380	37	86	.430	23	52	.442	22	25	.880	26	85	52-1	9	0	119	3.2
JJ Hickson		#21	6-9	239	b. 9/4/88	N.C State '08												
Acquired: Claimed off waivers, 3/21/12; Signed as free agent, 7/13/12. Departed: Became an unrestricted free agent, 7/1/13.																		
GP	MIN	FG	FGA	Pct.	3FG	3AT	Pct.	FT	FTA	Pct.	REB	AST	PF-DQ	ST	BL	PTS	Avg.	
2011-12	19	600	119	219	.543	0	1	1.000	49	76	.645	158	23	41-0	12	18	287	15.1
2012-13	80	2323	418	744	.562	0	2	1.000	182	268	.679	828	88	160-0	48	51	1017	12.7
Portland	99	2923	537	963	.558	0	3	1.000	231	344	.672	986	111	201-0	60	69	1305	13.2
Sean Higgins		#19	6-9	215	b. 12/30/68	Michigan '90												
Acquired: Signed as free agent, 10/2/97. Departed: Waived, 11/14/97.																		
GP	MIN	FG	FGA	Pct.	3FG	3AT	Pct.	FT	FTA	Pct.	REB	AST	PF-DQ	ST	BL	PTS	Avg.	
1997-98	2	12	0	5	.000	0	2	1.000	0	0	.000	0	0	3-0	2	0	0	0.0
Lionel Hollins		#14/9	6-3	185	b. 10/19/53	Arizona State '75												
Acquired: Drafted 1st round, 6th pick, 1975. Departed: Traded to Philadelphia for Cleveland's 1981 1st round draft pick and cash, 2/8/80. (Draft pick traded to Chicago for Kelvin Ransey, 6/10/80).																		
GP	MIN	FG	FGA	Pct.	3FG	3AT	Pct.	FT	FTA	Pct.	REB	AST	PF-DQ	ST	BL	PTS	Avg.	
1975-76	74	1891	311	738	.421	—	—	—	178	247	.721	175	306	235-5	131	28	800	10.8
1976-77	76	2224	452	1046	.432	—	—	—	215	287	.749	210	313	265-5	166	38	1119	14.7
1977-78	81	2741	531	1202	.442	—	—	—	223	300	.743	277	380	268-4	157	29	1285	15.9
1978-79	64	1967	402	886	.454	—	—	—	172	221	.778	149	325	199-3	114	24	976	15.3
1979-80	20	413	82	213	.385	1	10	.100	34	53	.642	20	50	35-0	30	1	199	10.0
Portland	315	9236	1778	4085	.435	1	10	.100	822	1108	.742	831	1374	1002-17	598	120	4379	13.6
Michael Holton		#6	6-4	185	b. 8/4/61	UCLA '83												
Acquired: Signed as free agent from Chicago, 7/31/86 (As compensation, Chicago received Portland's 1992 2nd round draft pick). Departed: Selected by Charlotte in expansion draft, 6/23/88.																		
GP	MIN	FG	FGA	Pct.	3FG	3AT	Pct.	FT	FTA	Pct.	REB	AST	PF-DQ	ST	BL	PTS	Avg.	
1986-87	58	479	70	171	.409	7	23	.304	44	55	.800	38	73	51-0	16	2	191	3.3
1987-88	82	1279	163	353	.462	3	15	.200	107	129	.829	149	211	154-0	41	10	436	5.3
Portland	140	1758	233	524	.445	10	38	.263	151	184	.821	187	284	205-0	57	12	627	4.5
Juwan Howard		#6	6-9	250	b. 2/7/73	Michigan '94												
Acquired: Signed as free agent, 9/17/09. Departed: Became a free agent, 7/1/10.																		
GP	MIN	FG	FGA	Pct.	3FG	3AT	Pct.	FT	FTA	Pct.	REB	AST	PF-DQ	ST	BL	PTS	Avg.	
2009-10	73	1632	191	375	.509	0	1	1.000	55	70	.786	335	61	191-1	27	10	437	6.0
Darrall Imhoff		#35	6-10	235	b. 10/11/38	California '60												
Acquired: Signed as free agent, 12/3/71. Departed: Retired in 1972.																		
GP	MIN	FG	FGA	Pct.	3FG	3AT	Pct.	FT	FTA	Pct.	REB	AST	PF-DQ	ST	BL	PTS	Avg.	
1971-72	40	404	42	103	.408	—	—	—	21	35	.600	107	50	76-2	—	—	105	2.6
Byron Irvin		#23	6-5	190	b. 12/2/66	Missouri '89												
Acquired: Drafted 1st round, 22nd pick, 1989. Departed: Traded with Portland's 1991 1st round draft pick (Pete Chillcutt), Chicago's 1992 2nd round pick (Brett Roberts) and cash to Sacramento for Danny Ainge, 8/1/90.																		
GP	MIN	FG	FGA	Pct.	3FG	3AT	Pct.	FT	FTA	Pct.	REB	AST	PF-DQ	ST	BL	PTS	Avg.	
1989-90	50	488	96	203	.473	5	14	.357	61	91	.670	74	47	40-0	28	1	258	5.2
Jarrett Jack		#1	6-3	198	b. 10/28/83	Georgia Tech '05												
Acquired: Traded by Denver to Portland for the draft rights to Linas Kleiza and Ricky Sanchez, 6/28/05. Departed: Traded to Indiana with Josh McRoberts, the draft rights to Brandon Rush and cash considerations in exchange for Ike Diogo and the draft rights to Jerryd Bayless, 7/9/08.																		
GP	MIN	FG	FGA	Pct.	3FG	3AT	Pct.	FT	FTA	Pct.	REB	AST	PF-DQ	ST	BL	PTS	Avg.	
2005-06	79	1599	189	428	.422	20	76	.263	128	160	.800	160	219	138-0	41	2	526	6.7
2006-07	79	2651	320	705	.454	63	180	.350	243	279	.871	208	417	202-0	86	9	946	12.0
2007-08	82	2229	267	620	.431	65	190	.342	215	248	.867	234	313	129-0	61	1	814	9.9
Portland	240	6479	776	1753	.443	148	446	.332	586	687	.853	602	949	469-0	188	12	2286	9.5

# FORMER TRAIL BLAZERS


Jaren Jackson		#21	6-6	200	b. 10/27/67	Georgetown '89													
Acquired: Signed as free agent, 12/21/93. Departed: Waived, 10/31/94.																			
1993-94	GP	MIN	FG	FGA	Pct.	3FG	3AT	Pct.	FT	FTA	Pct.	REB	AST	PF-DQ	ST	BL	PTS	Avg.	
	29	187	34	87	.391	0	6	.000	12	14	.857	17	27	20-0	4	2	80	2.8	
Jim Jackson		#19	6-6	220	b. 10/14/70	Ohio State '92													
Acquired: Signed as free agent, 2/2/99. Departed: Traded to Atlanta with Isaiah Rider for Steve Smith and Ed Gray, 8/2/99.																			
1998-99	GP	MIN	FG	FGA	Pct.	3FG	3AT	Pct.	FT	FTA	Pct.	REB	AST	PF-DQ	ST	BL	PTS	Avg.	
	49	1175	152	370	.411	25	90	.278	85	101	.842	159	128	80-0	43	6	414	8.4	
Abdul Jeelani		#11	6-8	210	b. 2/10/54	Wis.-Parkside '76													
Acquired: Signed as free agent, 8/21/79. Departed: Selected by Dallas in expansion draft, 5/28/80.																			
1979-80	GP	MIN	FG	FGA	Pct.	3FG	3AT	Pct.	FT	FTA	Pct.	REB	AST	PF-DQ	ST	BL	PTS	Avg.	
	77	1286	288	565	.510	0	6	.000	161	204	.789	270	95	155-0	40	40	737	9.6	
Jared Jeffries		#1	6-11	240	b. 11/25/81	Indiana '02													
Acquired: Acquired from New York with Dan Gadzuric, Georgios Printezis, Kostas Papanikolaou, a future second round pick and cash considerations in exchange for Raymond Felton and Kurt Thomas, 7/16/12. Departed: Waived, 4/18/13.																			
2012-13	GP	MIN	FG	FGA	Pct.	3FG	3AT	Pct.	FT	FTA	Pct.	REB	AST	PF-DQ	ST	BL	PTS	Avg.	
	38	350	16	54	.296	0	2	.000	12	23	.522	60	14	58-0	6	6	44	1.2	
Armon Johnson		#1	6-3	175	b. 2/23/89	Nevada '10													
Acquired: Drafted 2nd round, 34th pick, 2010. Departed: Waived, 2/27/12.																			
2010-11	GP	MIN	FG	FGA	Pct.	3FG	3AT	Pct.	FT	FTA	Pct.	REB	AST	PF-DQ	ST	BL	PTS	Avg.	
	38	277	46	101	.455	5	12	.417	13	22	.591	36	45	31-0	5	1	110	2.9	
2011-12	1	5	1	11	.000	0	0	---	0	0	---	1	0	0-0	1	0	2	2.0	
Portland	39	282	47	102	.461	5	12	.417	13	22	.591	37	45	31-0	6	1	112	2.9	
Chris Johnson		#17	6-11	210	b. 7/17/85	LSU '10													
Acquired: Signed as a free agent, 3/14/11. Departed: Waived, 3/15/12.																			
2010-11	GP	MIN	FG	FGA	Pct.	3FG	3AT	Pct.	FT	FTA	Pct.	REB	AST	PF-DQ	ST	BL	PTS	Avg.	
	10	106	7	18	.389	0	0	---	13	18	.722	27	2	18-0	3	6	27	2.7	
2011-12	20	93	11	23	.478	0	0	---	10	12	.833	18	1	20-0	1	8	32	1.6	
Portland	30	199	18	41	.439	0	0	---	23	30	.767	45	3	38-0	4	14	59	2.0	
Clemon Johnson		#44	6-10	240	b. 9/12/56	Florida A&M '78													
Acquired: Drafted 2nd round, 44th pick, 1978. Departed: Traded to Indiana for New Jersey's 1981 2nd round draft pick (Brian Jackson), 10/9/79.																			
1978-79	GP	MIN	FG	FGA	Pct.	3FG	3AT	Pct.	FT	FTA	Pct.	REB	AST	PF-DQ	ST	BL	PTS	Avg.	
	74	794	102	217	.470	---	---	---	36	74	.486	226	78	121-1	23	36	240	3.2	
Dave Johnson		#4	6-7	210	b. 11/16/70	Syracuse '92													
Acquired: Drafted 1st round, 26th pick, 1992. Departed: Waived, 11/3/93																			
1992-93	GP	MIN	FG	FGA	Pct.	3FG	3AT	Pct.	FT	FTA	Pct.	REB	AST	PF-DQ	ST	BL	PTS	Avg.	
	42	356	57	149	.383	3	14	.214	40	59	.678	48	13	23-0	8	1	157	3.7	
John Johnson		#27	6-7	200	b. 10/18/47	Iowa '70													
Acquired: Traded by Cleveland with Rick Roberson and Los Angeles' 1973 1st round draft pick (Barry Parkhill) for 1973 1st round draft pick (Jim Brewer) and 1973 3rd round draft pick (Jim O'Brien), 4/24/73. Departed: Traded to Houston for Steve Hawes, 11/13/75.																			
1973-74	GP	MIN	FG	FGA	Pct.	3FG	3AT	Pct.	FT	FTA	Pct.	REB	AST	PF-DQ	ST	BL	PTS	Avg.	
	69	2287	459	990	.464	---	---	---	212	261	.812	515	284	221-1	69	29	1130	16.4	
1974-75	80	2540	527	1082	.487	---	---	---	236	301	.784	501	240	249-3	75	39	1290	16.1	
1975-76	9	212	41	88	.466	---	---	---	23	27	.852	40	20	31-0	7	8	107	11.7	
Portland	158	5039	1027	2160	.475	---	---	---	471	589	.800	1056	544	501-4	151	76	2527	16.0	
Ken Johnson		#00	6-8	250	b. 11/7/62	Michigan State '85													
Acquired: Drafted 2nd round, 28th pick by Chicago, 1985, and traded to Portland with rights to Ben Coleman for Mike Smrek. Departed: Waived, 11/11/87.																			
1985-86	GP	MIN	FG	FGA	Pct.	3FG	3AT	Pct.	FT	FTA	Pct.	REB	AST	PF-DQ	ST	BL	PTS	Avg.	
	64	815	113	214	.528	0	0	.000	37	85	.435	243	19	147-1	13	22	263	4.1	
Ollie Johnson		#44	6-6	200	b. 5/11/49	Temple '72													
Acquired: Drafted 2nd round, 30th pick, 1972. Departed: Selected by New Orleans in expansion draft, 5/20/74.																			
1972-73	GP	MIN	FG	FGA	Pct.	3FG	3AT	Pct.	FT	FTA	Pct.	REB	AST	PF-DQ	ST	BL	PTS	Avg.	
	78	2138	308	620	.497	---	---	---	156	206	.757	417	200	166-0	---	---	772	9.9	
1973-74	79	1718	209	434	.482	---	---	---	77	94	.819	324	167	179-2	60	30	495	6.3	
Portland	157	3856	517	1054	.491	---	---	---	233	300	.777	741	367	345-2	60	30	1267	8.1	

## FORMER TRAIL BLAZERS



**MYCHAL THOMPSON - 1978-1986**

Averaged 16.8 points, 8.9 rebounds with Portland



**JIM PAXSON - 1979-1988**

First Trail Blazer to score 10,000 career points

**Steve Johnson** #33 6-10 235 b. 11/3/57 Oregon State '81

**Acquired:** Traded by San Antonio for Mychal Thompson and the rights to Larry Krystkowiak, 6/19/86. **Departed:** Selected by Minnesota in expansion draft, 6/15/89.

	GP	MIN	FG	FGA	Pct.	3FG	3AT	Pct.	FT	FTA	Pct.	REB	AST	PF-DQ	ST	BL	PTS	Avg.
1986-87	79	2345	494	889	.556	0	0	.000	342	490	.698	566	155	340-16	49	76	1330	16.8
1987-88	43	1050	258	488	.529	0	1	.000	146	249	.586	242	57	151-4	17	32	662	15.4
1988-89	72	1477	296	565	.524	0	0	.000	129	245	.527	358	105	254-3	20	44	721	10.0
<b>Portland</b>	<b>194</b>	<b>4872</b>	<b>1048</b>	<b>1942</b>	<b>.540</b>	<b>0</b>	<b>1</b>	<b>.000</b>	<b>617</b>	<b>984</b>	<b>.627</b>	<b>1166</b>	<b>317</b>	<b>745-23</b>	<b>86</b>	<b>152</b>	<b>2713</b>	<b>14.0</b>

**Nate Johnston** #33 6-8 210 b. 12/18/66 Tampa '88

**Acquired:** Signed as free agent, 1/8/90. **Departed:** Waived, 6/29/90

	GP	MIN	FG	FGA	Pct.	3FG	3AT	Pct.	FT	FTA	Pct.	REB	AST	PF-DQ	ST	BL	PTS	Avg.
1989-90	15	74	14	37	.378	0	3	.000	7	11	.636	21	1	11-0	3	3	35	2.3

**Caldwell Jones** #27 6-11 225 b. 8/4/50 Albany State '73

**Acquired:** Signed as free agent from Chicago, 10/1/85. As compensation, Chicago received Portland's 1987 2nd round draft pick (Winston Garland). **Departed:** Became an unrestricted free agent, 7/1/89.

	GP	MIN	FG	FGA	Pct.	3FG	3AT	Pct.	FT	FTA	Pct.	REB	AST	PF-DQ	ST	BL	PTS	Avg.
1985-86	80	1437	126	254	.496	0	7	.000	124	150	.827	355	74	244-2	38	61	376	4.7
1986-87	78	1578	111	224	.496	0	2	.000	97	124	.782	455	64	221-5	23	77	319	4.1
1987-88	79	1778	128	263	.487	0	4	.000	78	106	.736	408	81	257-0	29	99	334	4.2
1988-89	72	1279	77	183	.421	0	1	.000	48	61	.787	300	59	166-0	24	85	202	2.8
<b>Portland</b>	<b>309</b>	<b>6072</b>	<b>442</b>	<b>924</b>	<b>.478</b>	<b>0</b>	<b>14</b>	<b>.000</b>	<b>347</b>	<b>441</b>	<b>.787</b>	<b>1518</b>	<b>278</b>	<b>888-7</b>	<b>114</b>	<b>322</b>	<b>1231</b>	<b>4.0</b>

**Charles Jones** #8 6-8 215 b. 1/12/62 Louisville '84

**Acquired:** Signed as a free agent, 4/16/87. **Departed:** Became a free agent, 7/1/88.

	GP	MIN	FG	FGA	Pct.	3FG	3AT	Pct.	FT	FTA	Pct.	REB	AST	PF-DQ	ST	BL	PTS	Avg.
1987-88	37	186	16	40	.400	0	1	.000	19	33	.576	31	8	28-0	3	6	51	1.4

**Freddy Jones** #0 6-2 225 b. 3/11/79 Oregon '02

**Acquired:** Traded with future considerations by Toronto in exchange for Juan Dixon, 2/22/07. **Departed:** Traded with Zach Randolph and Dan Dickau to New York in exchange for Channing Frye and Steve Francis, 6/28/07.

	GP	MIN	FG	FGA	Pct.	3FG	3AT	Pct.	FT	FTA	Pct.	REB	AST	PF-DQ	ST	BL	PTS	Avg.
2006-07	24	449	43	112	.384	7	27	.259	22	26	.846	33	53	41-1	18	4	115	4.8

**James Jones** #33 6-8 220 b. 10/4/80 Miami (FL) '03

**Acquired:** Traded by Phoenix with the draft rights to Rudy Fernandez for cash considerations, 7/11/07. **Departed:** Became a free agent, 7/1/08.

	GP	MIN	FG	FGA	Pct.	3FG	3AT	Pct.	FT	FTA	Pct.	REB	AST	PF-DQ	ST	BL	PTS	Avg.
2007-08	58	1276	143	327	.437	91	205	.444	86	98	.878	161	34	96-0	24	15	463	8.0

**Robin Jones** #34 6-9 225 b. 2/2/54 St. Louis '75

**Acquired:** Signed as a free agent 8/11/76. **Departed:** Traded, with cash, to Houston for Tom Owens, 8/10/77.

	GP	MIN	FG	FGA	Pct.	3FG	3AT	Pct.	FT	FTA	Pct.	REB	AST	PF-DQ	ST	BL	PTS	Avg.
1976-77	63	1065	139	299	.465	---	---	---	66	109	.606	296	80	124-3	37	38	344	5.5

## FORMER TRAIL BLAZERS

Steve Jones		#23		6-5		205		b. 10/17/42		Oregon '64								
Acquired: Traded by Golden State for 1976 6th round draft pick (Dwayne Barnett), 10/23/75. Departed: Waived, 9/30/76.																		
GP	MIN	FG	FGA	Pct.	3FG	3AT	Pct.	FT	FTA	Pct.	REB	AST	PF-DQ	ST	BL	PTS	Avg.	
1975-76	64	819	168	380 .442	---	---	---	78	94 .830	75	63	63	96-0	17	6	414	6.5	
Eddie Jordan		#5		6-1		170		b. 1/29/55		Rutgers '77								
Acquired: Signed as a free agent, 1/3/84. Departed: Waived, 2/5/84.																		
GP	MIN	FG	FGA	Pct.	3FG	3AT	Pct.	FT	FTA	Pct.	REB	AST	PF-DQ	ST	BL	PTS	Avg.	
1983-84	13	183	13	41 .317	0	3 .000	7	10 .700	13	39	32-0	21	0	33	2.5			
Reggie Jordan		#31		6-4		190		b. 1/26/68		New Mexico State '91								
Acquired: Signed as a free agent, 8/30/96. Departed: Traded to Detroit (along with Randolph Childress and Aaron McKie) for Stacey Augmon, 1/24/97																		
GP	MIN	FG	FGA	Pct.	3FG	3AT	Pct.	FT	FTA	Pct.	REB	AST	PF-DQ	ST	BL	PTS	Avg.	
1996-97	9	99	8	16 .500	0	0 .000	4	10 .400	23	11	13-0	5	3	20	2.2			
Jeff Judkins		#22		6-6		185		b. 3/23/56		Utah '78								
Acquired: Traded from Detroit for 1984 3rd round draft pick (Tim Kearney), 8/22/82. Departed: Waived, 3/22/83.																		
GP	MIN	FG	FGA	Pct.	3FG	3AT	Pct.	FT	FTA	Pct.	REB	AST	PF-DQ	ST	BL	PTS	Avg.	
1982-83	34	309	39	88 .443	2	8 .250	25	30 .833	43	17	39-0	15	2	105	3.1			
Chris Kaman		#35		7-0		265		b. 4/28/82		Central Michigan '03								
Acquired: Signed as a free agent, 7/10/14. Departed: Became an unrestricted free agent, 7/1/16.																		
GP	MIN	FG	FGA	Pct.	3FG	3AT	Pct.	FT	FTA	Pct.	REB	AST	PF-DQ	ST	BL	PTS	Avg.	
2014-15	74	1398	283	549 .515	0	0 ---	72	102 .706	484	65	140-1	18	54	638	8.6			
2015-16	16	112	20	43 .465	1	4 .250	3	31 .000	24	11	15-0	1	1	44	2.8			
Portland	90	1510	303	592 .512	1	4 .250	75	105 .714	508	76	155-1	19	55	682	7.6			
Shawn Kemp		#40		6-10		280		b. 11/26/69		Concord HS (IN)								
Acquired: Acquired in a three-way trade from Cleveland that sent Brian Grant to Miami and Gary Grant to Cleveland, 8/30/00. Departed: Waived, 8/20/02.																		
GP	MIN	FG	FGA	Pct.	3FG	3AT	Pct.	FT	FTA	Pct.	REB	AST	PF-DQ	ST	BL	PTS	Avg.	
2000-01	68	1083	168	413 .407	4	11 .364	101	131 .771	259	65	184-3	45	23	441	6.5			
2001-02	75	1232	175	407 .430	0	4 .000	104	131 .794	288	52	184-1	43	33	454	6.1			
Portland	143	2315	343	820 .418	4	15 .267	205	262 .782	547	117	368-4	88	56	895	6.3			
Steve Kerr		#4		6-3		180		b. 9/27/65		Arizona '88								
Acquired: Traded from San Antonio with Derek Anderson for Steve Smith, 7/25/01. Departed: Traded with Erick Barkley and a 2nd round pick to San Antonio for Antonio Daniels, Amal McCaskill and Charles Smith, 8/5/02.																		
GP	MIN	FG	FGA	Pct.	3FG	3AT	Pct.	FT	FTA	Pct.	REB	AST	PF-DQ	ST	BL	PTS	Avg.	
2001-02	65	775	102	217 .470	26	66 .394	39	40 .975	60	63	49-0	13	1	269	4.1			
Jerome Kersey		#25		6-7		225		b. 6/26/62		Longwood College '84								
Acquired: Drafted 2nd round, 46th pick, 1984. Departed: Selected by Toronto in 1995 Expansion draft.																		
GP	MIN	FG	FGA	Pct.	3FG	3AT	Pct.	FT	FTA	Pct.	REB	AST	PF-DQ	ST	BL	PTS	Avg.	
1984-85	77	958	178	372 .478	0	3 .000	117	181 .646	206	63	147-1	49	29	473	6.1			
1985-86	79	1217	258	470 .549	0	6 .000	156	229 .681	293	83	208-2	85	32	672	8.5			
1986-87	82	2088	373	733 .509	1	23 .043	262	364 .720	496	194	328-5	122	77	1009	12.3			
1987-88	79	2888	611	1225 .499	3	15 .200	291	396 .735	657	243	302-8	127	65	1516	19.2			
1988-89	76	2716	533	1137 .469	6	21 .286	258	372 .694	629	243	277-6	137	84	1330	17.5			
1989-90	82	2483	519	1085 .478	3	20 .150	269	390 .690	690	188	304-7	121	63	1310	16.0			
1990-91	73	2359	424	887 .478	4	13 .308	232	327 .709	481	227	251-4	101	76	1084	14.8			
1991-92	77	2553	398	852 .467	1	8 .125	174	262 .664	633	243	254-1	114	71	971	12.6			
1992-93	65	1719	281	642 .438	8	28 .286	116	183 .634	406	121	181-2	80	41	686	10.6			
1993-94	78	1276	203	469 .433	1	8 .125	101	135 .748	331	75	213-1	71	48	508	6.5			
1994-95	63	1143	203	489 .415	7	27 .259	95	124 .766	256	82	173-1	52	35	508	8.1			
Portland	831	21400	3981	8361 .476	34	172 .198	2071	2963 .699	5078	1762	2638-38	1059	621	10067	12.1			
Viktor Khryapa		#38		6-9		210		b. 8/3/82		Russia								
Acquired: Drafted 1st round, 22nd pick, 2004. Departed: Traded to Chicago with draft rights to Tyrus Thomas for draft rights to LaMarcus Aldridge and a future second-round draft pick, 6/28/06.																		
GP	MIN	FG	FGA	Pct.	3FG	3AT	Pct.	FT	FTA	Pct.	REB	AST	PF-DQ	ST	BL	PTS	Avg.	
2004-05	32	523	54	124 .435	4	11 .364	23	42 .548	108	25	80-0	20	18	135	4.2			
2005-06	69	1492	158	342 .462	10	30 .333	77	111 .694	307	88	209-7	50	29	403	5.8			
Portland	101	2015	212	466 .455	14	41 .341	100	153 .654	415	113	289-7	70	47	538	5.3			
Joe Kleine		#35		7-1		271		b. 1/4/62		Arkansas '85								
Acquired: Signed as a free agent, 10/6/99. Departed: Traded to Indiana with Jermaine O'Neal for Dale Davis, 9/1/00.																		
GP	MIN	FG	FGA	Pct.	3FG	3AT	Pct.	FT	FTA	Pct.	REB	AST	PF-DQ	ST	BL	PTS	Avg.	
1999-00	7	31	4	11 .364	0	0 .000	3	3	1.000	6	2	7-0	1	0	11	1.6		

# FORMER TRAIL BLAZERS

**Negele Knight** #11 6-1 182 b. 3/6/67 Dayton '90

**Acquired:** Signed as free agent, 10/27/94. **Departed:** Waived, 12/18/94.

	GP	MIN	FG	FGA	Pct.	3FG	3AT	Pct.	FT	FTA	Pct.	REB	AST	PF-DQ	ST	BL	PTS	Avg.
1994-95	3	43	7	15	.467	0	0	.000	4	41.000		3	11	5-0	1	0	18	6.0

**Ron Knight** #38 6-7 220 b. 8/4/47 Los Angeles State '70

**Acquired:** Drafted 5th round, 76th pick, 1970. **Departed:** Waived, 9/11/72.

	GP	MIN	FG	FGA	Pct.	3FG	3AT	Pct.	FT	FTA	Pct.	REB	AST	PF-DQ	ST	BL	PTS	Avg.
1970-71	52	662	99	230	.430	—	—	—	19	38	.500	167	50	99-1	—	—	217	4.2
1971-72	49	483	112	257	.436	—	—	—	31	62	.500	116	33	52-0	—	—	255	5.2
Portland	101	1145	211	487	.433	—	—	—	50	100	.500	283	83	151-1	—	—	472	4.7

**Kevin Kunnert** #44 7-0 231 b. 11/11/51 Iowa '73

**Acquired:** Awarded to Portland from San Diego with Kermit Washington, a 1980 1st round draft pick (pick traded to New Jersey for Calvin Natt) and cash for San Diego's signing of veteran free agent Bill Walton, 9/18/79. **Departed:** Retired, 1982.

	GP	MIN	FG	FGA	Pct.	3FG	3AT	Pct.	FT	FTA	Pct.	REB	AST	PF-DQ	ST	BL	PTS	Avg.
1979-80	18	302	50	114	.439	0	0	.000	26	43	.605	112	29	59-1	7	22	126	7.0
1980-81	55	842	101	216	.468	0	0	.000	42	54	.778	287	67	143-1	17	32	244	4.4
1981-82	21	237	20	48	.417	0	0	.000	9	17	.529	66	18	51-1	3	6	49	2.3
Portland	94	1381	171	378	.452	0	0	.000	77	114	.675	465	114	253-3	27	60	419	4.5

**Raef LaFrentz** #9 6-11 240 b. 5/29/76 Kansas '98

**Acquired:** Traded by Boston with Dan Dickau and the draft rights to Randy Foye for Sebastian Telfair, Theo Ratliff and a 2008 2nd round pick, 6/28/06. **Departed:** Became a free agent, 7/1/09.

	GP	MIN	FG	FGA	Pct.	3FG	3AT	Pct.	FT	FTA	Pct.	REB	AST	PF-DQ	ST	BL	PTS	Avg.
2006-07	27	352	39	102	.382	2	23	.087	20	26	.769	70	8	57-2	7	11	100	3.7
2007-08	39	291	27	61	.443	0	4	.000	11	19	.579	67	6	59-0	12	17	65	1.7
2008-09	DNP - Right Shoulder																	
Portland	66	643	66	163	.405	2	27	.074	31	45	.689	137	14	116-2	19	28	165	2.5

**Jeff Lamp** #3 6-6 193 b. 3/9/59 Virginia '81

**Acquired:** Drafted 1st round, 15th pick, 1981. **Departed:** Waived, 6/21/84.

	GP	MIN	FG	FGA	Pct.	3FG	3AT	Pct.	FT	FTA	Pct.	REB	AST	PF-DQ	ST	BL	PTS	Avg.
1981-82	54	617	100	196	.510	0	1	.000	50	61	.820	64	28	83-0	16	1	250	4.6
1982-83	59	690	107	252	.425	1	6	.167	42	52	.808	76	58	67-0	20	3	257	4.4
1983-84	64	660	128	261	.490	2	13	.154	60	67	.896	63	51	67-0	22	4	318	5.0
Portland	177	1967	335	709	.472	3	20	.150	152	180	.844	203	137	217-0	58	8	825	4.7

**Dennis Layton** #12 6-1 180 b. 12/24/48 USC '71

**Acquired:** Signed as free agent, 10/1/73. **Departed:** Waived, 12/1/73.

	GP	MIN	FG	FGA	Pct.	3FG	3AT	Pct.	FT	FTA	Pct.	REB	AST	PF-DQ	ST	BL	PTS	Avg.
1973-74	22	327	55	112	.491	—	—	—	14	26	.538	33	51	45-0	9	1	124	5.6

**Greg Lee** #42 6-3 191 b. 12/12/51 UCLA '74

**Acquired:** Signed as free agent, 10/7/75. **Departed:** Waived, 11/11/75.

	GP	MIN	FG	FGA	Pct.	3FG	3AT	Pct.	FT	FTA	Pct.	REB	AST	PF-DQ	ST	BL	PTS	Avg.
1975-76	5	35	2	4	.500	—	—	—	2	2	1.000	2	11	6-0	2	0	6	1.2

**Voshon Lenard** #0 6-4 205 b. 5/14/73 Minnesota '95

**Acquired:** Traded by Denver for Ruben Patterson and Charles Smith in a four-team, nine-player trade, 2/23/06. **De-**  
**parted:** Free agent in 2006.

	GP	MIN	FG	FGA	Pct.	3FG	3AT	Pct.	FT	FTA	Pct.	REB	AST	PF-DQ	ST	BL	PTS	Avg.
2005-06	14	220	33	88	.375	15	43	.349	11	18	.611	19	23	18-0	13	2	92	6.6

**Lafayette Lever** #12 6-3 175 b. 8/16/60 Arizona State '82

**Acquired:** Drafted 1st round, 11th pick, 1982. **Departed:** Traded with Wayne Cooper, Calvin Natt, a 1985 1st round draft pick (Blair Rasmussen) and a 1984 2nd round draft pick (Willie White) to Denver for Kiki Vandeweghe, 6/8/84.

	GP	MIN	FG	FGA	Pct.	3FG	3AT	Pct.	FT	FTA	Pct.	REB	AST	PF-DQ	ST	BL	PTS	Avg.
1982-83	81	2020	256	594	.431	5	15	.333	116	159	.730	225	426	179-2	153	19	633	7.8
1983-84	81	2010	313	701	.447	3	15	.200	159	214	.743	218	372	178-1	135	31	788	9.7
Portland	162	4030	569	1295	.439	8	30	.267	275	373	.737	443	798	357-3	288	50	1421	8.8

**Alton Lister** #53 7-0 245 b. 10/1/58 Arizona State '81

**Acquired:** Signed as free agent, 10/2/99. **Departed:** Waived, 2/2/99.

	GP	MIN	FG	FGA	Pct.	3FG	3AT	Pct.	FT	FTA	Pct.	REB	AST	PF-DQ	ST	BL	PTS	Avg.
1997-98	7	44	3	8	.375	0	0	.000	0	0	.000	11	1	12-0	1	1	6	0.9

## FORMER TRAIL BLAZERS

**Robin Lopez** #42 7-0 265 b. 4/1/88 Stanford '08

**Acquired:** Traded by New Orleans with Terrel Harris in exchange for the draft rights to Jeff Withey, a future 2nd round pick and cash considerations, 7/10/13. **Departed:** Signed with New York as a free agent, 7/9/15.

	GP	MIN	FG	FGA	Pct.	3FG	3AT	Pct.	FT	FTA	Pct.	REB	AST	PF-DQ	ST	BL	PTS	Avg.
2013-14	82	2603	355	644	.551	0	1	.000	198	242	.818	700	73	196-2	25	139	908	11.1
2014-15	59	1638	234	437	.535	0	1	.000	98	127	.772	394	55	122-0	16	84	566	9.6
Portland	141	4241	589	1081	.545	0	2	.000	296	369	.802	1094	128	318-2	41	223	1474	10.5

**Maurice Lucas** #20 6-9 218 b. 2/18/52 Marquette '74

**Acquired:** Drafted from Kentucky 1st round, 2nd selection, 1976 ABA Dispersal Draft. **Departed:** Traded with two 1st round draft picks—San Diego's 1980 (Mike Gminski) and Golden State's 1981 (Albert King) to New Jersey for Calvin Natt, 2/8/80. **Acquired:** Traded from Seattle to Portland for 1990 2nd round draft pick (Abdul Shaamsid-Deen). **Departed:** Retired, 1988.

	GP	MIN	FG	FGA	Pct.	3FG	3AT	Pct.	FT	FTA	Pct.	REB	AST	PF-DQ	ST	BL	PTS	Avg.
1976-77	79	2863	632	1357	.466	—	—	—	335	438	.765	899	229	294-6	83	56	1599	20.2
1977-78	68	2119	453	989	.458	—	—	—	207	270	.767	621	173	221-3	61	56	1113	16.4
1978-79	69	2462	568	1208	.470	—	—	—	270	345	.783	716	215	254-3	66	81	1406	20.4
1979-80	41	1176	243	552	.440	2	5	.400	100	137	.730	325	125	141-2	23	35	588	14.3
1987-88	73	1191	168	373	.450	0	3	.000	109	148	.736	315	94	188-0	33	10	445	6.1
Portland	330	9811	2064	4479	.461	2	8	.125	1021	1338	.763	2876	836	1098-14	266	328	5151	15.6

**Phil Lumpkin** #10 6-0 167 b. 12/20/51 Miami-Ohio '74

**Acquired:** Drafted 2nd round, 34th selection, 1974. **Departed:** Traded to Phoenix for Los Angeles' 1976 2nd round draft pick, 6/9/75 (1976 2nd round pick traded for 1977 New Orleans 2nd round draft pick—Kim Anderson).

	GP	MIN	FG	FGA	Pct.	3FG	3AT	Pct.	FT	FTA	Pct.	REB	AST	PF-DQ	ST	BL	PTS	Avg.
1974-75	48	792	86	190	.453	—	—	—	30	39	.769	59	177	80-1	20	3	202	4.2

**Jamaal Magloire** #21 6-11 265 b. 5/21/79 Kentucky '00

**Acquired:** Traded by Milwaukee for Steve Blake, Brian Skinner and Ha Seung-Jin, 7/31/06. **Departed:** Free agent in 2007.

	GP	MIN	FG	FGA	Pct.	3FG	3AT	Pct.	FT	FTA	Pct.	REB	AST	PF-DQ	ST	BL	PTS	Avg.
2006-07	81	1703	199	395	.504	0	0	—	131	242	.541	492	30	226-0	21	66	529	6.5

**Ed Manning** #35 6-7 210 b. 1/2/44 Jackson State '67

**Acquired:** Selected from Chicago in expansion draft, 5/11/70. **Departed:** Waived, 9/14/71.

	GP	MIN	FG	FGA	Pct.	3FG	3AT	Pct.	FT	FTA	Pct.	REB	AST	PF-DQ	ST	BL	PTS	Avg.
1970-71	79	1558	243	559	.435	—	—	—	75	93	.806	411	111	198-3	—	—	561	7.1

**Sean Marks** #4 6-10 250 b. 8/23/75 California '98

**Acquired:** Signed as a free agent, 11/6/10. **Departed:** Traded to Charlotte (along with Joel Przybilla, Dante Cunningham and two conditional first round picks) for Gerald Wallace, 2/24/11.

	GP	MIN	FG	FGA	Pct.	3FG	3AT	Pct.	FT	FTA	Pct.	REB	AST	PF-DQ	ST	BL	PTS	Avg.
2010-11	29	208	19	44	.432	2	21	.000	5	8	.625	40	4	44-0	3	5	45	1.6

**Jim Marsh** #41 6-7 215 b. 4/26/46 USC '68

**Acquired:** Signed as free agent, 7/16/71. **Departed:** Waived, 9/11/72.

	GP	MIN	FG	FGA	Pct.	3FG	3AT	Pct.	FT	FTA	Pct.	REB	AST	PF-DQ	ST	BL	PTS	Avg.
1971-72	39	375	39	117	.333	—	—	—	41	59	.695	84	30	50-0	—	—	119	3.1

**Brian Martin** #21 6-9 212 b. 8/18/62 Kansas '84

**Acquired:** Signed as free agent, 2/24/86. **Departed:** Elected to play in Europe in 1986.

	GP	MIN	FG	FGA	Pct.	3FG	3AT	Pct.	FT	FTA	Pct.	REB	AST	PF-DQ	ST	BL	PTS	Avg.
1985-86	5	14	2	5	.400	0	0	.000	0	2	.000	0	0	5-0	0	1	4	0.8

**Fernando Martin** #10 6-10 238 b. 3/25/62, d. 12/3/89 Spain

**Acquired:** Signed as free agent, 5/6/86. **Departed:** Elected to return to Spain following 1986-87 season.

	GP	MIN	FG	FGA	Pct.	3FG	3AT	Pct.	FT	FTA	Pct.	REB	AST	PF-DQ	ST	BL	PTS	Avg.
1986-87	24	146	9	31	.290	0	1	.000	4	11	.364	28	9	24-0	7	1	22	0.9

**LaRue Martin** #35 6-11 210 b. 3/30/50 Loyola-Chicago '72

**Acquired:** Drafted 1st round, 1st pick, 1972. **Departed:** Traded to Seattle, waived in 1976.

	GP	MIN	FG	FGA	Pct.	3FG	3AT	Pct.	FT	FTA	Pct.	REB	AST	PF-DQ	ST	BL	PTS	Avg.
1972-73	77	996	145	366	.396	—	—	—	50	77	.649	358	42	162-0	—	—	340	4.4
1973-74	50	538	101	232	.435	—	—	—	42	66	.636	181	20	90-0	7	26	244	4.9
1974-75	81	1372	236	522	.452	—	—	—	99	142	.697	408	69	239-5	33	49	571	7.0
1975-76	63	889	109	302	.361	—	—	—	57	77	.740	311	72	126-6	6	23	275	4.4
Portland	271	3795	591	1422	.416	—	—	—	248	362	.685	1258	203	617-11	46	98	1430	5.3

**Wesley Matthews** #2 6-5 214 b. 10/14/86 Marquette '09

**Acquired:** Signed as a free agent, 7/21/10. **Departed:** Signed with Dallas as a free agent, 7/9/15.

	GP	MIN	FG	FGA	Pct.	3FG	3AT	Pct.	FT	FTA	Pct.	REB	AST	PF-DQ	ST	BL	PTS	Avg.
2010-11	82	2758	440	979	.449	154	378	.407	266	315	.844	258	164	195-2	102	9	1300	15.9
2011-12	66	2228	314	763	.412	129	337	.383	147	171	.860	224	113	148-0	96	15	904	13.7
2012-13	69	2403	352	808	.436	169	425	.398	149	187	.797	191	174	172-0	90	18	1022	14.8
2013-14	82	2780	445	1009	.441	201	511	.393	252	301	.837	289	197	176-0	76	14	1343	16.4
2014-15	60	2024	337	752	.448	173	445	.389	109	145	.752	222	139	132-1	77	10	956	15.9
<b>Portland</b>	<b>359</b>	<b>12193</b>	<b>1888</b>	<b>4311</b>	<b>.438</b>	<b>826</b>	<b>2096</b>	<b>.394</b>	<b>923</b>	<b>1119</b>	<b>.825</b>	<b>1184</b>	<b>787</b>	<b>823-3</b>	<b>441</b>	<b>66</b>	<b>5525</b>	<b>15.4</b>

**Clyde Mayes** #22 6-9 225 b. 3/17/53 Furman '75

**Acquired:** Signed as free agent, 2/11/77. **Departed:** Waived, 2/22/77.

	GP	MIN	FG	FGA	Pct.	3FG	3AT	Pct.	FT	FTA	Pct.	REB	AST	PF-DQ	ST	BL	PTS	Avg.
1976-77	5	24	2	9	.222	—	—	—	0	0	0.000	6	—	5-0	0	0	4	0.8

**Eric Maynor** #6 6-3 175 b. 6/11/87 VCU '09

**Acquired:** Acquired from Oklahoma City in exchange for the draft rights to Georgios Printezis, 2/21/13. **Departed:** Became an unrestricted free agent, 7/1/13.

	GP	MIN	FG	FGA	Pct.	3FG	3AT	Pct.	FT	FTA	Pct.	REB	AST	PF-DQ	ST	BL	PTS	Avg.
2012-13	27	572	70	166	.422	19	50	.380	28	41	.683	28	109	36-0	12	1	187	6.9

**Willie McCarter** #17 6-3 175 b. 7/26/46 Drake '69

**Acquired:** Signed as free agent, 10/4/71. **Departed:** Waived, 2/1/72.

	GP	MIN	FG	FGA	Pct.	3FG	3AT	Pct.	FT	FTA	Pct.	REB	AST	PF-DQ	ST	BL	PTS	Avg.
1971-72	39	612	103	257	.401	—	—	—	37	55	.673	43	85	58-0	—	—	243	6.2

**Hank McDowell** #7 6-9 214 b. 11/13/59 Memphis State '81

**Acquired:** Claimed on waivers from Golden State, 12/8/82. **Departed:** Traded to Indiana for 1986 3rd round draft pick (Juden Smith), 10/7/83.

	GP	MIN	FG	FGA	Pct.	3FG	3AT	Pct.	FT	FTA	Pct.	REB	AST	PF-DQ	ST	BL	PTS	Avg.
1982-83	42	375	45	97	.464	0	2	.000	33	43	.767	89	20	58-0	6	7	123	2.9

**Jeff McInnis** #5 6-4 179 b. 10/24/74 North Carolina '97

**Acquired:** Signed as a free agent, 8/14/02. **Departed:** Traded with Ruben Boumtje-Boumtje to Cleveland in exchange for Darius Miles, 1/21/04.

	GP	MIN	FG	FGA	Pct.	3FG	3AT	Pct.	FT	FTA	Pct.	REB	AST	PF-DQ	ST	BL	PTS	Avg.
2002-03	75	1311	188	423	.444	6	35	.171	50	67	.746	97	170	117-1	21	2	432	5.8
2003-04	39	1269	196	416	.471	15	47	.319	58	76	.763	94	196	94-2	36	2	465	11.9
<b>Portland</b>	<b>114</b>	<b>2580</b>	<b>384</b>	<b>839</b>	<b>.458</b>	<b>21</b>	<b>82</b>	<b>.256</b>	<b>108</b>	<b>143</b>	<b>.755</b>	<b>191</b>	<b>366</b>	<b>211-3</b>	<b>57</b>	<b>4</b>	<b>897</b>	<b>7.9</b>

**Aaron McKie** #23 6-5 209 b. 10/2/62 Temple '94

**Acquired:** Drafted 1st round, 17th pick, 1994. **Departed:** Traded to Detroit with Randolph Childress and Reggie Jordan for Stacey Augmon, 1/24/97.

	GP	MIN	FG	FGA	Pct.	3FG	3AT	Pct.	FT	FTA	Pct.	REB	AST	PF-DQ	ST	BL	PTS	Avg.
1994-95	45	827	116	261	.444	11	28	.393	50	73	.685	129	89	97-1	36	16	293	6.5
1995-96	81	2259	337	722	.467	38	117	.325	152	199	.764	304	204	205-5	92	29	864	10.7
1996-97	41	775	53	156	.340	23	55	.418	41	49	.837	93	84	61-1	34	15	170	4.1
<b>Portland</b>	<b>167</b>	<b>3861</b>	<b>506</b>	<b>1139</b>	<b>.444</b>	<b>72</b>	<b>200</b>	<b>.360</b>	<b>243</b>	<b>321</b>	<b>.757</b>	<b>526</b>	<b>377</b>	<b>363-7</b>	<b>162</b>	<b>60</b>	<b>1327</b>	<b>7.9</b>

**Stan McKenzie** #40 6-5 210 b. 10/6/44 New York U. '66

**Acquired:** Selected from Phoenix in expansion draft, 5/11/70. **Departed:** Traded to Houston for Greg Smith, 10/27/72.

	GP	MIN	FG	FGA	Pct.	3FG	3AT	Pct.	FT	FTA	Pct.	REB	AST	PF-DQ	ST	BL	PTS	Avg.
1970-71	82	2290	398	902	.441	—	—	—	331	396	.836	309	235	238-2	—	—	1127	13.7
1971-72	82	2036	410	834	.492	—	—	—	315	379	.831	272	148	240-2	—	—	1135	13.8
1972-73	7	107	13	36	.361	—	—	—	14	16	.875	21	8	15-0	—	—	40	5.7
<b>Portland</b>	<b>171</b>	<b>4433</b>	<b>821</b>	<b>1772</b>	<b>.463</b>	<b>—</b>	<b>—</b>	<b>—</b>	<b>660</b>	<b>791</b>	<b>.834</b>	<b>602</b>	<b>391</b>	<b>493-4</b>	<b>—</b>	<b>—</b>	<b>2302</b>	<b>13.5</b>

**Jim McMillian** #5 6-5 220 b. 3/11/48 Columbia '70

**Acquired:** Signed as veteran free agent, 12/15/78; New York received as compensation 1979 2nd round draft pick (Kim Goetz). **Departed:** Waived, 2/17/79.

	GP	MIN	FG	FGA	Pct.	3FG	3AT	Pct.	FT	FTA	Pct.	REB	AST	PF-DQ	ST	BL	PTS	Avg.
1978-79	23	278	33	74	.446	—	—	—	17	21	.810	39	33	18-0	10	3	83	3.6

**Josh McRoberts** #4 6-10 240 b. 2/28/87 Duke '07

**Acquired:** Drafted 2nd round, 37th selection, 2007. **Departed:** Traded to Indiana with Jarrett Jack, the draft rights to Brandon Rush and cash considerations in exchange for Ike Diogu and the draft rights to Jerryd Bayless, 7/9/08.

	GP	MIN	FG	FGA	Pct.	3FG	3AT	Pct.	FT	FTA	Pct.	REB	AST	PF-DQ	ST	BL	PTS	Avg.
2007-08	8	28	6	10	.600	0	1	.000	0	0	---	10	2	1-0	1	0	12	1.5



# FORMER TRAIL BLAZERS

Darius Miles		#23	6-9	235	b. 10/9/81	East St. Louis HS (Ill.)												
<b>Acquired:</b> Traded by Cleveland to Portland for Ruben Boumtje-Boumtje and Jeff McInnis, 1/21/04. <b>Departed:</b> Waived, 4/14/08.																		
	GP	MIN	FG	FGA	Pct.	3FG	3AT	Pct.	FT	FTA	Pct.	REB	AST	PF-DQ	ST	BL	PTS	Avg.
2003-04	42	1191	222	422	.526	2	10	.200	85	121	.702	192	82	84-0	42	34	531	12.6
2004-05	63	1699	336	697	.482	8	23	.348	129	215	.600	299	129	189-0	75	78	809	12.8
2005-06	40	1286	235	510	.461	2	10	.200	87	163	.534	182	73	100-1	42	39	559	14.0
2006-07	DNP-Right Knee																	
2007-08	DNP-Right Knee																	
Portland	145	4176	793	1629	.487	12	43	.279	301	499	.603	673	284	373-1	159	151	1899	13.1
Andre Miller		#24	6-2	200	b. 3/19/76	Utah '99												
<b>Acquired:</b> Signed as a free agent on July 24, 2009. <b>Departed:</b> Traded to Denver for Raymond Felton, with Rudy Fernandez and Petteri Koponen going to Dallas as part of a three-team trade, 6/23/11.																		
	GP	MIN	FG	FGA	Pct.	3FG	3AT	Pct.	FT	FTA	Pct.	REB	AST	PF-DQ	ST	BL	PTS	Avg.
2009-10	82	2500	404	908	.445	16	80	.200	322	392	.821	266	445	169-1	93	9	1146	14.0
2010-11	81	2650	388	844	.460	4	37	.108	249	292	.853	302	566	171-0	114	12	1029	12.7
Portland	163	5150	792	1752	.452	20	117	.171	571	684	.835	568	1011	340-1	207	21	2175	13.3
Patty Mills		#8	6-0	175	b. 8/11/88	St. Mary's (CA) '09												
<b>Acquired:</b> Drafted 2nd round, 55th selection, 2009. <b>Departed:</b> Free agent in 2010. <b>Acquired:</b> Signed as free agent, 9/24/10.																		
	GP	MIN	FG	FGA	Pct.	3FG	3AT	Pct.	FT	FTA	Pct.	REB	AST	PF-DQ	ST	BL	PTS	Avg.
2009-10	10	38	10	24	.417	2	4	.500	4	7	.571	2	5	6-0	0	0	26	2.6
2010-11	64	783	135	328	.412	47	133	.353	36	47	.766	51	109	63-0	27	1	353	5.5
Portland	74	821	145	352	.412	49	137	.358	40	54	.741	53	114	69-0	27	1	379	5.1
Sergei Monia		#12	6-8	216	b. 4/15/83	Russia												
<b>Acquired:</b> Drafted 1st round, 23rd pick, 2004. <b>Departed:</b> Traded to Sacramento as part of a four-team, nine-player deal, 2/23/06.																		
	GP	MIN	FG	FGA	Pct.	3FG	3AT	Pct.	FT	FTA	Pct.	REB	AST	PF-DQ	ST	BL	PTS	Avg.
2005-06	23	336	29	85	.341	9	33	.273	8	12	.667	51	19	41-0	6	5	75	3.3
Luis Montero		#44	6-7	200	b. 4/6/93	Westchester C.C. '14												
<b>Acquired:</b> Signed as a free agent, 7/9/15. <b>Departed:</b> Waived, 10/15/16																		
	GP	MIN	FG	FGA	Pct.	3FG	3AT	Pct.	FT	FTA	Pct.	REB	AST	PF-DQ	ST	BL	PTS	Avg.
2015-16	12	42	5	19	.263	1	9	.111	3	4	.750	4	1	1-0	0	0	14	1.2
Ronnie Murphy		#34	6-5	232	b. 7/29/64	Jacksonville '87												
<b>Acquired:</b> Drafted 1st round, 17th pick, 1987. <b>Departed:</b> Waived, 12/7/88.																		
	GP	MIN	FG	FGA	Pct.	3FG	3AT	Pct.	FT	FTA	Pct.	REB	AST	PF-DQ	ST	BL	PTS	Avg.
1987-88	18	89	14	49	.286	1	4	.250	7	11	.636	11	6	14-0	5	1	36	2.0
Tracy Murray		#31	6-7	228	b. 7/25/71	UCLA '93												
<b>Acquired:</b> Traded by Milwaukee for Alaa Abdelnaby, 7/1/92. <b>Departed:</b> Traded to Houston with Clyde Drexler for Otis Thorpe, draft rights to Marcelo Nicola and a 1995 1st round draft pick, 2/14/95. Draft pick traded to Detroit (Randolph Childress) for 1st round pick (Shawn Respert). <b>Acquired:</b> Signed as a free agent, 9/29/03. <b>Departed:</b> Waived, 11/21/03.																		
	GP	MIN	FG	FGA	Pct.	3FG	3AT	Pct.	FT	FTA	Pct.	REB	AST	PF-DQ	ST	BL	PTS	Avg.
1992-93	48	495	108	260	.415	21	70	.300	35	40	.875	83	11	59-0	8	5	272	5.7
1993-94	65	820	167	355	.470	50	109	.459	50	72	.694	111	31	76-0	21	20	434	6.7
1994-95	29	313	63	153	.412	16	41	.390	28	34	.824	37	14	42-0	7	1	170	5.9
2003-04	7	35	3	12	.250	2	5	.400	0	1	0.000	5	1	3-0	1	0	8	1.1
Portland	149	1663	341	780	.437	89	225	.396	113	147	.769	236	57	180-0	37	26	884	5.9
Dorie Murrey		#41	6-8	215	b. 9/7/43	Detroit '66												
<b>Acquired:</b> Selected from Seattle in expansion draft, 5/11/70. <b>Departed:</b> Traded to Baltimore for 1971 2nd round draft pick (Rick Fisher), 10/22/70.																		
	GP	MIN	FG	FGA	Pct.	3FG	3AT	Pct.	FT	FTA	Pct.	REB	AST	PF-DQ	ST	BL	PTS	Avg.
1970-71	2	20	1	6	.167	—	—	—	9	11	.818	7	1	3-0	—	—	11	5.5
Calvin Natt		#33	6-6	220	b. 1/8/57	NE Louisiana '79												
<b>Acquired:</b> Traded by New Jersey for Maurice Lucas and two 1st round draft picks (San Diego's 1980—Mike Gminski and Golden State's 1981—Albert King), 2/8/80. <b>Departed:</b> Traded to Denver with Lafayette Lever, Wayne Cooper, 1985 1st round draft pick (Blair Rasmussen) and 1984 2nd round draft pick (Willie White) for Kiki Vandeweghe, 6/8/84.																		
	GP	MIN	FG	FGA	Pct.	3FG	3AT	Pct.	FT	FTA	Pct.	REB	AST	PF-DQ	ST	BL	PTS	Avg.
1979-80	25	811	201	419	.480	2	4	.500	107	139	.770	178	57	57-0	24	12	511	20.4
1980-81	74	2111	395	794	.497	4	8	.500	200	283	.707	431	159	188-2	73	18	994	13.4
1981-82	75	2599	515	894	.576	2	8	.250	294	392	.750	613	150	175-1	62	36	1326	17.7
1982-83	80	2879	644	1187	.543	3	20	.150	339	428	.792	599	171	184-2	63	29	1630	20.4
1983-84	79	2638	500	857	.583	2	17	.118	275	345	.797	476	179	218-3	69	22	1277	16.2
Portland	333	11038	2255	4151	.543	13	57	.228	1215	1587	.766	2297	716	822-8	291	117	5738	17.2

# FORMER TRAIL BLAZERS

**Craig Neal** #10 6-5 165 b. 2/16/64 Georgia Tech '88

**Acquired:** Drafted 3rd round, 71st pick, 1988. **Departed:** Waived, 1/11/89.

	GP	MIN	FG	FGA	Pct.	3FG	3AT	Pct.	FT	FTA	Pct.	REB	AST	PF-DQ	ST	BL	PTS	Avg.
1988-89	21	159	11	35	.314	2	9	.222	1	2	.500	11	32	24-0	9	0	25	1.2

**Lloyd Neal** #36 6-7 225 b. 12/10/50 Tennessee State '72

**Acquired:** Drafted 3rd round, 31st pick, 1972. **Departed:** Retired in 1979 because of injury.

	GP	MIN	FG	FGA	Pct.	3FG	3AT	Pct.	FT	FTA	Pct.	REB	AST	PF-DQ	ST	BL	PTS	Avg.
1972-73	82	2723	455	921	.494	—	—	—	187	293	.638	967	146	305-6	—	—	1097	13.4
1973-74	80	1517	246	502	.490	—	—	—	117	168	.696	494	89	190-0	45	73	609	7.6
1974-75	82	2278	409	869	.471	—	—	—	189	295	.641	687	139	239-2	43	87	1007	12.3
1975-76	68	2320	435	904	.481	—	—	—	186	268	.694	585	118	254-4	53	107	1056	15.5
1976-77	58	955	160	340	.471	—	—	—	77	114	.675	255	58	148-0	8	35	397	6.8
1977-78	61	1174	272	540	.504	—	—	—	127	177	.718	373	81	128-0	29	21	671	11.0
1978-79	4	48	4	11	.364	—	—	—	1	1	1.000	9	1	7-0	0	1	9	2.3
Portland	435	11015	1981	4087	.485	—	—	—	884	1316	.672	3370	632	1271-12	178	324	4846	11.1

**Ruben Nemhard** #9 6-3 215 b. 2/20/72 Weber State '95

**Acquired:** Signed as a free agent to a 10-day contract, 1/31/97; Signed to a second 10-day contract, 2/7/97. **Departed:** Not re-signed, 2/19/97.

	GP	MIN	FG	FGA	Pct.	3FG	3AT	Pct.	FT	FTA	Pct.	REB	AST	PF-DQ	ST	BL	PTS	Avg.
1996-97	2	19	4	8	.500	0	2	.000	0	0	.000	0	5	3-0	3	0	8	4.0

**Audie Norris** #24 6-9 250 b. 12/18/60 Jackson State '82

**Acquired:** Drafted 2nd round, 37th pick, 1982. **Departed:** Elected to play in Europe, 1985.

	GP	MIN	FG	FGA	Pct.	3FG	3AT	Pct.	FT	FTA	Pct.	REB	AST	PF-DQ	ST	BL	PTS	Avg.
1982-83	30	311	26	63	.413	0	0	.000	14	30	.467	69	24	61-0	13	2	66	2.2
1983-84	79	1157	124	246	.504	0	0	.000	104	149	.698	257	76	231-2	30	34	352	4.5
1984-85	78	1117	133	245	.543	0	3	.000	135	203	.665	250	47	221-7	42	33	401	5.1
Portland	187	2585	283	554	.511	0	3	.000	253	382	.662	576	147	513-9	85	69	819	4.4

**Willie Norwood** #24 6-7 215 b. 8/8/47 Alcorn A&M '69

**Acquired:** Signed as free agent, 3/6/78. **Departed:** Waived, 5/3/78.

	GP	MIN	FG	FGA	Pct.	3FG	3AT	Pct.	FT	FTA	Pct.	REB	AST	PF-DQ	ST	BL	PTS	Avg.
1977-78	19	351	40	99	.404	—	—	—	30	46	.652	65	19	56-1	18	0	110	5.8

**Fabricio Oberto** #21 6-10 245 b. 3/21/75 Argentina

**Acquired:** Signed as free agent, 10/25/10. **Departed:** Retired, 11/4/10.

	GP	MIN	FG	FGA	Pct.	3FG	3AT	Pct.	FT	FTA	Pct.	REB	AST	PF-DQ	ST	BL	PTS	Avg.
2010-11	5	45	3	5	.600	—	—	—	1	2	.500	7	0	10-0	0	0	7	5.8

**Greg Oden** #52 7-0 270 b. 1/22/88 Ohio State '07

**Acquired:** Drafted 1st round, 1st pick, 2007. **Departed:** Waived, 3/15/12.

	GP	MIN	FG	FGA	Pct.	3FG	3AT	Pct.	FT	FTA	Pct.	REB	AST	PF-DQ	ST	BL	PTS	Avg.
2007-08	DNP - Right Knee																	
2008-09	61	1314	198	351	.564	0	0	---	144	226	.637	424	31	238-2	25	69	540	8.9
2009-10	21	502	92	152	.605	0	0	---	49	64	.766	178	19	84-7	8	48	233	11.1
2010-11	DNP - Left Knee																	
2011-12	DNP - Left Knee																	
Portland	82	1816	290	503	.577	0	0	---	193	290	.666	602	50	322-9	33	117	773	9.4

**Jermaine O'Neal** #5 6-11 226 b. 10/13/78 Eau Claire HS (S.C.)

**Acquired:** Drafted 1st round, 17th pick, 1996. **Departed:** Traded to Indiana with Joe Kleine in exchange for Dale Davis, 9/1/00.

	GP	MIN	FG	FGA	Pct.	3FG	3AT	Pct.	FT	FTA	Pct.	REB	AST	PF-DQ	ST	BL	PTS	Avg.
1996-97	45	458	69	153	.451	0	1	.000	47	78	.603	124	8	46-0	2	26	185	4.1
1997-98	60	808	112	231	.485	0	2	.000	45	89	.506	201	17	101-0	15	58	269	4.5
1998-99	36	311	36	83	.434	0	1	.000	18	35	.514	97	13	41-0	4	14	90	2.5
1999-00	70	859	108	222	.486	0	1	.000	57	98	.582	229	18	127-1	11	55	273	3.9
Portland	211	2436	325	689	.471	0	5	.000	167	300	.556	651	56	315-1	32	153	817	3.9

**Travis Outlaw** #25 6-9 218 b. 9/18/84 Starkville HS

**Acquired:** Drafted 1st round, 23rd pick, 2003. **Departed:** Traded to L.A. Clippers with Steve Blake and cash considerations for Marcus Camby, 2/16/10.

	GP	MIN	FG	FGA	Pct.	3FG	3AT	Pct.	FT	FTA	Pct.	REB	AST	PF-DQ	ST	BL	PTS	Avg.
2003-04	8	19	3	7	.429	0	0	---	2	4	.500	4	1	1-0	1	0	8	1.0
2004-05	59	793	133	267	.498	4	10	.400	49	75	.653	121	35	77-0	30	40	319	5.4
2005-06	69	1153	162	368	.440	14	53	.264	62	89	.697	189	34	112-0	31	46	400	5.8
2006-07	67	1532	246	567	.434	10	37	.270	143	181	.790	217	52	150-1	61	74	645	9.6
2007-08	82	2186	417	964	.433	40	101	.396	218	294	.741	376	106	173-0	59	63	1092	13.3
2008-09	81	2246	385	850	.453	89	236	.377	175	242	.723	331	83	168-0	47	57	1034	12.8
2009-10	11	231	38	101	.376	12	31	.387	21	24	.875	38	8	13-0	7	8	109	9.9
Portland	377	8160	1384	3124	.443	169	468	.361	670	909	.737	1276	319	694-1	236	288	3607	9.6

## FORMER TRAIL BLAZERS



**CLYDE DREXLER - 1983-1995**  
Four-time All-NBA selection



**TERRY PORTER - 1986-1995**  
All-time assists leader, second in scoring

**Tom Owens** #25 6-10 220 b. 6/28/49 South Carolina '71

**Acquired:** Acquired from Houston or Robin Jones and cash, 8/10/77. **Departed:** Traded to Indiana for 1984 1st round draft pick (Sam Bowie), 6/5/81.

	GP	MIN	FG	FGA	Pct.	3FG	3AT	Pct.	FT	FTA	Pct.	REB	AST	PF-DQ	ST	BL	PTS	Avg.
1977-78	82	1714	313	639	.490	—	—	—	206	278	.741	541	160	263-7	33	37	832	10.1
1978-79	82	2791	600	1095	.548	—	—	—	320	403	.794	740	301	329-15	59	58	1520	18.5
1979-80	76	2337	518	1008	.514	1	2	.500	213	283	.753	573	194	270-5	45	53	1250	16.4
1980-81	79	1843	322	630	.511	0	4	.000	191	250	.764	456	140	273-10	36	47	835	10.6
<b>Portland</b>	<b>319</b>	<b>8685</b>	<b>1753</b>	<b>3372</b>	<b>.520</b>	<b>1</b>	<b>6</b>	<b>.167</b>	<b>930</b>	<b>1214</b>	<b>.766</b>	<b>2310</b>	<b>795</b>	<b>1135-37</b>	<b>173</b>	<b>195</b>	<b>4437</b>	<b>13.9</b>

**Robert Pack** #14 6-2 180 b. 2/3/69 USC '91

**Acquired:** Signed as free agent, 9/16/91. **Departed:** Traded to Denver for 1993 2nd round draft pick, reacquired by Portland (Kevin Thompson), 10/23/92.

	GP	MIN	FG	FGA	Pct.	3FG	3AT	Pct.	FT	FTA	Pct.	REB	AST	PF-DQ	ST	BL	PTS	Avg.
1991-92	72	894	115	272	.423	0	10	.000	102	127	.803	97	140	101-0	40	4	332	4.6

**Ruben Patterson** #21 6-5 231 b. 7/31/75 Cincinnati '98

**Acquired:** Signed as a free agent, 8/2/01. **Departed:** Traded to Denver as part of a four-team, nine-player deal, 2/23/06.

	GP	MIN	FG	FGA	Pct.	3FG	3AT	Pct.	FT	FTA	Pct.	REB	AST	PF-DQ	ST	BL	PTS	Avg.
2001-02	75	1765	319	619	.515	9	36	.250	192	274	.701	298	107	140-1	79	37	839	11.2
2002-03	78	1655	254	516	.492	3	20	.150	138	220	.627	264	101	161-0	73	29	649	8.3
2003-04	73	1651	200	395	.506	2	12	.167	105	190	.553	268	139	152-0	84	21	507	6.9
2004-05	70	1957	319	601	.531	2	25	.080	169	282	.599	273	138	164-0	106	21	809	11.4
2005-06	45	1056	188	379	.496	0	7	.000	138	226	.611	154	60	79-0	42	12	514	11.4
<b>Portland</b>	<b>341</b>	<b>8084</b>	<b>1280</b>	<b>2510</b>	<b>.510</b>	<b>16</b>	<b>100</b>	<b>.160</b>	<b>742</b>	<b>1192</b>	<b>.622</b>	<b>1257</b>	<b>545</b>	<b>696-1</b>	<b>384</b>	<b>120</b>	<b>3318</b>	<b>9.7</b>

**Sasha Pavlovic** #3 6-7 235 b. 11/15/83 Montenegro

**Acquired:** Acquired from Boston along with two second round draft picks, with Jon Diebler going to Houston as part of a three-team trade, 7/20/12. **Departed:** Waived, 7/6/13.

	GP	MIN	FG	FGA	Pct.	3FG	3AT	Pct.	FT	FTA	Pct.	REB	AST	PF-DQ	ST	BL	PTS	Avg.
2012-13	39	528	42	119	.353	18	60	.300	1	6	.167	56	32	59-0	14	5	103	2.6

**Jim Paxson** #4 6-6 210 b. 7/9/57 Dayton '79

**Acquired:** Drafted 1st round, 12th pick, 1979. **Departed:** Traded to Boston for Jerry Sichting and cash, 2/23/88.

	GP	MIN	FG	FGA	Pct.	3FG	3AT	Pct.	FT	FTA	Pct.	REB	AST	PF-DQ	ST	BL	PTS	Avg.
1979-80	72	1270	189	460	.411	1	22	.045	64	90	.711	109	144	97-0	48	5	443	6.2
1980-81	79	2701	585	1092	.536	2	30	.067	182	248	.734	211	299	172-1	140	9	1354	17.1
1981-82	82	2756	662	1258	.526	8	35	.229	220	287	.767	221	276	159-0	129	12	1552	18.9
1982-83	81	2740	682	1323	.515	4	25	.160	388	478	.812	174	231	160-0	140	17	1756	21.7
1983-84	81	2686	680	1322	.514	17	59	.288	345	410	.814	173	251	165-0	122	10	1722	21.3
1984-85	68	2253	508	988	.514	6	39	.154	196	248	.790	222	264	115-0	101	5	1218	17.9
1985-86	75	1931	372	792	.470	20	62	.323	217	244	.889	148	278	156-3	94	5	981	13.1
1986-87	72	1798	337	733	.460	26	98	.265	174	216	.806	139	237	134-0	76	12	874	12.1
1987-88	17	263	43	107	.402	3	8	.375	14	18	.778	18	27	29-0	7	1	103	6.1
<b>Portland</b>	<b>627</b>	<b>18398</b>	<b>4058</b>	<b>8075</b>	<b>.503</b>	<b>87</b>	<b>378</b>	<b>.230</b>	<b>1800</b>	<b>2239</b>	<b>.804</b>	<b>1415</b>	<b>2007</b>	<b>1187-4</b>	<b>857</b>	<b>76</b>	<b>10003</b>	<b>16.0</b>

## FORMER TRAIL BLAZERS

**Jeff Pendergraph** #31 6-9 240 b. 4/29/87 Arizona State '09

**Acquired:** Traded by Sacramento for Sergio Rodriguez, the draft rights to Jon Brockman (38th overall pick) and cash considerations, 6/25/09. **Departed:** Waived, 10/25/10.

	GP	MIN	FG	FGA	Pct.	3FG	3AT	Pct.	FT	FTA	Pct.	REB	AST	PF-DQ	ST	BL	PTS	Avg.
2009-10	39	405	43	65	.662	0	0	.000	18	20	.900	98	1	76-0	7	16	104	2.7

**Will Perdue** #55 7-0 240 b. 8/29/65 Vanderbilt '88

**Acquired:** Signed as free agent, 9/13/00. **Departed:** Traded to Los Angeles Clippers for draft rights to Doren Sheffer, 10/29/01.

	GP	MIN	FG	FGA	Pct.	3FG	3AT	Pct.	FT	FTA	Pct.	REB	AST	PF-DQ	ST	BL	PTS	Avg.
2000-01	13	58	6	9	.667	0	0	.000	2	4	.500	18	2	8-0	3	2	14	1.1

**Wesley Person** #7 6-6 200 b. 3/28/71 Auburn '94

**Acquired:** Traded by Memphis with 2004 1st round draft pick (Sergei Monia) and cash considerations for Bonzi Wells, 12/3/03. **Departed:** Traded with Rasheed Wallace to Atlanta in exchange for Shareef Abdur-Rahim, Dan Dickau and Theo Ratliff, 2/9/04.

	GP	MIN	FG	FGA	Pct.	3FG	3AT	Pct.	FT	FTA	Pct.	REB	AST	PF-DQ	ST	BL	PTS	Avg.
2003-04	33	621	80	168	.476	36	76	.474	19	25	.760	74	38	22-0	11	6	215	6.5

**Geoff Petrie** #45 6-5 195 b. 4/1/48 Princeton '70

**Acquired:** Drafted 1st round, 8th pick, 1970. **Departed:** Traded with Steve Hawes to Atlanta for 2nd pick (Maurice Lucas) in ABA dispersal draft, 8/5/76.

	GP	MIN	FG	FGA	Pct.	3FG	3AT	Pct.	FT	FTA	Pct.	REB	AST	PF-DQ	ST	BL	PTS	Avg.
1970-71	82	3032	784	1770	.443	—	—	—	463	600	.772	280	390	196-1	—	—	2031	24.8
1971-72	60	2155	465	1115	.417	—	—	—	202	256	.789	133	248	108-0	—	—	1132	18.9
1972-73	79	3134	836	1801	.464	—	—	—	298	383	.778	273	350	163-2	—	—	1970	24.9
1973-74	73	2800	740	1537	.481	—	—	—	291	341	.853	208	315	199-2	84	15	1771	24.3
1974-75	80	3109	602	1319	.456	—	—	—	261	311	.839	209	424	215-1	81	13	1465	18.3
1975-76	72	2557	543	1177	.461	—	—	—	277	334	.829	168	330	194-0	82	5	1363	18.9
Portland	446	16787	3970	8719	.455	—	—	—	1792	2225	.805	1271	2057	1075-6	247	33	9732	21.8

**Drazen Petrovic** #44 6-5 195 b. 10/22/64, Croatia

**Acquired:** Drafted 3rd round, 60th pick, 1986. **Departed:** Traded to New Jersey for 1992 1st round draft pick, 1/23/91 (Portland traded draft pick to Denver---Bryant Stith---for Walter Davis).

	GP	MIN	FG	FGA	Pct.	3FG	3AT	Pct.	FT	FTA	Pct.	REB	AST	PF-DQ	ST	BL	PTS	Avg.
1989-90	77	967	207	427	.485	34	74	.459	135	160	.844	111	116	134-0	23	2	583	7.6
1990-91	18	133	32	71	.451	1	6	.167	15	22	.682	18	20	21-0	6	0	80	4.4
Portland	95	1100	239	498	.480	35	80	.438	150	182	.824	129	136	155-0	29	2	663	7.0

**Tom Piotrowski** #54 7-1 240 b. 10/17/60 LaSalle '83

**Acquired:** Drafted 3rd round, 62nd pick, 1983. **Departed:** Waived, 9/26/84.

	GP	MIN	FG	FGA	Pct.	3FG	3AT	Pct.	FT	FTA	Pct.	REB	AST	PF-DQ	ST	BL	PTS	Avg.
1983-84	18	78	12	26	.462	0	0	.000	6	6	1.000	16	5	22-0	1	3	30	1.7



**BUCK WILLIAMS - 1989-1996**  
Three-time All-NBA Defensive Team



**JEROME KERSEY - 1984-1995**  
4th all-time in points, 2nd in rebounds

# FORMER TRAIL BLAZERS

## Scottie Pippen

#33 6-8 228 b. 9/25/65 Central Arkansas '87

**Acquired:** Traded by Houston to Portland for Stacey Augmon, Kelvin Cato, Ed Gray, Carlos Rogers, Brian Shaw and Walt Williams, 10/2/99. **Departed:** Became unrestricted free agent, 7/1/03.

	GP	MIN	FG	FGA	Pct.	3FG	3AT	Pct.	FT	FTA	Pct.	REB	AST	PF-DQ	ST	BL	PTS	Avg.
1999-00	82	2749	388	860	.451	82	263	.327	160	223	.717	513	406	208-0	117	41	1022	12.5
2000-01	64	2133	269	596	.451	64	186	.344	119	161	.739	333	294	158-2	94	35	721	11.3
2001-02	62	1996	246	599	.411	54	177	.305	113	146	.774	321	363	162-3	101	35	659	10.6
2002-03	64	1911	265	597	.444	38	133	.286	121	148	.818	278	285	149-0	105	25	689	10.8
Portland	272	8789	1168	2652	.440	242	759	.319	513	678	.757	1445	1348	677-5	417	136	3091	11.4

## Mason Plumlee

#24 6-11 255 b. 3/5/90 Duke '13

**Acquired:** Traded by Brooklyn with the draft rights to Pat Connaughton in exchange for Steve Blake and the draft rights to Rondae Hollis-Jefferson, 6/25/15. **Departed:** Traded to Denver with a 2018 second round pick and cash considerations for Jusuf Nurkic and a 2017 first round pick, 2/13/17.

	GP	MIN	FG	FGA	Pct.	3FG	3AT	Pct.	FT	FTA	Pct.	REB	AST	PF-DQ	ST	BL	PTS	Avg.
2015-16	82	2084	267	517	.516	0	4	.000	215	335	.642	628	226	253-4	68	85	749	9.1
2016-17	54	1516	235	442	.532	0	5	.000	127	224	.567	432	214	149-3	50	63	597	11.1
Portland	136	3600	502	959	.523	0	9	.000	342	559	.612	1061	440	402-7	118	148	1346	9.9

## Terry Porter

#30 6-3 195 b. 4/8/63 Wis.-Stevens Point '85

**Acquired:** Drafted 1st round, 24th selection, 1985. **Departed:** Became an unrestricted free agent, 7/1/95.

	GP	MIN	FG	FGA	Pct.	3FG	3AT	Pct.	FT	FTA	Pct.	REB	AST	PF-DQ	ST	BL	PTS	Avg.
1985-86	79	1214	212	447	.474	13	42	.310	125	155	.806	117	198	136-0	81	1	562	7.1
1986-87	80	2714	376	770	.488	13	60	.217	280	334	.838	337	715	192-0	159	9	1045	13.1
1987-88	82	2991	462	890	.519	24	69	.348	274	324	.846	378	831	204-1	150	16	1222	14.9
1988-89	81	3102	540	1146	.471	79	219	.361	272	324	.840	367	770	187-1	146	8	1431	17.7
1989-90	80	2781	448	969	.462	89	238	.374	421	472	.892	272	726	150-0	151	4	1406	17.6
1990-91	81	2665	486	944	.515	130	313	.415	279	339	.823	282	649	151-2	158	12	1381	17.0
1991-92	82	2784	521	1129	.461	128	324	.395	315	368	.856	255	477	155-1	127	12	1485	18.1
1992-93	81	2883	503	1108	.454	143	345	.414	327	388	.843	316	419	122-0	101	10	1476	18.2
1993-94	77	2074	348	836	.416	110	282	.390	204	234	.872	215	401	132-0	79	18	1010	13.1
1994-95	35	770	105	267	.393	44	114	.386	58	82	.707	81	133	60-0	30	2	312	8.9
Portland	758	23978	4001	8506	.470	773	2006	.385	2555	3020	.846	2620	5319	1489-5	1182	92	11330	14.9

## Ronnie Price

#24 6-2 190 b. 6/21/83 Utah Valley '05

**Acquired:** Signed as a free agent, 7/18/12. **Departed:** Waived, 2/21/13.

	GP	MIN	FG	FGA	Pct.	3FG	3AT	Pct.	FT	FTA	Pct.	REB	AST	PF-DQ	ST	BL	PTS	Avg.
2012-13	39	510	39	120	.325	10	39	.256	17	24	.708	44	73	61-1	26	3	105	2.7

## Joel Przybilla

#10 7-1 259 b. 10/10/79 Minnesota '00

**Acquired:** Signed as a free agent, 8/25/04. **Departed:** Traded to Charlotte with Dante Cunningham, Sean Marks and two conditional first round picks for Gerald Wallace, 2/24/11. **Acquired:** Signed as a free agent, 2/27/12. **Departed:** Became a free agent, 7/1/12.

	GP	MIN	FG	FGA	Pct.	3FG	3AT	Pct.	FT	FTA	Pct.	REB	AST	PF-DQ	ST	BL	PTS	Avg.
2004-05	76	1858	199	333	.598	0	0	---	90	174	.517	588	74	239-1	24	163	488	6.4
2005-06	56	1395	131	239	.548	0	0	---	82	154	.533	391	43	149-1	20	130	344	6.1
2006-07	43	701	37	78	.474	0	0	---	10	27	.370	168	12	124-0	10	67	84	2.0
2007-08	77	1819	144	250	.576	0	1	.000	83	122	.680	649	27	234-1	13	93	371	4.8
2008-09	82	1952	168	269	.625	0	1	.000	112	169	.663	717	27	215-0	34	97	448	5.5
2009-10	30	681	45	86	.523	0	0	---	33	51	.647	238	8	95-2	8	43	123	4.1
2010-11	31	445	21	34	.618	0	0	---	13	23	.565	121	13	63-0	5	14	55	1.8
2011-12	27	449	22	48	.568	0	0	---	11	18	.611	138	6	66-0	4	16	55	2.0
Portland	422	9300	767	1337	.574	0	2	.000	434	738	.588	3010	210	1185-5	118	623	1968	4.7

## Tim Quarterman

#55 6-6 190 b. 10/27/94 LSU '16

**Acquired:** Signed as a free agent, 7/25/16. **Departed:** Traded to Houston in exchange for cash considerations, 6/28/17.

	GP	MIN	FG	FGA	Pct.	3FG	3AT	Pct.	FT	FTA	Pct.	REB	AST	PF-DQ	ST	BL	PTS	Avg.
2016-17	16	80	13	29	.448	5	13	.385	0	3	.000	14	11	6-0	2	3	31	1.9

## Shavlik Randolph

#42 6-10 240 b. 11/24/83 Duke '06

**Acquired:** Signed as a free agent, 9/25/08. **Departed:** Became a free agent, 7/1/09. **Acquired:** Signed as a free agent, 12/30/09. **Departed:** Became a free agent, 1/18/10.

	GP	MIN	FG	FGA	Pct.	3FG	3AT	Pct.	FT	FTA	Pct.	REB	AST	PF-DQ	ST	BL	PTS	Avg.
2008-09	10	37	8	13	.615	1	11	.091	1	4	.250	18	0	4-0	0	1	18	1.8
2009-10	3	6	1	3	.333	0	0	---	2	21	.000	1	1	0-0	0	0	4	1.3
Portland	13	43	9	16	.563	1	11	.091	3	6	.500	19	1	4-0	0	1	22	1.7

Zach Randolph		#50	6-9	255	b. 7/16/81	Michigan State '00												
<b>Acquired:</b> Drafted 1st round, 19th pick, 2000. <b>Departed:</b> Traded with Freddy Jones and Dan Dickau to New York in exchange for Channing Frye and Steve Francis, 6/28/07.																		
	GP	MIN	FG	FGA	Pct.	3FG	3AT	Pct.	FT	FTA	Pct.	REB	AST	PF-DQ	ST	BL	PTS	Avg.
2001-02	41	238	48	107	.449	0	0	---	18	27	.667	69	13	29-0	7	4	114	2.8
2002-03	77	1301	264	515	.485	0	5	0.000	122	161	.758	343	41	141-0	42	14	650	8.4
2003-04	81	3067	663	1368	.482	1	5	2.000	299	393	.761	851	163	227-0	68	41	1626	20.1
2004-05	46	1603	332	741	.448	0	6	0.000	207	254	.815	442	86	112-3	34	17	871	18.9
2005-06	74	2545	536	1229	.436	16	55	.291	245	343	.714	592	144	185-1	57	14	1333	18.0
2006-07	68	2425	600	1286	.467	14	48	.292	394	481	.819	688	147	184-1	53	15	1608	23.6
Portland	387	11179	2443	5246	.466	31	119	.261	1285	1659	.775	2985	594	878-5	261	105	6202	16.0

Kelvin Ransey		#14	6-2	180	b. 5/3/58	Ohio State '80												
<b>Acquired:</b> 1980 draft rights traded by Chicago with one 1st round draft pick (Darnell Valentine) to Portland for Cleveland's 1981 1st round draft pick (Al Wood) and rights to Ronnie Lester. <b>Departed:</b> Traded to Dallas for Wayne Cooper and Boston's 1985 1st round draft pick (Terry Porter), 6/22/82.																		
	GP	MIN	FG	FGA	Pct.	3FG	3AT	Pct.	FT	FTA	Pct.	REB	AST	PF-DQ	ST	BL	PTS	Avg.
1980-81	80	2431	525	1162	.452	3	31	.097	164	219	.749	195	555	201-1	88	9	1217	15.2
1981-82	78	2418	504	1095	.460	3	38	.079	242	318	.761	186	555	169-1	97	4	1253	16.1
<b>Portland</b>	<b>158</b>	<b>4849</b>	<b>1029</b>	<b>2257</b>	<b>.456</b>	<b>6</b>	<b>69</b>	<b>.087</b>	<b>406</b>	<b>537</b>	<b>.756</b>	<b>381</b>	<b>1110</b>	<b>370-2</b>	<b>185</b>	<b>13</b>	<b>2470</b>	<b>15.6</b>

Theo Ratliff		#42	6-10	230	b. 4/17/73	Wyoming '95												
<b>Acquired:</b> Traded by Atlanta with Shareef Abdur-Rahim and Dan Dickau for Rasheed Wallace and Westley Person, 2/9/04. <b>Departed:</b> Traded to Boston with Sebastian Telfair and a 2008 2nd round pick for Raef LaFrentz, Dan Dickau and the draft rights to Randy Foye, 6/28/06.																		
	GP	MIN	FG	FGA	Pct.	3FG	3AT	Pct.	FT	FTA	Pct.	REB	AST	PF-DQ	ST	BL	PTS	Avg.
2003-04	32	1016	95	176	.540	0	0	---	44	70	.629	233	20	111-1	24	141	234	7.3
2004-05	63	1731	115	257	.447	0	0	---	74	107	.692	331	34	183-4	23	158	304	4.8
2005-06	55	1301	108	189	.571	0	0	---	54	83	.651	279	28	143-1	18	88	270	4.9
Portland	150	4048	318	622	.511	0	0	---	172	260	.662	843	82	437-6	65	387	808	5.4

Robert Reid		#50	6-8	215	b. 8/30/55	St. Mary's (TX) '77												
<b>Acquired:</b> Traded by Charlotte for Richard Anderson, 10/17/89. <b>Departed:</b> Waived, 12/6/89.																		
	GP	MIN	FG	FGA	Pct.	3FG	3AT	Pct.	FT	FTA	Pct.	REB	AST	PF-DQ	ST	BL	PTS	Avg.
1989-90	12	85	13	33	.394	1	3	.333	4	8	.500	8	8	17-0	2	2	31	2.6

Jeremy Richardson																	#3	6-7	190	b. 2/11/83	Delta State '06
<b>Acquired:</b> Signed to a 10-day contract, 3/2/07.																	<b>Departed:</b> Declined to re-sign, 3/11/07.				
	GP	MIN	FG	FGA	Pct.	3FG	3AT	Pct.	FT	FTA	Pct.	REB	AST	PF-DQ	ST	BL	PTS	Avg.			
2006-07	1	1	0	0	---	0	0	---	0	0	---	0	0	0-0	0	0	0	0.0			

Isaiah Rider

#34 6-5 215 b. 3/12/71 UNLV '93

Acquired: Traded by Minnesota in exchange for James Robinson, Bill Curley and a conditional 1st round draft pick, 7/23/96. Departed: Traded to Atlanta for Steve Smith and Ed Gray, 8/2/99.

	GP	MIN	FG	FGA	Pct.	3FG	3AT	Pct.	FT	FTA	Pct.	REB	AST	PF-DQ	ST	BL	PTS	Avg.
1996-97	76	2563	456	983	.464	99	257	.385	212	261	.812	304	198	199-2	45	19	1223	16.1
1997-98	74	2786	551	1302	.423	135	420	.321	221	267	.828	346	231	188-1	55	19	1458	19.7
1998-99	47	1385	249	605	.412	42	111	.378	111	147	.755	196	104	100-0	25	9	651	13.9
Portland	197	6734	1256	2890	.434	276	788	.350	544	675	.805	846	533	487-3	125	47	3332	16.9

Rick Roberson			#30	6-9	235	b. 7/7/47	Cincinnati '69											
<b>Acquired:</b> Traded by Cleveland with John Johnson and Los Angeles' 1973 1st round draft pick (Barry Parkhill) for two 1973 draft picks (1st—Jim Brewer and 3rd—Jim O'Brien), 4/24/73. <b>Departed:</b> Traded to New Orleans for Barry Clemens, Kansas City's 1976 2nd round draft pick (Major Jones) and cash, 9/16/74.																		
	GP	MIN	FG	FGA	Pct.	3FG	3AT	Pct.	FT	FTA	Pct.	REB	AST	PF-DQ	ST	BL	PTS	Avg.
1973-74	69	2060	364	797	.457	—	—	—	205	316	.649	701	133	252-4	65	55	933	13.5

Clifford Robinson		#3	6-10	225	b. 12/16/66	Connecticut '89												
<b>Acquired:</b> Drafted 1st round, 36th pick, 1989. <b>Departed:</b> Became restricted free agent, 7/1/97; Portland renounced rights, 8/23/97.																		
	GP	MIN	FG	FGA	Pct.	3FG	3AT	Pct.	FT	FTA	Pct.	REB	AST	PF-DQ	ST	BL	PTS	Avg.
1989-90	82	1565	298	751	.397	12	44	.273	138	251	.550	308	72	226-4	53	53	746	9.1
1990-91	82	1940	373	806	.463	6	19	.316	205	314	.653	349	151	263-2	78	76	957	11.7
1991-92	82	2124	398	854	.466	1	11	.091	219	330	.664	416	137	274-11	84	107	1016	12.4
1992-93	82	2575	632	1336	.473	19	77	.247	287	416	.690	542	182	287-8	98	163	1570	19.1
1993-94	82	2853	641	1404	.457	13	53	.245	352	460	.765	550	159	263-0	118	111	1647	20.1
1994-95	75	2725	597	1320	.452	142	383	.371	265	382	.694	423	198	240-3	79	82	1601	21.3
1995-96	78	2980	553	1306	.423	178	471	.378	360	542	.664	444	190	248-3	86	68	1644	21.1
1996-97	81	3077	444	1053	.426	121	350	.346	215	309	.696	321	261	251-6	99	66	1224	15.1
<b>Portland</b>	<b>644</b>	<b>19839</b>	<b>3936</b>	<b>8820</b>	<b>.446</b>	<b>492</b>	<b>1408</b>	<b>.349</b>	<b>2041</b>	<b>3004</b>	<b>.679</b>	<b>3352</b>	<b>1350</b>	<b>2052-37</b>	<b>696</b>	<b>726</b>	<b>10405</b>	<b>16.2</b>

## FORMER TRAIL BLAZERS

**James Robinson** #26 6-2 180 b. 8/31/70 Alabama '89  
**Acquired:** Drafted 1st round, 21st pick, 1993. **Departed:** Traded to Minnesota with Bill Curley and a 1997 1st round draft pick (Paul Grant) for Isaiah Rider, 7/23/96.

	GP	MIN	FG	FGA	Pct.	3FG	3AT	Pct.	FT	FTA	Pct.	REB	AST	PF-DQ	ST	BL	PTS	Avg.
1993-94	58	673	104	285	.365	23	73	.315	45	67	.672	78	68	69-0	30	15	276	4.8
1994-95	71	1539	255	624	.409	76	223	.341	65	110	.591	132	180	142-0	48	13	651	9.2
1995-96	76	1627	229	574	.399	102	284	.359	89	135	.659	157	159	146-0	34	25	649	8.5
<b>Portland</b>	<b>205</b>	<b>3839</b>	<b>588</b>	<b>1483</b>	<b>.396</b>	<b>201</b>	<b>580</b>	<b>.347</b>	<b>199</b>	<b>312</b>	<b>.638</b>	<b>367</b>	<b>407</b>	<b>357-0</b>	<b>112</b>	<b>53</b>	<b>1576</b>	<b>7.7</b>

**Rumeal Robinson** #21 6-2 195 b. 12/13/66 Michigan '90  
**Acquired:** Signed as a free agent, 1/10/96. **Departed:** Became an unrestricted free agent, 7/1/96. Portland renounced its rights, 7/23/96. **Acquired:** Signed to a 10-day contract, 2/24/97; Signed to a second 10-day contract, 3/4/97. **Departed:** Became an unrestricted free agent, 7/1/97; Portland renounced its rights, 8/23/97.

	GP	MIN	FG	FGA	Pct.	3FG	3AT	Pct.	FT	FTA	Pct.	REB	AST	PF-DQ	ST	BL	PTS	Avg.
1995-96	43	715	92	221	.416	30	79	.380	33	51	.647	78	142	79-1	35	14	247	5.7
1996-97	27	295	33	82	.402	9	23	.391	20	23	.870	30	52	40-0	18	27	95	3.5
<b>Portland</b>	<b>70</b>	<b>1010</b>	<b>125</b>	<b>303</b>	<b>.413</b>	<b>39</b>	<b>102</b>	<b>.382</b>	<b>53</b>	<b>74</b>	<b>.116</b>	<b>108</b>	<b>194</b>	<b>119-1</b>	<b>53</b>	<b>41</b>	<b>342</b>	<b>4.9</b>

**Thomas Robinson** #41 6-10 237 b. 3/17/91 Kansas '12  
**Acquired:** Traded by Houston in exchange for the NBA rights to Kostas Papanikolaou and Marko Todorovic, and two future 2nd round picks, 7/10/13. **Departed:** Traded with Will Barton, Victor Claver and a 2016 1st round pick (lottery protected) in exchange for Arron Afflalo and Alonzo Gee, 2/19/15.

	GP	MIN	FG	FGA	Pct.	3FG	3AT	Pct.	FT	FTA	Pct.	REB	AST	PF-DQ	ST	BL	PTS	Avg.
2013-14	70	873	141	293	.481	0	1	.000	57	101	.564	307	34	131-0	23	20	339	4.8
2014-15	32	391	47	91	.516	0	0	---	21	48	.438	133	9	16-0	16	11	115	3.6
<b>Portland</b>	<b>102</b>	<b>1264</b>	<b>188</b>	<b>384</b>	<b>.490</b>	<b>0</b>	<b>1</b>	<b>.000</b>	<b>78</b>	<b>149</b>	<b>.523</b>	<b>440</b>	<b>43</b>	<b>185</b>	<b>39</b>	<b>31</b>	<b>454</b>	<b>4.5</b>

**Sergio Rodriguez** #11 6-3 176 b. 6/12/86 Spain  
**Acquired:** Traded by Phoenix for cash considerations, 6/28/06. **Departed:** Traded to Sacramento with the draft rights to the 38th pick (Jon Brockman) and cash considerations for the 31st pick (Jeff Pendergraph), 6/25/09.

	GP	MIN	FG	FGA	Pct.	3FG	3AT	Pct.	FT	FTA	Pct.	REB	AST	PF-DQ	ST	BL	PTS	Avg.
2006-07	67	862	101	239	.423	24	85	.282	21	26	.808	91	218	262-0	35	2	247	3.7
2007-08	72	628	69	196	.352	17	58	.293	25	38	.658	58	123	57-0	24	0	180	2.5
2008-09	80	1225	129	329	.392	37	114	.325	61	77	.792	130	286	133-0	54	2	356	4.5
<b>Portland</b>	<b>285</b>	<b>3763</b>	<b>466</b>	<b>1115</b>	<b>.418</b>	<b>110</b>	<b>348</b>	<b>.316</b>	<b>175</b>	<b>234</b>	<b>.748</b>	<b>368</b>	<b>839</b>	<b>346-0</b>	<b>163</b>	<b>9</b>	<b>1217</b>	<b>4.3</b>

**Carlos Rogers** #4 6-11 220 b. 2/6/71 Tennessee State '94  
**Acquired:** Traded from Toronto with Damon Stoudamire and Walt Williams for Kenny Anderson, Gary Trent and Alvin Williams plus two 1st round draft picks (Bryce Drew, Mirsad Turkan) and one 2nd round draft pick (Tyson Wheeler), 2/13/97. **Departed:** Traded to Houston with Stacey Augmon, Kelvin Cato, Ed Gray, Brian Shaw and Walt Williams for Scottie Pippen, 10/2/99.

	GP	MIN	FG	FGA	Pct.	3FG	3AT	Pct.	FT	FTA	Pct.	REB	AST	PF-DQ	ST	BL	PTS	Avg.
1997-98	3	25	2	4	.500	0	1	.000	0	0	.000	2	2	1-0	1	0	4	1.3
1998-99	2	8	2	2	1.000	0	0	.000	1	4	.250	1	1	2-0	0	0	5	2.5
<b>Portland</b>	<b>5</b>	<b>33</b>	<b>4</b>	<b>6</b>	<b>.667</b>	<b>0</b>	<b>1</b>	<b>.000</b>	<b>1</b>	<b>4</b>	<b>.250</b>	<b>3</b>	<b>3</b>	<b>3-0</b>	<b>1</b>	<b>0</b>	<b>9</b>	<b>1.9</b>

**Ron Rowan** #11 6-5 200 b. 4/23/63 St. John's '86  
**Acquired:** Signed as free agent, 3/15/87. **Departed:** Became free agent, 7/1/87.

	GP	MIN	FG	FGA	Pct.	3FG	3AT	Pct.	FT	FTA	Pct.	REB	AST	PF-DQ	ST	BL	PTS	Avg.
1986-87	7	16	4	9	.444	1	11	.091	3	4	.750	1	1	1-0	4	0	12	1.7

**Brandon Roy** #7 6-6 210 b. 7/23/84 Washington '06  
**Acquired:** Traded by Minnesota for the draft rights to Randy Foye (seventh overall pick) via Boston, 6/28/06. **Departed:** Waived as team's amnesty player, 12/15/10.

	GP	MIN	FG	FGA	Pct.	3FG	3AT	Pct.	FT	FTA	Pct.	REB	AST	PF-DQ	ST	BL	PTS	Avg.
2006-07	57	2015	349	765	.456	55	146	.377	202	241	.838	250	230	139-1	67	10	955	16.8
2007-08	74	2792	531	1170	.454	73	215	.340	281	373	.753	348	430	147-1	79	16	1416	19.1
2008-09	78	2903	633	1318	.480	83	220	.377	416	505	.824	370	400	127-1	88	22	1765	22.6
2009-10	65	2419	491	1038	.473	73	221	.330	343	440	.780	285	305	136-0	61	16	1398	21.5
2010-11	47	1310	209	523	.400	38	114	.333	117	138	.848	121	129	76-0	37	12	573	12.2
<b>Portland</b>	<b>321</b>	<b>11439</b>	<b>2213</b>	<b>4814</b>	<b>.460</b>	<b>322</b>	<b>916</b>	<b>.352</b>	<b>1359</b>	<b>1697</b>	<b>.801</b>	<b>1374</b>	<b>1494</b>	<b>625-3</b>	<b>332</b>	<b>76</b>	<b>6107</b>	<b>19.0</b>

**Delaney Rudd** #11 6-2 195 b. 11/8/62 Wake Forest '85  
**Acquired:** Signed as free agent, 1/2/93. **Departed:** Became free agent, 7/1/93.

	GP	MIN	FG	FGA	Pct.	3FG	3AT	Pct.	FT	FTA	Pct.	REB	AST	PF-DQ	ST	BL	PTS	Avg.
1992-93	15	95	7	36	.194	1	11	.091	11	14	.786	9	17	7-0	1	0	26	1.7

**Michael Ruffin** #51 6-8 248 b. 1/21/77 Tulsa '99  
**Acquired:** Traded as part of a three-team trade for Ike Diogu, 2/18/09. **Departed:** Became a free agent, 7/1/09.

	GP	MIN	FG	FGA	Pct.	3FG	3AT	Pct.	FT	FTA	Pct.	REB	AST	PF-DQ	ST	BL	PTS	Avg.
2008-09	11	35	2	7	.286	0	0	.000	2	21	.000	11	0	7-0	3	1	6	0.5

## FORMER TRAIL BLAZERS

**Arvydas Sabonis** #11 7-3 292 b. 12/19/64 Lithuania

**Acquired:** Drafted 1st round, 24th pick, 1986. **Departed:** Became an unrestricted free agent, 7/1/01. **Acquired:** Signed as a free agent, 9/23/02. **Departed:** Became unrestricted free agent, 7/1/03.

	GP	MIN	FG	FGA	Pct.	3FG	3AT	Pct.	FT	FTA	Pct.	REB	AST	PF-DQ	ST	BL	PTS	Avg.
1995-96	73	1735	394	723	.545	39	104	.375	231	305	.757	588	130	211-2	64	78	1058	14.5
1996-97	69	1762	328	658	.498	49	132	.371	223	287	.777	547	146	203-4	63	84	928	13.4
1997-98	73	2333	407	826	.493	30	115	.261	323	405	.798	729	218	267-7	65	80	1167	16.0
1998-99	50	1349	232	478	.485	7	24	.292	135	175	.771	393	119	147-2	34	63	606	12.1
1999-00	66	1688	302	598	.505	7	19	.368	167	198	.843	513	118	184-3	43	78	778	11.8
2000-01	61	1299	247	516	.479	1	15	.067	121	156	.766	331	91	137-2	40	62	616	10.1
2002-03	78	1209	172	361	.476	3	6	.500	129	164	.787	335	142	141-0	61	49	476	6.1
Portland	470	11375	2082	4160	.500	136	415	.328	1329	1690	.786	3436	964	1290-20	270	494	5629	12.0

**Tom Scheffler** #50 6-11 240 b. 10/27/54 Purdue '77

**Acquired:** Signed as free agent, 7/30/84. **Departed:** Waived, 8/5/85.

	GP	MIN	FG	FGA	Pct.	3FG	3AT	Pct.	FT	FTA	Pct.	REB	AST	PF-DQ	ST	BL	PTS	Avg.
1984-85	39	268	21	51	.412	0	0	.000	10	20	.500	76	11	48-0	8	11	52	1.3

**Luke Schenscher** #24 7-1 265 b. 12/31/82 Georgia Tech '05

**Acquired:** Signed to two 10-day contracts (3/15/07, 3/25/07) before being signed for remainder of 2006-07 season, 4/4/07. **Departed:** Free agent in 2007.

	GP	MIN	FG	FGA	Pct.	3FG	3AT	Pct.	FT	FTA	Pct.	REB	AST	PF-DQ	ST	BL	PTS	Avg.
2006-07	11	118	7	23	.304	0	0	—	5	7	.714	25	1	25-2	2	4	19	1.7

**Dale Schlueter** #54 6-10 230 b. 11/12/45 Colorado State '67

**Acquired:** Selected from San Francisco in expansion draft, 5/11/70. **Departed:** Traded to Philadelphia for Dave Wohl, 10/2/72. **Acquired:** Traded by Phoenix to Portland for 1978 4th round draft pick (Wayne Smith), 7/15/77. **Departed:** Retired, 4/24/78.

	GP	MIN	FG	FGA	Pct.	3FG	3AT	Pct.	FT	FTA	Pct.	REB	AST	PF-DQ	ST	BL	PTS	Avg.
1970-71	80	1823	257	527	.488	—	—	—	143	218	.656	629	192	265-4	—	—	657	8.2
1971-72	81	2693	353	672	.525	—	—	—	241	326	.739	860	285	277-3	—	—	947	11.7
1977-78	10	109	8	19	.421	—	—	—	9	18	.500	21	18	20-0	3	2	25	2.5
Portland	171	4625	618	1218	.507	—	—	—	393	562	.699	1510	495	562-7	3	2	1629	9.5

**Detlef Schrempf** #12 6-10 235 b. 1/21/63 Washington '85

**Acquired:** Signed as a free agent, 8/2/99. **Departed:** Retired, 7/1/01.

	GP	MIN	FG	FGA	Pct.	3FG	3AT	Pct.	FT	FTA	Pct.	REB	AST	PF-DQ	ST	BL	PTS	Avg.
1999-00	77	1662	187	433	.432	21	52	.404	179	215	.833	332	197	182-0	37	17	574	7.5
2000-01	26	397	39	95	.411	3	8	.375	23	27	.852	78	44	43-0	7	3	104	4.0
Portland	103	2059	226	528	.428	24	60	.400	202	242	.835	410	242	225-0	44	20	678	6.6



**DAMON STOUDAMIRE - 1998-2005**  
Holds club's single-game scoring record (54)



**ARVYDAS SABONIS - 1995-01, 2002-03**  
International star before joining Trail Blazers



## FORMER TRAIL BLAZERS

**Brian Shaw** #7 6-6 200 b. 4/22/66 UC-Santa Barbara '88

**Acquired:** Signed as free agent, 5/6/99. **Departed:** Traded to Houston with Stacey Augmon, Kelvin Cato, Ed Gray, Carlos Rogers and Walt Williams for Scottie Pippen, 10/2/99.

	GP	MIN	FG	FGA	Pct.	3FG	3AT	Pct.	FT	FTA	Pct.	REB	AST	PF-DQ	ST	BL	PTS	Avg.
1998-99	1	5	0	1	.000	0	0	.000	0	0	.000	1	1	0-0	0	0	0	0.0

**Mark Sibley** #11 6-2 175 b. 11/13/50 Northwestern '73

**Acquired:** Signed as free agent, 10/31/73. **Departed:** Waived, 5/30/74.

	GP	MIN	FG	FGA	Pct.	3FG	3AT	Pct.	FT	FTA	Pct.	REB	AST	PF-DQ	ST	BL	PTS	Avg.
1973-74	28	124	20	56	.357	—	—	—	6	7	.857	25	13	23-0	4	1	46	1.6

**Jerry Sichting** #14 6-1 180 b. 11/29/56 Purdue '79

**Acquired:** Traded, along with cash, by Boston to Portland for Jim Paxson, 2/23/88. **Departed:** Waived, 7/24/89.

	GP	MIN	FG	FGA	Pct.	3FG	3AT	Pct.	FT	FTA	Pct.	REB	AST	PF-DQ	ST	BL	PTS	Avg.
1987-88	28	324	49	90	.544	8	14	.571	9	11	.818	15	33	30-0	7	0	115	4.1
1988-89	25	390	46	104	.442	3	12	.250	7	8	.875	29	59	17-0	15	0	102	4.1
Portland	53	714	95	194	.490	11	26	.423	16	19	.842	44	92	47-0	22	0	217	4.1

**Brian Skinner** #54 6-9 265 b. 5/19/76 Baylor '98

**Acquired:** Traded to Portland from Sacramento as part of a four-team, nine-player trade on 2/23/06. **Departed:** Traded to Milwaukee with Steve Blake and Ha Seung-Jin for Jamaal Magloire, 7/31/06.

	GP	MIN	FG	FGA	Pct.	3FG	3AT	Pct.	FT	FTA	Pct.	REB	AST	PF-DQ	ST	BL	PTS	Avg.
2005-06	27	515	44	91	.484	—	—	—	15	29	.517	127	13	65-1	14	23	103	3.8

**Reggie Slater** #40 6-7 250 b. 8/27/70 Wyoming '92

**Acquired:** Signed as a free agent, 10/5/95. **Departed:** Waived, 12/8/95.

	GP	MIN	FG	FGA	Pct.	3FG	3AT	Pct.	FT	FTA	Pct.	REB	AST	PF-DQ	ST	BL	PTS	Avg.
1995-96	4	20	3	5	.600	0	0	.000	0	0	.000	3	0	1-0	1	2	6	1.5

**Bill Smith** #43 7-0 220 b. 2/14/49 Syracuse '71

**Acquired:** Drafted 3rd round, 42nd pick, 1971. **Departed:** Retired in 1973 because of injury.

	GP	MIN	FG	FGA	Pct.	3FG	3AT	Pct.	FT	FTA	Pct.	REB	AST	PF-DQ	ST	BL	PTS	Avg.
1971-72	22	448	72	173	.416	—	—	—	38	64	.594	135	19	73-3	—	—	182	8.3
1972-73	8	43	9	15	.600	—	—	—	5	8	.625	8	1	8-0	—	—	23	2.9
Portland	30	491	81	188	.431	—	—	—	43	72	.597	143	20	81-3	—	—	205	6.8

**Charles Smith** #7 6-4 200 b. 8/22/75 New Mexico '97

**Acquired:** Traded by San Antonio along with Amal McCaskill and Antonio Daniels for Steve Kerr, Erick Barkley and a 2003 2nd round draft pick. **Departed:** Became a free agent, 7/1/03. **Acquired:** Signed as free agent, 8/4/05. **Departed:** Traded to Denver as part of a four-team, nine-player deal, 2/23/06.

	GP	MIN	FG	FGA	Pct.	3FG	3AT	Pct.	FT	FTA	Pct.	REB	AST	PF-DQ	ST	BL	PTS	Avg.
2002-03	3	13	1	4	.250	0	1	.000	3	4	.750	0	1	3-0	1	0	5	1.7
2005-06	21	208	30	71	.423	15	37	.405	5	8	.625	16	9	27-0	5	6	80	3.8
Portland	24	211	31	75	.336	15	38	.395	8	12	.666	16	10	30-0	6	6	85	3.5

**Craig Smith** #83 6-7 265 b. 11/10/83 Boston College '06

**Acquired:** Signed as a free agent, 12/16/11. **Departed:** Became a free agent, 7/1/12.

	GP	MIN	FG	FGA	Pct.	3FG	3AT	Pct.	FT	FTA	Pct.	REB	AST	PF-DQ	ST	BL	PTS	Avg.
2011-12	47	464	59	117	.504	0	1	.000	38	53	.717	110	19	55-0	16	5	156	3.3

**Greg Smith** #4 6-5 200 b. 1/28/47 Western Kentucky '68

**Acquired:** Traded by Houston for Stan McKenzie, 10/27/72. **Departed:** Waived, 11/7/75.

	GP	MIN	FG	FGA	Pct.	3FG	3AT	Pct.	FT	FTA	Pct.	REB	AST	PF-DQ	ST	BL	PTS	Avg.
1972-73	72	1569	229	469	.488	—	—	—	75	128	.586	375	117	210-8	—	—	533	7.4
1973-74	67	878	99	228	.434	—	—	—	48	79	.608	189	78	126-1	41	6	246	3.7
1974-75	55	519	71	146	.486	—	—	—	32	48	.667	89	27	96-1	22	6	174	3.2
1975-76	1	3	0	1	.000	—	—	—	0	0	.000	0	0	2-0	0	0	0	0.0
Portland	195	2969	399	844	.473	—	—	—	155	255	.608	653	222	434-10	63	12	953	4.9

**Nolan Smith** #4 6-2 185 b. 7/25/88 Duke '11

**Acquired:** Drafted 1st round, 21st pick, 2011. **Departed:** Became an unrestricted free agent, 7/1/13.

	GP	MIN	FG	FGA	Pct.	3FG	3AT	Pct.	FT	FTA	Pct.	REB	AST	PF-DQ	ST	BL	PTS	Avg.
2011-12	44	541	67	180	.372	13	45	.289	20	28	.714	56	62	55-0	18	3	167	3.8
2012-13	40	288	42	114	.368	6	28	.214	20	28	.714	27	35	26-0	7	1	110	2.8
Portland	84	829	109	294	.371	19	73	.260	40	56	.714	83	97	81-0	25	4	277	3.3

Reggie Smith		#54		6-10	251	b. 8/21/70		TCU '92										
Acquired: Drafted 2nd round, 31st pick, 1992. Departed: Became a free agent, 7/1/94.																		
	GP	MIN	FG	FGA	Pct.	3FG	3AT	Pct.	FT	FTA	Pct.	REB	AST	PF-DQ	ST	BL	PTS	Avg.
1992-93	23	68	10	27.370	0	0.000	3	14	214	21	1	16-0	4	1	23	1.0		
1993-94	43	316	29	72.403	0	0.000	18	38	474	99	4	47-0	12	6	76	1.8		
Portland	66	384	39	99.394	0	1.000	21	52	404	120	5	63-0	16	7	99	1.5		

Steve Smith		#8		6-8	221	b. 3/31/69		Michigan State '91										
<b>Acquired:</b> Traded by Atlanta with Ed Gray for Isaiah Rider and Jim Jackson, 8/2/99. <b>Departed:</b> Traded to San Antonio in exchange for Derek Anderson, Steve Kerr and a 2003 2nd round draft pick, 7/25/01.																		
GP	MIN	FG	FGA	Pct.	3FG	3AT	Pct.	FT	FTA	Pct.	REB	AST	PF-DQ	ST	BL	PTS	Avg.	
1999-00	82	2689	420	900	467	96	241	398	289	340	850	313	209	214-0	71	31	1225	14.9
2000-01	81	2542	359	788	456	78	200	339	309	347	890	272	213	203-0	48	24	1105	13.6
Portland	163	5231	779	1688	461	174	471	369	598	687	870	585	422	417-0	119	55	2330	14.3

Willie Smith										#11	6-2	170	b. 10/26/53		Missouri '76			
Acquired: Signed as free agent, 7/31/78. Departed: Waived, 11/3/78.																		
	GP	MIN	FG	FGA	Pct.	3FG	3AT	Pct.	FT	FTA	Pct.	REB	AST	PF-DQ	ST	BL	PTS	Avg.
1978-79	13	131	23	44	523	—	—	—	12	17	706	13	17	19-0	10	1	58	4.5

Elmore Spencer

#27

7-0

270

b. 12/6/69

UNLV '92

Acquired: Signed as free agent, 1/10/96. Departed: Became restricted free agent, 7/1/96; Portland renounced rights, 7/23/96.

GP	MIN	FG	FGA	Pct.	3FG	3AT	Pct.	FT	FTA	Pct.	REB	AST	PF-DQ	ST	BL	PTS	Avg.
1995-96	11	37	5	12.417	0	0.000	4	6	6.667	9	1	4-0	0	2	14	1.3	

Larry Steele		#15	6-5	180	b. 5/5/49		Kentucky '71											
Acquired: Drafted 3rd round, 37th pick, 1971. Departed: Retired in 1981 because of injury.																		
	GP	MIN	FG	FGA	Pct.	3FG	3AT	Pct.	FT	FTA	Pct.	REB	AST	PF-DQ	ST	BL	PTS	Avg.
1971-72	72	1311	148	308	.481	—	—	—	70	97	.722	282	161	198-8	—	—	366	5.1
1972-73	66	1301	159	329	.483	—	—	—	71	89	.798	154	156	181-4	—	—	389	5.9
1973-74	81	2648	325	680	.478	—	—	—	135	171	.789	310	323	295-10	217	32	785	9.7
1974-75	76	2389	265	484	.548	—	—	—	122	146	.836	226	287	254-6	183	16	652	8.6
1975-76	81	2382	322	651	.495	—	—	—	154	203	.759	292	324	289-8	170	19	798	9.9
1976-77	81	1680	326	652	.500	—	—	—	183	227	.806	188	172	216-3	118	13	835	10.3
1977-78	65	1132	210	447	.470	—	—	—	100	122	.820	113	87	138-2	59	5	520	8.0
1978-79	72	1488	203	483	.420	—	—	—	112	136	.824	171	142	208-4	74	10	518	7.2
1979-80	16	446	62	146	.425	0	4.000	22	27	815	45	67	53-0	25	1	146	9.1	
Portland	610	14777	2020	4180	.483	0	4.000	969	1218	796	1781	1719	1832-45	846	96	5009	8.2	

Vladimir Stepania										#11	7-0	244	b. 5/8/76		Republic of Georgia				
Acquired: Signed as a free agent, 10/22/03. Departed: Waived, 12/29/04.																			
	GP	MIN	FG	FGA	Pct.	3FG	3AT	Pct.	FT	FTA	Pct.	REB	AST	PF-DQ	ST	BL	PTS	Avg.	
2003-04	42	453	43	103	.417	0	0	.000	22	36	.611	125	23	61-0	11	15	108	2.6	

Brook Steppe										#7	6-5	195	b. 11/7/59		Georgia Tech '82			
Acquired: Signed as free agent, 2/24/89. Departed: Waived, 5/3/89.																		
	GP	MIN	FG	FGA	Pct.	3FG	3AT	Pct.	FT	FTA	Pct.	REB	AST	PF-DQ	ST	BL	PTS	Avg.
1988-89	27	244	33	78.423	5	9.556	32	37	865	32	16	32-0	11	1	103	3.8		

Damon Stoudamire	#3	5-10	171	b. 9/3/73	Arizona '95													
<b>Acquired:</b> Traded from Toronto with Carlos Rogers and Walt Williams for Kenny Anderson, Gary Trent and Alvin Williams plus two 1st round picks (Portland's 1998--Mirsad Turkan and New York's 1998--Bryce Drew) and one 1998 2nd round pick (Tyson Wheeler). <b>Departed:</b> Became an unrestricted free agent, 7/1/05.																		
	GP	MIN	FG	FGA	Pct.	3FG	3AT	Pct.	FT	FTA	Pct.	REB	AST	PF-DQ	ST	BL	PTS	Avg.
1997-98	22	806	94	258	.364	26	99	.263	59	75	.787	81	181	38-0	33	2	273	12.4
1998-99	50	1673	249	629	.396	44	142	.310	89	122	.730	167	312	81-0	49	4	631	12.6
1999-00	78	2372	386	894	.432	80	212	.377	122	145	.841	243	405	173-0	77	1	974	12.5
2000-01	82	2655	406	935	.434	82	219	.374	172	207	.831	303	468	202-1	106	8	1066	13.0
2001-02	75	2796	369	918	.402	104	295	.353	174	196	.888	292	490	153-0	67	6	1016	13.5
2002-03	59	1315	156	415	.376	44	114	.386	53	67	.791	155	204	67-0	39	6	409	6.9
2003-04	82	3118	408	1018	.401	156	427	.365	127	145	.876	308	500	173-2	99	9	1099	13.4
2004-05	81	2762	457	1165	.392	181	490	.369	182	199	.915	310	458	158-0	86	2	1277	15.8
Portland	529	17497	2525	6232	.405	717	1998	.359	978	1156	.846	1859	3018	1045-3	556	38	6745	12.8

Bill Stricker										#34	6-9	210	b. 1/22/48		University of Pacific '70			
Acquired: Signed as free agent, 10/26/70. Departed: Waived, 11/16/70.																		
	GP	MIN	FG	FGA	Pct.	3FG	3AT	Pct.	FT	FTA	Pct.	REB	AST	PF-DQ	ST	BL	PTS	Avg.
1970-71	1	2	2	3	66.7	—	—	—	0	0	0.000	0	0	1-0	—	—	4	4.0

# FORMER TRAIL BLAZERS

Rod Strickland		#1	6-3	185	b. 7/11/66	DePaul '89												
<b>Acquired:</b> Signed as a free agent, 7/3/92. <b>Departed:</b> Traded with Harvey Grant to Washington for Rasheed Wallace and Mitchell Butler, 7/15/96. <b>Acquired:</b> Signed as a free agent, 3/5/01. <b>Departed:</b> Became an unrestricted free agent, 7/1/01.																		
	GP	MIN	FG	FGA	Pct.	3FG	3AT	Pct.	FT	FTA	Pct.	REB	AST	PF-DQ	ST	BL	PTS	Avg.
1992-93	78	2474	396	816	.485	4	30	.133	273	381	.717	337	559	153-1	131	24	1069	13.7
1993-94	82	2889	528	1093	.483	2	10	.200	353	471	.749	370	740	171-0	147	24	1411	17.2
1994-95	64	2267	441	946	.466	46	123	.374	283	380	.745	317	562	118-0	123	9	1211	18.9
1995-96	67	2526	471	1023	.460	38	111	.342	276	423	.652	297	640	135-2	97	16	1256	18.7
2000-01	21	351	41	98	.418	0	1	.000	15	26	.577	35	72	21-0	10	1	97	4.6
Portland	312	10507	1877	3976	.472	90	275	.327	1200	1681	.714	1356	2573	598-3	508	74	5044	16.2

Lamont Strothers		#12	6-4	195	b. 5/10/68	C. Newport '91												
<b>Acquired:</b> Traded by Golden State for 2nd round draft picks in 1995 (Tyus Edney) and 1999 (Tim Young), 6/25/91.																		
<b>Departed:</b> Waived, 11/2/92																		
GP	MIN	FG	FGA	Pct.	3FG	3AT	Pct.	FT	FTA	Pct.	REB	AST	PF-DQ	ST	BL	PTS	Avg.	
1991-92	4	17	4	12	.333	0	2	.000	2	4	.500	1	1	2-0	1	1	10	2.5

Sebastian Telfair		#31	6-0	168	b. 6/9/85	A. Lincoln HS (NY)												
<b>Acquired:</b> Drafted 1st round, 13th selection, 2004. <b>Departed:</b> Traded to Boston with Theo Ratliff and a 2008 2nd round pick for Dan Dickau, Raef LaFrentz and the draft rights to Randy Foye, 6/28/06.																		
	GP	MIN	FG	FGA	Pct.	3FG	3AT	Pct.	FT	FTA	Pct.	REB	AST	PF-DQ	ST	BL	PTS	Avg.
2004-05	68	1330	169	430	.393	17	69	.246	105	133	.789	104	224	120-0	353	4	460	6.8
2005-06	68	1641	228	578	.394	57	162	.352	130	175	.743	120	247	167-1	66	6	643	9.5
<b>Portland</b>	<b>136</b>	<b>2971</b>	<b>397</b>	<b>1008</b>	<b>.394</b>	<b>74</b>	<b>231</b>	<b>.320</b>	<b>235</b>	<b>308</b>	<b>.763</b>	<b>224</b>	<b>471</b>	<b>287-1</b>	<b>101</b>	<b>10</b>	<b>1103</b>	<b>8.1</b>

Ira Terrell		#33	6-8	205	b. 6/19/54	SMU '76												
<b>Acquired:</b> Signed as a free agent, 2/17/79. <b>Departed:</b> Waived, 8/28/79.																		
	GP	MIN	FG	FGA	Pct.	3FG	3AT	Pct.	FT	FTA	Pct.	REB	AST	PF-DQ	ST	BL	PTS	Avg.
1978-79	18	160	30	54	.556	—	—	—	8	15	.533	37	15	27-0	7	6	68	3.8

Hasheem Thabeet		#34	7-3	263	b. 2/16/87	Connecticut '09												
<b>Acquired:</b> Traded by Houston with Jonny Flynn and a 2012 second round pick for Marcus Camby, 3/15/12. <b>Departed:</b> Became a free agent, 7/1/12.																		
	GP	MIN	FG	FGA	Pct.	3FG	3AT	Pct.	FT	FTA	Pct.	REB	AST	PF-DQ	ST	BL	PTS	Avg.
2011-12	15	116	8	18	.444	0	0	.000	13	20	.650	35	0	15-0	1	8	29	1.9

James Thomas

#12 6-8 235 b. 12/22/80 Texas '04

Acquired: Signed to a 10-day contract, 1/9/05; signed to second 10-day contract, 1/19/05. Departed: Waived, 1/31/05.

GP	MIN	FG	FGA	Pct.	3FG	3AT	Pct.	FT	FTA	Pct.	REB	AST	PF-DQ	ST	BL	PTS	Avg.
2004-05	9	112	11	18 .611	0	0	.000	2	6	.333	35	4	12-0	4	4	24	2.7

Kurt Thomas

#40 6-9 230 b. 10/4/72 TCU '95

**Acquired:** Signed as a free agent, 12/11/11. **Departed:** Traded to New York with Raymond Felton for Jared Jeffries, Dan Gadzuric, the draft rights to Georgios Printezis and Kostas Papanikolaou, a 2016 second round pick and cash considerations, 7/16/12.

	GP	MIN	FG	FGA	Pct.	3FG	3AT	Pct.	FT	FTA	Pct.	REB	AST	PF-DQ	ST	BL	PTS	Avg.
2011-12	53	803	73	157	.465	0	0	—	14	20	.700	188	46	123-0	24	31	160	3.0

Bernard Thompson		#33	6-6	207	b. 8/30/62	Fresno State '84												
<b>Acquired:</b> Drafted 1st round, 19th pick, 1984. <b>Departed:</b> Traded to Phoenix for 1987 2nd round draft pick (Nikita Wilson), 6/14/85.																		
	GP	MIN	FG	FGA	Pct.	3FG	3AT	Pct.	FT	FTA	Pct.	REB	AST	PF-DQ	ST	BL	PTS	Avg.
1984-85	59	535	79	212	.373	0	8	.000	39	51	.765	76	52	79-0	31	10	197	3.3

Kevin Thompson

#35

6-11

260

b. 2/7/71

N.C. State '93

Acquired: Drafted 2nd round, 48th pick, 1993.

Departed: Waived, 10/31/95.

GP	MIN	FG	FGA	Pct.	3FG	3AT	Pct.	FT	FTA	Pct.	REB	AST	PF-DQ	ST	BL	PTS	Avg.	
1993-94	14	58	6	14	.429	0	1	.000	1	2	.500	13	3	11-0	0	2	13	0.9

Mychal Thompson		#43	6-10	226	b. 1/30/55	Minnesota '79												
<b>Acquired:</b> Drafted 1st round, 1st pick, 1978. <b>Departed:</b> Traded with rights to Larry Krystkowiak to San Antonio for Steve Johnson, 6/19/86.																		
	GP	MIN	FG	FGA	Pct.	3FG	3AT	Pct.	FT	FTA	Pct.	REB	AST	PF-DQ	ST	BL	PTS	Avg.
1978-79	73	2144	460	938	.490	—	—	—	154	269	.572	604	176	270-10	67	134	1074	14.7
1979-80	—Missed entire season with broken left ankle—																	
1980-81	79	2790	569	1151	.494	0	1	.000	207	323	.641	686	284	260-5	62	170	1345	17.0
1981-82	79	3129	681	1303	.523	0	0	.000	280	446	.628	921	319	233-2	69	107	1642	20.8
1982-83	80	3017	505	1033	.489	0	1	.000	249	401	.621	753	380	213-1	68	110	1259	15.7
1983-84	79	2648	487	929	.524	0	2	.000	266	399	.667	688	308	237-2	84	108	1240	15.7
1984-85	79	2616	572	1111	.515	0	0	.000	307	449	.684	618	205	216-0	78	104	1451	18.4
1985-86	82	2569	503	1011	.498	0	0	.000	198	309	.641	608	176	267-5	76	35	1204	14.7
Portland	551	18913	3777	7476	.505	0	4	.000	1661	2596	.640	4878	1848	1696-25	504	768	9215	16.7

Otis Thorpe

#33

6-10

246

b. 8/5/62

Providence '84

Acquired:

Traded by Houston with draft rights to Marcelo Nicola and 1995 1st round draft pick (traded to Detroit) for Clyde Drexler and Tracy Murray, 2/14/95.

Departed:

Traded to Detroit for Randolph Childress and Bill Curley, 9/20/95.

	GP	MIN	FG	FGA	Pct.	3FG	3AT	Pct.	FT	FTA	Pct.	REB	AST	PF-DQ	ST	BL	PTS	Avg.
1994-95	34	908	179	315	.568	0	4	.000	100	154	.649	236	54	122-2	19	15	458	13.5

Anthony Tolliver										#44	6-9	240	b. 6/1/85	Creighton '07				
Acquired: Signed as a free agent, 12/17/09. Departed: Waived, 12/29/09.																		
	GP	MIN	FG	FGA	Pct.	3FG	3AT	Pct.	FT	FTA	Pct.	REB	AST	PF-DQ	ST	BL	PTS	Avg.
2009-10	2	4	0	1	.000	0	1	.000	0	0	---	1	0	1-0	0	0	0	0.0

Linton Townes

#2

6-6

195

b. 11/30/59

James Madison '82

Acquired: Drafted 2nd round, 33rd pick, 1982. Departed: Traded to Cleveland for 1987 2nd round draft pick (Lester Fonville), 9/6/83.

	GP	MIN	FG	FGA	Pct.	3FG	3AT	Pct.	FT	FTA	Pct.	REB	AST	PF-DQ	ST	BL	PTS	Avg.
1982-83	55	516	105	234	.449	9	25	.360	28	38	.737	65	31	81-0	19	5	247	4.5

Gary Trent		#33	6-8	250	b. 9/22/74	Ohio '96											
<b>Acquired:</b> Acquired from Milwaukee along with a 1997 first round pick in exchange for the rights to Shawn Respert, 6/28/95. <b>Departed:</b> Traded with Kenny Anderson and Alvin Williams plus two 1998 1st round draft picks (Mirsad Turkan and Bryce Drew), a 1998 2nd round pick (Tyson Wheeler) and monetary considerations to Toronto for Damon Stoudamire, Carlos Rogers and Walt Williams, 2/13/98.																	
GP	MIN	FG	FGA	Pct.	3FG	3AT	Pct.	FT	FTA	Pct.	REB	AST	PF-DQ	ST	BL	PTS	Avg.
1995-96	69	1219	220	429	.513	0	9	0.000	78	141	.553	238	50	116-0	25	11	518 7.5
1996-97	82	1918	361	674	.536	0	11	0.000	160	229	.699	428	87	186-2	48	35	882 10.8
1997-98	41	1005	177	359	.493	4	9	4.444	113	163	.693	234	58	115-2	27	19	471 11.5
Portland	192	4142	758	1462	.518	4	29	.138	351	533	.658	900	195	417-4	100	65	1871 9.7

Bill Turner																	#34	6-7	225	b. 2/18/44	Akron '67																									
Acquired:																	Acquired on waivers from Golden State, 10/10/72.										Departed:										Waived, 11/10/72.									
	GP	MIN	FG	FGA	Pct.	3FG	3AT	Pct.	FT	FTA	Pct.	REB	AST	PF-DQ	ST	BL	PTS	Avg.																												
1972-73	2	8	2	6	.333	—	—	—	0	0	.000	2	0	3-0	—	—	4	2.0																												

Dave Twardzik		#13	6-1	180	b. 9/20/50	Old Dominion '72												
<b>Acquired:</b> Drafted 2nd round, 26th selection, 1972, but signed with ABA; Signed as free agent 6/2/76. <b>Departed:</b> Retired because of injury, 1981.																		
	GP	MIN	FG	FGA	Pct.	3FG	3AT	Pct.	FT	FTA	Pct.	REB	AST	PF-DQ	ST	BL	PTS	Avg.
1976-77	74	1937	263	430	.612	—	—	—	239	284	.842	202	247	228-6	128	15	765	10.3
1977-78	75	1820	242	409	.592	—	—	—	183	234	.782	134	244	186-2	107	4	667	8.9
1978-79	64	1570	203	381	.533	—	—	—	261	299	.873	119	176	185-5	84	4	667	10.4
1979-80	67	1594	183	394	.464	4	7	.571	197	252	.782	156	273	149-2	77	1	567	8.5

Ime Udoka		#5	6-5	220	b. 8/9/77	Portland State '00												
Acquired: Signed as a free agent, 10/2/06. Departed: Free agent in 2007.																		
	GP	MIN	FG	FGA	Pct.	3FG	3AT	Pct.	FT	FTA	Pct.	REB	AST	PF-DQ	ST	BL	PTS	Avg.
2006-07	75	2144	237	514	.461	89	219	.406	66	89	.742	279	112	207-2	71	17	207	8.4

Darnell Valentine		#14	6-1	183	b. 2/3/59	Kansas '81												
<b>Acquired:</b> Drafted 1st round, 16th pick, 1981. <b>Departed:</b> Traded, along with 1988 2nd round draft pick (Tom Garrick) to Los Angeles Clippers for Boston's 1986 1st round draft pick (Arvydas Sabonis) and 1988 2nd round draft pick (Rolando Ferreira), 1/14/86.																		
	GP	MIN	FG	FGA	Pct.	3FG	3AT	Pct.	FT	FTA	Pct.	REB	AST	PF-DQ	ST	BL	PTS	Avg.
1981-82	82	1387	187	453	.413	0	9	.000	152	200	.760	149	270	187-1	94	3	526	6.4
1982-83	47	1298	209	460	.454	0	1	.000	169	213	.793	117	293	139-1	101	5	587	12.5
1983-84	68	1893	251	561	.447	0	3	.000	194	246	.789	127	395	179-1	107	6	696	10.2
1984-85	75	2278	321	679	.473	0	2	.000	230	290	.793	219	522	189-1	143	5	872	11.6
1985-86	28	734	92	206	.447	1	3	.333	71	100	.710	72	139	78-0	49	1	256	9.1
Portland	300	7590	1060	2359	.449	1	18	.056	816	1049	.778	684	1619	772-4	494	20	2937	9.8

Nick Van Exel										#19	6-1	190	b. 11/27/71 Cincinnati '93					
Acquired: Traded by Golden State for Dale Davis and Dan Dickau, 7/20/04. Departed: Waived, 8/3/05.																		
	GP	MIN	FG	FGA	Pct.	3FG	3AT	Pct.	FT	FTA	Pct.	REB	AST	PF-DQ	ST	BL	PTS	Avg.
2004-05	53	1619	214	561	.381	100	257	.389	58	74	.784	161	227	70-0	44	0	586	11.1

Kiki Vandeweghe		#55	6-8	220	b. 8/1/58	UCLA '80												
<b>Acquired:</b> Traded by Denver for Calvin Natt, Wayne Cooper, Lafayette Lever, a 1985 1st round draft pick (Blair Rasmussen) and a 1984 2nd round draft pick (Willie White), 6/8/84. <b>Departed:</b> Traded to New York for 1989 1st round pick (Byron Irvin), 2/23/89.																		
	GP	MIN	FG	FGA	Pct.	3FG	3AT	Pct.	FT	FTA	Pct.	REB	AST	PF-DQ	ST	BL	PTS	Avg.
1984-85	72	2502	618	1158	.534	11	33	.333	369	412	.896	228	106	116-0	37	22	1616	22.4
1985-86	79	2791	719	1332	.540	1	8	.125	523	602	.869	216	187	161-0	54	17	1962	24.8
1986-87	79	3029	808	1545	.523	39	81	.481	467	527	.886	251	220	137-0	52	17	2122	26.9
1987-88	37	1038	283	557	.508	22	58	.379	159	181	.878	109	71	68-0	21	7	747	20.2
1988-89	18	432	103	217	.475	16	38	.421	29	33	.879	35	34	40-0	7	4	251	13.9
Portland	285	9792	2531	4809	.526	89	218	.408	1547	1755	.881	839	618	522-0	171	67	6698	23.5

## FORMER TRAIL BLAZERS

Bob Verga		#17		6-1	190	b. 9/7/45		Duke '67										
Acquired: Signed as free agent, 12/26/73. Departed: Waived, 5/30/74.																		
GP	MIN	FG	FGA	Pct.	3FG	3AT	Pct.	FT	FTA	Pct.	REB	AST	PF-DQ	ST	BL	PTS	Avg.	
1973-74	21	216	42	93	.452	—	—	20	32	.625	18	17	22-0	12	0	104	5.0	
Peter Verhoeven		#31		6-9	214	b. 2/15/59		Fresno State '81										
Acquired: Drafted 4th round, 85th pick, 1981. Departed: Waived, 10/23/84.																		
GP	MIN	FG	FGA	Pct.	3FG	3AT	Pct.	FT	FTA	Pct.	REB	AST	PF-DQ	ST	BL	PTS	Avg.	
1981-82	71	1207	149	296	.503	0	0	0.000	51	72	.708	254	52	215-4	42	22	349	4.9
1982-83	48	527	87	171	.509	0	1	0.000	21	31	.677	96	32	95-2	18	9	195	4.1
1983-84	43	327	50	100	.500	0	1	0.000	17	25	.680	61	20	75-0	22	11	117	2.7
Portland	162	2061	286	567	.504	0	2	0.000	89	128	.695	411	104	385-6	82	42	661	4.1
Slavko Vranes		#29		7-5	260	b. 1/30/83		Serbia-Montenegro										
Acquired: Signed to a 10-day contract, 1/5/04. Departed: Contract not renewed.																		
GP	MIN	FG	FGA	Pct.	3FG	3AT	Pct.	FT	FTA	Pct.	REB	AST	PF-DQ	ST	BL	PTS	Avg.	
2003-04	1	3	0	1	.000	0	0	.000	0	0	.000	0	0	1-0	0	0	0	0.0
Von Wafer		#24		6-5	210	b. 7/21/85		FSU '05										
Acquired: Traded by Denver to Portland for Taurean Green, 2/21/08. Departed: Became an unrestricted free agent, 7/01/08.																		
GP	MIN	FG	FGA	Pct.	3FG	3AT	Pct.	FT	FTA	Pct.	REB	AST	PF-DQ	ST	BL	PTS	Avg.	
2007-08	8	64	7	23	.304	3	11	.272	2	4	.500	9	2	3-0	0	2	19	2.4
Wally Walker		#42		6-7	190	b. 7/18/54		Virginia '76										
Acquired: Drafted 1st round, 5th selection, 1976. Departed: Traded to Seattle for Detroit's 1978 1st round draft pick (Ron Brewer) and San Antonio's 1979 2nd round draft pick (Andrew Fields), 11/11/77.																		
GP	MIN	FG	FGA	Pct.	3FG	3AT	Pct.	FT	FTA	Pct.	REB	AST	PF-DQ	ST	BL	PTS	Avg.	
1976-77	66	627	137	305	.449	—	—	67	100	.670	108	51	92-0	14	2	341	5.2	
1977-78	9	101	19	41	.463	—	—	5	8	.625	18	8	13-0	2	0	43	4.8	
Portland	75	728	156	346	.451	—	—	72	108	.667	126	59	105-0	16	2	384	5.1	
Gerald Wallace		#3		6-7	220	b. 7/23/82		Alabama '01										
Acquired: Traded by Charlotte in exchange for Joel Przybilla, Dante Cunningham, Sean Marks and two conditional first round picks, 2/24/11. Departed: Traded to New Jersey in exchange for Mehmet Okur, Shawne Williams and a 2012 protected first round pick, 3/15/12.																		
GP	MIN	FG	FGA	Pct.	3FG	3AT	Pct.	FT	FTA	Pct.	REB	AST	PF-DQ	ST	BL	PTS	Avg.	
2010-11	23	821	134	269	.498	27	80	.338	69	90	.767	175	57	63-1	46	15	364	15.8
2011-12	42	1503	203	430	.472	26	98	.265	125	161	.776	277	115	107-1	62	25	557	13.3
Portland	65	2324	337	699	.482	53	178	.298	194	251	.773	452	172	170-2	108	40	921	14.2
Rasheed Wallace		#30		6-11	230	b. 9/1/74		North Carolina '97										
Acquired: Traded by Washington with Mitchell Butler in exchange for Harvey Grant and Rod Strickland, 7/15/96. Departed: Traded to Atlanta with Wesley Person in exchange for Shareef Abdur-Rahim, Dan Dickau and Theo Ratliff, 2/9/04.																		
GP	MIN	FG	FGA	Pct.	3FG	3AT	Pct.	FT	FTA	Pct.	REB	AST	PF-DQ	ST	BL	PTS	Avg.	
1996-97	62	1892	380	681	.558	9	33	.273	169	265	.638	419	74	198-1	48	59	938	15.1
1997-98	77	2896	466	875	.533	8	39	.205	184	278	.662	478	195	268-6	75	88	1124	14.6
1998-99	49	1414	242	476	.508	13	31	.419	131	179	.732	241	60	175-6	48	54	628	12.8
1999-00	81	2845	542	1045	.519	8	50	.160	233	331	.704	566	142	216-2	87	107	1325	16.4
2000-01	77	2940	590	1178	.501	52	162	.321	245	320	.766	602	212	206-2	90	135	1477	19.2
2001-02	79	2963	603	1287	.469	114	317	.360	201	274	.734	645	152	212-0	101	101	1521	19.3
2002-03	74	2684	515	1094	.471	110	307	.358	200	272	.735	548	153	223-2	70	77	1340	18.1
2003-04	45	1675	296	669	.442	59	173	.341	115	155	.742	298	114	131-1	36	72	766	17.0
Portland	544	19309	3634	7305	.497	373	1112	.335	1478	2074	.712	3797	1102	1629-20	555	693	9119	16.8
Bill Walton		#32		6-11	225	b. 11/5/52		UCLA '74										
Acquired: Drafted 1st round, 1st pick, 1974. Departed: Signed by San Diego as veteran free agent, 5/13/79; Portland received as compensation Kermit Washington, Kevin Kunnert, a 1980 1st round draft pick (pick traded to New Jersey for Calvin Natt) and cash.																		
GP	MIN	FG	FGA	Pct.	3FG	3AT	Pct.	FT	FTA	Pct.	REB	AST	PF-DQ	ST	BL	PTS	Avg.	
1974-75	35	1153	177	345	.513	—	—	94	137	.686	441	167	115-4	29	94	448	12.8	
1975-76	51	1687	345	732	.471	—	—	133	228	.583	681	220	144-3	49	82	823	16.1	
1976-77	65	2264	491	930	.528	—	—	228	327	.697	934	245	174-5	66	211	1210	18.6	
1977-78	58	1929	460	882	.522	—	—	177	246	.720	766	291	145-3	60	146	1097	18.9	
1978-79	—Missed season with stress fracture in foot—																	
Portland	209	7033	1473	2889	.510	—	—	632	938	.674	2822	923	578-15	204	533	3578	17.1	
Kermit Washington		#42		6-8	230	b. 9/2/51		American Univ. '73										
Acquired: Awarded from San Diego with Kevin Kunnert, 1980 1st round draft pick (pick traded to New Jersey for Calvin Natt) and cash as compensation for signing free agent Bill Walton, 9/18/79. Departed: Retired in 1982. Rights traded to Golden State for 1988 3rd round draft pick (Anthony Mason), 10/11/87.																		
GP	MIN	FG	FGA	Pct.	3FG	3AT	Pct.	FT	FTA	Pct.	REB	AST	PF-DQ	ST	BL	PTS	Avg.	
1979-80	80	2657	421	761	.553	0	3	0.000	231	360	.642	842	167	307-8	73	131	1073	13.4
1980-81	73	2120	325	571	.569	0	1	0.000	181	288	.628	686	149	258-5	85	86	831	11.4
1981-82	20	418	38	78	.487	0	0	0.000	24	41	.585	117	29	56-0	9	16	100	5.0
Portland	173	5195	784	1410	.556	0	4	.000	436	689	.633	1645	345	621-13	167	233	2004	11.6

## FORMER TRAIL BLAZERS

### Earl Watson

#17 6-1 200 b. 6/12/79 UCLA '01

**Acquired:** Signed as a free agent, 7/11/13. **Departed:** Became a free agent., 7/1/14

	GP	MIN	FG	FGA	Pct.	3FG	3AT	Pct.	FT	FTA	Pct.	REB	AST	PF-DQ	ST	BL	PTS	Avg.
2013-14	24	161	3	11	.273	2	7	.286	4	4	1.000	15	28	33-0	5	1	17	0.5

### Martell Webster

#8,23 6-7 235 b. 12/4/86 Seattle Prep (Wash.)

**Acquired:** Drafted 1st round, 6th pick, 2005. **Departed:** Traded to Minnesota for Ryan Gomes and the draft rights to Luke Babbitt, 6/24/10.

	GP	MIN	FG	FGA	Pct.	3FG	3AT	Pct.	FT	FTA	Pct.	REB	AST	PF-DQ	ST	BL	PTS	Avg.
2005-06	61	1070	139	348	.399	65	182	.357	61	71	.859	130	34	90-0	21	14	404	6.6
2006-07	82	1759	195	492	.396	91	250	.364	93	132	.705	240	52	126-0	35	19	574	7.0
2007-08	75	2132	277	656	.422	123	317	.388	122	166	.735	296	90	159-0	42	28	799	10.7
2008-09	1	5	0	1	.000	0	1	.000	0	0	.000	0	0	0-0	0	0	0	0.0
2009-10	82	2005	259	639	.405	124	332	.373	126	155	.813	268	62	153-1	45	40	768	9.4
Portland	301	6972	870	2136	.407	403	1082	.372	402	524	.767	934	238	528-1	143	101	2545	8.5

### Bonzi Wells

#6 6-5 210 b. 9/28/76 Ball State '98

**Acquired:** Draft rights acquired from Detroit for 1999 1st round draft pick (Jumaine Jones), 6/21/99. **Departed:** Traded to Memphis for Wesley Person, 2004 conditional 1st round draft pick and cash considerations, 12/3/03.

	GP	MIN	FG	FGA	Pct.	3FG	3AT	Pct.	FT	FTA	Pct.	REB	AST	PF-DQ	ST	BL	PTS	Avg.
1998-99	7	35	11	20	.555	1	3	.333	8	18	.444	9	3	5-0	1	1	31	4.4
1999-00	66	1162	236	480	.492	20	53	.377	88	129	.682	182	97	153-3	69	12	580	8.8
2000-01	75	1995	387	726	.533	17	50	.340	159	240	.663	367	208	203-1	94	20	950	12.7
2001-02	74	2438	487	1039	.469	66	172	.384	215	290	.741	444	204	208-0	113	25	1255	17.0
2002-03	75	2396	437	990	.441	38	130	.292	226	313	.722	394	246	220-2	123	18	1138	15.2
2003-04	13	404	68	175	.389	1	8	.125	21	27	.778	61	35	38-0	20	3	158	12.2
Portland	310	8340	1626	3430	.474	143	416	.344	717	1017	.705	1457	793	827-6	420	79	4112	13.3

### Ennis Whatley

#8 6-3 180 b. 8/11/62 Alabama '83

**Acquired:** Signed as free agent, 10/3/91. **Departed:** Became free agent, 7/1/92. **Acquired:** Signed to a 10-day contract, 1/30/97. **Departed:** Not re-signed.

	GP	MIN	FG	FGA	Pct.	3FG	3AT	Pct.	FT	FTA	Pct.	REB	AST	PF-DQ	ST	BL	PTS	Avg.
1991-92	23	209	21	51	.412	0	4	.000	27	31	.871	21	34	12-0	14	3	69	3.0
1996-97	3	22	2	4	.500	0	0	.000	0	0	.000	3	3	5-0	0	0	4	1.3
Portland	26	231	23	55	.418	0	4	.000	27	31	.871	24	37	17-0	14	3	73	2.8



**BRANDON ROY - 2006-11**  
Three-time NBA All-Star



**JOEL PRZYBILLA - 2004-12**  
Fourth on all-time blocked shots list

## FORMER TRAIL BLAZERS

**Clinton Wheeler** #11 6-1 185 b. 10/27/59 William Patterson '81

**Acquired:** Signed as free agent, 2/28/89. **Departed:** Waived, 4/23/89.

	GP	MIN	FG	FGA	Pct.	3FG	3AT	Pct.	FT	FTA	Pct.	REB	AST	PF-DQ	ST	BL	PTS	Avg.
1988-89	20	211	21	45	.467	0	1	.000	7	10	.700	19	33	17-0	19	0	49	2.5

**Sidney Wicks** #21 6-9 225 b. 9/19/49 UCLA '71

**Acquired:** Drafted 1st round, 2nd pick, 1971. **Departed:** Sold to Boston, 10/12/76.

	GP	MIN	FG	FGA	Pct.	3FG	3AT	Pct.	FT	FTA	Pct.	REB	AST	PF-DQ	ST	BL	PTS	Avg.
1971-72	82	3245	784	1837	.427	—	—	—	441	621	.710	943	350	186-1	—	—	2009	24.5
1972-73	80	3152	761	1684	.452	—	—	—	384	531	.723	870	440	253-3	—	—	1906	23.8
1973-74	75	2853	685	1492	.459	—	—	—	314	412	.762	684	326	214-2	90	63	1684	22.5
1974-75	82	3162	692	1391	.497	—	—	—	394	558	.706	877	287	289-5	108	80	1778	21.7
1975-76	79	3044	580	1201	.483	—	—	—	345	512	.674	712	244	250-5	77	53	1505	19.1
<b>Portland</b>	<b>398</b>	<b>15456</b>	<b>3502</b>	<b>7605</b>	<b>.460</b>	<b>—</b>	<b>—</b>	<b>—</b>	<b>1878</b>	<b>2634</b>	<b>.713</b>	<b>4086</b>	<b>1647</b>	<b>1192-16</b>	<b>275</b>	<b>196</b>	<b>8882</b>	<b>22.3</b>

**Lenny Wilkens** #19 6-1 181 b. 10/28/37 Providence '60

**Acquired:** Playing rights transferred from Cleveland to Portland for cash, 10/7/74. **Departed:** Retired at end of 1974-75 season.

	GP	MIN	FG	FGA	Pct.	3FG	3AT	Pct.	FT	FTA	Pct.	REB	AST	PF-DQ	ST	BL	PTS	Avg.
1974-75	65	1161	134	305	.439	—	—	—	152	198	.768	120	235	96-1	77	9	420	6.5

**Alvin Williams** #21 6-5 185 b. 8/6/74 Villanova '97

**Acquired:** Drafted 2nd round, 48th pick, 1997. **Departed:** Traded with Kenny Anderson and Gary Trent plus two 1998 1st round draft picks (Mirsad Turkan and Bryce Drew), a 1998 2nd round pick (Tyson Wheeler) and monetary considerations to Toronto for Damon Stoudamire, Carlos Rogers and Walt Williams, 2/13/98.

	GP	MIN	FG	FGA	Pct.	3FG	3AT	Pct.	FT	FTA	Pct.	REB	AST	PF-DQ	ST	BL	PTS	Avg.
1997-98	41	864	109	238	.458	7	24	.292	58	79	.734	60	83	60-0	30	2	283	6.9

**Buck Williams** #52 6-8 225 b. 3/8/60 Maryland '82

**Acquired:** Traded by New Jersey for Sam Bowie and a 1989 1st round draft pick (Mookie Blaylock). **Departed:** Became an unrestricted free agent, 7/1/96.

	GP	MIN	FG	FGA	Pct.	3FG	3AT	Pct.	FT	FTA	Pct.	REB	AST	PF-DQ	ST	BL	PTS	Avg.
1989-90	82	2801	413	754	.548	0	0	.000	288	408	.706	800	116	285-4	69	39	1114	13.6
1990-91	80	2582	358	595	.602	0	0	.000	217	308	.705	751	97	247-2	47	47	933	11.7
1991-92	80	2519	340	563	.604	0	1	.000	221	293	.754	704	108	244-4	62	41	901	11.3
1992-93	82	2498	270	528	.511	0	1	.000	138	214	.645	690	75	270-0	81	61	678	8.3
1993-94	81	2636	291	524	.555	0	1	.000	201	296	.679	843	80	239-1	58	47	783	9.7
1994-95	82	2422	309	604	.512	1	2	.500	138	205	.673	669	78	254-2	67	69	757	9.2
1995-96	70	1672	192	384	.500	2	3	.667	125	187	.668	404	42	187-1	40	47	511	7.3
<b>Portland</b>	<b>557</b>	<b>17130</b>	<b>2173</b>	<b>3952</b>	<b>.550</b>	<b>3</b>	<b>8</b>	<b>.375</b>	<b>1328</b>	<b>1911</b>	<b>.695</b>	<b>4861</b>	<b>596</b>	<b>1726-14</b>	<b>424</b>	<b>351</b>	<b>5677</b>	<b>10.2</b>

**Elliot Williams** #9 6-5 185 b. 6/20/89 Memphis '10

**Acquired:** Drafted 1st round, 22nd pick, 2010. **Departed:** Became an unrestricted free agent, 7/1/13.

	GP	MIN	FG	FGA	Pct.	3FG	3AT	Pct.	FT	FTA	Pct.	REB	AST	PF-DQ	ST	BL	PTS	Avg.
2011-12	24	149	37	74	.500	8	27	.296	6	18	.333	19	6	18-0	6	3	88	3.7

**Mo Williams** #25 6-1 195 b. 12/19/82 Alabama '03

**Acquired:** Signed as a free agent, 8/8/13. **Departed:** Became a free agent, 7/1/14.

	GP	MIN	FG	FGA	Pct.	3FG	3AT	Pct.	FT	FTA	Pct.	REB	AST	PF-DQ	ST	BL	PTS	Avg.
2013-14	74	1833	280	672	.417	83	225	.369	78	89	.876	153	321	197-1	55	10	721	9.7

**Walt Williams** #42 6-8 230 b. 5/16/70 Maryland '92

**Acquired:** Traded from Toronto with Carlos Rogers and Damon Stoudamire for Kenny Anderson, Gary Trent and Alvin Williams plus two 1st round draft picks (Mirsad Turkan and Bryce Drew) and one 2nd round pick (Tyson Wheeler), 2/13/98. **Departed:** Traded to Houston with Stacey Augmon, Kelvin Cato, Ed Gray, Carlos Rogers and Brian Shaw for Scottie Pippen, 10/2/99.

	GP	MIN	FG	FGA	Pct.	3FG	3AT	Pct.	FT	FTA	Pct.	REB	AST	PF-DQ	ST	BL	PTS	Avg.
1997-98	31	594	85	225	.378	31	90	.344	59	65	.908	82	53	61-2	19	12	260	8.4
1998-99	48	1044	147	347	.424	63	144	.438	89	107	.832	143	80	101-2	37	28	446	9.3
<b>Portland</b>	<b>79</b>	<b>1638</b>	<b>232</b>	<b>572</b>	<b>.405</b>	<b>94</b>	<b>234</b>	<b>.402</b>	<b>148</b>	<b>172</b>	<b>.860</b>	<b>225</b>	<b>133</b>	<b>162-4</b>	<b>56</b>	<b>40</b>	<b>706</b>	<b>8.9</b>

**Nikita Wilson** #41 6-8 200 b. 2/25/64 LSU '87

**Acquired:** Drafted 2nd round, 30th pick, 1987. **Departed:** Elected to play in Europe, 1987.

	GP	MIN	FG	FGA	Pct.	3FG	3AT	Pct.	FT	FTA	Pct.	REB	AST	PF-DQ	ST	BL	PTS	Avg.
1987-88	15	54	7	23	.304	0	0	.000	5	6	.833	11	3	7-0	0	0	19	1.3

Dontonio Wingfield																	#10	6-8	256	b. 6/23/74	Cincinnati '96					
Acquired: Signed as a free agent, 10/5/95.																	Departed: Waived, 3/5/98.									
GP	MIN	FG	FGA	Pct.	3FG	3AT	Pct.	FT	FTA	Pct.	REB	AST	PF-DQ	ST	BL	PTS	Avg.									
1995-96	44	487	60	157	382	19	63	302	26	34	765	104	28	73-1	20	6	165	3.8								
1996-97	47	569	79	193	409	26	77	338	27	40	675	137	45	101-1	14	6	211	4.5								
1997-98	3	9	0	3	000	0	0	000	1	2	500	4	0	2-0	0	0	1	0.3								
Portland	94	1065	139	353	.394	45	140	.321	54	76	.711	245	73	176-2	34	12	377	4.0								

Dave Wohl										#13	6-2	185	b. 11/2/49	Pennsylvania '71				
Acquired: Traded by Philadelphia for Dale Schlueter, 10/2/72. Departed: Waived, 12/1/72.																		
	GP	MIN	FG	FGA	Pct.	3FG	3AT	Pct.	FT	FTA	Pct.	REB	AST	PF-DQ	ST	BL	PTS	Avg.
1972-73	22	393	47	114	.412	—	—	—	24	33	.727	20	68	45-0	—	—	118	5.4

Joe Wolf			#6	6-11	230	b. 12/17/64	North Carolina '87												
<b>Acquired:</b> Signed as free agent, 12/5/92. <b>Departed:</b> Became free agent, 7/1/93.																			
	GP	MIN	FG	FGA	Pct.	3FG	3AT	Pct.	FT	FTA	Pct.	REB	AST	5	PF-DQ	ST	BL	PTS	Avg.
1992-93	21	156	20	43	.465	0	1	.000	12	14	.857	45	5	22-0	7	0	52	2.5	

Qyntel Woods		#24	6-8	221	b. 2/16/81	NE Mississippi CC												
<b>Acquired:</b> Drafted in 1st round, 21st pick, 2002. <b>Departed:</b> Waived, 1/18/05.																		
	GP	MIN	FG	FGA	Pct.	3FG	3AT	Pct.	FT	FTA	Pct.	REB	AST	PF-DQ	ST	BL	PTS	Avg.
2002-03	53	334	59	118	.500	3	9	.333	7	20	.350	53	12	36-1	15	1	128	2.4
2003-04	62	673	88	237	.371	10	29	.345	38	60	.633	136	46	88-1	20	14	224	3.6
Portland	115	1007	147	355	.414	13	38	.342	45	80	.563	189	58	124-2	35	15	352	3.1

Dorell Wright		#1	6-9	205	b. 12/2/85	South Kent Prep HS (CT)												
Acquired: Signed as a free agent, 7/10/13. Departed: Became an unrestricted free agent, 7/1/15.																		
	GP	MIN	FG	FGA	Pct.	3FG	3AT	Pct.	FT	FTA	Pct.	REB	AST	PF-DQ	ST	BL	PTS	Avg.
2013-14	68	984	111	297	.374	69	202	.342	52	69	.754	191	64	62-0	23	16	343	5.0
2014-15	48	592	72	190	.379	41	108	.380	34	42	.810	111	41	55-1	20	11	219	4.6
Portland	116	1576	183	487	.376	110	310	.355	86	111	.775	302	105	117-1	43	27	562	4.8



**LaMARCUS ALDRIDGE - 2006-15**  
Franchise leader in total rebounds



**WESLEY MATTHEWS - 2010-15**  
Second on all-time three-point list



## FORMER TRAIL BLAZERS

**Charles Yelverton** #11 6-2 190 b. 12/5/48 Fordham '71

**Acquired:** Drafted 2nd round, 25th pick, 1971. **Departed:** Waived, 9/19/72.

	GP	MIN	FG	FGA	Pct.	3FG	3AT	Pct.	FT	FTA	Pct.	REB	AST	PF-DQ	ST	BL	PTS	Avg.
1971-72	69	1227	206	530	.389	—	—	—	133	188	.707	201	81	145-2	—	—	545	7.9

**Danny Young** #21 6-4 175 b. 7/26/62 Wake Forest '84

**Acquired:** Signed as free agent, 11/3/88. **Departed:** Waived, 1/7/92.

	GP	MIN	FG	FGA	Pct.	3FG	3AT	Pct.	FT	FTA	Pct.	REB	AST	PF-DQ	ST	BL	PTS	Avg.
1988-89	48	952	115	250	.460	17	50	.340	50	64	.781	74	123	50-0	55	3	297	6.2
1989-90	82	1393	138	328	.421	16	59	.271	91	112	.813	122	231	84-0	82	4	383	4.7
1990-91	75	897	103	271	.380	36	104	.346	41	45	.911	75	141	49-0	50	7	283	3.8
1991-92	18	134	16	40	.400	3	10	.300	10	14	.714	9	20	6-0	6	0	45	2.5
Portland	223	3376	372	889	.418	72	223	.323	192	235	.817	280	515	189-0	193	14	1008	4.5

**Perry Young** #2 6-5 210 b. 8/4/63 Virginia Tech '85

**Acquired:** Signed as free agent, 2/24/87. **Departed:** Waived, 3/16/87.

	GP	MIN	FG	FGA	Pct.	3FG	3AT	Pct.	FT	FTA	Pct.	REB	AST	PF-DQ	ST	BL	PTS	Avg.
1986-87	4	52	4	17	.235	0	0	.000	0	0	.000	7	7	11-0	4	1	8	2.0



Clyde Drexler is the all-time franchise leader in several statistical categories, including points scored (18,040) games played (867) and steals (1,795).



Left to right, first row: Leo Marty, Geoff Petrie, Walt Glimore, Ed Manning, Dale Schlueter, LeRoy Ellis, Ron Knight, Gary Gregor, Shaler Hallimon, Rolland Todd. Second row: Dr. Frank Smith, Dr. Larry Mudrick, Stu Inman, Rick Adelman, Stan McKenzie, Jim Barnett, Claude English, Dan Trutanich, Bill Schonely, Harry Glickman.

**IN REVIEW** --- The Trail Blazers inaugural season was far more exciting for fans than the club's 29-53 finish indicates . . . The record was the best of the three 1970 NBA expansion teams (Buffalo was 22-60 and Cleveland 15-67) and was the second-best ever by a first-year franchise. Plenty of action was provided at both ends of the floor: Coach Rolland Todd's club had the league's fourth most productive offense, averaging 115.5 points a game behind only the world champion Milwaukee Bucks, Boston and Cincinnati, but the Blazers were dead last in points allowed, giving up 120.0 per contest. Combined, Portland and its opponents averaged 93 field goals, 206 field goal attempts and nearly 111 rebounds a game. The Blazers came on strong at the end of the season, winning six of their final seven and the last five in a row to match their longest victory streak. Among the memorable homecourt efforts was the 114-96 victory over the defending champion New York Knicks before the biggest crowd of the first season---12,086 on Jan. 9, a 123-111 win over eventual titlist Milwaukee on Feb. 2, and 137-125 over Northwest rival Seattle on Feb. 12.

**HONORS** --- Geoff Petrie, Portland's 1st pick in the 1970 Draft, shared NBA Rookie of the Year honors with Boston's Dave Cowens after scoring 2,031 points and averaging 24.8 a game, seventh highest in the league . . . He became only the seventh rookie in history to top the 2,000-point mark . . . A unanimous 1st team pick on the NBA All-Rookie Team, Petrie was the first Blazer to be selected for the NBA All-Star Game.

**CHANGES** --- Rolland Todd named first head coach April 2; Leo Marty became the first trainer. . . **EXPANSION DRAFT:** Rick Adelman, Jerry Chambers, LeRoy Ellis, Fred Hetzel, Joe Kennedy, Ed Manning, Stan McKenzie, Dorie Murrey, Pat Riley, Dale Schlueter, Larry Siegfried . . . **KEY DRAFT PICKS:** Geoff Petrie, Princeton (1st round), Ron Knight, L.A. State (5th) . . . **KEY ROSTER MOVES:** Traded Larry Siegfried to San Diego for Jim Barnett, Jerry Chambers to Atlanta for Gary Gregor, 2nd round draft pick to Chicago for Shaler Hallimon; sold Pat Riley to LA Lakers.

**Overall record: 29-53 (15th in league, 9th in conference, 5th in division)**

**Home record: 18-21 (13th in league) including "homecourt" win at McArthur Court in Eugene**

**Road record: 9-28 (15th in league); Neutral court record: 2-3**

## 1970-71 PORTLAND TRAIL BLAZERS STATISTICS

	G	St	Min	FG	FGA	Pct.	FT	FTA	Pct.	RB	Asst.	Pf-dq	Points	Avg.
Geoff Petrie	82	68	3032	784	1770	.443	463	600	.772	280	390	196-1	2031	24.8
Jim Barnett	78	74	2371	559	1283	.436	326	402	.811	376	323	190-1	1444	18.5
LeRoy Ellis	74	71	2581	485	1095	.443	209	261	.801	907	235	258-5	1179	15.9
Stan McKenzie	82	29	2290	398	902	.441	331	396	.836	309	235	238-2	1127	13.7
Rick Adelman	81	60	2303	378	895	.422	267	369	.724	282	380	214-2	1023	12.6
Gary Gregor	44	35	1153	181	421	.430	59	89	.663	334	81	120-2	421	9.6
Shaler Hallimon	79	23	1629	300	775	.387	107	161	.665	415	211	178-1	707	8.9
Dale Schlueter	80	12	1823	257	527	.488	143	218	.656	629	192	265-4	657	8.2
Ed Manning	79	2	1558	243	559	.435	75	93	.806	411	111	198-3	561	7.1
Dorie Murrey*	2	0	20	1	6	.167	9	11	.818	7	1	3-0	11	5.5
Ron Knight	52	21	662	99	230	.430	19	38	.500	167	50	99-1	217	4.2
Bill Stricker*	1	0	2	2	3	.667	0	0	0.000	0	0	1-0	4	4.0
Walt Gilmore	27	9	261	23	54	.426	12	26	.462	73	12	49-1	58	2.1
Claude English	18	1	70	11	42	.262	5	7	.714	20	6	15-0	27	1.5
Portland	82		19755	3721	8562	.435	2025	2671	.758	4210	2227	2024-23	9467	115.5
Opponents	82		19755	3900	8333	.468	2037	2758	.739	4885	2267	2035-32	9837	120.0

\* Did not complete season with Trail Blazers

	Date	Opponent	Score	Record	Home	Road	Scoring Leader	Rebounding Leader
1.	10/16	Cleveland	115-112	W 1-0	1-0		31 Barnett	22 Ellis
2.	10/18	Boston	115-133	L 1-1	1-1		26 Barnett	14 Manning
3.	10/20	Cleveland	120-98	W 2-1	2-1		21 Ellis, Petrie	14 Manning
4.	10/23	@ Seattle	111-141	L 2-2		0-1	19 Petrie, McKenzie	8 Ellis
5.	10/24	@ San Francisco	115-118	L 2-3		0-2	38 Petrie	16 Ellis
6.	10/25	Chicago	116-131	L 2-4	2-2		26 Petrie	11 Ellis
7.	10/27	Buffalo	119-108	W 3-4	3-2		27 Petrie	26 Ellis
8.	10/30	Seattle	104-115	L 3-5	3-3		20 Barnett	16 Ellis
9.	10/31	Buffalo	107-102	W 4-5	4-3		38 Barnett	11 Ellis
10.	11/3	Los Angeles	108-128	L 4-6	4-4		18 Barnett	14 Manning
11.	11/5	Baltimore	135-131	W 5-6	5-4		30 Barnett	12 Ellis
12.	11/6	San Francisco	103-110	L 5-7	5-5		23 Petrie	16 Ellis
13.	11/8	New York	113-125	L 5-8	5-6		40 Barnett	12 Ellis
14.	11/10	Cincinnati	121-138	L 5-9	5-7		23 Barnett	14 Barnett
15.	11/11	@ Phoenix	100-114	L 5-10		0-3	27 Petrie	9 Ellis
16.	11/12	Cleveland	103-105	L 5-11	5-8		27 Barnett	12 Ellis
17.	11/14	Cleveland	126-116	W 6-11	6-8		29 Barnett	14 Ellis
18.	11/16	San Diego	118-136	L 6-12	6-9		24 Barnett	8 Halimon
19.	11/17	Buffalo	101-102	L 6-13	6-10		24 Petrie	19 Ellis
20.	11/18	Atlanta	146-131	W 7-13	7-10		34 Barnett	16 Ellis
21.	11/21	(n) Buffalo @ Seattle	112-108	W 8-13	8-11		28 Ellis, Halimon	19 Ellis
22.	11/22	Milwaukee	104-126	L 8-14	8-11		17 McKenzie	12 Ellis
23.	11/24	@ Baltimore	104-156	L 8-15		0-4	22 Petrie	9 Halimon
24.	11/25	@ Boston	115-122	L 8-16		0-5	28 Petrie	11 Ellis
25.	11/27	@ Cleveland	111-102	W 9-16		1-5	20 Barnett	9 Ellis, Halimon
26.	11/28	@ Buffalo	95-111	L 9-17		1-6	23 Halimon	14 Schlueter
27.	11/29	@ Milwaukee	111-124	L 9-18		1-7	27 Petrie	25 Ellis
28.	12/1	San Diego	114-120	L 9-19	8-12		27 Barnett	17 Ellis
29.	12/4	Phoenix	121-126	L 9-20	8-13		33 Petrie	12 Schlueter
30.	12/6	@ Los Angeles	120-131	L 9-21		1-8	29 Ellis	17 Ellis
31.	12/8	@ New York	121-139	L 9-22		1-9	30 Petrie	21 Ellis
32.	12/9	@ Cleveland	109-102	W 10-22		2-9	25 Petrie, Barnett	9 Ellis, Schlueter
33.	12/11	@ Buffalo	120-105	W 11-22		3-9	25 Petrie	14 Ellis
34.	12/12	@ Atlanta	101-107	L 11-23		3-10	33 Barnett	9 Schlueter, Gregor
35.	12/15	Detroit	103-111	L 11-24	8-14		20 Barnett	17 Ellis
36.	12/18	(n) S.F. @ San Diego	118-122	L 11-25		3-11	23 Petrie	13 Ellis
37.	12/19	(n) S.D. @ Oakland	108-118	L 11-26		3-12	25 Ellis	10 Ellis
38.	12/20	Philadelphia	132-134 (ot)	L 11-27	8-15		31 Barnett	13 Barnett
39.	12/26	@ Phoenix	103-115	L 11-28		3-13	32 Petrie	11 Schlueter
40.	12/27	Boston	135-123	W 12-28	9-15		31 Petrie	15 Ellis
41.	1/1	@ Seattle	118-121	L 12-29		3-14	40 Petrie	9 Ellis, Schlueter
42.	1/2	Chicago	113-136	L 12-30	9-16		32 Petrie	11 Schlueter
43.	1/4	@ Cleveland	119-106	W 13-30		4-14	39 Petrie	13 Schlueter
44.	1/5	(n) Boston @ Phila.	124-120	W 14-30		5-14	28 Petrie	17 Schlueter
45.	1/6	@ Cincinnati	128-133 (ot)	L 14-31		5-15	32 Petrie	21 Schlueter
46.	1/8	@ Chicago	113-105	W 15-31		6-15	27 Petrie	11 Schlueter
47.	1/9	New York	114-96	W 16-31	10-16		32 Barnett	12 Ellis
48.	1/14	@ Buffalo	113-119	L 16-32		6-16	23 Petrie	15 Ellis
49.	1/19	@ Chicago	111-123	L 16-33		6-17	27 Ellis	10 Ellis
50.	1/20	@ Buffalo	106-126	L 16-34		6-18	35 Barnett	10 Schlueter
51.	1/22	@ Detroit	123-112	W 17-34		7-18	28 Petrie	13 Gregor
52.	1/23	@ Milwaukee	117-142	L 17-35		7-19	20 Schlueter	13 Schlueter
53.	1/24	@ Buffalo	111-123	L 17-36		7-20	28 Petrie	9 Gregor
54.	1/27	@ Cleveland	104-118	L 17-37		7-21	29 Petrie	13 Manning
55.	1/29	Phoenix	122-131	L 17-38	10-17		27 Barnett	17 Ellis
56.	1/31	@ Los Angeles	120-133	L 17-39		7-22	24 Barnett, Ellis	10 Gregor
57.	2/2	Milwaukee	123-111	W 18-39	11-17		27 Barnett	11 Gregor
58.	2/4	Atlanta	137-123	W 19-39	12-17		27 Ellis	17 Ellis
59.	2/5	San Francisco	123-117	W 20-39	13-17		25 Petrie	20 Ellis, Gregor
60.	2/7	Cleveland	112-103	W 21-39	14-17		24 Petrie	13 Halimon
61.	2/12	Seattle	137-125	W 22-39	15-17		43 Petrie	10 Ellis, Gregor
62.	2/16	Cincinnati (Eugene)	102-109	L 22-40	15-18		31 Petrie	16 Ellis
63.	2/17	@ Seattle	126-130	L 22-41		8-23	26 Petrie	13 Schlueter
64.	2/18	Los Angeles	114-136	L 22-42	15-19		36 Petrie	11 Ellis
65.	2/20	Philadelphia	105-118	L 22-43	15-20		33 Ellis	20 Ellis
66.	2/21	Cleveland	123-105	W 23-43	16-20		38 Petrie	11 Adelman
67.	2/23	@ Philadelphia	113-119	L 23-44		7-24	43 Petrie	13 Ellis
68.	2/24	@ Atlanta	107-118	L 23-45		7-25	26 Barnett	15 Schlueter
69.	2/26	@ Baltimore	97-114	L 23-46		7-26	28 Petrie	16 Schlueter
70.	2/27	@ New York	102-113	L 23-47		7-27	25 Petrie	11 Schlueter, Gregor
71.	3/2	@ Detroit	122-128	L 23-48		7-28	41 Petrie	12 Schlueter
72.	3/3	(n) Phila. @ Boston	104-120	L 23-49		7-29	19 Barnett	10 Ellis
73.	3/5	@ Cincinnati @ Omaha	111-117	L 23-50		7-30	25 Petrie	16 Gregor
74.	3/7	@ San Diego	121-135	L 23-51		7-31	40 Petrie	11 Ellis, Schlueter
75.	3/8	Buffalo	98-114	L 23-52	16-21		20 Petrie	9 Ellis, Schlueter
76.	3/11	Baltimore	136-118	W 24-52	17-21		30 Petrie	14 Gregor
77.	3/12	Detroit	129-133	L 24-53	17-22		33 Petrie	17 Ellis
78.	3/14	Buffalo	122-112	W 25-53	18-22		21 Petrie	17 Schlueter
79.	3/19	Seattle	135-128	W 26-53	*19-22		46 Petrie	18 Ellis
80.	3/20	@ Buffalo	132-129	W 27-53		8-31	31 Petrie	15 Ellis
81.	3/21	@ Cleveland	113-110	W 28-53		9-31	23 Petrie	12 Knight
82.	3/23	@ Cleveland	114-112	W 29-53		**10-31	37 Petrie	18 Ellis

(n) Neutral site \*Includes 1-0 record at neutral sites.

\*\*Includes 1-3 record at neutral sites.



Left to right, first row: Larry Steele, Geoff Petrie, Jim Marsh, Ron Knight, Darrall Imhoff, Dale Schlueter, Sidney Wicks, Gary Gregor, Stan McKenzie, Charles Yelverton, Rick Adelman. Second row: Leo Marty, Mike Hope, John White, Dr. Frank Smith, Dan Trutanich, Stu Inman, Rolland Todd, Bill Schonely, Dr. Larry Mudrick, Berlyn Hodges, George Rickles, Harry Glickman.

**IN REVIEW** --- Director of Player Personnel Stu Inman took over the reins of the club as interim coach when second-year head man Rolland Todd was dismissed on February 3 . . . At that juncture, the Trail Blazers were 12-44 and had lost nine in a row . . . The Blazers finished with an 18-64 mark (last in the league) after going 29-52 in their inaugural campaign . . . Portland was just 4-37 away from home and lost its last 18 road outings . . . The Trail Blazers ranked 15th among the league's 17 teams in offensive production, averaging 106.8 ppg, and were last in defensive prowess, giving up 116.5 ppg . . . Highlights of the season came in mid-December when Portland pulled out overtime wins on the road three nights apart, coming from behind to defeat the Pistons in Detroit, 131-130, and then winning in Buffalo 101-100 . . . The Blazers salvaged some of the wounds from an otherwise disappointing year when they routed the N.Y. Knicks, 133-88, in their final home outing March 18.

**HONORS** --- Sidney Wicks, Portland's first choice (No. 2 overall) in the 1971 NBA Draft, became the second Blazer in a row to earn Rookie of the Year honors . . . The All-American forward out of UCLA also became the eighth rookie in league history to top 2,000 points (2,009), after teammate Geoff Petrie did it the year before . . . He averaged 24.5 ppg, 12th highest among the league leaders . . . Stan McKenzie ranked ninth in free throw percentage (.831) . . . Wicks was a unanimous pick on the 1971-72 All-Rookie team and the second Blazer to participate in the NBA All-Star Game.

**CHANGES** --- Stu Inman is named interim coach on February 3, replacing Rolland Todd . . . **KEY DRAFT PICKS:** Sidney Wicks, UCLA (1st round), Charles Yelverton, Fordham (2nd), Larry Steele, Kentucky (3rd), Bill Smith, Syracuse (3rd) . . . **KEY ROSTER MOVES:** Traded Jim Barnett to San Francisco for three draft picks---one future (Charles Yelverton, Bill Smith, Dave Twardzik), LeRoy Ellis to LA Lakers for a future draft pick (Ollie Johnson).

**Overall record: 18-64 (17th in league, 9th in conference, 5th in division)**

**Home record: 13-27 (16th in league); Road record: 4-37 (17th in league); Neutral court record: 0-1**

### 1971-72 PORTLAND TRAIL BLAZERS STATISTICS

	G	St	Min	FG	FGA	Pct.	FT	FTA	Pct.	RB	Ast.	PF-dq	Points	Avg.
Sidney Wicks	82	82	3245	784	1837	.427	441	621	.710	943	350	186-1	2009	24.5
Geoff Petrie	60	57	2155	465	1115	.417	202	256	.789	133	248	108-0	1132	18.9
Stan McKenzie	82	30	2036	410	834	.492	315	379	.831	272	148	240-2	1135	13.8
Dale Schlueter	81	69	2693	353	672	.525	241	326	.739	860	285	277-3	947	11.7
Gary Gregor	82	52	2371	399	884	.451	114	151	.755	591	187	201-2	912	11.1
Rick Adelman	80	70	2445	329	753	.437	151	201	.751	229	413	209-2	809	10.1
Bill Smith	22	10	448	72	173	.416	38	64	.594	135	19	73-3	182	8.3
Charlie Yelverton	69	6	1227	206	530	.389	133	188	.707	201	81	145-2	545	7.9
Willie McCarter*	39	2	612	103	257	.401	37	55	.673	43	45	58-0	243	6.2
Ron Knight	49	0	483	112	257	.436	31	62	.500	116	33	52-0	255	5.2
Larry Steele	72	32	1311	148	308	.481	70	97	.722	282	161	198-8	366	5.1
Jim Marsh	39	0	375	39	117	.333	41	59	.695	84	30	50-0	119	3.1
Darrall Imhoff	40	0	404	42	103	.408	21	35	.600	107	50	76-1	105	2.6
<b>Portland</b>	<b>82</b>		<b>19805</b>	<b>3462</b>	<b>7840</b>	<b>.442</b>	<b>1835</b>	<b>2494</b>	<b>.736</b>	<b>3996</b>	<b>2090</b>	<b>1873-24</b>	<b>8759</b>	<b>106.8</b>
<b>Opponents</b>	<b>82</b>		<b>19805</b>	<b>3841</b>	<b>7906</b>	<b>.486</b>	<b>1875</b>	<b>2499</b>	<b>.750</b>	<b>4439</b>	<b>2312</b>	<b>1903-19</b>	<b>9557</b>	<b>116.5</b>

\* Did not complete season with Trail Blazers

	Date	Opponent	Score	Record	Home	Road	Scoring Leader	Rebounding Leader
1.	10/15	Seattle	88-119	L 0-1	0-1		22 McKenzie	12 Schlueter
2.	10/17	Milwaukee	94-127	L 0-2	0-2		23 Wicks	9 Wicks
3.	10/19	Detroit	99-101	L 0-3	0-3		25 McKenzie	11 Wicks
4.	10/23	Cincinnati	104-100	W 1-3	1-3		34 Wicks	15 Wicks
5.	10/26	Chicago	111-123	L 1-4	1-4		24 Wicks	15 Wicks
6.	10/29	Buffalo	119-120	L 1-5	1-5		28 Wicks	10 Smith
7.	11/4	@ Houston	112-110	W 2-5		1-0	31 Wicks	11 Wicks
8.	11/6	@ Boston	109-124	L 2-6		1-1	25 Wicks	13 Schlueter
9.	11/7	@ Cleveland	99-120	L 2-7		1-2	13 McCarter	11 Smith
10.	11/9	@ Buffalo	100-109	L 2-8		1-3	34 Wicks	12 Wicks
11.	11/10	@ Detroit	122-139	L 2-9		1-4	31 Wicks	8 Wicks, Gregor
12.	11/12	Cleveland	104-106	L 2-10	1-6		18 Schlueter	13 Schlueter
13.	11/13	Los Angeles	108-130	L 2-11	1-7		33 Wicks	12 Smith
14.	11/16	Milwaukee	105-125	L 2-12	1-8		20 Wicks	13 Smith
15.	11/18	@ Golden State	105-115	L 2-13		1	-5 29	Wicks 10 Wicks, Yelverton
16.	11/19	Cleveland	118-105	W 3-13	2-8		31 McKenzie	15 Wicks
17.	11/20	Seattle	100-104	L 3-14	2-9		27 Wicks	9 Smith
18.	11/23	@ Chicago	94-130	L 3-15		1-6	23 Wicks	9 Smith, Wicks
19.	11/24	@ Cincinnati	112-114	L 3-16		1-7	29 McKenzie	17 Wicks
20.	11/26	@ Milwaukee	105-120	L 3-17		1-8	30 Wicks	11 Wicks
21.	11/27	@ Philadelphia	93-116	L 3-18		1-9	22 Wicks	12 Schlueter
22.	11/30	Phoenix	111-121 (ot)	L 3-19	2-10		23 Wicks	16 Schlueter
23.	12/1	@ Phoenix	103-139	L 3-20		1-10	27 Wicks	10 Gregor
24.	12/3	Golden State	115-107	W 4-20	3-10		35 Petrie	16 Schlueter
25.	12/5	@ Los Angeles	107-123	L 4-21		1-11	20 Gregor	16 Wicks
26.	12/7	@ Detroit	131-130 (ot)	W 5-21		2-11	36 Petrie	16 Wicks, Schlueter
27.	12/8	@ Baltimore	97-115	L 5-22		2-12	24 Wicks	10 Schlueter
28.	12/10	@ Buffalo	101-100 (ot)	W 6-22		3-12	28 Petrie	14 Wicks
29.	12/11	@ New York	102-134	L 6-23		3-13	16 McCarter	11 Schlueter
30.	12/14	Los Angeles	114-129	L 6-24	3-11		31 Wicks	19 Schlueter
31.	12/17	Philadelphia	127-126	W 7-24	4-11		28 Gregor	12 Wicks
32.	12/18	@ Seattle	105-107	L 7-25		3-14	28 Wicks	17 Wicks
33.	12/19	Detroit	114-113	W 8-25	5-11		26 Wicks	17 Wicks
34.	12/21	Houston	119-132	L 8-26	5-12		24 Wicks, McKenzie	14 Gregor
35.	12/23	New York	117-120	L 8-27	5-13		27 McKenzie	12 Wicks
36.	12/25	Chicago	88-109	L 8-28	5-14		24 Wicks	19 Schlueter
37.	12/27	@ Atlanta	121-135	L 8-29		3-15	23 Petrie	15 Schlueter
38.	12/28	@ Cleveland	111-112	L 8-30		3-16	26 Petrie	11 Wicks
39.	12/29	@ Milwaukee	84-123	L 8-31		3-17	18 Schlueter	12 Schlueter
40.	12/30	@ Chicago	92-117	L 8-32		3-18	23 Wicks	14 Wicks
41.	1/2	Buffalo	108-90	W 9-32	6-14		30 Wicks	13 Gregor
42.	1/4	Atlanta	91-103	L 9-33	6-15		22 Wicks	16 Schlueter
43.	1/6	@ Golden State	115-119	L 9-34		3-19	29 Wicks	19 Wicks
44.	1/7	Boston	114-120	L 9-35	6-16		24 Petrie	15 Gregor
45.	1/8	Cleveland	125-102	W 10-35	7-16		22 Petrie	19 Wicks
46.	1/11	Baltimore	114-106	W 11-35	8-16		25 Petrie, Gregor	17 Schlueter
47.	1/14	@ Buffalo	102-100	W 12-35		4-19	28 Wicks	11 Schlueter
48.	1/15	@ Chicago	100-120	L 12-36		4-20	21 Petrie	9 Gregor
49.	1/16	@ Milwaukee	97-126	L 12-37		4-21	25 Wicks	16 Wicks
50.	1/21	@ Philadelphia	122-136	L 12-38		4-22	30 Wicks	20 Schlueter
51.	1/22	@ Baltimore	99-116	L 12-39		4-23	19 Wicks	10 Wicks
52.	1/23	@ Boston	105-115	L 12-40		4-24	25 Wicks	13 Wicks
53.	1/25	@ Houston	104-118	L 12-41		4-25	30 Wicks	16 Wicks
54.	1/28	Golden State	102-105	L 12-42	8-17		25 Wicks	25 Wicks
55.	1/30	@ Los Angeles	131-153	L 12-43		4-26	22 McKenzie	11 Schlueter
56.	2/1	Phoenix	117-129	L 12-44	8-18		25 Petrie	18 Schlueter
57.	2/4	Houston	114-113	W 13-44	9-18		30 Wicks	9 Schlueter, Gregor
58.	2/5	Phoenix	117-118 (ot)	L 13-45	9-19		32 Wicks	16 Wicks
59.	2/6	@ Phoenix	94-107	L 13-46		4-27	33 Petrie	17 Schlueter
60.	2/8	Cincinnati	104-100	W 14-46	10-19		30 Petrie	12 Schlueter
61.	2/11	Philadelphia	110-106	W 15-46	11-19		28 Wicks	7 Schlueter, Steele
62.	2/12	@ Seattle	97-125	L 15-47		4-28	21 Wicks	9 Imhoff
63.	2/13	Seattle	117-127 (ot)	L 15-48	11-20		32 Wicks	14 Schlueter
64.	2/15	Boston	104-111	L 15-49	11-21		30 Wicks	12 Schlueter
65.	2/18	@ Los Angeles	114-125	L 15-50		4-29	24 Adelman	11 Wicks
66.	2/19	Los Angeles	94-115	L 15-51	11-22		23 Wicks	22 Wicks
67.	2/20	@ Seattle	105-109	L 15-52		4-30	24 Wicks	15 Wicks
68.	2/22	@ New York	105-122	L 15-53		4-31	21 Wicks, Petrie	9 Schlueter
69.	2/23	@ Cincinnati	106-110	L 15-54		4-32	30 Wicks	13 Schlueter
70.	2/25	@ Cleveland	104-113	L 15-55		4-33	29 Petrie	12 Wicks
71.	2/27	@ Atlanta	110-113	L 15-56		4-34	32 Wicks	15 Schlueter
72.	2/29	Chicago	92-116	L 15-57	11-23		20 Wicks, Petrie	13 Wicks
73.	3/3	Baltimore	80-90	L 15-58	11-24		28 Wicks	20 Schlueter
74.	3/4	Atlanta	101-120	L 15-59	11-25		24 Wicks	12 Wicks
75.	3/7	Buffalo	98-94	W 16-59	12-25		24 Wicks	13 Schlueter
76.	3/9	(n) Houston @ Seattle	111-114	L 16-60	12-26		30 Wicks	14 Wicks
77.	3/14	Milwaukee	98-109	L 16-61	12-27		28 Wicks	8 Wicks
78.	3/16	@ Golden State	94-107	L 16-62		4-35	28 Wicks	16 Wicks
79.	3/17	Golden State	114-109	W 17-62	13-27		39 Petrie	23 Wicks
80.	3/18	New York	133-86	W 18-62	*14-27		30 Wicks	14 Schlueter
81.	3/21	@ Phoenix	128-160	L 18-63		4-36	31 Wicks	7 Wicks, Schlueter
82.	3/26	@ Houston	109-131	L 18-64		4-37	26 Petrie	16 Schlueter

(n) Neutral site game \*Includes 0-1 record at neutral site.



Left to right, first row: Jack McCloskey, Charlie Davis, Greg Smith, Bob Davis, Terry Dischinger, LaRue Martin, Geoff Petrie, Harry Glickman, Sidney Wicks, Bill Smith, Lloyd Neal, Larry Steele, Ollie Johnson, Rick Adelman, Bertlyn Hodges. Second row: Mike Hope, Bill Schonely, John White, Dr. Larry Mudrick, Wally Scales, George Rickles, Dr. Frank Smith, Leo Marty. Not pictured: Stu Inman, Neil Johnston.

**IN REVIEW** --- Under new head coach Jack McCloskey, the Blazers struggled to a 21-61 finish and won just 13 times at home . . . But Portland, with two of the league's top-10 scorers (Geoff Petrie, 24.9 ppg, and Sidney Wicks, 23.8 ppg) providing the punch, played an upbeat, fastbreak brand of basketball that helped boost home attendance by more than 1,000 a game over the previous season. Portland's rivalry with its neighbor to the north, Seattle, helped fuel fan interest. The two teams split their six-game series, with all six contests down-to-the-wire affairs. A pair of home wins during a three-night span helped get the Blazers faithful buzzing. On March 16, Portland posted a season-high point total in a 141-128 rout of Houston fired by Petrie's second 51-point game of the season. Two nights later, the Blazers rallied to clip the eventual world champion New York Knicks, 99-96, with Petrie getting 34 points.

**HONORS** --- Lloyd Neal, Portland's fifth selection (3rd round, 31st pick overall) in the 1972 Draft, was named to the NBA All-Rookie team . . . Neal, at 6-7 and 225, started 81 games at center and led the team in rebounding (11.8 rpg), and finished third in scoring (13.4 ppg) . . . Geoff Petrie, who topped the team in scoring (24.9 ppg), ranked seventh in the NBA and Sidney Wicks (23.8 ppg) ninth . . . Petrie registered a team record 51 points twice, both times against the Houston Rockets . . . Wicks made his second straight NBA All Star Game appearance, scoring 13 points.

**CHANGES** --- Jack McCloskey is named head coach on April 3 and Neil Johnston becomes Portland's first assistant coach . . . **KEY DRAFT PICKS:** LaRue Martin, Loyola-Chicago (1st round), Bob Davis, Weber State (2nd), Dave Twardzik, Old Dominion (2nd), Ollie Johnson, Temple (2nd), Lloyd Neal, Tennessee State (3rd). . . **KEY ROSTER MOVES:** Acquired Terry Dischinger from Detroit in a three-way exchange involving Philadelphia; Traded Dale Schlueter to Philadelphia for Dave Wohl, Stan McKenzie to Houston for Greg Smith.

**Overall record: 21-61 (tie, 15th in league, 9th in conference, 5th in division)**  
**Home record: 13-28 (16th in league), Road record: 8-33 (16th in league)**

### 1972-73 PORTLAND TRAIL BLAZERS STATISTICS

	G	St	Min	FG	FGA	Pct.	FT	FTA	Pct.	RB	Asst.	PF-dq	Points	Avg.
Geoff Petrie	79	77	3134	836	1801	.464	298	383	.778	273	350	163-2	1970	24.9
Sidney Wicks	80	80	3152	761	1684	.452	384	531	.723	870	440	253-3	1906	23.8
Lloyd Neal	82	81	2723	455	921	.494	187	293	.638	967	146	305-6	1097	13.4
Ollie Johnson	78	54	2138	308	620	.497	156	206	.757	417	200	166-0	772	9.9
Charlie Davis	69	11	1333	243	590	.412	126	161	.783	111	175	174-6	612	8.9
Greg Smith	72	18	1569	229	469	.488	75	128	.586	375	117	210-8	533	7.4
Rick Adelman	76	37	1822	214	525	.408	73	102	.716	157	294	155-2	501	6.6
Terry Dischinger	63	13	970	161	338	.476	64	96	.667	190	103	125-1	386	6.1
Larry Steele	66	35	1301	159	329	.483	71	89	.798	154	156	181-4	389	5.9
Stan McKenzie*	7	0	107	13	36	.361	14	16	.875	21	8	15-1	40	5.7
Dave Wohl*	22	3	393	47	114	.412	24	33	.727	20	68	45-0	118	5.4
LaRue Martin	77	1	996	145	366	.396	50	77	.649	358	42	162-0	340	4.4
Bill Smith	8	0	43	9	15	.600	5	8	.625	8	1	8-0	23	2.9
Bill Turner*	2	0	8	2	6	.333	0	0	.000	2	0	3-0	4	2.0
Bob Davis	9	0	41	6	28	.214	4	6	.667	5	2	5-0	16	1.8
<b>Portland</b>	<b>82</b>		<b>19730</b>	<b>3588</b>	<b>7842</b>	<b>.458</b>	<b>1531</b>	<b>2129</b>	<b>.719</b>	<b>3928</b>	<b>2102</b>	<b>1970-33</b>	<b>8707</b>	<b>106.2</b>
<b>Opponents</b>	<b>82</b>		<b>19730</b>	<b>3709</b>	<b>7780</b>	<b>.477</b>	<b>1800</b>	<b>2327</b>	<b>.774</b>	<b>4236</b>	<b>2271</b>	<b>1885-18</b>	<b>9218</b>	<b>112.4</b>

\* Did not complete season with Trail Blazers

	Date	Opponent	Score	Record	Home	Road	Scoring Leader	Rebounding Leader
1.	10/13	Seattle	84-92	L 0-1	0-1		26 Wicks	15 Neal
2.	10/14	Phoenix	120-124	L 0-2	0-2		30 Petrie	14 Wicks
3.	10/17	Milwaukee	111-108	W 1-2	1-2		33 Wicks	14 Wicks
4.	10/20	@ Los Angeles	104-126	L 1-3		0-1	16 Adelman, Dischinger	13 Wicks
5.	10/21	Golden State	97-104	L 1-4	1-3		28 Wicks	17 Neal
6.	10/22	@ Seattle	119-120 (ot)	L 1-5		0-2	29 Petrie	12 Neal, O.Johnson
7.	10/24	Atlanta	110-118	L 1-6	1-4		31 Wicks	14 Neal
8.	10/27	Chicago	95-118	L 1-7	1-5		30 Petrie	11 Neal, Martin
9.	10/29	Detroit	111-119	L 1-8	1-6		31 Wicks	16 Wicks
10.	11/2	@ Golden State	104-118	L 1-9		0-3	30 Wicks	15 Wicks
11.	11/4	Los Angeles	120-134	L 1-10	1-7		26 Wicks, Petrie	16 Neal
12.	11/6	New York	95-111	L 1-11	1-8		21 Wicks	12 O.Johnson
13.	11/12	K.C.-Omaha	102-100	W 2-11	2-8		29 Neal	13 Wicks
14.	11/14	Cleveland	100-91	W 3-11	3-8		27 Wicks	18 Neal
15.	11/17	Golden State	105-97	W 4-11	4-8		25 Wicks, Petrie	16 Wicks
16.	11/18	Seattle	100-102	L 4-12	4-9		27 Wicks	17 Neal
17.	11/21	@ New York	80-108	L 4-13		0-4	17 O.Johnson	12 Neal, O.Johnson
18.	11/22	@ Boston	107-126	L 4-14		0-5	23 Wicks	15 Wicks
19.	11/25	@ Philadelphia	117-106	W 5-14		1-5	30 Wicks	20 Neal
20.	11/26	@ Cleveland	105-102	W 6-14		2-5	27 Petrie	13 Wicks
21.	11/28	@ Detroit	116-120	L 6-15		2-6	39 Petrie	10 Neal
22.	11/29	@ K.C.-Omaha	102-110	L 6-16		2-7	23 Petrie	15 Neal
23.	12/2	Atlanta	103-106	L 6-17	4-10		30 Petrie	15 Wicks
24.	12/5	@ Atlanta	121-122	L 6-18		2-8	39 Petrie	14 Neal
25.	12/6	@ Baltimore	102-115	L 6-19		2-9	36 Petrie	17 Neal
26.	12/8	@ Houston	108-114	L 6-20		2-10	34 Petrie	12 Neal
27.	12/9	@ Phoenix	97-116	L 6-21		2-11	20 C.Davis	16 Neal
28.	12/10	@ Los Angeles	101-137	L 6-22		2-12	18 Petrie	6 Neal, G.Smith, O.Johnson
29.	12/12	Milwaukee	94-115	L 6-23	4-11		17 C.Davis	11 Neal
30.	12/15	@ Seattle	96-95	W 7-23		3-12	29 Petrie	13 Neal, Wicks
31.	12/16	Boston	116-123	L 7-24	4-12		38 Petrie	10 Wicks
32.	12/18	@ K.C. Omaha	95-113	L 7-25		3-13	23 Wicks	11 Neal
33.	12/19	@ Chicago	109-100	W 8-25		4-13	31 Wicks	22 Wicks
34.	12/20	@ Milwaukee	104-123	L 8-26		4-14	32 Wicks	10 Wicks, Neal
35.	12/22	Chicago	97-127	L 8-27	4-13		24 Petrie	7 Wicks, G.Smith
36.	12/25	Seattle	116-113	W 9-27	5-13		38 Wicks	11 G.Smith
37.	12/26	@ Los Angeles	92-116	L 9-28		4-15	17 Wicks	17 Wicks
38.	12/29	@ Phoenix	99-106	L 9-29		4-16	32 Wicks	11 Wicks
39.	12/30	Phoenix	104-107	L 9-30	5-14		33 Wicks	13 Wicks, Martin
40.	1/2	K.C.-Omaha	104-87	W 10-30	6-14		23 Wicks	17 Neal
41.	1/4	@ Golden State	83-108	L 10-31		4-17	22 Wicks	15 Wicks
42.	1/5	Philadelphia	135-102	W 11-31	7-14		29 Petrie	22 Wicks
43.	1/7	Detroit	96-101	L 11-32	7-15		35 Petrie	18 Wicks
44.	1/9	Baltimore	93-105	L 11-33	7-16		30 Petrie	21 Neal
45.	1/12	@ Buffalo	100-120	L 11-34		4-18	25 Wicks	17 Neal
46.	1/15	@ Detroit	101-112	L 11-35		4-19	29 Wicks	14 Neal, Wicks
47.	1/16	@ Chicago	89-100	L 11-36		4-20	21 Petrie	12 Neal
48.	1/17	@ Boston	99-117	L 11-37		4-21	20 Petrie	14 Wicks
49.	1/19	@ Milwaukee	105-108	L 11-38		4-22	31 Wicks	16 Neal
50.	1/20	@ Houston	130-115	W 12-38		5-22	51 Petrie	15 Wicks
51.	1/26	Phoenix	116-120	L 12-39	7-17		33 Wicks	12 Wicks
52.	1/27	@ Phoenix	117-109	W 13-39		6-22	33 Petrie	13 Martin
53.	1/30	Houston	120-123	L 13-40	7-18		28 Wicks	12 Neal
54.	2/3	K.C.-Omaha	97-105	L 13-41	7-19		26 Wicks	15 Wicks
55.	2/6	Seattle	117-118	L 13-42	7-20		31 Wicks	13 Wicks
56.	2/8	@ Golden State	111-123	L 13-43		6-23	42 Petrie	15 Neal
57.	2/9	Philadelphia	116-105	W 14-43	8-20		33 Neal	13 Neal, Wicks
58.	2/11	Baltimore	97-102	L 14-44	8-21		30 Petrie	14 Neal
59.	2/13	Buffalo	120-100	W 15-44	9-21		25 Petrie	18 Neal
60.	2/16	Boston	105-112	L 15-45	9-22		31 Petrie	15 Neal
61.	2/17	Los Angeles	103-110	L 15-46	9-23		27 Petrie	22 Neal
62.	2/18	@ Phoenix	119-118	W 16-46		7-23	23 Petrie	12 Neal
63.	2/20	@ New York	106-110	L 16-47		7-24	31 Wicks	10 Neal
64.	2/23	@ Cleveland	102-121	L 16-48		7-25	22 Petrie	10 Wicks, Neal, Dischinger
65.	2/24	@ Baltimore	110-128	L 16-49		7-26	25 Wicks	10 Wicks
66.	2/25	@ Philadelphia	111-115	L 16-50		7-27	30 Wicks	12 Neal
67.	2/27	Chicago	110-125	L 16-51	9-24		26 Petrie	8 Wicks
68.	3/2	Cleveland	106-92	W 17-51	10-24		27 Wicks	18 Neal
69.	3/4	Detroit	109-113	L 17-52	10-25		24 Petrie, Neal	18 Neal
70.	3/6	Los Angeles	102-114	L 17-53	10-26		26 Wicks	17 Neal, Wicks
71.	3/8	@ Atlanta	129-135	L 17-54		7-28	22 Petrie	9 Neal
72.	3/9	@ Milwaukee	96-116	L 17-55		7-29	14 Wicks, Steele	11 G.Smith
73.	3/10	@ Buffalo	101-106	L 17-56		7-30	33 Wicks	11 Wicks, Neal
74.	3/13	Golden State	101-109	L 17-57	10-27		33 Petrie	16 Wicks
75.	3/16	Houston	141-128	W 18-57	11-27		51 Petrie	9 Neal
76.	3/18	New York	99-96	W 19-57	12-27		34 Petrie	18 Wicks
77.	3/19	@ K.C.-Omaha	105-106	L 19-58		7-31	26 Wicks	11 Neal
78.	3/20	@ Chicago	109-123	L 19-59		7-32	32 Petrie	13 Neal
79.	3/21	@ Detroit	109-122	L 19-60		7-33	27 Wicks	9 Wicks
80.	3/23	@ Seattle	118-112	W 20-60		8-33	41 Petrie	20 Neal
81.	3/25	Buffalo	113-107 (ot)	W 21-60	13-27		39 Petrie	12 G.Smith
82.	3/26	Milwaukee	99-118	L 21-61	13-28		29 Petrie	10 G.Smith, Neal





Left to right, first row: Harry Glickman, John Johnson, Larry Steele, Greg Smith, Geoff Petrie, Ollie Johnson, Jack McCloskey. Second row: Wally Scales, Neil Johnston, Sidney Wicks, LaRue Martin, Rick Roberson, Lloyd Neal, Stu Inman, Dr. Larry Mudrick. Third row: Berlyn Hodges, John White, George Rickles, Bernie Fryer, Mark Sibley, Bill Schonely, Dr. Frank Smith, Leo Marty.

**IN REVIEW** --- The Blazers, in their fourth NBA season, improved by six games in the win column over the previous campaign but were still near the bottom of the league with a 27-55 record. Portland's one-two scoring punch of Geoff Petrie and Sidney Wicks added some luster to the season along with third-year guard-forward Larry Steele, who became the club's first NBA statistical leader. Petrie finished eighth in the NBA scoring race with a 24.3 ppg average and Wicks 11th (22.5). The quick-handed Steele averaged 2.68 steals a game to lead the league in that category. Jack McCloskey's club put together two good runs, opening the season by winning seven of their first 11 outings, then then took eight of 12 beginning in mid-December. But the road bugaboo continued to plague the Blazers. They won only five times all year away from home and in one stretch lost a club record 21 straight on the road. Biggest success came on opening night in Memorial Coliseum when the Blazers crunched the eventual Central Division champion Capital (Washington) Bullets, 132-87. On November 3, a crowd of 12,086 turned out to watch Portland defeat the defending NBA champion New York Knicks, 107-104. It was the first plus-12,000 crowd in franchise history.

**HONORS** --- Sidney Wicks and Geoff Petrie were selected to represent Portland in the NBA All Star Game . . . Wicks, making his third straight All Star appearance, scored 16 points, and Petrie, in his second All Star Game, eight points . . . Larry Steele was the NBA leader in steals with 217 (a 2.68 per game average) . . . With Steele leading the way, Portland topped the league in swipes with 797.

**CHANGES** --- **KEY ROSTER MOVES:** Acquired John Johnson, Rick Roberson and a 1973 1st round draft pick (Barry Parkhill, Virginia) from Cleveland in exchange for 973 1st round and 3rd round draft picks; Traded Rick Adelman to Chicago for cash and a 1974 2nd round draft choice (Phil Lumpkin).

**Overall record: 27-55 (16th in league, 9th in conference, 5th in division)**

**Home record: 22-19 (tie, 11th in league), Road record: 5-36 (16th in league)**

### 1973-74 PORTLAND TRAIL BLAZERS STATISTICS

	G	St	Min	FG	FGA	Pct.	FT	FTA	Pct.	Off	Def	Reb	Ast.	PF-DQ	Stl	Blk	Pts	Avg.
Geoff Petrie	73	73	2800	740	1537	.481	291	341	.853	64	144	208	315	199-2	84	15	1771	24.3
Sidney Wicks	75	75	2853	685	1492	.459	314	412	.762	196	488	684	326	214-2	90	63	1684	22.5
John Johnson	69	65	2287	459	990	.464	212	261	.812	160	355	515	284	221-1	69	29	1130	16.4
Rick Roberson	69	63	2060	364	797	.457	205	316	.649	251	450	701	133	252-4	65	55	933	13.5
Larry Steele	81	80	2648	325	680	.478	135	171	.789	89	221	310	323	295-10	217	32	785	9.7
Lloyd Neal	80	20	1517	246	502	.490	117	168	.696	150	344	494	89	190-0	45	73	609	7.6
Bernie Fryer	80	12	1674	226	491	.460	107	135	.793	60	99	159	279	187-1	92	10	559	7.0
Ollie Johnson	79	16	1718	209	434	.482	77	94	.819	116	208	324	167	179-2	60	30	495	6.3
Dennis Layton*	22	0	327	55	112	.491	14	26	.538	7	26	33	51	45-0	9	1	124	5.6
Bob Verga	21	0	216	42	93	.452	20	32	.625	11	7	18	17	22-0	12	0	104	5.0
LaRue Martin	50	4	538	101	232	.435	42	66	.636	74	107	181	20	90-0	7	26	244	4.9
Charlie Davis*	8	0	90	14	40	.350	3	4	.750	2	9	11	11	7-0	2	0	31	3.9
Greg Smith	67	2	878	99	228	.434	48	79	.608	65	124	189	78	126-1	41	6	246	3.7
Mark Sibley	28	0	124	20	56	.357	6	7	.857	9	16	25	13	23-0	4	1	46	1.6
<b>Portland</b>	<b>82</b>		<b>19730</b>	<b>3585</b>	<b>7684</b>	<b>.467</b>	<b>1591</b>	<b>2112</b>	<b>.753</b>	<b>1254</b>	<b>2598</b>	<b>3852</b>	<b>2106</b>	<b>2050-23</b>	<b>797</b>	<b>341</b>	<b>8761</b>	<b>106.8</b>
<b>Opponents</b>	<b>82</b>		<b>19730</b>	<b>3664</b>	<b>7571</b>	<b>.484</b>	<b>1825</b>	<b>2299</b>	<b>.794</b>	<b>1197</b>	<b>2678</b>	<b>3875</b>	<b>2308</b>	<b>1961-20</b>	<b>866</b>	<b>415</b>	<b>9153</b>	<b>111.6</b>

\* Did not complete season with Trail Blazers

	Date	Opponent	Score	Record	Home	Road	Scoring Leader	Rebounding Leader
1.	10/13	Capital	132-87	W 1-0	1-0		29 Petrie	17 Roberson
2.	10/19	K.C.-Omaha	111-99	W 2-0	2-0		25 Petrie	11 Wicks
3.	10/20	Seattle	123-108	W 3-0	3-0		32 Petrie	15 Neal
4.	10/23	@ Cleveland	96-103	L 3-1		0-1	22 Wicks	16 Neal
5.	10/24	@ Philadelphia	110-132	L 3-2		0-2	26 Petrie	12 Wicks
6.	10/26	Atlanta	127-110	W 4-2	4-0		30 Wicks	14 Wicks
7.	10/27	Detroit	98-111	L 4-3	4-1		37 Petrie	8 Neal
8.	10/28	@ Los Angeles	98-111	L 4-4		0-3	19 Neal, Layton	23 Neal
9.	10/30	Los Angeles	114-112	W 5-4	5-1		26 Petrie	15 Roberson
10.	11/3	New York	107-100	W 6-4	6-1		21 Neal, Wicks	13 Roberson
11.	11/9	Buffalo	122-108	W 7-4	7-1		31 Wicks	16 Roberson
12.	11/10	Chicago	104-106	L 7-5	7-2		27 Petrie	17 Roberson
13.	11/13	@ Milwaukee	100-108	L 7-6		0-4	23 Petrie	13 Roberson
14.	11/14	@ Detroit	111-108	W 8-6		1-4	36 Petrie	14 Roberson
15.	11/15	@ Atlanta	114-123	L 8-7		1-5	40 Petrie	12 J.Johnson
16.	11/17	@ Houston	96-87	W 9-7		2-5	23 Wicks	13 Wicks
17.	11/20	@ Chicago	101-106	L 9-8		2-6	29 Petrie	9 Roberson
18.	11/22	Seattle	131-125	W 10-8	8-2		43 Petrie	10 J.Johnson
19.	11/23	@ Seattle	106-127	L 10-9		2-7	16 Wicks	8 J.Johnson
20.	11/24	Los Angeles	108-125	L 10-10	8-3		27 Petrie	15 Wicks
21.	11/25	@ Los Angeles	109-137	L 10-11		2-8	23 Roberson	10 Neal
22.	11/29	@ Golden State	89-119	L 10-12		2-9	26 Wicks	10 Steele
23.	11/30	Phoenix	99-107	L 10-13	8-4		24 J.Johnson	12 J.Johnson
24.	12/1	Los Angeles	134-115	W 11-13	9-4		31 J.Johnson	14 Neal
25.	12/4	@ New York	100-113	L 11-14		2-10	28 Petrie	10 Roberson
26.	12/5	@ Buffalo	110-114	L 11-15		2-11	24 Wicks, Roberson	11 Roberson
27.	12/7	@ Milwaukee	86-116	L 11-16		2-12	21 Petrie	9 Neal
28.	12/8	@ Detroit	91-106	L 11-17		2-13	19 Steele	22 Wicks
29.	12/11	Capital	82-87	L 11-18	9-5		22 Wicks	19 Roberson
30.	12/13	@ Phoenix	119-108	W 12-18		3-13	25 Petrie	10 J.Johnson
31.	12/14	Golden State	109-101	W 13-18	10-5		25 Wicks	12 Roberson
32.	12/16	Milwaukee	98-121	L 13-19	10-6		26 J.Johnson	10 J.Johnson
33.	12/18	Phoenix	133-117	W 14-19	11-6		37 Petrie	15 Roberson
34.	12/21	Boston	120-124 (ot)	L 14-20	11-7		38 Petrie	12 J.Johnson, Wicks
35.	12/22	Philadelphia	110-105	W 15-20	12-7		26 Petrie	10 Wicks
36.	12/27	@ Golden State	118-117	W 16-20		4-13	31 Petrie	8 Roberson
37.	12/28	@ Seattle	93-110	L 16-21		4-14	25 Petrie	11 Wicks
38.	12/30	Chicago	99-92	W 17-21	13-7		24 J.Johnson	15 Roberson
39.	1/1	Buffalo	119-120	L 17-22	13-8		39 Petrie	14 Roberson
40.	1/4	Houston	113-119	L 17-23	13-9		32 J.Johnson	10 Roberson
41.	1/6	Golden State	106-105	W 18-23	14-9		26 Petrie, Wicks	14 Wicks
42.	1/8	K.C.-Omaha	129-110	W 19-23	15-9		27 Petrie, Wicks	15 Roberson
43.	1/13	@ K.C.-Omaha	99-103	L 19-24		4-15	23 Petrie	14 Wicks
44.	1/17	@ Atlanta	99-126	L 19-25		4-16	23 Wicks	11 Wicks
45.	1/19	@ Milwaukee	106-121	L 19-26		4-17	27 Wicks	7 Wicks
46.	1/20	@ Chicago	97-99	L 19-27		4-18	21 Wicks	8 Martin
47.	1/22	@ K.C.-Omaha	96-103	L 19-28		4-19	26 Wicks	10 Roberson
48.	1/23	@ Detroit	95-121	L 19-29		4-20	22 Verga	9 Wicks
49.	1/25	Cleveland	84-87	L 19-30	15-10		31 Wicks	14 Roberson
50.	1/29	Milwaukee	106-126	L 19-31	15-11		25 Wicks	14 Roberson
51.	1/31	@ Phoenix	100-112	L 19-32		4-21	38 Wicks	12 Wicks
52.	2/2	Seattle	102-97	W 20-32	16-11		26 Wicks	14 Wicks
53.	2/3	@ Los Angeles	91-124	L 20-33		4-22	24 Wicks	12 Wicks
54.	2/5	Detroit	102-104	L 20-34	16-12		27 Petrie	13 Roberson
55.	2/6	@ Seattle	94-107	L 20-35		4-23	28 Petrie	9 Roberson
56.	2/8	K.C.-Omaha	99-104	L 20-36	16-13		25 Wicks	14 Roberson
57.	2/10	Houston	106-112	L 20-37	16-14		27 J.Johnson	16 Roberson
58.	2/12	Phoenix	113-104	W 21-37	17-14		37 Roberson	10 Roberson
59.	2/15	Boston	104-106	L 21-38	17-15		27 Roberson, Fryer	16 Roberson
60.	2/16	Cleveland	101-106	L 21-39	17-16		22 Wicks	13 Wicks
61.	2/17	@ Phoenix	100-112	L 21-40		4-24	23 Wicks	11 Wicks
62.	2/19	@ New York	116-119 (ot)	L 21-41		4-25	34 Wicks	18 Roberson
63.	2/20	@ Capital	101-116	L 21-42		4-26	26 Wicks, Petrie	11 Wicks
64.	2/22	@ Chicago	100-117	L 21-43		4-27	22 Petrie	11 Wicks
65.	2/24	@ Houston	115-133	L 21-44		4-28	23 Petrie	7 Steele
66.	2/26	Philadelphia	110-118	L 21-45	17-17		32 Petrie	13 Roberson
67.	2/28	@ Golden State	109-129	L 21-46		4-29	32 Petrie	10 Roberson
68.	3/1	Chicago	95-91	W 22-46	18-17		33 Petrie	13 Neal
69.	3/3	Detroit	95-99	L 22-47	18-18		32 Petrie	12 Neal
70.	3/6	Los Angeles	107-102	W 23-47	19-18		28 Wicks	17 Neal
71.	3/9	@ Capital	103-106	L 23-48		4-30	22 Petrie	10 J.Johnson
72.	3/10	@ Buffalo	112-122	L 23-49		4-31	26 Petrie	12 Roberson
73.	3/12	@ Boston	93-110	L 23-50		4-32	32 J.Johnson	17 Roberson
74.	3/15	New York	107-105	W 24-50	20-18		29 Petrie	12 Wicks
75.	3/16	Atlanta	128-127	W 25-50	21-18		37 Petrie	10 Roberson
76.	3/18	@ K.C.-Omaha	105-114	L 25-51		4-33	31 Petrie	13 Roberson
77.	3/19	@ Cleveland	103-107	L 25-52		4-34	34 Petrie	12 J.Johnson
78.	3/20	@ Philadelphia	113-106	W 26-52		5-34	43 Petrie	13 J.Johnson
79.	3/22	@ Boston	118-126	L 26-53		5-35	23 Petrie	14 J.Johnson
80.	3/24	Milwaukee	110-120	L 26-54	21-19		26 Steele	10 Wicks
81.	3/26	@ Golden State	120-143	L 26-55		5-36	32 Petrie	13 J.Johnson
82.	3/27	Golden State	132-122	W 27-55	22-19		30 Wicks	13 Neal



Left to right, first row: Phil Lumpkin, Lenny Wilkens, Tom Meschery, Ron Culp, John Johnson, Dan Anderson. Second row: Lloyd Neal, Barry Clemens, Sidney Wicks, Bill Walton, LaRue Martin, Geoff Petrie, Larry Steele, Greg Smith.

**IN REVIEW** --- Future Hall of Famer Lenny Wilkens took over the coaching reigns and guided the Trail Blazers to a 38-44 finish, the best in the young franchise's first five seasons and just three victories shy of earning the club's first playoff appearance. The Blazers, 13 games under .500 on February 23 (24-37), came on strong to win 14 of their last 21 and just miss a post-season berth. They launched the late run by winning six straight, at the time the longest victory streak in club history. Portland opened the year with a thrilling 131-129 four-overtime victory over Cleveland at home and closed it out with three straight wins, including 124-106 and 126-97 romps over the Lakers. Wilkens, who was player-coach and appeared in 65 games, saw his final NBA action wearing a Blazers uniform on April 6, 1975, when he scored 15 points and dishing out six assists in a 29-point win over the Lakers. In all, he averaged 16.5 ppg in 1,077 games over 15 seasons for four different teams. The 1974-75 season also marked the arrival on the Portland scene of another future Hall of Famer, Bill Walton. The three-time College Player of the Year from UCLA was taken as the No. 1 choice in the 1974 NBA Draft by the Blazers. However, injuries kept the big redhead on the bench for all but 35 games of his rookie season. In those outings, he averaged 12.8 ppg and 12.6 rpg. Sidney Wicks was Portland's leader with 21.7 ppg and 10.7 rpg while starting all 82 games. In a 117-116 OT win over the Lakerson February 26, he pulled down a club-record 27 rebounds.

**HONORS** --- Sidney Wicks was selected to play in his fourth straight NBA All-Star Game . . . He scored 16 points and had nine rebounds . . . Wicks finished 12th in NBA race with a 21.7 ppg . . . Larry Steele was third in steals with a 2.41 per game average . . . The Blazers as a team led the league in field goal accuracy, shooting .480, and in assists, averaging 26.9 per game.

**CHANGES** --- Lenny Wilkens was named head coach on May 24, succeeding Jack McCloskey . . . Tom Meschery became an assistant coach . . . Ron Culp was named trainer, succeeding Leo Marty . . . Larry Weinberg became president on January 7 . . . **KEY DRAFT PICKS:** Bill Walton, UCLA (1st round) . . . **KEY ROSTER MOVES:** Traded Rick Roberson to New Orleans for Barry Clemens.

**Overall record: 38-44 (12th in league, tie, 6th in conference, 3rd in division)**

**Home record: 28-15 (8th in league) Road record: 10-31 (tie, 14th in league)**

### 1974-75 PORTLAND TRAIL BLAZERS STATISTICS

	G	St	Min	FG	FGA	Pct.	FT	FTA	Pct.	Off	Def	Reb	Asst.	PF-DQ	Stl	Blk	Pts	Avg.
Sidney Wicks	82	82	3162	692	1391	.497	394	558	.706	231	646	877	287	289-5	108	80	1778	21.7
Geoff Petrie	80	80	3109	602	1319	.456	261	311	.839	38	171	209	424	215-1	81	13	1465	18.3
John Johnson	80	74	2540	527	1082	.487	236	301	.784	162	339	501	240	249-3	75	39	1290	16.1
Bill Walton	35	28	1153	177	345	.513	94	137	.686	92	349	441	167	115-4	29	94	448	12.8
Lloyd Neal	82	31	2278	409	869	.471	189	295	.641	186	501	687	139	239-2	43	87	1007	12.3
Larry Steele	76	63	2389	265	484	.548	122	146	.836	86	140	226	287	254-6	183	16	652	8.6
LaRue Martin	81	27	1372	236	522	.452	99	142	.697	136	272	408	69	239-3	33	49	571	7.0
Lenny Wilkens	65	13	1161	134	305	.439	152	198	.768	38	82	120	235	96-1	77	9	420	6.5
Barry Clemens	77	4	952	168	355	.473	45	60	.750	33	128	161	76	139-0	68	2	381	4.9
Phil Lumpkin	48	8	792	86	190	.453	30	39	.769	10	49	59	177	80-1	20	3	202	4.2
Greg Smith	55	0	519	71	146	.486	32	48	.667	29	60	89	27	96-1	22	6	174	3.2
Dan Anderson	43	0	453	47	105	.448	26	30	.867	8	21	29	81	44-0	16	1	120	2.8
<b>Portland</b>	<b>82</b>		<b>19880</b>	<b>3414</b>	<b>7113</b>	<b>.480</b>	<b>1680</b>	<b>2265</b>	<b>.742</b>	<b>1049</b>	<b>2758</b>	<b>3807</b>	<b>2209</b>	<b>2055-29</b>	<b>755</b>	<b>399</b>	<b>8508</b>	<b>103.8</b>
<b>Opponents</b>	<b>82</b>		<b>19880</b>	<b>3379</b>	<b>7502</b>	<b>.450</b>	<b>1714</b>	<b>2178</b>	<b>.787</b>	<b>1207</b>	<b>2572</b>	<b>3779</b>	<b>2090</b>	<b>2085-34</b>	<b>927</b>	<b>383</b>	<b>8472</b>	<b>103.3</b>

	Date	Opponent	Score	Record	Home	Road	Scoring Leader	Rebounding Leader
1.	10/18	Cleveland	131-129 (4ot)	W 1-0	1-0		29 Wicks, J. Johnson	24 Walton
2.	10/19	Detroit	99-122	L 1-1	1-1		27 J. Johnson	13 Walton
3.	10/22	@ Golden State	107-106	W 2-1		1-0	27 Petrie	20 Walton
4.	10/23	@ Seattle	97-107	L 2-2		1-1	24 Petrie	17 Walton
5.	10/25	Golden State	97-99	L 2-3	1-2		27 Wicks	25 Walton
6.	10/27	Seattle	120-94	W 3-3	2-2		28 J. Johnson	17 Walton
7.	10/29	LA Lakers	102-105	L 3-4	2-3		24 Wicks	16 Walton
8.	11/1	Buffalo	113-106	W 4-4	3-3		27 Wicks	14 Walton
9.	11/3	Golden State	100-109	L 4-5	3-4		21 Wicks	21 Walton
10.	11/6	@ Boston	110-128	L 4-6		1-2	26 Wicks	11 Walton
11.	11/8	@ Philadelphia	89-105	L 4-7		1-3	23 Wicks	12 Wicks
12.	11/9	@ Atlanta	119-115	W 5-7		2-3	28 Petrie	11 Walton
13.	11/10	@ New Orleans	101-102	L 5-8		2-4	25 Walton	16 Walton
14.	11/12	New York	105-103	W 6-8	4-4		26 J. Johnson	12 Wicks
15.	11/14	Atlanta	104-92	W 7-8	5-4		22 Petrie	16 J. Johnson
16.	11/16	LA Lakers	112-99	W 8-8	6-4		26 Wicks	15 Neal
17.	11/19	Chicago	98-92 (ot)	W 9-8	7-4		25 Wicks	18 Wicks
18.	11/22	Washington	99-117	L 9-9	7-5		22 Wicks	10 Walton
19.	11/23	Seattle	110-117	L 9-10	7-6		20 Petrie	16 Neal
20.	11/27	Houston	111-97	W 10-10	8-6		32 J. Johnson	17 Neal
21.	11/28	@ Phoenix	88-85	W 11-10		3-4	29 Wicks	17 Wicks
22.	11/30	New Orleans	117-85	W 12-10	9-6		23 J. Johnson, Neal	15 Neal
23.	12/3	@ Chicago	91-96	L 12-11		3-5	21 J. Johnson	20 Wicks
24.	12/4	@ Washington	87-114	L 12-12		3-6	23 Wicks	12 Wicks
25.	12/6	@ Buffalo	105-114	L 12-13		3-7	24 J. Johnson	13 J. Johnson
26.	12/7	@ New York	112-120	L 12-14		3-8	37 Petrie	11 Neal
27.	12/10	Atlanta	103-107	L 12-15	9-7		27 Petrie	16 Martin
28.	12/11	@ Phoenix	100-104	L 12-16		3-9	31 Wicks	10 J. Johnson
29.	12/15	LA Lakers	100-97	W 13-16	10-7		24 Wicks, Clemens	15 Wicks
30.	12/17	Milwaukee	119-103	W 14-16	11-7		25 Wicks	19 Wicks
31.	12/21	Detroit	108-97	W 15-16	12-7		27 Wicks, J. Johnson	9 Wicks, Martin
32.	12/22	@ LA Lakers	102-115	L 15-17		3-10	27 J. Johnson	16 Wicks
33.	12/26	@ Golden State	101-112	L 15-18		3-11	23 Wicks	12 Wicks, Neal
34.	12/29	K.C.-Omaha	99-103	L 15-19	12-8		25 Wicks	11 Neal
35.	1/1	Boston	94-108	L 15-20	12-9		23 Wicks	17 Wicks
36.	1/3	Seattle	93-98	L 15-21	12-10		24 Wicks	14 Wicks
37.	1/5	New Orleans	111-102	W 16-21	13-10		24 Wicks	19 Wicks
38.	1/7	New York	106-92	W 17-21	14-10		22 Neal	14 Wicks
39.	1/10	@ Phoenix	113-110	W 18-21		4-11	33 Wicks	11 Wicks
40.	1/16	@ Cleveland	81-89	L 18-22		4-12	17 Petrie	9 Wicks
41.	1/17	@ Houston	127-106	W 19-22		5-12	27 Petrie	11 Walton
42.	1/19	@ Milwaukee	108-122	L 19-23		5-13	31 Wicks	14 Wicks
43.	1/21	@ K.C.-Omaha	106-109	L 19-24		5-14	20 Steele	12 Wicks
44.	1/22	@ Detroit	94-96	L 19-25		5-15	25 Walton	11 Walton
45.	1/24	Philadelphia	119-97	W 20-25	15-10		18 Petrie	13 Walton
46.	1/25	@ Golden State	109-114 (ot)	L 20-26		5-16	22 Petrie, Wicks	20 Walton
47.	1/26	Golden State	128-113	W 21-26	16-10		29 Petrie	12 Walton
48.	1/28	Phoenix	115-107	W 22-26	17-10		36 Wicks	13 Walton
49.	1/31	@ Seattle	103-106	L 22-27		5-17	22 Petrie	16 Walton, Wicks
50.	2/1	Seattle	91-93	L 22-28	17-11		19 Neal	15 Walton
51.	2/4	@ Chicago	90-102	L 22-29		5-18	21 J. Johnson	13 Walton
52.	2/5	@ K.C.-Omaha	82-90	L 22-30		5-19	20 Petrie	14 Walton
53.	2/6	@ Cleveland	90-98	L 22-31		5-20	25 Petrie, Wicks	8 Martin
54.	2/8	Washington	100-96	W 23-31	18-11		26 J. Johnson	11 Walton
55.	2/9	Houston	92-100	L 23-32	18-12		20 Wicks	9 Walton
56.	2/14	@ Seattle	90-88	W 24-32		6-20	20 J. Johnson	13 Wicks
57.	2/15	Boston	100-102	L 24-33	18-13		26 J. Johnson	10 Neal
58.	2/18	@ Houston	83-107	L 24-34		6-21	18 Wicks	10 Walton
59.	2/20	@ New Orleans	102-114	L 24-35		6-22	25 Wicks	12 Neal
60.	2/21	@ Buffalo	106-116	L 24-36		6-23	23 Wicks	6 Neal
61.	2/23	@ Washington	98-113	L 24-37		6-24	21 Neal	11 Neal
62.	2/25	Philadelphia	99-77	W 25-37	19-13		25 Wicks	15 Wicks
63.	2/26	@ LA Lakers	117-116 (2ot)	W 26-37		7-24	27 Neal	27 Wicks
64.	3/1	Golden State	122-86	W 27-37	20-13		28 Neal	14 Wicks, Neal
65.	3/4	Cleveland	117-98	W 28-37	21-13		24 Wicks	13 Neal
66.	3/7	Phoenix	120-98	W 29-37	22-13		35 Wicks	13 Wicks
67.	3/8	Chicago	88-82	W 30-37	23-13		29 Petrie	14 Neal
68.	3/12	@ Philadelphia	88-91	L 30-38		7-25	25 Wicks	13 Wicks
69.	3/13	@ New York	103-116	L 30-39		7-26	26 Wicks	11 Neal
70.	3/14	@ Boston	98-103	L 30-40		7-27	24 J. Johnson	11 Neal
71.	3/16	Buffalo	102-95	W 31-40	24-13		27 Wicks	14 Wicks
72.	3/18	Milwaukee	95-89	W 32-40	25-13		21 Wicks	15 Neal
73.	3/20	@ Golden State	95-97	L 32-41		7-28	20 Wicks, J. John., Wilkens	9 Wicks, Neal, Wilk., Petrie
74.	3/21	@ Phoenix	112-108	W 33-41		8-28	23 Wicks	10 Neal
75.	3/22	Phoenix	94-92	W 34-41			29 Neal	10 Neal
76.	3/25	@ Atlanta	105-89	W 35-41		9-28	24 Wicks	14 Wicks
77.	3/26	@ Detroit	107-110	L 35-42		9-29	31 Wicks	12 Wicks
78.	3/28	@ Milwaukee	105-128	L 35-43		9-30	23 Steele	13 Neal
79.	3/30	@ Seattle	88-98	L 35-44		9-31	24 J. Johnson	11 Wicks
80.	4/1	@ LA Lakers	124-106	W 36-44		10-31	22 Wicks, Petrie	19 Wicks
81.	4/4	K.C.-Omaha	116-110	W 37-44	27-13		31 Petrie	12 Neal
82.	4/6	LA Lakers	126-97	W 38-44	28-13		21 Neal	14 Neal, Wicks



Left to right, first row: Larry Weinberg, Harry Glickman, Bob Gross, Lionel Hollins, Dan Anderson, Geoff Petrie, Lenny Wilkens, Tom Meschery. Second row: Lloyd Neal, Barry Clemens, Sidney Wicks, Bill Walton, LaRue Martin, Steve Hawes, Steve Jones, Larry Steele. Third row: Bill Schonely, John White, Dr. Robert Cook, Ron Culp, Stu Inman, Wally Scales, Dr. Larry Mudrick, George Rickles, Berlyn Hodges.

**IN REVIEW** --- After coming close to securing a playoff berth the previous season, the Trail Blazers won one less game than 1974-75 (37-45) and finished fifth in the Pacific Division, six games out of contention for post-season action. Injuries to key players, particularly Bill Walton and Lloyd Neal, helped frustrate Coach Lenny Wilkens efforts to build on the advances made during 1974-75. Walton sat out 31 games with ankle problems and Portland was 11-20 in those games. With Walton back in action, the Blazers surged in mid-season, winning seven in a row and 10 of 12, including three out of five on a tough Eastern road swing. That pulled them within four games of .500---23-27---on February 6, but injuries again forced Wilkens to scramble for starters and the team lost seven of its next eight. During the stretch when the Blazers were 12-2, Walton averaged 21.1 points and 17.8 rebounds, including a 36-point, 22-rebound game in a victory at Atlanta and 27 points and 22 rebounds in a 23-point win over the Lakers nine nights later. Sidney Wicks led the Blazers in scoring for the season, averaging 19.1 ppg with Geoff Petrie (18.9 ppg) and Walton (18.1 ppg) right behind. Walton topped rebounders with a 13.0 average.

**HONORS** --- Larry Steele finished third in the NBA in steals (2.41 per game), Lloyd Neal was 10th in blocked shots (1.57 per game) and Sidney Wicks 12th in scoring (19.1 ppg).

**CHANGES --- KEY DRAFT PICKS:** Lionel Hollins, Arizona State (1st round), Bob Gross, Long Beach State (2nd) ... **KEY ROSTER MOVES:** Acquired Steve Jones from Golden State in exchange for a 1976 6th round pick; Traded John Johnson to Houston for Steve Hawes

**Overall record: 37-45 (14th in league, 6th in conference, 5th in division)**  
**Home record: 26-15 (11th in league), Road record: 11-30 (14th in league);**

1975-76 PORTLAND TRAIL BLAZERS STATISTICS																			
	G	St	Min	FG	FGA	Pct.	FT	FTA	Pct.	Off	Def	Reb	Ast.	PF-DQ	Stl	Blk	Pts	Avg.	
Sidney Wicks	79	78	3044	580	1201	.483	345	512	.674	245	467	712	244	250-5	77	53	1505	19.1	
Geoff Petrie	72	72	2557	543	1177	.461	277	334	.829	38	130	168	330	194-0	82	5	1363	18.9	
Bill Walton	51	42	1687	345	732	.471	133	228	.583	132	549	681	220	144-3	49	82	823	16.1	
Lloyd Neal	68	59	2320	435	904	.481	186	268	.694	145	440	585	118	254-4	53	107	1056	15.5	
John Johnson*	9	0	212	41	88	.466	23	27	.852	13	27	40	20	31-1	7	8	105	11.7	
Lionel Hollins	74	30	1891	311	738	.421	178	247	.721	39	136	175	306	235-5	131	28	800	10.8	
Larry Steele	81	72	2382	322	651	.495	154	203	.759	77	215	292	324	289-8	170	19	798	9.9	
Steve Hawes	66	25	1360	194	390	.497	87	120	.725	166	313	479	105	163-5	44	25	475	7.2	
Bob Gross	76	13	1474	209	400	.523	97	142	.683	138	169	307	163	186-3	91	43	515	6.8	
Steve Jones	64	0	819	168	380	.442	78	94	.830	13	62	75	63	96-0	17	6	414	6.5	
LaRue Martin	63	16	889	109	302	.361	57	77	.740	68	243	311	72	126-1	6	23	275	4.4	
Dan Anderson	52	1	614	88	181	.486	51	61	.836	15	47	62	85	58-0	20	2	227	4.4	
Barry Clemens	49	2	443	70	143	.490	31	35	.886	27	43	70	33	57-0	27	7	171	3.5	
Greg Lee*	5	0	35	2	4	.500	2	2	1.000	0	2	2	11	6-0	2	0	6	1.2	
Greg Smith*	1	0	3	0	1	.000	0	0	.000	0	0	0	0	2-0	0	0	0	0.0	
Portland	82		19730	3417	7292	.469	1699	2350	.723	1116	2843	3959	2094	2091-35	776	408	8533	104.1	
Opponents	82		19730	3405	7531	.452	1825	2333	.782	1121	2657	3778	1920	2128-29	917	386	8635	105.3	

\* Did not complete season with Trail Blazers

Date	Opponent	Score	Record	Home	Road	Scoring Leader	Rebounding Leader
1. 10/24	@ Seattle	97-105	L 0-1		0-1	25 Petrie	12 Wicks
2. 10/25	Phoenix	88-89	L 0-2	0-1		33 Walton	18 Wicks, Walton
3. 10/28	@ New Orleans	90-99	L 0-3		0-2	24 Petrie	13 Walton
4. 10/31	@ Boston	94-112	L 0-4		0-3	26 Walton	12 Walton
5. 11/1	@ Milwaukee	113-97	W 1-4		1-3	25 Neal	15 Neal
6. 11/4	Atlanta	97-98	L 1-5	0-2		24 Petrie	10 Wicks
7. 11/7	Kansas City	92-88	W 2-5	1-2		18 J.Johnson	18 Martin
8. 11/9	New York	115-96	W 3-5	2-2		24 Petrie	22 Martin
9. 11/11	New Orleans	106-104	W 4-5	3-2		19 Petrie, J.Johnson	16 Walton
10. 11/14	Chicago	93-89	W 5-5	4-2		31 Neal	19 Walton
11. 11/15	Cleveland	95-99	L 5-6	4-3		25 Neal	17 Walton
12. 11/18	@ New York	92-101	L 5-7		1-4	20 Petrie	12 Walton
13. 11/19	@ Detroit	114-120	L 5-8		1-5	24 Neal	15 Neal, Hawes
14. 11/21	@ Philadelphia	111-131	L 5-9		1-6	20 Neal	11 Neal
15. 11/22	@ Buffalo	109-104	W 6-9		2-6	28 Neal, Petrie	8 Neal
16. 11/26	LA Lakers	118-101	W 7-9	5-3		29 Wicks	15 Walton
17. 11/28	@ Phoenix	101-110	L 7-10		2-7	23 Petrie	15 Neal
18. 11/29	Buffalo	130-115	W 8-10	6-3		32 Petrie	10 Neal, Walton
19. 11/30	@ Los Angeles	109-116	L 8-11		2-8	21 Petrie, Neal	17 Walton
20. 12/2	@ Cleveland	80-91	L 8-12		2-9	20 Hollins	13 Walton
21. 12/3	@ Milwaukee	92-114	L 8-13		2-10	17 Anderson	11 Martin
22. 12/4	@ Atlanta	87-94	L 8-14		2-11	24 Walton	20 Walton
23. 12/6	@ Chicago	90-77	W 9-14		3-11	24 Wicks	22 Walton
24. 12/9	Washington	95-116	L 9-15	6-4		23 Petrie	12 Wicks
25. 12/11	@ Golden State	89-101	L 9-16		3-12	16 Steele	12 Hawes
26. 12/13	Detroit	101-91	W 10-16	7-4		21 Hawes	14 Hawes
27. 12/14	Phoenix	96-105	L 10-17	7-5		24 Neal	12 Hawes, Wicks
28. 12/16	Philadelphia	98-105	L 10-18	7-6		28 Petrie	14 Wicks
29. 12/20	New Orleans	97-105	L 10-19	7-7		22 Petrie	13 Neal
30. 12/21	Golden State	102-108	L 10-20	7-8		20 Wicks	14 Hawes
31. 12/23	Seattle	125-100	W 11-20	8-8		31 Petrie	11 Wicks
32. 12/26	@ LA Lakers	95-104	L 11-21		3-13	34 Petrie	16 Wicks
33. 12/28	Golden State	96-92	W 12-21	9-8		24 Petrie	14 Wicks
34. 1/1	Houston	107-110	L 12-22	9-9		30 Walton	17 Walton
35. 1/3	Boston	125-97	W 13-22	10-9		24 Wicks	15 Wicks
36. 1/4	@ LA Lakers	101-110	L 13-23		3-14	30 Steele	13 Walton
37. 1/6	New York	97-112	L 13-24	10-10		18 Wicks, Walton	9 Walton, Wicks
38. 1/10	@ Houston	94-105	L 13-25		3-15	18 Wicks, Hollins	12 Walton
39. 1/11	@ Atlanta	116-109	W 14-25		4-15	36 Walton	22 Walton
40. 1/13	@ Boston	94-106	L 14-26		4-16	32 Walton	19 Walton
41. 1/16	@ Detroit	111-104	W 15-26		5-16	26 Steele	14 Walton
42. 1/17	@ Kansas City (O)	102-94	W 16-26		6-16	23 Neal	20 Walton
43. 1/20	@ New York	104-107	L 16-27		6-17	23 S.Jones	19 Walton
44. 1/23	LA Lakers	119-96	W 17-27	11-10		27 Walton	22 Walton
45. 1/24	@ Golden State	125-123 (ot)	W 18-27		7-17	30 Petrie	26 Walton
46. 1/27	Washington	118-105	W 19-27	12-10		23 Wicks	21 Walton
47. 1/28	Seattle	124-104	W 20-27	13-10		26 Petrie	15 Wicks
48. 1/30	@ LA Lakers	121-113	W 21-27		8-17	30 Petrie, Wicks	13 Walton
49. 2/1	Milwaukee	107-97	W 22-27	14-10		26 Petrie, Wicks	16 Walton
50. 2/6	@ Seattle	109-100	W 23-27		9-17	25 Wicks	11 Wicks
51. 2/8	Golden State	105-109	L 23-28	14-11		24 Gross	17 Walton, Gross
52. 2/11	@ Philadelphia	106-118	L 23-29		9-18	35 Wicks	16 Hawes
53. 2/12	@ Washington	81-92	L 23-30		9-19	14 Martin, Anderson	15 Martin
54. 2/14	Seattle	108-122	L 23-31	14-12		29 Petrie	10 Martin
55. 2/15	Boston	109-105	W 24-31	15-12		22 Petrie	13 Hawes
56. 2/17	@ Buffalo	113-116	L 24-32		9-20	24 Petrie, Wicks	10 Steele
57. 2/19	@ Cleveland	94-112	L 24-33		9-21	23 Wicks	12 Hawes, Wicks
58. 2/20	@ Chicago	74-130	L 24-34		9-22	17 Hollins	11 Martin
59. 2/21	@ Kansas City	116-97	W 25-34		10-22	27 Wicks	12 Wicks
60. 2/24	Philadelphia	102-106	L 25-35	15-13		28 Petrie	16 Hawes
61. 2/28	Kansas City	119-105	W 26-35	16-13		28 Wicks	14 Hawes
62. 2/29	Atlanta	102-98	W 27-35	17-13		20 Wicks, Petrie	13 Hawes, Wicks
63. 3/2	Chicago	116-105	W 28-35	18-13		29 Petrie	13 Hawes, Neal
64. 3/5	Cleveland	100-113	L 28-36	18-14		27 Petrie	14 Hawes
65. 3/6	Phoenix	118-99	W 29-36	19-14		32 Petrie	13 Hawes
66. 3/7	@ Phoenix	84-106	L 29-37		10-23	20 Wicks	7 Hawes
67. 3/10	@ Houston	110-113	L 29-38		10-24	22 Wicks	7 Hawes
68. 3/12	@ New Orleans	101-110	L 29-39		10-25	25 Wicks	10 Hawes
69. 3/14	Detroit	114-103	W 30-39	20-14		25 Petrie	14 Neal
70. 3/16	Buffalo	95-112	L 30-40	20-15		28 Petrie	11 Walton
71. 3/19	Houston	111-105	W 31-40	21-15		27 Wicks	11 Neal
72. 3/23	Milwaukee	100-97 (ot)	W 32-40	22-15		25 Wicks, Neal	14 Neal, Hawes
73. 3/25	@ Washington	108-105	W 33-40		11-25	25 Wicks	13 Wicks
74. 3/27	@ Detroit	94-112	L 33-41		11-26	21 Wicks	10 Wicks, Walton
75. 3/28	@ Milwaukee	100-115	L 33-42		11-27	16 Wicks	10 Wicks, Walton
76. 3/30	Kansas City	114-113	W 34-42	23-15		34 Wicks	7 Wicks, Hawes
77. 4/2	@ Phoenix	103-106	L 34-43		11-28	25 Walton, Steele	9 Wicks, Walton
78. 4/3	Phoenix	112-97	W 35-43	24-15		25 Neal	10 Walton
79. 4/6	LA Lakers	106-104	W 36-43	25-15		26 Walton	10 Walton, Wicks
80. 4/8	@ Golden State	106-121	L 36-44		11-29	21 Wicks	17 Walton
81. 4/9	Chicago	100-88	W 37-44	26-15		17 Steele	11 Walton
82. 4/11	@ Seattle	131-132	L 37-45		11-30	33 Walton	15 Hawes

(O) - Game on 1/17/76 was played in Omaha.



Left to right, first row: Larry Weinberg, Harry Glickman, Herm Gilliam, Dave Twardzik, Johnny Davis, Lionel Hollins, Jack Ramsay, Jack McKinney. Second row: Lloyd Neal, Larry Steele, Corky Calhoun, Bill Walton, Maurice Lucas, Wally Walker, Robin Jones, Bob Gross. Third row: Bill Schonely, Dr. Robert Cook, Ron Culp, Wally Scales, Dr. Larry Mudrick, George Rickles, Berlyn Hodges.

**IN REVIEW** --- Blazermania is born. The Trail Blazers crowned a storybook season by besting favored Philadelphia to win the NBA Championship, a first-ever world title for Portland. The capper came June 5 in Memorial Coliseum when Coach Jack Ramsay's club pulled out a 109-107 thriller in the sixth and deciding game. The Blazers became only the second team in NBA history to go all the way in their first trip to the playoffs. Portland, with the third best regular season record in the west, opened post-season play by getting past Chicago in a tough best-of-three series, then took Denver in six games in the conference semifinals. Next, the Blazers swept the LA Lakers, the team with the league's best regular season record, in four games. That set up the showdown with Julius Erving and the Sixers. Philadelphia won the first two matchups. But Portland took the next four to become only the second team in history to win a title after starting out 0-2.

**HONORS** --- Bill Walton was NBA Finals MVP . . . Among his contributions was a 20 points, 23 rebounds and 8 blocked shots in the title contest, the latter an NBA Finals record . . . Walton was named to the All-NBA 2nd team, and was a 1st team pick on the All-Defensive team . . . He led the league in rebounding (14.4 rpg) and blocked shots (3.25 bpg) . . . Bobby Gross was seventh in FG percentage (.529) and Walton right behind in eighth (.528) . . . Maurice Lucas was ninth in rebounding (11.4 rpg) and Lionel Hollins seventh in steals (2.18 spg).

**CHANGES** --- Jack Ramsay was named head coach on June 1, replacing Lenny Wilkens . . . Jack McKinney became assistant coach . . . **KEY DRAFT PICKS:** Wally Walker, Virginia (1st round), Johnny Davis, Dayton (3rd); Maurice Lucas, ABA Dispersal Draft (1st round) . . . **KEY ROSTER MOVES:** Signed free agents Dave Twardzik, Corky Calhoun and Robin Jones; Acquired Herm Gilliam from Seattle for cash; Traded Geoff Petrie and Steve Hawes to Atlanta for 2nd pick in ABA Dispersal Draft (Maurice Lucas); Sold Sidney Wicks to Boston; Traded Moses Malone to Buffalo for a 1978 1st round draft pick.

**Overall record: 49-33 (tie, 4th in league, 3rd in conference, 2nd in division)**

**Home record: 35-6 (1st in league), Road record: 14-27 (tie, 7th in league)**

**Western Conference, NBA Champions (overall playoff record 14-5)**

## 1976-77 PORTLAND TRAIL BLAZERS STATISTICS


	G	St	Min	FG	FGA	Pct.	FT	FTA	Pct.	Off	Def	Reb	Asst.	PF-DQ	Stl	Blk	Pts	Avg.
Maurice Lucas	79	79	2863	632	1357	.466	335	438	.765	271	628	899	229	294-6	83	56	1599	20.2
Bill Walton	65	65	2264	491	930	.528	228	327	.697	211	723	934	245	174-5	66	211	1210	18.6
Lionel Hollins	76	65	2224	452	1046	.432	215	287	.749	52	158	210	313	265-5	166	38	1119	14.7
Bob Gross	82	81	2232	376	711	.529	183	215	.851	173	221	394	242	255-7	107	57	935	11.4
Larry Steele	81	9	1680	326	652	.500	183	227	.806	71	117	188	172	216-3	118	13	835	10.3
Dave Twardzik	74	74	1937	263	430	.612	239	284	.842	75	127	202	247	228-6	128	15	765	10.3
Herm Gilliam	80	14	1665	326	744	.438	92	120	.767	64	137	201	170	168-1	76	6	744	9.3
Johnny Davis	79	3	1451	234	531	.441	166	209	.794	62	64	126	148	128-1	41	11	634	8.0
Lloyd Neal	58	5	955	160	340	.471	77	114	.675	87	168	255	58	148-0	8	35	397	6.8
Robin Jones	63	15	1065	139	299	.465	66	109	.606	103	193	296	80	124-3	37	38	344	5.5
Wally Walker	66	0	627	137	305	.449	67	100	.670	45	63	108	51	92-0	14	2	341	5.2
Corky Calhoun	70	0	743	85	183	.464	66	85	.776	40	104	144	35	123-1	24	8	236	3.4
Clyde Mayes*	5	0	24	2	9	.222	0	0	.000	6	0	0	0	5-0	0	2	4	0.8
<b>Portland</b>	<b>82</b>	<b>19730</b>	<b>3623</b>	<b>7537</b>	<b>15177</b>	<b>.461</b>	<b>1917</b>	<b>2515</b>	<b>.762</b>	<b>1260</b>	<b>2703</b>	<b>3963</b>	<b>1990</b>	<b>2220-38</b>	<b>868</b>	<b>492</b>	<b>9163</b>	<b>111.7</b>
<b>Opponents</b>	<b>82</b>	<b>19730</b>	<b>3408</b>	<b>7404</b>	<b>14609</b>	<b>.506</b>	<b>1889</b>	<b>2514</b>	<b>.751</b>	<b>1197</b>	<b>2510</b>	<b>3707</b>	<b>1817</b>	<b>2242-37</b>	<b>840</b>	<b>478</b>	<b>8705</b>	<b>106.2</b>

\* Did not complete season with Trail Blazers

	Date	Opponent	Score	Record	Home	Road	Scoring Leader	Rebounding Leader
1.	10/23	NY Nets	114-104	W 1-0	1-0		24 Lucas	18 Lucas
2.	10/26	Golden State	110-96	W 2-0	2-0		21 Walton	19 Walton
3.	10/28	@ Golden State	92-112	L 2-1		0-1	21 Walton	17 Walton
4.	10/30	Detroit	131-97	W 3-1	3-0		24 Lucas	14 Walton
5.	11/2	Atlanta	129-116	W 4-1	4-0		22 Walton	22 Walton
6.	11/5	Philadelphia	146-104	W 5-1	5-0		26 Walton	16 Walton
7.	11/7	NY Knicks	119-93	W 6-1	6-0		22 Gross	12 Walton
8.	11/9	Kansas City	119-102	W 7-1	7-0		22 Hollins	18 Walton
9.	11/11	@ Atlanta	105-107	L 7-2		0-2	28 Walton	18 Walton
10.	11/13	@ San Antonio	101-113	L 7-3		0-3	18 Walton	19 Walton
11.	11/16	@ New Orleans	98-100	L 7-4		0-4	21 Walton	13 Lucas
12.	11/19	Milwaukee	124-111	W 8-4	8-0		27 Walton	15 Walton
13.	11/21	Buffalo	121-98	W 9-4	9-0		19 Twardzik	19 Walton
14.	11/24	Chicago	117-115 (ot)	W 10-4	10-0		25 Lucas	16 Walton, Lucas
15.	11/26	@ LA Lakers	96-99	L 10-5		0-5	26 Walton	21 Walton
16.	11/27	Washington	103-95	W 11-5	11-0		30 Lucas	18 Walton
17.	11/28	Indiana	145-115	W 12-5	12-0		25 Lucas	13 Walton
18.	11/30	@ Milwaukee	106-115	L 12-6		0-6	26 Walton	13 Walton, Lucas
19.	12/1	@ Indiana	101-100	W 13-6		1-6	23 Lucas	18 Walton
20.	12/3	@ Phoenix	113-99	W 14-6		2-6	24 Walton	17 Walton
21.	12/4	Milwaukee	112-108	W 15-6	13-0		25 Walton	15 Walton
22.	12/5	Cleveland	93-89	W 16-6	14-0		22 Lucas	18 Walton
23.	12/7	@ NY Knicks	111-94	W 17-6		3-6	22 Lucas	15 Walton
24.	12/8	@ Boston	95-104	L 17-7		3-7	25 Lucas	12 Lucas
25.	12/10	@ Buffalo	103-102	W 18-7		4-7	18 Walton	15 Walton
26.	12/11	@ Philadelphia	107-108	L 18-8		4-8	30 Walton	19 Walton
27.	12/14	Houston	104-84	W 19-8	15-0		22 Gross	12 Walton
28.	12/17	Denver	127-105	W 20-8	16-0		22 Walton	16 Walton
29.	12/18	LA Lakers	111-115 (ot)	L 20-9	16-1		28 Walton	26 Walton
30.	12/21	Kansas City	99-94	W 21-9	17-1		24 Walton	17 Walton
31.	12/25	Seattle	110-95	W 22-9	18-1		26 Walton	17 Walton
32.	12/26	@ Seattle	87-89	L 22-10		4-9	26 Walton	18 Walton
33.	12/28	@ Chicago	84-79	W 23-10		5-9	29 Walton	19 Walton
34.	12/29	@ Detroit	111-120	L 23-11		5-10	20 Hollins	15 Walton
35.	12/30	@ Milwaukee	107-127	L 23-12		5-11	20 Davis	12 Neal
36.	1/1	Chicago	89-92	W 24-12	19-1		20 Neal	13 Lucas
37.	1/2	@ LA Lakers	99-104	L 24-13		5-12	31 Lucas	10 Lucas
38.	1/4	Boston	128-84	W 25-13	20-1		21 Hollins	15 Walton
39.	1/7	New Orleans	130-118	W 26-13	21-1		19 Lucas, Davis	11 Lucas
40.	1/9	San Antonio	150-113	W 27-13	22-1		22 Twardzik	15 Walton
41.	1/11	NY Knicks	131-111	W 28-13	23-1		36 Lucas	16 Lucas
42.	1/14	@ Boston	107-92	W 29-13		6-12	16 Walton, Gross	17 Walton
43.	1/15	@ Washington	107-113	L 29-14		6-13	18 Walton	18 Walton
44.	1/16	@ Atlanta	120-125	L 29-15		6-14	28 Steele	14 Lucas
45.	1/18	@ NY Nets	109-94	W 30-15		7-14	21 Lucas	15 Walton
46.	1/20	@ Cleveland	99-91	W 31-15		8-14	32 Lucas	13 Walton
47.	1/22	@ Houston	107-110	L 31-16		8-15	22 Lucas	19 Lucas
48.	1/23	@ San Antonio	118-123	L 31-17		8-16	28 Walton	11 Walton
49.	1/26	@ Denver	107-102	W 32-17		9-16	22 Lucas	14 Lucas
50.	1/27	San Antonio	112-104	W 33-17	24-1		23 Lucas	11 Lucas
51.	1/30	Phoenix	97-91	W 34-17	25-1		21 Lucas	14 Lucas
52.	2/2	@ Kansas City	107-119	L 34-18		9-17	24 Lucas	11 Lucas
53.	2/3	@ Indiana	107-98	W 35-18		10-17	35 Lucas	22 Lucas
54.	2/5	Washington	104-116	L 35-19	25-2		21 Lucas	15 Jones
55.	2/8	Denver	111-119	L 35-20	25-3		28 Hollins	10 Jones
56.	2/11	Atlanta	108-121	L 35-21	25-4		41 Lucas	9 Jones
57.	2/15	@ Cleveland	96-117	L 35-22		10-18	25 Lucas	16 Jones
58.	2/16	@ Detroit	118-125	L 35-23		10-19	25 Lucas	13 Jones
59.	2/18	@ Chicago	90-87	W 36-23		11-19	23 Lucas	16 Lucas
60.	2/19	@ Denver	124-133	L 36-24		11-20	35 Lucas	20 Lucas
61.	2/22	Boston	113-111	W 37-24	26-4		43 Hollins	10 Lucas
62.	2/25	Houston	106-123	L 37-25	26-5		27 Lucas	9 Lucas
63.	3/1	Philadelphia	108-107	W 38-25	27-5		34 Lucas	15 Walton
64.	3/4	Cleveland	101-113	L 38-26	27-6		17 Gross	12 Lucas
65.	3/5	Seattle	134-104	W 39-26	28-6		28 Twardzik	14 Jones
66.	3/8	@ Buffalo	95-102	L 39-27		11-21	26 Lucas	11 Jones
67.	3/10	@ NY Knicks	104-108	L 39-28		11-22	29 Lucas	9 Jones
68.	3/11	@ Kansas City	112-114	L 39-29		11-23	26 Lucas, Hollins	16 Lucas
69.	3/15	New Orleans	131-104	W 40-29	29-6		22 Hollins	11 Lucas
70.	3/17	@ Golden State	115-106	W 41-29		12-23	27 Steele	12 Walton
71.	3/18	Indiana	134-110	W 42-29	30-6		28 Hollins	13 Lucas
72.	3/20	@ Phoenix	106-126	L 42-30		12-24	16 Lucas, Walton	9 Lucas, Walton
73.	3/22	@ New Orleans	95-106	L 42-31		12-25	29 Lucas	8 Lucas
74.	3/23	@ Houston	104-109	L 42-32		12-26	26 Walton	11 Walton
75.	3/25	@ NY Nets	131-103	W 43-32		13-26	22 Lucas	11 Walton
76.	3/27	@ Philadelphia	116-128	L 43-33		13-27	30 Lucas	12 Lucas
77.	3/29	Buffalo	127-101	W 44-33	31-6		26 Hollins	16 Walton
78.	4/1	Golden State	109-98	W 45-33	32-6		30 Walton	14 Walton
79.	4/3	@ Seattle	119-104	W 46-33		14-27	26 Walton	16 Walton
80.	4/5	Detroit	110-105	W 47-33	33-6		18 Neal	15 Walton
81.	4/9	Phoenix	122-111	W 48-33	34-6		18 Walton, Gilliam	11 Walton
82.	4/10	LA Lakers	145-116	W 49-33	35-6		27 Hollins	16 Walton

See Playoff section for 1977 Playoff game-by-game scores





Left to right, first row: Larry Weinberg, Harry Glickman, Johnny Davis, Dave Twardzik, Lionel Hollins, T.R. Dunn, Jack Ramsay, Jack McKinney. Second row: Larry Steele, Lloyd Neal, Tom Owens, Maurice Lucas, Bill Walton, Corky Calhoun, Bob Gross, Willie Norwood, Ron Culp. Third row: John White, Berlyn Hodges, Dr. Robert Cook, Dr. Larry Mudrick, Wally Scales, Roger Sabrowski, Bill Schonely, George Rickles, Art Johnson.

**IN REVIEW** --- Through the first 60 games, the defending NBA champions were making prognosticators look good. Before the season started, they labeled the 1977-78 Blazers the "team of destiny." Coach Jack Ramsay's club appeared to be just that, dominating the league for the first four months. It was 50-10 going into March; it was 30-1 at home, including a club-record 26 wins in a row; it had outscored its opponents by 9.9 points a game. Then disaster struck. Bill Walton was lost for the season after suffering a broken foot 13 minutes into Game 60 at Philadelphia. A night later, Lloyd Neal went to the sidelines for good with a knee injury. In the final 22 games, during which Portland won just eight times, four other regulars missed a total of 23 games because of various hurts. Even so, the Blazers finished with the league's best record, 58-24, but going into the playoffs were just a shadow of the powerhouse that rolled through February. Portland was ousted in the Western Conference semifinals in six games by Seattle. As a team, Portland led the league in defense, with a 101.5 ppg average, and had the best point differential (+6.2).

**HONORS** --- Bill Walton, who led the team in scoring (18.9 ppg), rebounding (13.2 rpg) and blocked shots (2.52 bpg), was selected the league's Most Valuable Player . . . Walton was a 1st team All-NBA choice and Maurice Lucas 2nd team . . . Walton, Lucas and Lionel Hollins were all on the league's All-Defensive 1st team and Bobby Gross the 2nd team . . . Walton was fourth in the league in blocked shots and Gross seventh in FG percentage (.528) . . . Walton (15 points), Lucas (12 points) and Hollins (10 points) all took part in the 1978 NBA All-Star Game.

**KEY DRAFT PICKS:** Kim Anderson, Missouri, and T.R. Dunn, Alabama, (2nd round) . . . **KEY ROSTER MOVES:** Acquired Tom Owens from Houston in exchange for Robin Jones and cash; Traded Wally Walker to Seattle for a 1st and a 2nd round draft choice; Reacquired Dale Schlueter from Phoenix for a 4th round draft pick.

**Overall record: 58-24 (1st in league, 1st in conference, 1st in division)**

**Home record: 36-5 (2nd in league), Road record: 22-19 (1st in league)**

**Lost to Seattle in Western Conference Semifinals (4-2)**

## 1977-78 PORTLAND TRAIL BLAZERS STATISTICS

	G	St	Min	FG	FGA	Pct.	FT	FTA	Pct.	Off	Def	Reb	Ast.	PF-DQ	Stl	Blk	Pts	Avg.
Bill Walton	58	58	1929	460	882	.522	177	246	.720	118	648	766	291	145-3	60	146	1097	18.9
Maurice Lucas	68	63	2119	453	989	.458	207	270	.767	186	435	621	173	221-3	61	56	1113	16.4
Lionel Hollins	81	81	2741	531	1202	.442	223	300	.743	81	196	277	380	268-4	157	29	1285	15.9
Bob Gross	72	71	2163	381	720	.529	152	190	.800	180	220	400	254	234-5	100	52	914	12.7
Lloyd Neal	61	12	1174	272	540	.504	127	177	.718	116	257	373	81	128-0	29	21	671	11.0
Johnny Davis	82	36	2188	343	756	.454	188	227	.828	65	108	173	217	173-0	81	14	874	10.7
Tom Owens	82	24	1714	313	639	.490	206	278	.741	195	346	541	160	263-7	33	37	832	10.1
Dave Twardzik	75	46	1820	242	409	.592	183	234	.782	36	98	134	244	186-2	107	4	667	8.9
Larry Steele	65	6	1132	210	447	.470	100	122	.820	34	79	113	87	138-2	59	5	520	8.0
Jacky Dorsey*	4	0	51	9	19	.474	7	11	.636	6	4	10	3	8-0	0	1	25	6.3
Willie Norwood	19	2	351	40	99	.404	30	46	.652	22	43	65	19	56-1	18	0	110	5.8
Corky Calhoun	79	10	1370	175	365	.479	66	76	.868	73	142	215	87	141-3	42	15	416	5.3
Wally Walker*	9	0	101	19	41	.463	5	8	.625	7	10	17	8	13-0	2	0	43	4.8
T.R. Dunn	63	0	768	100	240	.417	37	56	.661	63	84	147	45	74-0	46	8	237	3.8
Dale Schlueter	10	0	109	8	19	.421	9	18	.500	5	16	21	18	20-0	3	2	25	2.5
<b>Portland</b>	<b>82</b>		<b>19730</b>	<b>3556</b>	<b>7367</b>	<b>.483</b>	<b>1717</b>	<b>2259</b>	<b>.760</b>	<b>1187</b>	<b>2686</b>	<b>3873</b>	<b>2067</b>	<b>2068-30</b>	<b>798</b>	<b>390</b>	<b>8829</b>	<b>107.7</b>
<b>Opponents</b>	<b>82</b>		<b>19730</b>	<b>3289</b>	<b>7318</b>	<b>.449</b>	<b>1747</b>	<b>2282</b>	<b>.766</b>	<b>1187</b>	<b>2523</b>	<b>3710</b>	<b>1818</b>	<b>2093-36</b>	<b>748</b>	<b>390</b>	<b>8325</b>	<b>101.5</b>

\* Did not complete season with Trail Blazers

	Date	Opponent	Score	Record	Home	Road	Scoring Leader	Rebounding Leader
1.	10/21	@ Seattle	106-99	W 1-0		1-0	24 Lucas	13 Walton
2.	10/22	San Antonio	130-115	W 2-0	1-0		36 Hollins	16 Walton
3.	10/25	Buffalo	107-85	W 3-0	2-0		27 Lucas	12 Walton
4.	10/26	@ Denver	108-111	L 3-1		1-1	22 Lucas	13 Walton
5.	10/28	Philadelphia	98-94	W 4-1	3-0		25 Walton	17 Walton
6.	11/1	New York	113-104	W 5-1	4-0		23 Walton	12 Walton
7.	11/5	Seattle	116-94	W 6-1	5-0		25 Owens	8 Owens, Luc., Walt., Walker
8.	11/6	Indiana	108-106	W 7-1	6-0		22 Twardzik	14 Walton
9.	11/8	Kansas City	130-104	W 8-1	7-0		20 Lucas	9 Owens
10.	11/11	@ Atlanta	132-92	W 9-1		2-1	27 Walton	15 Walton
11.	11/12	@ Houston	102-104	L 9-2		2-2	31 Walton	12 Walton
12.	11/13	@ Milwaukee	109-106	W 10-2		3-2	32 Walton	10 Walton, Lucas
13.	11/16	@ Indiana	104-111	L 10-3		3-3	21 Steele	13 Lucas
14.	11/19	Cleveland	109-67	W 11-3	8-0		17 Steele, Owens	16 Walton
15.	11/20	Detroit	118-101	W 12-3	9-0		32 Walton	8 Gross
16.	11/23	Chicago	116-111	W 13-3	10-0		22 Walton	15 Walton
17.	11/26	New Jersey	114-102	W 14-3	11-0		27 Walton	11 Walton
18.	11/27	@ LA Lakers	100-93	W 15-3		4-3	33 Neal	17 Walton
19.	11/29	Phoenix	108-96	W 16-3	12-0		23	Walton 17 Walton
20.	12/2	@ Phoenix	106-103	W 17-3		5-3	22 Hollins	18 Walton
21.	12/6	@ Cleveland	116-94	W 18-3		6-3	27 Gross	10 Walton
22.	12/7	@ Philadelphia	100-122	L 18-4		6-4	27 Lucas	13 Walton
23.	12/9	@ Boston	118-87	W 19-4		7-4	21 Walton	18 Lucas
24.	12/10	@ New York	107-106	W 20-4		8-4	20 Davis	12 Walton
25.	12/13	Buffalo	111-108	W 21-4	13-0		26 Lucas	14 Walton
26.	12/14	Washington	117-104	W 22-4	15-0		21 Lucas	18 Walton
27.	12/20	Boston	104-99	W 23-4	15-0		22 Walton	17 Walton
28.	12/23	LA Lakers	108-98	W 24-4	16-0		20 Lucas	14 Walton
29.	12/25	Golden State	109-97	W 25-4	17-0		19 Lucas, Gross	12 Walton
30.	12/27	@ Chicago	106-115	L 25-5		8-5	26 Lucas	13 Lucas
31.	12/28	@ Detroit	111-106	W 26-5		9-5	31 Neal	16 Neal
32.	12/30	@ Golden State	108-99	W 27-5		10-5	18 Hollins	26 Walton
33.	1/1	Kansas City	107-102	W 28-5	18-0		25 Walton	15 Walton
34.	1/3	Chicago	92-90	W 29-5	19-0		27 Hollins	17 Walton
35.	1/7	Detroit	109-105	W 30-5	20-0		21 Hollins, Gross	11 Walton, Neal
36.	1/8	New Orleans	122-100	W 31-5	21-0		27 Hollins	14 Walton
37.	1/10	New York	126-113	W 32-5	22-0		22 Owens	19 Walton
38.	1/13	@ Washington	93-102	L 32-6		10-6	24 Walton	14 Walton
39.	1/15	@ Boston	107-103 (ot)	W 33-6		11-6	23 Lucas	10 Walton, Lucas
40.	1/17	@ Buffalo	96-94	W 34-6		12-6	17 Walton	15 Walton
41.	1/18	@ New Jersey	127-101	W 35-6		13-6	30 Walton	11 Neal
42.	1/20	@ New Orleans	100-101	L 35-7		13-7	24 Walton	10 Lucas
43.	1/22	@ San Antonio	95-106	L 35-8		13-8	17 Lucas	14 Walton
44.	1/24	@ Kansas City	120-97	W 36-8		14-8	18 Hollins	10 Walton
45.	1/26	New Jersey	112-77	W 37-8	23-0		27 Walton	14 Walton, Owens
46.	1/29	Houston	123-88	W 38-8	24-0		22 Lucas	13 Walton
47.	1/31	Milwaukee	136-116	W 39-8	25-0		24 Hollins	10 Walton, Neal
48.	2/3	Golden State	112-92	W 40-8	26-0		26 Hollins	10 Walton
49.	2/9	@ Cleveland	94-88	W 41-8		15-8	35 Lucas	14 Lucas
50.	2/10	@ Indiana	112-108	W 42-8		16-8	24 Hollins	11 Walton, Lucas
51.	2/12	Denver	103-101	L 42-9	26-1		24 Walton	14 Walton
52.	2/14	Phoenix	112-100	W 43-9	27-1		22 Walton	16 Lucas
53.	2/15	Atlanta	102-99	W 44-9	28-1		19 Davis	12 Walton
54.	2/17	@ Denver	105-112	L 44-10		16-9	31 Lucas	15 Walton
55.	2/19	Indiana	127-104	W 45-10	29-1		26 Walton	17 Walton
56.	2/21	@ San Antonio	118-114 (ot)	W 46-10		17-9	34 Walton	18 Walton
57.	2/22	@ Washington	105-97	W 47-10		18-9	19 Neal	7 Walton
58.	2/24	@ Kansas City	107-96	W 48-10		19-9	26 Neal	15 Walton
59.	2/27	@ Chicago	100-99	W 49-10		20-9	35 Neal	15 Neal
60.	2/28	Philadelphia	113-92	W 50-10	30-1		27 Neal	10 Neal, Gross
61.	3/2	@ New York	117-128	L 50-11		20-10	25 Owens	11 Owens
62.	3/4	Cleveland	105-100	W 51-11	31-1		26 Gross	12 Owens
63.	3/5	Milwaukee	126-88	W 52-11	32-1		20 Owens, Lucas	18 Owens
64.	3/7	@ New Orleans	82-84	L 52-12		20-11	21 Lucas	13 Owens
65.	3/9	@ Houston	97-94	W 53-12		21-11	19 Owens	17 Owens
66.	3/10	@ Atlanta	105-114	L 53-13		21-12	23 Davis	12 Lucas
67.	3/12	@ Buffalo	90-96	L 53-14		21-13	18 Gross	11 Owens
68.	3/14	New Orleans	103-109	L 53-15	32-2		22 Owens	14 Owens
69.	3/17	San Antonio	99-118	L 53-16	32-3		17 Lucas	10 Gross
70.	3/18	Atlanta	105-86	W 54-16	33-3		27 Owens	14 Owens
71.	3/21	Seattle	102-96	W 55-16	34-3		26 Owens, Hollins	16 Owens
72.	3/23	@ Milwaukee	109-116	L 55-17		21-14	38 Hollins	10 Owens
73.	3/24	@ Detroit	95-107	L 55-18		21-15	28 Hollins	13 Owens
74.	3/26	@ Philadelphia	100-116	L 55-19		21-16	26 Owens	14 Owens
75.	3/28	Boston	92-104	L 55-20	34-4		21 Owens	14 Lucas
76.	3/29	@ Phoenix	94-127	L 55-21		21-17	21 Owens	7 Owens
77.	3/31	@ LA Lakers	103-101	W 56-21		22-17	26 Lucas	10 Lucas
78.	4/2	@ Seattle	86-101	L 56-22		22-18	16 Hollins	11 Lucas
79.	4/4	Houston	89-101	L 56-23	34-5		21 Owens	13 Owens
80.	4/6	@ Golden State	96-115	L 56-24		22-19	21 Davis	16 Lucas
81.	4/7	Denver	97-93	W 57-24	35-5		31 Lucas	19 Lucas
82.	4/9	LA Lakers	114-99	W 58-24	36-5		23 Owens	9 Lucas

See Playoff section for 1978 Playoff game-by-game scores



Left to right, first row: Larry Weinberg, Harry Glickman, Ron Brewer, Dave Twardzik, Willie Smith, Lionel Hollins, T.R. Dunn, Jack McKinney, Jack Ramsay. Second row: Lloyd Neal, Larry Steele, Mychal Thompson, Tom Owens, Maurice Lucas, Clemon Johnson, Bob Gross, Ira Terrell, Ron Culp. Not in picture: Bill Walton, Kim Anderson, Jim McMillian, Bill Schonely, Jimmy Jones, Dr. Robert Cook, Dr. Larry Mudrick.

**IN REVIEW** --- Two of top front-court performers were onlookers for most of the season while two rookies stepped forward as the Blazers made it into post-season action for the third straight year. Bill Walton, 1977-78 league MVP, missed the entire campaign with an ankle injury, and Lloyd Neall Mr. Reliable in the paint for Portland for seven seasons, played just four games before going to the sidelines for good with ailing knees. He retired at the end of the season. Forward Mychal Thompson, first choice in the 1978 draft (originally Indiana's but acquired in an exchange that included Johnny Davis and Portland's own 1st round pick), had an outstanding rookie season, averaging 14.7 points and 8.3 rebounds, was a strong candidate for NBA Rookie of the Year honors. He had a spectacular NBA debut, getting a team-high 23 points and 10 rebounds in his first game ever then coming back two nights later to score a season-high 37 points and claim 14 rebounds in a win over Kansas City. Guard Ron Brewer, Portland's own 1st round selection, averaged 13.3 ppg, fifth best on the team, while drawing 48 starts. The Blazers, four games under .500 at the season's midway point, went 14-3 during March and early April to finish the season 45-37. Highlight of the run was a three-game road sweep of Cleveland, Washington and Milwaukee.

**HONORS** --- Mychal Thompson and Rod Brewer were selected on the NBA All-Rookie Team . . . Dave Twardzik ranked second in free throw percentage (.873), and Tom Owens was ninth in field goal percentage (.548) . . . Maurice Lucas played in his third straight NBA All-Star Game.

**KEY DRAFT PICKS:** Mychal Thompson, Minnesota, and Ron Brewer, Arkansas (both 1st round), Clemon Johnson, Florida A&M (2nd) . . . **KEY ROSTER MOVES:** Traded Johnny Davis and a 1st round pick to Indiana for a 1978 1st round pick (used to select Mychal Thompson); Traded Corky Calhoun to Indiana for a 1980 2nd round pick; Signed veteran free agent Jim McMillian giving New York a 1979 2nd round pick as compensation.

**Overall record: 45-37 (10th in league, 6th in conference, 4th in division)**

**Home record: 33-8 (2nd in league) , Road record: 12-29 (tie, 13th in league);**

**Lost to Phoenix in Western Conference First Round (2-1)**


### 1978-79 PORTLAND TRAIL BLAZERS STATISTICS

	G	St	Min	FG	FGA	Pct.	FT	FTA	Pct.	Off	Def	Reb	Ast.	PF-DQ	Stl	Blk	Pts	Avg.
Maurice Lucas	69	65	2462	568	1208	.470	270	345	.783	192	524	716	215	254-3	66	81	1406	20.4
Tom Owens	82	82	2791	600	1095	.548	320	403	.794	263	477	740	301	329-15	59	58	1520	18.5
Lionel Hollins	64	56	1967	402	886	.454	172	221	.778	32	117	149	325	199-3	114	24	976	15.3
Mychal Thompson	73	33	2144	460	938	.490	154	269	.572	198	406	604	176	270-10	67	134	1074	14.7
Ron Brewer	81	48	2454	434	878	.494	210	256	.820	88	141	229	165	181-3	102	79	1078	13.3
Dave Twardzik	64	48	1570	203	381	.533	261	299	.873	39	80	119	176	185-5	84	4	667	10.4
Bob Gross	53	34	1441	209	443	.472	96	119	.807	106	144	250	184	161-4	70	47	514	9.7
T.R. Dunn	80	15	1828	246	549	.448	122	158	.772	145	199	344	103	166-1	86	23	614	7.7
Larry Steele	72	26	1488	203	483	.420	112	136	.824	58	113	171	142	208-4	74	10	518	7.2
Willie Smith*	13	0	131	23	44	.523	12	17	.706	7	6	13	17	19-0	10	1	58	4.5
Ira Terrell	18	0	160	30	54	.556	8	15	.533	10	27	37	15	27-0	7	6	68	3.8
Jim McMillian*	23	3	278	33	74	.446	17	21	.810	16	23	39	33	18-0	10	3	83	3.6
Clemon Johnson	74	0	794	102	217	.470	36	74	.486	83	143	226	78	121-1	23	36	240	3.2
Kim Anderson*	21	0	224	24	77	.312	15	28	.536	17	28	45	15	42-0	4	5	63	3.0
Lloyd Neal	4	0	48	4	11	.364	1	1	1.000	2	7	9	1	7-0	0	1	9	2.3
<b>Portland</b>	<b>82</b>		<b>19780</b>	<b>3541</b>	<b>7338</b>	<b>.483</b>	<b>1806</b>	<b>2362</b>	<b>.755</b>	<b>1256</b>	<b>2435</b>	<b>3691</b>	<b>1946</b>	<b>2187-49</b>	<b>776</b>	<b>512</b>	<b>8888</b>	<b>108.4</b>
<b>Opponents</b>	<b>82</b>		<b>19780</b>	<b>3448</b>	<b>7059</b>	<b>.488</b>	<b>1889</b>	<b>2501</b>	<b>.755</b>	<b>1080</b>	<b>2350</b>	<b>3430</b>	<b>1963</b>	<b>2206-48</b>	<b>797</b>	<b>422</b>	<b>8785</b>	<b>107.1</b>

\* Did not complete season with Trail Blazers

	Date	Opponent	Score	Record	Home	Road	Scoring Leader	Rebounding Leader
1.	10/15	Chicago	97-108	L 0-1	0-1		23 M. Thompson	10 M. Thompson
2.	10/17	Kansas City	115-112	W 1-1	1-1		37 M. Thompson	13 M. Thompson
3.	10/18	@ Denver	113-125	L 1-2		0-1	32 Owens	12 Owens
4.	10/20	@ Golden State	108-111	L 1-3		0-2	24 R. Brewer	15 Owens
5.	10/22	Phoenix	116-124	L 1-4	1-2		29 Steele	10 M. Thompson
6.	10/24	Washington	104-102	W 2-4	2-2		29 M. Thompson	14 M. Thompson
7.	10/28	Milwaukee	106-95	W 3-4	3-2		25 Owens, Hollins	9 Owens
8.	10/31	Detroit	112-96	W 4-4	4-2		19 Hollins	17 M. Thompson
9.	11/3	San Diego	119-98	W 5-4	5-2		22 Owens	22 M. Thompson
10.	11/5	New York	111-96	W 6-4	6-2		30 Lucas	12 M. Thompson
11.	11/7	@ Washington	103-143	L 6-5		0-3	21 Owens	10 M. Thompson, Owens
12.	11/8	@ Boston	112-109	W 7-5		1-3	23 Owens	11 Lucas
13.	11/10	@ New Jersey	86-91	L 7-6		1-4	25 Owens	13 M. Thompson, Owens
14.	11/12	Cleveland	98-91	W 8-6	7-2		24 Lucas	15 Lucas
15.	11/14	New Orleans	123-103	W 9-6	8-2		22 Lucas	13 Owens
16.	11/18	Indiana	123-111	W 10-6	9-2		29 Hollins	15 M. Thompson
17.	11/19	@ Seattle	85-88	L 10-7		1-5	18 Owens	13 Owens
18.	11/21	@ Milwaukee	93-123	L 10-8		1-6	25 R. Brewer	9 M. Thompson
19.	11/22	@ Kansas City	96-115	L 10-9		1-7	21 Twardzik	7 M. Thompson, Owens
20.	11/24	Chicago	99-100	L 10-10	9-3		24 Owens	12 Lucas
21.	11/25	Houston	105-127	W 11-10	10-3		33 Lucas	9 Lucas
22.	11/28	Boston	102-97	W 12-10	11-3		22 Owens	13 Lucas
23.	11/30	@ Cleveland	98-97	W 13-10		2-7	23 Lucas	13 Lucas
24.	12/2	@ New York	77-111	L 13-11		2-8	16 Lucas	7 Owens, Steele
25.	12/6	@ Indiana	109-115	L 13-12		2-9	28 Lucas	13 Owens
26.	12/8	@ Chicago	99-100	L 13-13		2-10	27 Owens	19 Lucas
27.	12/9	@ Houston	110-116	L 13-14		2-11	25 Owens	14 Owens
28.	12/12	LA Lakers	117-115	W 14-14	12-3		27 Owens	7 Lucas
29.	12/15	@ Denver	116-113	W 15-14		3-11	32 Lucas	13 Lucas
30.	12/17	Denver	123-110	W 16-14	13-3		35 Owens	16 Owens
31.	12/23	Washington	114-109	W 17-14	14-3		23 Owens	11 Owens
32.	12/25	Golden State	115-102	W 18-14	15-3		27 Hollins	10 Lucas
33.	12/28	@ Phoenix	127-129 (ot)	L 18-15		3-12	27 Hollins	11 Owens
34.	12/29	@ LA Lakers	95-118	L 18-16		3-13	17 Owens	8 Lucas
35.	1/2	Seattle	108-109	L 18-17	15-4		26 Hollins	13 M. Thompson
36.	1/5	Detroit	98-96	W 19-17	16-4		26 Lucas	14 Lucas
37.	1/9	Indiana	104-112	L 19-18	16-5		23 Twardzik	12 Lucas
38.	1/11	@ Detroit	101-104	L 19-19		3-14	24 Lucas	15 Lucas
39.	1/12	@ Boston	125-128	L 19-20		3-15	46 Lucas	17 Lucas
40.	1/14	@ Philadelphia	106-112	L 19-21		3-16	27 Lucas	9 Lucas
41.	1/17	@ Atlanta	110-111	L 19-22		3-17	31 Lucas	17 Owens
42.	1/19	@ New Orleans	101-107	L 19-23		3-18	26 R. Brewer	11 Gross
43.	1/20	@ San Antonio	118-115	W 20-23		4-18	32 Lucas	15 Lucas
44.	1/24	@ San Diego	121-122	L 20-24		4-19	30 Owens	9 Owens
45.	1/25	Golden State	108-103	W 21-24	17-5		22 Hollins	13 Owens
46.	1/28	Philadelphia	116-94	W 22-24	18-5		33 Hollins	13 Lucas
47.	1/30	Denver	82-76	W 23-24	19-5		21 Hollins	18 Owens
48.	1/31	@ Seattle	112-115	L 23-25		4-20	23 Owens	9 Owens
49.	2/2	New Jersey	117-100	W 24-25	20-5		18 Owens, Hollins	10 C. Johnson
50.	2/6	Phoenix	110-93	W 25-25	21-5		27 Hollins	11 Owens
51.	2/9	San Antonio	125-106	W 26-25	22-5		24 Lucas	15 Lucas
52.	2/11	Atlanta	91-97	W 27-25	23-5		24 Lucas	12 Owens
53.	2/13	New Orleans	120-101	W 28-25	24-5		28 Hollins	16 Lucas
54.	2/15	@ Houston	116-119	L 28-26		4-21	30 R. Brewer	10 Owens
55.	2/16	@ San Antonio	120-121 (ot)	L 28-27		4-22	21 M. Thompson	15 Lucas
56.	2/18	Boston	111-104	W 29-27	25-5		29 Lucas	14 Lucas
57.	2/20	@ Chicago	97-99	L 29-28		4-23	28 Lucas	13 Lucas
58.	2/21	@ Atlanta	83-106	L 29-29		4-24	29 Lucas	12 Lucas
59.	2/23	@ New Jersey	99-110	L 29-30		4-25	21 Lucas, R. Brewer	12 Lucas
60.	2/25	@ Detroit	126-119 (ot)	W 30-30		5-25	29 Hollins	18 Lucas
61.	2/27	Philadelphia	118-115	W 31-30	26-5		27 Lucas	12 M. Thompson
62.	3/1	Houston	98-118	L 31-31	26-6		19 Hollins	8 Lucas, Owens
63.	3/4	Cleveland	106-102	W 32-31	27-6		25 M. Thompson	15 Owens
64.	3/6	@ New York	118-110	W 33-31		6-25	34 Owens	17 Owens
65.	3/7	@ New Orleans	103-102	W 34-31		7-25	21 R. Brewer	12 Gross
66.	3/9	@ Indiana	116-125	L 34-32		7-26	37 Owens	15 M. Thompson
67.	3/11	@ Kansas City	115-100	W 35-32		8-26	25 M. Thompson, Lucas	16 Lucas
68.	3/13	Atlanta	103-82	W 36-32	28-6		19 M. Thompson	11 Owens
69.	3/14	@ San Diego	105-110	L 36-33		8-27	26 M. Thompson	12 Lucas
70.	3/17	New Jersey	124-113	W 37-33	29-6		24 Lucas	15 Lucas
71.	3/20	San Diego	115-109	W 38-33	30-6		27 M. Thompson	10 M. Thompson
72.	3/21	@ LA Lakers	114-110	W 39-33		9-27	20 Lucas, Owens	12 Lucas
73.	3/24	Kansas City	100-98	W 40-33	31-6		24 R. Brewer	15 Owens
74.	3/25	Milwaukee	110-122 (ot)	L 40-34	31-7		23 M. Thompson	14 M. Thompson
75.	3/27	New York	123-112	W 41-34	32-7		29 M. Thompson	13 M. Thompson
76.	3/29	@ Cleveland	120-103	W 42-34		10-27	24 Lucas	16 M. Thompson
77.	3/30	@ Washington	132-104	W 43-34		11-27	30 Owens	9 M. Thompson
78.	4/1	@ Milwaukee	109-107	W 44-34		12-27	30 Lucas	9 Dunn
79.	4/3	Seattle	106-102	W 45-34	33-7		24 Owens	13 Lucas
80.	4/4	@ Phoenix	95-106	L 45-35		12-28	18 Owens	11 Lucas
81.	4/6	@ Golden State	87-91	L 45-36		12-29	20 Owens	10 Lucas
82.	4/7	LA Lakers	98-99	L 45-37	33-8		20 Lucas	11 Lucas

See Playoff section for 1979 Playoff game-by-game scores



Left to right, first row: Larry Weinberg, Harry Glickman, Jim Paxson, Ron Brewer, Dave Twardzik, T.R. Dunn, Larry Steele, Calvin Natt, Jack Ramsay, Bucky Buckwalter. Second row: Dr. Robert Cook, Dr. Larry Mudrick, Abdul Jeelani, Mychal Thompson, Kevin Kunnert, Tom Owens, Kermit Washington, Bob Gross, Jim Brewer, Ron Culp, Stu Inman. Third row: Berlyn Hodges, Bill Schonely, Wally Scales, John Spoelstra, George Rickles.

**IN REVIEW** --- New faces came on the scene, among them Calvin Natt, Kermit Washington, Kevin Kunnert, Jim Paxson and Billy Ray Bates. Gone were three players who had big roles in the 1977 championship run --- Bill Walton, Maurice Lucas and Lionel Hollins. The Blazers opened strong, winning their first nine games, but then dropped into a mid-season slump during which they lost 10 in a row and 15 of 19. They finished the season 38-44, and below the .500 mark for the first time since the 1975-76 season. A pair of victories over San Diego in the final week of the season helped Portland hold off the Clippers for the sixth and final spot in the Western Conference Playoffs. The Blazers finished three wins ahead of the Clippers in the final standings. Calvin Natt, acquired on February 8, played a big role in Portland making it to the playoffs. He averaged a team-best 20.4 ppg in 25 games in a Blazers uniform. Portland's defense was the second best in the league, allowing just 103.3 ppg, but the offense ranked next to last, producing 102.5 ppg.

**HONORS** --- Calvin Natt was named to the NBA All-Rookie team ... Kermit Washington was selected on the All-Defensive second team and played in the 1980 All-Star Game ... He finished eighth in the NBA in FG shooting (.553) and was ninth in rebounding (10.5 rpg).

**CHANGES** --- Bucky Buckwalter was advanced to assistant coach replacing Jack McKinney ... **KEY DRAFT PICKS:** Jim Paxson, Dayton (1st round) ... **KEY ROSTER MOVES:** Received Kermit Washington and Kevin Kunnert plus a 1st round draft choice from San Diego as compensation for the Clippers signing veteran free agent Bill Walton; Acquired Jim Brewer from Detroit for a 2nd round draft pick in 1981; Traded Clemon Johnson to New Jersey for a 1981 2nd round pick; Traded Lionel Hollins to Philadelphia for a 1981 1st round draft pick and cash; Traded Maurice Lucas and two 1st round draft picks to New Jersey for Calvin Natt; Signed free agents Abdul Jeelani and Billy Ray Bates; Larry Steele and Dave Twardzik both retired at the end of the season because of injuries.

**Overall record: 38-44 (13th in league, 6th in conference, 4th in division)**

**Home record: 26-15 (tie, 12th in league) , Road record: 12-29 (tie, 12th in league)**

**Lost to Seattle in Western Conference First Round (2-1)**

## 1979-80 PORTLAND TRAIL BLAZERS STATISTICS

	G	St	Min	FG	FGA	Pct.	3FG	3AT	Pct.	FT	FTA	Pct.	Off	Def	Reb	Ast.	PF-DQ	Stl	Blk	Pts	Avg.
Calvin Natt	25	22	811	201	419	.480	2	4	.500	107	139	.770	66	112	178	57	57-0	24	12	511	20.4
Tom Owens	76	73	2337	518	1008	.514	1	2	.500	213	283	.753	189	384	573	194	270-5	45	53	1250	16.4
Ron Brewer	82	82	2815	548	1182	.464	6	32	.188	184	219	.840	54	160	214	216	154-0	98	48	1286	15.7
Maurice Lucas*	41	17	1176	243	552	.440	2	5	.400	100	137	.730	85	240	325	125	141-1	23	35	588	14.3
K. Washington	80	72	2657	421	761	.553	0	3	.000	231	360	.642	325	517	842	167	307-8	73	131	1073	13.4
Billy Ray Bates	16	0	235	72	146	.493	8	19	.421	28	39	.718	13	16	29	31	26-0	14	2	180	11.3
Lionel Hollins*	20	5	413	82	213	.385	1	10	.100	34	53	.642	5	15	20	50	35-0	30	1	199	10.0
Abdul Jeelani	77	6	1286	288	565	.510	0	6	.000	161	204	.789	114	156	270	95	155-0	40	40	737	9.6
Larry Steele	16	14	446	62	146	.425	0	4	.000	22	27	.815	13	32	45	67	53-0	25	1	146	9.1
Bob Gross	62	37	1581	221	472	.468	1	10	.100	95	114	.833	84	165	249	228	179-3	60	47	538	8.7
Dave Twardzik	67	47	1594	183	394	.464	4	7	.571	197	252	.782	52	104	156	273	149-2	77	1	567	8.5
Kevin Kunnert	18	0	302	50	114	.439	0	0	.000	26	43	.605	37	75	112	29	59-1	7	22	126	7.0
T.R. Dunn	82	27	1841	240	551	.436	0	3	.000	84	111	.757	132	192	324	147	145-1	102	31	564	6.9
Jim Paxson	72	2	1270	189	460	.411	1	22	.045	64	90	.711	25	84	109	144	97-0	48	5	443	6.2
Jim Brewer	67	5	1016	90	184	.489	0	5	.000	14	29	.483	101	156	257	75	129-2	42	43	194	2.9
<b>Portland</b>	<b>82</b>		<b>19880</b>	<b>3408</b>	<b>7167</b>	<b>.476</b>	<b>26</b>	<b>132</b>	<b>.197</b>	<b>1560</b>	<b>2100</b>	<b>.743</b>	<b>1295</b>	<b>2408</b>	<b>3703</b>	<b>1898</b>	<b>1956-23</b>	<b>708</b>	<b>472</b>	<b>8402</b>	<b>102.5</b>
<b>Opponents</b>	<b>82</b>		<b>19880</b>	<b>3349</b>	<b>7008</b>	<b>.478</b>	<b>55</b>	<b>186</b>	<b>.296</b>	<b>1716</b>	<b>2281</b>	<b>.752</b>	<b>1138</b>	<b>2358</b>	<b>3496</b>	<b>2008</b>	<b>1880-23</b>	<b>756</b>	<b>395</b>	<b>8469</b>	<b>103.3</b>

\* Did not complete season with Trail Blazers

	Date	Opponent	Score	Record	Home	Road	Scoring Leader	Rebounding Leader
1.	10/12	Utah	101-85	W 1-0	1-0		29 Owens	8 Owens, J. Brewer
2.	10/14	Denver	109-93	W 2-0	2-0		27 Owens	12 Washington
3.	10/16	San Diego	88-81	W 3-0	3-0		18 Owens, Dunn	11 Washington
4.	10/18	@ Utah	107-92	W 4-0		1-0	21 Owens, R. Brewer	11 Washington
5.	10/19	@ LA Lakers	99-82	W 5-0		2-0	18 R. Brewer	12 Washington
6.	10/21	Golden State	91-74	W 6-0	4-0		21 Owens	11 J. Brewer
7.	10/23	Kansas City	90-88	W 7-0	5-0		17 Owens	9 Washington
8.	10/24	@ Denver	88-87	W 8-0		3-0	20 R. Brewer	14 Washington
9.	10/26	Chicago	95-93	W 9-0	6-0		25 Owens	12 Washington
10.	10/28	Phoenix	88-89	L 9-1	6-1		18 Lucas	14 Washington
11.	10/31	@ Golden State	106-111	L 9-2		3-1	20 Owens	9 Kunnert
12.	11/3	@ San Diego	123-102	W 10-2		4-1	19 Dunn, Jeelani	10 Owens
13.	11/4	San Antonio	127-124 (ot)	W 11-2	7-1		24 Owens	9 Washington
14.	11/7	@ Indiana	90-97	L 11-3		4-2	28 Owens	11 Owens
15.	11/8	@ Milwaukee	89-98	L 11-4		4-3	19 R. Brewer	10 Washington
16.	11/10	@ Chicago	94-90	W 12-4		5-3	32 Owens	11 Owens
17.	11/11	@ Kansas City	112-109	W 13-4		6-3	22 Lucas	13 Owens
18.	11/13	Milwaukee	92-101	L 13-5	7-2		17 R. Brewer	17 Washington
19.	11/16	@ Phoenix	97-98	L 13-6		6-4	23 Owens	14 Washington
20.	11/17	Cleveland	103-96	W 14-6	8-2		27 Washington	17 Washington
21.	11/18	Seattle	100-95	W 15-6	9-2		21 R. Brewer	15 Washington
22.	11/20	LA Lakers	114-99	W 16-6	10-2		24 Owens, Lucas	14 Washington
23.	11/23	@ Seattle	90-94	L 16-7		6-5	17 Lucas	9 Washington
24.	11/25	Phoenix	86-87	L 16-8	10-3		28 Lucas	13 Washington, Lucas
25.	11/28	@ Atlanta	99-106	L 16-9		6-6	27 Jeelani	17 Washington
26.	11/30	@ San Antonio	100-107	L 16-10		6-7	24 R. Brewer	15 Lucas
27.	12/1	@ Houston	112-120 (ot)	L 16-11		6-8	28 Jeelani	14 Washington
28.	12/3	@ Utah	82-87 (ot)	L 16-12		6-9	16 Washington	10 Lucas
29.	12/7	Chicago	93-95	L 16-13	10-4		23 R. Brewer	10 Owens
30.	12/9	San Diego	96-98	L 16-14	10-5		21 R. Brewer	14 Lucas, Washington
31.	12/11	@ Chicago	93-104	L 16-15		6-10	21 R. Brewer	10 Lucas, Washington
32.	12/12	@ Kansas City	85-124	L 16-16		6-11	16 Washington	10 Washington, Owens
33.	12/15	Denver	106-98	W 17-16	11-5		23 Washington	14 Washington
34.	12/16	Houston	123-101	W 18-16	12-5		33 R. Brewer	11 Lucas
35.	12/19	@ Denver	106-114	L 18-17		6-12	26 Washington	12 Washington
36.	12/21	New Jersey	100-97	W 19-17	13-5		21 Twardzik	15 Washington
37.	12/23	New York	103-111	L 19-18	13-6		29 Lucas	13 Washington
38.	12/25	Golden State	113-91	W 20-18	14-6		32 Owens	10 Washington
39.	12/26	@ Phoenix	99-119	L 20-19		6-13	16 Hollins	7 Gross
40.	12/28	@ Seattle	97-128	L 20-20		6-14	17 Washington, Owens	16 Washington
41.	12/30	Seattle	100-107	L 20-21	14-7		25 R. Brewer	12 Washington
42.	1/1	Washington	109-99	W 21-21	15-7		30 Lucas	8 Washington, Lucas, Owens
43.	1/2	@ Golden State	92-111	L 21-22		6-15	16 Washington	18 Washington
44.	1/4	Utah	115-97	W 22-22	16-7		28 Owens	14 Washington
45.	1/6	Detroit	119-102	W 23-22	17-7		28 R. Brewer	9 Dunn, J. Brewer
46.	1/8	Indiana	118-122	L 23-23	17-8		27 R. Brewer, Wash.	6 Gross, Owens
47.	1/11	@ New Jersey	128-107	W 24-23		7-15	30 Owens	11 Washington
48.	1/13	@ Washington	95-127	L 24-24		7-16	23 R. Brewer	13 Lucas
49.	1/16	@ Philadelphia	110-121	L 24-25		7-17	26 R. Brewer	13 Lucas
50.	1/18	@ Boston	93-111	L 24-26		7-18	22 Gross	15 Owens
51.	1/20	@ Milwaukee	88-89	L 24-27		7-19	19 R. Brewer	13 Owens
52.	1/24	LA Lakers	111-103	W 25-27	18-8		27 R. Brewer, Owens	16 Washington
53.	1/26	@ Denver	96-100	L 25-28		7-20	17 Owens, Gross	14 Owens
54.	1/29	Milwaukee	96-103	L 25-29	18-9		20 Jeelani	12 Owens
55.	1/31	Kansas City	94-93	W 26-29	19-9		20 R. Brewer	19 Washington
56.	2/5	@ Kansas City	105-99	W 27-29		8-20	24 Owens	15 Washington
57.	2/8	@ San Diego	104-118	L 27-30		8-21	23 R. Brewer	11 Washington
58.	2/12	Atlanta	89-95	L 27-31	19-10		22 Owens	14 Owens
59.	2/13	@ LA Lakers	103-129	L 27-32		8-22	20 R. Brewer	10 Washington
60.	2/15	Boston	91-106	L 27-33	19-11		22 Jeelani	11 Washington
61.	2/17	Golden State	103-98	W 28-33	20-11		26 Jeelani	10 Jeelani, Natt
62.	2/19	@ New York	103-113	L 28-34		8-23	21 Natt	13 Natt
63.	2/23	@ Detroit	130-107	W 29-34		9-23	39 Natt	9 Owens
64.	2/24	@ Cleveland	115-100	W 30-34		10-23	23 Natt	10 Washington
65.	2/26	@ Philadelphia	96-98	L 30-35	20-12		23 Natt	9 Washington
66.	2/29	Utah	87-91	L 30-36	20-13		20 Natt	8 Washington, Natt, J. Brewer
67.	3/2	Chicago	110-107	W 31-36	21-13		31 Natt	10 Natt
68.	3/4	Seattle	97-98	L 31-37	21-14		25 Natt	13 Natt
69.	3/8	@ Utah	110-117	L 31-38		10-24	26 R. Brewer	9 Jeelani
70.	3/7	Denver	113-104	W 32-38	22-14		29 Natt	19 Washington
71.	3/9	LA Lakers	142-121	W 33-38	23-14		23 Twardzik	10 Washington
72.	3/12	@ LA Lakers	94-102	L 33-39		10-25	23 Owens	15 Owens
73.	3/14	@ Milwaukee	110-120	L 33-40		10-26	24 Natt	10 Washington
74.	3/15	@ Chicago	108-110	L 33-41		10-27	28 Jeelani	10 Owens
75.	3/18	Milwaukee	123-122	W 34-41	24-14		25 R. Brewer	14 Washington
76.	3/19	@ Golden State	115-113 (ot)	W 35-41		11-27	24 Natt	10 Washington
77.	3/21	Phoenix	100-111	L 35-42	24-15		16 Bates	10 Owens
78.	3/23	San Diego	98-91	W 36-42	25-15		28 Natt	13 Washington
79.	3/25	Kansas City	106-102	W 37-42	26-15		24 Natt	12 Washington
80.	3/27	@ San Diego	96-93	W 38-42		12-27	18 Owens	9 Natt
81.	3/28	@ Phoenix	100-114	L 38-43		12-28	20 Bates	8 Owens
82.	3/30	@ Seattle	104-130	L 38-44		12-29	18 Washington	10 Washington, Owens

See Playoff section for 1980 Playoff game-by-game scores



Left to right, first row: Jack Ramsay, Bucky Buckwalter, Bob Gross, Jim Paxson, Billy Ray Bates, Mike Gale, Kelvin Ransey, Dave Twardzik, Harry Glickman, Larry Weinberg. Second row: Ron Culp, Calvin Natt, Mychal Thompson, Jeff Crompton, Kermit Washington, Michael Harper, Tom Owens, Kevin Kunnert.

**IN REVIEW** --- The Trail Blazers set a club record for December, going 13-2, part of a stretch when they won 14 of 15 games. And, they finished the season by winning 12 of their last 16 games and 16 of their last 22, including the capturing their final three on the road. Those runs helped boost the final record to 45-37, seven victories better than the previous season. Balanced scoring and a relatively injury-free season were contributing factors in the improvement. Seven Blazer regulars averaged in double-digit scoring, led by second-year guard Jim Paxson's 17.1 ppg and Mychal Thompson's 17.0 ppg. Rookie Kelvin Ransey took over the starting point guard role in November and ended the season with a club-record 555 assists, the league's seventh highest total for the year. For the fourth straight year since winning the title in 1977 Portland exited the playoffs after one round but only after a hard-fought best-of-three series with Kansas City. The Kings took the first one in overtime, 98-97. The Blazers came back to win Game 2, also in OT, 124-119, with Mychal Thompson scoring a Portland playoff record 40 points. KC clinched the series with a 104-95 victory. In that loss, the Blazers shot 54 percent from the floor and converted two more field goals than the Kings but were only five-of-eight from the line, playoff lows for the club.

**HONORS** --- Kelvin Ransey was named to the NBA All-Rookie team . . . Kermit Washington for the second straight year was selected on the NBA's All-Defensive second team . . . Ransey was seventh in the league in assists (6.9 apg); Washington sixth in FG percentage (.569); Billy Ray Bates 10th in FT percentage (.854); Mychal Thompson eighth in blocked shots (2.15 bpg).

**KEY DRAFT PICKS:** Ron Lester, Iowa (1st round), Michael Harper, North Park (3rd). . . **KEY ROSTER MOVES:** Traded draft rights to Ron Lester to Chicago for the rights to Kelvin Ransey and an exchange of 1981 1st round draft picks; Traded T.R. Dunn and a 1983 1st round draft pick to Denver for a 1983 1st round draft pick (used to draft Clyde Drexler) and a 1984 2nd round pick; Traded Jim Brewer to the LA Lakers for a 1984 2nd round pick (used to draft Jerome Kersey); Traded Ron Brewer to San Antonio for Mike Gale and a 1st round draft pick in 1982.

**Overall record: 45-37 (tie, 8th in league, 4th in conference, 3rd in division)**  
**Home record: 30-11 (tie, 6th in league) , Road record: 15-26 (tie, 11th in league)**  
**Lost to Kansas City in Western Conference First Round (2-1)**


1980-81 PORTLAND TRAIL BLAZERS STATISTICS																			
	G	St	Min	FG	FGA	Pct.	3FG	3AT	Pct.	FT	FTA	Pct.	Off	Def	Reb	Ast	PF-DQ	Stl	Blk
Jim Paxson	79	79	2701	585	1092	.536	2	30	.067	182	248	.734	74	137	211	299	172-1	140	9
Mychal Thompson	79	75	2790	569	1151	.494	0	1	.000	207	323	.641	223	463	686	284	260-5	62	170
Kevin Ransey	80	57	2431	525	1162	.452	3	31	.097	164	219	.749	42	153	195	555	201-1	88	9
Billy Ray Bates	77	4	1560	439	902	.487	14	54	.259	170	199	.854	71	86	157	196	120-0	82	6
Calvin Natt	74	62	2111	395	794	.497	4	8	.500	200	283	.707	149	282	431	159	188-2	73	18
Kermit Washington	73	45	2120	325	571	.569	0	1	.000	181	288	.628	236	450	686	149	258-5	85	86
Tom Owens	79	47	1843	322	630	.511	0	4	.000	191	250	.764	165	291	456	140	273-10	36	47
Bob Gross	82	24	1934	253	479	.528	0	9	.000	135	159	.849	126	202	328	251	238-5	90	67
Ron Brewer*	29	10	548	95	246	.386	1	3	.333	26	34	.765	13	20	33	55	42-0	34	9
Kevin Kunnert	55	1	842	101	216	.468	0	0	.000	42	54	.778	98	189	287	67	143-1	17	32
Mike Gale	42	0	476	71	145	.490	1	4	.250	36	42	.857	9	38	47	70	61-0	39	5
Roy Hamilton	1	0	5	1	3	.333	0	0	.000	1	2	.500	2	1	3	0	1-0	0	0
Mike Harper	55	0	461	56	136	.412	0	3	.000	37	85	.435	28	65	93	17	73-0	23	20
Geoff Crompton	6	0	33	4	8	.500	0	0	.000	1	5	.200	7	11	18	2	4-0	0	2
Portland	82	19855	3741	7535	496		25	148	.169	1573	2191	.718	1243	2388	3631	2244	2034-30	769	480
Opponents	82	19855	3584	7351	488		34	149	.228	1805	2377	.759	1249	2419	3668	2109	1932-30	802	422

\* Did not complete season with Trail Blazers

	Date	Opponent	Score	Record	Home	Road	Scoring Leader	Rebounding Leader
1.	10/10	@ Utah	86-96	L 0-1		0-1	26 R.Brewer	12 M.Thompson
2.	10/12	Seattle	107-96	W 1-1	1-0		18 M.Thompson,Bates	13 Kunnert
3.	10/15	@ Golden State	92-95	L 1-2		0-2	19 Paxson	12 Washington
4.	10/17	Houston	99-102	L 1-3			20 Washington	15 Washington
5.	10/21	LA Lakers	107-103	W 2-3	2-1		18 Owens	16 Washington
6.	10/24	Dallas	120-105	W 3-3	3-1		22 M.Thompson	11 Washington
7.	10/26	@ Seattle	98-111	L 3-4		0-3	16 M.Thompson	10 Washington
8.	10/28	@ San Antonio	112-120	L 3-5		0-4	24 Natt	12 Washington
9.	10/29	@ Kansas City	98-115	L 3-6		0-5	19 Washington	10 Natt,Gross
10.	11/1	Utah	87-95	L 3-7	3-2		21 M.Thompson	17 Washington
11.	11/2	Cleveland	102-96	W 4-7	4-2		18 R.Brewer	11 M.Thompson
12.	11/4	@ LA Lakers	118-119	L 4-8		0-6	26 M.Thompson	12 M.Thompson
13.	11/7	Golden State	122-113	W 5-8	5-2		27 Owens	17 Washington
14.	11/8	San Diego	106-110 (ot)	L 5-9	5-3		26 Owens	11 Washington
15.	11/11	Kansas City	101-102	L 5-10	5-4		20 Natt	12 Washington
16.	11/14	@ Dallas	106-113	L 5-11		0-7	19 Natt	14 M.Thompson
17.	11/15	@ Denver	123-125	L 5-12		0-8	27 Washington	12 Washington,Owens
18.	11/16	@ Phoenix	107-119	L 5-13		0-9	21 Natt	11 M.Thompson,Owens
19.	11/18	Denver	122-103	W 6-13	6-4		25 Paxson	11 Washington
20.	11/20	Milwaukee	93-97	L 6-14	6-5		18 M.Thompson	10 M.Thompson
21.	11/23	Dallas	116-96	W 7-14	7-5		20 Paxson,Owens	11 Washington
22.	11/25	@ Atlanta	108-112	L 7-15		0-10	18 Paxson	10 Washington,M.Thompson
23.	11/26	@ Boston	101-126	L 7-16		0-11	17 R.Brewer	9 M.Thompson,Kunnert
24.	11/28	@ Philadelphia	103-116	L 7-17		0-12	27 Natt	18 Owens
25.	11/29	@ New York	110-111	L 7-18		0-13	28 Natt	11 M.Thompson
26.	12/2	New Jersey	105-118	L 7-19	7-6		26 Bates	11 Owens
27.	12/4	@ San Diego	103-100	W 8-19		1-13	21 M.Thompson,Paxson	8 Owens
28.	12/5	Chicago	116-115	W 9-19	8-6		21 Ransey	11 M.Thompson
29.	12/7	San Antonio	116-115	W 10-19	9-6		21 Bates	8 Washington
30.	12/9	Seattle	111-98	W 11-19	10-6		30 Paxson	9 Natt
31.	12/12	Houston	106-100	W 12-19	11-6		18 Bates, Ransey	10 Kunnert
32.	12/14	@ Phoenix	116-110	W 13-19		2-13	24 M.Thompson	12 M.Thompson
33.	12/17	@ Golden State	115-113	W 14-19		3-13	23 M.Thompson	10 M.Thompson,Natt
34.	12/19	@ LA Lakers	110-106	W 15-19		4-13	21 M.Thompson	11 M.Thompson
35.	12/20	Atlanta	122-119 (ot)	W 16-19	12-6		29 Paxson	9 M.Thompson,Natt
36.	12/21	Phoenix	100-111	L 16-20	12-7		22 Bates	7 Paxson
37.	12/23	LA Lakers	108-102	W 17-20	13-7		25 Ransey	13 M.Thompson
38.	12/25	Golden State	115-114	W 18-20	14-7		23 Owens	10 Kunnert
39.	12/26	@ Seattle	96-90	W 19-20		5-13	27 M.Thompson	14 Owens
40.	12/30	Philadelphia	109-108	W 20-20	15-7		25 M.Thompson	10 M.Thompson
41.	1/1	Denver	122-119	W 21-20	16-7		29 Ransey	11 M.Thompson,Washington
42.	1/3	@ Utah	103-109	L 21-21		5-14	21 M.Thompson	12 M.Thompson
43.	1/4	Boston	111-120	L 21-22	16-8		22 M.Thompson	10 M.Thompson,Owens
44.	1/6	Detroit	110-90	W 22-22	17-8		21 Paxson	12 Washington
45.	1/9	@ San Antonio	86-102	L 22-23		5-15	18 Paxson	8 M.Thompson
46.	1/10	@ Houston	105-106	L 22-24		5-16	30 Paxson	11 Washington
47.	1/14	@ Kansas City	110-91	W 23-24		6-16	32 Ransey	14 Washington
48.	1/16	@ Chicago	113-112	W 24-24		7-16	21 Paxson	5 Owens
49.	1/18	@ Milwaukee	103-110	L 24-25		7-17	23 M.Thompson	17 M.Thompson
50.	1/20	@ Cleveland	94-99	L 24-26		7-18	20 Owens	11 Owens
51.	1/23	New York	117-90	W 25-26	18-8		23 Paxson	14 M.Thompson
52.	1/25	San Antonio	118-100	W 26-26	19-8		21 Paxson	12 M.Thompson
53.	1/26	@ LA Lakers	112-124	L 26-27		7-19	21 Bates	13 Owens
54.	1/29	@ San Diego	108-106	W 27-27		8-19	30 Paxson	12 Washington
55.	2/3	Washington	111-104 (ot)	W 28-27	20-8		24 Bates	14 Washington
56.	2/4	@ Golden State	100-115	L 28-28		8-20	21 Ransey	13 M.Thompson
57.	2/6	@ San Antonio	96-122	L 28-29		8-21	17 M.Thompson	9 M.Tho.,Ransey, Bates
58.	2/8	Kansas City	129-123 (ot)	W 29-29	21-8		24 M.Thompson	14 M.Thompson
59.	2/12	Seattle	109-112	L 29-30	21-9		27 M.Thompson	8 M.Thompson
60.	2/13	@ Denver	143-162	L 29-31		8-22	25 Natt	9 Natt
61.	2/15	Utah	118-84	W 30-31	22-9		25 Bates	8 Washington
62.	2/17	@ Washington	124-104	W 31-31		9-22	24 Ransey	11 M.Thompson
63.	2/19	@ Detroit	115-106	W 32-31		10-22	24 Bates	8 M.Thompson
64.	2/20	@ New Jersey	113-123 (ot)	L 32-32		10-23	26 Ransey	11 M.Thompson,Washington
65.	2/22	@ Indiana	113-109 (ot)	W 33-32		11-23	23 Natt	11 Owens
66.	2/24	San Diego	107-121	L 33-33	22-10		23 Bates	16 Washington
67.	2/27	Phoenix	121-117	W 34-33	23-10		33 Ransey	9 Washington
68.	3/1	Utah	108-97	W 35-33	24-10		29 Ransey	9 M.Thompson
69.	3/3	Indiana	117-112	W 36-33	25-10		28 M.Thompson	11 Washington
70.	3/5	@ Kansas City	100-106	L 36-34		11-24	21 M.Thompson	16 Washington
71.	3/6	@ Phoenix	107-128	L 36-35		11-25	20 M.Thompson,Ransey	7 Washington
72.	3/8	Golden State	120-112 (ot)	W 37-35	26-10		33 M.Thompson	13 Natt
73.	3/10	@ Denver	142-137	W 38-35		12-25	35 Ransey	16 Washington
74.	3/13	@ Houston	104-126	L 38-36		12-26	20 Ransey	10 Washington
75.	3/15	Dallas	135-110	W 39-36	27-10		35 Bates	10 Kunnert
76.	3/17	San Diego	127-112	W 40-36	28-10		24 Paxson	8 M.Thompson
77.	3/20	Houston	107-103	W 41-36	29-10		21 Paxson,Bates	10 Washington
78.	3/21	LA Lakers	111-117	L 41-37	29-11		24 Ransey	19 Washington
79.	3/24	Phoenix	120-111	W 42-37	30-11		33 Ransey	14 Washington
80.	3/25	@ Seattle	112-103	W 43-37		13-26	24 M.Tho.,Ransey,Bates	9 M.Thompson
81.	3/27	@ Dallas	123-109	W 44-37		14-26	29 M.Thompson	11 M.Thompson
82.	3/29	@ San Diego	144-129	W 45-37		15-26	40 Bates	10 M.Thompson

See Playoff section for 1981 Playoff game-by-game scores





Left to right, first row: Larry Weinberg, Harry Glickman, Billy Ray Bates, Jim Paxson, Kelvin Ransey, Jeff Lamp, Darnell Valentine, Jim Lynam, Jack Ramsay. Second row: Ron Culp, Bob Gross, Mychal Thompson, Kevin Kunnert, Petur Gudmundsson, Michael Harper, Peter Verhoeven, Calvin Natt, Bucky Buckwalter.

**IN REVIEW** --- Even though they finished the year at 42-40, two games above .500, the 1981-82 Trail Blazers became the first Portland team to miss the NBA Playoffs in six seasons. While only 12 of the 22 other teams in the league had better records, four of those were in the tough Pacific Division and seven were in the Western Conference. The Blazers were adversely affected when Kermit Washington, their rebounding leader the previous two seasons, was hobbled by an ankle injury suffered prior to the start of regular season play. Washington, an NBA All-Defensive team choice the previous two seasons and Portland's leading rebounder and field goal shooter in both campaigns, saw action in only 20 of the team's first 38 games and averaged just 5.0 points and 5.9 rebounds before the gimpy ankle forced his retirement from basketball on January 26. Despite the loss of Washington and injuries to other key front-line players for varied lengths of time, the Blazers were still in the hunt for a playoff spot going into the final week of action. After defeating Golden State, 116-106 in overtime to improve to 41-37, Portland dropped three of its last four games and Phoenix took the final spot in the six-team Western Conference playoffs.

**HONORS** --- Mychal Thompson was fourth in the league in rebounding (11.7 rpg), fifth highest one season average in club history; Calvin Natt ranked fifth in FG percentage (.576) which was a club record; Kelvin Ransey, who equaled his previous year's team-record 555 assists, was ninth in that category (7.1 apg).

**CHANGES** --- Stu Inman added the duties of general manager to those of director of player personnel; Jim Lynam was named assistant coach. . . . **KEY DRAFT PICKS:** Jeff Lamp, Virginia, and Darnell Valentine, Kansas (both 1st round), Petur Gudmundsson, Washington (3rd); Peter Verhoeven, Fresno State (4th) . . . **KEY ROSTER MOVES:** Traded Tom Owens to Indiana for a 1984 1st round draft pick (used to draft Sam Bowie); Traded Mike Gale to Golden State for two 2nd round draft picks; Kermit Washington retired on January 26.

**Overall record: 42-40 (tie, 13th in league, 8th in conference, 5th in division)**

**Home record: 27-14 (10th in league) , Road record: 15-26 (tie, 14th in league)**

### 1981-82 PORTLAND TRAIL BLAZERS STATISTICS

	G	St	Min	FG	FGA	Pct.	3FG	3AT	Pct.	FT	FTA	Pct.	Off	Def	Reb	Ast.	PF-DQ	Stl	Blk	Pts	Avg.
Mychal Thompson	79	78	3129	681	1303	.523	0	0	.000	280	446	.628	258	663	921	319	233-2	69	107	1642	20.8
Jim Paxson	82	82	2756	662	1258	.526	8	35	.229	220	287	.767	75	146	221	276	159-0	129	12	1552	18.9
Calvin Natt	75	70	2599	515	894	.576	2	8	.250	294	392	.750	193	420	613	150	175-1	62	36	1326	17.7
Kelvin Ransey	78	68	2418	504	1095	.460	3	38	.079	242	318	.761	39	147	186	555	169-1	97	4	1253	16.1
Billy Ray Bates	75	0	1229	327	692	.473	12	41	.293	166	211	.787	53	55	108	111	100-0	41	5	832	11.1
Bob Gross	59	24	1377	173	322	.537	3	6	.500	78	104	.750	101	158	259	125	162-2	75	41	427	7.2
Michael Harper	68	37	1433	184	370	.497	0	1	.000	96	153	.627	127	212	339	54	229-7	55	82	464	6.8
Darnell Valentine	82	14	1387	187	453	.413	0	9	.000	152	200	.760	48	101	149	270	187-1	94	3	526	6.4
Kermit Washington	20	4	418	38	78	.487	0	0	.000	24	41	.585	40	77	117	29	56-0	9	16	100	5.0
Peter Verhoeven	71	23	1207	149	296	.503	0	0	.000	51	72	.708	106	148	254	52	215-4	42	22	349	4.9
Jeff Lamp	54	0	617	100	196	.510	0	1	.000	50	61	.820	24	40	64	28	83-0	16	1	250	4.6
Petur Gudmundsson	68	6	845	83	166	.500	1	1	1.000	52	76	.684	51	135	186	59	163-2	13	30	219	3.2
Kevin Kunnert	21	0	237	20	48	.417	0	0	.000	9	17	.529	20	46	66	18	51-1	3	6	49	2.3
Carl Bailey	1	0	7	1	1	1.000	0	0	.000	0	0	.000	0	0	0	0	2-0	0	0	2	2.0
Dennis Awtrye*	10	3	121	5	15	.333	0	0	.000	5	9	.556	7	7	14	8	28-1	1	2	15	1.5
<b>Portland</b>	<b>82</b>		<b>19780</b>	<b>3629</b>	<b>7187</b>	<b>.505</b>	<b>29</b>	<b>140</b>	<b>.207</b>	<b>1719</b>	<b>2387</b>	<b>.720</b>	<b>1142</b>	<b>2355</b>	<b>3497</b>	<b>2054</b>	<b>2012-22</b>	<b>706</b>	<b>367</b>	<b>9006</b>	<b>109.8</b>
<b>Opponents</b>	<b>82</b>		<b>19780</b>	<b>3637</b>	<b>7293</b>	<b>.499</b>	<b>54</b>	<b>206</b>	<b>.262</b>	<b>1629</b>	<b>2149</b>	<b>.758</b>	<b>1221</b>	<b>2367</b>	<b>3588</b>	<b>2114</b>	<b>2142-31</b>	<b>708</b>	<b>427</b>	<b>8957</b>	<b>109.2</b>

\* Did not complete season with Trail Blazers

	Date	Opponent	Score	Record	Home	Road	Scoring Leader	Rebounding Leader
1.	10/30	Phoenix	103-95	W 1-0	1-0		24 M.Thompson	11 Natt
2.	11/1	Seattle	104-94	W 2-0	2-0		21 M.Thompson	13 Natt
3.	11/3	LA Lakers	102-100	W 3-0	3-0		23 Natt,Paxson	12 M.Thompson
4.	11/4	@ Golden State	109-108	W 4-0		1-0	22 Paxson	11 M.Thompson
5.	11/6	Utah	119-109	W 5-0	4-0		30 M.Thompson	13 M.Thompson
6.	11/8	Denver	120-116	W 6-0	5-0		30 Natt	19 M.Thompson
7.	11/10	Dallas	117-95	W 7-0	6-0		21 Paxson	7 M.Thompson,Verhoeven
8.	11/12	@ San Diego	115-122	L 7-1		1-1	33 Natt	14 Natt
9.	11/13	@ LA Lakers	115-119	L 7-2		1-2	34 Natt	16 M.Thompson
10.	11/15	San Antonio	105-110	L 7-3	6-1		26 Paxson	10 Harper
11.	11/20	New Jersey	106-86	W 8-3	7-1		27 M.Thompson	15 M.Thompson
12.	11/25	@ Seattle	103-110	L 8-4		1-3	37 M.Thompson	13 Natt
13.	11/27	@ Utah	103-93	W 9-4		2-3	30 M.Thompson	9 Verhoeven
14.	11/29	Chicago	114-109	W 10-4	8-1		24 Verhoeven	9 Gudmundsson
15.	12/1	@ Denver	121-113	W 11-4		3-3	30 Natt	14 Natt
16.	12/2	@ Kansas City	112-107	W 12-4		4-3	26 Paxson	13 M.Thompson
17.	12/4	@ San Antonio	111-127	L 12-5		4-4	25 M.Thompson	12 M.Thompson
18.	12/5	@ Houston	98-110	L 12-6		4-5	18 Paxson	16 M.Thompson
19.	12/8	Golden State	108-122	L 12-7	8-2		26 Paxson	15 M.Thompson
20.	12/10	@ Phoenix	110-117	L 12-8		4-6	29 Paxson	21 M.Thompson
21.	12/11	@ LA Lakers	116-124	L 12-9		4-7	38 M.Thompson	11 M.Thompson
22.	12/13	Detroit	105-99	W 13-9	9-2		30 Natt	13 M.Thompson
23.	12/15	San Diego	118-101	W 14-9	10-2		28 Ransey	12 Gudmundsson
24.	12/19	@ Dallas	95-102	L 14-10		4-8	25 Ransey	11 Washington
25.	12/22	LA Lakers	110-122	L 14-11	10-3		20 Paxson	7 Natt
26.	12/25	Seattle	99-94	W 15-11	11-3		28 Verhoeven	15 M.Thompson
27.	12/26	@ San Diego	128-116	W 16-11		5-8	27 Paxson	16 M.Thompson
28.	12/30	@ Phoenix	112-113	L 16-12		5-9	27 Ransey	9 Natt
29.	1/1	Philadelphia	105-120	L 16-13	11-4		21 Natt	10 Natt
30.	1/3	Kansas City	127-116 (ot)	W 17-13	12-4		28 Natt	13 Washington
31.	1/5	San Antonio	115-110	W 18-13	13-4		25 M.Thompson,Bates	9 Washington,M.Thompson
32.	1/8	Denver	121-124	L 18-14	13-5		27 M.Thompson	15 M.Thompson,Natt
33.	1/10	Houston	109-111	L 18-15	13-6		25 M.Thompson	10 Washington
34.	1/12	Indiana	105-93	W 19-15	14-6		22 M.Thompson	14 M.Thompson
35.	1/14	@ Houston	111-100	W 20-15		6-9	22 M.Th.,Paxson,Ransey	12 M.Thompson
36.	1/16	@ Dallas	110-103	W 21-15		7-9	24 Ransey	13 Natt
37.	1/19	@ Atlanta	101-112	L 21-16		7-10	22 Bates	7 M.Thompson,Harper
38.	1/20	@ Philadelphia	110-115	L 21-17		7-11	26 Ransey	9 M.Thompson
39.	1/22	@ Washington	97-110	L 21-18		7-12	17 M.Thompson	12 M.Thompson
40.	1/24	@ Boston	123-119	W 22-18		8-12	33 Ransey	9 M.Thompson,Natt
41.	1/29	San Diego	96-93	W 23-18	15-6		25 Natt	19 M.Thompson
42.	2/2	Kansas City	102-97	W 24-18	16-6		27 Natt	17 M.Thompson
43.	2/3	@ Utah	118-122	L 24-19		8-13	20 Ransey	10 M.Thompson
44.	2/5	Utah	121-100	W 25-19	17-6		29 Bates	19 M.Thompson
45.	2/7	New York	100-98	W 26-19	18-6		28 M.Thompson	18 M.Thompson
46.	2/10	@ Cleveland	105-91	W 27-19		9-13	24 Natt	11 Natt
47.	2/11	@ Milwaukee	105-116	L 27-20		9-14	25 M.Thompson	9 M.Thompson,Natt
48.	2/13	@ Detroit	128-120	W 28-20		10-14	25 Natt	11 M.Thompson
49.	2/14	@ Indiana	91-107	L 28-21		10-15	18 Harper	21 M.Thompson
50.	2/16	Washington	97-100	L 28-22	18-7		24 Paxson	15 M.Thompson
51.	2/19	Boston	117-127	L 28-23	18-8		29 M.Thompson	11 M.Thompson
52.	2/21	Atlanta	97-109	L 28-24	18-9		18 Ransey	12 M.Thompson
53.	2/23	@ Chicago	122-123	L 28-25		10-16	22 M.Thompson	12 M.Thompson
54.	2/24	@ Kansas City	123-111	W 29-25		11-16	26 Natt	10 M.Thompson,Gross
55.	2/26	@ New Jersey	106-110	L 29-26		11-17	26 M.Thompson	12 Natt
56.	2/27	@ New York	105-107	L 29-27		11-18	25 Ransey	10 M.Thompson
57.	3/2	Phoenix	119-108 (ot)	W 30-27	19-9		30 Ransey	12 M.Thompson
58.	3/5	Cleveland	110-111	L 30-28	19-10		28 M.Thompson	12 M.Thompson
59.	3/7	@ Golden State	106-102	W 31-28		12-18	29 M.Thompson	10 M.Thompson
60.	3/10	@ Dallas	102-104	L 31-29		12-19	23 Bates	11 Harper
61.	3/12	@ San Antonio	112-108	W 32-29		13-19	23 Ransey	14 M.Thompson
62.	3/13	@ Houston	107-112	L 32-30		13-20	24 M.Thompson	18 M.Thompson
63.	3/16	LA Lakers	108-120	L 32-31	19-11		26 Paxson	11 Natt
64.	3/18	Golden State	109-95	W 33-31	20-11		26 Natt	15 Natt
65.	3/19	@ Utah	131-129 (ot)	W 34-31		14-20	30 M.Thompson	16 M.Thompson
66.	3/21	Dallas	109-101	W 35-31	21-11		24 Ransey	7 M.Thompson
67.	3/23	Milwaukee	104-109	L 35-32	21-12		37 M.Thompson	18 M.Thompson
68.	3/25	Houston	95-108	L 35-33	21-13		23 M.Thompson	11 M.Thompson
69.	3/26	@ Golden State	89-102	L 35-34		14-21	22 M.Thompson	7 Natt,Gudmundsson
70.	3/28	@ Seattle	101-109	L 35-35		14-22	23 Paxson	18 M.Thompson
71.	3/30	Kansas City	109-99	W 36-35	22-13		33 Paxson	12 Natt
72.	4/1	San Antonio	109-105	W 37-35	23-13		28 M.Thompson	13 Natt
73.	4/2	@ Denver	121-127	L 37-36		14-23	27 M.Thompson	13 Natt
74.	4/4	@ LA Lakers	111-129	L 37-37		14-24	23 Ransey	12 Natt
75.	4/6	Denver	136-122	W 38-37	24-13		28 Natt	9 Natt,Harper
76.	4/8	@ Phoenix	106-104	W 39-37		15-24	17 Paxson,Gross	11 Gross
77.	4/9	San Diego	124-104	W 40-37	25-13		22 Bates	11 Gudmundsson
78.	4/11	Golden State	116-106 (ot)	W 41-37	26-13		24 Paxson	13 M.Thompson,Natt
79.	4/13	@ Seattle	86-88	L 41-38		15-25	18 Ransey	13 Natt
80.	4/15	@ San Diego	123-129	L 41-39		15-26	27 Bates	8 Natt
81.	4/16	Phoenix	99-113	L 41-40	26-14		25 M.Thompson	20 M.Thompson
82.	4/18	Seattle	119-114	W 42-40	27-14		25 Paxson	19 M.Thompson



Left to right, first row: Bucky Buckwalter, Jim Lynam, Jack Ramsay, Harry Glickman, Bill Schonely, Ron Culp. Second row: Lafayette Lever, Don Buse, Jeff Lamp, Jeff Judkins, Calvin Natt, Audie Norris, Mychal Thompson, Larry Weinberg, Wayne Cooper, Peter Verhoeven, Hank McDowell, Kenny Carr, Linton Townes, Jim Paxson, Darnell Valentine.

**IN REVIEW** --- For the first time since winning the NBA championship in 1977, the Trail Blazers advanced beyond one round of action in post-season play. Finishing the regular season at 46-36, the most wins since the 1977-78 campaign, the Blazers took two straight from the fourth-seeded Seattle SuperSonics in the playoff's first round to advance to the Western Conference semifinals against the Los Angeles Lakers. The defending world champions prevailed in that series, four games to one. Portland, 31-10 in the friendly confines of Memorial Coliseum, sustained a 15-game homecourt win streak from mid-November through mid-January. It equaled the second longest home string in franchise history. One of the keys to the success of the 1982-83 season was a relatively injury-free run by the six core players in Coach Jack Ramsay's rotation---Jim Paxson, Calvin Natt, Mychal Thompson, Kenny Carr, Wayne Cooper and Fats Lever. Collectively, they missed only eight games because of hurts the entire season. Paxson (21.7 ppg) and Natt (20.4 ppg) were 17th and 23rd respectively among the league's scoring leaders. Lever, in his first season, led the Blazers in assists with a 5.3 apg average and was 10th in the NBA in steals.

**HONORS** --- Jim Paxson was selected to play in the 1983 NBA All-Star Game . . . Lafayette Lever was 10th in the NBA in steals (1.89 spg).

**KEY DRAFT PICKS:** Lafayette Lever, Arizona State (1st round), Linton Townes, James Madison, and Audie Norris, Jackson State, (both 2nd) . . . **KEY ROSTER MOVES:** Acquired Kenny Carr from Detroit for a 1982 1st round draft pick; Traded Kelvin Ransey to Dallas in exchange for Wayne Cooper and a 1985 1st round draft choice (used to select Terry Porter); Acquired Jeff Judkins from Detroit in exchange for a 1984 3rd round draft choice; Acquired Don Buse from Indiana for cash and use of consultation services of Jon Spoelstra, vice president for marketing; Claimed Hank McDowell on waivers from Golden State.

**Overall record: 46-36 (9th in league, 5th in conference, 4th in division)**

**Home record: 31-10 (tie, 7th in league) , Road record: 15-26 (tie, 14th in league)**

**Lost to LA Lakers in Western Conference Semifinals (4-1) --- Overall Playoff record 3-4**

### 1982-83 PORTLAND TRAIL BLAZERS STATISTICS

	G	St	Min	FG	FGA	Pct.	3FG	3AT	Pct.	FT	FTA	Pct.	Off	Def	Reb	Ast.	PF-DQ	Stl	Blk	Pts	Avg.
Jim Paxson	81	81	2740	682	1323	.515	4	25	.160	388	478	.812	68	106	174	231	160-0	140	17	1756	21.7
Calvin Natt	80	80	2879	644	1187	.543	3	20	.150	339	428	.792	214	385	599	171	184-2	63	29	1630	20.4
Mychal Thompson	80	80	3017	505	1033	.489	0	1	.000	249	401	.621	183	570	753	380	213-1	68	110	1259	15.7
Darnell Valentine	47	36	1298	209	460	.454	0	1	.000	169	213	.793	34	83	117	293	139-1	101	5	587	12.5
Kenny Carr	82	27	2331	362	717	.505	2	6	.333	255	366	.697	182	407	589	116	306-10	62	42	981	12.0
Wayne Cooper	80	59	2099	320	723	.443	0	5	.000	135	197	.685	214	397	611	116	318-5	27	136	775	9.7
Lafayette Lever	81	45	2020	256	594	.431	5	15	.333	116	159	.730	85	140	225	426	179-2	153	15	633	7.8
Don Buse	41	1	643	72	182	.396	9	35	.257	41	46	.891	19	35	54	115	60-0	44	2	194	4.7
Linton Townes	55	0	516	105	234	.449	9	25	.360	28	38	.737	30	35	65	31	81-0	19	5	247	4.5
Jeff Lamp	59	1	690	107	252	.425	1	6	.167	42	52	.808	25	51	76	58	67-0	20	3	257	4.4
Peter Verhoeven	48	0	527	87	171	.509	0	1	.000	21	31	.677	44	52	96	32	95-2	18	9	195	4.1
Jeff Judkins	34	0	309	39	88	.443	2	8	.250	25	30	.833	18	25	43	17	39-0	15	2	105	3.1
Hank McDowell	42	0	375	45	97	.464	0	2	.000	33	43	.767	39	50	89	20	58-0	6	7	123	2.9
Audie Norris	30	0	311	26	63	.413	0	0	.000	14	30	.467	25	44	69	24	61-0	13	2	66	2.2
<b>Portland</b>	<b>82</b>		<b>19755</b>	<b>3459</b>	<b>7124</b>	<b>.486</b>	<b>35</b>	<b>150</b>	<b>.233</b>	<b>1855</b>	<b>2512</b>	<b>.738</b>	<b>1180</b>	<b>2380</b>	<b>3560</b>	<b>2030</b>	<b>1960-23</b>	<b>749</b>	<b>384</b>	<b>8808</b>	<b>107.4</b>
<b>Opponents</b>	<b>82</b>		<b>19755</b>	<b>3503</b>	<b>7211</b>	<b>.486</b>	<b>55</b>	<b>188</b>	<b>.293</b>	<b>1572</b>	<b>2046</b>	<b>.768</b>	<b>1126</b>	<b>2364</b>	<b>3490</b>	<b>2072</b>	<b>2232-32</b>	<b>658</b>	<b>500</b>	<b>8633</b>	<b>105.3</b>

	Date	Opponent	Score	Record	Home	Road	Scoring Leader	Rebounding Leader
1.	10/29	@ Kansas City	111-113	L 0-1		0-1	29 Paxson	10 Carr, Cooper
2.	10/30	@ San Antonio	107-112	L 0-2		0-2	33 Paxson	10 M. Thompson
3.	11/2	@ Phoenix	87-92	L 0-3		0-3	15 Paxson, M. Thompson	9 M. Thompson
4.	11/4	San Antonio	107-108 (ot)	L 0-4	0-1		22 M. Thompson	14 Carr
5.	11/6	New York	110-102	W 1-4	1-1		33 Paxson	12 M. Thompson
6.	11/7	@ LA Lakers	89-103	L 1-5		0-4	22 Paxson	7 Natt
7.	11/9	Golden State	111-96	W 2-5	2-1		20 M. Thompson	7 Natt, M. Thompson
8.	11/11	Houston	111-90	W 3-5	3-1		24 Paxson	8 M. Thompson, Cooper
9.	11/12	@ Denver	128-111	W 4-5		1-4	27 Natt	12 M. Thompson, Carr
10.	11/14	Phoenix	94-102	L 4-6	3-2		20 Natt, Valentine	11 Natt
11.	11/16	Atlanta	106-87	W 5-6	4-2		25 M. Thompson	11 M. Thompson
12.	11/19	New Jersey	118-108	W 6-6	5-2		27 Natt	12 M. Thompson
13.	11/21	Cleveland	129-79	W 7-6	6-2		23 Paxson	11 M. Thompson
14.	11/23	@ Philadelphia	106-103	W 8-6		2-4	22 Natt	12 Carr
15.	11/24	@ Boston	95-104	L 8-7		2-5	23 M. Thompson	13 M. Thompson
16.	11/26	@ Detroit	118-132 (ot)	L 8-8		2-6	31 Natt	9 Carr, Natt
17.	11/27	@ Washington	90-107	L 8-9		2-7	19 Paxson	10 M. Thompson
18.	11/30	San Diego	121-114	W 9-9	7-2		23 M. Thompson	11 Carr
19.	12/2	@ Utah	112-119	L 9-10		2-8	29 Natt	13 M. Thompson
20.	12/3	@ LA Lakers	100-115	L 9-11		2-9	24 M. Thompson	10 Carr
21.	12/7	Utah	137-121	W 10-11	8-2		35 Paxson	13 Carr
22.	12/9	@ Golden State	107-98	W 11-11		3-9	30 Natt	14 Natt
23.	12/12	Phoenix	99-94	W 12-11	9-2		20 Paxson	15 Cooper
24.	12/14	LA Lakers	107-103	W 13-11	10-2		24 Paxson	15 M. Thompson
25.	12/16	@ San Diego	111-103	W 14-11		4-9	21 Paxson	11 M. Thompson
26.	12/18	Dallas	108-105	W 15-11	11-2		22 Natt	10 Carr
27.	12/21	@ Seattle	94-99	L 15-12		4-10	22 M. Thompson	20 M. Thompson
28.	12/23	Houston	88-82	W 16-12	12-2		24 Paxson	15 M. Thompson
29.	12/25	Seattle	95-88	W 17-12	13-2		22 Paxson	13 Carr
30.	12/26	@ San Diego	105-112	L 17-13		4-11	24 M. Thompson	12 M. Thompson
31.	12/28	@ Phoenix	94-116	L 17-14		4-12	20 Valentine	7 Carr, Cooper
32.	12/30	@ Kansas City	113-107	W 18-14		5-12	26 M. Thompson	15 M. Thompson
33.	1/1	Golden State	102-74	W 19-14	14-2		21 M. Thompson	11 M. Thompson, Carr, Verhoeven
34.	1/2	Denver	122-104	W 20-14	15-2		31 Paxson	14 Cooper
35.	1/4	Indiana	119-117	W 21-14	16-2		32 Paxson	10 Cooper, Natt
36.	1/6	@ Golden State	93-94	L 21-15		5-13	20 Natt	17 Carr
37.	1/9	Seattle	110-101	W 22-15	17-2		31 Natt	8 M. Thompson
38.	1/14	@ Seattle	102-99	W 23-15		6-13	24 M. Thompson	10 Cooper, Natt
39.	1/15	Kansas City	121-110	W 24-15	18-2		29 Paxson	8 M. Thompson
40.	1/20	@ Dallas	112-121	L 24-16		6-14	34 Natt	12 Cooper
41.	1/22	@ Houston	113-96 (ot)	W 25-16		7-14	33 Natt	14 Natt
42.	1/23	@ San Antonio	108-107	W 26-16		8-14	25 M. Thompson	12 Natt
43.	1/25	LA Lakers	120-125	L 26-17	18-3		29 Paxson	12 Natt
44.	1/27	Utah	120-106	W 27-17	19-3		22 Paxson	10 Natt
45.	1/28	@ Denver	109-118	L 27-18		8-15	26 Natt	11 Natt
46.	2/1	Milwaukee	99-115	L 27-19	19-4		22 Natt	9 M. Thompson
47.	2/4	Philadelphia	115-109	W 28-19	20-4		28 Natt	13 Cooper
48.	2/6	Dallas	105-112	L 28-20	20-5		27 Paxson	12 M. Thompson, Cooper
49.	2/8	@ Chicago	109-93	W 29-20		9-15	34 Paxson	9 M. Thompson, Natt
50.	2/10	@ Milwaukee	92-102	L 29-21		9-16	22 Paxson	14 Cooper
51.	2/15	San Diego	115-106	W 30-21	21-5		21 Natt	16 M. Thompson
52.	2/17	Boston	121-114	W 31-21	22-5		26 Carr	12 M. Thompson
53.	2/18	@ Utah	101-97	W 32-21		10-16	32 Paxson	12 M. Thompson
54.	2/20	Washington	104-95	W 33-21	23-5		26 Paxson	12 M. Thompson
55.	2/22	@ Houston	113-107	W 34-21		11-16	28 Paxson	12 M. Thompson
56.	2/23	@ San Antonio	114-124	L 34-22		11-17	20 Paxson, Natt	9 M. Thompson
57.	2/25	@ Dallas	117-133	L 34-23		11-18	19 Carr	12 M. Thompson
58.	2/27	@ Cleveland	92-98	L 34-24		11-19	24 Paxson, Natt	11 Natt
59.	3/2	@ San Diego	104-102	W 35-24		12-19	24 Natt	10 Carr
60.	3/4	Denver	138-142	L 35-25	23-6		33 Natt	8 Carr
61.	3/6	Utah	105-110	L 35-26	23-7		27 Paxson	12 M. Thompson
62.	3/8	@ Atlanta	93-110	L 35-27		12-20	22 Paxson	9 Cooper
63.	3/9	@ Indiana	101-97	W 36-27		13-20	26 Paxson	18 M. Thompson
64.	3/12	@ New York	95-97	L 36-28		13-21	30 Natt	9 Cooper
65.	3/13	@ New Jersey	94-109	L 36-29		13-22	32 Paxson	13 Cooper
66.	3/15	Kansas City	115-98	W 37-29	24-7		32 Paxson	10 Natt
67.	3/18	Chicago	101-117	L 37-30	24-8		31 Paxson	11 Cooper
68.	3/20	@ Denver	118-106	W 38-30		14-22	29 Paxson	12 Carr
69.	3/22	San Antonio	119-102	W 39-30	25-8		22 M. Thompson	16 Cooper
70.	3/24	Houston	104-97	W 40-30	26-8		25 Paxson	11 M. Thompson
71.	3/27	@ Kansas City	95-110	L 40-31		14-23	25 M. Thompson	10 M. Thompson
72.	3/29	Detroit	114-107	W 41-31	27-8		22 Natt	7 M. Thompson
73.	3/31	@ Phoenix	89-106	L 41-32		14-24	22 Natt	13 Cooper
74.	4/2	Dallas	110-98	W 42-32	28-8		27 Natt	12 Cooper
75.	4/5	LA Lakers	107-101	W 43-32	29-8		24 M. Thompson	12 M. Thompson
76.	4/7	@ Golden State	107-118	L 43-33		14-25	21 Paxson	8 McDowell
77.	4/8	Phoenix	98-99	L 43-34	29-9		20 Paxson, Natt	10 Cooper
78.	4/10	Seattle	93-102	L 43-35	29-10		27 Natt	16 M. Thompson
79.	4/12	@ Seattle	101-106	L 43-36		14-26	26 Paxson	14 M. Thompson
80.	4/14	San Diego	120-83	W 44-36	30-10		24 Natt	11 M. Thompson
81.	4/15	Golden State	112-106	W 45-36	31-10		30 Paxson	15 Cooper
82.	4/17	@ LA Lakers	119-108	W 46-36		15-26	28 Paxson	9 Natt

See Playoff section for 1983 Playoff game-by-game scores



Left to right, first row: Harry Glickman, Bill Schonely, Lafayette Lever, Jeff Lamp, Jim Paxson, Darnell Valentine, Jack Ramsay, Buckey Buckwalter, Rick Adelman. Second row: Clyde Drexler, Kenny Carr, Wayne Cooper, Tom Piotrowski, Peter Verhoeven, Audie Norris, Mychal Thompson, Calvin Natt, Ron Culp.

**IN REVIEW** --- The Trail Blazers posted the second-best record in the west (48-34), a two-victory improvement over the previous season's mark and good enough to nail down the third seed in the Western Conference playoffs. Their impressive 33-8 homecourt record was the best in the NBA; they were 15-1 going into January and didn't lose their third game at home until February 12, being 24-3 at that juncture. On March 16, Portland and Chicago went four overtimes before the Bulls pulled out a 156-155 victory. The game, the highest scoring in franchise history, lasted a club-record 3 hours and 24 minutes. Jim Paxson scored a career-high 41 points in a losing cause. The long ordeal didn't seem to faze the Blazers. They returned to the court less than 24 hours later and outscored Golden State, 133-96, a victory that launched them on an eight-game winning streak, their longest of the year. Jack Ramsay became the second winningest coach in NBA history on March 23 after his team defeated Phoenix, 124-98. He finished the year with 703 career victories, second only to Red Auerbach of Boston. Portland converted a team-record .505 from the field for the season, the league's fourth best mark. The second place finish in the west went for naught in the playoffs. The Blazers lost out to sixth-seeded Phoenix in the first round, 3-2.

**HONORS** --- Guard Jim Paxson became the third Trail Blazer to be named an NBA all-star, being selected 2nd team All-NBA . . . Paxson also was selected to play in his second consecutive NBA All-Star Game, this time scoring 10 points on 5-of-9 shooting in 14 minutes . . . Calvin Natt was fifth in the league in FG percentage, hitting at .583, second-highest ever by a Trail Blazer.

**KEY DRAFT PICKS:** Clyde Drexler, Houston (1st round); Granville Waiters, Ohio State (2nd); Tom Piotrowski, LaSalle (3rd) . . . **TRADES:** Granville Waiters to Indiana for a 2nd round draft pick; Peter Gudmundsson to Detroit for a 3rd round draft choice; Linton Townes to Cleveland for a 2nd round pick; Hank McDowell to Indiana for a 3rd round pick.

**Overall record: 48-34 (6th in league, 2nd in conference, 2nd in division)**  
**Home record: 33-8 (1st in league) , Road record: 15-26 (8th in league)**  
**Lost to Phoenix in Western Conference First Round (3-2)**


1983-84 PORTLAND TRAIL BLAZERS STATISTICS

	G	St	Min	FG	FGA	Pct.	3FG	3AT	Pct.	FT	FTA	Pct.	Off	Def	Reb	Ast.	PF-DQ	Stl	Blk	Pts	Avg.
Jim Paxson	81	81	2686	680	1322	.514	17	59	.288	345	410	.841	68	105	173	251	165-0	122	10	1722	21.3
Calvin Natt	79	74	2638	500	857	.583	2	17	.118	275	345	.797	166	310	476	179	218-3	69	22	1277	16.2
Mychal Thompson	79	74	2648	487	929	.524	0	2	.000	266	399	.667	235	453	688	308	237-2	84	108	1240	15.7
Kenny Carr	82	57	2455	518	923	.561	0	5	.000	247	367	.673	208	434	642	157	274-3	68	33	1283	15.6
Darnell Valentine	68	60	1893	251	561	.447	0	3	.000	194	246	.789	49	78	127	395	179-1	107	6	696	10.2
Wayne Cooper	81	38	1662	304	663	.459	0	7	.000	185	230	.804	176	300	476	76	247-2	26	106	793	9.8
Lafayette Lever	81	22	2010	313	701	.447	3	15	.200	159	214	.743	96	122	218	372	178-1	135	31	788	9.7
Clyde Drexler	82	3	1408	252	559	.451	1	4	.250	123	169	.728	112	123	235	153	209-2	107	29	628	7.7
Jeff Lamp	64	0	660	128	261	.490	2	13	.154	60	67	.896	23	40	63	51	67-0	22	4	318	5.0
Audie Norris	79	1	1157	124	245	.504	0	0	.000	104	149	.698	82	175	257	76	231-2	30	34	352	4.5
Peter Verhoeven	43	0	327	50	100	.500	0	1	.000	17	25	.680	27	34	61	20	75-0	22	11	117	2.7
Eddie Jordan*	13	0	183	13	41	.317	0	3	.000	7	10	.700	3	10	13	39	32-0	21	0	33	2.5
Tom Piotrowski	18	0	78	12	26	.462	0	0	.000	6	6	1.000	6	10	16	5	22-0	1	3	30	1.7
Portland	82		19805	3632	7189	.505	25	129	.288	1988	2637	.754	1251	2194	3445	2082	2134-16	814	397	9277	113.1
Opponents	82		19805	3566	6943	.514	57	208	.274	1797	2366	.760	1059	2185	3244	2119	2184-23	649	440	8986	109.6

\* Did not complete season with Trail Blazers

	Date	Opponent	Score	Record	Home	Road	Scoring Leader	Rebounding Leader
1.	10/28	San Diego	107-93	W 1-0	1-0		21 Cooper	13 Cooper
2.	10/29	@ Golden State	95-97	L 1-1		0-1	27 Paxson	12 Carr
3.	11/1	@ San Antonio	126-124	W 2-1		1-1	26 Natt	10 M.Thompson
4.	11/2	@ Dallas	117-123	L 2-2		1-2	23 Paxson	10 M.Thompson,Natt
5.	11/4	New York	106-97	W 3-2	2-0		25 Paxson, Natt	9 M.Thompson
6.	11/6	Phoenix	122-96	W 4-2	3-0		20 Paxson	11 Cooper
7.	11/8	@ Houston	122-104	W 5-2		2-2	26 Natt	16 M.Thompson
8.	11/10	Cleveland	115-110	W 6-2	4-0		23 Paxson	8 M.Thompson
9.	11/12	@ Utah	122-136	L 6-3		2-3	33 Paxson	8 Carr
10.	11/13	Atlanta	135-105	W 7-3	5-0		24 Paxson	11 Cooper
11.	11/15	Utah	114-112	W 8-3	6-0		26 Cooper	12 Natt
12.	11/19	LA Lakers	110-117	L 8-4	6-1		21 Paxson	11 Cooper
13.	11/22	Denver	156-116	W 9-4	7-1		22 Lever	12 M.Thompson,Carr
14.	11/25	@ Seattle	100-90	W 10-4		3-3	18 Carr	9 Natt
15.	11/26	Seattle	122-94	W 11-4	8-1		20 Paxson	10 Natt
16.	11/28	@ Kansas City	104-113	L 11-5		3-4	28 M.Thompson	11 Carr
17.	11/30	@ Cleveland	105-112	L 11-6		3-5	24 Paxson	8 Carr
18.	12/2	@ Boston	106-115	L 11-7		3-6	18 Valentine	16 M.Thompson
19.	12/3	@ New Jersey	128-122 (ot)	W 12-7		4-6	28 Lever	11 Carr,Cooper
20.	12/6	San Antonio	130-118	W 13-7	9-1		26 Paxson	7 M.Thompson
21.	12/7	@ Utah	111-116	L 13-8		4-7	21 M.Thompson	15 Cooper
22.	12/9	Detroit	123-117	W 14-8	10-1		28 M.Thompson	14 M.Thompson
23.	12/11	Golden State	105-101	W 15-8	11-1		27 Paxson	17 Carr
24.	12/13	Seattle	102-89	W 16-8	12-1		18 Paxson,M.Thompson	11 Natt
25.	12/15	New Jersey	118-105	W 17-8	13-1		20 M.Thompson	9 Cooper
26.	12/16	@ Denver	119-115	W 18-8		5-7	22 Paxson,Natt	17 Cooper
27.	12/18	@ LA Lakers	115-122	L 18-9		5-8	22 M.Thompson,Carr	11 Carr
28.	12/21	@ Phoenix	112-116	W 19-9		6-8	31 Paxson	16 Carr
29.	12/23	Houston	97-84	W 20-9	14-1		24 Paxson	12 Carr,Norris
30.	12/25	LA Lakers	141-121	W 21-9	15-1		27 Paxson	11 M.Thompson
31.	12/27	@ Detroit	100-140	L 21-10		6-9	19 M.Thompson	12 Carr
32.	12/29	@ Chicago	99-100	L 21-11		6-10	18 Paxson,Cooper	11 Cooper
33.	12/30	@ Milwaukee	88-93	L 21-12		6-11	17 M.Thompson	8 Carr
34.	1/1	Philadelphia	103-115	L 21-13	15-2		19 M.Thompson	8 M.Thompson,Drexler
35.	1/3	Kansas City	123-104	W 22-13	16-2		39 Paxson	12 M.Thompson
36.	1/6	Denver	144-129	W 23-13	17-2		32 Paxson	16 M.Thompson
37.	1/8	@ Seattle	110-125	L 23-14		6-12	20 Paxson,M.Thompson	9 M.Thompson
38.	1/10	San Antonio	133-120	W 24-14	18-2		22 Cooper	7 Cooper
39.	1/12	@ Houston	120-117	W 25-14		7-12	28 Natt	11 Natt
40.	1/13	@ Dallas	110-113	L 25-15		7-13	24 Paxson	11 Carr
41.	1/16	@ San Antonio	111-126	L 25-16		7-14	23 Paxson	10 M.Thompson
42.	1/17	Dallas	121-114	W 26-16	19-2		31 Natt	8 Cooper
43.	1/19	@ Golden State	103-107	L 26-17		7-15	22 Paxson	11 Carr
44.	1/21	Kansas City	114-94	W 27-17	20-2		25 M.Thompson	13 M.Thompson
45.	1/24	@ San Diego	113-118	L 27-18		7-16	21 Carr	13 Carr
46.	1/31	@ LA Lakers	124-129	L 27-19		7-17	33 Natt	11 M.Thompson
47.	2/1	@ Phoenix	106-109	L 27-20		7-18	25 Natt	9 M.Thompson,Lever
48.	2/3	Milwaukee	116-110	W 28-20	21-2		32 Natt	8 Cooper
49.	2/5	Phoenix	97-82	W 29-20	22-2		22 Paxson	10 Carr
50.	2/7	Dallas	101-85	W 30-20	23-2		23 Carr	11 Carr
51.	2/8	@ San Diego	114-105	W 31-20		8-18	26 Carr	13 Carr
52.	2/10	Denver	123-117	W 32-20	24-2		22 Paxson	10 M.Thompson
53.	2/12	Utah	112-114	L 32-21	24-3		26 Paxson	11 Cooper
54.	2/17	Washington	87-96	L 32-22	24-4		17 Paxson	8 Natt
55.	2/19	Boston	101-107	L 32-23	24-5		24 Paxson	14 M.Thompson
56.	2/21	@ New York	106-89	W 33-23		9-18	20 Paxson	14 M.Thompson
57.	2/22	@ Washington	104-101	W 34-23		10-18	24 Carr	8 Natt
58.	2/24	@ Philadelphia	119-114	W 35-23		11-18	31 Natt	11 Natt
59.	2/26	@ Indiana	100-102	L 35-24		11-19	20 Natt	12 M.Thompson
60.	2/28	San Diego	117-99	W 36-24	25-5		26 Paxson	12 Carr
61.	3/1	San Antonio	121-98	W 37-24	26-5		20 Paxson,Lever	8 Carr,M.Thompson,Cooper
62.	3/3	Indiana	118-98	W 38-24	27-5		23 M.Thompson	13 Carr
63.	3/6	@ Kansas City	110-128	L 38-25		11-20	23 Carr	10 Carr,M.Thompson
64.	3/9	@ Atlanta	104-101	W 39-25		12-20	20 Carr,Natt	15 M.Thompson
65.	3/11	@ Denver	123-149	L 39-26		12-21	29 Natt	8 Carr,Natt,Norris
66.	3/13	@ Utah	119-124	L 39-27		12-22	21 Carr,M.Thompson	12 M.Thompson
67.	3/16	Chicago	155-156 (4ot)	L 39-28	27-6		41 Paxson	12 Natt
68.	3/17	Golden State	133-96	W 40-28	28-6		29 Paxson	7 Cooper,Drexler
69.	3/20	San Diego	106-105	W 41-28	29-6		27 Paxson	8 Natt
70.	3/23	Phoenix	124-98	W 42-28	30-6		25 Carr	14 M.Thompson
71.	3/24	@ Golden State	106-94	W 43-28		13-22	27 Paxson	12 M.Thompson
72.	3/27	Seattle	93-87	W 44-28	31-6		24 Paxson	13 Drexler
73.	3/29	Kansas City	120-113	W 45-28	32-6		21 Paxson	12 M.Thompson
74.	3/31	@ Houston	106-102	W 46-28		14-22	23 Carr	13 Carr
75.	4/3	@ Dallas	91-88	W 47-28		15-22	22 Paxson	10 Carr
76.	4/5	Houston	114-129	L 47-29	32-7		26 Paxson	6 Carr
77.	4/6	@ San Diego	112-121	L 47-30		15-23	32 Paxson	10 M.Thompson
78.	4/8	LA Lakers	113-119	L 47-31	32-8		25 Carr	8 Natt
79.	4/10	@ Phoenix	88-100	L 47-32		15-24	21 Carr	13 Carr
80.	4/11	@ LA Lakers	108-121	L 47-33		15-25	22 Paxson	9 Carr
81.	4/13	Golden State	102-101	W 48-33	33-8		27 Natt	9 Carr
82.	4/15	@ Seattle	103-108	L 48-34		15-26	30 Paxson	8 M.Thompson

See Playoff section for 1984 Playoff game-by-game scores



Left to right, first row: Bucky Buckwalter, Rick Adelman, Jack Ramsay, Larry Weinberg, Harry Glickman, Ron Culp, Bill Schonely. Second row: Darnell Valentine, Jerome Kersey, Clyde Drexler, Kiki Vandeweghe, Mychal Thompson, Sam Bowie, Tom Scheffler, Audie Norris, Kenny Carr, Bernard Thompson, Jim Paxson, Steve Colter.

**IN REVIEW** --- Biggest news of the 1984-85 season was the blockbuster trade that took place during the summer. To acquire Kiki Vandeweghe, the NBA's No. 3 scorer the previous season with a 29.4 ppg average, the Blazers sent to Denver Calvin Natt, Lafayette Lever and Wayne Cooper plus two draft choices. Despite the added firepower which boosted Portland to fourth in the league's scoring race with a 115.5 ppg average and give them a plus 3.4 ppg scoring advantage over their foes (fifth in the NBA), the Blazers finished the regular season 42-40, down six wins from the year before. Not being able to win consistently away from Memorial Coliseum haunted the Blazers. They were 12-29 on the road, their worst travel record since the 1979-80 campaign. Portland went into the playoffs for the eighth time in nine seasons with the west's No. 5 seed. And, for the second year in a row, the Blazers advanced to the conference semifinals, disposing of No. 4 Dallas in four games in the opening round. But their second round foe was the red-hot Los Angeles Lakers who won the series matchup in five games. The Lakers went on to capture the 1985 NBA title. Seven Blazers ended the season with double-digit scoring averages, led by Vandeweghe's 22.4 ppg and followed by Mychal Thompson (18.4), Jim Paxson (17.9) and Clyde Drexler (17.2).

**HONORS** --- Sam Bowie was named to the NBA All-Rookie team, the eighth Trail Blazer in franchise history to be so honored . . . Bowie blocked 203 shots in 76 games, a 2.67 bpg average, the third highest in the NBA and the second-most ever by a Portland player . . . Kiki Vandeweghe ranked second in the league in free throw shooting accuracy, making .896 of his attempts (369 of 412) . . . Clyde Drexler was eighth in steals with a 2.63 per game average.

**CHANGES** --- Rick Adelman was named an assistant coach . . . **KEY DRAFT PICKS:** Sam Bowie, Kentucky, and Bernard Thompson, Fresno State (1st round), Victor Fleming, Xavier, Steve Colter, New Mexico State, and Jerome Kersey, Longwood College (all 2nd) . . . **KEY ROSTER MOVES:** Traded Calvin Natt, Lafayette Lever, Wayne Cooper, a 1985 1st round draft choice and a 1984 2nd round pick to Denver for Kiki Vandeweghe.

**Overall record: 42-40 (tie, 9th in league, 5th in conference, 2nd in division)**

**Home record: 30-11 (tie, 6th in league) , Road record: 12-29 (tie, 13th in league)**

**Lost to LA Lakers in Western Conference Semifinals (4-1)---Overall Playoff record 4-5**


### 1984-85 PORTLAND TRAIL BLAZERS STATISTICS

	G	St	Min	FG	FGA	Pct.	3FG	3AT	Pct.	FT	FTA	Pct.	Off	Def	Reb	Ast.	PF-DQ	Stl	Blk	Pts	Avg.
Kiki Vandeweghe	72	67	2502	618	1158	.534	11	33	.333	369	412	.896	74	154	228	106	116-0	37	22	1616	22.4
Mychal Thompson	79	55	2616	572	1111	.515	0	0	.000	307	449	.684	211	407	618	205	216-0	78	104	1451	18.4
Jim Paxson	68	57	2253	508	988	.514	6	39	.154	196	248	.790	69	153	222	264	115-0	101	5	1218	17.9
Clyde Drexler	80	42	2555	573	1161	.494	8	37	.216	223	294	.759	217	259	476	441	265-3	177	68	1377	17.2
Darnell Valentine	75	59	2278	321	679	.473	0	2	.000	230	290	.793	54	165	219	522	189-1	143	5	872	11.6
Kenny Carr	48	28	1120	190	363	.523	0	3	.000	118	164	.720	90	233	323	56	141-0	25	17	498	10.4
Sam Bowie	76	61	2216	299	557	.537	0	0	.000	160	225	.711	207	449	656	215	278-9	55	203	758	10.0
Steve Colter	78	22	1462	216	477	.453	26	74	.351	98	130	.754	40	110	150	243	142-0	75	9	556	7.1
Jerome Kersey	77	0	958	178	372	.478	0	3	.000	117	181	.646	95	111	206	63	147-1	49	29	473	6.1
Audie Norris	78	14	1117	133	245	.543	0	3	.000	135	203	.665	90	160	250	47	221-7	42	33	401	5.1
Bernard Thompson	59	0	535	79	212	.373	0	8	.000	39	51	.765	37	39	76	52	79-0	31	10	197	3.3
Tom Scheffler	39	0	268	21	51	.412	0	0	.000	10	20	.500	18	58	76	11	48-0	8	11	52	1.3
<b>Portland</b>	<b>82</b>		<b>19880</b>	<b>3708</b>	<b>7374</b>	<b>.503</b>	<b>51</b>	<b>202</b>	<b>.252</b>	<b>2002</b>	<b>2667</b>	<b>.751</b>	<b>1202</b>	<b>2298</b>	<b>3500</b>	<b>2225</b>	<b>1957-21</b>	<b>821</b>	<b>516</b>	<b>9469</b>	<b>115.5</b>
<b>Opponents</b>	<b>82</b>		<b>19880</b>	<b>3697</b>	<b>7494</b>	<b>.493</b>	<b>59</b>	<b>232</b>	<b>.254</b>	<b>1737</b>	<b>2269</b>	<b>.766</b>	<b>1268</b>	<b>2336</b>	<b>3604</b>	<b>2235</b>	<b>2160-29</b>	<b>726</b>	<b>459</b>	<b>9190</b>	<b>112.1</b>

Date	Opponent	Score	Record	Home	Road	Scoring Leader	Rebounding Leader
1. 10/27	@ Kansas City	140-119	W 1-0		1-0	47 Vandeweghe	11 M. Thompson
2. 10/30	Seattle	115-83	W 2-0	1-0		22 Vandeweghe	8 M. Thompson
3. 11/1	@ Phoenix	130-139 (3ot)	L 2-1		1-1	28 Paxson	10 Drexler, Carr
4. 11/3	@ LA Clippers	131-112	W 3-1		2-1	31 Vandew., M. Thomp.	12 Bowie
5. 11/4	@ LA Lakers	116-124	L 3-2		2-2	23 Drexler	8 Drexler, M. Thompson
6. 11/6	Phoenix	116-99	W 4-2	2-0		29 Vandeweghe	9 Bowie
7. 11/8	@ Denver	125-128	L 4-3		2-3	32 M. Thompson	15 M. Thompson
8. 11/9	LA Lakers	126-130	L 4-4	2-1		28 M. Thompson	7 M. Thompson
9. 11/11	Golden State	109-97	W 5-4	3-1		30 Paxson	12 Bowie
10. 11/13	Dallas	94-101	L 5-5	3-2		25 Paxson, M. Thompson	10 M. Thompson
11. 11/15	Utah	129-120	W 6-5	4-2		30 Vandeweghe	12 Norris
12. 11/16	@ Seattle	89-91	L 6-6		2-4	23 M. Thompson	11 M. Thompson
13. 11/18	LA Clippers	113-105	W 7-6	5-2		31 M. Thompson	12 M. Thompson
14. 11/20	New Jersey	117-107 (ot)	W 8-6	6-2		28 Vandeweghe	14 Norris
15. 11/24	Chicago	141-131	W 9-6	7-2		31 Paxson	8 Carr
16. 11/27	@ Cleveland	115-106	W 10-6		3-4	22 Vandeweghe, Carr	12 Bowie
17. 11/28	@ Detroit	113-120	L 10-7		3-5	29 Vandeweghe	6 Carr, M. Thompson
18. 11/30	@ Philadelphia	116-126	L 10-8		3-6	26 Drexler	8 M. Thompson
19. 12/1	@ New York	115-93	W 11-8		4-6	25 Drexler	12 Drexler
20. 12/4	Phoenix	112-104	W 12-8	8-2		23 Vandeweghe	16 Carr
21. 12/6	San Antonio	113-96	W 13-8	9-2		28 M. Thompson	13 Carr
22. 12/8	Houston	120-127	L 13-9	9-3		30 Vandeweghe	13 M. Thompson
23. 12/11	@ Denver	122-123	L 13-10		4-7	28 Vandew., M. Thomp.	12 Bowie
24. 12/13	@ LA Clippers	100-106	L 13-11		4-8	26 Vandeweghe	9 M. Thompson, Carr
25. 12/14	@ Golden State	92-105	L 13-12		4-9	20 Vandeweghe	11 Carr
26. 12/18	@ Seattle	99-109	L 13-13		4-10	22 M. Thompson	9 M. Thompson
27. 12/20	Kansas City	113-118	L 13-14	9-4		24 Paxson	13 Bowie
28. 12/22	@ Phoenix	108-110	L 13-15		4-11	28 Drexler	11 Bowie
29. 12/25	Golden State	106-97	W 14-15	10-4		26 Drexler	14 Bowie
30. 12/27	@ San Antonio	120-141	L 14-16		4-12	22 M. Thompson	7 Bowie, M. Thompson
31. 12/29	@ Houston	92-108	L 14-17		4-13	19 M. Thompson	11 M. Thompson
32. 1/1	Philadelphia	106-111	L 14-18	10-5		27 Vandeweghe	11 Bowie
33. 1/3	Seattle	123-89	W 15-18	11-5		30 Vandeweghe	9 Bowie
34. 1/4	@ LA Lakers	95-120	L 15-19		4-14	19 Drexler	10 Bowie
35. 1/6	Indiana	118-101	W 16-19	12-5		26 Vandeweghe	11 M. Thompson
36. 1/8	Dallas	102-108	L 16-20	12-6		29 Paxson	8 Bowie
37. 1/11	@ San Antonio	123-103	W 17-20		5-14	25 Vandeweghe	10 M. Thompson
38. 1/13	@ Dallas	101-124	L 17-21		5-15	24 M. Thompson	13 M. Thompson
39. 1/15	Houston	121-117	W 18-21	13-6		40 Paxson	8 M. Thompson
40. 1/18	@ Utah	122-127	L 18-22		5-16	29 Vandeweghe	10 M. Thompson
41. 1/19	Denver	120-123	L 18-23	13-7		27 Vandeweghe	11 Bowie
42. 1/22	@ Chicago	115-123	L 18-24		5-17	25 M. Thompson	10 Bowie
43. 1/23	@ Indiana	136-104	W 19-24		6-17	28 Paxson	12 M. Thompson
44. 1/27	@ Boston	127-128	L 19-25		6-18	24 Paxson	7 Bowie
45. 1/29	LA Lakers	106-122	L 19-26	13-8		24 M. Thompson	13 Bowie
46. 1/31	@ Golden State	129-109	W 20-26		7-18	32 Vandeweghe	8 M. Thompson
47. 2/1	San Antonio	93-104	L 20-27	13-9		19 Bowie	10 M. Thompson, Bowie
48. 2/2	Milwaukee	95-105	L 20-28	13-10		26 M. Thompson	15 Bowie
49. 2/5	Utah	126-106	W 21-28	14-10		21 M. Thompson	10 Bowie
50. 2/7	New York	133-122	W 22-28	15-10		27 Vandeweghe	12 Bowie
51. 2/12	Boston	111-103	W 23-28	16-10		23 Valentine	13 Bowie
52. 2/15	Washington	93-89	W 24-28	17-10		21 M. Thompson	20 Bowie
53. 2/17	Kansas City	115-96	W 25-28	18-10		26 M. Thompson	9 Bowie
54. 2/19	@ Kansas City	96-116	L 25-29		7-19	20 Drexler	10 M. Thompson
55. 2/20	@ Dallas	98-104	L 25-30		7-20	19 Drexler	7 M. Thompson, Pax., Kersey
56. 2/22	@ Houston	103-117	L 25-31		7-21	26 Bowie	11 Bowie
57. 2/24	@ San Antonio	137-121	W 26-31		8-21	37 Drexler	10 Drexler
58. 2/26	LA Clippers	110-99	W 27-31	19-10		33 M. Thompson	9 M. Thompson
59. 2/28	@ Golden State	120-124	L 27-32		8-22	31 Paxson	11 Drexler
60. 3/1	Cleveland	103-111	L 27-33	19-11		10 Drexler	14 Bowie
61. 3/3	Utah	121-93	W 28-33	20-11		25 Colter	12 Drexler
62. 3/5	@ Atlanta	100-91	W 29-33		9-22	28 Vandeweghe	11 Drexler
63. 3/6	@ Washington	121-127 (2ot)	L 29-34		9-23	35 Colter	11 Carr
64. 3/8	@ New Jersey	128-110	W 30-34		10-23	35 Vandeweghe	12 M. Thompson
65. 3/10	@ Milwaukee	94-110	L 30-35		10-24	20 Bowie	15 Bowie
66. 3/12	@ Kansas City	114-120	L 30-36		10-25	30 Carr	10 Bowie
67. 3/15	Golden State	126-101	W 31-36	21-11		30 Vandeweghe	13 Bowie
68. 3/17	Atlanta	114-101	W 32-36	22-11		35 Vandeweghe	8 M. Thompson
69. 3/19	Detroit	143-123	W 33-36	23-11		30 M. Thompson	11 M. Thompson
70. 3/21	@ Phoenix	104-114	L 33-37		10-26	26 Drexler	12 Drexler
71. 3/23	LA Clippers	126-123	W 34-37	24-11		26 Vandeweghe	8 Bowie
72. 3/25	@ LA Clippers	120-99	W 35-37		11-26	27 Vandeweghe	8 Carr
73. 3/26	LA Lakers	116-113 (ot)	W 36-37	25-11		21 Vandeweghe	9 M. Thompson
74. 3/29	@ Seattle	125-99	W 37-37		12-26	24 Vandeweghe	15 M. Thompson
75. 3/30	@ Denver	117-129	L 37-38		12-27	23 M. Thompson	9 M. Thompson
76. 4/2	Houston	127-113	W 38-38	26-11		30 Drexler	13 Carr
77. 4/5	Seattle	145-120	W 39-38	27-11		20 Paxson	13 Bowie
78. 4/7	@ LA Lakers	133-135 (ot)	L 39-39		12-28	24 Vandeweghe	20 Bowie
79. 4/9	Phoenix	116-100	W 40-39	28-11		27 Vandeweghe	14 Bowie
80. 4/11	@ Utah	107-145	L 40-40		12-29	19 Kersey	8 Carr, Drexler
81. 4/12	Dallas	131-111	W 41-40	29-11		38 Vandeweghe	11 Bowie
82. 4/14	Denver	117-112	W 42-40	30-11		35 Drexler	11 Carr

See Playoff section for 1985 Playoff game-by-game scores





Left to right, first row: Harley Frankel, Harry Glickman, Larry Weinberg, Jack Ramsay, Rick Adelman. Second row: Bill Schonely, Steve Colter, Jim Paxson, Clyde Drexler, Terry Porter, Ron Culp, Roger Sabrowski. Third row: Kenny Carr, Kiki Vandeweghe, Ken Johnson, Sam Bowie, Caldwell Jones, Mychal Thompson, Jerome Kersey.

**IN REVIEW** --- For only the second time in the decade-long tenure of Coach Jack Ramsay, the Trail Blazers failed to win more games than they lost, finishing at 40-42. Still, they made it into post-season play for the ninth time in ten seasons. But Portland couldn't get past the first round in the playoffs, being eliminated by Denver in four games. Offensively, the Blazers were among the tops in the league, averaging 115.1 ppg, behind only Los Angeles and Dallas. But they were near the bottom defensively giving up an average of 114.0 points per contest. From all appearances in late January, the Blazers were enroute to another solid season. They were nine games above .500 on January 25 (28-19) after beating the Kings in Sacramento following a double-OT win over Seattle two nights earlier. Then, things went downhill---fast. They lost 15 of their next 16 games including a string of 12 setbacks in a row, the second longest run without a victory in the franchise's 16 seasons. They won only 12 of their final 35 games and were just 10-8 at home in that stretch. Loss of center Sam Bowie, who missed 44 games including the last 41, had a significant impact. As a rookie the season before, Bowie led the team in rebounding and had established himself as one of the league's top shot-blockers. He underwent season-ending surgery on his leg on February 16.

**HONORS** --- Clyde Drexler was selected to play in the NBA All-Star Game; he scored 10 points and had four assists and four rebounds in 15 minutes . . . Kiki Vandeweghe ranked 6th in the league in scoring (24.8 ppg) . . . Jim Paxson was fourth in FT percentage (.889) and Vandeweghe eighth (.869) . . . Drexler ranked third in steals (2.63 spg) and 10th in assists (8.0 apg).

**KEY DRAFT PICKS:** Terry Porter, Wisconsin-Stevens Point (1st round), Mike Smrek, Canisius (2nd), Perry Young, Virginia Tech (3rd) . . . **KEY ROSTER MOVES:** Traded Bernard Thompson to Phoenix for a 1987 2nd round draft choice; Traded Mike Smrek's draft rights to Chicago for rights to Ben Coleman and Ken Johnson; Traded Darnell Valentine and a 1988 2nd round pick to the LA Clippers for a 1986 1st round pick (used to select Arvydas Sabonis) and a 1988 2nd round pick. Signed veteran free agent Caldwell Jones, giving Chicago a 1987 2nd round pick as compensation

**Overall record: 40-42 (11th in league, 6th in conference, 2nd in division)**  
**Home record: 27-14 (tie, 8th in league) , Road record: 13-28 (tie, 11th in league)**  
**Lost to Denver in Western Conference First Round (3-1)**


1985-86 PORTLAND TRAIL BLAZERS STATISTICS

	G	St	Min	FG	FGA	Pct.	3FG	3AT	Pct.	FT	FTA	Pct.	Off	Def	Reb	Ast.	PF-DQ	Stl	Blk	Pts	Avg.
Kiki Vandeweghe	79	76	2791	719	1332	.540	1	8	.125	523	602	.869	92	124	216	187	161-0	54	17	1962	24.8
Clyde Drexler	75	58	2576	542	1142	.475	12	60	.200	293	381	.769	171	250	421	600	270-8	197	46	1389	18.5
Mychal Thompson	82	79	2569	503	1011	.498	0	0	.000	198	309	.641	181	427	608	176	267-5	76	35	1204	14.7
Jim Paxson	75	31	1931	372	792	.470	20	62	.323	217	244	.889	42	106	148	278	156-3	94	5	981	13.1
Sam Bowie	38	34	1132	167	345	.484	0	0	.000	114	161	.708	93	234	327	99	142-4	21	96	448	11.8
Kenny Carr	55	31	1557	232	466	.498	0	4	.000	149	217	.687	146	346	492	70	203-5	38	30	613	11.1
Darnell Valentine*	28	0	734	92	206	.447	1	3	.333	71	100	.710	20	52	72	139	78-0	49	1	256	9.1
Steve Colter	81	51	1868	272	597	.456	27	83	.325	135	164	.823	41	136	177	257	188-0	113	10	706	8.7
Jerome Kersey	79	2	1217	258	470	.549	0	6	.000	156	229	.681	137	156	293	83	208-2	85	32	672	8.5
Terry Porter	79	3	1214	212	447	.474	13	42	.310	125	155	.806	35	82	117	198	136-0	81	1	562	7.1
Caldwell Jones	80	19	1437	126	254	.496	0	7	.000	124	150	.827	105	250	355	74	244-2	38	61	376	4.7
Ken Johnson	64	0	815	113	214	.528	0	0	.000	37	85	.435	90	153	243	19	147-1	13	22	263	4.1
Brian Martin	5	0	14	2	5	.400	0	0	.000	0	2	.000	0	0	0	0	5-0	0	0	4	0.8
Portland	82	19855	3610	7281	9496	.74	275	.269	2142	2799	.765	1153	2316	3469	2180	2205-30	859	356	9436	115.1	
Opponents	82	19855	3637	7249	9502	.83	248	.335	1992	2638	.755	1179	2362	3541	2254	2262-46	760	426	9349	114.0	

See Playoff section for 1986 Playoff statistics \* Did not complete season with Blazers

	Date	Opponent	Score	Record	Home	Road	Scoring Leader	Rebounding Leader
1.	10/25	Phoenix	128-123 (ot)	W 1-0	1-0		31 Vandeweghe	11 Carr
2.	10/27	Golden State	116-99	W 2-0	2-0		25 Vandeweghe	13 Carr
3.	10/29	@ LA Clippers	113-119	L 2-1		0-1	23 Bowie	11 Bowie
4.	11/2	Utah	128-108	W 3-1	3-0		25 Vandeweghe	10 Bowie,Drexler,Carr
5.	11/3	New York	110-96	W 4-1	4-0		21 Vandeweghe	8 M.Thompson
6.	11/5	@ Houston	113-127	L 4-2		0-2	28 Vandeweghe	7 Bowie,Vandeweghe
7.	11/6	@ Dallas	111-109	W 5-2		1-2	28 Drexler	10 Bowie,M.Thompson
8.	11/8	Seattle	92-88	W 6-2	5-0		28 Vandeweghe	8 Bowie,M.Thompson
9.	11/10	Cleveland	110-107	W 7-2	6-0		24 Bowie	11 Carr
10.	11/12	Sacramento	126-115	W 8-2	7-0		26 Vandeweghe	11 Carr,Bowie
11.	11/14	@ LA Lakers	102-114	L 8-3		1-3	19 Drexler	8 Bowie
12.	11/15	@ Utah	118-133	L 8-4		1-4	20 Bowie	9 Drexler
13.	11/17	Milwaukee	104-117	L 8-5	7-1		30 Vandeweghe	17 Carr
14.	11/19	New Jersey	102-108	L 8-6	7-2		35 Vandeweghe	11 K.Johnson
15.	11/21	@ LA Clippers	112-108	W 9-6		2-4	23 Vandeweghe	13 M.Thompson
16.	11/23	LA Lakers	113-130	L 9-7	7-3		24 Porter	11 K.Johnson
17.	11/25	Houston	125-118	W 10-7	8-3		29 M.Thompson	13 M.Thompson
18.	11/27	@ Phoenix	110-93	W 11-7		3-4	32 Vandeweghe	13 Carr
19.	11/29	Chicago	122-107	W 12-7	9-3		23 Vandeweghe	13 M.Thompson
20.	12/1	San Antonio	106-117	L 12-8	9-4		21 M.Thompson	15 M.Thompson
21.	12/3	@ Washington	115-118	L 12-9		3-5	30 Vandeweghe	12 Carr
22.	12/4	@ Atlanta	98-109	L 12-10		3-6	20 Colter	8 Bowie
23.	12/6	@ Boston	121-103	W 13-10		4-6	22 Colter,Kersey	13 Bowie
24.	12/7	@ New Jersey	106-118	L 13-11		4-7	22 Bowie,Paxson	10 Bowie
25.	12/10	Golden State	94-92	W 14-11	10-4		24 Paxson	9 Drexler
26.	12/11	@ Utah	111-119	L 14-12		4-8	19 Drexler	9 M.Thompson
27.	12/13	@ Golden State	127-124 (ot)	W 15-12		5-8	33 Paxson	12 Bowie
28.	12/17	@ San Antonio	118-126	L 15-13		5-9	26 Drexler	11 Bowie
29.	12/19	@ Denver	118-123	L 15-14		5-10	22 Vandeweghe	12 Bowie
30.	12/21	@ Seattle	114-97	W 16-14		6-10	26 Vandeweghe	11 Bowie
31.	12/22	Denver	121-114	W 17-14	11-4		35 Vandeweghe	15 Bowie
32.	12/25	LA Clippers	121-107	W 18-14	12-4		26 Vandeweghe	11 Bowie,M.Thompson
33.	12/27	@ Dallas	142-133 (ot)	W 19-14		7-10	30 Vandeweghe	15 Bowie
34.	12/28	@ Houston	108-118	L 19-15		7-11	24 Vandeweghe	8 K.Johnson
35.	12/30	San Antonio	125-110	W 20-15	13-4		30 M.Thompson	15 Drexler
36.	1/1	Philadelphia	119-121 (ot)	L 20-16	13-5		30 Vandeweghe	9 K.Johnson
37.	1/3	Phoenix	133-104	W 21-16	14-5		30 Vandeweghe	12 M.Thompson
38.	1/5	Golden State	136-120	W 22-16	15-5		26 Vandeweghe	12 Bowie
39.	1/8	@ LA Lakers	121-125	L 22-17		7-12	21 Vandeweghe	9 Drexler
40.	1/10	@ Milwaukee	89-95	L 22-18		7-13	26 Drexler	12 M.Thompson
41.	1/11	@ New York	109-106	W 23-18		8-13	27 Vandeweghe	12 M.Thompson,Ca.Jones
42.	1/14	@ Cleveland	120-108	W 24-18		9-13	28 Vandeweghe	10 M.Thompson
43.	1/15	@ Indiana	109-104	W 25-18		10-13	31 Vandeweghe	10 Ca.Jones
44.	1/18	Phoenix	112-87	W 26-18	16-5		26 Vandeweghe	12 K.Johnson
45.	1/19	San Antonio	105-116	L 26-19	16-6		25 M.Thompson	9 M.Thompson,Ca.Jones
46.	1/23	Seattle	117-107 (2ot)	W 27-19	17-6		31 Vandeweghe	13 Ca.Jones
47.	1/25	@ Sacramento	129-125	W 28-19		11-13	33 Vandeweghe	12 Ca.Jones
48.	1/26	Sacramento	116-121	L 28-20	17-7		29 Vandeweghe	9 Ca.Jones
49.	1/28	@ Phoenix	130-136	L 28-21		11-14	35 Vandeweghe	6 K.Johnson
50.	1/30	LA Lakers	94-118	L 28-22	17-8		25 Vandeweghe	8 M.Thompson
51.	2/1	LA Clippers	156-121	W 29-22	18-8		36 Vandeweghe	8 M.Thompson
52.	2/4	@ Denver	118-119	L 29-23		11-15	33 Vandeweghe	7 Vandeweghe,Kersey
53.	2/6	Dallas	111-115	L 29-24	18-9		22 Vandeweghe	10 Carr
54.	2/11	Washington	116-124	L 29-25	18-10		20 M.Thompson	8 Carr,Bowie
55.	2/13	@ LA Clippers	113-118	L 29-26		11-16	23 Drexler	8 Carr,Bowie
56.	2/14	Boston	119-120 (ot)	L 29-27	18-11		38 Vandeweghe	12 Bowie
57.	2/16	Atlanta	101-110	L 29-28	18-12		21 Vandeweghe	10 M.Thompson,Kersey
58.	2/19	@ Philadelphia	133-153	L 29-29		11-17	28 Vandeweghe	7 M.Thompson
59.	2/21	@ Chicago	96-108	L 29-30		11-18	24 Vandeweghe	8 M.Thompson
60.	2/22	@ Detroit	106-113	L 29-31		11-19	23 Colter	11 Carr
61.	2/24	Denver	113-119	L 29-32	18-13		23 M.Thompson	11 Carr
62.	2/26	@ Phoenix	112-113	L 29-33		11-20	25 Drexler	11 M.Thompson
63.	2/22	@ Seattle	94-107	L 29-34		11-21	21 Vandeweghe	15 M.Thompson
64.	3/1	Houston	117-112	W 30-34	19-13		28 Vandeweghe	12 Drexler
65.	3/4	Indiana	102-99	W 31-34	20-13		30 Vandeweghe	13 Carr
66.	3/7	Dallas	125-114	W 32-34	21-13		34 Vandeweghe	12 Carr
67.	3/8	Utah	104-90	W 33-34	22-13		29 Vandeweghe	18 Carr
68.	3/13	@ Houston	118-126	L 33-35		11-22	26 Drexler	12 M.Thompson
69.	3/14	@ Dallas	118-129	L 33-36		11-23	41 Drexler	8 Carr,Drexler
70.	3/16	Detroit	119-109	W 34-36	23-13		35 Vandeweghe	16 Carr
71.	3/18	@ LA Lakers	122-128	L 34-37		11-24	27 Carr	9 Carr
72.	3/21	Seattle	115-108	W 35-37	24-13		36 Vandeweghe	18 Carr
73.	3/23	Sacramento	112-102	W 36-37	25-13		32 Drexler	14 Carr
74.	3/25	@ Sacramento	99-116	L 36-38		11-25	23 Vandeweghe	9 M.Thompson
75.	3/29	@ Golden State	129-130	L 36-39		11-26	33 Vandeweghe	13 Carr
76.	4/1	Denver	127-110	W 37-39	26-13		24 Vandeweghe	16 Carr
77.	4/2	@ Seattle	121-109	W 38-39		12-26	36 Vandeweghe	9 Carr
78.	4/4	@ Utah	103-114	L 38-40		12-27	34 Vandeweghe	14 Carr
79.	4/8	LA Lakers	114-120	L 38-41	26-14		22 Vandeweghe	14 M.Thompson
80.	4/10	LA Clippers	115-100	W 39-41	27-14		26 Drexler	11 Carr
81.	4/11	@ Golden State	131-130	W 40-41		13-27	28 Drexler	14 Carr
82.	4/13	@ San Antonio	118-123	L 40-42		13-28	28 Vandeweghe	9 M.Thompson

See Playoff section for 1986 Playoff game-by-game scores



Left to right, first row: Harley Frankel, Harry Glickman, Larry Weinberg, Mike Schuler, Rick Adelman, Jack Schalow, Bucky Buckwalter. Second row: Bill Schonely, Terry Porter, Jim Paxson, Clyde Drexler, Michael Holton, Ron Rowan, Ron Culp. Third row: Kiki Vandeweghe, Kenny Carr, Steve Johnson, Sam Bowie, Caldwell Jones, Kevin Duckworth, Fernando Martin, Joe Binion.

**IN REVIEW** --- The Trail Blazers unleashed the most potent offense in the league and won nine more games than the previous season, helping earn new head man Mike Schuler NBA Coach of the Year honors. Schuler, an assistant at Milwaukee, became Portland sixth head coach on May 28, replacing Jack Ramsay who had guided the Blazers to a 453-367 record and nine playoff appearances, including the 1977 NBA title. The 1986-87 Blazers averaged a league-best 117.9 points per contest, fueled by Kiki Vandeweghe and Clyde Drexler, who averaged 26.9 ppg and 21.7 ppg respectively. Vandeweghe's was the highest ever by a Trail Blazer. Six other players averaged in double numbers as Portland finished 49-33, the most wins since 1977-78. Center Sam Bowie was lost for the season after suffering a fractured right tibia in the fifth game.

**HONORS** --- Mike Schuler was named NBA Coach of the Year . . . Kiki Vandeweghe led the NBA in 3-point percentage (.481), was fifth in scoring (26.9 ppg), and seventh in FT percentage (.886) . . . Terry Porter was fifth in assists (8.9 apg) . . . Clyde Drexler was fifth and Porter tenth in steals (2.49 and 1.99 spg respectively) . . . Steve Johnson was 8th in FG percentage (.556).

**CHANGES** --- Mike Schuler became head coach, replacing Jack Ramsay; Jon Spoelstra was named senior vice president and general manager and Bucky Buckwalter vice president of basketball operations; Jack Schalow became an assistant coach . . . **KEY DRAFT PICKS:** Walter Berry, St. John's, and Arvydas Sabonis, Lithuania (1st round), Panagiotis Fasoulas, North Carolina State, (2nd), Drazen Petrovic, Croatia (3rd) . . . **KEY ROSTER MOVES:** Traded Steve Colter to Chicago for the draft rights to Larry Krystkowiak and two 2nd round draft picks; Traded Mychal Thompson and the rights to Krystkowiak to San Antonio for Steve Johnson; traded Walter Berry to San Antonio for Kevin Duckworth; Acquired Michael Holton from Chicago for a 2nd round draft choice and Chris Engler from Milwaukee for a 2nd round draft choice; Signed free agents Joe Binion, Fernando Martin and Ron Rowan.

**Overall record: 49-33 (7th in league, 3rd in conference, 2nd in division)**

**Home record: 34-7 (5th in league) , Road record: 15-26 (tie, 10th in league)**

**Lost to Houston in Western Conference First Round (3-1)**

## 1986-87 PORTLAND TRAIL BLAZERS STATISTICS

	G	St	Min	FG	FGA	Pct.	3FG	3AT	Pct.	FT	FTA	Pct.	Off	Def	Reb	Ast.	PF-DQ	Stl	Blk	Pts	Avg.
Kiki Vandeweghe	79	79	3029	808	1545	.523	39	81	.481	467	527	.886	86	165	251	220	137-0	52	17	2122	26.9
Clyde Drexler	82	82	3114	707	1408	.502	11	47	.234	357	470	.760	227	291	518	566	281-7	204	71	1782	21.7
Steve Johnson	79	74	2345	494	889	.556	0	0	.000	342	490	.698	194	372	566	155	340-16	49	76	1330	16.8
Sam Bowie	5	5	163	30	66	.455	0	0	.000	20	30	.667	14	19	33	9	19-0	1	10	80	16.0
Terry Porter	80	80	2714	376	770	.488	13	60	.217	280	334	.838	70	267	337	715	192-0	159	9	1045	13.1
Jerome Kersey	82	2	2088	373	733	.509	1	23	.043	262	364	.720	201	295	496	194	328-5	122	77	1009	12.3
Jim Paxson	72	1	1798	337	733	.460	26	98	.265	174	216	.806	41	98	139	237	134-0	76	12	874	12.1
Kenny Carr	49	43	1443	201	399	.504	0	2	.000	126	169	.746	131	368	499	83	159-1	29	13	528	10.8
Kevin Duckworth	51	0	753	112	228	.491	0	1	.000	83	120	.692	63	129	192	23	165-3	16	18	307	6.0
Caldwell Jones	78	37	1578	111	224	.496	0	2	.000	97	124	.782	114	341	455	64	227-5	23	77	319	4.1
Michael Holton	58	1	479	70	171	.409	7	23	.304	44	55	.800	9	29	38	73	51-0	16	2	191	3.3
Perry Young	4	0	52	4	17	.235	0	0	.000	0	0	.000	3	4	7	7	11-0	4	1	8	2.0
Walter Berry*	7	0	19	6	8	.750	0	0	.000	1	11	.000	4	3	7	1	8-0	2	0	13	1.9
Ron Rowan	7	0	16	4	9	.444	1	11	.000	3	4	.750	1	0	1	1	1-0	4	0	12	1.7
Chris Engler*	7	0	17	4	8	.500	0	0	.000	3	31	.000	6	2	8	1	0-0	1	1	11	1.6
Joe Binion	11	0	51	4	10	.400	0	0	.000	6	10	.600	8	10	18	1	5-0	2	2	14	1.3
Fernando Martin	24	0	146	9	31	.290	0	1	.000	4	11	.364	8	20	28	9	24-0	7	1	22	0.9
<b>Portland</b>	<b>82</b>	<b>19805</b>	<b>3650</b>	<b>7249</b>	<b>5504</b>	<b>.485</b>	<b>98</b>	<b>339</b>	<b>.289</b>	<b>2269</b>	<b>2928</b>	<b>.775</b>	<b>1180</b>	<b>2413</b>	<b>3593</b>	<b>2359</b>	<b>2082-37</b>	<b>767</b>	<b>387</b>	<b>9667</b>	<b>117.9</b>
<b>Opponents</b>	<b>82</b>	<b>19805</b>	<b>3649</b>	<b>7523</b>	<b>485</b>	<b>.485</b>	<b>116</b>	<b>421</b>	<b>.276</b>	<b>1996</b>	<b>2589</b>	<b>.771</b>	<b>1208</b>	<b>2279</b>	<b>3487</b>	<b>2189</b>	<b>2288-42</b>	<b>735</b>	<b>173</b>	<b>9410</b>	<b>1</b>

\* Did not complete season with Trail Blazers

	Date	Opponent	Score	Record	Home	Road	Scoring Leader	Rebounding Leader
1.	10/31	Seattle	110-127	L 0-1	0-1		36 Vandeweghe	10 Carr
2.	11/1	@ Utah	110-119	L 0-2		0-1	31 Bowie	12 Carr
3.	11/4	@ Phoenix	120-126	L 0-3		0-2	24 Porter	15 Carr
4.	11/5	@ Golden State	92-102	L 0-4		0-3	18 Drexler	16 Bowie
5.	11/7	Dallas	120-113 (ot)	W 1-4	1-1		36 Vandeweghe	12 Carr
6.	11/9	Philadelphia	119-125	L 1-5	1-2		31 Vandeweghe	9 Kersey
7.	11/11	Golden State	126-108	W 2-5	2-2		29 Vandeweghe	11 S.Johnson
8.	11/14	LA Clippers	119-109	W 3-5	3-2		30 Vandeweghe	20 Carr
9.	11/16	Utah	124-103	W 4-5	4-2		32 Vandeweghe	13 Carr
10.	11/18	@ Houston	115-111 (ot)	W 5-5		1-3	24 S.Johnson	15 Carr
11.	11/20	@ Denver	128-142	L 5-6		1-4	26 Vandeweghe	11 Drexler
12.	11/21	San Antonio	127-114	W 6-6	5-2		26 Vandeweghe,Drexler	10 Ca.Jones
13.	11/21	Indiana	108-95	W 7-6	6-2		23 Vandeweghe	12 Carr
14.	11/25	@ Washington	99-111	L 7-7		1-5	16 S.Johnson	8 Carr
15.	11/26	@ Cleveland	114-118	L 7-8		1-6	40 S.Johnson	10 Carr,S.Johnson
16.	11/28	@ Philadelphia	112-116	L 7-9		1-7	22 Vandeweghe	8 S.Johnson
17.	11/30	@ Indiana	118-101	W 8-9		2-7	30 Vandeweghe	12 S.Johnson
18.	12/2	LA Clippers	134-99	W 9-9	7-2		26 Drexler	11 Kersey
19.	12/4	@ Sacramento	106-102	W 10-9		3-7	31 Drexler	11 Carr
20.	12/7	New York	107-104 (ot)	W 11-9	8-2		26 Drexler	15 Carr
21.	12/9	@ San Antonio	120-104	W 12-9		4-7	40 Vandeweghe	12 S.Johnson
22.	12/10	@ Dallas	129-130	L 12-10		4-8	31 Vandeweghe	11 Carr
23.	12/12	@ LA Clippers	113-112	W 13-10		5-8	38 Vandeweghe	6 Carr,Ca.Jones
24.	12/14	Dallas	134-100	W 14-10	9-2		22 Drexler	21 Carr
25.	12/16	Seattle	126-118	W 15-10	10-2		27 Kersey	11 Carr
26.	12/18	@ LA Lakers	115-131	L 15-11		5-9	24 S.Johnson	10 S.Johnson,Kersey
27.	12/19	Houston	115-112	W 16-11	11-2		29 S.Johnson	13 S.Johnson
28.	12/21	Washington	128-101	W 17-11	12-2		29 Vandeweghe	13 Carr
29.	12/23	@ Golden State	111-112	L 17-12		5-10	26 Vandeweghe	10 Drexler
30.	12/28	@ Seattle	127-118	W 18-12		6-10	32 Vandeweghe	11 Carr
31.	12/30	Phoenix	120-105	W 19-12	13-2		34 Vandeweghe	10 Carr
32.	1/1	LA Lakers	104-140	L 19-13	13-3		21 Vandeweghe	13 Carr
33.	1/3	Denver	116-108	W 20-13	14-3		30 Vandeweghe	14 Carr
34.	1/4	Sacramento	128-111	W 21-13	15-3		26 Drexler	12 S.Johnson
35.	1/8	@ Chicago	117-121	L 21-14		6-11	35 Vandeweghe	13 S.Johnson
36.	1/9	@ New Jersey	127-120 (ot)	W 22-14		7-11	29 S.Johnson	18 Carr
37.	1/11	@ Milwaukee	103-91	W 23-14		8-11	32 Vandeweghe	18 Carr
38.	1/13	Utah	121-113	W 24-14	16-3		25 S.Johnson	19 Carr
39.	1/15	@ Sacramento	118-120	L 24-15		8-12	37 Vandeweghe	15 Carr
40.	1/18	Golden State	103-116	L 24-16	16-4		29 Vandeweghe	12 Kersey
41.	1/19	@ Denver	116-118	L 24-17		8-13	36 Drexler	16 Kersey
42.	1/23	Sacramento	109-89	W 25-17	17-4		20 Carr	16 Carr
43.	1/26	Denver	145-141 (ot)	W 26-17	18-4		35 Vandeweghe	10 Carr,S.Johnson
44.	1/27	@ LA Lakers	100-107	L 26-18		8-14	25 S.Johnson	9 S.Johnson
45.	1/29	@ Utah	114-120	L 26-19		8-15	33 Vandeweghe	11 Carr
46.	1/30	New Jersey	125-107	W 27-19	19-4		28 Vandeweghe	14 Ca.Jones
47.	2/1	Dallas	133-117	W 28-19	20-4		38 Vandeweghe	9 Ca.Jones,Kersey
48.	2/3	Phoenix	117-103	W 29-19	21-4		28 Vandeweghe	12 S.Johnson
49.	2/5	LA Lakers	105-104	W 30-19	22-4		23 Vandeweghe,S.Johnson	10 Porter
50.	2/10	@ Dallas	115-135	L 30-20		8-16	27 S.Johnson	12 Kersey
51.	2/13	Boston	116-131	L 30-21	22-5		25 S.Johnson	14 S.Johnson,Ca.Jones
52.	2/15	Atlanta	98-93	W 31-21	23-5		27 Vandeweghe	11 Ca.Jones
53.	2/16	@ LA Clippers	110-105	W 32-21		9-16	36 Drexler	11 Kersey
54.	2/19	@ Phoenix	124-108	W 33-21		10-16	35 Vandeweghe	15 S.Johnson
55.	2/22	Milwaukee	124-120	W 34-21	24-5		29 Drexler	10 Ca.Jones
56.	2/24	@ New York	122-109	W 35-21		11-16	34 Vandeweghe	12 Kersey
57.	2/25	@ Boston	116-122	L 35-22		11-17	34 S.Johnson	7 Kersey,Drexler
58.	2/27	@ Detroit	123-111	W 36-22		12-17	35 Vandeweghe	20 Ca.Jones
59.	2/28	@ Atlanta	102-123	L 36-23		12-18	19 Vandeweghe	11 Binion
60.	3/3	Cleveland	127-122	W 37-23	25-5		36 Drexler	12 Ca.Jones
61.	3/5	@ Seattle	122-127	L 37-24		12-19	48 Vandeweghe	11 Porter
62.	3/8	Houston	119-93	W 38-24	26-5		24 Drexler	10 S.Johnson
63.	3/12	@ LA Lakers	116-129	L 38-25		12-20	30 Drexler	11 Ca.Jones,Drexler
64.	3/15	Golden State	119-108	W 39-25	27-5		26 Vandeweghe	11 Ca.Jones
65.	3/17	@ LA Clippers	134-123	W 40-25		13-20	30 Vandeweghe	11 Ca.Jones
66.	3/19	@ Golden State	124-125	L 40-26		13-21	25 Vandeweghe,Drexler	11 S.Johnson
67.	3/20	Phoenix	134-105	W 41-26	28-5		32 Drexler	12 Duckworth
68.	3/22	Chicago	115-113	W 42-26	29-5		28 Vandeweghe	8 Ca.Jones,Kersey
69.	3/24	@ Sacramento	116-128	L 42-27		13-22	32 Drexler	10 S.Johnson
70.	3/26	@ Houston	104-119	L 42-28		13-23	23 Vandeweghe	8 Drexler
71.	3/29	@ San Antonio	135-113	W 43-28		14-23	31 Drexler	12 Ca.Jones
72.	3/31	Detroit	113-111	W 44-28	30-5		29 Drexler	9 S.Johnson
73.	4/3	LA Lakers	121-127	L 44-29	30-6		25 Drexler	10 Drexler
74.	4/4	@ Seattle	126-123	W 45-29		15-23	30 Drexler	9 S.Johnson,Porter
75.	4/6	Houston	108-114	L 45-30	30-7		28 Vandeweghe	7 Drexler,Kersey
76.	4/9	@ Phoenix	122-128	L 45-31		15-24	27 Vandeweghe	8 Carr
77.	4/10	Seattle	121-115	W 46-31	31-7		31 Vandeweghe	11 Drexler
78.	4/12	LA Clippers	113-100	W 47-31	32-7		29 Vandeweghe	13 Kersey
79.	4/14	@ Denver	114-142	L 47-32		15-25	29 Drexler	10 Duckworth
80.	4/15	@ San Antonio	112-123	L 47-33		15-26	24 Vandeweghe	9 Ca.Jones
81.	4/17	Utah	111-101	W 48-33	33-7		29 Drexler	14 Kersey
82.	4/19	San Antonio	144-134	W 49-33	34-7		28 Kersey	9 Kersey

See Playoff section for 1987 Playoff statistics



Left to right, first row: Harley Frankel, Harry Glickman, Larry Weinberg, Mike Schuler, Rick Adelman, Jack Schalow, Bucky Buckwalter. Second row: Bill Schonely, Jerry Sichting, Terry Porter, Clyde Drexler, Ronnie Murphy, Michael Holton, Mike Shimensky. Third row: Charles Jones, Maurice Lucas, Steve Johnson, Caldwell Jones, Sam Bowie, Kevin Duckworth, Richard Anderson, Jerome Kersey, Kiki Vandeweghe.

**IN REVIEW** --- The Trail Blazers rattled off two eight-game winning streaks during the season then captured 10 of their last 13 contests to post a 53-29 record for the year, second only to the 58-years earlier by the 1977-78 team. The 53 victories equaled the NBA's fifth highest total for the year. With last year's scoring leader Kiki Vandeweghe out of action a total of 44 games season back spasms, Clyde Drexler took over and averaged a franchise record 27.0 ppg. A three-time winner of Player of the Week honors, Clyde was fifth in the voting for the league MVP honors and was the first to get All-NBA recognition since teammate Jim Paxson did it in 1984. Kevin Duckworth, who took over the center position when Steve Johnson was slowed by tendinitis in his knees, was named the league's most improved player, raising his scoring average to 15.8 ppg from 5.4 as a rookie. He started the last 46 games and Portland was 31-15 during that run.

**HONORS** --- Clyde Drexler was named to the All-NBA 2nd team and played in the NBA All-Star Game, scoring 12 points and grabbing five rebounds in 15 minutes . . . Steve Johnson also was selected to play in the All-Star Game but did not participate because of an injury . . . Kevin Duckworth was named the NBA's Most Improved Player . . . Drexler was sixth in the league in scoring (27.0 ppg) and fifth in steals (2.51 spg) . . . Terry Porter was 4th in assists (10.1 apg) . . . Kiki Vandeweghe was 10th in FT percentage (.878).

**CHANGES:** Mike Shimensky was named the team's third trainer, replacing Ron Culp . . . **KEY DRAFT PICKS:** Ronnie Murphy, Jacksonville (1st round), Nikita Wilson, Louisiana State (2nd), Kevin Gamble, Iowa (3rd) . . . **KEY TRANSACTIONS:** Traded Jim Paxson to Boston for Jerry Sichting; Traded Kermit Washington to Golden State for a 3rd round draft pick; Acquired Maurice Lucas from Seattle for a 2nd round pick. Claimed Richard Anderson on waivers. Signed Charles Jones as a free agent.

**Overall record: 53-29 (tie, 5th in league; tie, 3rd in conference; 2nd in division)**

**Home record: 33-8 (tie, 5th in league) ; Road record: 20-21 (tie, 3rd in league);**

**Lost to Utah in Western Conference First Round (3-1)**

### 1987-88 PORTLAND TRAIL BLAZERS STATISTICS

	G	St	Min	FG	FGA	Pct.	3FG	3AT	Pct.	FT	FTA	Pct.	Off	Def	Reb	Ass.	PF-DQ	Stl	Blk	Pts	Avg.
Clyde Drexler	81	80	3060	849	1679	.506	11	52	.211	476	587	.811	261	272	533	467	250-2	203	52	2185	27.0
Kiki Vandeweghe	37	7	1038	283	557	.508	22	58	.379	159	181	.878	36	73	109	71	68-0	21	7	747	20.2
Jerome Kersey	79	75	2888	611	1225	.499	3	15	.200	291	396	.735	211	446	657	243	302-8	127	65	1516	19.2
Kevin Duckworth	78	50	2223	450	907	.496	0	0	.000	331	430	.770	224	352	576	66	280-5	31	32	1231	15.8
Steve Johnson	43	33	1050	258	488	.529	0	1	.000	146	249	.586	84	158	242	57	15-14	17	32	662	15.4
Terry Porter	82	82	2991	462	890	.519	24	69	.348	274	324	.846	65	313	378	831	204-1	150	16	1222	14.9
Richard Anderson	62	3	1297	160	413	.387	42	135	.311	54	72	.750	82	204	286	108	133-1	50	16	416	6.7
Maurice Lucas	73	0	1191	168	373	.450	0	3	.000	109	148	.736	101	214	315	94	188-0	33	10	445	6.1
Jim Paxson*	17	1	263	43	107	.402	3	8	.375	14	18	.778	8	10	18	27	29-0	7	1	103	6.1
Michael Holton	82	2	1279	163	353	.462	3	15	.200	107	129	.829	50	99	149	211	154-0	41	10	436	5.3
Caldwell Jones	79	77	1778	128	263	.487	0	4	.000	78	106	.736	105	303	408	81	251-0	29	99	334	4.2
Jerry Sichting	28	0	324	49	90	.544	8	14	.571	9	11	.818	4	11	15	33	30-0	7	0	115	4.1
Ronnie Murphy	18	0	89	14	49	.286	1	4	.250	7	11	.636	5	6	11	6	14-0	5	1	36	2.0
Charles Jones	37	0	186	16	40	.400	0	1	.000	19	33	.576	11	20	31	8	28-0	3	6	51	1.4
Nikita Wilson	15	0	54	7	23	.304	0	0	.000	5	6	.833	2	9	11	3	7-0	0	0	19	1.3
Kevin Gamble*	9	0	19	0	3	.000	0	1	.000	0	0	.000	2	1	3	1	2-0	0	0	0	0.0
Portland	82	19730	3661	7460	491	117	380	308	2079	2701	770	1251	2491	3742	2307	2091-21	726	347	9518	116.1	
Opponents	82	19730	3492	7341	476	141	462	305	2022	2632	768	1153	2400	3553	2154	2135-31	648	376	9147	111.5	

\* Did not complete season with Trail Blazers season

	Date	Opponent	Score	Record	Home	Road	Scoring Leader	Rebounding Leader
1.	11/6	Phoenix	118-104	W 1-0	1-0		32 Vandeweghe	7 S.Johnson
2.	11/7	@ LA Clippers	124-99	W 2-0		1-0	33 Vandeweghe	11 Ca.Jones,Duckworth
3.	11/10	Houston	111-118	L 2-1	1-1		28 Drexler	6 Ca.Jones,Kersey
4.	11/12	@ Denver	113-126	L 2-2		1-1	25 Drexler	12 S.Johnson
5.	11/14	@ Dallas	116-127	L 2-3		1-2	26 Vandeweghe	11 Ca.Jones
6.	11/17	@ LA Lakers	115-142	L 2-4		1-3	24 Vandeweghe	9 Kersey
7.	11/18	@ Seattle	114-120	L 2-5		1-4	41 Vandeweghe	8 Kersey,Vandeweghe,Porter
8.	11/20	Washington	120-101	W 3-5	2-1		32 Drexler	13 Kersey,Drexler
9.	11/22	Indiana	120-110	W 4-5	3-1		36 S.Johnson	12 S.Johnson
10.	11/24	Sacramento	98-94	W 5-5	4-1		32 Drexler	11 Kersey
11.	11/27	LA Clippers	97-87	W 6-5	5-1		27 Drexler	9 S.Johnson,Drexler
12.	11/29	New Jersey	125-104	W 7-5	6-1		28 Drexler,S.Johnson	12 S.Johnson
13.	12/1	Phoenix	102-100	W 8-5	7-1		35 Drexler	13 Kersey
14.	12/2	@ LA Lakers	117-104	W 9-5		2-4	32 Kersey	14 Kersey,Drexler
15.	12/5	@ Phoenix	133-115	W 10-5		3-4	34 Drexler	8 Kersey
16.	12/6	New York	117-99	W 11-5	8-1		27 Drexler	10 Lucas,Duckworth
17.	12/8	@ Detroit	117-127	L 11-6		3-5	30 S.Johnson	8 Drexler
18.	12/9	@ Philadelphia	86-94	L 11-7		3-6	24 Drexler	12 Duckworth
19.	12/11	@ Milwaukee	112-125	L 11-8		3-7	25 S.Johnson	8 Kersey,R.Anderson
20.	12/12	@ Indiana	108-101	W 12-8		4-7	28 Drexler	13 Kersey
21.	12/15	Seattle	128-109	W 13-8	9-1		24 Kersey	12 Kersey
22.	12/18	@ Phoenix	129-114	W 14-8		5-7	30 Drexler	8 Drexler,Ca.Jones
23.	12/20	San Antonio	148-126	W 15-8	10-1		40 Drexler	12 R.Anderson
24.	12/22	Golden State	136-91	W 16-8	11-1		27 S.Johnson	11 Lucas
25.	12/26	@ Cleveland	117-120	L 16-9		5-8	29 S.Johnson	10 Porter
26.	12/29	@ New York	110-123	L 16-10		5-9	29 Kersey	12 Kersey
27.	12/30	@ Washington	117-112	W 17-10		6-9	30 Kersey	11 Duckworth
28.	1/1	Philadelphia	127-125	W 18-10	12-1		37 Drexler	12 Drexler
29.	1/3	LA Lakers	81-98	L 18-11	12-2		24 Drexler	11 Lucas
30.	1/5	Seattle	126-114	W 19-11	13-2		31 Porter	8 Drexler,Kersey
31.	1/8	Sacramento	98-91	W 20-11	14-2		35 Drexler	10 Kersey
32.	1/13	@ Utah	104-116	L 20-12		6-10	22 S.Johnson	10 Duckworth
33.	1/14	@ Houston	98-103	L 20-13		6-11	25 Drexler	11 S.Johnson
34.	1/15	@ San Antonio	121-120	W 21-13		7-11	33 Drexler	10 S.Johnson,Drexler
35.	1/19	Dallas	116-120	L 21-14	14-3		27 Drexler	8 S.Johnson
36.	1/22	Denver	126-106	W 22-14	15-3		39 Drexler	13 Kersey
37.	1/24	Detroit	119-111	W 23-14	16-3		27 Drexler	15 Duckworth
38.	1/26	Milwaukee	112-106	W 24-14	17-3		25 Drexler,Kersey	13 Lucas
39.	1/27	@ Golden State	110-115	L 24-15		7-12	23 Kersey	12 Duckworth
40.	1/29	Phoenix	128-119	W 25-15	18-3		26 Duckworth	8 Ker.Drex.Ca.Jones,R.And.
41.	2/2	Atlanta	121-118	W 26-15	19-3		32 Drexler	17 Duckworth
42.	2/4	Utah	123-126	L 26-16	19-4		28 Duckworth	14 Duckworth
43.	2/9	Seattle	139-123	W 27-16	20-4		33 Vandeweghe	7 Kersey
44.	2/11	@ Sacramento	113-123	L 27-17		7-13	28 Drexler	7 Kersey,Duckworth
45.	2/12	Denver	120-105	W 28-17	21-4		34 Kersey	20 Kersey
46.	2/14	Houston	103-115	L 28-18	21-5		24 Kersey	13 Kersey
47.	2/15	@ Utah	94-112	L 28-19		7-14	31 Duckworth	10 Ca.Jones
48.	2/17	@ LA Clippers	110-96	W 29-19		8-14	41 Drexler	13 Duckworth
49.	2/19	Boston	104-124	L 29-20	21-6		32 Duckworth	9 Ca.Jones
50.	2/21	San Antonio	117-112	W 30-20	22-6		25 Kersey	12 Duckworth,Kersey
51.	2/23	@ New Jersey	114-102	W 31-20		9-14	29 Drexler	10 Kersey
52.	2/24	@ Boston	112-113	L 31-21		9-15	36 Drexler	9 Ca.Jones
53.	2/26	@ Chicago	104-96	W 32-21		10-15	42 Drexler	9 Kersey,Duckworth
54.	2/27	@ Atlanta	123-120	W 33-21		11-15	30 Duckworth	12 Lucas
55.	2/29	Cleveland	107-94	W 34-21	23-6		33 Kersey	13 Ca.Jones
56.	3/3	@ Phoenix	135-112	W 35-21		12-15	42 Drexler	13 Duckworth,Drexler
57.	3/5	Golden State	123-117	W 36-21	24-6		29 Drexler	14 Kersey
58.	3/8	@ Dallas	112-110	W 37-21		13-15	33 Kersey	15 Kersey
59.	3/10	@ Houston	112-109	W 38-21		14-15	33 Drexler	13 Duckworth
60.	3/13	LA Clippers	121-100	W 39-21	25-6		29 Duckworth	12 Duckworth
61.	3/15	LA Lakers	112-95	W 40-21	26-6		33 Porter	13 R.Anderson
62.	3/17	@ Denver	115-116 (ot)	L 40-22		14-16	29 Kersey	17 Kersey
63.	3/18	@ Golden State	121-116	W 41-22		15-16	40 Porter	9 Duckworth,Holton
64.	3/20	Dallas	105-99	W 42-22	27-6		21 Drexler	11 Drexler
65.	3/23	@ Seattle	108-118	L 42-23		15-17	26 Drexler	8 Duckworth
66.	3/25	@ Dallas	101-106	L 42-24		15-18	21 Drexler,Kersey	14 Drexler
67.	3/26	@ Houston	109-115	L 42-25		15-19	35 Drexler	12 Kersey
68.	3/29	@ San Antonio	136-113	W 43-25		16-19	29 Drexler	9 R.Anderson
69.	4/1	Chicago	101-116	L 43-26	27-7		32 Duckworth	12 Kersey
70.	4/3	San Antonio	110-107	W 44-26	28-7		24 Duckworth	12 Duckworth
71.	4/5	LA Clippers	141-119	W 45-26	29-7		25 Duckworth,Drexler	8 R.Anderson
72.	4/6	@ LA Clippers	111-103	W 46-26		17-19	24 Drexler	10 Duckworth
73.	4/8	@ Seattle	100-114	L 46-27		17-20	24 Duckworth	8 Duckworth
74.	4/9	LA Lakers	119-109	W 47-27	30-7		36 Drexler	13 Drexler
75.	4/12	@ LA Lakers	103-109	L 47-28		17-21	25 Drexler	11 Duckworth
76.	4/14	@ Utah	128-123	W 48-28		18-21	42 Drexler	10 Duckworth
77.	4/15	Golden State	147-113	W 49-28	31-7		36 Vandeweghe	13 Duckworth
78.	4/17	Sacramento	112-102	W 50-28	32-7		27 Drexler	14 Duckworth
79.	4/19	Utah	122-129	L 50-29	32-8		35 Drexler	7 Duckworth
80.	4/20	@ Golden State	131-117	W 51-29		19-21	29 Drexler	9 Kersey,Porter
81.	4/22	Denver	141-135 (ot)	W 52-29	33-8		35 Drexler	14 Ca.Jones
82.	4/23	@ Sacramento	124-110	W 53-29		20-21	33 Drexler	12 Ca.Jones

See Playoff section for 1988 Playoff game-by-game scores



Left to right, first row: Bucky Buckwalter, Bert Kolde, Harry Glickman, Rick Adelman, Jack Schalow, Maurice Lucas, John Wetzel. Second row: Bill Schonely, Clinton Wheeler, Jerry Sichting, Brooke Steppe, Adrian Branch, Danny Young, Terry Porter, Geoff Petrie, Mike Shimensky. Third row: Clyde Drexler, Mark Bryant, Richard Anderson, Caldwell Jones, Rolando Ferreira, Sam Bowie, Kevin Duckworth, Steve Johnson, Jerome Kersey.

**IN REVIEW** --- On February 18, the Trail Blazers were 25-22 but had lost eight of their last 13 and six of their last 10 at home. At this juncture, assistant coach Rick Adelman was promoted to interim coach, replacing Mike Schuler. Despite an unforgiving schedule (Portland played 16 of its first 24 games under Adelman's leadership on the road), and key injuries down the stretch, the Blazers downed Dallas to advance to the playoffs for the 12th time in 13 years. Clyde Drexler continued his involvement as one of the league's premier performers. He averaged a club-record 27.2 ppg, scored 20 or more points in all but 11 games and topped the 30-point mark 24 times, including a career-high 50 points January 6 versus Sacramento.

**HONORS** --- Clyde Drexler and Kevin Duckworth were selected to play in the NBA All-Star Game . . . Drexler had 14 points and a game-high 12 rebounds in 25 minutes . . . Duckworth tallied five points in seven minutes . . . Drexler finished fourth in NBA scoring (27.2 ppg), the highest finish ever by a Blazer . . . Drexler was fifth in steals (2.73 spg) and Terry Porter fourth in assists (9.5 apg).

**CHANGES** --- Paul Allen purchased the Trail Blazers from Larry Weinberg on May 31; Weinberg became chairman emeritus and Bert Kolde vice chairman; Harry Glickman was promoted to president; Assistant Coach Rick Adelman was named interim head coach on Feb. 18; Maurice Lucas retired as a player and was named an assistant coach . . . **KEY DRAFT PICKS:** Mark Bryant, (1st round), Rolando Ferreira, (2nd), Anthony Mason, and Craig Neal(3rd) . . . **KEY ROSTER MOVES:** Michael Holton went to Charlotte in the expansion draft; Kiki Vandeweghe was traded to New York for a 1989 1st round draft choice; Signed free agents Adrian Branch, Danny Young, Brook Steppe and Clinton Wheeler.

**Overall record: 39-43 (17th in league, 8th in conference, 5th in division)**

**Home record: 28-13 (tie, 17th in league) , Road record: 11-30 (tie, 15th in league)**

**Lost to LA Lakers in Western Conference First Round (3-0)**

## 1988-89 PORTLAND TRAIL BLAZERS STATISTICS

	G	St	Min	FG	FGA	Pct.	3FG	3AT	Pct.	FT	FTA	Pct.	Off	Def	Reb	Ast.	PF-DQ	Stl	Blk	Pts	Avg.
Clyde Drexler	78	78	3064	829	1672	.496	27	104	.260	438	548	.799	289	326	615	450	269-2	213	54	2123	27.2
Kevin Duckworth	79	79	2662	554	1161	.477	0	2	.000	324	428	.757	246	389	635	60	300-6	56	49	1432	18.1
Terry Porter	81	81	3102	540	1146	.471	79	219	.361	272	324	.840	85	282	367	770	187-1	146	8	1431	17.7
Jerome Kersey	76	76	2716	533	1137	.469	6	21	.286	258	372	.694	246	383	629	243	277-6	137	84	1330	17.5
Kiki Vandeweghe*	18	1	432	103	217	.475	16	38	.421	29	33	.879	11	24	35	34	40-0	7	4	251	13.9
Steve Johnson	72	0	1477	296	565	.524	0	0	.000	129	245	.527	135	223	358	105	254-3	20	44	721	10.0
Sam Bowie	20	0	412	69	153	.451	5	7	.714	28	49	.571	36	70	106	36	43-0	7	33	171	8.6
Adrian Branch	67	4	811	202	436	.463	7	31	.226	87	120	.725	63	69	132	60	99-0	45	3	498	7.4
Danny Young	48	2	952	115	250	.460	17	50	.340	50	64	.781	17	57	74	123	50-0	55	3	297	6.2
Richard Anderson	72	3	1082	145	348	.417	49	141	.348	32	38	.842	62	169	231	98	100-1	44	12	371	5.2
Mark Bryant	56	32	803	120	247	.486	0	0	.000	40	69	.580	65	114	179	33	144-3	20	7	280	5.0
Jerry Sichting	25	1	390	46	104	.442	3	12	.250	7	8	.875	9	20	29	59	17-0	15	0	102	4.1
Brook Steppe	27	2	244	33	78	.423	5	9	.556	32	37	.865	13	19	32	16	32-0	11	1	103	3.8
Caldwell Jones	72	40	1279	77	183	.421	0	1	.000	48	61	.787	88	212	300	59	166-0	24	85	202	2.8
Clinton Wheeler	20	0	211	21	45	.467	0	1	.000	7	10	.700	12	7	19	33	17-0	19	0	49	2.5
Craig Neal*	21	0	159	11	35	.314	2	9	.222	1	2	.500	3	8	11	32	24-0	9	0	25	1.2
Rolando Ferreira	12	0	34	1	18	.056	0	0	.000	7	8	.875	4	9	13	1	7-0	0	1	9	0.8
<b>Portland</b>	<b>82</b>	<b>19830</b>	<b>3695</b>	<b>7795</b>	<b>17474</b>	<b>.476</b>	<b>216</b>	<b>645</b>	<b>.335</b>	<b>1789</b>	<b>2416</b>	<b>.740</b>	<b>1384</b>	<b>2381</b>	<b>3765</b>	<b>2212</b>	<b>2026-22</b>	<b>828</b>	<b>388</b>	<b>9395</b>	<b>114.6</b>
<b>Opponents</b>	<b>82</b>	<b>19830</b>	<b>3572</b>	<b>7322</b>	<b>14888</b>	<b>.488</b>	<b>198</b>	<b>546</b>	<b>.363</b>	<b>1933</b>	<b>2504</b>	<b>.772</b>	<b>1151</b>	<b>2391</b>	<b>3542</b>	<b>2073</b>	<b>1960-17</b>	<b>738</b>	<b>358</b>	<b>9275</b>	<b>113.1</b>

\* Did not complete season with Trail Blazers

	Date	Opponent	Score	Record	Home	Road	Scoring Leader	Rebounding Leader
1.	11/4	Phoenix	120-105	W 1-0	1-0		29 Drexler	9 S.Johnson
2.	11/5	Sacramento	121-103	W 2-0	2-0		27 Drexler	8 Duckworth, Ca.Jones
3.	11/10	@ Denver	115-135	L 2-1		0-1	32 Drexler	9 Duckworth, Kersey
4.	11/12	@ Golden State	100-107	L 2-2		0-2	20 Drexler, Duckworth	9 Duckworth
5.	11/13	Denver	132-143	L 2-3	2-1		32 Drexler	8 Kersey
6.	11/15	LA Clippers	125-103	W 3-3	3-1		26 Drexler	13 Duckworth
7.	11/17	@ Utah	99-123	L 3-4		0-3	24 Drexler	9 Drexler
8.	11/18	@ LA Lakers	105-106	L 3-5		0-4	28 Drexler	10 Kersey
9.	11/20	New Jersey	117-106	W 4-5	4-1		29 Kersey	10 Kersey
10.	11/22	@ Seattle	125-104	W 5-5		1-4	27 Kersey, Duckworth	11 Duckworth
11.	11/25	Houston	111-94	W 6-5	5-1		27 Duckworth	10 Kersey
12.	11/27	Golden State	109-94	W 7-5	6-1		29 Drexler	7 Duckworth, Porter
13.	11/29	@ Milwaukee	114-119	L 7-6		1-5	30 Kersey	11 Duckworth
14.	11/30	@ Philadelphia	106-114	L 7-7		1-6	24 S.Johnson	12 Drexler
15.	12/2	@ Miami	105-102	W 8-7		2-6	36 Drexler	7 Duckworth
16.	12/3	@ Atlanta	97-115	L 8-8		2-7	23 Drexler	9 Drexler
17.	12/6	@ New Jersey	97-93	W 9-8		3-7	26 Duckworth	12 Duckworth
18.	12/7	@ Indiana	120-129	L 9-9		3-8	35 Drexler	12 Duckworth, Drexler
19.	12/9	Washington	93-90	W 10-9	7-1		24 Duckworth	18 Duckworth
20.	12/11	San Antonio	128-123 (ot)	W 11-9	8-1		41 Drexler	13 Kersey
21.	12/13	LA Clippers	113-92	W 12-9	9-1		18 Duckworth	10 Duckworth
22.	12/16	@ Phoenix	125-132	L 12-10		3-9	42 Drexler	13 Porter
23.	12/17	Phoenix	115-97	W 13-10	10-1		23 Porter	9 R.Anderson
24.	12/20	@ Denver	127-124	W 14-10		4-9	43 Drexler	10 R.Anderson
25.	12/22	@ Golden State	117-109	W 15-10		5-9	38 Drexler	8 Duckworth
26.	12/23	Golden State	111-107	W 16-10	11-1		35 Drexler	12 Drexler
27.	12/27	@ Sacramento	111-112	L 16-11		5-10	29 Duckworth	10 Duckworth, Porter
28.	1/3	Miami	119-95	W 17-11	12-1		21 Drexler	7 Duckworth, S.Johnson
29.	1/4	@ LA Lakers	120-133	L 17-12		5-11	33 Drexler	11 Drexler
30.	1/6	Sacramento	147-142 (2ot)	W 18-12	13-1		50 Drexler	11 Duckworth, Kersey
31.	1/7	@ Seattle	123-129	L 18-13		5-12	29 Duckworth	7 Duckworth
32.	1/10	Seattle	125-109	W 19-13	14-1		29 Drexler	9 Bryant, S.Johnson
33.	1/12	@ Houston	106-116	L 19-14		5-13	23 Duckworth, Kersey	12 Duckworth
34.	1/14	@ San Antonio	103-99	W 20-14		6-13	28 Porter	7 Ca.Jones
35.	1/15	@ Dallas	108-111	L 20-15		6-14	25 Drexler	8 Drexler
36.	1/17	Utah	110-111	L 20-16	14-2		23 Duckworth	11 Kersey
37.	1/22	New York	116-120	L 20-17	14-3		48 Drexler	11 Drexler
38.	1/24	Seattle	100-103	L 20-18	14-4		25 Drexler	10 Kersey
39.	1/26	Milwaukee	109-127	L 20-19	14-5		25 Kersey	10 Kersey
40.	1/28	Atlanta	110-94	W 21-19	15-5		31 Drexler	12 Drexler
41.	1/30	Charlotte	130-118	W 22-19	16-5		32 Drexler	9 Duckworth
42.	2/1	@ LA Clippers	108-107	W 23-19		7-14	28 Vandeweghe	9 Drexler, Ca.Jones
43.	2/3	@ LA Lakers	129-140	L 23-20		7-15	25 Duckworth	11 S.Johnson
44.	2/4	San Antonio	137-100	W 24-20	17-5		28 Branch	10 Kersey
45.	2/7	Dallas	134-125	W 25-20	18-5		33 Kersey	9 Kersey, Duckworth
46.	2/9	Houston	110-113	L 25-21	18-6		36 Drexler	7 Kersey, Drexler
47.	2/16	LA Lakers	101-110	L 25-22	18-7		26 Drexler	7 Kersey
48.	2/18	Seattle	115-116	L 25-23	18-8		27 Porter	6 R.Anderson
49.	2/20	@ Chicago	98-102	L 25-24		7-16	19 Bowie	15 Kersey
50.	2/22	@ Detroit	94-105	L 25-25		7-17	19 Bowie, Porter	12 Kersey
51.	2/24	@ Cleveland	91-128	L 25-26		7-18	18 Drexler, Kersey	11 Drexler
52.	2/26	@ Miami	124-102	W 26-26		8-18	26 Drexler	11 Drexler
53.	2/28	Phoenix	139-134	W 27-26	19-8		34 Porter	11 Drexler
54.	3/2	@ LA Clippers	119-113	W 28-26		9-18	31 Drexler	11 Duckworth
55.	3/3	Philadelphia	129-121	W 29-26	20-8		23 Drexler, Kersey	20 Kersey
56.	3/5	Indiana	118-121 (ot)	L 29-27	20-9		22 Drexler, Kersey	9 Duckworth
57.	3/7	@ San Antonio	116-103	W 30-27		10-18	25 Porter	13 Bowie
58.	3/8	@ Dallas	92-99	L 30-28		10-19	23 Drexler	9 Kersey
59.	3/12	Cleveland	110-123	L 30-29	20-10		20 Porter	9 Duckworth
60.	3/14	Golden State	139-110	W 31-29	21-10		29 Drexler	14 Duckworth
61.	3/15	@ Utah	95-102	L 31-30		10-20	31 Drexler	11 Drexler
62.	3/17	@ Phoenix	124-129	L 31-31		10-21	25 Duckworth	11 Kersey
63.	3/18	@ Houston	113-127	L 31-32		10-22	35 Drexler	9 Drexler, Duckworth
64.	3/20	Dallas	112-91	W 32-32	22-10		29 Drexler	16 Kersey
65.	3/21	@ Golden State	127-151	L 32-33		10-23	39 Drexler	7 Drexler, Duckworth, Branch
66.	3/24	Chicago	113-128	L 32-34	22-11		27 Drexler	5 Duckworth, Bowie, Bryant
67.	3/23	@ Sacramento	105-106	L 32-35		10-24	25 Porter	9 Drexler
68.	3/28	@ New York	124-128	L 32-36		10-25	29 Drexler	12 Duckworth, Kersey
69.	3/29	@ Boston	97-106	L 32-37		10-26	19 Kersey	8 Drexler
70.	3/31	@ Washington	105-107	L 32-38		10-27	25 Drexler	12 Duckworth
71.	4/1	@ Charlotte	125-121 (ot)	W 33-38		11-27	36 Drexler	13 Duckworth, Kersey
72.	4/4	Detroit	118-100	W 34-38	23-11		25 Drexler	13 Drexler
73.	4/6	@ LA Clippers	123-133	L 34-39		11-28	36 Drexler	11 Kersey
74.	4/7	Boston	113-100	W 35-39	24-11		28 Duckworth	9 Duckworth, Kersey
75.	4/9	Denver	120-114	W 36-39	25-11		27 Duckworth	16 Kersey
76.	4/11	LA Clippers	126-102	W 37-39	26-11		24 Drexler	10 Porter
77.	4/14	Miami	97-86	W 38-39	27-11		20 Drexler	15 Drexler
78.	4/15	Utah	95-99	L 38-40	27-12		24 Porter	12 Kersey
79.	4/18	@ Sacramento	118-120	L 38-41		11-29	34 Drexler	14 Kersey
80.	4/20	@ Seattle	118-124	L 38-42		11-30	30 Kersey	13 Drexler
81.	4/21	LA Lakers	114-121	L 38-43	28-12		43 Drexler	11 Drexler
82.	4/23	Sacramento	126-120 (ot)	W 39-43	28-13		40 Drexler	15 Kersey

See Playoff section for 1989 Playoff game-by-game scores





Left to right, first row: Bucky Buckwalter, Bert Kolde, Harry Glickman, Paul Allen, Rick Adelman, Jack Schalow, John Wetzel, Brad Greenberg. Second row: Mike Shimensky, Roger Sabrowski, Byron Irvin, Drazen Petrovic, Clyde Drexler, Jerome Kersey, Terry Porter, Danny Young, Dan Burke. Third row: Pat Lafferty, Steve Jones, Nate Johnston, Clifford Robinson, Kevin Duckworth, Wayne Cooper, Buck Williams, Mark Bryant, Geoff Petrie, Bill Schonely.

**IN REVIEW** --- Portland capped a stellar season by winning the Western Conference championship and taking on the defending champion Detroit Pistons in the NBA Finals. The Trail Blazers compiled the league's second best record, 59-23, including a 24-17 road mark. They gained momentum as the season progressed, winning 21 of their last 26 games, a run that included a 10-game winning streak and a sweep of a four-games-in-five-nights eastern road swing. After brushing aside Dallas in three games in the playoff's opening round, the Blazers battled to a semifinals win over San Antonio. That series featured two big homecourt overtime victories, including a 108-105 thriller in the seventh and deciding game. The Blazers captured their second Western Conference crown when they downed Phoenix in six games, with the series decider a 112-109 cliff-hanger on the Suns' floor. Portland appeared to be on its way to a second world title when it split the first two games with the defending champion Pistons in Detroit. But those hopes were dashed when they lost three straight at home, with the last two setbacks coming by three and two points respectively.

**HONORS** --- Clyde Drexler was selected on the All-NBA 3rd team and Buck Williams on the All-Defensive 1st team . . . Drexler represented Portland for the fourth time in five years at the NBA All-Star Game . . . Williams was eighth in the NBA in FG percentage (.548) and 10th in rebounding (9.8 rpg) . . . Drazen Petrovic was third in three-point shooting (.459) . . . Terry Porter finished sixth in free throw percentage (.892) and tied for seventh in assists (9.1 apg).

**CHANGES** --- Brad Greenberg was named director of player personnel and Geoff Petrie vice president for business operations . . . **KEY DRAFT PICKS:** Byron Irvin, Missouri (1st round), Clifford Robinson, Connecticut (2nd) . . . **KEY ROSTER MOVES:** Traded Sam Bowie and a 1989 1st round draft choice to New Jersey for Buck Williams; Renounced the draft rights to Anthony Mason (1988); Steve Johnson was selected by Minnesota in the expansion draft; Traded Richard Anderson to Charlotte for Robert Reid; Signed free agent Nate Johnston.

**Overall record: 59-23 (tie, 2nd in league, 2nd in conference, 2nd in division)**

**Home record: 35-6 (tie, 4th in league) , Road record: 24-17 (tie, 2nd in league)**

**Lost to Detroit in NBA Finals (4-1)---Overall Playoff record 12-9**

### 1989-90 PORTLAND TRAIL BLAZERS STATISTICS

	G	St	Min	FG	FGA	Pct.	3FG	3AT	Pct.	FT	FTA	Pct.	Off	Def	Reb	Ast.	PF-DQ	Stl	Blk	Pts	Avg.
Clyde Drexler	73	73	2683	670	1357	.494	30	106	.283	333	430	.774	208	299	507	432	222-1	145	51	1703	23.3
Terry Porter	80	80	2781	448	969	.462	89	238	.374	421	472	.892	59	213	272	726	150-0	151	4	1406	17.6
Kevin Duckworth	82	82	2462	548	1146	.478	0	0	.000	231	312	.740	184	325	509	91	271-2	36	34	1327	16.2
Jerome Kersey	82	82	2843	519	1085	.478	3	20	.150	269	390	.690	251	439	690	188	304-7	121	63	1310	16.0
Buck Williams	82	82	2801	413	754	.548	0	1	.000	288	406	.706	250	550	800	116	285-4	69	39	1114	13.6
Clifford Robinson	82	0	1565	298	751	.397	12	44	.273	138	251	.550	110	198	308	72	226-4	53	53	746	9.1
Drazen Petrovic	77	0	967	207	427	.485	34	74	.459	135	160	.844	50	61	111	116	134-0	23	2	583	7.6
Byron Irvin	50	2	488	96	203	.473	5	14	.357	61	91	.670	30	44	74	47	40-0	28	1	258	5.2
Danny Young	82	8	1393	138	328	.421	16	59	.271	91	112	.813	29	93	122	231	84-0	82	4	383	4.7
Wayne Cooper	79	0	1176	138	304	.454	0	3	.000	25	39	.641	118	221	339	44	211-2	18	95	301	3.8
Mark Bryant	58	0	562	70	153	.458	0	0	.000	28	50	.560	54	92	146	13	93-0	18	9	168	2.9
Robert Reid*	12	1	85	13	33	.394	1	3	.333	4	8	.500	1	7	8	8	17-0	2	2	31	2.6
Nate Johnston	15	0	74	14	37	.378	0	3	.000	7	11	.636	11	10	21	1	11-1	3	7	35	2.3
<b>Portland</b>	<b>82</b>		<b>19880</b>	<b>3572</b>	<b>7547</b>	<b>.473</b>	<b>190</b>	<b>565</b>	<b>.336</b>	<b>2031</b>	<b>2734</b>	<b>.743</b>	<b>1355</b>	<b>2552</b>	<b>3907</b>	<b>2085</b>	<b>2048-21</b>	<b>749</b>	<b>364</b>	<b>9365</b>	<b>114.2</b>
<b>Opponents</b>	<b>82</b>		<b>19880</b>	<b>3351</b>	<b>7227</b>	<b>.464</b>	<b>228</b>	<b>688</b>	<b>.331</b>	<b>1917</b>	<b>2500</b>	<b>.767</b>	<b>1055</b>	<b>2357</b>	<b>3412</b>	<b>2026</b>	<b>2086-19</b>	<b>667</b>	<b>432</b>	<b>8847</b>	<b>107.9</b>

\* Did not complete season with Trail Blazers

	Date	Opponent	Score	Record	Home	Road	Scoring Leader	Rebounding Leader
1.	11/3	Sacramento	114-96	W 1-0	1-0		22 Kersey	12 B.Williams
2.	11/5	Minnesota	93-83	W 2-0	2-0		21 Porter	10 Kersey
3.	11/7	@ Houston	86-109	L 2-1		0-1	20 Drexler	11 Duckworth
4.	11/8	@ San Antonio	108-104	W 3-1		1-1	22 Porter	13 Drexler
5.	11/10	@ Dallas	99-91	W 4-1		2-1	24 Duckworth	12 B.Williams
6.	11/12	Washington	95-104	L 4-2	2-1		21 B.Williams	12 B.Williams
7.	11/14	New York	118-117	W 5-2	3-1		22 C.Robinson	8 Duckworth
8.	11/15	@ Phoenix	107-109	L 5-3		2-2	22 Porter	11 Duckworth
9.	11/17	Phoenix	110-109	W 6-3	4-1		27 Drexler	14 B.Williams
10.	11/19	Seattle	119-109	W 7-3	5-1		20 Drexler, Porter	18 Kersey
11.	11/21	Chicago	121-110	W 8-3	6-1		24 Duckworth	7 B.Williams
12.	11/24	New Jersey	125-99	W 9-3	7-1		28 Drexler	9 B.Williams
13.	11/26	Detroit	102-82	W 10-3	8-1		27 Drexler	16 B.Williams
14.	11/28	LA Clippers	116-94	W 11-3	9-1		21 Drexler	11 B.Williams
15.	12/1	Golden State	123-110	W 12-3	10-1		25 Drexler	15 B.Williams
16.	12/2	@ Denver	113-146	L 12-4		2-3	24 Drexler	8 B.Williams
17.	12/4	@ Orlando	121-95	W 13-4	3-3		22 Kersey	14 B.Williams
18.	12/5	MIAMI	113-107	W 14-4	4-3		26 Drexler, Porter	10 B.Williams
19.	12/7	@ Charlotte	96-86	W 15-4	5-3		25 Drexler	17 B.Williams
20.	12/8	@ Atlanta	120-127	L 15-5	5-4		31 Drexler	10 Cooper
21.	12/10	@ Milwaukee	104-107	L 15-6		5-5	36 Drexler	15 Duckworth
22.	12/12	LA Clippers	99-92	W 16-6	11-1		22 Porter	13 B.Williams
23.	12/15	Golden State	111-116	L 16-7	11-2		28 Kersey	12 Kersey
24.	12/17	Indiana	121-113	W 17-7	12-2		26 Drexler	13 B.Williams
25.	12/19	Houston	119-100	W 18-7	13-2		19 Porter	10 Cooper
26.	12/21	@ Seattle	102-123	L 18-8		5-6	25 Drexler	10 Duckworth
27.	12/26	@ Phoenix	105-121	L 18-9		5-7	26 Drexler	12 Kersey
28.	12/28	@ Utah	109-113	L 18-10		5-8	24 Porter	8 Duckworth
29.	12/29	@ Dallas	144-140 (3ot)	W 19-10		6-8	32 Drexler	13 Duckworth
30.	1/2	Miami	119-95	W 20-10	14-2		25 Drexler	9 Kersey
31.	1/5	Utah	118-89	W 21-10	15-2		25 Drexler	15 Bryant
32.	1/6	@ Sacramento	124-121	W 22-10		7-8	25 Porter	8 Bryant
33.	1/8	Sacramento	108-96	W 23-10	16-2		26 Duckworth	10 Kersey
34.	1/11	@ Minnesota	82-80	W 24-10		8-8	18 Drexler	15 Kersey
35.	1/13	@ Detroit	106-111	L 24-11		8-9	17 Drexler	8 B.Williams, Duckworth
36.	1/14	@ New Jersey	99-90	W 25-11		9-9	36 Drexler	13 B.Williams, Drexler
37.	1/16	Denver	120-115	W 26-11	17-2		24 B.Williams	13 B.Williams
38.	1/21	Charlotte	115-100	W 27-11	18-2		26 Kersey	13 Kersey
39.	1/23	Milwaukee	119-90	W 28-11	19-2		19 Kersey, Porter	11 B.Williams
40.	1/26	San Antonio	109-103	W 29-11	20-2		19 Porter	12 B.Williams
41.	1/27	@ LA Clippers	118-115	W 30-11		10-9	27 Porter, Duckworth	11 Kersey
42.	1/30	Utah	122-98	W 31-11	21-2		25 Drexler	10 Drexler
43.	1/31	@ Golden State	130-135	L 31-12		10-10	38 Drexler	10 Kersey
44.	2/3	Dallas	131-100	W 32-12	22-2		24 B.Williams	11 B.Williams
45.	2/4	Phoenix	123-121	W 33-12	23-2		33 Drexler	18 Kersey
46.	2/6	LA Lakers	119-121 (ot)	L 33-13	23-3		32 Drexler	14 Kersey
47.	2/13	@ Seattle	110-106	W 34-13		11-10	31 Porter	16 B.Williams
48.	2/14	@ LA Lakers	132-128 (2ot)	W 35-13		12-10	26 Porter	15 Duckworth
49.	2/16	Boston	120-101	W 36-13	24-3		24 Kersey	13 Kersey
50.	2/18	Philadelphia	109-110	L 36-14	24-4		31 Porter	11 Kersey
51.	2/20	@ Charlotte	104-94	W 37-14		13-10	22 Porter, Petrovic	17 B.Williams
52.	2/21	@ Cleveland	109-121	L 37-15		13-11	20 Kersey, Duckworth	11 Kersey
53.	2/23	@ Chicago	102-113	L 37-16		13-12	20 Kersey	12 Duckworth
54.	2/25	@ Indiana	112-117	L 37-17		13-13	28 Porter	12 B.Williams
55.	2/27	Cleveland	118-105	W 38-17	25-4		21 Duckworth	10 Duckworth
56.	3/1	@ Utah	102-119	L 38-18		13-14	21 Duckworth, Kersey	14 Kersey
57.	3/3	Seattle	110-98	W 39-18	26-4		20 Drexler	12 B.Williams
58.	3/6	@ New York	112-100	W 40-18		14-14	28 Duckworth	11 Duckworth
59.	3/7	@ Boston	130-117	W 41-18		15-14	39 Drexler	11 Drexler
60.	3/9	@ New Jersey	104-100	W 42-18		16-14	25 Drexler	11 B.Williams
61.	3/10	@ Washington	116-113	W 43-18		17-14	31 Drexler	9 B.Williams, Kersey, Cooper
62.	3/13	Orlando	142-117	W 44-18	27-4		22 C.Robinson	13 Kersey
63.	3/15	@ Golden State	128-121	W 45-18		18-14	28 Porter	16 B.Williams
64.	3/16	Charlotte	124-109	W 46-18	28-4		24 Duckworth	9 B.Williams, Duckworth
65.	3/18	Houston	109-96	W 47-18	29-4		21 Drexler	10 B.Williams
66.	3/20	@ Houston	120-110	W 48-18		19-14	41 Drexler	16 Drexler
67.	3/22	@ San Antonio	106-107	L 48-19		19-15	26 Drexler	9 B.Williams
68.	3/24	@ Denver	140-126	W 49-19		20-15	28 Drexler	12 Kersey
69.	3/25	Minnesota	105-110	L 49-20	29-5		21 Drexler	10 Drexler
70.	3/27	LA Lakers	130-111	W 50-20	30-5		22 Duckworth	9 B.Williams
71.	3/29	Atlanta	112-106	W 51-20	31-5		18 B.Williams	12 B.Williams
72.	3/30	@ LA Lakers	106-135	L 51-21		20-16	21 Drexler	8 Kersey
73.	4/3	@ Seattle	134-136 (ot)	L 51-22		20-17	29 Drexler	16 B.Williams
74.	4/6	LA Clippers	106-99	W 52-22	32-5		35 Drexler	13 Drexler
75.	4/8	San Antonio	112-105	W 53-22	33-5		26 Drexler	12 Drexler
76.	4/10	@ Minnesota	106-94	W 54-22		21-17	26 Drexler	13 B.Williams
77.	4/13	Dallas	124-92	W 55-22	34-5		22 Drexler, Duckworth	11 Kersey
78.	4/14	Denver	127-136	L 55-23	34-6		22 Duckworth	12 B.Williams
79.	4/16	@ LA Clippers	93-85	W 56-23		22-17	23 Kersey	12 B.Williams
80.	4/18	@ Phoenix	128-120 (ot)	W 57-23		23-17	32 Drexler	13 Drexler
81.	4/21	@ Sacramento	118-110	W 58-23		24-17	24 Petrovic	13 Drexler
82.	4/22	LA Lakers	130-88	W 59-23	35-6		23 Kersey	10 Bryant

See Playoff section for 1990 Playoff game-by-game scores



Left to right, first row: Bert Kolde, Harry Glickman, Paul Allen, Rick Adelman, Jack Schalow, John Wetzel, Mike Shimensky, Marshall Glickman, Geoff Petrie, Bucky Buckwalter. Second row: Brad Greenburg, Keith Drum, Dan Burke, Danny Young, Walter Davis, Clyde Drexler, Jerome Kersey, Terry Porter, Danny Ainge, Dr. Bob Cook, Roger Sabrowski. Third row: Pat Lafferty, Steve Jones, Clifford Robinson, Kevin Duckworth, Wayne Cooper, Alaa Abdelnaby, Mark Bryant, Buck Williams, Mike Rice, Bill Schonely.

**IN REVIEW** --- The Trail Blazers picked up where they left off the previous season when they were in the NBA Finals and captured world-wide basketball attention. They posted the league's best record, 63-19, the most wins ever by the franchise. They opened by winning their first 11 games and 19 of their first 20. They took their first eight away from home, extending a road winning streak over two seasons to 12 which equaled the second longest in NBA history. By mid-February, they were 41-9 overall and 26-2 at home. And they continued their dominant league role by winning a club-record 16 straight before having that streak broken with a season-ending loss at Phoenix. Coach Rick Adelman's club was on track to bring Portland its second NBA Trophy. The Blazers defeated Seattle in the opening round of the playoffs then stopped Utah in five games to advance to the Western Conference title round for the second year in a row. But these hopes were dashed when Magic Johnson and the Los Angeles Lakers ousted them in six games.

**HONORS** --- Bucky Buckwalter, vice president of basketball operations, was named NBA Executive of the Year . . . Clyde Drexler was named All-NBA 2nd team . . . Buck Williams was selected on the All-Defensive 1st team . . . Rick Adelman was NBA Coach of the Month in November and April, head coach of the West in the All-Star Game, and was runner-up for Coach of the Year honors . . . For the first time, three Trail Blazers represented Portland in the All-Star Game---Clyde Drexler, Kevin Duckworth and Terry Porter . . . Williams led the NBA in FG percentage (.602) . . . Porter and Danny Ainge were fourth and sixth respectively in 3-point FG % (.415 and .406).

**CHANGES:** Geoff Petrie became senior vice president for operations . . . **KEY DRAFT PICKS:** Alaa Abdelnaby, Duke (1st round) . . . **KEY TRANSACTIONS:** Traded Byron Irvin, a 1991 1st round draft pick, a 1992 2nd round pick and cash to Sacramento for Danny Ainge; Acquired Walter Davis from Denver in exchange for New Jersey's 1992 1st round draft choice received in exchange for Drazen Petrovic in a three-way transaction.

**Overall record: 63-19 (1st in league)**

**Home record: 36-5 (tie, 1st in league), Road record: 27-14 (tie, 1st in league);**

**Lost to LA Lakers in Western Conference Finals (4-2) --- Overall Playoff record 9-7**

### 1990-91 PORTLAND TRAIL BLAZERS STATISTICS

	G	St	Min	FG	FGA	Pct.	3FG	3AT	Pct.	FT	FTA	Pct.	Off	Def	Reb	Ast.	PF-DQ	Stl	Blk	Pts	Avg.
Clyde Drexler	82	82	2852	645	1338	.482	61	191	.319	416	524	.794	212	334	546	493	226-2	144	60	1767	21.5
Terry Porter	81	81	2665	486	944	.515	130	313	.415	279	339	.823	52	230	282	649	151-2	158	12	1381	17.0
Kevin Duckworth	81	81	2511	521	1084	.481	0	2	.000	240	311	.772	177	354	531	89	251-5	33	34	1282	15.8
Jerome Kersey	73	72	2359	424	887	.478	4	13	.308	232	327	.709	169	312	481	227	251-4	101	76	1084	14.8
Clifford Robinson	82	81	1940	373	806	.463	6	19	.316	205	314	.653	123	226	349	151	263-2	78	76	957	11.7
Buck Williams	80	80	2582	358	595	.602	0	0	.000	217	308	.705	227	524	751	97	247-2	47	47	933	11.7
Danny Ainge	80	0	1710	337	714	.472	102	251	.406	114	138	.826	45	160	205	285	195-2	63	13	890	11.1
Walter Davis	32	1	439	87	195	.446	1	3	.333	21	23	.913	19	39	58	41	42-0	18	0	196	6.1
Mark Bryant	53	0	781	99	203	.488	0	1	.000	74	101	.733	65	125	190	27	120-0	15	27	512	5.1
Drazen Petrovic*	18	0	133	32	71	.451	1	6	.167	15	22	.682	10	8	18	20	21-0	6	0	80	4.4
Danny Young	75	1	897	103	271	.380	36	104	.346	41	45	.911	22	53	75	141	49-0	50	7	283	3.8
Alaa Abdelnaby	43	0	290	55	116	.474	0	0	.000	25	44	.568	27	62	89	12	39-0	4	12	135	3.1
Wayne Cooper	67	1	746	57	145	.393	0	1	.000	33	42	.786	54	134	188	22	120-0	7	61	147	2.2
<b>Portland</b>	<b>82</b>		<b>19905</b>	<b>3577</b>	<b>7369</b>	<b>.485</b>	<b>341</b>	<b>904</b>	<b>.377</b>	<b>1912</b>	<b>2538</b>	<b>.753</b>	<b>1202</b>	<b>2561</b>	<b>3763</b>	<b>2254</b>	<b>1975-19</b>	<b>724</b>	<b>410</b>	<b>9407</b>	<b>114.7</b>
<b>Opponents</b>	<b>82</b>		<b>19905</b>	<b>3320</b>	<b>7275</b>	<b>.456</b>	<b>236</b>	<b>730</b>	<b>.323</b>	<b>1819</b>	<b>2341</b>	<b>.777</b>	<b>1079</b>	<b>2354</b>	<b>3433</b>	<b>2048</b>	<b>2075-40</b>	<b>630</b>	<b>352</b>	<b>8695</b>	<b>106.0</b>

\* Did not complete season with Trail Blazers

	Date	Opponent	Score	Record	Home	Road	Scoring Leader	Rebounding Leader
1.	11/2	Houston	90-89	W 1-0	1-0		29 Drexler	14 Kersey
2.	11/3	@ Sacramento	95-93 (ot)	W 2-0		1-0	19 Porter	14 Duckworth
3.	11/6	@ LA Lakers	125-123 (ot)	W 3-0		2-0	27 Drexler	12 B.Williams
4.	11/9	Detroit	113-101	W 4-0	2-0		28 Porter	11 Kersey
5.	11/11	LA Clippers	138-107	W 5-0	3-0		23 Drexler	12 B.Williams
6.	11/13	Denver	155-129	W 6-0	4-0		39 Drexler	12 B.Williams
7.	11/15	New York	141-125	W 7-0	5-0		31 Drexler	10 Kersey
8.	11/17	@ Denver	143-112	W 8-0		3-0	31 Drexler	16 B.Williams
9.	11/18	Chicago	125-112	W 9-0	6-0		30 Drexler	8 Kersey
10.	11/23	Golden State	143-119	W 10-0	7-0		22 Porter	8 Kersey,Bryant,Cooper
11.	11/25	San Antonio	117-103	W 11-0	8-0		22 Duckworth	14 Drexler
12.	11/27	Phoenix	109-123	L 11-1	8-1		21 Duckworth,Kersey	12 B.Williams
13.	11/29	Minnesota	107-92	W 12-1	9-1		21 Drexler	11 B.Williams
14.	12/1	@ Seattle	130-124 (3ot)	W 13-1		4-0	38 Porter	10 Kersey
15.	12/2	Utah	101-97	W 14-1	10-1		23 B.Williams	11 B.Williams
16.	12/4	@ Miami	98-95	W 15-1		5-0	26 Porter	10 B.Williams
17.	12/5	@ Orlando	119-110	W 16-1		6-0	27 Drexler	12 Kersey
18.	12/7	@ Indiana	127-105	W 17-1		7-0	23 Drexler	9 Kersey
19.	12/8	@ Chicago	109-101	W 18-1		8-0	29 Drexler	10 Duckworth
20.	12/11	Indiana	122-96	W 19-1	11-1		21 Duckworth	8 B.Williams
21.	12/13	@ Sacramento	88-100	L 19-2		8-1	20 Drexler,Kersey	9 Duckworth
22.	12/14	Dallas	106-104	W 20-2	12-1		29 Drexler	12 B.Williams
23.	12/16	Orlando	126-107	W 21-2	13-1		31 Drexler	20 Williams
24.	12/18	Golden State	122-94	W 22-2	14-1		20 Drexler	9 Drexler
25.	12/20	@ Golden State	118-125	L 22-3		8-2	37 Drexler	16 B.Williams
26.	12/21	@ LA Clippers	117-107	W 23-3		9-2	24 Drexler	10 Duckworth
27.	12/23	Denver	132-101	W 24-3	15-1		23 Kersey	14 Kersey
28.	12/26	@ New York	108-92	W 25-3		10-2	27 Drexler	9 Drexler
29.	12/27	@ Charlotte	105-96	W 26-3		11-2	25 Drexler	17 B.Williams
30.	12/29	@ Cleveland	120-114	W 27-3		12-2	28 Drexler	11 B.Williams
31.	12/30	@ Milwaukee	112-117	L 27-4		12-3	21 Drexler	8 Ainge
32.	1/3	LA Lakers	104-108	L 27-5	15-2		27 Duckworth	12 B.Williams
33.	1/5	Miami	132-108	W 28-5	16-2		20 C.Robinson	11 B.Williams
34.	1/6	Seattle	114-111	W 29-5	17-2		20 Ainge	8 B.Williams
35.	1/8	@ Houston	123-97	W 30-5		13-3	20 Drex.,Duckw.,Ainge	12 Bryant
36.	1/9	@ Dallas	99-109	L 30-6		13-4	22 Drexler	15 B.Williams
37.	1/11	@ Detroit	98-100 (ot)	L 30-7		13-5	20 Drexler	9 B.Williams,Kersey,Drexler
38.	1/13	@ New Jersey	116-103	W 31-7		14-5	26 Porter	10 B.Williams
39.	1/15	@ Minnesota	132-117	W 32-7		15-5	32 Drexler	10 Drexler
40.	1/18	Washington	123-99	W 33-7	18-2		22 C.Robinson	9 Drexler
41.	1/20	Milwaukee	116-112	W 34-7	19-2		21 Duckworth	8 Drexler
42.	1/22	Phoenix	123-116	W 35-7	20-2		24 Drexler	9 C.Robinson
43.	1/26	Sacramento	121-96	W 36-7	21-2		17 C.Robinson	12 Duckworth
44.	1/28	Atlanta	116-111	W 37-7	22-2		23 Porter	11 B.Williams
45.	1/31	@ Utah	91-105	L 37-8		15-6	17 Duckworth	10 Drexler
46.	2/1	Golden State	119-99	W 38-8	23-2		32 Drexler	12 B.Williams
47.	2/4	New Jersey	117-102	W 39-8	24-2		20 C.Robinson	7 B.Williams
48.	2/6	@ Sacramento	93-96	L 39-9		15-7	20 Porter	11 B.Williams
49.	2/12	Philadelphia	121-106	W 40-9	25-2		22 Porter	8 Duckworth
50.	2/15	Utah	117-105	W 41-9	26-2		22 Porter	14 Duckworth
51.	2/17	@ LA Lakers	96-106	L 41-10		15-8	29 Drexler	10 Duckworth
52.	2/19	Dallas	107-100	W 42-10	27-2		23 Porter	10 B.Williams,C.Robinson
53.	2/21	@ Denver	122-111	W 43-10		16-8	25 Duckworth	14 Duckworth
54.	2/22	Phoenix	127-106	W 44-10	28-2		20 Kersey	11 Kersey
55.	2/24	San Antonio	88-95	L 44-11	28-3		18 Duckworth	9 B.Williams
56.	2/26	@ San Antonio	101-102 (ot)	L 44-12		16-9	28 Porter	17 B.Williams
57.	2/28	@ Atlanta	109-117	L 44-13		16-10	20 Porter,Duckw.,Drex.	11 Duckworth
58.	3/1	@ Philadelphia	111-121	L 44-14		16-11	23 Drexler	15 Duckworth
59.	3/3	@ Boston	116-107	W 45-14		17-11	29 Drexler	13 Drexler
60.	3/10	Boston	109-111 (ot)	L 45-15	28-4		25 Drexler,Kersey	10 Duckworth,B.Williams
61.	3/11	Cleveland	104-96	W 46-15	29-4		26 Drexler	13 Duckworth
62.	3/13	@ Phoenix	108-116	L 46-16		17-12	18 Kersey	9 B.Williams
63.	3/15	@ Utah	106-96	W 47-16		18-12	26 Drexler	10 B.Williams
64.	3/17	LA Clippers	97-107	L 47-17	29-5		19 Drexler	8 B.Williams,Duckworth
65.	3/19	@ Golden State	126-136	L 47-18		18-13	30 Drexler	7 Drexler
66.	3/20	@ LA Clippers	100-96	W 48-18		19-13	28 Porter	13 Drexler
67.	3/24	Charlotte	117-102	W 49-18	30-5		27 Drexler	7 B.Williams,Porter
68.	3/26	Seattle	126-113	W 50-18	31-5		30 Drexler	11 Kersey
69.	3/27	@ Seattle	112-107	W 51-18		20-13	26 Drexler	11 Kersey
70.	3/29	@ LA Lakers	109-105 (ot)	W 52-18		21-13	26 Porter	17 B.Williams
71.	3/30	Minnesota	121-91	W 53-18	32-5		19 Ainge	6 Kersey,Abdelnaby
72.	4/2	@ Minnesota	104-93	W 54-18		22-13	25 Kersey	12 B.Williams
73.	4/4	@ Washington	105-96	W 55-18		23-13	23 Drexler	10 B.Williams
74.	4/5	@ Orlando	115-98	W 56-18		24-13	29 Porter	21 B.Williams
75.	4/7	@ Dallas	110-92	W 57-18		25-13	22 C.Robinson	11 B.Williams
76.	4/9	@ Houston	103-93	W 58-18		26-13	26 Drexler	12 Duckworth
77.	4/10	@ San Antonio	105-100	W 59-18		27-13	22 Drexler	8 B.Williams
78.	4/13	LA Lakers	118-113	W 60-18	33-5		31 Drexler	10 B.Williams
79.	4/14	Orlando	139-119	W 61-18	34-5		23 Drexler	11 Drexler
80.	4/16	Houston	115-96	W 62-18	35-5		16 Drexler,W.Davis	12 B.Williams
81.	4/19	Sacramento	127-105	W 63-18	36-5		19 Duckworth	7 B.Williams,Drexler
82.	4/21	@ Phoenix	118-135	L 63-19		27-14	24 B.Williams	8 Abdelnaby

See Playoff section for 1991 Playoff game-by-game scores



Left to right, first row: John Wetzel, Jack Schalow, Rick Adelman, Paul Allen, Bert Kolde, Harry Glickman. Second row: Mike Shimensky, Robert Pack, Lamont Strothers, Jerome Kersey, Clyde Drexler, Danny Ainge, Terry Porter. Third row: Kevin Duckworth, Clifford Robinson, Wayne Cooper, Alaa Abdelnaby, Mark Bryant, Buck Williams, Ennis Whatley.

**IN REVIEW** --- For the second time in three years and the third time in franchise history, the Trail Blazers were locked in a June battle for the world championship, this time against defending champion Chicago. Ultimately, Michael Jordan and the Bulls prevailed but not before Portland took them to The Finals series' sixth game in Chicago Stadium. The Blazers finished the regular season with the West's best record, 57-25, and tied for the second most wins overall. In the playoffs, Portland exacted some revenge when it eliminated the Los Angeles Lakers, in four games in first round action. The Lakers had dashed Blazers hopes for a shot at the championship the previous year by defeating them in the Western Conference Finals. A four-games-to-one win over Phoenix in the semifinals put them in the WC title round. This time they would not be denied. After splitting the first four games with Utah, the Blazers won at home in overtime then clinched the series by beating the Jazz on their own floor, 105-97. In the Finals' sixth game in Chicago, Portland had a 15-point lead going into the final period. But the Bulls staged the biggest fourth quarter comeback in Finals history to pull out a 97-93 victory and their second NBA title.

**HONORS** --- Clyde Drexler became only the second Trail Blazer ever to earn 1st team All-NBA honors . . . He was runner-up for both NBA MVP and All-Star Game MVP honors . . . Playing in his sixth All-Star Game, Drexler contributed 22 points, a game-high nine rebounds, and six assists to help lead the West to a 40-point victory over the East . . . He finished fourth in NBA scoring (25.0 ppg) . . . Buck Williams was on the 2nd All-NBA Defensive team and led the NBA in FG percentage for the second straight year (.604).

**KEY DRAFT CHOICES** --- Marcus Kennedy, Eastern Michigan (2nd round). **KEY TRANSACTIONS** --- Acquired Lamont Strothers from Golden State for two 2nd round draft picks; Signed free agent Robert Pack and Ennis Whatley; Waived Danny Young.

**Overall record: 57-25 (tie, 2nd in league, 1st in conference)**

**Home record: 33-8 (6th in league) , Road record: 24-17 (tie, 2nd in league)**

**Lost to Chicago in NBA Finals (4-2)---Overall Playoff record 13-8**


### 1991-92 PORTLAND TRAIL BLAZERS STATISTICS

	G	St	Min	FG	FGA	Pct.	3FG	3AT	Pct.	FT	FTA	Pct.	Off	Def	Reb	Ast.	PF-DQ	Stl	Blk	Pts	Avg.
Clyde Drexler	76	76	2751	694	1476	.470	114	338	.337	401	505	.794	166	334	500	512	229-2	138	70	1903	25.0
Terry Porter	82	82	2784	521	1129	.461	128	324	.395	315	368	.856	51	204	255	477	155-1	127	12	1485	18.1
Jerome Kersey	77	76	2553	398	852	.467	1	8	.125	174	262	.664	241	392	633	243	254-1	114	71	971	12.6
Clifford Robinson	82	7	2124	398	854	.466	1	11	.091	219	330	.664	140	276	416	137	274-11	85	107	1016	12.4
Buck Williams	80	80	2519	340	563	.604	0	1	.000	221	293	.754	260	444	704	108	244-4	62	41	901	11.3
Kevin Duckworth	82	82	2222	362	786	.461	0	3	.000	156	226	.690	151	346	497	99	264-3	38	37	880	10.7
Danny Ainge	81	6	1595	299	676	.442	78	230	.339	108	131	.824	40	108	148	202	148-0	73	13	784	9.7
Alaa Abdelnaby	71	1	934	178	361	.493	0	0	.000	76	101	.752	81	179	260	30	132-1	25	16	432	6.1
Robert Pack	72	0	894	115	272	.423	0	10	.000	102	127	.803	32	65	97	140	101-0	40	4	332	4.6
Mark Bryant	56	0	800	95	198	.480	0	3	.000	40	60	.667	87	114	201	41	105-0	26	8	230	4.1
Ennis Whatley	23	0	209	21	51	.412	0	4	.000	27	31	.871	6	15	21	34	12-0	14	3	69	3.0
Danny Young*	18	0	134	16	40	.400	3	10	.300	10	14	.714	0	9	9	20	6-0	6	0	45	2.5
Lamont Strothers	4	0	17	4	12	.333	0	2	.000	2	4	.500	1	0	1	1	2-0	1	1	10	2.5
Wayne Cooper	35	0	344	35	82	.427	0	0	.000	7	11	.636	38	63	101	21	57-0	4	27	77	2.2
Portland	82	19880	3476	7352	473	.475	325	944	.344	1858	2463	.754	1294	2549	3843	2065	1983-25	753	410	9135	111.4
Opponents	82	19880	3249	7150	.454	244	805	.303	1797	2367	.759	1097	2336	3433	1980	1957-23	688	433	8539	104.1	

\* Did not complete season with Trail Blazers

	Date	Opponent	Score	Record	Home	Road	Scoring Leader	Rebounding Leader
1.	11/1	Cleveland	117-106	W 1-0	1-0		31 Drexler	8 B.Williams,C.Robinson
2.	11/2	Phoenix	76-100	L 1-1	1-1		27 Drexler	8 Duckworth
3.	11/5	@ Houston	99-106	L 1-2		0-1	18 Drexler	9 Kersey
4.	11/6	@ San Antonio	93-119	L 1-3		0-2	20 Duckworth	8 B.Williams,Bryant
5.	11/8	Indiana	121-96	W 2-3	2-1		20 Porter	11 Kersey
6.	11/10	Boston	116-90	W 3-3	3-1		26 Drexler	12 Kersey
7.	11/12	Denver	120-82	W 4-3	4-1		15 Porter	8 Bryant,Cooper
8.	11/15	@ Minnesota	107-102	W 5-3		1-2	35 Drexler	17 Kersey
9.	11/16	@ Denver	111-122	L 5-4		1-3	21 Porter	9 Drexler
10.	11/19	LA Clippers	132-112	W 6-4	5-1		39 Drexler	10 Kersey
11.	11/21	@ LA Clippers	106-91	W 7-4		2-3	24 Drexler	11 Drexler
12.	11/22	Golden State	112-116	L 7-5	5-2		31 Drexler	16 Kersey
13.	11/24	San Antonio	116-111	W 8-5	6-2		48 Drexler	15 Kersey
14.	11/26	Milwaukee	107-98 (ot)	W 9-5	7-2		30 Drexler	9 B.Williams
15.	11/29	Chicago	114-116 (2ot)	L 9-6	7-3		38 Drexler	12 Drexler
16.	12/1	Washington	91-87	W 10-6	8-3		20 Drexler	12 Kersey
17.	12/3	@ Miami	124-94	W 11-6		3-3	21 Porter	11 B.Williams
18.	12/4	@ Orlando	124-115	W 12-6		4-3	34 Drexler	10 Drexler
19.	12/6	@ Philadelphia	102-105 (ot)	L 12-7		4-4	38 Drexler	12 B.Williams,Kersey
20.	12/7	@ Indiana	115-112	W 13-7		5-4	25 Porter	12 B.Williams
21.	12/10	Houston	106-108	L 13-8	8-4		24 Drexler	10 B.Williams
22.	12/13	Detroit	103-113	L 13-9	8-5		22 Drexler	11 Abdelnaby
23.	12/14	Sacramento	115-110	W 14-9	9-5		28 Drexler	10 Drexler
24.	12/16	Minnesota	119-104	W 15-9	10-5		24 Drexler	7 B.Williams
25.	12/20	@ Golden State	118-123	L 15-10		5-5	26 Drexler	16 Drexler
26.	12/22	Seattle	96-87	W 16-10	11-5		25 Drexler	10 B.Williams,Kersey
27.	12/26	Dallas	113-88	W 17-10	12-5		20 Drexler	12 B.Williams
28.	12/28	@ LA Lakers	98-88	W 18-10		6-5	22 Drexler	16 Kersey
29.	12/29	Miami	129-96	W 19-10	13-5		22 Drexler	6 Abdelnaby
30.	1/2	@ Utah	103-107	L 19-11		6-6	21 Drexler	12 B.Williams
31.	1/5	Philadelphia	115-102	W 20-11	14-5		22 C.Robinson	6 Kersey
32.	1/7	Orlando	104-89	W 21-11	15-5		23 Porter	12 B.Williams
33.	1/10	@ Detroit	81-86	L 21-12		6-7	19 Drexler	13 Drexler
34.	1/11	@ Charlotte	115-93	W 22-12		7-7	23 Ainge	11 B.Williams
35.	1/14	@ Cleveland	121-114	W 23-12		8-7	34 Drexler	10 C.Robinson
36.	1/15	@ New York	96-91	W 24-12		9-7	22 Porter	10 B.Williams
37.	1/17	Charlotte	120-104	W 25-12	16-5		25 Drexler	15 B.Williams
38.	1/19	@ Phoenix	128-132 (ot)	L 25-13		9-8	39 Drexler	15 B.Williams
39.	1/21	LA Lakers	131-92	W 26-13	17-5		19 Drexler	9 Abdelnaby
40.	1/23	@ Seattle	113-109	W 27-13		10-8	20 Drexler	11 B.Williams
41.	1/24	Atlanta	125-117	W 28-13	18-5		29 Drexler	11 B.Williams
42.	1/28	@ Golden State	124-116 (ot)	W 29-13		11-8	39 Drexler	15 Kersey
43.	1/31	New Jersey	113-108	W 30-13	19-5		20 Drexler	12 B.Williams
44.	2/2	Sacramento	147-107	W 31-13	20-5		21 Porter	8 Kersey
45.	2/4	@ San Antonio	88-95	L 31-14		11-9	23 Drexler	10 B.Williams
46.	2/6	@ Dallas	103-98	W 32-14		12-9	32 Drexler	15 B.Williams
47.	2/11	Denver	121-112	W 33-14	21-5		28 Drexler	11 B.Williams
48.	2/12	@ Phoenix	107-97	W 34-14		13-9	24 Drexler	12 Duckworth
49.	2/14	@ Sacramento	107-106	W 35-14		14-9	22 Drexler	16 Kersey
50.	2/16	LA Clippers	106-107	L 35-15	21-6		29 Porter	11 B.Williams
51.	2/18	Phoenix	129-116	W 36-15	22-6		28 Drexler	11 Kersey
52.	2/21	@ LA Clippers	123-116	W 37-15		15-9	31 Drexler	11 B.Williams
53.	2/22	@ Seattle	104-113	L 37-16		15-10	25 Drexler	12 Drexler
54.	2/24	Utah	110-107	W 38-16	23-6		24 Drexler	8 B.Williams
55.	2/27	@ New Jersey	96-98	L 38-17		15-11	31 Drexler	11 Kersey
56.	2/28	@ Washington	117-96	W 39-17		16-11	36 Drexler	10 B.Williams
57.	3/1	@ Chicago	91-111	L 39-18		16-12	26 Drexler	12 Drexler
58.	3/3	LA Lakers	105-101	W 40-18	24-6		30 Porter	6 B.Williams,Duckworth
59.	3/4	@ Denver	129-100	W 41-18		17-12	23 Ainge	7 Bryant
60.	3/6	Sacramento	114-106	W 42-18	25-6		34 Drexler	9 Kersey
61.	3/8	Seattle	109-97	W 43-18	26-6		23 Drexler	11 B.Williams
62.	3/10	@ Milwaukee	126-112	W 44-18		18-12	29 Drexler	11 Duckworth
63.	3/11	@ Minnesota	124-113	W 45-18		19-12	25 Drexler	10 B.Williams
64.	3/13	@ Atlanta	106-95	W 46-18		20-12	33 Drexler	10 B.Williams
65.	3/15	@ Boston	148-152 (2ot)	L 46-19		20-13	41 Drexler	14 Kersey
66.	3/17	Minnesota	111-91	W 47-19	27-6		21 Drexler	11 B.Williams
67.	3/18	@ LA Lakers	98-93	W 48-19		21-13	18 C.Robinson	8 B.Williams,Kersey
68.	3/21	@ Utah	77-95	L 48-20		21-14	26 Drexler	11 B.Williams
69.	3/24	Dallas	109-83	W 49-20	28-6		19 Porter	9 B.Williams,Kersey
70.	3/26	@ Sacramento	128-106	W 50-20		22-14	20 Drexler	7 Kersey,Duckworth
71.	3/28	Houston	115-95	W 51-20	29-6		26 Drexler	10 B.Williams
72.	3/29	New York	96-107	L 51-21	29-7		22 Drexler	9 Kersey
73.	3/31	@ Phoenix	111-128	L 51-22		22-15	20 Porter	8 B.Williams
74.	4/2	Utah	118-86	W 52-22	30-7		33 Drexler	10 B.Williams,Kersey
75.	4/5	@ Golden State	130-122	W 53-22		23-15	34 Drexler	17 B.Williams
76.	4/7	Golden State	110-101	W 54-22	31-7		26 Porter	9 Duckworth
77.	4/9	@ LA Clippers	100-106	L 54-23		23-16	30 Porter	12 Kersey
78.	4/10	Seattle	113-106	W 55-23	32-7		27 Porter	10 B.Williams
79.	4/12	San Antonio	123-97	W 56-23	33-7		28 Porter	12 Kersey,Duckworth
80.	4/14	@ Houston	96-108	L 56-24		23-17	21 Duckworth	13 Duckworth
81.	4/15	@ Dallas	100-94	W 57-24		24-17	20 B.Williams	10 B.Williams
82.	4/18	LA Lakers	101-109	L 57-25	33-8		27 Ainge	5 B.Williams,C.Robinson

See Playoff section for 1992 Playoff game-by-game scores



Left to right, first row: John Wetzel, Jack Schalow, Rick Adelman, Paul Allen, Bert Kolde, Harry Glickman, Geoff Petrie. Second row: Mike Shimensky, Delaney Rudd, Rod Strickland, Mario Elie, Jerome Kersey, Clyde Drexler, Dave Johnson, Terry Porter. Third row: Clifford Robinson, Mark Bryant, Joe Wolf, Kevin Duckworth, Buck Williams, Reggie Smith, Tracy Murray.

**IN REVIEW** --- Despite an adversity-filled season, the Trail Blazers posted their fourth straight 50-win season, going 51-31. Injuries took their toll: Leading scorer Clyde Drexler missed 33 games due to injuries and starting forward Jerome Kersey 17. Separately, those numbers represented more missed games than the entire starting five in any of the previous three seasons. The 58 games starters were out with injuries forced Adelman to employ 21 different opening lineups during the season. Last year, he had the luxury of having to use only five different starting units and having his top five regulars miss a total of just 10 games. On top of having to continually juggle his lineups, Adelman had to deal with two deaths in his family during the season---his brother-in-law and his father. Still, the Blazers gave Adelman his 200th career victory on November 22, allowing him to reach that plateau faster than any coach in NBA history. And, he was able to guide Portland to its 15th playoff berth in 16 seasons. However, for the first time in the last four post season appearances, the Blazers failed to make it past the first round, losing to San Antonio in four games.

**HONORS** --- Clifford Robinson, second leading scorer on the team while starting only 12 games, was selected winner of the NBA's Sixth Man Award, receiving 89 of a possible 98 first place votes . . . Terry Porter received the NBA's J. Walter Kennedy Citizenship Award for meritorious service to the community . . . Porter and Clyde Drexler played in the NBA All-Star Game . . . Porter was seventh in the league in 3-point percentage (.414) and Robinson ninth in blocked shots (1.99 bpg).

**CHANGES** --- Brad Greenberg was named vice president and director of player perssonel and Bucky Buckwalter senior scouting consultant. **DRAFT CHOICES** --- Dave Johnson (1st round) and Reggie Smith (2nd). **KEY TRANSAC-TIONS** --- Acquired draft rights to Tracy Murray from Milwaukee in exchange for Alaa Abdelnaby; Signed free agents Rod Strickland, Mario Elie, Joe Wolf and Delaney Rudd.

**Overall record: 51-31 (7th in league, 4th in conference, 3rd in division)**  
**Home record: 30-11 (8th in league), Road record: 21-20 (7th in league)**  
**Lost to San Antonio in Western Conference First Round (3-1)**

1992-93 PORTLAND TRAIL BLAZERS STATISTICS

	G	St	Min	FG	FGA	Pct.	3FG	3AT	Pct.	FT	FTA	Pct.	Off	Def	Reb	Ast	PF-DQ	Stl	Blk	Pts	Avg.
Clyde Drexler	49	49	1671	350	816	.429	31	133	.233	245	292	.839	126	183	309	278	159-1	95	37	976	19.9
Clifford Robinson	82	12	2575	632	1336	.473	19	77	.247	287	416	.690	165	377	542	182	287-8	98	163	1570	19.1
Terry Porter	81	81	2883	503	1108	.454	143	345	.414	327	388	.843	58	258	316	419	122-0	101	10	1476	18.2
Rod Strickland	78	35	2474	396	816	.485	4	30	.133	273	381	.717	120	217	337	559	153-1	131	24	1069	13.7
Jerome Kersey	65	50	1719	281	642	.438	8	28	.286	116	183	.634	126	280	406	121	181-2	80	41	686	10.6
Kevin Duckworth	74	55	1762	301	688	.438	0	2	.000	127	174	.730	118	269	387	70	222-1	45	39	729	9.9
Mario Elie	82	7	1757	240	524	.458	45	129	.349	183	214	.855	59	157	216	177	145-0	74	20	708	8.6
Buck Williams	82	82	2498	270	528	.511	0	1	.000	138	214	.645	232	458	690	75	270-0	81	61	678	8.3
Mark Bryant	80	24	1396	186	370	.503	0	1	.000	104	148	.703	132	192	324	41	226-1	37	23	476	6.0
Tracy Murray	48	14	495	108	260	.415	21	70	.300	35	40	.875	40	43	83	11	59-0	8	5	272	5.7
Dave Johnson	42	0	356	57	149	.383	3	14	.214	40	59	.678	18	30	48	13	23-0	8	1	157	3.7
Joe Wolf	21	0	156	20	43	.465	0	1	.000	12	14	.857	13	32	45	5	22-0	7	0	52	2.5
Delaney Rudd	15	1	95	7	36	.194	1	11	.091	11	14	.786	4	5	9	17	7-0	1	0	26	1.7
Reggie Smith	23	0	68	10	27	.370	0	1	.000	3	14	.214	15	6	21	1	16-0	4	1	23	1.0
Portland	82	19905	3361	7343	.458	275	843	.327	1901	2551	.745	1226	2507	3733	1969	1892-14	770	425	8898	108.5	
Opponents	82	19905	3337	7125	.468	277	811	.342	1692	2226	.760	1022	2527	3549	2059	2089-29	649	452	8643	105.4	

	Date	Opponent	Score	Record	Home	Road	Scoring Leader	Rebounding Leader
1.	11/8	Denver	123-104	W 1-0	1-0		29 Drexler	9 Drexler
2.	11/10	Phoenix	100-89	W 2-0	2-0		17 Elie	8 Kersey,Porter
3.	11/13	Cleveland	115-109	W 3-0	3-0		26 Duckworth	11 Duckworth
4.	11/14	@ Golden State	130-116	W 4-0		1-0	40 Porter	10 Drexler
5.	11/16	New York	109-94	W 5-0	4-0		21 C.Robinson	10 Drexler
6.	11/20	@ Sacramento	104-99	W 6-0		2-0	21 C.Robinson	11 Kersey
7.	11/22	Detroit	115-90	W 7-0	5-0		20 C.Robinson	10 Strickland
8.	11/24	San Antonio	95-91	W 8-0	6-0		24 Drexler	10 B.Williams
9.	11/25	@ Phoenix	117-121	L 8-1		2-1	36 Drexler	8 B.Williams
10.	11/27	LA Lakers	90-98	L 8-2	6-1		22 C.Robinson	7 Duckworth
11.	11/29	Sacramento	107-99	W 9-2	7-1		24 Drexler	13 C.Robinson
12.	12/1	@ New York	85-101	L 9-3		2-2	18 Duckworth	9 B.Williams
13.	12/2	@ Indiana	112-103	W 10-3		3-2	31 C.Robinson	9 B.Williams
14.	12/4	@ Chicago	99-111	L 10-4		3-3	27 C.Robinson	8 B.Williams
15.	12/5	@ Cleveland	96-94	W 11-4		4-3	24 C.Robinson	12 B.Williams
16.	12/8	Milwaukee	126-97	W 12-4	8-1		25 Drexler	11 Drexler
17.	12/9	@ LA Lakers	111-124	L 12-5		4-4	30 Drexler	6 Drexler,B.Williams
18.	12/11	Indiana	124-134 (2ot)	L 12-6	8-2		28 Porter	22 B.Williams
19.	12/13	Washington	117-98	W 13-6	9-2		32 C.Robinson	11 C.Robinson
20.	12/16	@ Denver	100-99	W 14-6		5-4	25 Drexler	12 Drexler
21.	12/18	@ Seattle	109-126	L 14-7		5-5	23 Strickland	9 Drexler,B.Williams
22.	12/20	Golden State	130-114	W 15-7	10-2		25 Strickland	8 B.Williams
23.	12/22	Seattle	96-107	L 15-8	10-3		28 C.Robinson	16 C.Robinson
24.	12/26	Philadelphia	121-115 (ot)	W 16-8	11-3		31 C.Robinson	19 B.Williams
25.	12/30	Dallas	111-92	W 17-8	12-3		30 Porter	12 B.Williams
26.	1/2	Utah	102-110	L 17-9	12-4		27 Duckworth	13 B.Williams
27.	1/3	Houston	103-101 (ot)	W 18-9	13-4		25 Strickland	13 C.Robinson
28.	1/5	@ Dallas	109-95	W 19-9			17 Kersey	10 Bryant
29.	1/7	@ Houston	113-91	W 20-9		7-5	21 C.Robinson	9 Duckworth
30.	1/9	@ San Antonio	93-109	L 20-10		7-6	20 Strickland	9 B.Williams
31.	1/12	Denver	109-100	W 21-10	14-4		19 C.Robinson	12 B.Williams
32.	1/14	Miami	104-93 (ot)	W 22-10	15-4		32 Porter	9 B.Williams,Porter
33.	1/15	@ LA Lakers	96-99	L 22-11		7-7	23 Strickland	11 B.Williams
34.	1/17	Seattle	109-97	W 23-11	16-4		24 Drexler	9 B.Williams
35.	1/19	@ Milwaukee	119-92	W 24-11		8-7	21 Drexler	10 Drexler
36.	1/20	@ Minnesota	110-94	W 25-11		9-7	22 C.Robinson	14 C.Robinson
37.	1/22	Sacramento	135-127	W 26-11	17-4		27 C.Robinson,Porter	8 Drexler
38.	1/24	@ Utah	124-113	W 27-11		10-7	28 Drexler	8 Drexler
39.	1/26	Golden State	143-133	W 28-11	18-4		31 Drexler	8 Strickland
40.	1/30	@ Seattle	86-108	L 28-12		10-8	14 Drexler	12 B.Williams
41.	2/2	Minnesota	91-104	L 28-13	18-5		24 C.Robinson	9 B.Williams
42.	2/5	Orlando	106-114	L 28-14	18-6		32 Drexler	12 Drexler
43.	2/7	Chicago	91-101	L 28-15	18-7		19 C.Robinson	10 C.Robinson
44.	2/12	@ LA Clippers	111-104	W 29-15		11-8	32 Drexler	11 B.Williams
45.	2/14	LA Clippers	86-96	L 29-16	18-8		16 Strickland	11 Drexler
46.	2/16	Atlanta	105-90	W 30-16	19-8		29 Drexler	11 Duckworth
47.	2/18	LA Lakers	105-103	W 31-16	20-8		21 C.Robinson	11 Kersey
48.	2/23	@ Orlando	107-125	L 31-17		11-9	23 C.Robinson	7 Duckworth
49.	2/24	@ Miami	91-102	L 31-18		11-10	20 Drexler	9 Drexler,Porter
50.	2/26	@ New Jersey	102-91	W 32-18		12-10	26 Drexler	9 Duckworth
51.	2/28	@ Boston	110-122	L 32-19		12-11	22 Drexler	13 B.Williams
52.	3/2	Phoenix	102-97	W 33-19	21-8		26 Porter	12 B.Williams
53.	3/4	@ Denver	88-103	L 33-20		12-12	15 Kersey	10 C.Robinson
54.	3/5	Charlotte	92-94	L 33-21	21-9		29 C.Robinson	13 C.Robinson
55.	3/7	@ Golden State	113-96	W 34-21		13-12	22 Porter	10 B.Williams
56.	3/10	@ Dallas	124-96	W 35-21		14-12	24 Porter	15 Duckworth
57.	3/11	@ Houston	91-104	L 35-22		14-13	18 Strickland	9 B.Williams
58.	3/13	@ San Antonio	99-108	L 35-23		14-14	28 C.Robinson	10 B.Williams,C.Robinson
59.	3/15	New Jersey	110-94	W 36-23	22-9		25 C.Robinson	13 Kersey
60.	3/17	@ Phoenix	111-129	L 36-24		14-15	22 Porter	6 Kersey,B.Williams
61.	3/19	Houston	106-98 (ot)	W 37-24	23-9		22 Kersey	11 Bryant
62.	3/21	Boston	104-106	L 37-25	23-10		26 C.Robinson	8 Kersey
63.	3/23	@ Seattle	108-99	W 38-25		15-15	36 Porter	9 Kersey
64.	3/25	@ Sacramento	113-111 (ot)	W 39-25		16-15	26 C.Robinson	10 B.Williams,C.Robinson
65.	3/26	LA Clippers	122-110	W 40-25	24-10		26 Porter	15 Kersey
66.	3/28	@ Charlotte	121-114	W 41-25		17-15	25 Drexler	15 B.Williams
67.	3/29	@ Atlanta	118-127 (ot)	L 41-26		17-16	39 C.Robinson	11 Drexler
68.	3/31	@ Detroit	111-120	L 41-27		17-17	33 Drexler	8 Drexler
69.	4/2	@ Philadelphia	96-91	W 42-27		18-17	17 C.Robinson	15 B.Williams
70.	4/3	@ Washington	102-114	L 42-28		18-18	24 C.Robinson	19 B.Williams
71.	4/6	Utah	110-95	W 43-28	25-10		25 Porter	12 Kersey
72.	4/8	Dallas	126-107	W 44-28	26-10		21 C.Robinson	9 B.Williams
73.	4/9	@ LA Lakers	109-105	W 45-28		19-18	22 Porter	13 B.Williams
74.	4/11	Minnesota	127-110	W 46-28	27-10		20 Porter	8 Kersey
75.	4/13	LA Clippers	101-99	W 47-28	28-10		26 Porter	12 C.Robinson
76.	4/15	@ Utah	117-122 (ot)	L 47-29		19-19	40 C.Robinson	7 C.Robinson
77.	4/16	@ Minnesota	117-109	W 48-29		20-19	26 C.Robinson,Porter	15 B.Williams
78.	4/18	San Antonio	105-101	W 49-29	29-10		25 Strickland	16 Kersey
79.	4/20	Golden State	115-99	W 50-29	30-10		28 Porter	12 Bryant
80.	4/22	Phoenix	114-115	L 50-30	30-11		24 Porter	11 Kersey
81.	4/23	@ Sacramento	112-108	W 51-30		21-19	24 Strickland	10 Kersey,B.Williams
82.	4/25	@ LA Clippers	112-123	L 51-31		21-20	16 C.Robinson,Murray	8 Murray

See Playoff section for 1993 Playoff game-by-game scores





Left to right, first row: Kip Motta, Jack Schalow, John Wetzel, Rick Adelman, Paul Allen, Bert Kolde, Harry Glickman, Geoff Petrie, Brad Greenburg. Second row: Mike Shimensky, James Robinson, Rod Strickland, Harvey Grant, Clyde Drexler, Jerome Kersey, Jaren Jackson, Terry Porter. Third row: Clifford Robinson, Kevin Thompson, Reggie Smith, Chris Dudley, Mark Bryant, Buck Williams, Tracy Murray.

**IN REVIEW** --- Sixty games into the campaign Rick Adelman had his team in position to finish above the 50-win mark for the fifth time in as many seasons as the coach. On March 7, Portland was 16 games above .500 (38-22) and on a 10-1 run that included a six-game winning streak, the season's longest. But the Blazers couldn't keep the momentum and down the stretch lost 13 of their last 22 games, including a 4-5 record in their final nine home dates. It gave them a regular season mark of 47-35 that was still good enough to earn them the seventh seed in the WC playoffs and their 16th post-season appearance in 17 years. But Portland drew red-hot Houston in the first round and the Rockets, who went on to win their first NBA championship, eliminated the Blazers in four games. The deciding contest was a 92-89 loss in Memorial Coliseum. Several new faces figured in the Blazers mix and one of them, center Chris Dudley, was forced to miss 76 games when he suffered a fractured left ankle on November 9, the third contest of the season. The 47 wins left Adelman just nine shy of 300 in his five-plus seasons.

**HONORS** --- Clyde Drexler and Clifford Robinson represented the Trail Blazers in the NBA All-Star Game. It was Drexler's eighth all-star appearance and Robinson's first... Tracy Murray led the NBA in 3-point field goal percentage (.459), only the fourth Blazer to lead the league in at least one statistical category at season's end... Rod Strickland was sixth in assists (9.0 apg), and Terry Porter ninth in free throw percentage (.872).

**KEY DRAFT PICKS** --- James Robinson, Alabama (1st round), Kevin Thompson, North Carolina (2nd). **KEY TRANSACTIONS** --- Acquired Harvey Grant from Washington in exchange for Kevin Duckworth; Traded Mario Elie to Houston for 1995 2nd round choice; Signed free agents Rod Strickland, Chris Dudley, and Jaren Jackson.

**Overall record: 47-35 (tie, 11th in league, 7th in conference, 4th in division)**

**Home record: 30-11 (11th in league), Road record: 17-24 (13th in league);**

**Lost to Houston in Western Conference First Round (3-1)**

## 1993-94 PORTLAND TRAIL BLAZERS STATISTICS

	G	St	Min	FG	FGA	Pct.	3FG	3AT	Pct.	FT	FTA	Pct.	Off	Def	Reb	Ast	PF	DD	Stl	Blk	Pts	Avg.
Clifford Robinson	82	64	2853	641	1404	.457	13	53	.245	352	460	.765	164	386	550	159	263-0	118	111	1647	20.1	
Clyde Drexler	68	68	2334	473	1105	.428	71	219	.324	286	368	.777	154	291	445	333	202-0	98	34	1303	19.2	
Rod Strickland	82	58	2889	528	1093	.483	2	10	.200	353	471	.749	122	248	370	740	171-0	147	24	1411	17.2	
Terry Porter	77	34	2074	348	836	.416	110	282	.390	204	234	.872	45	170	215	401	132-0	79	18	1010	13.1	
Harvey Grant	77	73	2112	356	774	.460	2	7	.286	84	131	.641	109	242	351	107	179-1	70	49	798	10.4	
Buck Williams	81	81	2636	291	524	.555	0	1	.000	201	296	.679	315	528	843	80	239-1	58	47	783	9.7	
Tracy Murray	66	1	820	167	355	.470	50	109	.459	50	72	.694	43	68	111	31	76-0	21	20	434	6.6	
Jerome Kersey	78	6	1276	203	469	.433	1	8	.125	101	135	.748	130	201	331	75	213-1	71	49	508	6.5	
Mark Bryant	79	16	1441	185	384	.482	0	1	.000	72	104	.692	117	198	315	37	187-0	32	29	442	5.6	
James Robinson	58	3	673	104	285	.365	23	73	.315	45	67	.672	34	44	78	68	69-0	30	15	276	4.8	
Jaren Jackson	29	0	187	34	87	.391	0	6	.000	12	14	.857	6	11	17	27	20-0	4	2	80	2.8	
Chris Dudley	6	3	86	6	25	.240	0	0	.000	2	4	.500	16	8	24	5	18-0	4	3	14	2.3	
Reggie Smith	43	9	316	29	72	.403	0	1	.000	18	38	.474	40	59	99	4	47-0	12	6	76	1.8	
Kevin Thompson	14	0	58	6	14	.429	0	0	.000	1	2	.500	7	6	13	3	11-0	0	2	13	0.9	
Portland	82	19755	3371	7427	454	.454	272	770	.353	1781	2396	.743	1302	2460	3762	2070	1827-5	744	409	8795	107.3	
Opponents	82	19755	3311	7057	.469	296	830	.357	1661	2216	.650	1016	2481	3497	2094	1944-15	654	393	8579	104.6		

	Date	Opponent	Score	Record	Home	Road	Scoring Leader	Rebounding Leader
1.	11/5	@ LA Clippers	95-97	L 0-1		0-1	25 Drexler	13 Drexler
2.	11/7	Houston	92-106	L 0-2	0-1		25 C.Robinson	8 B.Williams
3.	11/9	@ LA Lakers	109-102	W 1-2		1-1	22 C.Rob., Strick., H.Grant	10 C.Robinson
4.	11/12	Atlanta	94-84	W 2-2	1-1		28 C.Robinson	11 B.Williams
5.	11/14	Detroit	114-111	W 3-2	2-1		25 C.Robinson	12 B.Williams
6.	11/16	Cleveland	96-101	L 3-3	2-2		25 Drexler	11 C.Robinson
7.	11/18	Chicago	120-98	W 4-3	3-2		21 C.Robinson	12 B.Williams
8.	11/19	@ Phoenix	109-118	L 4-4		1-2	29 Drexler	13 B.Williams
9.	11/21	Dallas	103-90	W 5-4	4-2		20 Drexler	11 C.Robinson
10.	11/23	Denver	109-94	W 6-4	5-2		27 Drexler	10 C.Robinson
11.	11/26	@ Denver	101-112	L 6-5		1-3	28 C.Robinson	11 B.Williams
12.	11/28	Sacramento	120-109	W 7-5	6-2		24 Drexler	14 Kersey
13.	11/30	@ Miami	123-109	W 8-5		2-3	33 Drexler	14 B.Williams
14.	12/1	@ Orlando	106-114	L 8-6		2-4	17 H.Grant, Strickland	15 B.Williams
15.	12/3	@ Boston	108-114	L 8-7		2-5	28 C.Robinson	12 Bryant
16.	12/4	@ Washington	118-105	W 9-7		3-5	26 C.Robinson	14 B.Williams
17.	12/7	@ Cleveland	100-109	L 9-8		3-6	23 Drexler	12 B.Williams
18.	12/8	@ Minnesota	114-111	W 10-8		4-6	31 C.Robinson	9 C.Robinson
19.	12/10	LA Lakers	117-99	W 11-8	7-2		21 Strickland	11 B.Williams
20.	12/12	Orlando	88-103	L 11-9	7-3		21 Porter	8 C.Robinson
21.	12/14	@ Dallas	100-93 (ot)	W 12-9		5-6	25 Drexler	16 B.Williams
22.	12/15	@ San Antonio	91-111	L 12-10		5-7	18 C.Robinson	17 B.Williams
23.	12/18	Minnesota	105-95	W 13-10	8-3		22 C.Robinson	12 B.Williams
24.	12/19	Milwaukee	93-81	W 14-10	9-3		17 Porter	13 B.Williams
25.	12/21	@ Golden State	100-98	W 15-10		6-7	22 C.Robinson	9 C.Robinson
26.	12/23	Indiana	108-96	W 16-10	10-3		22 Strickland	9 B.Williams
27.	12/26	Golden State	106-108 (ot)	L 16-11	10-4		27 Strickland, C.Robinson	10 B.Williams
28.	12/29	LA Clippers	114-98	W 17-11	11-4		25 Porter	12 Kersey
29.	1/2	@ Utah	90-92	L 17-12	11-5		22 C.Robinson	9 H.Grant
30.	1/4	@ Houston	95-106	L 17-13		6-8	24 Porter	10 B.Williams, Strickland
31.	1/6	@ Charlotte	116-110	W 18-13		7-8	29 C.Robinson	11 C.Robinson
32.	1/7	@ Atlanta	85-100	L 18-14		7-9	22 C.Robinson	8 Bryant
33.	1/9	@ New York	85-99	L 18-15		7-10	19 Strickland	8 B.Williams
34.	1/11	Seattle	108-99	W 19-15	12-5		27 Strickland	11 C.Robinson
35.	1/14	Miami	115-110	W 20-15	13-5		31 C.Robinson	13 B.Williams
36.	1/16	Charlotte	106-101	W 21-15	14-5		20 C.Robinson	12 H.Grant
37.	1/18	@ Denver	104-103 (ot)	W 22-15		8-10	32 C.Robinson	11 C.Robinson
38.	1/21	LA Lakers	111-93	W 23-15	15-5		23 C.Robinson	8 C.Robinson, H.Grant, Kersey
39.	1/22	@ Phoenix	117-118	L 23-16		8-11	34 C.Robinson	16 B.Williams
40.	1/25	New Jersey	122-117	W 24-16	16-5		30 C.Robinson	15 B.Williams
41.	1/28	Minnesota	109-98	W 25-16	17-5		18 C.Robinson	10 B.Williams
42.	1/30	New York	93-103	L 25-17	17-6		20 B.Williams	19 B.Williams
43.	2/1	@ Sacramento	97-102	L 25-18		8-12	30 C.Robinson	9 Strickland
44.	2/3	Phoenix	126-105	W 26-18	18-6		29 H.Grant	16 B.Williams
45.	2/5	@ Utah	114-128	L 26-19		8-13	25 Strickland	8 B.Williams
46.	2/8	Sacramento	124-100	W 27-19	19-6		21 Drexler	15 B.Williams
47.	2/9	@ Seattle	94-115	L 27-20		8-14	19 Drexler	12 Kersey
48.	2/15	@ Dallas	106-103	W 28-20		9-14	26 Drexler	16 B.Williams
49.	2/16	@ Phoenix	100-126	L 28-21		9-15	19 C.Robinson	12 B.Williams
50.	2/18	Philadelphia	109-93	W 29-21	20-6		30 C.Robinson	13 H.Grant
51.	2/20	Boston	102-93	W 30-21	21-6		24 C.Robinson	14 B.Williams
52.	2/22	LA Clippers	120-117	W 31-21	22-6		24 Strickland	14 B.Williams
53.	2/23	@ LA Clippers	121-112	W 32-21		10-15	22 C.Robinson	13 C.Robinson
54.	2/26	San Antonio	104-96	W 33-21	23-6		32 Drexler	10 B.Williams
55.	2/27	Denver	104-97	W 34-21	24-6		22 Drexler	11 B.Williams
56.	3/1	@ Indiana	94-106	L 34-22		10-16	17 C.Robinson	8 C.Robinson
57.	3/2	@ Detroit	131-107	W 35-22		11-16	28 Drexler	14 B.Williams
58.	3/4	@ Chicago	115-96	W 36-22		12-16	27 Drexler	14 B.Williams
59.	3/7	Golden State	137-108	W 37-22	25-6		25 C.Robinson	15 B.Williams
60.	3/9	Utah	122-99	W 38-22	26-6		27 Strickland	8 B.Williams, Drexler
61.	3/10	@ Golden State	97-100	L 38-23		12-17	19 Drexler	10 B.Williams, Drexler
62.	3/13	@ Seattle	102-114	L 38-24		12-18	18 C.Robinson	8 C.Robinson
63.	3/15	@ Houston	99-105	L 38-25		12-19	25 H.Grant	9 B.Williams
64.	3/16	@ San Antonio	102-110	L 38-26		12-20	21 C.Robinson	13 B.Williams
65.	3/18	Washington	122-104	W 39-26	27-6		28 Drexler, Strickland	7 Bryant
66.	3/20	@ LA Clippers	110-114	L 39-27		12-21	28 H.Grant	14 B.Williams
67.	3/22	@ Sacramento	96-94	W 40-27		13-21	28 Drexler	15 B.Williams
68.	3/25	Sacramento	100-91	W 41-27	28-6		23 Drexler	14 B.Williams
69.	3/27	San Antonio	95-107	L 41-28	28-7		22 Drexler	7 B.Williams
70.	3/29	Seattle	100-114	L 41-29	28-8		30 Strickland	8 B.Williams
71.	3/31	@ Milwaukee	109-111	L 41-30		13-22	36 Porter	10 B.Williams
72.	4/1	@ Philadelphia	111-100	W 42-30		14-22	30 Strickland, C.Robinson	11 Drexler
73.	4/3	@ New Jersey	109-105	W 43-30		15-22	34 Drexler	15 B.Williams
74.	4/5	Phoenix	135-113	W 44-30	29-8		23 C.Robinson	8 Drexler, Strickland
75.	4/9	LA Lakers	112-104	W 45-30	30-8		25 C.Robinson, Drexler	14 Drexler
76.	4/12	Dallas	107-108	L 45-31	30-9		29 Drexler	8 Drexler, C.Robinson
77.	4/14	@ Golden State	108-113	L 45-32		15-23	29 Drexler	11 Drexler
78.	4/15	@ LA Lakers	105-100	W 46-32		16-23	17 Strickland	9 B.Williams, Kersey
79.	4/17	Houston	110-119	L 46-33	30-10		24 Kersey	11 Kersey
80.	4/21	@ Utah	111-122	L 46-34		16-24	31 Drexler	12 Drexler
81.	4/22	@ Minnesota	118-103	W 47-34		17-24	28 Drexler, C.Robinson	10 Drexler
82.	4/24	Seattle	108-110	L 47-35	30-11		20 C.Robinson, Strickland	17 Drexler

See Playoff section for 1994 Playoff game-by-game scores



Left to right, first row: Johnny Davis, Rick Carlisle, Dick Harter, P.J. Carlesimo, Paul Allen, Bert Kolde, Bob Whitsitt, Harry Glickman. Second row: Jay Jensen, Negele Knight, Terry Porter, James Robinson, Rod Strickland, Clyde Drexler, Jerome Kersey, Aaron McKie, Steve Henson, Mark Cashman. Third row: Mick Smith, Harvey Grant, Clifford Robinson, Chris Dudley, James Edwards, Mark Bryant, Buck Williams, Tracy Murray.

**IN REVIEW** --- The Trail Blazers' 25th anniversary season was one of changes. During the summer, owner Paul Allen selected Bob Whitsitt as the club's new president and general manager following the resignation of senior vice president Geoff Petrie. P.J. Carlesimo replaced Rick Adelman as the Blazers' head man and Jay Jensen became trainer, replacing Mike Shimensky. Halfway through the season, Portland's all-time scoring and rebounding leader Clyde Drexler, a four-time NBA all-star, was traded to Houston. The Blazers opened the season by winning two games over the Clippers in Yokohama, Japan, the second and third times Portland had played regular season games outside the U.S. And, they played their final game in the familiar environs of Memorial Coliseum, defeating Golden State 116-83 on April 23. Their last game in the MC before moving to their new quarters in the Moda Center in the fall was May 2, a 117-109 playoff loss to Phoenix. In between Yokohama and the playoff finale, Portland posted a 44-38 record and earned its 18th playoff berth in 19 seasons. With the 44-38 finish, Carlesimo became the first coach in 25 years to jump directly from the college ranks to the NBA and post a winning record in his first season.

**HONORS** --- Rod Strickland finished fourth in the NBA in assists (8.8 apg) and Otis Thorpe fourth in field goal percentage (.565).

**CHANGES** --- Bob Whitsitt was named president and general manager, P.J. Carlesimo head coach, and Rick Carlisle, Johnny Davis and Dick Harter assistant coaches; Jay Jensen was appointed trainer. Harry Glickman became president emeritus. **DRAFT PICKS** --- Aaron McKie, Temple (1st round), Shawnelle Scott, St. John's (2nd). **KEY TRANS-ACTIONS** --- Traded Clyde Drexler and Tracy Murray to Houston for Otis Thorpe, draft rights to Marcelo Nicola and a 1995 1st round pick; Signed free agents James Edwards, Negele Knight and Steve Henson.

**Overall record: 44-38 (12th in league, 7th in conference, 4th in division)**

**Home record: 26-15 (tie, 12th in league), Road record: 18-23 (tie, 11th in league)**

**Lost to Phoenix in Western Conference First Round (3-0)**

## 1994-95 PORTLAND TRAIL BLAZERS STATISTICS

	G	St	Min	FG	FGA	Pct.	3FG	3AT	Pct.	FT	FTA	Pct.	Off	Def	Reb	Ast.	PF-DQ	Stl	Blk	Pts	Avg.
Clyde Drexler*	41	41	1428	305	712	.428	87	240	.363	207	248	.835	84	150	234	208	117-0	74	22	904	22.0
Clifford Robinson	75	73	2725	597	1320	.452	142	383	.371	265	382	.694	152	271	423	198	240-3	79	82	1601	21.3
Rod Strickland	64	61	2267	441	946	.466	46	123	.374	283	380	.745	73	244	317	562	118-0	123	9	1211	18.9
Otis Thorpe	34	0	908	179	315	.568	0	4	.000	100	154	.649	89	147	236	54	122-2	19	15	458	13.5
Buck Williams	82	82	2422	309	604	.512	1	2	.500	138	205	.673	251	418	669	78	254-2	67	69	757	9.2
James Robinson	71	25	1539	255	624	.409	76	223	.341	65	110	.591	42	90	132	180	142-0	48	13	651	9.2
Harvey Grant	75	14	1771	286	621	.461	8	26	.308	103	146	.705	103	181	284	82	163-0	56	53	683	9.1
Terry Porter	35	9	770	105	267	.393	44	114	.386	58	82	.707	18	63	81	133	60-0	30	2	312	8.9
Jerome Kersey	63	0	1143	203	489	.415	7	27	.259	95	124	.766	93	163	256	82	173-1	52	35	508	8.1
Aaron McKie	45	20	827	116	261	.444	11	28	.393	50	73	.685	35	94	129	89	97-1	36	16	293	6.5
Negele Knight*	3	0	43	7	15	.467	0	0	.000	4	41	.000	1	2	3	11	5-0	1	0	18	6.0
Tracy Murray*	29	3	313	63	153	.412	16	41	.390	28	34	.824	18	19	37	14	42-0	7	1	170	5.9
Chris Dudley	82	82	2245	181	446	.406	0	1	.000	85	183	.464	325	439	764	34	286-6	43	126	447	5.5
Mark Bryant	49	0	658	101	192	.526	1	2	.500	41	63	.651	55	106	161	28	109-1	19	16	244	5.0
Steve Henson	37	0	380	37	86	.430	23	52	.442	22	25	.880	3	23	26	85	52-1	9	0	119	3.2
James Edwards	28	0	266	32	83	.386	0	0	.000	11	17	.647	10	33	43	8	44-0	5	8	75	2.7
Portland	82	19705	3217	7134	451	.462	1266	.365	1555	2280	.597	1352	2443	3795	1846	2028-21	668	467	8451	103.1	
Opponents	82	19705	2951	6465	.456	.442	1189	.372	1794	2380	.754	883	2295	3178	1789	1938-21	638	405	8138	99.2	

\* Did not complete season with Trail Blazers

	Date	Opponent	Score	Record	Home	Road	Scoring Leader	Rebounding Leader
1.	11/5	@ LA Clippers (Japan)	121-100	W 1-0		1-0	26 Drexler	14 B. Williams
2.	11/6	LA Clippers (Japan)	112-95	W 2-0	1-0		41 Drexler	11 Dudley
3.	11/10	@ Sacramento	104-84	W 3-0		2-0	25 C. Robinson	17 Dudley
4.	11/15	Phoenix	93-96	L 3-1	1-1		26 Drexler	11 B. Williams
5.	11/17	Cleveland	80-81	L 3-2	1-2		24 C. Robinson	8 Drexler
6.	11/18	@ Phoenix	111-124	L 3-3		2-1	25 B. Williams, J. Robinson	12 B. Williams
7.	11/20	Detroit	98-96	W 4-3	2-2		26 C. Robinson	15 Dudley
8.	11/22	@ Houston	102-94	W 5-3		3-1	30 Drexler	13 C. Robinson
9.	11/23	@ San Antonio	105-110	L 5-4		3-2	30 C. Robinson	18 B. Williams
10.	11/25	@ Dallas	91-101	L 5-5		3-3	19 C. Robinson, Drexler	19 Dudley
11.	11/27	Indiana	99-89	W 6-5	3-2		17 C. Robinson	13 Dudley
12.	11/29	Utah	94-105	L 6-6	3-3		26 C. Robinson, Drexler	9 Dudley
13.	12/2	San Antonio	91-95	L 6-7	3-4		17 C. Robinson	14 Dudley
14.	12/4	Milwaukee	106-103	W 7-7	4-4		36 Drexler	15 Dudley
15.	12/9	Golden State	116-107	W 8-7	5-4		28 C. Robinson	13 B. Williams
16.	12/11	Sacramento	93-88	W 9-7	6-4		24 Strickland	9 Dudley
17.	12/12	@ Utah	89-101	L 9-8		3-4	17 Strickland	9 Dudley, Bryant
18.	12/14	LA Clippers	121-73	W 10-8	7-4		21 J. Robinson	20 Dudley
19.	12/15	@ Seattle	103-114	L 10-9		3-5	26 Drexler	15 C. Robinson
20.	12/18	New York	111-87	W 11-9	8-4		33 Drexler	14 Dudley
21.	12/20	Orlando	104-108	L 11-10	8-5		26 Drexler	12 C. Robinson
22.	12/23	Dallas	118-92	W 12-10	9-5		31 C. Robinson	10 Dudley
23.	12/26	Philadelphia	94-101	L 12-11	9-6		26 Strickland	13 Dudley
24.	12/27	@ Sacramento	101-102	L 12-12		3-6	22 Strickland	10 Dudley
25.	12/30	Denver	104-93	W 13-12	10-6		27 C. Robinson	13 B. Williams
26.	12/30	@ Denver	114-118	L 13-13		3-7	39 Drexler	11 B. Williams
27.	1/3	@ Atlanta	103-98	W 14-13		4-7	30 C. Robinson	18 Dudley
28.	1/4	@ Charlotte	106-118	L 14-14		4-8	32 C. Robinson	8 B. Williams
29.	1/6	@ Boston	95-92	W 15-14		5-8	35 Drexler	11 B. Williams
30.	1/7	@ Washington	114-105	W 16-14		6-8	31 Strickland	14 Dudley
31.	1/9	LA Lakers	129-83	W 17-14	11-6		31 Drexler	8 Drexler
32.	1/11	Golden State	104-92	W 18-14	12-6		24 Strickland, C. Robinson	13 Dudley, C. Robinson
33.	1/15	@ Seattle	124-131	L 18-15		6-9	32 Strickland	9 Dudley, C. Robinson
34.	1/17	@ Sacramento	88-95	L 18-16		6-10	22 C. Robinson	11 Dudley
35.	1/19	Phoenix	115-122	L 18-17	12-7		30 J. Robinson	10 Dudley
36.	1/20	@ LA Clippers	108-97	W 19-17		7-10	28 Drexler	11 C. Robinson
37.	1/22	Sacramento	103-87	W 20-17	13-7		27 C. Robinson	10 Dudley
38.	1/24	@ New York	99-105	L 20-18		7-11	36 Strickland	14 Dudley
39.	1/26	@ Detroit	106-89	W 21-18		8-11	15 Strickland	12 H. Grant
40.	1/27	@ Cleveland	87-77	W 22-18		9-11	20 Drexler	14 Dudley
41.	1/30	New Jersey	98-99	L 22-19	13-8		24 Strickland	11 Drexler
42.	2/1	San Antonio	107-111	L 22-20	13-9		24 Strickland	10 Kersey
43.	2/3	@ Minnesota	112-97	W 23-20		10-11	22 C. Robinson	11 Dudley
44.	2/6	Houston	120-82	W 24-20	14-9		20 C. Robinson	14 Kersey
45.	2/8	Chicago	116-103	W 25-20	15-9		28 C. Robinson	12 Dudley
46.	2/14	@ Dallas	90-95	L 25-21		10-12	25 Strickland	12 B. Williams
47.	2/15	@ Phoenix	113-120 (ot)	L 25-22		10-13	26 Strickland	17 Dudley
48.	2/17	Seattle	114-109	W 26-22	16-9		26 J. Robinson	12 B. Williams
49.	2/19	@ LA Lakers	83-93	L 26-23		10-14	20 C. Robinson	9 Dudley, C. Robinson
50.	2/21	Minnesota	99-86	W 27-23	17-9		29 C. Robinson	11 Dudley
51.	2/22	@ Golden State	107-89	W 28-23		11-14	35 Strickland	14 Dudley
52.	2/24	Utah	114-101	W 29-23	18-9		30 Strickland	11 B. Williams
53.	2/27	LA Clippers	96-83	W 30-23	19-9		18 J. Robinson	13 B. Williams
54.	3/2	Charlotte	99-109	L 30-24	19-10		24 Strickland	12 Thorpe
55.	3/4	@ Utah	81-98	L 30-25		11-15	23 J. Robinson	14 Thorpe
56.	3/6	@ Chicago	83-103	L 30-26		11-16	21 Thorpe	11 Thorpe
57.	3/7	@ Milwaukee	106-100	W 31-26		12-16	36 Porter	10 Dudley
58.	3/9	@ Miami	99-90	W 32-26		13-16	22 Thorpe	12 B. Williams
59.	3/10	@ Orlando	85-97	L 32-27		13-17	21 Thorpe	7 Dudley, McKie
60.	3/12	@ Minnesota	102-88	W 33-27		14-17	20 Thorpe	12 B. Williams
61.	3/14	Miami	121-114	W 34-27	20-10		24 McKie	13 B. Williams
62.	3/16	Boston	113-98	W 35-27	21-10		19 Thorpe, Strick, B. Williams	8 Dudley
63.	3/18	@ Denver	90-110	L 35-28		14-18	17 C. Robinson	7 Dudley
64.	3/21	Washington	111-106	W 36-28	22-10		30 C. Robinson	11 B. Williams
65.	3/22	@ LA Lakers	114-121	L 36-29		14-19	27 C. Robinson, Thorpe	14 Thorpe
66.	3/24	Seattle	118-122	L 36-30	22-11		25 C. Robinson	12 B. Williams
67.	3/26	Denver	98-102	L 36-31	22-12		32 Strickland	6 Thorpe, Strickland, McKie
68.	3/28	Atlanta	91-102	L 36-32	22-13		30 C. Robinson	11 Kersey
69.	3/30	@ New Jersey	106-103	W 37-32		15-19	22 C. Robinson	14 Dudley
70.	3/31	@ Philadelphia	85-86	L 37-33		15-20	16 Kersey	10 B. Williams
71.	4/2	@ Indiana	93-104	L 37-34		15-21	20 Strickland	14 Dudley
72.	4/4	Minnesota	95-91	W 38-34	23-13		33 C. Robinson	14 Dudley
73.	4/7	Houston	127-109	W 39-34	24-13		27 Strickland	8 C. Robinson
74.	4/9	Phoenix	94-104	L 39-35	24-14		26 C. Robinson	10 Dudley
75.	4/11	@ San Antonio	91-71	W 40-35		16-21	23 C. Robinson	10 Thorpe
76.	4/13	@ Houston	99-112	L 40-36		16-22	22 Strickland	14 Thorpe
77.	4/15	Dallas	90-102	L 40-37	24-15		25 C. Robinson	7 Dudley, C. Rob., B. Williams
78.	4/17	@ Seattle	97-93	W 41-37		17-22	21 Strickland	11 B. Williams
79.	4/18	@ Golden State	102-103	L 41-38		17-23	28 C. Robinson	9 Thorpe
80.	4/20	LA Lakers	111-97	W 42-38	25-15		19 Strickland, Thorpe	10 Dudley
81.	4/22	@ LA Lakers	109-104	W 43-38		18-23	26 C. Robinson	7 Thorpe, C. Rob., B. Williams
82.	4/23	Golden State	116-83	W 44-38	26-15		17 C. Robinson	8 Dudley, B. Williams

See Playoff section for 1995 Playoff game-by-game scores (Japan) -Neutral site (NBA Opening Games, Yokohama, Japan)



Left to right, first row: Dick Harter, P.J. Carlesimo, Bob Whitsitt, Paul Allen, Bert Kolde, Rick Carlisle, Johnny Davis. Second row: Jay Jensen, Clifford Robinson, Elmore Spencer, Arvydas Sabonis, Chris Dudley, Bill Curley, Harvey Grant, Mark Cashman. Third row: Mick Smith, James Robinson, Aaron McKie, Gary Trent, Dontonio Wingfield, Buck Williams, Rod Strickland, Rumeal Robinson, Randolph Childress, Dan Burke.

**IN REVIEW** --- Coach P.J. Carlesimo's charges staged one of the biggest late-season turnarounds in team history to keep its string of playoff appearances intact and boost the club's final record above the .500 mark for the 17th time in 19 years. On March 5, the Blazers were eight games below the break-even point (26-34) and were mired in a streak where they had won only five of 18 games and had dropped a team-record six in a row at home. With 22 games remaining, they were six full games behind in the race for a playoff berth in the West. Starting with a 117-105 win over Sacramento on March 8 and a 113-108 double-overtime win over Indiana two nights later, Portland went on a tear, taking 13 of 14, including a season-high seven in a row. The Blazers won 18 of their last 22 games to finish 44-38 and gain the sixth seed in the playoffs. The season opened with the Blazers inaugurating their new Moda Center home floor on November 4. They lost that game, 92-80, to Vancouver before 21,398 fans.

**HONORS** --- Arvydas Sabonis was named to the NBA All-Rookie first team, and was runner up for both the NBA Rookie of the Year Award and the Sixth Man Award . . . Chris Dudley became the second Blazer in four years to win the J. Walter Kennedy Citizenship Award for exemplary service to the community. . . . Sabonis was seventh in the league in FG percentage (.545) and Rod Strickland fourth in assists (9.6 apg).

**CHANGES** --- Jim Paxson was promoted to assistant general manager. **DRAFT PICK** --- Shawn Respert, Michigan State (1st round). **KEY TRANSACTIONS** --- Signed 1986 1st round draft choice Arvydas Sabonis ; Signed Gary Trent, Milwaukee's 1995 1st round draft pick after acquiring draft rights in exchange for draft rights to Shawn Respert and a 1997 1st round pick; Acquired Randolph Childress and Bill Curley from Detroit in exchange for Otis Thorpe; Signed free agents Anthony Cook, Reggie Slater, Dontonio Wingfield, Rumeal Robinson and Elmore Spencer.

**Overall record: 44-38 (13th in league, 6th in conference, 3rd in division)**

**Home record: 26-15 (tie, 10th in league) , Road record: 18-23 (12th in league)**

**Lost to Utah in Western Conference First Round (3-2)**


## 1995-96 PORTLAND TRAIL BLAZERS STATISTICS

	G	St	Min	FG	FGA	Pct.	3FG	3AT	Pct.	FT	FTA	Pct.	Off	Def	Reb	Ass.	PF-DQ	Stl	Blk	Pts	Avg.
Clifford Robinson	78	76	2980	553	1306	.423	178	471	.378	360	542	.664	123	320	443	190	248-3	86	68	1644	21.1
Rod Strickland	67	63	2526	471	1023	.460	38	111	.342	276	423	.652	89	208	297	640	135-2	97	16	1256	18.7
Arvydas Sabonis	73	21	1735	394	723	.545	39	104	.375	231	305	.757	147	441	588	130	211-2	64	78	1058	14.5
Aaron McKie	81	73	2259	337	722	.467	38	117	.325	152	199	.764	86	218	304	205	205-5	92	21	864	10.7
Harvey Grant	76	75	2394	314	679	.462	21	67	.313	60	110	.545	117	244	361	111	173-1	60	43	709	9.3
James Robinson	76	5	1627	229	574	.399	102	284	.359	89	135	.659	44	113	157	150	146-0	34	16	649	8.5
Gary Trent	69	10	1219	220	429	.513	0	9	.000	78	141	.553	84	154	238	50	116-0	25	11	518	7.5
Buck Williams	70	10	1672	192	384	.500	2	3	.667	125	187	.668	159	245	404	42	187-1	40	47	511	7.3
Rumeal Robinson	43	14	715	92	221	.416	30	79	.380	33	51	.647	19	59	78	142	79-1	26	5	247	5.7
Chris Dudley	80	61	1924	162	358	.453	0	1	.000	80	157	.510	239	481	720	37	251-4	41	100	404	5.1
Dontonio Wingfield	44	2	487	60	157	.382	19	63	.302	26	34	.765	45	59	104	28	73-1	20	6	165	3.8
Randolph Childress	28	0	250	25	79	.316	13	47	.277	22	27	.815	1	18	19	32	22-0	8	1	85	3.0
Reggie Slater*	4	0	20	3	5	.600	0	0	.000	0	0	.000	0	3	3	0	1-0	1	2	6	1.5
Anthony Cook*	11	0	60	7	16	.438	0	2	.000	1	4	.250	5	7	12	2	8-0	0	1	15	1.4
Elmore Spencer	11	0	37	5	12	.417	0	0	.000	4	6	.667	2	7	9	1	4-0	0	2	14	1.3
<b>Portland</b>	<b>82</b>		<b>19905</b>	<b>3064</b>	<b>6688</b>	<b>.458</b>	<b>480</b>	<b>1358</b>	<b>.353</b>	<b>1537</b>	<b>2321</b>	<b>.662</b>	<b>1160</b>	<b>2577</b>	<b>3737</b>	<b>1760</b>	<b>1859-20</b>	<b>594</b>	<b>417</b>	<b>8145</b>	<b>99.3</b>
<b>Opponents</b>	<b>82</b>		<b>19905</b>	<b>2953</b>	<b>6677</b>	<b>.442</b>	<b>472</b>	<b>1355</b>	<b>.348</b>	<b>1574</b>	<b>2127</b>	<b>.740</b>	<b>932</b>	<b>2316</b>	<b>3248</b>	<b>1817</b>	<b>1996-18</b>	<b>708</b>	<b>409</b>	<b>7952</b>	<b>97.0</b>

\* Did not complete season with Trail Blazers

	Date	Opponent	Score	Record	Home	Road	Scoring Leader	Rebounding Leader
1.	11/3	Vancouver	80-92	L 0-1	0-1		33 C.Robinson	13 C.Robinson,Dudley
2.	11/5	Utah	109-105	W 1-1	1-1		25 C.Robinson	11 Dudley
3.	11/7	@ New Jersey	84-104	L 1-2		0-1	24 C.Robinson	9 C.Robinson
4.	11/8	@ Detroit	100-107 (ot)	L 1-3		0-2	30 C.Robinson	9 Dudley
5.	11/10	@ Minnesota	108-102	W 2-3		1-2	24 Strickland	9 Dudley
6.	11/11	@ Chicago	106-110	L 2-4		1-3	39 C.Robinson	16 Dudley
7.	11/14	New York	105-99	W 3-4	2-1		36 C.Robinson	17 Dudley
8.	11/16	Sacramento	102-105	L 3-5	2-2		23 Strickland	11 Dudley
9.	11/18	@ Phoenix	102-107	L 3-6		1-4	30 C.Robinson	16 Sabonis
10.	11/20	LA Clippers	113-94	W 4-6	3-2		27 Strickland	12 Dudley
11.	11/21	@ LA Lakers	109-108	W 5-6		2-4	28 Strickland	15 Dudley
12.	11/24	New Jersey	99-87	W 6-6	4-2		23 C.Robinson	11 Sabonis
13.	11/27	Chicago	104-107	L 6-7	4-3		23 Sabonis	7 Dudley
14.	11/29	@ Golden State	112-98	W 7-7		3-4	24 Strickland	10 B.Williams
15.	11/30	Milwaukee	99-100	L 7-8	4-4		21 C.Robinson	9 Dudley
16.	12/3	Orlando	93-82	W 8-8	5-4		22 C.Robinson	14 Dudley
17.	12/7	Toronto	96-88	W 9-8	6-4		24 C.Robinson	11 Trent
18.	12/8	@ Seattle	97-106	L 9-9		3-5	19 J.Robinson	7 Sabonis
19.	12/10	Houston	103-101 (2ot)	W 10-9	7-4		32 Strickland	15 Sabonis
20.	12/14	Charlotte	116-109	W 11-9	8-4		28 C.Robinson	19 Dudley
21.	12/15	@ Vancouver	100-104 (ot)	L 11-10		3-6	29 Strickland	13 Dudley
22.	12/17	Washington	100-112	L 11-11	8-5		24 C.Robinson	11 Dudley
23.	12/19	@ San Antonio	103-111	L 11-12		3-7	25 C.Robinson	14 Dudley
24.	12/21	@ Houston	86-91	L 11-13		3-8	30 Strickland	9 McKie
25.	12/23	LA Lakers	99-102	L 11-14	8-6		19 Strickland,C.Robinson	13 Dudley
26.	12/26	@ Utah	104-114	L 11-15		3-9	27 Strickland	9 Dudley
27.	12/27	Boston	135-109	W 12-15	9-6		30 C.Robinson	10 C.Robinson
28.	12/29	@ Charlotte	99-102	L 12-16		3-10	26 C.Robinson	8 Sabonis
29.	12/30	@ Cleveland	121-124 (2ot)	L 12-17		3-11	22 Strickland	12 Dudley
30.	1/2	@ New York	101-92	W 13-17		4-11	24 McKie	11 Dudley
31.	1/3	@ Boston	114-110 (ot)	W 14-17		5-11	27 Strickland	12 Dudley
32.	1/5	@ Milwaukee	96-113	L 14-18		5-12	29 C.Robinson	8 B.Williams
33.	1/7	Minnesota	113-97	W 15-18	10-6		41 C.Robinson	11 Dudley
34.	1/10	Miami	90-89	W 16-18	11-6		20 C.Robinson	15 B.Williams
35.	1/13	@ Denver	118-117	W 17-18		6-12	26 Strickland	8 Sabonis
36.	1/16	Denver	87-69	W 18-18	12-6		24 C.Robinson	15 Sabonis
37.	1/18	@ Sacramento	100-105	L 18-19		6-13	18 McKie	8 McKie
38.	1/19	Phoenix	101-84	W 19-19	13-6		21 Trent	9 B.Williams
39.	1/21	Cleveland	88-81	W 20-19	14-6		22 J.Robinson	11 Dudley
40.	1/23	@ Utah	72-96	L 20-20		6-14	18 Strickland	16 Dudley
41.	1/26	@ San Antonio	83-87	L 20-21		6-15	24 H.Grant	12 Dudley
42.	1/27	@ Dallas	112-103	W 21-21		7-15	29 C.Robinson	13 Sabonis
43.	1/29	Seattle	88-92	L 21-22	14-7		25 C.Robinson	9 Dudley
44.	1/31	Utah	94-98	L 21-23	14-8		33 C.Robinson	10 Sabonis
45.	2/2	@ Washington	97-113	L 21-24		7-16	20 Strickland	10 Trent
46.	2/3	@ Philadelphia	96-85	W 22-24		8-16	18 Strickland	12 Dudley
47.	2/5	@ Toronto	90-87	W 23-24		9-16	28 Strickland	11 Sabonis
48.	2/7	@ Minnesota	103-93	W 24-24		10-16	32 C.Robinson	11 Trent
49.	2/13	Golden State	98-99	L 24-25	14-9		23 C.Robinson	9 Sabonis
50.	2/15	Phoenix	84-96	L 24-26	14-10		24 C.Robinson	11 C.Robinson
51.	2/17	@ LA Clippers	96-100	L 24-27		10-17	25 Strickland	8 Sabonis,Dudley
52.	2/18	Atlanta	90-93	L 24-28	14-11		20 C.Robinson	8 H.Grant
53.	2/20	San Antonio	105-108	L 24-29	14-12		19 Trent	10 Trent
54.	2/22	Denver	107-78	W 25-29	15-12		21 McKie	9 Dudley
55.	2/25	Detroit	81-93	L 25-30	15-13		19 R.Robinson	7 C.Robinson
56.	2/27	@ Indiana	87-101	L 25-31		10-18	22 McKie	9 Dudley
57.	2/28	@ Atlanta	88-90	L 25-32		10-19	26 Sabonis	10 Sabonis
58.	3/1	@ Miami	102-88	W 26-32		11-19	20 R.Robinson	11 Dudley
59.	3/2	@ Orlando	89-115	L 26-33		11-20	26 C.Robinson	8 Dudley,Sabonis
60.	3/5	Houston	93-100	L 26-34	15-14		17 Trent	11 Dudley
61.	3/8	Sacramento	117-105	W 27-34	16-14		23 Sabonis	17 Sabonis
62.	3/10	Indiana	113-108 (2ot)	W 28-34	17-14		37 C.Robinson	8 Strickland
63.	3/12	@ LA Lakers	105-99	W 29-34		12-20	25 Sabonis	9 Dudley,C.Robinson
64.	3/15	LA Clippers	86-79	W 30-34	18-14		23 Sabonis	13 Sabonis
65.	3/17	Dallas	112-86	W 31-34	19-14		23 C.Robinson	10 Dudley
66.	3/19	Minnesota	106-78	W 32-34	20-14		20 Strickland	11 Dudley
67.	3/22	@ Sacramento	78-80	L 32-35		12-21	15 C.Robinson	13 Dudley
68.	3/25	Philadelphia	94-71	W 33-35	21-14		18 Sabonis	15 Sabonis
69.	3/28	Golden State	94-89	W 34-35	22-14		26 Sabonis	14 Sabonis
70.	3/30	@ Houston	109-94	W 35-35		13-21	25 C.Robinson	10 C.Robinson
71.	3/31	@ Dallas	115-100	W 36-35		14-21	21 Sabonis	7 Strickland
72.	4/2	Vancouver	101-85	W 37-35	23-14		19 C.Robinson	13 Sabonis
73.	4/5	@ Denver	97-91	W 38-35		15-21	29 Strickland	10 Sabonis,B.Williams
74.	4/6	Seattle	95-92	W 39-35	24-14		19 Strickland	12 Sabonis
75.	4/8	@ LA Clippers	89-102	L 39-36		15-22	20 Sabonis	11 Sabonis
76.	4/9	@ Phoenix	98-91	W 40-36		16-22	24 C.Robinson	13 Sabonis
77.	4/11	Dallas	114-99	W 41-36	25-14		21 Sabonis	15 Sabonis
78.	4/14	@ Vancouver	81-79	W 42-36		17-22	23 C.Robinson	13 Sabonis
79.	4/15	San Antonio	121-97	W 43-36	26-14		22 Sabonis	11 Dudley
80.	4/17	@ Seattle	90-96	L 43-37		17-23	21 C.Robinson	7 Dudley,Sabonis
81.	4/19	@ Golden State	95-87	W 44-37		18-23	32 C.Robinson	9 Dudley
82.	4/21	LA Lakers	88-92	L 44-38	26-15		25 C.Robinson	16 Dudley

See Playoff section for 1996 Playoff game-by-game scores



Left to right, first row: Dick Harter, P.J. Carlesimo, Bob Whitsitt, Paul Allen, Bert Kolde, Rick Carlisle, Elston Turner. Second row: Rick Smith, Gary Trent, Clifford Robinson, Chris Dudley, Arvydas Sabonis, Jermaine O'Neal, Rasheed Wallace, Stacey Augmon, Dan Burke. Third row: Greg Bittner, Jay Jensen, Rumeal Robinson, Marcus Brown, Isaiah Rider, Dontonio Wingfield, Mitchell Butler, Kenny Anderson, Mark Cashman.

**IN REVIEW** --- For the second year in a row, Coach P.J. Carlesimo's club came on strong in the final two months of the season to nail down a playoff berth, this time the fifth seed in the West. Only a game above .500 going into the last day of February, the Blazers proceeded to go on an 11-game winning streak, the second longest in club history, and finished the season by taking 20 of their last 25 games. The spectacular run included a 13-2 record in March, the team's best ever for that month and the second best percentage for any month in club history. It was the eighth year in a row and the 18th in the last 21 that the Blazers had won more games than they lost and the 15th consecutive playoff appearance, the longest current streak in the NBA. Carlisimo came into the campaign with one of the league's youngest and least experienced teams and a roster included only four back from the previous year. The 49 victories made Carlesimo the third winningest coach in Blazers history (137-109), behind Jack Ramsay (453-367) and Rick Adelman (291-154).

**HONORS** --- Rasheed Wallace was third (.558) and Gary Trent 10th (.536) in the NBA in field goal percentage ... Kenny Anderson was 10th in steals (1.98 spg).

**CHANGES** --- Elston Turner was named an assistant coach after Johnny Davis became head coach at Philadelphia.

**DRAFT PICKS** --- Jermaine O'Neal, Eau Claire H.S., Columbia, S.C. (1st round), Marcus Brown, Murray State (2nd).

**KEY TRANSACTIONS** --- Traded Rod Strickland and Harvey Grant to Washington for Rasheed Wallace and Mitchell Butler; Traded James Robinson, Bill Curley and a 1997 1st round draft pick to Minnesota for Isaiah Rider; Traded Randolph Childress, Reggie Jordan and Aaron McKie to Detroit for Stacey Augmon; Signed free agents Aleksandar Djordjevic; Signed Ruben Nemphard and Ennis Whatley to 10-day contracts.

**Overall record: 49-33 (11th in league, 5th in conference)**

**Home record: 29-12 (tie, 10th in league) , Road record: 20-21 (tie, 10th in league)**

**Lost to LA Lakers in Western Conference First Round (3-1)**

## 1996-97 PORTLAND TRAIL BLAZERS STATISTICS

	G	St	Min	FG	FGA	Pct.	3FG	3AT	Pct.	FT	FTA	Pct.	Off	Def	Reb	Ast.	PF-DQ	Stl	Blk	Pts	Avg.
Kenny Anderson	82	81	3081	485	1137	.427	132	366	.361	334	435	.768	91	272	363	584	222-2	162	15	1436	17.5
Isaiah Rider	76	68	2563	456	983	.464	99	257	.385	212	261	.812	94	210	304	198	199-2	45	19	1223	16.1
Rasheed Wallace	62	56	1892	380	681	.558	9	33	.273	169	265	.638	122	297	419	74	198-1	48	59	938	15.1
Clifford Robinson	81	79	3077	444	1043	.426	121	350	.346	215	309	.696	90	231	321	261	251-6	99	66	1224	15.1
Arvydas Sabonis	69	68	1762	328	658	.498	49	132	.371	223	287	.777	114	433	547	146	203-4	63	84	928	13.4
Gary Trent	82	28	1918	361	674	.536	0	11	.000	160	229	.699	156	272	428	87	186-2	48	35	882	10.8
Stacey Augmon	40	7	650	74	143	.517	0	0	.000	41	56	.732	33	56	89	41	58-0	32	7	189	4.7
Dontonio Wingfield	47	0	569	79	193	.409	26	77	.338	27	40	.675	63	74	137	45	101-1	14	6	211	4.5
Aaron McKie*	41	8	775	53	156	.340	23	55	.418	41	49	.837	13	80	93	84	61-1	34	15	170	4.1
Jermaine O'Neal	45	0	458	69	153	.451	0	1	.000	47	78	.603	39	85	124	8	46-0	2	26	185	4.1
Ruben Nemphard*	2	0	19	4	8	.500	0	2	.000	0	0	.000	0	0	0	0	3-0	3	0	8	4.0
Chris Dudley	81	14	1840	126	293	.430	0	0	.000	65	137	.474	204	389	593	41	247-3	39	96	317	3.9
Marcus Brown	21	0	184	28	70	.400	13	32	.406	13	19	.684	4	11	15	20	26-0	8	2	82	3.9
Rumeal Robinson	27	0	295	33	82	.402	9	23	.391	20	23	.870	3	27	30	52	40-0	18	0	95	3.5
Aleksandar Djordjevic*	8	0	61	8	16	.500	5	7	.714	4	5	.800	1	4	5	5	3-0	0	0	25	3.1
Mitchell Butler	49	1	465	52	125	.416	12	39	.308	32	50	.640	19	34	53	30	55-1	13	2	148	3.0
Reggie Jordan*	9	0	99	8	16	.500	0	0	.000	4	10	.400	11	12	23	11	13-0	5	3	20	2.2
Randolph Childress*	19	0	125	10	30	.333	3	16	.188	6	8	.750	1	4	5	15	11-0	7	0	29	1.5
Ennis Whatley*	3	0	22	2	4	.500	0	0	.000	0	0	.000	0	3	3	3	5-0	0	0	4	1.3
<b>Portland</b>	<b>82</b>		<b>19855</b>	<b>3000</b>	<b>6465</b>	<b>.464</b>	<b>501</b>	<b>1401</b>	<b>.358</b>	<b>1613</b>	<b>2261</b>	<b>.713</b>	<b>1058</b>	<b>2494</b>	<b>3552</b>	<b>1610</b>	<b>1928-23</b>	<b>640</b>	<b>435</b>	<b>8114</b>	<b>99.0</b>
<b>Opponents</b>	<b>82</b>		<b>19855</b>	<b>2798</b>	<b>6423</b>	<b>.436</b>	<b>457</b>	<b>1279</b>	<b>.357</b>	<b>1719</b>	<b>2327</b>	<b>.739</b>	<b>952</b>	<b>2197</b>	<b>3149</b>	<b>1703</b>	<b>1887-23</b>	<b>656</b>	<b>428</b>	<b>7772</b>	<b>94.8</b>

\* Did not complete season with Trail Blazers

	Date	Opponent	Score	Record	Home	Road	Scoring Leader	Rebounding Leader
1.	11/1	@ Vancouver	114-95	W 1-0		1-0	22 C.Robinson	10 Sabonis,Dudley
2.	11/2	@ Seattle	93-104	L 1-1		1-1	21 Rider	9 Sabonis
3.	11/4	Atlanta	76-94	L 1-2	0-1		14 K.Anderson	9 Dudley
4.	11/5	@ Golden State	111-94	W 2-2		2-1	32 Wallace	9 Dudley,Wallace,Rider
5.	11/7	Minnesota	95-94 (ot)	W 3-2	1-1		25 Wallace	17 Sabonis
6.	11/9	@ Sacramento	102-103	L 3-3		2-2	21 Sabonis	13 Sabonis
7.	11/10	San Antonio	94-81	W 4-3	2-1		23 Rider	12 Dudley
8.	11/12	@ Minnesota	97-100	L 4-4		2-3	22 Rider	8 Sabonis
9.	11/13	@ Cleveland	70-81	L 4-5		2-4	15 Rider	7 Wallace,Trent
10.	11/15	@ New Jersey	93-85	W 5-5		3-4	22 K.Anderson	13 Dudley
11.	11/17	@ Indiana	88-83	W 6-5		4-4	18 Sabonis	9 Rider
12.	11/19	Sacramento	92-90 (ot)	W 7-5	3-1		23 C.Robinson	10 Dudley,Sabonis
13.	11/23	Denver	105-65	W 8-5	4-1		22 Trent	13 Trent
14.	11/26	@ Houston	101-102 (ot)	L 8-6		4-5	32 K.Anderson	12 Wallace
15.	11/27	@ San Antonio	120-109	W 9-6		5-5	25 K.Anderson	8 Dudley
16.	11/29	Golden State	119-93	W 10-6	5-1		20 Wallace	12 Wallace
17.	12/1	@ Golden State	70-98	L 10-7		5-6	13 C.Robinson,Rider	7 Wallace,Dudley
18.	12/3	Indiana	93-98 (ot)	L 10-8	5-2		29 K.Anderson	11 Dudley
19.	12/5	@ Denver	115-104	W 11-8		6-6	26 K.Anderson	15 Sabonis
20.	12/6	Charlotte	97-93	W 12-8	6-2		22 Sabonis	10 Sabonis
21.	12/10	Orlando	93-99	L 12-9	6-3		33 C.Robinson	10 Wallace
22.	12/12	Vancouver	99-78	W 13-9	7-3		22 K.Anderson	13 Wallace
23.	12/13	@ LA Lakers	119-120 (ot)	L 13-10		6-7	34 K.Anderson	9 Wallace,Sabonis
24.	12/15	Houston	89-99	L 13-11	7-4		26 K.Anderson	9 Sabonis
25.	12/18	Seattle	102-106	L 13-12	7-5		23 Rider	11 Rider
26.	12/20	Dallas	107-77	W 14-12	8-5		21 C.Robinson	9 Trent
27.	12/21	@ Sacramento	99-101 (ot)	L 14-13		6-8	38 Wallace	11 Sabonis
28.	12/23	Washington	84-106	L 14-14	8-6		23 Sabonis	8 Sabonis
29.	12/26	@ Utah	94-99	L 14-15		6-9	26 Sabonis	13 Sabonis
30.	12/27	@ LA Clippers	102-98	W 15-15		7-9	25 K.Anderson	8 Sabonis,K.Anderson
31.	12/29	San Antonio	110-86	W 16-15	9-6		19 Rider	11 Sabonis
32.	1/2	@ Houston	112-96	W 17-15		8-9	31 Rider	12 Sabonis
33.	1/4	@ Dallas	110-104	W 18-15		9-9	33 Sabonis	12 Sabonis
34.	1/6	LA Lakers	88-84	W 19-15	10-6		24 Sabonis	13 Dudley
35.	1/8	Miami	81-85	L 19-16	10-7		17 Sabonis,Rider	15 Sabonis
36.	1/14	Detroit	95-86	W 20-16	11-7		22 Rider	13 Sabonis
37.	1/16	@ LA Lakers	102-98	W 21-16		10-9	30 Rider	8 Dudley,Trent
38.	1/17	Toronto	92-94	L 21-17	11-8		23 Rider	9 Sabonis
39.	1/19	Utah	102-96	W 22-17	12-8		26 K.Anderson	7 Sabonis,Wingfield
40.	1/21	LA Clippers	100-82	W 23-17	13-8		23 C.Robinson	9 C.Robinson
41.	1/22	@ Seattle	97-98	L 23-18		10-10	24 Trent	7 Trent
42.	1/24	@ Phoenix	115-105	W 24-18		11-10	24 Trent	13 Trent
43.	1/25	Minnesota	101-94	W 25-18	14-8		26 Rider	12 Dudley
44.	1/28	@ Toronto	84-120	L 25-19		11-11	16 Rider	9 Dudley
45.	1/29	@ Detroit	89-98	L 25-20		11-12	14 K.Anderson	10 Dudley
46.	1/31	@ Boston	105-111	L 25-21		11-13	24 Trent	12 Wingfield
47.	2/2	@ Minnesota	102-103	L 25-22		11-14	26 K.Anderson	10 C.Robinson
48.	2/4	Chicago	84-88	L 25-23	14-9		19 Rider	15 Dudley
49.	2/11	Phoenix	111-108	W 26-23	15-9		33 K.Anderson	9 Dudley
50.	2/13	@ Utah	86-110	L 26-24		11-15	15 K.Anderson	8 Trent,Wallace,O'Neal
51.	2/15	Houston	109-105	W 27-24	16-9		35 K.Anderson	14 Wallace
52.	2/16	Boston	118-106	W 28-24	17-9		40 Rider	10 Trent
53.	2/19	@ Orlando	84-95	L 28-25		11-16	20 Wallace	10 Wallace,Dudley
54.	2/21	@ Miami	114-110	W 29-25		12-16	25 Wallace	10 Wallace
55.	2/22	@ Philadelphia	80-97	L 29-26		12-17	20 K.Anderson	6 Wallace,Sabonis,K.And.
56.	2/24	@ Chicago	89-116	L 29-27		12-18	14 Trent	9 Trent
57.	2/26	New York	95-96 (ot)	L 29-28	17-10		20 Wallace	12 Wallace
58.	2/28	Utah	115-105	W 30-28	18-10		30 K.Anderson	9 Sabonis
59.	3/2	Philadelphia	112-95	W 31-28	19-10		20 K.Anderson,Trent	10 Sabonis
60.	3/4	New Jersey	123-118	W 32-28	20-10		28 K.And.,C.Robinson	9 Dudley
61.	3/5	@ Phoenix	121-99	W 33-28		13-18	26 K.Anderson	7 Dudley
62.	3/7	Dallas	80-69	W 34-28	21-10		15 C.Robinson	9 Sabonis
63.	3/9	Seattle	103-93	W 35-28	22-10		25 Rider	9 Trent
64.	3/11	LA Clippers	109-105	W 36-28	23-10		26 Wallace	13 Sabonis
65.	3/14	Cleveland	96-73	W 37-28	24-10		20 K.Anderson,Sabonis	10 Dudley
66.	3/16	@ LA Clippers	106-94	W 38-28		14-18	26 C.Robinson	7 Dudley
67.	3/18	Sacramento	92-87	W 39-28	25-10		22 K.Anderson	9 Sabonis
68.	3/20	@ Milwaukee	97-78	W 40-28		15-18	20 C.Robinson,Wallace	11 Trent
69.	3/22	@ Washington	104-108	L 40-29		15-19	28 Rider	10 Wallace
70.	3/23	@ New York	94-88	W 41-29		16-19	24 K.Anderson	8 Wallace,Sabonis
71.	3/25	@ Atlanta	89-96	L 41-30		16-20	22 Rider	14 Dudley
72.	3/26	@ Charlotte	88-87	W 42-30		17-20	25 C.Robinson	9 Wallace
73.	3/28	Vancouver	115-81	W 43-30	26-10		26 C.Robinson	6 Wallace,Dudley,Sabonis
74.	4/1	Golden State	82-91	L 43-31	26-11		21 Rider,Wallace	7 Wallace
75.	4/4	Milwaukee	108-93	W 44-31	27-11		27 Rider	10 Trent
76.	4/5	Phoenix	90-99	L 44-32	27-12		22 K.Anderson	11 Dudley
77.	4/7	@ Denver	110-104	W 45-32		18-20	28 Rider	13 Dudley
78.	4/8	@ Dallas	82-87	L 45-33		18-21	15 C.Robinson	8 K.Anderson
79.	4/10	@ San Antonio	98-81	W 46-33		19-21	19 Wallace	12 Sabonis
80.	4/16	Denver	107-63	W 47-33	28-12		20 Trent	12 Sabonis,Dudley
81.	4/17	@ Vancouver	105-73	W 48-33		20-21	25 Wallace	9 Sabonis,Dudley
82.	4/20	LA Lakers	100-96	W 49-33	29-12		20 Rider	9 Sabonis

See Playoff section for 1997 Playoff game-by-game scores





Left to right, first row: Elston Turner, Jim Eyen, Mike Dunleavy, Bob Whitsitt, Paul Allen, Bert Kolde, Tony Brown, Bill Musselman. Second row: Jay Jensen, Walt Williams, Kelvin Cato, Carlos Rogers, Alton Lister, Arvydas Sabonis, Rasheed Wallace, Jermaine O'Neal, Brian Grant, Neal Meyer. Third row: Mark Cashman, John Crotty, Rick Brunson, Vincent Askew, Stacey Augmon, Isaiah Rider, Gary Grant, Damon Stoudamire, Bob Medina.

**IN REVIEW** --- A head coaching change and a blockbuster trade headlined a season in which the Blazers posted their ninth straight winning season and their 19th in the last 22 years. Mike Dunleavy, taking over the reigns from P.J. Carlesimo, guided Portland to a 46-36 regular season record and its 16th consecutive trip to the playoffs, the longest current streak in the NBA. The big trade involved bringing Portland native Damon Stoudamire, 1996 Rookie of the Year Award winner, along with Walt Williams and Carlos Rogers from Toronto on February 13 in exchange for Kenny Anderson, Gary Trent and Alvin Williams. The Blazers, who have been in the playoffs 21 of the last 22 years, earned the sixth seed in the West's first round where they were ousted by the Lakers in four games.

**HONORS** --- Kelvin Cato and Alvin Williams played in the Shick Rookie Game during All-Star Weekend in New York . . . Rasheed Wallace was 8th in the NBA in FG percentage (.533) and Arvydas Sabonis ninth in rebounding (10.0 rpg).

**CHANGES** --- Mike Dunleavy replaced P.J. Carlesimo, becoming the Trail Blazers' ninth head coach. **DRAFT PICKS** --- Chris Anstey, Australia (1st round), Alvin Williams, Villanova (2nd). **KEY TRANSACTIONS** --- Traded draft rights to Chris Anstey plus monetary considerations to Dallas for the draft rights to Kelvin Cato; Acquired the draft rights to C.J. Bruton from Vancouver for monetary considerations; Traded Chris Dudley to New York for a 1998 1st round draft pick; Acquired Damon Stoudamire, Walt Williams and Carlos Rogers from Toronto for Kenny Anderson, Gary Trent and Alvin Williams, a 1998 1st round draft pick and monetary considerations; Signed free agents John Crotty, Sean Higgins, Vincent Askew and Rick Brunson. Waived Higgins and Askew.

**Overall record: 46-36 (12th in league, 6th in conference, )**

**Home record: 26-15 (tie, 13th in league) , Road record: 20-21 (tie, 10th in league)**

**Lost to LA Lakers in Western Conference First Round (3-1)**


### 1997-98 PORTLAND TRAIL BLAZERS STATISTICS

	G	St	Min	FG	FGA	Pct.	3FG	3AT	Pct.	FT	FTA	Pct.	Off	Def	Reb	Ast.	PF-DQ	Stl	Blk	Pts	Avg.
Isaiah Rider	74	66	2786	551	1302	.423	135	420	.321	221	267	.828	99	247	346	231	188-1	55	19	1458	19.7
Arvydas Sabonis	73	73	2333	407	826	.493	30	115	.261	323	405	.798	149	580	729	218	267-7	65	80	1167	16.0
Rasheed Wallace	77	77	2896	466	875	.533	8	39	.205	184	278	.662	132	346	478	195	268-6	75	88	1124	14.6
Kenny Anderson*	45	40	1472	204	527	.387	47	133	.353	112	145	.772	36	98	134	245	99-1	61	1	567	12.6
DamonStoudamire	22	22	806	94	258	.364	26	99	.263	59	75	.787	24	57	81	181	38-0	33	2	273	12.4
Brian Grant	61	49	1921	283	557	.508	0	1,000	.171	228	750	.197	358	555	86	184-3	44	45	737	12.1	
Gary Trent*	41	13	1005	177	359	.493	4	9	.444	113	163	.693	80	154	234	58	115-2	27	19	471	11.5
Walt Williams	31	1	594	85	225	.378	31	90	.344	59	65	.908	23	59	82	53	61-0	19	12	260	8.4
Alvin Williams*	41	1	864	109	238	.458	7	24	.292	58	79	.734	19	41	60	83	60-0	30	2	283	6.9
Stacey Augmon	71	23	1445	154	372	.414	1	7	.143	94	156	.603	104	131	235	88	144-0	57	32	403	5.7
Gary Grant	22	2	359	43	93	.462	7	19	.368	12	14	.857	8	40	48	84	30-0	17	2	105	4.8
Jermaine O'Neal	60	9	808	112	231	.485	0	2,000	.45	89	506	80	121	201	17	101-0	15	58	269	4.5	
Rick Brunson	38	10	622	49	141	.348	22	61	.361	42	62	.677	14	42	56	100	55-5	25	3	162	4.3
Kelvin Cato	74	8	1007	98	229	.428	0	3,000	.86	125	.688	91	161	252	23	164-3	29	94	282	3.8	
John Crotty	26	2	379	29	90	.322	6	20	.300	32	34	.941	4	28	32	63	28-0	10	1	96	3.7
Vincent Askew*	30	5	443	19	54	.352	0	2,000	.28	39	.718	21	47	68	38	39-0	19	5	66	2.2	
Carlos Rogers	3	0	25	2	4	.500	1	1,000	0	0	.000	1	1	2	2	1-0	1	0	4	1.3	
Alton Lister	7	0	44	3	8	.375	0	0	.000	0	0	.000	2	9	11	1	12-0	1	1	6	0.9
DontonioWingfield*	3	0	9	0	3	.000	0	0	.000	1	2	.500	2	2	4	0	2-0	0	1	0	0.3
Sean Higgins*	2	0	12	0	5	.000	0	2,000	0	0	.000	0	0	0	0	3-0	2	0	0	0.0	
Portland	82	19830	2885	6397	.451	324	1047	309	1640	2226	.737	1086	2522	3608	1766	1859-23	585	464	7734	94.3	
Opponents	82	19830	2810	6520	.431	373	1087	343	1626	2253	.722	1011	2201	3212	1764	1823-13	770	445	7619	92.9	

\* Did not complete season with Trail Blazers

	Date	Opponent	Score	Record	Home	Road	Scoring Leader	Rebounding Leader
1.	10/31	@ Seattle	83-91	L 0-1	0-1		19 B. Grant	11 B. Grant
2.	11/1	@ LA Clippers	82-74	W 1-1		1-0	20 K. Anderson	11 B. Grant
3.	11/4	Minnesota	122-105	W 2-1	1-1		24 K. Anderson	10 Sabonis
4.	11/7	@ Houston	86-85	W 3-1		2-0	24 K. Anderson	19 B. Grant
5.	11/8	@ Dallas	101-94	W 4-1		3-0	28 K. Anderson	16 Sabonis
6.	11/10	Detroit	86-82	W 5-1	2-1		29 K. Anderson	11 Sabonis
7.	11/14	Phoenix	139-140 (4ot)	L 5-2	2-2		35 Rider	17 B. Grant
8.	11/15	@ Golden State	99-87	W 6-2		4-0	19 Rider	12 Sabonis
9.	11/17	Dallas	120-75	W 7-2	3-2		24 Sabonis	13 B. Grant
10.	11/19	@ Charlotte	92-106	L 7-3		4-1	18 Sabonis, Rider, Wallace	8 Sabonis
11.	11/20	@ Detroit	93-87	W 8-3		5-1	28 Rider	14 Sabonis
12.	11/22	@ New Jersey	87-93	L 8-4		5-2	20 K. Anderson	13 Sabonis
13.	11/24	@ Toronto	91-90	W 9-4		6-2	16 Wallace	16 Sabonis
14.	11/26	@ Minnesota	96-90	W 10-4		7-2	16 Wallace	9 Sabonis
15.	11/28	Houston	89-98	L 10-5	3-3		20 Rider	13 Sabonis
16.	12/2	Orlando	88-89	L 10-6	3-4		33 Rider	10 Sabonis
17.	12/5	Utah	94-77	W 11-6	4-4		15 B. Grant	9 B. Grant
18.	12/8	LA Lakers	105-99	W 12-6	5-4		26 Rider	9 B. Grant, Wallace
19.	12/10	Indiana	93-85	W 13-6	6-4		15 Rider	8 Augmon
20.	12/12	@ Seattle	98-111	L 13-7		7-3	21 Rider	9 Sabonis, Wallace
21.	12/15	Atlanta	90-99	L 13-8	6-5		20 K. Anderson	8 Trent
22.	12/16	@ Sacramento	87-94	L 13-9		7-4	23 Sabonis	8 Sabonis
23.	12/19	Vancouver	96-91	W 14-9	7-5		31 Rider	14 B. Grant
24.	12/21	@ Vancouver	86-88	L 14-10		7-5	19 Rider	9 B. Grant
25.	12/23	Sacramento	93-82	W 15-10	8-5		19 Sabonis	12 B. Grant, Sabonis
26.	12/27	@ Utah	102-91	W 16-10		8-5	25 Sabonis	11 Sabonis
27.	12/28	San Antonio	82-79	W 17-10	9-5		14 Rider, Wallace	11 Sabonis
28.	12/30	Philadelphia	96-86	W 18-10	10-5		20 B. Grant	11 B. Grant
29.	1/2	@ San Antonio	69-85	L 18-11		8-6	16 K. Anderson, Trent	8 B. Grant
30.	1/3	@ Houston	97-95	W 19-11		9-6	27 Rider	11 B. Grant
31.	1/5	Milwaukee	92-98	L 19-12	10-6		32 Sabonis	13 Sabonis
32.	1/7	Charlotte	89-91	L 19-13	10-7		22 Sabonis	13 Sabonis
33.	1/9	@ Minnesota	91-96	L 19-14		9-7	32 Rider	10 Sabonis
34.	1/10	@ Milwaukee	90-95 (ot)	L 19-15		9-8	31 K. Anderson	10 Sabonis, Wallace
35.	1/13	Miami	68-76	L 19-16	10-8		17 Wallace	10 Trent
36.	1/16	Utah	96-86	W 20-16	11-8		28 Rider	11 Trent
37.	1/18	Denver	94-82	W 21-16	12-8		27 Trent	20 Sabonis
38.	1/20	@ Cleveland	86-84	W 22-16		10-8	24 Rider	6 Askw
39.	1/21	@ Washington	100-87	W 23-16		11-8	29 Rider	9 Sabonis, Wallace
40.	1/23	@ Philadelphia	87-98	L 23-17		11-9	30 Sabonis	12 Sabonis
41.	1/24	@ Atlanta	92-77	W 24-17		12-9	28 Rider	11 Trent
42.	1/27	Golden State	78-82	L 24-18	12-9		20 Trent, Wallace	14 Trent
43.	1/29	Chicago	87-100	L 24-19	12-10		29 Rider	9 Rider
44.	2/1	Toronto	97-90	W 25-19	13-10		38 Rider	11 Sabonis, Wallace
45.	2/3	New Jersey	98-97	W 26-19	14-10		24 Sabonis	11 Sabonis
46.	2/4	@ LA Lakers	115-122	L 26-20		12-10	19 Brunson	9 Sabonis
47.	2/10	LA Lakers	117-105	W 27-20	15-10		24 Rider	10 O'Neal
48.	2/12	@ Phoenix	115-110	W 28-20		13-10	27 Trent	13 Sabonis
49.	2/13	Houston	105-81	W 29-20	16-10		25 Rider	14 Sabonis
50.	2/15	Denver	117-82	W 30-20	17-10		31 Rider	9 O'Neal
51.	2/17	Golden State	101-83	W 31-20	18-10		24 Rider	12 O'Neal
52.	2/18	@ Seattle	95-101	L 31-21		13-11	26 Rider	13 O'Neal
53.	2/20	New York	89-98	L 31-22	18-11		22 Stoudamire	7 Cato
54.	2/22	Boston	121-96	W 32-22	19-11		23 Sabonis	11 Sabonis
55.	2/25	@ Chicago	106-101	W 33-22		14-11	24 Stoudamire	20 Sabonis
56.	2/27	@ Indiana	59-124	L 33-23		14-12	14 Wallace	7 Sabonis, Rider
57.	3/1	@ Boston	101-102	L 33-24		14-13	24 Rider	9 Sabonis
58.	3/3	Phoenix	98-93	W 34-24	20-11		33 Rider	14 Sabonis
59.	3/8	San Antonio	78-82	L 34-25	20-12		23 Rider, Sabonis	17 Sabonis
60.	3/11	@ LA Lakers	107-121	L 34-26		14-14	20 Wallace	9 Sabonis
61.	3/12	Minnesota	95-92	W 35-26	21-12		28 Sabonis	20 Sabonis
62.	3/14	@ Denver	82-92	L 35-27		14-15	24 Sabonis	12 Sabonis
63.	3/15	LA Clippers	103-92	W 36-27	22-12		28 Sabonis	15 Sabonis
64.	3/17	Cleveland	82-96	L 36-28	22-13		20 Sabonis	10 Sabonis
65.	3/19	@ New York	82-77	W 37-28		15-15	21 Sabonis, B. Grant	11 Sabonis
66.	3/20	@ Orlando	87-102	L 37-29		15-16	21 B. Grant	16 B. Grant
67.	3/22	@ Miami	80-112	L 37-30		15-17	23 Rider	10 B. Grant
68.	3/24	Washington	87-99	L 37-31	22-14		14 Sabonis, W. Williams	15 Sabonis
69.	3/26	Vancouver	108-102	W 38-31	23-14		24 Sabonis	12 B. Grant
70.	3/27	@ Sacramento	90-73	W 39-31		16-17	24 Rider	14 B. Grant
71.	3/29	@ Golden State	99-83	W 40-31		17-17	21 Rider	8 Sabonis
72.	4/1	@ Utah	89-98	L 40-32		17-18	22 Stoudamire	14 B. Grant
73.	4/3	Dallas	109-102	W 41-32	24-14		27 Wallace	20 B. Grant
74.	4/4	@ Phoenix	83-90	L 41-33		17-19	23 Rider, B. Grant	12 B. Grant
75.	4/6	@ San Antonio	79-75	W 42-33		18-19	28 Wallace	8 B. Grant
76.	4/7	@ Dallas	99-91	W 43-33		19-19	26 Rider	12 Cato
77.	4/9	@ LA Clippers	99-95	W 44-33		20-19	25 Rider, B. Grant	13 B. Grant
78.	4/11	@ Vancouver	96-105 (ot)	L 44-34		20-20	26 Rider	16 Wallace
79.	4/14	Sacramento	92-66	W 45-34	25-14		19 W. Williams	9 Sabonis
80.	4/16	LA Clippers	99-90	W 46-34	26-14		21 Wallace	12 Sabonis
81.	4/17	@ Denver	101-109	L 46-35		20-21	18 B. Grant	15 B. Grant
82.	4/19	Seattle	82-90	L 46-36	26-15		24 Rider	17 B. Grant

See Playoff section for 1998 Playoff game-by-game scores



Left to right, first row: Elston Turner, Jim Eyen, Mike Dunleavy, Bob Whitsitt, Paul Allen, Bert Kolde, Tony Brown, Bill Musselman, Tim Grgrich. Second row: Jay Jensen, Walt Williams, Brian Grant, Rasheed Wallace, Kelvin Cato, Arvydas Sabonis, Jermaine O'Neal, Carlos Rogers, Nikita Morgunov, Neal Meyer; Third row: Bob Medina, Damon Stoudamire, Greg Anthony, Jim Jackson, Stacey Augmon, Isaiah Rider, Bonzi Wells, Geoff Clark. (Missing: Gary Grant, Brian Shaw.)

**IN REVIEW** --- The Trail Blazers made it to the Western Conference Finals for the first time since 1992 and posted the league's third best-regular season record (35-15) in a lockout-shortened slate that began February and ended in May. After the first two months, Portland boasted the league's best record at 23-5 and was 14-1 at home. Mike Dunleavy was NBA Coach of the Month for March after his team posted the most wins ever for the month (15-3) and matched the most for any month in club history. April's record of 10-4 equaled the franchise's highest number of wins for that month. The Blazers won nine in a row on their own floor before losing, the best start at home since 1977-78, and their overall homecourt record of 22-3 equaled the league's best for the season. The best run of the season came in early March when they went 6-0 in a challenging eight-day span, including back-to-back overtime wins at home vs. Utah and on the road at Sacramento, and a three-game sweep of a rare back-to-back-to-back set of games. After sweeping the Phoenix Suns in three games in the playoff's First Round, Portland upset No. 2-seeded Utah in the WC Semifinals, taking the Jazz in six games. Hopes for a shot at a second league title were dashed by eventual NBA champion San Antonio which captured all four WC Finals matchups.

**HONORS** --- Mike Dunleavy was named NBA Coach of the Year, and forward Brian Grant winner of the league's J. Walter Kennedy Award for outstanding community service and charitable work . . . Rasheed Wallace was sixth in the NBA in field goal percentage, and Walt Williams fourth in three-point shooting.

**CHANGES** --- Added Tim Grgrich as an assistant coach. **DRAFT PICKS** --- None. Both picks traded in the 1998 deal with Toronto for Damon Stoudamire, Walt Williams and Carlos Rogers. **KEY TRANSACTIONS** --- Signed free agents Jim Jackson, Gary Grant and Brian Shaw; Waived John Crotty.

**Overall record: 35-15 (3rd in league, 3rd in conference, 1st in division)**

**Home record: 22-3 (tie, 1st in league), Road record: 13-12 (tie, 6th in league)**

**Lost to San Antonio in Western Conference Finals, 4-0**


### 1998-99 PORTLAND TRAIL BLAZERS STATISTICS

	G	St	Min	FG	FGA	Pct.	3FG	3AT	Pct.	FT	FTA	Pct.	Off	Def	Reb	Ast.	PF	DD	Stl	Blk	Pts	Avg.
Isaiah Rider	47	41	1385	249	605	.412	42	111	.378	111	174	.755	59	137	196	104	100-0	25	9	651	13.9	
Rasheed Wallace	49	18	1414	242	476	.508	13	31	.419	131	179	.732	57	184	241	60	175-6	48	54	628	12.8	
Damon Stoudamire	50	50	1673	249	629	.396	44	142	.310	89	122	.730	41	126	167	312	81-0	49	4	631	12.6	
Arvydas Sabonis	50	48	1349	232	478	.485	7	24	.292	135	175	.771	88	305	393	119	147-2	34	63	606	12.1	
Brian Grant	48	46	1525	183	382	.479	0	0	.000	184	226	.814	173	297	470	67	136-1	21	34	550	11.5	
Walt Williams	48	16	1044	147	347	.424	63	144	.438	89	107	.832	36	107	143	80	101-2	37	28	446	9.1	
Jim Jackson	49	9	1175	152	370	.411	25	90	.278	85	101	.842	36	123	159	128	80-0	43	6	414	8.4	
Greg Anthony	50	0	806	104	251	.414	49	125	.392	62	89	.697	14	49	63	100	75-0	66	3	319	6.4	
Bonzi Wells	7	0	35	11	20	.550	1	3	.333	8	18	.444	4	5	9	3	5-0	1	1	31	4.4	
Stacey Augmon	48	21	874	78	174	.448	0	2	.000	52	76	.684	47	78	125	58	81-0	57	18	208	4.3	
John Crotty*	3	0	19	4	8	.444	1	1	.000	3	6	.500	0	1	1	5	1-0	2	0	12	4.0	
Kelvin Cato	43	0	546	58	129	.450	1	11	.000	34	67	.507	49	101	150	19	100-3	23	56	151	3.5	
Jermaine O'Neal	35	1	310	36	83	.434	0	1	.000	18	35	.514	42	55	97	13	41-0	4	14	90	2.6	
Carlos Rogers	2	0	8	2	21	.000	0	0	.000	1	4	.250	0	1	1	1	2-0	0	0	5	2.5	
Gary Grant	2	0	7	0	1	.000	0	0	.000	0	0	.000	0	0	0	3	0-0	1	0	0	0.0	
Brian Shaw	1	0	5	0	1	.000	0	0	.000	0	0	.000	0	1	1	1	1-0	0	0	0	0.0	
Portland	50	12175	1747	3956	442	.446	246	675	.364	1002	1349	.743	646	1570	2216	1073	1126-14	411	290	4742	94.8	
Opponents	50	12175	1644	3939	417	.420	220	691	.318	916	1263	.725	616	1388	2004	962	1142-10	411	244	4424	88.5	

\* Did not complete season with Trail Blazers

	Date	Opponent	Score	Record	Home	Road	Scoring Leader	Rebounding Leader
1.	2/7	@ Seattle	88-91	L 0-1		0-1	19 Stoudamire	11 B.Grant
2.	2/8	@ Vancouver	95-76	W 1-1		1-1	24 Sabonis	11 Sabonis
3.	2/10	Indiana	100-92	W 2-1	1-0		26 Rider	11 Rider
4.	2/14	@ Golden State	100-105 (2ot)	L 2-2		1-2	23 Sabonis	17 Sabonis
5.	2/15	Dallas	99-84	W 3-2	2-0		16 Sabonis	11 B.Grant
6.	2/17	Denver	100-85	W 4-2	3-0		19 Rider	17 B.Grant
7.	2/19	Boston	106-86	W 5-2	4-0		21 B.Grant	18 B.Grant
8.	2/20	Golden State	90-84	W 6-2	5-0		27 Rider	24 B.Grant
9.	2/24	@ New Jersey	94-85	W 7-2		2-2	22 Williams	12 Sabonis
10.	2/26	@ Charlotte	95-97	L 7-3		2-3	27 Rider	10 Sabonis
11.	2/27	@ Washington	82-81	W 8-3		3-3	19 B.Grant	18 B.Grant
12.	2/28	@ Minnesota	100-93	W 9-3		4-3	22 Wallace	8 B.Grant,Sabonis
13.	3/2	Utah	102-100 (2ot)	W 10-3	6-0		22 Wallace	12 B.Grant
14.	3/3	@ Sacramento	97-93 (ot)	W 11-3		5-3	20 B.Grant	18 B.Grant
15.	3/5	Minnesota	97-85	W 12-3	7-0		17 Wallace	15 Sabonis
16.	3/7	Houston	111-71	W 13-3	8-0		21 Rider	6 B.Grant,O'Neal
17.	3/8	@ Vancouver	92-73	W 14-3		6-3	21 Jackson	9 B.Grant
18.	3/9	Sacramento	103-98	W 15-3	9-0		21 Rider	11 B.Grant
19.	3/12	Utah	77-91	L 15-4	9-1		20 Stoudamire	8 Sabonis
20.	3/13	@ LA Clippers	106-96	W 16-4		7-3	25 B.Grant	14 B.Grant
21.	3/15	@ Dallas	106-91	W 17-4		8-3	30 Rider	16 Sabonis
22.	3/16	@ Houston	93-101	L 17-5		8-4	17 Stoudamire	9 B.Grant,Sabonis
23.	3/18	@ Sacramento	88-78	W 18-5		9-4	25 Wallace	13 Wallace
24.	3/19	San Antonio	90-85	W 19-5	10-1		28 Sabonis	12 B.Grant
25.	3/21	Philadelphia	91-75	W 20-5	11-1		26 Wallace	10 Sabonis
26.	3/23	Golden State	79-72	W 21-5	12-1		15 Rider	12 B.Grant
27.	3/25	Phoenix	97-84	W 22-5	13-1		22 B.Grant	14 B.Grant
28.	3/28	@ Phoenix	88-86	W 23-5		10-4	18 Sabonis,Williams	14 B.Grant
29.	3/30	@ Golden State	90-93	L 23-6	13-1	10-5	21 Sabonis	12 Sabonis
30.	3/31	Sacramento	100-86	W 24-6	14-1		21 Stoudamire	9 B.Grant
31.	4/2	Seattle	107-95	W 25-6	15-1		23 Rider	12 Sabonis
32.	4/3	Phoenix	98-93	W 26-6	16-1		20 Wallace	9 Cato
33.	4/6	Vancouver	98-89	W 27-6	17-1		15 Wallace,Rider,Williams	8 Sabonis
34.	4/8	@ Seattle	86-87	L 27-7		10-6	14 Wallace	12 B.Grant
35.	4/10	@ LA Clippers	97-70	W 28-7		11-6	19 Wallace	5 B.Gr.,Sab.,Jackson,Williams
36.	4/11	LA Clippers	83-89	L 28-8	17-2		17 Rider	11 Cato
37.	4/13	LA Lakers	113-86	W 29-8	18-2		16 Rider,Stoudamire	8 B.Grant
38.	4/15	@ Houston	76-86	L 29-9		11-7	19 Stoudamire	16 B.Grant
39.	4/16	@ San Antonio	80-81	L 29-10		11-8	23 Wallace	12 Wallace
40.	4/17	@ Dallas	102-94	W 30-10		12-8	23 Anthony	9 B.Grant
41.	4/21	LA Lakers	88-82	W 31-10	19-2		21 Wallace	11 Sabonis
42.	4/23	@ Utah	85-96	L 31-11		12-9	13 Jackson	6 B.Grant
43.	4/25	Minnesota	100-84	W 32-11	20-2		24 B.Grant	11 B.Grant,Wallace
44.	4/26	Denver	93-77	W 33-11	21-2		28 Williams	9 Sabonis
45.	4/28	Seattle	119-84	W 34-11	22-2		31 Stoudamire	11 Sabonis
46.	4/29	@ LA Lakers	89-108	L 34-12		12-10	17 Stoudamire	10 B.Grant
47.	5/1	@ San Antonio	90-98 (ot)	L 34-13		12-11	14 Sabonis	11 B.Grant
48.	5/2	@ Denver	110-102	W 35-13		13-11	17 Stoudamire	9 B.Grant
49.	5/4	San Antonio	81-87	L 35-14	22-3		18 Sabonis	10 B.Grant
50.	5/5	@ LA Lakers	91-119	L 35-15		13-12	23 Wallace,O'Neal	8 B.Grant,Cato

See Playoff section for 1999 Playoff game-by-game scores



Left to right, first row: Elston Turner, Jim Eyen, Mike Dunleavy, Bob Whitsitt, Paul Allen, Bert Kolde, Tony Brown, Bill Musselman, Tim Grgurich. Second row: Steve Smith, Detlef Schrempf, Rasheed Wallace, Jermaine O'Neal, Arvydas Sabonis, Joe Kleine, Antonio Harvey, Nikita Morgunov, Brian Grant, Scottie Pippen. Third row: Bob Medina, Damon Stoudamire, Gary Grant, Stacey Augmon, Bonzi Wells, Greg Anthony, Geoff Clark, Jay Jensen.

**IN REVIEW** --- Three losses---two of them on the basketball court---clouded an otherwise outstanding season for the Trail Blazers who recorded 59 victories to match their second-best best finish in franchise history. The biggest setback came May 5, just two days before the team opened its semifinal playoff series against Utah, when popular assistant coach Bill Musselman lost a six-month battle with a rare disease, primary systemic amyloidosis. Two weeks earlier, the Blazers lost their regular season finale at home to Denver, 96-95, and failed to post the franchise's second 60-win season. But the hardest hit happened June 4 in L.A. when Portland came within one quarter of making the club's fourth trip to the NBA Finals. Leading, 73-58, early in the fourth period of the deciding Western Conference Championship game, the Blazers were outscored 31-11 in the last 11 minutes as the Lakers went on to win, 89-85, and advance to the Finals. A lot of good things happened before that. A balanced Blazers team made it to the playoffs for the 18th consecutive year and the 23rd time in 24 campaigns by posting the league's second-best record, 59-23. They started off with their best November in history, going 13-3, and were 12-2 in February, the best record ever for that month. The latter was part of a 27-4 Blazers run. Portland posted its best road record in history, 29-12; was 21-7 overall against the seven other Western playoff teams; had the third best defense in the league; shot an NBA-best 47% from the field, and was second in point differential, outscoring opponents by an average of 6.4 ppg.

**HONORS** --- Scottie Pippen was selected on NBA's All-Defense 2nd team . . . Mike Dunleavy was named NBA Coach of the Month in November after guiding the team to a 13-3 start, including 8-2 on the road . . . Rasheed Wallace was fifth in the league in field goal percentage . . . Wallace was selected to play in his first NBA All-Star Game, recording 9 points and 4 rebounds in 21 minutes.

**DRAFT PICKS** --- None. (Traded 1st Round pick to Detroit for draft rights to Bonzi Wells). **KEY TRANSACTIONS** --- Acquired Steve Smith and Ed Gray from Atlanta for Isaiah Rider and Jim Jackson; acquired Scottie Pippen from Houston for Stacey Augmon, Kelvin Cato, Ed Gray, Carlos Rogers, Brian Shaw and Walt Williams; signed free agent Detlef Schrempf and re-signed free agent Stacey Augmon.

**Overall record: 59-23 (2nd in league, 2nd in conference, 2nd in division)**

**Home record: 30-11 (tie, 7th in league), Road record: 39-12 (tie, 2nd in league)**

**Lost to LA Lakers in Western Conference Finals, 4-3.**

## 1999-2000 PORTLAND TRAIL BLAZERS STATISTICS


	G	St	Min	FG	FGA	Pct.	3FG	3AT	Pct.	FT	FTA	Pct.	Off	Def	Reb	Ast.	PF-DQ	Stl	Blk	Pts	Avg.
Rasheed Wallace	81	77	2845	542	1045	.519	8	50	.160	233	331	.704	129	437	566	142	216-2	87	107	1325	16.4
Steve Smith	82	81	2689	420	900	.467	96	241	.398	289	340	.850	123	190	313	209	214-0	71	31	1225	14.9
DamonStoudamire	78	78	2372	386	894	.432	80	212	.377	122	145	.841	61	182	243	405	173-0	77	1	974	12.5
Scottie Pippen	82	82	2749	388	860	.451	86	263	.327	160	223	.737	114	399	513	405	204-0	117	41	1022	12.5
Arvydas Sabonis	66	61	1688	302	598	.505	7	19	.368	167	198	.843	97	416	513	118	184-3	43	78	778	11.8
Bonzi Wells	66	0	1162	236	480	.492	20	53	.377	88	129	.682	78	104	182	97	153-3	69	12	580	8.8
Detlef Schrempf	77	6	1662	187	433	.432	21	52	.404	179	215	.833	79	253	332	197	182-0	37	17	574	7.5
Brian Grant	63	14	1322	173	352	.491	1	2	500	112	166	.675	121	223	344	64	166-2	32	28	459	7.3
Greg Anthony	82	3	1548	169	416	.406	88	233	.378	88	114	.772	17	116	133	208	143-0	59	9	514	6.3
Gary Grant	3	0	24	6	14	.429	0	0	000	0	0	000	0	3	3	1	3-0	1	0	12	4.0
Jermaine O'Neal	70	8	859	108	222	.486	0	1	000	57	98	.582	97	132	229	18	127-1	11	55	273	3.9
Stacey Augmon	59	0	692	83	175	.474	0	2	000	37	55	.673	42	74	116	53	69-0	27	11	203	3.4
Antonio Harvey	19	0	137	17	30	.567	0	0	000	7	12	.583	8	25	33	5	20-0	1	6	41	2.2
Joe Kleine	7	0	31	4	11	.364	0	0	000	3	31	.000	0	6	6	2	7-0	1	0	11	1.6
Portland	82	19780	3021	6430	1470	.407	407	1128	.361	1542	2029	.760	966	2560	3526	1925	1865-11	633	396	7991	97.5
Opponents	82	19780	2825	6557	.431	394	1195	.330	1422	1985	.716	978	2220	3198	1705	1872-12	652	350	7466	91.0	

\* Did not complete season with Trail Blazers

# 1999-2000

	Date	Opponent	Score	Record	Home	Road	Scoring Leader	Rebounding Leader
1.	11/2	@ Vancouver	106-86	W 1-0		1-0	22 Smith	7 Wallace
2.	11/3	LA Clippers	121-98	W 2-0	1-0		23 Stoudamire	13 Sabonis
3.	11/5	Denver	95-83	W 3-0	2-0		22 Smith	8 Schrempt
4.	11/6	LA Lakers	97-82	W 4-0	3-0		19 Pippen	8 Pippen
5.	11/9	@ Utah	87-92	L 4-1		1-1	26 Smith	9 Sabonis
6.	11/12	@ Denver	93-78	W 5-1		2-1	19 Wallace	11 Wallace
7.	11/13	Atlanta	131-95	W 6-1	4-0		20 Stoudamire	10 O'Neal
8.	11/16	@ Miami	101-96	W 7-1		3-1	22 Wallace	13 Pippen
9.	11/17	@ Orlando	81-79	W 8-1		4-1	13 Wallace	11 Wallace
10.	11/19	@ Philadelphia	97-91	W 9-1		5-1	21 Wallace	10 Sabonis
11.	11/20	@ Charlotte	100-96 (ot)	W 10-1		6-1	24 Anthony	8 Sabonis
12.	11/23	@ Cleveland	100-103	L 10-2		6-2	22 Schrempt	11 Pippen
13.	11/24	@ Minnesota	88-81	W 11-2		7-2	18 Stoudamire, Smith	10 Pippen, Sabonis
14.	11/26	Houston	91-88 (ot)	W 12-2	5-0		19 Pippen	10 Wallace
15.	11/27	@ LA Clippers	88-71	W 13-2		8-2	24 Stoudamire	12 Wallace
16.	11/29	Indiana	91-93	L 13-3	5-1		20 Pippen, Wallace	11 Wallace
17.	12/1	Charlotte	94-90	W 14-3	6-1		18 Schrempt	9 Wallace, Smith, Schrempt
18.	12/3	@ LA Lakers	80-93	L 14-4		8-3	23 Stoudamire	10 Pippen
19.	12/5	@ Phoenix	92-90	W 15-4		9-3	21 Wallace	10 Sabonis
20.	12/7	Miami	76-86	L 15-5	6-2		19 Anthony	8 Wallace
21.	12/9	Minnesota	90-86	W 16-5	7-2		23 Wallace	10 B. Grant
22.	12/11	@ Sacramento	101-96	W 17-5		10-3	24 Wallace, Pippen	11 Wallace, Sabonis
23.	12/16	@ Seattle	107-81	W 18-5		11-3	20 Stoudamire	9 Wallace, B. Grant
24.	12/17	Phoenix	102-110	L 18-6	7-3		22 Stoudamire	10 Pippen
25.	12/20	@ Denver	88-97	L 18-7		11-4	19 Stoudamire	10 Wallace
26.	12/21	@ Houston	89-79	W 19-7		12-4	22 Smith	8 Pippen, B. Grant
27.	12/23	Golden State	111-91	W 20-7	8-3		20 Wallace	7 Sabonis
28.	12/28	Seattle	94-89	W 21-7	9-3		24 Wallace	8 Sabonis, Wallace
29.	12/30	Philadelphia	108-90	W 22-7	10-3		23 Wallace	11 Wallace
30.	1/3	@ Chicago	88-63	W 23-7		13-4	16 Stoudamire	8 Sabonis
31.	1/4	@ Toronto	114-90	W 24-7		14-4	22 Stoudamire	10 Sabonis
32.	1/6	@ Minnesota	96-98	L 24-8		14-5	24 Wallace	7 B. Grant
33.	1/8	Phoenix	96-91	W 25-8	11-3		23 Wells	11 B. Grant
34.	1/10	Dallas	107-94	W 26-8	12-3		17 Pip, Stoud., Schrempt	8 B. Grant, Pippen
35.	1/12	Cleveland	95-75	W 27-8	13-3		25 Wallace	9 Wallace, Wallace
36.	1/14	@ Phoenix	105-83	W 28-8		15-5	23 Sabonis	10 Sabonis
37.	1/15	@ Dallas	105-113	L 28-9		15-6	22 Pippen	9 Pippen
38.	1/18	@ Houston	89-90	L 28-10		15-7	21 Smith	9 Pippen
39.	1/19	@ San Antonio	105-95	W 29-10		16-7	22 Wallace	7 Pippen, Sabonis
40.	1/22	@ LA Lakers	95-91	W 30-10		17-7	27 Smith	12 Wallace
41.	1/24	New Jersey	101-87	W 31-10	14-3		21 Sabonis	13 Sabonis
42.	1/27	Utah	85-75	W 32-10	15-3		14 O'Neal	12 B. Grant
43.	1/29	San Antonio	81-67	W 33-10	16-3		15 Smith	8 Sabonis
44.	2/1	Chicago	92-81	W 34-10	17-3		19 B. Grant	9 Wallace
45.	2/3	@ New York	88-98	L 34-11		17-8	18 Smith, Wells	9 B. Grant, Pippen
46.	2/4	@ Atlanta	97-90	W 35-11		18-8	21 Smith	12 Sabonis
47.	2/6	@ Boston	100-94	W 36-11		19-8	23 Smith	8 B. Grant, O'Neal
48.	2/7	@ Milwaukee	118-111	W 37-11		20-8	24 Smith	7 B. Grant
49.	2/9	LA Clippers	107-100	W 38-11	18-3		23 Sabonis	13 Wallace
50.	2/15	@ Golden State	92-83	W 39-11		21-8	21 Sabonis	16 Sabonis
51.	2/16	Golden State	99-95	W 40-11	19-3		20 Sabonis	11 Sabonis
52.	2/18	Washington	93-85	W 41-11	20-3		17 Sabonis	11 Wallace, B. Grant
53.	2/20	@ Sacramento	108-103 (ot)	W 42-11		22-8	24 Wallace	14 Sabonis
54.	2/21	Boston	105-92	W 43-11	21-3		19 Sabonis	8 Sabonis
55.	2/24	Orlando	111-92	W 44-11	22-3		30 Stoudamire	8 Sabonis
56.	2/27	Utah	101-92	W 45-11	23-3		17 Sabonis, Wallace	9 Wallace
57.	2/29	LA Lakers	87-90	L 45-12	23-4		19 Pippen	11 Sabonis
58.	3/3	Vancouver	101-91	W 46-12	24-4		19 Smith	9 Wallace
59.	3/6	Toronto	90-109	L 46-13	24-5		27 Wallace	11 Sabonis
60.	3/8	@ New Jersey	103-115	L 46-14		22-9	19 Wallace	9 O'Neal
61.	3/9	@ Indiana	119-127 (ot)	L 46-15		22-10	29 Wells	11 Sabonis, Wallace
62.	3/11	@ Detroit	99-94	W 47-15		23-10	24 Wallace	7 Wallace, Pippen
63.	3/12	@ Washington	102-86	W 48-15		24-10	16 Stoudamire	13 Sabonis
64.	3/14	Sacramento	96-91	W 49-15	25-5		20 Sabonis	16 Sabonis
65.	3/16	Minnesota	92-96	L 49-16	25-6		21 Pippen	9 Sabonis, O'Neal
66.	3/18	@ Seattle	97-96	W 50-16		25-10	24 Wallace	11 Sabonis
67.	3/22	Detroit	95-104	L 50-17	25-7		20 Wallace, Stoudamire	9 Wallace
68.	3/24	@ Golden State	96-83	W 51-17		26-10	26 Stoudamire	10 O'Neal
69.	3/26	New York	89-93	L 51-18	25-8		20 Stoud., Pip., Wallace	10 Wallace
70.	3/28	San Antonio	85-89	L 51-19	25-9		25 Pippen	6 Wallace, Pippen
71.	3/30	Dallas	96-85	W 52-19	26-9		34 Wallace	9 Wallace
72.	4/1	Milwaukee	113-79	W 53-19	27-9		31 Stoudamire	8 Schrempt
73.	4/2	Seattle	95-82	W 54-19	28-9		21 Smith	8 Schrempt
74.	4/5	Houston	105-118	L 54-20	28-10		24 Smith	12 B. Grant
75.	4/6	@ Vancouver	87-89	L 54-21		26-11	28 Wallace	9 Pippen
76.	4/8	Vancouver	98-85	W 55-21	29-10		27 Smith	8 Wallace
77.	4/10	@ Utah	90-86	W 56-21		27-11	16 Smith, B. Grant	7 Wallace, B. Grant
78.	4/11	@ Dallas	81-92	L 56-22		27-12	13 Wallace	12 B. Grant
79.	4/13	@ San Antonio	93-77	W 57-22		28-12	27 Wallace	8 Wallace
80.	4/16	Sacramento	102-95	W 58-22	30-10		18 Wallace	9 Wallace
81.	4/18	@ LA Clippers	116-100	W 59-22		29-12	24 Smith	8 Wallace, Sabonis
82.	4/19	Denver	95-96	L 59-23	30-11		18 Wells	11 O'Neal

See Playoff section for 2000 Playoff game-by-game scores



*Left to right, first row:* Neal Meyer, Mike D'Antoni, Tony Brown, Bob Whitsitt, Paul Allen, Mike Dunleavy, Jim Eyen, Tim Grurich, Gary Grant. *Second row:* Steve Smith, Detlef Schrempf, Rasheed Wallace, Dale Davis, Arvydas Sabonis, Will Perdue, Antonio Harvey, Shawn Kemp, Scottie Pippen, Bonzi Wells. *Third row:* Bob Medina, Damon Stoudamire, Greg Anthony, Stacey Augmon, Rod Strickland, Erick Barkley, Geoff Clark, Jay Jensen.

**IN REVIEW** --- On March 3, the Trail Blazers won their fourth consecutive game, a 122-91 rout of Golden State, had the best record in the Western Conference by a half game and the league's secondbest mark behind the Sixers. They boasted the NBA's best road record at 18-12. Coach Mike Dunleavy's charges were serving notice they were ready to follow their 2000 playoff successes with another run at the Western Conference title. Their glitzy record in early March was fueled by a season-best 10-game winning streak that began just before Christmas and included solid road victories over the Lakers, Utah and Philadelphia. It was part of a run in which the Blazers won 13 of 14 and 17 of 20. However, things started to unravel on March 6 with a 105-97 Moda Center loss to lowly Vancouver. That started a stretch run during which the Blazers won only eight of their remaining 22 games and were just 4-7 at home. Rather than securing homecourt playoff advantage, Portland finished eight games off the pace in the conference, good enough for the seventh seed in the West. That earned the Blazers a First Round faceoff with their nemesis from the year before, the defending champion Lakers, who swept the series in three games.

**HONORS** --- Bonzi Wells was 2nd and Rasheed Wallace 5th in the league in FG percentage . . . Wallace registered 2 points, 4 rebounds and 2 assists and 21 points in his second All-Star Game.

**CHANGES** --- Mike D'Antoni named assistant coach. **DRAFT PICKS** --- Erick Barkley, St. Johns (1st Round). **KEY TRANSACTIONS** --- Sent Brian Grant to Miami and Gary Grant to Cleveland as part of a three-team, five-player trade that brought Shawn Kemp to Portland; Traded Jermaine O'Neal and Joe Kleine to Indiana for Dale Davis; Signed free agents Will Perdue and Rod Strickland and re-signed free agent Gary Grant.

**Overall record:** 50-32 (tie, 9th in league, 7th in conference, 4th in division)

**Home record:** 28-13 (tie, 11th in league), **Road record:** 22-19 (tie, 6th in league)

**Lost to LA Lakers in Western Conference First Round, 3-0.**

## 2000-01 PORTLAND TRAIL BLAZERS STATISTICS


	G	St	Min	FG	FGA	Pct.	3FG	3AT	Pct.	FT	FTA	Pct.	Off	Def	Reb	Ass.	PF-DQ	Stl	Blk	Pts	Avg.
Rasheed Wallace	77	75	2940	590	1178	.501	52	162	.321	245	320	.766	147	455	602	212	206-2	90	135	1477	19.2
Steve Smith	81	36	2542	359	788	.456	78	230	.339	309	347	.890	87	185	272	213	203-0	48	24	1105	13.6
Dam. Stoudamire	82	82	2655	406	935	.434	82	219	.374	172	207	.831	69	234	303	468	202-1	106	8	1066	13.0
Bonzi Wells	75	46	1995	387	726	.533	17	50	.340	159	240	.663	120	247	367	208	203-1	94	20	950	12.7
Scottie Pippen	64	60	2133	269	596	.451	64	186	.344	119	161	.739	70	263	333	294	158-2	94	35	721	11.3
Arvydas Sabonis	61	42	1299	247	516	.479	1	15	.067	121	156	.776	51	280	331	91	137-2	40	623	616	10.1
Dale Davis	81	43	2162	242	487	.497	0	4	.000	96	152	.632	233	373	606	103	199-0	44	76	580	7.2
Shawn Kemp	68	3	1083	168	413	.407	4	11	.364	101	131	.771	63	196	259	65	184-3	45	23	441	6.5
Greg Anthony	58	0	856	97	253	.383	65	159	.409	23	35	.657	21	40	61	82	63-0	40	3	282	4.9
Stacey Augmon	66	23	1182	127	266	.477	0	4	.000	57	87	.655	60	99	159	98	105-0	48	21	311	4.7
Rod Strickland	21	0	351	41	98	.418	0	1	.000	15	26	.577	11	24	35	72	21-0	10	1	97	4.6
Detlef Schrempf	26	0	397	39	95	.411	3	8	.375	23	27	.852	17	61	78	44	43-0	7	3	104	4.0
Antonio Harvey	12	0	72	13	28	.464	0	0	.000	5	6	.833	5	9	14	4	10-0	1	6	31	2.6
Gary Grant*	4	0	17	5	7	.714	0	0	.000	0	0	.000	0	0	0	1	1-0	0	0	10	2.5
Erick Barkley	8	0	38	8	22	.364	3	8	.375	0	0	.000	0	3	6	2	2-0	2	0	19	2.4
Will Perdue	13	0	58	6	9	.667	0	0	.000	2	4	.500	6	12	18	2	8-0	3	2	14	1.1
Portland	82	19780	3004	6417	1468	.369	1057	349	1447	1899	762	960	2481	3441	1963	1745-11	672	419	7824	95.4	
Opponent	82	19780	2819	6436	1438	.406	1103	368	1436	1930	744	946	2238	3184	1745	1738-11	646	324	7480	91.2	

\* Did not complete season with Trail Blazers

	Date	Opponent	Score	Record	Home	Road	Scoring Leader	Rebounding Leader
1.	10/31	LA Lakers	86-96	L 0-1	0-1		26 Wallace	7 Wallace
2.	11/2	@ Phoenix	82-108	L 0-2		0-1	21 Kemp	9 Wallace
3.	11/4	@ Seattle	97-90	W 1-2		1-1	21 Stoudamire	14 Kemp
4.	11/6	@ Sacramento	75-79	L 1-3		1-2	24 Wallace	11 Davis
5.	11/7	Atlanta	97-88	W 2-3	1-1		22 Smith	10 Davis
6.	11/9	Denver	107-91	W 3-3	2-1		17 Smith,Davis,Wells	10 Wallace
7.	11/11	Houston	111-88	W 4-3	3-1		25 Smith	11 Davis
8.	11/13	@ New Jersey	94-82	W 5-3		2-2	17 Smith	17 Davis
9.	11/14	@ Atlanta	97-99	L 5-4		2-3	25 Wallace	8 Davis
10.	11/16	@ Toronto	86-80	W 6-4		3-3	25 Wallace	14 Davis
11.	11/18	@ Miami	80-86	L 6-5		3-4	20 Wallace	11 Wallace
12.	11/19	@ Orlando	110-102 (ot)	W 7-5		4-4	37 Wallace	9 Wells,Stoudamire
13.	11/21	@ Washington	104-94	W 8-5		5-4	22 Smith	10 Pippen
14.	11/22	@ Milwaukee	93-84	W 9-5		6-4	18 Wallace	8 Davis,Pippen,Wallace
15.	11/25	New Jersey	86-84	W 10-5	4-1		25 Wallace	9 Davis
16.	11/28	Seattle	93-105	L 10-6	4-2		20 Stoudamire	10 Wallace
17.	11/30	Dallas	95-84	W 11-6	5-2		28 Wallace	8 Davis, Augmon
18.	12/2	@ Houston	96-85	W 12-6		7-4	31 Stoudamire	12 Davis
19.	12/3	@ Phoenix	79-84	L 12-7		7-5	16 Wallace	13 Davis
20.	12/6	Toronto	95-88	W 13-7	6-2		21 Stoudamire	13 Wallace
21.	12/8	Philadelphia	94-107	L 13-8	6-3		17 Smith	11 Sabonis
22.	12/9	Detroit	114-83	W 14-8	7-3		21 Stoudamire	9 Sabonis
23.	12/12	@ Golden State	101-93	W 15-8		8-5	29 Wallace	11 Wallace
24.	12/13	LA Lakers	96-86	W 16-8	8-3		25 Wallace	13 Wallace
25.	12/15	Orlando	106-96	W 17-8	9-3		22 Wallace	10 Wallace
26.	12/20	@ Dallas	101-106	L 17-9		8-6	22 Stoudamire	7 Wallace,Sabonis
27.	12/22	@ Denver	96-116	L 17-10		8-7	22 Stoudamire	10 Davis
28.	12/23	Washington	87-70	W 18-10	10-3		25 Wallace	13 Wallace
29.	12/25	@ LA Lakers	109-104	W 19-10		9-7	33 Wallace	10 Wells
30.	12/28	@ Utah	103-102 (ot)	W 20-10		10-7	32 Stoudamire	7 Pippen,Sabonis
31.	12/29	Vancouver	104-81	W 21-10	11-3		20 Sabonis	9 Kemp
32.	1/1	Charlotte	89-67	W 22-10	12-3		16 Wells	18 Wallace
33.	1/3	Indiana	102-86	W 23-10	13-3		27 Wells	9 Wallace
34.	1/5	Milwaukee	119-115	W 24-10	14-3		26 Smith	7 Wallace
35.	1/8	@ Boston	98-90	W 25-10		11-7	22 Pippen	12 Wallace,Kemp
36.	1/10	@ Philadelphia	93-75	W 26-10		12-7	18 Wallace	10 Wallace
37.	1/11	@ Charlotte	83-70	W 27-10		13-7	16 Stoudamire,Smith	15 Davis
38.	1/13	@ New York	78-91	L 27-11		13-8	15 Smith	13 Wallace
39.	1/14	@ Detroit	103-96	W 28-11		14-8	28 Wells	14 Wells
40.	1/16	Cleveland	103-83	W 29-11	15-3		22 Wells	8 Kemp,Smith
41.	1/18	Miami	85-74	W 30-11	16-3		22 Wells	10 Wells
42.	1/20	Sacramento	101-111	L 30-12	16-4		25 Wallace	8 Sabonis
43.	1/22	@ Cleveland	58-84	L 30-13		14-9	12 Wallace,Augmon,Wells	7 Wallace,Augmon
44.	1/23	@ Chicago	104-100	W 31-13		15-9	20 Anthony	12 Davis
45.	1/25	@ Indiana	92-82	W 32-13		16-9	22 Wallace,Smith	10 Davis
46.	1/27	@ Minnesota	80-93	L 32-14		16-10	21 Wells	11 Wells
47.	1/30	Chicago	92-81	W 33-14	17-4		23 Sabonis	8 Davis
48.	2/1	Phoenix	100-92	W 34-14	18-4		20 Smith	12 Davis
49.	2/3	@ LA Clippers	89-90	L 34-15		16-11	22 Wells	13 Davis
50.	2/7	Seattle	97-80	W 35-15	19-4		21 Stoudamire	13 Davis
51.	2/13	Minnesota	109-98	W 36-15	20-4		18 Wells,Wallace	10 Smith
52.	2/15	Sacramento	105-81	W 37-15	21-4		20 Stoudamire	9 Davis
53.	2/17	Boston	81-85	L 37-16	21-5		23 Wallace	10 Sabonis
54.	2/20	Denver	104-94	W 38-16	22-5		42 Wallace	7 Wallace,Schrempf
55.	2/22	Utah	84-90	L 38-17	22-6		32 Wallace	11 Wallace
56.	2/24	@ LA Clippers	120-123 (ot)	L 38-18		16-12	35 Wallace	9 Wallace,Davis
57.	2/26	@ Houston	95-89	W 39-18		17-12	27 Wallace	9 Davis,Stoudamire
58.	2/27	@ San Antonio	95-87	W 40-18		18-12	22 Wallace	9 Wallace,Pippen
59.	3/1	LA Clippers	94-81	W 41-18	23-6		23 Sabonis	8 Davis
60.	3/3	Golden State	122-91	W 42-18	24-6		18 Smith,Wells	11 Schrempf
61.	3/6	Vancouver	97-105	L 42-19	24-7		15 Stoud.,Pippen,Wells	8 Davis
62.	3/8	San Antonio	79-93	L 42-20	24-8		16 Wells	9 Wells
63.	3/9	@ Vancouver	85-95	L 42-21		18-13	24 Wells	11 Pippen
64.	3/13	@ Seattle	90-99	L 42-22		18-14	19 Wallace	8 Pippen,Wallace
65.	3/14	Phoenix	79-84	L 42-23	24-9		29 Wallace	11 Wallace
66.	3/16	Utah	90-87	W 43-23	25-9		20 Pippen	6 Smith
67.	3/19	@ San Antonio	85-98	L 43-24		18-15	23 Smith	9 Davis
68.	3/20	@ Dallas	96-88	W 44-24		19-15	18 Wallace	11 Davis
69.	3/22	@ Utah	101-99	W 45-24		20-15	25 Pippen	7 Wallace,Pippen
70.	3/26	LA Clippers	104-96	W 46-24	26-9		19 Wallace,Smith	11 Sabonis
71.	3/28	Dallas	84-94	L 46-25	26-10		19 Sabonis	7 Wallace,Pippen,Sabonis
72.	3/30	New York	96-79	W 47-25	27-10		30 Wallace	9 Davis
73.	4/1	Minnesota	95-99	L 47-26	27-11		25 Smith	11 Wells
74.	4/3	@ Denver	92-94	L 47-27		20-16	17 Smith,Stoudamire	13 Davis
75.	4/4	@ Minnesota	79-83	L 47-28		20-17	13 Smith,Wallace	10 Pippen
76.	4/6	@ Golden State	122-91	W 48-28		21-17	32 Sabonis	10 Sabonis,Stoudamire
77.	4/8	@ Sacramento	89-98	L 48-29		21-18	21 Pippen	11 Wallace
78.	4/10	Golden State	116-88	W 49-29	28-11		23 Stoudamire	6 Wallace
79.	4/12	@ Vancouver	100-87	W 50-29		22-18	27 Wallace	15 Davis
80.	4/13	Houston	103-109	L 50-30	28-12		28 Pippen	8 Sabonis
81.	4/15	@ LA Lakers	100-105	L 50-31		22-19	28 Wallace	8 Sabonis
82.	4/17	San Antonio	93-99	L 50-32	28-13		28 Stoudamire	16 Davis

See Playoff section for 2001 Playoff game-by-game scores





Left to right, first row: Herb Brown, Dan Panaggio, Bob Whitsitt, Paul Allen, Maurice Cheeks, Jim Lynam, Caldwell Jones. Second row: Ruben Patterson, Zach Randolph, Chris Dudley, Dale Davis, Ruben Boumtje-Boumtje, Shawn Kemp, Rasheed Wallace, Scottie Pippen, Bonzie Wells, Mitchell Butler. Third row: Bob Medina, Damon Stoudamire, Erick Barkley, Derek Anderson, Rick Brunson, Steve Kerr, Geoff Clark, Jay Jensen.

**IN REVIEW** --- Things were looking grim for the Blazers as they began the new year. On January 2, they lost at home to Toronto to drop their record to 13-18, the farthest below .500 since 1996. First-year coach Mo Cheeks was searching for answers. It was obvious he had found what he was looking for, because by March 23, the Blazers were the hottest team in the NBA. They had gone from five games below to 17 games above the break-even mark; they had won 30 of 38 contests including a 12-game win streak, the second longest in club history. Included in the run was a six-game string of victories on the road, fired by a four-game sweep of Eastern Conference foes. A stretch-run swing, during which they lost six of eight outings from March 29 to April 12, kept them from reaching the 50-win plateau for the ninth time in franchise history and sent them, as the West's sixth seed, up against their old playoffs nemesis, the Los Angeles Lakers. The eventual world champs swept the best-of-five series in three games.

**HONORS** --- Damon Stoudamire 4th in the NBA in FT percentage (.888); Rasheed Wallace 7th in FG percentage (.515)

**CHANGES** --- Maurice Cheeks replaces Mike Dunleavy, becoming Portland's 10th head coach; Herb Brown, Caldwell Jones, Jimmy Lynam, Dan Panaggio are named assistant coaches. **DRAFT PICKS** --- Zach Randolph, Michigan State; Ruben Boumtje-Boumtje, Georgetown. **KEY TRANSACTIONS** --- Traded Greg Anthony to Chicago for 2002 second round draft pick; traded Steve Smith to San Antonio for Derek Anderson and Steve Kerr; signed free agents Chris Dudley, Rick Brunson, Mitchell Butler.

**Overall record: 49-33 (tie, 8th in league, 6th in conference, 3rd in division)**

**Home record: 30-11 (tie, 5th in league), Road record: 19-22 (tie, 10th in league)**

**Lost to LA Lakers in Western Conference First Round, 3-0.**

## 2001-02 PORTLAND TRAIL BLAZERS STATISTICS

	G	St	Min	FG	FGA	Pct.	3FG	3AT	Pct.	FT	FTA	Pct.	Off	Def	Reb	Ast	PF-DDQ	Stl	Blk	Pts	Avg.
Rasheed Wallace	79	79	2363	603	1287	.469	114	317	.360	201	274	.734	136	509	645	152	212-0	101	101	1521	19.3
Bonzie Wells	74	69	2348	487	1039	.469	66	172	.384	215	290	.741	121	323	444	204	208-0	113	25	1255	17.0
Dam.Stoudamire	75	71	2796	369	918	.402	104	295	.353	174	196	.888	78	214	292	490	153-0	67	7	1016	13.5
Ruben Patterson	75	13	1765	319	619	.515	9	36	.250	192	274	.701	155	143	298	107	140-1	79	37	839	11.2
Derek Anderson	70	27	1860	247	612	.404	85	228	.373	178	208	.856	47	142	189	216	113-1	68	8	757	10.8
Scottie Pippen	62	60	1996	246	599	.411	54	177	.305	113	146	.774	77	244	321	363	162-3	101	35	659	10.6
Dale Davis	78	77	2447	296	580	.510	0	0	.000	150	212	.708	262	426	688	96	193-1	62	83	742	9.5
Shawn Kemp	75	5	1232	175	407	.430	0	4	.000	104	131	.794	90	198	288	52	184-1	43	33	454	6.1
Steve Kerr	65	0	775	102	217	.470	26	66	.394	39	40	.975	6	54	60	63	49-0	13	1	269	4.1
Erick Barkley	19	4	228	24	68	.353	1	7	.143	9	10	.900	5	13	18	34	29-0	17	1	58	3.1
Zach Randolph	41	0	238	48	107	.449	0	0	.000	18	27	.667	31	38	69	13	29-0	7	4	114	2.8
Mitchell Butler	11	0	90	10	23	.435	1	3	.333	8	12	.667	6	8	14	5	10-0	0	1	29	2.6
Rick Brunson	59	2	520	45	113	.398	6	11	.545	29	41	.707	23	45	68	114	51-0	25	2	125	2.1
R.Bou.-Boumtje	33	1	245	13	32	.406	0	0	.000	13	25	.520	21	34	55	4	38-0	3	16	39	1.2
Chris Dudley	43	2	327	20	50	.400	0	2	.000	8	15	.533	27	53	80	13	42-0	3	14	48	1.1
Portland	82		19830	3004	6671	.450	466	1318	.354	1451	1901	.763	1085	2444	3529	1926	1613-7	702	368	7925	96.6
Opponents	82		19830	2951	6508	.453	466	1285	.363	1312	1771	.741	890	2328	3218	1945	1651-12	612	410	7680	93.7

Date	Opponent	Score	Record	Home	Road	Scoring Leader	Rebounding Leader
1. 10/30	@ LA Lakers	87-98	L 0-1		0-1	22 Wallace	12 Wallace
2. 10/31	Golden State	92-87	W 1-1	1-0		33 Wells	9 Wallace, Pippen
3. 11/3	San Antonio	90-106	L 1-2	1-1		30 Wells	9 Wallace
4. 11/4	@ Golden State	86-96	L 1-3		0-2	26 Wells	11 Davis
5. 11/6	Utah	101-83	W 2-3	2-1		26 Wallace	6 Wallace, Wells, Pippen
6. 11/8	LA Clippers	119-101	W 3-3	3-1		26 Anderson	8 Wallace
7. 11/10	@ Indiana	96-105	L 3-4		0-3	18 Anderson	13 Davis
8. 11/11	@ Detroit	100-98	W 4-4		1-3	30 Wells	15 Davis
9. 11/13	@ New York	82-89	L 4-5		1-4	17 Anderson, Davis	13 Davis
10. 11/15	@ Memphis	101-85	W 5-5		2-4	27 Wallace	11 Davis
11. 11/17	@ Charlotte	97-87	W 6-5		3-4	23 Wallace	8 Davis
12. 11/20	Houston	87-94	L 6-6	3-2		28 Wells	10 Wallace
13. 11/21	@ Sacramento	83-95	L 6-7		3-5	13 Wells	12 Wallace
14. 11/23	Denver	97-90	W 7-7	4-2		30 Wallace	10 Wallace
15. 11/27	Indiana	96-90	W 8-7	5-2		26 Wallace	9 Patterson
16. 11/30	Milwaukee	101-95	W 9-7	6-2		25 Davis	16 Davis
17. 12/1	Phoenix	83-97	L 9-8	6-3		16 Kerr	11 Davis, Wallace
18. 12/6	Charlotte	89-95	L 9-9	6-4		18 Wallace	9 Wallace
19. 12/8	Seattle	113-92	W 10-9	7-4		28 Wallace	9 Wells, Pippen
20. 12/11	@ Dallas	103-105	L 10-10		3-6	21 Wells	13 Wells
21. 12/14	@ Utah	85-93	L 10-11		3-7	18 Wallace	6 Wallace, Davis
22. 12/15	Orlando	117-106	W 11-11	8-4		37 Wallace	13 Wallace
23. 12/18	@ Houston	101-92	W 12-11		4-7	23 Wallace, Patterson	11 Patterson
24. 12/19	@ San Antonio	79-97	L 12-12		4-8	18 Wallace	12 Wallace
25. 12/21	Detroit	83-81	W 13-12	9-4		22 Wallace	14 Davis
26. 12/22	@ Phoenix	90-102	L 13-13		4-9	27 Stoudamire	13 Wallace
27. 12/26	@ Sacramento	74-89	L 13-14		4-10	25 Wallace	13 Wallace
28. 12/27	Utah	87-99	L 13-15	9-5		22 Stoudamire	7 Wallace, Stoudamire
29. 12/30	Minnesota	93-95	L 13-16	9-6		26 Wallace	6 Wallace
30. 1/1	@ LA Clippers	97-112	L 13-17		4-11	25 Stoudamire	8 Davis
31. 1/2	Toronto	84-95	L 13-18	9-7		22 Wallace	13 Wallace
32. 1/5	Philadelphia	96-88	W 14-18	10-7		30 Wallace	8 Wallace
33. 1/7	@ Cleveland	96-64	W 15-18		5-11	20 Davis	15 Davis
34. 1/8	@ Atlanta	92-101	L 15-19		5-12	26 Wells	14 Wells
35. 1/10	@ Miami	92-85	W 16-19		6-12	23 Wells, Wallace	9 Wells
36. 1/11	@ Orlando	92-84	W 17-19		7-12	25 Stoudamire	10 Pippen
37. 1/13	Cleveland	96-64	W 18-19	11-7		18 Wells	11 Wallace
38. 1/16	@ Phoenix	108-99	W 19-19		8-12	19 Stoud., Wallace	16 Davis
39. 1/17	Miami	90-92	L 19-20	11-8		19 Anderson	12 Wallace
40. 1/19	LA Clippers	113-93	W 20-20	12-8		29 Stoudamire	8 Davis, Stoudamire
41. 1/22	Sacramento	116-100	W 21-20	13-8		34 Wells	15 Wallace
42. 1/24	Memphis	120-82	W 22-20	14-8		20 Wallace	9 Davis
43. 1/29	@ Seattle	92-86	W 23-20		9-12	20 Davis	14 Davis
44. 1/31	Phoenix	105-97	W 24-20	15-8		20 Wallace, Wells	14 Davis
45. 2/2	@ Utah	96-97	L 24-21		9-13	24 Wells	8 Wells
46. 2/3	Chicago	101-96	W 25-21	16-8		19 Wells	11 Davis
47. 2/5	@ Denver	96-97	L 25-22		9-14	31 Patterson	13 Davis
48. 2/6	@ Minnesota	103-113	L 25-23		9-15	35 Wells	15 Davis
49. 2/13	Dallas	114-103	W 26-23	17-8	9-15	24 Wallace	13 Davis
50. 2/15	Boston	104-107	L 26-24	17-9		20 Stoudamire	11 Wells
51. 2/17	LA Lakers	111-105	W 27-24	18-9		27 Wells	10 Wells, Davis
52. 2/18	@ LA Clippers	80-79	W 28-24		10-15	15 Stoudamire	15 Davis
53. 2/20	@ Seattle	90-84	W 29-24		11-15	18 Wallace	13 Davis
54. 2/21	Atlanta	94-79	W 30-24	19-9		20 Wallace	14 Davis
55. 2/23	Denver	101-90	W 31-24	20-9		24 Stoudamire	8 Anderson
56. 2/25	@ Philadelphia	88-83	W 32-24		12-15	29 Wallace	10 Wallace
57. 2/27	@ Washington	105-102	W 33-24		13-15	22 Wallace	14 Wallace
58. 3/1	@ Toronto	91-81	W 34-24		14-15	20 Wallace	16 Davis
59. 3/2	@ Milwaukee	104-103	W 35-24		15-15	24 Wallace	11 Pippen
60. 3/4	Sacramento	107-95	W 36-24	21-9		20 Wells	14 Davis
61. 3/6	Minnesota	85-78	W 37-24	22-9		28 Wallace	15 Wallace
62. 3/8	New Jersey	82-73	W 38-24	23-9		21 Wells	9 Davis
63. 3/9	@ Denver	106-109	L 38-25		15-16	28 Pippen	10 Pippen, Wells
64. 3/15	Dallas	132-106	W 39-25	24-9		37 Wallace	8 Wallace
65. 3/16	Washington	95-80	W 40-25	25-9		25 Wallace	14 Kemp
66. 3/18	@ Boston	100-91	W 41-25		16-16	20 Wells	11 Kemp
67. 3/20	@ New Jersey	82-97	L 41-26		16-17	17 Wallace	9 Pippen
68. 3/22	@ Chicago	109-83	W 42-26		17-17	19 Wallace	7 Kemp
69. 3/23	@ Minnesota	108-99	W 43-26		18-17	21 Stoudamire	11 Pippen
70. 3/25	Memphis	100-103	L 43-27	25-10		34 Wells	8 Kemp
71. 3/27	San Antonio	98-93	W 44-27	26-10		24 Wells	8 Davis
72. 3/29	@ LA Lakers	79-91	L 44-28		18-18	17 Stoudamire	16 Kemp
73. 3/30	Seattle	87-92	L 44-29	26-11		24 Anderson	15 Kemp
74. 4/2	@ Golden State	91-107	L 44-30		18-19	20 Wallace	10 Davis
75. 4/4	New York	88-80	W 45-30	27-11		25 Wallace	18 Davis
76. 4/6	Golden State	113-86	W 46-30	28-11		19 Anderson	13 Wallace
77. 4/8	@ San Antonio	87-99	L 46-31		18-20	23 Stoudamire	8 Wallace
78. 4/9	@ Dallas	88-103	L 46-32		18-21	22 Wells	9 Wells
79. 4/11	@ Memphis	99-102	L 46-33		18-22	22 Wallace	10 Davis
80. 4/12	@ Houston	80-79	W 47-33		19-22	29 Wells	12 Wallace
81. 4/14	LA Lakers	128-120	W 48-33	29-11		33 Wells	13 Wallace
82. 4/17	Houston	92-79	W 49-33	30-11		16 Kerr	10 Kemp

See Playoff Section for 2002 Playoff game-by-game scores



Left to right, first row: Gary Grant, Dan Panaggio, Bob Whitsitt, Paul Allen, Maurice Cheeks, Jim Lynam, Herb Brown. Second row: Ruben Patterson, Qyntel Woods, Zach Randolph, Dale Davis, Chris Dudley, Arvydas Sabonis, Ruben Boumtje Boumtje, Rasheed Wallace, Scottie Pippen, Bonzi Wells. Third row: Bob Medina, Bernard Smith, Damon Stoudamire, Charles Smith, Derek Anderson, Jeff McInnis, Antonio Daniels, Geoff Clark, Jay Jensen.

**IN REVIEW** --- A slow start morphed into a big-time run, leading to a 21st consecutive playoff berth ... Through the first 16 games, the Blazers were just 7-9 and only 5-4 at home ... But then during a torrid two-month run leading up to the All-Star break, Portland was the hottest commodity in the league, winning 22 of 27 games. Fueling the charge was an eight-game winning streak, the longest of the season, and a stunning 13-3 performance on the road ... The Blazers finished with second highest road victory count (23) since making it to the NBA Finals in 1992. ... There was no cool-down after the All-Star break ... The Blazers won 10 of their next 16 and were 20 games over .500 (42-22) with a little over a month left ... After Scottie Pippen, the Blazers floor leader, went to the sidelines with a knee injury on March 12, Portland finished out by playing .500 ball but still ended up with 50 victories. Pippen was the catalyst in the mid-season charge. With the 16-year vet played at the point, the Blazers went 38-16 ... The Trail Blazers, the sixth seed in the West, drew red-hot Dallas in the playoffs, a team that had tied San Antonio for the league's most wins at 60. Portland became only the third team in NBA history to force a game Game 7 after losing the first three in its tough First Round matchup ... The deciding game of the series was a battle for 48 minutes with the Mavs pulling out a 107-95 victory after 21 ties and 13 lead changes ... Bonzi Wells scored a franchise playoff record 45 points in Game 2.

**CHANGES** --- None. **DRAFT PICKS** --- Qyntel Woods, NE Mississippi CC; Jason Jennings, Arkansas State; Frederico Kammerichs, Argentina. **KEY TRANSACTIONS** --- Traded Erick Barkley, Steve Kerr and a 2003 2nd Round draft pick to San Antonio for Antonio Daniels, Amal McCaskill and Charles Smith; signed free agents Jeff McInnis and Arvydas Sabonis.

**Overall record: 50-32 (tie, 5th in league; tie, 5th in conference; tie, 2nd in division)**

**Home record: 27-14 (tie, 13th in league), Road record: 23-18 (tie, 4th in league)**


**Lost to Dallas Mavericks in Western Conference First Round, 4-3.**

### 2002-03 PORTLAND TRAIL BLAZERS STATISTICS

	G	St	Min	FG	FGA	Pct.	3FG	3AT	Pct.	FT	FTA	Pct.	Off	Def	Reb	Ass.	PF-DQ	Stl	Blk	Pts	Avg.
Rasheed Wallace	74	74	2684	515	1094	.471	110	307	.358	200	272	.735	113	435	548	153	223-2	70	77	1340	18.1
Bonzi Wells	75	65	2396	437	990	.441	38	130	.292	226	313	.722	98	296	394	246	220-1	123	18	1138	15.2
Derek Anderson	76	76	2556	355	832	.427	116	331	.350	231	269	.859	53	211	264	325	141-1	90	16	1057	13.9
Scottie Pippen	64	58	1911	265	597	.444	38	133	.286	121	148	.818	57	221	278	285	149-0	105	25	689	10.8
Zach Randolph	77	11	1301	264	515	.513	0	5	.000	122	161	.758	139	204	343	41	141-0	42	14	650	8.4
Ruben Patterson	78	17	1655	254	416	.492	3	20	.150	138	220	.627	120	144	264	101	161-0	73	29	649	8.3
Dale Davis	78	78	2282	237	438	.541	0	0	.000	105	166	.633	233	331	564	94	189-1	51	70	579	7.4
Damon Stoudamire	59	27	1315	156	415	.376	44	114	.386	53	67	.791	40	115	155	204	67-0	39	6	409	6.9
Arvydas Sabonis	78	1	1209	172	361	.476	3	6	.500	129	164	.787	88	247	335	142	141-0	61	49	476	6.1
Jeff McInnis	75	1	1311	188	423	.444	6	35	.171	50	67	.746	22	75	97	170	117-1	21	2	432	5.8
Antonio Daniels	67	2	872	84	186	.452	18	59	.305	65	76	.855	11	61	72	85	43-0	33	9	251	3.7
Qyntel Woods	53	0	334	59	118	.500	3	9	.333	7	20	.350	15	38	53	12	36-1	15	1	128	2.4
Charles Smith	3	0	13	1	4	.250	0	1	.000	3	4	.750	0	0	0	1	3-0	1	0	5	1.7
R. Boumtje-Boumtje	2	0	5	0	1	.000	0	0	.000	0	0	.000	1	0	1	1	0-0	1	0	0	0.0
Chris Dudley	3	0	11	0	1	.000	0	0	.000	0	0	.000	2	0	2	0	3-0	0	0	0	0.0
Portland	82		19855	2987	6491	.460	379	1150	.330	1450	1947	.745	992	2378	3370	1860	1634-8	725	316	7803	95.2
Opponents	82		19855	2987	6540	.450	438	1285	.341	1267	1659	.764	912	2292	3204	1863	1670-11	683	391	7589	92.5

	Date	Opponent	Score	Record	Home	Road	Scoring Leader	Rebounding Leader
1.	10/30	LA Lakers	102-90	W 1-0	1-0		28 Wallace	7 Wells, Sabonis
2.	10/31	@ Sacramento	72-100	L 1-1		0-1	24 Wallace	11 Davis
3.	11/2	Denver	79-96	L 1-2	1-1		21 Wallace	8 Wallace
4.	11/3	@ LA Lakers	95-98 (ot)	L 1-3		0-2	24 Anderson	10 Davis
5.	11/6	Memphis	94-88	W 2-3	2-1		18 Wallace	13 Davis
6.	11/8	@ Phoenix	75-86	L 2-4		0-3	20 Wells	7 Wells
7.	11/9	@ San Antonio	95-76	W 3-4		1-3	19 Wells	12 Patterson
8.	11/11	@ Dallas	73-82	L 3-5		1-4	14 Wallace	10 Sabonis
9.	11/12	@ Houston	83-86	L 3-6		1-5	12 Wells,Pip.,Dav.Sab.	9 Wallace
10.	11/15	LA Clippers	112-88	W 4-6	3-1		28 Anderson	9 Anderson
11.	11/20	Orlando	98-84	W 5-6	4-1		26 Anderson,Wallace	14 Wallace
12.	11/21	@ Seattle	89-85	W 6-6		2-5	16 Wells	9 Wells
13.	11/23	Sacramento	94-95	L 6-7	4-2		30 Wallace	9 Wallace
14.	11/26	Houston	77-71	W 7-7	5-2		16 Wallace	9 Sabonis
15.	11/30	New Jersey	86-93	L 7-8	5-3		20 Wells	9 Sabonis
16.	12/4	Dallas	88-103	L 7-9	5-4		34 Wallace	12 Wallace,Davis
17.	12/6	Miami	88-69	W 8-9	6-4		17 Wells	7 Wallace,Wells,Randolph
18.	12/8	@ Toronto	104-91	W 9-9		3-5	29 Wells	9 Wallace
19.	12/10	@ Washington	98-79	W 10-9		4-5	14 Anderson,Pippen	11 Davis
20.	12/11	@ New Jersey	104-105	L 10-10		4-6	26 Patterson	7 Wells,Randolph
21.	12/13	@ Milwaukee	79-101	L 10-11		4-7	17 Randolph	9 Wallace
22.	12/14	@ Minnesota	98-92 (ot)	W 11-11		5-7	24 Anderson	14 Davis
23.	12/17	New Orleans	102-93	W 12-11	7-4		30 Wells	13 Wallace
24.	12/18	@ LA Clippers	97-93	W 13-11		6-7	30 Wells	9 Wells
25.	12/20	@ Golden State	113-111	W 14-11		7-7	28 Wells	7 Sabonis
26.	12/21	Seattle	81-80	W 15-11	8-4		27 Anderson	9 Wallace
27.	12/27	Utah	103-98	W 16-11	9-4		23 Pippen	9 Wallace
28.	12/28	@ Sacramento	119-113 (ot)	W 17-11		8-7	32 Wells	14 Davis
29.	12/30	@ Detroit	85-74	W 18-11		9-7	19 Wallace	10 Davis
30.	12/31	@ Chicago	87-102	L 18-12		9-8	15 Pippen	7 Patterson
31.	1/3	@ Boston	108-103	W 19-12		10-8	19 Wells	9 Randolph
32.	1/5	@ New York	92-89	W 20-12		11-8	22 Wells	12 Wallace
33.	1/7	Phoenix	81-88	L 20-13	9-5		18 Wells	12 Wallace
34.	1/9	San Antonio	90-87	W 21-13	10-5		19 Pippen,Anderson	7 Wallace,Davis
35.	1/10	@ Denver	81-82	L 21-14		11-9	17 Anderson	14 Davis
36.	1/13	Cleveland	118-94	W 22-14	11-5		20 Patterson	9 Randolph
37.	1/15	Memphis	100-92	W 23-14	12-5		38 Wallace	10 Wallace,Davis
38.	1/18	Minnesota	98-104	L 23-15	12-6		32 Wells	13 Wells
39.	1/20	@ Memphis	99-87	W 24-15		12-9	15 McInnis	9 Wells
40.	1/22	@ Atlanta	112-110 (2ot)	W 25-15		13-9	21 Anderson	17 Davis
41.	1/24	@ New Orleans	97-96	W 26-15		14-9	27 Anderson	13 Davis
42.	1/26	@ Dallas	100-93	W 27-15		15-9	19 Pippen	14 Wells
43.	1/28	Denver	98-92	W 28-15	13-6		24 Anderson	9 Davis,Sabonis
44.	1/29	@ Utah	71-95	L 28-16		15-10	15 Randolph	14 Davis
45.	1/31	Chicago	107-94	W 29-16	14-6		28 Wallace	13 Davis
46.	2/2	@ Cleveland	114-95	W 30-16		16-10	29 Wallace	7 Wells,Wallace
47.	2/4	@ Orlando	96-89	W 31-16		17-10	25 Pippen	17 Pippen
48.	2/5	@ Miami	101-87	W 32-16		18-10	26 Pippen	8 Wells,Davis
49.	2/11	San Antonio	111-116 (ot)	L 32-17	14-7		25 Wallace	8 Davis,Patterson
50.	2/13	Boston	92-100	L 32-18	14-8		30 Wallace	10 Pippen
51.	2/15	Seattle	101-96	W 33-18	15-8		27 Wallace	14 Davis
52.	2/17	New York	99-91	W 34-18	16-8		23 Wallace	8 Davis,Wallace
53.	2/19	Golden State	125-98	W 35-18	17-8		29 Wells	7 Sabonis
54.	2/21	@ LA Lakers	84-92	L 35-19		18-11	25 Wells	9 Davis
55.	2/22	Milwaukee	90-93	L 35-20	17-9		26 Wells	11 Davis
56.	2/25	Atlanta	89-86	W 36-20	18-9		24 Wallace	9 Wallace,Daniels
57.	2/26	@ Denver	94-84	W 37-20		19-11	15 Patterson,Sabonis	10 Randolph
58.	2/28	LA Clippers	109-103	W 38-20	19-9		24 Pippen	12 Randolph
59.	3/2	Detroit	103-86	W 39-20	20-9		37 Wells	8 Davis
60.	3/5	@ Phoenix	92-98	L 39-21		19-12	22 Wallace	10 Randolph
61.	3/6	Philadelphia	60-88	L 39-22	20-10		17 Wallace	9 Wallace
62.	3/8	Indiana	94-80	W 40-22	21-10		23 Wallace	14 Wallace
63.	3/11	@ Seattle	92-77	W 41-22		20-12	23 Wallace	13 Pippen
64.	3/12	Toronto	125-103	W 42-22	22-10		20 Stoudamire	9 Davis
65.	3/14	@ Philadelphia	79-90	L 42-23		20-13	16 Stoudamire	12 Davis
66.	3/16	@ Minnesota	95-111	L 42-24		20-14	18 Wallace	6 Davis,Wallace
67.	3/17	@ Indiana	95-88	W 43-24		21-14	16 Sabonis	10 Davis
68.	3/19	Houston	94-83	W 44-24	23-10		21 Anderson	8 Sabonis
69.	3/22	Sacramento	104-113	L 44-25	23-11		31 Wallace	6 Davis,Wallace
70.	3/25	Washington	91-95	L 44-26	23-12		20 Wells	10 Wells
71.	3/26	@ Utah	85-94	L 44-27		21-15	21 Wallace	7 Randolph
72.	3/28	Dallas	112-95	W 45-27	24-12		20 Wallace	9 Randolph,Wallace
73.	4/1	Golden State	100-86	W 46-27	25-12		21 Anderson	8 Randolph,Wallace
74.	4/3	Utah	88-93	L 46-28	25-13		23 Wallace	11 Davis
75.	4/4	@ Golden State	122-100	W 47-28		22-15	31 Anderson	15 Davis
76.	4/6	Minnesota	78-97	L 47-29	25-14		23 Wallace	9 Wallace
77.	4/8	@ Houston	81-66	W 48-29		23-15	21 Stoudamire	11 Wells
78.	4/9	@ San Antonio	79-84	L 48-30		23-16	20 Anderson	8 Wallace,Anderson
79.	4/11	@ Memphis	93-96	L 48-31		23-17	31 Randolph	20 Randolph
80.	4/13	LA Lakers	101-99	W 49-31	26-14		29 Wells	11 Davis
81.	4/15	Phoenix	120-102	W 50-31	27-14		27 Randolph	7 Anderson,Wells
82.	4/16	@ LA Clippers	93-107	L 50-32		23-18	19 Wells	9 Wells,Wallace

See Playoff Section for 2003 Playoff game-by-game scores



Left to right, first row: Bernard Smith, Dan Panaggio, John Nash, Steve Patterson, Paul Allen, Maurice Cheeks, Jim Lynam, John Loyer. Second row: Ruben Patterson, Desmond Ferguson, Zach Randolph, Shareef Abdur-Rahim, Dale Davis, Vladimir Stepania, Theo Ratliff, Darius Miles, Travis Outlaw, Qyntel Woods. Third row: Bob Medina, Ramon Sposato, Damon Stoudamire, Dan Dickau, Derek Anderson, Omar Cook, Eddie Gill, Geoff Clark, Jay Jensen.

**IN REVIEW** --- A rally in March and early April with 12 wins in 16 games wasn't enough as Portland missed making it into the post season for the first time since 1982 and only the second time since winning the NBA title 28 years earlier . . . A tough overtime loss in Denver with three games remaining closed the door on Blazers playoff hopes . . . Battling through a series of mid-season trades of key players and a rash of injuries, Portland still managed a 41-41 finish, its 15th consecutive season and the 25th time in 28 years with a .500 or better record . . . Ten straight road losses got them off to their worst start away from home since 1981 . . . A season high-point was a five day stretch in March when the Trail Blazers beat division leaders Minnesota twice and Sacramento once in a span of four days . . . An all-time record 23 players saw action for Portland during the season.

**HONORS** --- Zach Randolph earned NBA Most Improved Player honors ... Zach ranked sixth in the NBA in rebounds . . . Theo Ratliff led the NBA in blocked shots (3.61 bpg) and set a new team mark, averaging 4.4 blocks in just 32 games.

**CHANGES** --- Steve Patterson was named team president and John Nash general manager. John Loyer, Bernard Smith named assistant coaches. **DRAFT PICKS** --- Travis Outlaw, Starksville, MS H.S., Nedzak Sinanovic, Bosnia-Herzgovina.

**KEY TRANSACTIONS** --- Traded Bonzi Wells to Memphis for Wesley Person and 1st round draft pick; Traded Jeff McInnis and Ruben Boumtje-Boumtje to Cleveland for Darius Miles; Traded Rasheed Wallace and Wesley Person to Atlanta for Shareef Abdur-Rahim, Theo Ratliff and Dan Dickau; Signed free agent Vladimir Stepania.

**Overall record: 41-41 (tie, 14th in league, 10th in conference, 3rd in division)**  
**Home record: 25-16 (tie, 14th in league), Road record: 16-25 (11th in league)**

2003-04 PORTLAND TRAIL BLAZERS STATISTICS																			
	G	T	Min	FG	FGA	Pct.	3FG	3AT	Pct.	FT	FTA	Pct.	Off	Def	Reb	Ast.	PF-DQ	Stl	Blk
Zach Randolph	81	80	3067	663	1368	.485	1	5	.200	299	393	.761	242	609	851	163	227-0	68	41
Rasheed Wallace*	45	44	1675	296	669	.442	59	173	.341	115	155	.742	69	229	298	114	131-0	36	72
Derek Anderson	51	46	1810	230	612	.376	79	259	.305	155	188	.824	26	156	182	228	79-0	66	3
D.Stoudamire	82	82	3118	408	1018	.401	156	427	.365	127	145	.876	52	256	308	500	173-2	99	9
Bonzi Wells*	13	10	404	68	175	.389	1	8	.125	21	27	.778	21	40	61	35	38-0	20	3
Jeff McInnis*	39	26	1269	196	416	.471	15	47	.319	58	76	.763	16	78	94	196	94-2	36	2
S.Abdur-Rahim	32	3	728	118	264	.447	4	11	.364	79	95	.832	48	96	144	47	75-0	24	18
Theo Ratliff	32	31	1016	95	176	.540	0	0	.000	44	70	.629	90	143	233	20	111-1	24	141
Ruben Patterson	73	1	1651	200	395	.506	2	12	.167	105	190	.553	129	139	268	139	152-0	84	21
Wesley Person*	33	0	621	80	168	.476	36	76	.474	19	25	.760	12	62	74	38	22-0	11	6
Dale Davis	76	37	1682	133	281	.473	0	0	.000	65	106	.613	158	240	398	72	154-1	43	62
Qyntel Woods	62	8	673	88	237	.371	10	29	.345	38	60	.633	46	90	136	46	88-1	20	14
Vladimir Stepania	42	2	453	43	103	.417	0	0	.000	22	36	.611	50	75	125	23	61-0	11	15
Eddie Gill	22	0	157	15	36	.417	3	8	.375	17	20	.850	4	13	17	16	16-0	9	1
Dan Dickau	20	0	151	16	49	.327	7	20	.350	7	8	.875	3	7	10	20	22-0	8	0
Kaniel Dickens*	3	0	12	3	31	.000	0	0	.000	1	2	.500	2	0	2	0	3-0	0	0
Desmond Ferguson*	7	0	32	5	12	.417	3	8	.375	0	2	.000	0	4	1	0	0-0	0	0
Tracy Murray*	7	0	35	3	12	.250	2	5	.400	0	1	.000	3	2	5	1	3-0	1	0
Matt Carroll*	13	0	48	5	11	.455	1	3	.333	2	21	.000	0	3	3	1	3-0	0	0
Travis Outlaw	8	0	19	3	7	.429	0	0	.000	2	4	.500	2	2	4	1	1-0	1	0
Omar Cook	17	0	139	7	27	.259	0	1	.000	0	0	.000	3	3	6	24	14-0	10	0
R.Boum-Boumtje*	9	0	26	1	5	.200	0	0	.000	2	21	.000	0	1	1	1	2-0	0	1
Slavko Vranes*	1	0	3	0	1	.000	0	0	.000	0	0	.000	0	0	0	0	1-0	0	0
Portland	82	19980	2898	6467	.448	381	1102	.346	1263	1728	.731	1040	2376	3416	1678	1554-8	613	443	7440
Opponents	82	19980	2954	6567	.450	417	1222	.341	1219	1618	.753	1016	2292	3308	1912	1534-13	657	490	7544

\* Did not complete season with Trail Blazers

	Date	Opponent	Score	Record	Home	Road	Scoring Leader	Rebounding Leader
1.	10/29	@ Utah	92-99	L 0-1		0-1	22 Randolph	9 Randolph
2.	11/1	Cleveland	104-85	W 1-1	1-0		21 Randolph	13 Randolph
3.	11/3	Philadelphia	83-94	L 1-2	1-1		22 Wallace	11 Randolph, Davis
4.	11/5	Memphis	93-87	W 2-2	2-1		20 Randolph	16 Randolph
5.	11/7	@ Seattle	82-100	L 2-3		0-2	25 Wallace	11 Wallace
6.	11/8	Atlanta	90-83	W 3-3	3-1		29 Randolph	9 Randolph
7.	11/11	Toronto	83-80	W 4-3	4-1		18 Randolph	11 Randolph
8.	11/13	Sacramento	112-110 (ot)	W 5-3	5-1		28 Randolph	14 Randolph
9.	11/15	@ New Orleans	79-101	L 5-4		0-3	19 Wallace, Wells	9 Wells
10.	11/17	@ Dallas	98-105	L 5-5		0-4	31 Wallace	19 Randolph
11.	11/19	Miami	94-93	W 6-5	6-1		21 Wallace	11 Wallace
12.	11/21	Houston	85-78	W 7-5	7-1		23 Stoudamire	8 Rand., Woods, Patterson
13.	11/23	@ Golden State	72-78	L 7-6		0-5	17 Randolph	8 Randolph, Wallace
14.	11/25	Washington	80-81	L 7-7	7-2		24 Randolph	15 Randolph
15.	11/28	New Jersey	97-93	W 8-7	8-2		28 Stoudamire	10 Wallace, Davis
16.	12/3	Indiana	97-95 (ot)	W 9-7	9-2		34 Randolph	9 Randolph
17.	12/5	New York	88-81	W 10-7	10-2		22 Randolph	9 Randolph
18.	12/7	@ Memphis	79-93	L 10-8		0-6	29 Randolph	13 Randolph
19.	12/9	@ Houston	91-93	L 10-9		0-7	31 Randolph	11 Randolph
20.	12/10	@ San Antonio	77-102	L 10-10		0-8	23 Wallace	13 Davis
21.	12/13	LA Lakers	112-108	W 11-10	11-2		28 Wallace	14 Davis
22.	12/16	Milwaukee	99-106	L 11-11	11-3		30 Randolph	18 Randolph
23.	12/18	Phoenix	101-94	W 12-11	12-3		29 Randolph	20 Randolph
24.	12/20	San Antonio	91-101	L 12-12	12-4		29 Randolph	7 Randolph
25.	12/21	@ Sacramento	96-117	L 12-13		0-9	27 Wallace	13 Randolph
26.	12/23	Dallas	97-88	W 13-13	13-4		27 Randolph	9 Randolph
27.	12/26	Minnesota	101-92	W 14-13	14-4		21 McInnis	12 Randolph
28.	12/28	@ Cleveland	74-86	L 14-14		0-10	20 Randolph	9 Randolph, Wallace
29.	12/29	@ New Jersey	91-87	W 15-14		1-10	16 Wallace	13 Randolph
30.	12/31	@ Detroit	71-78	L 15-15		1-11	17 Wallace	14 Randolph
31.	1/2	Denver	96-106	L 15-16	14-5		30 Wallace	14 Randolph
32.	1/5	@ Seattle	108-119 (ot)	L 15-17		1-12	28 Randolph	12 Randolph
33.	1/8	@ Minnesota	75-96	L 15-18		1-13	19 Randolph	8 Woods
34.	1/9	@ Chicago	87-78	W 16-18		2-13	19 Anderson	12 Stephanie
35.	1/11	@ Toronto	72-83	L 16-19		2-14	20 McInnis	13 Davis
36.	1/13	LA Clippers	96-103 (ot)	L 16-20		2-15	24 Stoudamire	14 Davis
37.	1/15	Phoenix	96-105	L 16-21	14-6		21 Randolph, Patterson	12 Randolph
38.	1/17	Dallas	104-108	L 16-22	14-7		24 Wallace, Patterson	10 Randolph, Patterson
39.	1/18	@ Phoenix	92-96	L 16-23		2-16	25 Randolph	11 Randolph
40.	1/20	@ Sacramento	109-104 (ot)	W 17-23		3-16	29 Anderson	15 Wallace
41.	1/24	Golden State	87-105	L 17-24	14-8		23 Randolph	9 Wallace
42.	1/26	@ Washington	94-83	W 18-24		4-16	18 Stoudamire	9 Randolph
43.	1/28	@ Memphis	88-76	W 19-24		5-16	21 Randolph	10 Wallace
44.	1/29	@ Atlanta	93-85	W 20-24		6-16	22 Randolph	12 Randolph
45.	1/31	Chicago	102-95 (ot)	W 21-24	15-8		29 Wallace	9 Randolph
46.	2/2	@ Denver	97-116	L 21-25		6-17	28 Randolph	11 Randolph
47.	2/4	@ Phoenix	101-97	W 22-25		7-17	19 Randolph	10 Randolph
48.	2/6	@ Utah	87-73	W 23-25		8-17	19 Randolph	14 Randolph
49.	2/8	Seattle	95-85	W 24-25	16-8		25 Randolph	16 Randolph
50.	2/10	Utah	81-86	L 24-26	16-9		21 Anderson	8 Randolph
51.	2/12	Denver	98-107	L 24-27	16-10		20 Abdur-Rahim	12 Abdur-Rahim
52.	2/17	@ LA Lakers	86-89	L 24-28		8-18	17 Patterson	6 Stoudamire
53.	2/18	LA Clippers	101-86	W 25-28	17-10		27 Anderson	10 Randolph
54.	2/20	@ Golden State	94-93	W 26-28		9-18	19 Randolph	11 Ratliff
55.	2/21	Boston	105-84	W 27-28	18-10		27 Randolph	15 Randolph
56.	2/23	@ Miami	89-81	W 28-28		10-18	22 Randolph	12 Randolph
57.	2/24	@ Orlando	94-91 (ot)	W 29-28		11-18	24 Randolph	12 Randolph
58.	2/27	@ Houston	85-89	L 29-29		11-19	22 Anderson	17 Randolph
59.	2/28	@ Dallas	91-111	L 29-30		11-20	18 Randolph	11 Randolph
60.	3/3	Memphis	86-97	L 29-31	18-11		19 Patterson	11 Ratliff
61.	3/4	Detroit	68-83	L 29-32	18-12		11 Randolph	6 Rand., Ratliff, Davis
62.	3/6	Utah	91-70	W 30-32	19-12		23 Randolph	6 Randolph
63.	3/7	@ LA Clippers	71-91	L 30-33		11-21	24 Miles	13 Miles
64.	3/10	Minnesota	92-79	W 31-33	20-12		28 Stoudamire	11 Randolph
65.	3/12	Sacramento	83-81	W 32-33	21-12		20 Stoudamire	14 Randolph
66.	3/14	@ Minnesota	92-83	W 33-33		12-21	21 Anderson	11 Randolph
67.	3/16	@ Milwaukee	100-99	W 34-33		13-21	20 Anderson, Miles	11 Randolph
68.	3/17	@ Indiana	71-80	L 34-34		13-22	16 Randolph	6 Rand., Abdur-Rahim
69.	3/20	Orlando	92-73	W 35-34	22-12		24 Anderson	9 Randolph
70.	3/22	Houston	85-93 (ot)	L 35-35	22-13		20 Randolph	11 Randolph
71.	3/24	LA Clippers	91-85	W 36-35	23-13		32 Stoudamire	12 Ratliff
72.	3/27	Seattle	115-108 (ot)	W 37-35	24-13		25 Randolph	9 Ratliff, Randolph
73.	3/29	@ New York	91-92	L 37-36		13-23	20 Stoudamire	7 Randolph
74.	3/31	@ Boston	105-98	W 38-36		14-23	31 Miles	11 Randolph
75.	4/1	@ Philadelphia	88-82	W 39-36		15-23	18 Miles, Randolph	10 Miles
76.	4/3	New Orleans	81-94	L 39-37	24-14		17 Randolph	8 Rand., Ratliff, Anderson
77.	4/6	@ LA Lakers	91-80	W 40-37		16-23	24 Stoudamire	9 Randolph, Anderson
78.	4/7	Golden State	87-81	W 41-37	25-14		21 Miles	13 Ratliff
79.	4/9	@ San Antonio	74-84	L 41-38		16-24	21 Randolph	8 Randolph
80.	4/10	@ Denver	100-110 (ot)	L 41-39		16-25	23 Randolph, Miles	11 Randolph, Ratliff
81.	4/12	San Antonio	66-78	L 41-40	25-15		13 Randolph	9 Randolph
82.	4/14	LA Lakers	104-105 (2ot)	L 41-41	25-16		21 Randolph	18 Randolph

\* March 3 game vs. Memphis postponed from originally scheduled date because of severe weather in Portland



Left to right, first row: Michael Born, Tim Grgurich, Dan Panaggio, Steve Patterson, Paul Allen, John Nash, Kevin Pritchard, Jimmy Lynam, John Loyer. Second row: Ruben Patterson, Viktor Khryapa, Zach Randolph, Shareef Abdur-Rahim, Joel Przybilla, Ha Seung Jin, Theo Ratliff, Darius Miles, Travis Outlaw, Derek Anderson. Third row: Ramon Sposato, Bob Medina, Damon Stoudamire, Nick Van Exel, Richie Frahm, Sebastian Telfair, Geoff Clark, Jay Jensen.

**IN REVIEW** — After playing .500 ball through the first two months, injuries to key players sent the team's fortunes plummeting . . . Following a three-game winning streak in February, their longest of the season, the Blazers won only seven of their remaining 36 games and finished with the first losing record in 17 years and only the ninth in franchise history . . . It was the most losses since 1973-74 . . . Zach Randolph, leading scorer for the season, missed the final 27 games with a knee injury that ultimately required surgery . . . Key contributors in the early going missed a combined 107 games due to injuries after January 1 . . . On the positive side, Damon Stoudamire turned in his best season as a Blazer, averaging 15.8 points, and converting a club record 133 three-pointers. On Jan. 14, he scored a franchise high 54 points at New Orleans while matching the team record for field goals (20) and points in a half (30) . . . Joel Przybilla had a breakout season, scoring more points (488) than he did in his previous five years in the league (314) . . . With the team out of the playoffs for the second straight year and only the ninth time in team history, Kevin Pritchard, director of player personnel, became interim head coach on March 4, replacing Maurice Cheeks

**HONORS** — Damon Stoudamire ranked 4th in the NBA in free throw percentage (.914), a new Trail Blazers season high . . . Ruben Patterson was 6th in field goal percentage (.531) . . . Theo Ratliff (2.51 per game) and Joel Przybilla (2.14) were fourth and seventh respectively in blocked shots.

**CHANGES** — Kevin Pritchard was named director of player personnel; Pritchard became interim head coach on March 4, replacing Maurice Cheeks. **DRAFT PICKS** — Sebastian Telfair, Abraham Lincoln HS, Brooklyn, NY; Sergei Monia, Russia; Ha Seung Jin, South Korea. **KEY TRANSACTIONS** — Traded Eddie Gill to New Jersey for Viktor Khryapa; Traded Dale Davis and Dan Dickau to Golden State for Nick Van Exel; Signed free agents Joel Przybilla, Richie Frahm, Geno Carlisle.


**Overall record: 27-55 (26th in league, 13th in conference, 4th division)**  
**Home record: 18-23 (tie, 26th in league), Road record: 9-32 (26th in league)**

2004-05 PORTLAND TRAIL BLAZERS STATISTICS																						
	G	St	Min	FG	FGA	Pct.	3FG	3AT	Pct.	FT	FTA	Pct.	Off	Def	Reb	Ast.	PF-DQ	Stl	Blk	Pts	Avg.	
Zach Randolph	46	37	1603	332	741	.448	0	6	.000	207	254	.815	142	300	442	86	112-3	34	17	871	18.9	
S. Abdur-Rahim	54	49	1867	337	670	.503	15	39	.385	220	254	.866	123	269	392	111	150-3	49	26	909	16.8	
Dam Stoudamire	81	70	2762	457	1165	.392	181	490	.369	182	199	.915	56	254	310	458	158-0	86	2	1277	15.8	
Darius Miles	63	22	1699	336	697	.482	8	23	.348	129	215	.600	71	228	299	129	189-0	75	78	809	12.8	
Ruben Patterson	70	36	1957	319	601	.531	2	25	.080	169	282	.599	126	147	2734	138	164-0	106	21	809	11.6	
Nick Van Exel	53	34	1619	214	561	.381	100	257	.389	58	74	.784	20	141	161	227	70-0	44	0	586	11.1	
Derek Anderson	47	32	1239	152	391	.389	58	151	.384	70	87	.805	25	103	128	143	89-0	36	4	432	9.2	
Sebastian Telfair	68	26	1330	169	430	.393	17	69	.246	105	133	.789	10	94	104	224	120-0	35	4	460	6.8	
Joel Przybilla	76	50	1858	199	333	.598	0	0	.000	90	175	.517	178	410	588	74	239-1	24	163	488	6.4	
Travis Outlaw	59	2	793	133	267	.498	4	10	.400	49	75	.653	40	81	121	35	77-0	30	40	319	5.4	
Theo Ratliff	63	45	1731	115	257	.447	0	0	.000	74	107	.692	111	220	331	34	183-4	23	158	304	4.8	
Viktor Khryapa	32	5	5523	54	124	.435	4	11	.364	23	42	.548	28	80	108	25	80-0	20	18	135	4.2	
Richie Frahm	43	0	499	56	140	.400	31	80	.388	21	25	.840	17	44	61	30	35-0	15	4	164	3.8	
James Thomas*	9	2	112	11	18	.611	0	0	.000	2	6	.333	15	20	35	4	12-0	4	4	24	2.2	
Ha Seung Jin	19	0	104	10	23	.435	0	0	.000	6	11	.545	6	12	18	2	21-0	1	5	26	1.4	
Geno Carlisle*	6	0	16	2	3	.667	0	0	.000	4	6	.667	1	0	1	1	1-0	0	0	8	1.3	
Maurice Baker*	4	0	18	0	1	.000	0	0	.000	0	0	.000	1	1	2	1	3-0	1	0	0	0.0	
Portland	82	19730	2896	6422	.451	420	1161	.362	1409	1944	.725	970	2404	3374	1722	1703-13	583	544	7621	92.9		
Opponents	82	19730	3056	6842	.447	440	1283	.343	1397	1851	.755	1149	2312	3461	1923	1670-13	700	414	7949	96.9		

\* Did not complete season with Trail Blazers

	Date	Opponent	Score	Record	Home	Road	Scoring Leader	Rebounding Leader
1.	11/3	@ Golden State	78-75	W 1-0		1-0	20 Van Exel	10 Randolph
2.	11/5	LA Clippers	94-81	W 2-0	1-0		22 Abdur-Rahim	14 Randolph
3.	11/7	@ Toronto	97-101	L 2-1		1-1	33 Randolph	15 Randolph
4.	11/9	@ New Jersey	60-64	L 2-2		1-2	16 Randolph	9 Randolph
5.	11/10	@ Boston	88-90	L 2-3		1-3	22 Randolph	9 Abdur-Rahim
6.	11/13	Toronto	105-102	W 3-3	2-0		27 Randolph	16 Randolph
7.	11/17	Memphis	82-101	L 3-4	2-1		16 Randolph	7 Randolph,Przybilla
8.	11/19	Milwaukee	110-98	W 4-4	3-1		33 Stoudamire	18 Randolph
9.	11/21	Houston	93-97	L 4-5	3-2		28 Randolph	14 Randolph
10.	11/23	@ Miami	99-87	W 5-5		2-3	24 Randolph	8 Abdur-Rahim
11.	11/24	@ Orlando	89-83	W 6-5		3-3	27 Randolph	14 Abdur-Rahim
12.	11/26	@ Dallas	83-92	L 6-6		3-4	23 Anderson	9 Randolph
13.	11/28	New Jersey	83-71	W 7-6	4-2		23 Randolph	15 Randolph
14.	11/30	Seattle	100-94	W 8-6	5-2		25 Abdur-Rahim	6 Miles
15.	12/4	@ Seattle	89-99	L 8-7		3-5	16 Randolph	12 Randolph
16.	12/5	Phoenix	99-121	L 8-8	5-3		24 Randolph	11 Randolph,Abdur-Rahim
17.	12/9	Boston	89-87	W 9-8	6-3		22 Randolph	17 Randolph
18.	12/10	@ Utah	87-92 (ot)	L 9-9		3-6	23 Randolph	9 Ratliff
19.	12/12	Utah	98-88	W 10-9	7-3		23 Randolph	9 Przybilla
20.	12/14	@ Minnesota	89-100	L 10-10		3-7	17 Miles	14 Randolph
21.	12/15	@ Cleveland	88-112	L 10-11		3-8	21 Miles	7 Randolph,Przybilla
22.	12/17	@ Atlanta	100-84	W 11-11		4-8	23 Randolph	10 Randolph
23.	12/18	@ Detroit	75-74	W 12-11		5-8	14 VanExel,Stoudamire	10 Randolph
24.	12/20	@ Chicago	87-92	L 12-12		5-9	26 Randolph	13 Miles
25.	12/22	@ Milwaukee	104-95	W 13-12		6-9	26 Van Exel	11 Randolph
26.	12/27	Philadelphia	104-111	L 13-13	7-4		28 Miles	12 Ratliff
27.	12/30	San Antonio	80-114	L 13-14	7-5		17 Miles	10 Abdur-Rahim
28.	1/1	Golden State	97-88	W 14-14	8-5		26 Abdur-Rahim	9 Abdur-Rahim
29.	1/2	@ Phoenix	98-117	L 14-15		6-10	25 Miles	14 Randolph
30.	1/5	@ LA Clippers	98-102	L 14-16		6-11	15 Anderson	9 Randolph
31.	1/7	Miami	92-103	L 14-17	8-6		27 Patterson	6 Randolph,Ratliff,Przybilla
32.	1/9	@ New York	105-113	L 14-18		6-12	27 Randolph	10 Randolph
33.	1/10	@ Philadelphia	109-100	W 15-18		7-12	28 Van Exel	8 Randolph,Przybilla
34.	1/12	@ Washington	100-104	L 15-19		7-13	23 Stoudamire	9 Przybilla
35.	1/14	@ New Orleans	106-112	L 15-20		7-14	54 Stoudamire	9 Przybilla
36.	1/15	@ Minnesota	84-92	L 15-21		7-15	25 Patterson	7 Patterson
37.	1/18	@ Sacramento	107-113 (ot)	L 15-22		7-16	30 Van Exel	22 Przybilla
38.	1/19	Cleveland	101-107	L 15-23	8-7		28 Van Exel	15 Thomas
39.	1/22	Minnesota	83-92	L 15-24	8-8		23 Stoudamire	11 Przybilla
40.	1/24	San Antonio	107-99	W 16-24	9-8		23 Stoudamire	16 Przybilla
41.	1/26	Dallas	88-95	L 16-25	9-9		22 Stoudamire	10 Przybilla
42.	1/28	LA Clippers	90-86	W 17-25	10-9		22 Stoudamire	14 Przybilla
43.	2/1	@ LA Lakers	79-92	L 17-26		7-17	25 Stoudamire	11 Przybilla
44.	2/2	Denver	97-94	W 18-26	11-9		26 Van Exel	14 Przybilla
45.	2/4	Charlotte	101-89	W 19-26	12-9		23 Stoudamire,Telfair	12 Randolph
46.	2/5	Sacramento	114-108	W 20-26	13-9		30 Stoudamire	12 Randolph,Przybilla
47.	2/9	New Orleans	80-91	L 20-27	13-10		30 Stoudamire	7 Przybilla,Ratliff
48.	2/11	@ Memphis	82-88	L 20-28		7-18	26 Randolph	12 Ratliff,Randolph
49.	2/13	@ Houston	80-81	L 20-29		7-19	25 Stoudamire	11 Przybilla
50.	2/14	@ Charlotte	80-77	W 21-29		8-19	19 Przybilla	17 Przybilla
51.	2/16	@ Indiana	87-95	L 21-30		8-20	18 Przybilla	17 Przybilla
52.	2/23	LA Lakers	83-86	L 21-31	13-11		25 Stoudamire	10 Przybilla
53.	2/25	Atlanta	102-101	W 22-31	14-11		31 Randolph	12 Randolph
54.	2/27	Minnesota	83-91	L 22-32	14-12		26 Van Exel	11 Ratliff
55.	3/1	Detroit	93-103	L 22-33	14-13		19 Stoudamire	12 Przybilla
56.	3/4	Indiana	97-106	L 22-34	14-14		27 Abdur-Rahim	13 Przybilla
57.	3/5	@ Phoenix	116-129	L 22-35		8-21	30 Stoudamire	13 Abdur-Rahim
58.	3/7	@ Denver	98-111	L 22-36		8-22	24 Stoudamire	8 Ratliff,Khyryapa
59.	3/9	Chicago	84-97	L 22-37	14-15		22 Abdur-Rahim	10 Abdur-Rahim
60.	3/12	Memphis	80-66	W 23-37	15-15		25 Abdur-Rahim	10 Abdur-Rahim
61.	3/14	@ Memphis	83-104	L 23-38		8-23	20 Stoudamire	14 Przybilla
62.	3/16	@ Houston	77-108	L 23-39		8-24	20 Abdur-Rahim	8 Przybilla
63.	3/17	@ Dallas	94-98	L 23-40		8-25	20 Abdur-Rahim,Stoudamire	13 Przybilla
64.	3/19	Orlando	92-97	L 23-41	15-16		21 Khyryapa	10 Przybilla
65.	3/21	@ LA Clippers	89-96	L 23-42		8-26	23 Abdur-Rahim	14 Abdur-Rahim
66.	3/22	@ Sacramento	93-112	L 23-43		8-27	27 Abdur-Rahim	21 Przybilla
67.	3/24	Seattle	91-96	L 23-44	15-17		19 Stoudamire	10 Przybilla
68.	3/26	New York	103-96	W 24-44	16-17		25 Stoudamire	15 Przybilla
69.	3/28	Washington	106-114	L 24-45	16-18		19 Abdur-Rahim	10 Przybilla
70.	3/30	Houston	84-100	L 24-46	16-19		21 Abdur-Rahim	7 Przybilla
71.	4/1	@ Seattle	87-89	L 24-47		8-28	21 Abdur-Rahim	13 Przybilla
72.	4/2	Denver	97-103	L 24-48	16-20		27 Stoudamire	12 Przybilla
73.	4/5	@ Utah	79-90	L 24-49		8-29	13 Przybilla,Telfair,Outlaw	9 Przybilla
74.	4/6	Golden State	102-104	L 24-50	16-21		27 Patterson	14 Przybilla
75.	4/8	Sacramento	114-119	L 24-51	16-22		23 Abdur-Rahim,Miles	15 Przybilla
76.	4/10	@ New Orleans	91-80	W 25-51		9-29	25 Abdur-Rahim	10 Abdur-Rahim
77.	4/12	@ SanAntonio	89-95	L 25-52		9-30	18 Miles	10 Abdur-Rahim
78.	4/14	Dallas	90-102	L 25-53	16-23		19 Abdur-Rahim	10 Abdur-Rahim
79.	4/15	@ Golden State	88-108	L 25-54		9-31	18 Stoudamire	12 Stoudamire
80.	4/17	Utah	100-82	W 26-54	17-23		23 Patterson	9 Stoudamire
81.	4/19	@ Denver	115-119	L 26-55		9-32	47 Miles	12 Miles
82.	4/20	LA Lakers	106-103	W 27-55	18-23		20 Outlaw	7 Khyryapa





Left to right, first row: Bob Burke, Monty Williams, Nate McMillan, Steve Patterson, Paul Allen, John Nash, Maurice Lucas, Dean Demopoulos. Second row: Martell Webster, Viktor Khryapa, Zach Randolph, Brian Skinner, Joel Przybilla, Ha Seung-Jin, Theo Ratliff, Darius Miles, Travis Outlaw, Voshon Lenard. Third row: Bob Medina, Kaleb Canales, Jarrett Jack, Juan Dixon, Steve Blake, Sebastian Telfair, Geoff Clark, Jay Jensen.

**IN REVIEW** — Nate McMillan inherited one of the NBA's youngest and least experienced teams when he took over as the Trail Blazers's 12th head coach . . . His youthful Trail Blazers, who averaged just 24.5 years of age and three seasons of professional basketball experience, were thoroughly tested while navigating in a rugged Western Conference that was populated with teams boasting eight of the league's 12 best records . . . Portland finished with a 21-61 season's mark, matching the second-lowest win total in franchise history and the fewest victories since 1972-73, the club's third year in the league . . . It was only the second time in 36 seasons the Trail Blazers wound up at the bottom of the NBA win-loss column . . . Putting together their longest win streak of the season, four games in mid-January as part of a 7-4 run over three week period, the Trail Blazers then struggled to find victories to close out the schedule . . . They won only one of their last 21 games in a stretch that included 11 straight setbacks, their longest losing streak in 20 years . . . Fifth-year forward Zach Randolph led the team in scoring and rebounding for the third straight season, averaging 18.0 points and 8.0 boards in 74 games . . . The five guard rotation of Juan Dixon, Steve Blake, Sebastian Telfair and rookies Martell Webster and Jarrett Jack—with a combined six years experience—ranked among the Trail Blazers' top eight scorers.

**HONORS** — Joel Przybilla, 7th in the NBA in blocked shots (2.32 per game); Jarrett Jack, 6th among NBA rookies in assists (2.8); and 8th in FT percentage (.800); Martell Webster, 8th among rookies in 3-point percentage (.357).

**CHANGES** — Nate McMillan is named the team's 11th head coach; Dean Demopoulos is lead assistant coach and other assistant coaches are Bob Burke, Maurice Lucas and Monty Williams. **KEY DRAFT PICKS** — Martell Webster, Seattle Prep (1st Round). **KEY TRANSACTIONS** — Acquired draft rights to Jarrett Jack from Denver; Acquired Voshon Lenard and Brian Skinner in a four-team, nine player trade that involved Ruben Patterson, Charles Smith and Sergei Monia.

**Overall record: 21-61 (30th in league, 15th in conference, 5th division)**  
**Home record: 15-26 (tie, 27th in league), Road record: 6-35 (30th in league)**

## 2005-06 PORTLAND TRAIL BLAZERS STATISTICS

	G	St	Min	FG	FGA	Pct.	3FG	3AT	FT	FTA	Pct.	Off	Def	Reb	Ast.	PF-DQ	Stl	Blk	Pts	Avg.	
Zach Randolph	74	71	2545	536	1229	.436	16	55	291	245	.343	174	193	399	592	144	185-1	57	14	1333	18.0
Darius Miles	40	23	1286	235	510	.461	2	10	200	87	.163	534	24	158	182	73	100-1	42	39	559	14.0
Juan Dixon	76	42	1920	357	821	.435	65	170	382	156	.194	804	30	147	177	149	157-0	58	6	935	12.3
Ruben Patterson*	45	2	1056	188	379	.496	0	7	000	138	.226	611	73	81	154	60	79-0	42	12	514	11.4
Sebastian Telfair	68	30	1641	228	578	.394	57	162	352	130	.175	743	19	101	120	247	167-1	66	6	643	9.5
Steve Blake	68	57	1781	206	470	.438	76	184	413	72	.91	791	26	120	146	306	107-0	42	5	560	8.2
Jarrett Jack	79	4	1599	189	428	.442	20	76	263	128	.160	800	18	142	160	219	138-0	41	2	526	6.7
Voshon Lenard	14	0	220	33	88	.375	15	43	349	11	.18	611	3	16	19	23	18-0	13	2	92	6.6
Martell Webster	61	18	1070	139	348	.399	65	182	357	61	.71	859	29	101	130	34	90-0	21	14	404	6.6
Joel Przybilla	56	52	1395	131	239	.548	0	0	000	82	.154	532	146	245	391	43	149-1	20	130	344	6.1
Viktor Khryapa	69	53	1492	158	342	.462	10	30	333	77	.111	694	114	193	307	88	209-7	50	29	403	5.8
Travis Outlaw	69	11	1153	162	368	.440	14	53	264	62	.89	697	48	141	189	34	112-0	31	46	400	5.8
Theo Ratliff	55	19	1301	108	189	.571	0	0	000	54	.83	651	89	190	279	28	143-1	18	88	270	4.9
Charles Smith*	21	4	208	30	71	.423	15	37	405	5	.625	3	13	16	9	27-0	5	6	80	3.8	
Brian Skinner	27	5	515	44	91	.484	0	0	000	15	.29	517	46	81	127	13	65-1	14	203	103	3.8
Sergei Monia*	23	15	336	29	85	.341	9	33	273	8	.12	667	11	40	51	19	41-0	6	5	75	3.3
Ha Seung-Jin	27	4	212	18	31	.581	0	0	000	8	.17	471	14	35	49	1	41-0	3	8	44	1.6
Portland	82	19730	2791	6267	.445	364	1042	349	1339	1944	.689	886	2203	3089	1490	1828-13	529	435	7265	88.8	
Opponents	82	19730	3032	6472	.468	498	1306	381	1498	1971	.760	1029	2445	3474	1737	1704-9	592	403	8060	98.3	

\*Did not complete season with Trail Blazers

	Date	Opponent	Score	Record	Home	Road	Scoring Leader	Rebounding Leader
1.	11/2	@ Minnesota	86-90	L 0-1		0-1	32 Miles	13 Randolph
2.	11/4	@ Denver	68-107	L 0-2		0-2	13 Miles	8 Randolph, Miles
3.	11/5	Atlanta	94-93	W 1-2	1-0		21 Randolph	13 Randolph
4.	11/9	New York	95-83	W 2-2	2-0		29 Randolph	12 Randolph
5.	11/11	Detroit	81-84	L 2-3	2-1		23 Miles	14 Ratliff
6.	11/16	Chicago	96-93	W 3-3	3-1		22 Randolph	10 Randolph
7.	11/18	Golden State	80-91	L 3-4	3-2		20 Telfair	13 Randolph
8.	11/20	@ New York	92-103	L 3-5			27 Telfair	7 Miles
9.	11/22	@ Memphis	95-87	W 4-5		1-3	22 Miles	13 Randolph
10.	11/23	@ Miami	79-100	L 4-6		1-4	19 Miles	8 Randolph
11.	11/25	@ Orlando	89-104	L 4-7		1-5	23 Miles	12 Przybilla
12.	11/27	@ Atlanta	77-75	W 5-7		2-5	24 Randolph	15 Randolph
13.	11/29	@ Philadelphia	83-107	L 5-8		2-6	24 Randolph	9 Randolph
14.	11/30	@ Washington	89-96	L 5-9		2-7	21 Miles	15 Przybilla
15.	12/2	Indiana	78-98	L 5-10	3-3		15 Jack	17 Przybilla
16.	12/4	Utah	93-98	L 5-11	3-4		19 Patterson, Telfair	17 Przybilla
17.	12/6	@ Phoenix	85-130	L 5-12		2-8	15 Randolph	8 Monia
18.	12/7	Minnesota	74-84	L 5-13	3-5		15 Randolph	12 Przybilla
19.	12/9	NO/Okla.City	98-95 (ot)	W 6-13	4-5		28 Dixon	19 Przybilla
20.	12/11	Houston	86-100	L 6-14	4-6		17 Telfair	15 Przybilla
21.	12/14	@ Utah	77-82	L 6-15		2-9	18 Randolph	9 Randolph
22.	12/16	Seattle	99-111	L 6-16	4-7		23 Randolph	8 Randolph
23.	12/18	Washington	97-92	W 7-16	5-7		20 Dixon	9 Ratliff
24.	12/20	@ Detroit	89-93	L 7-17		2-10	37 Randolph	11 Randolph
25.	12/21	@ Memphis	79-89	L 7-18		2-11	17 Dixon	9 Przybilla
26.	12/23	@ Minnesota	91-83	W 8-18		3-11	23 Patterson	10 Randolph
27.	12/26	@ Sacramento	105-92	W 9-18		4-11	22 Randolph	9 Randolph
28.	12/28	Philadelphia	95-91	W 10-18	6-7		28 Randolph	14 Randolph
29.	12/30	Memphis	90-93	L 10-19	6-8		22 Patterson	9 Randolph
30.	1/1	LA Clippers	94-100	L 10-20	6-9		24 Dixon	11 Randolph
31.	1/3	@ Dallas	81-95	L 10-21		4-12	19 Patterson, Randolph	11 Randolph
32.	1/4	@ San Antonio	75-106	L 10-22		4-13	15 Jack	7 Przybilla
33.	1/6	@ NO/Okla.City	80-90	L 10-23		4-14	27 Dixon	9 Ratliff
34.	1/8	Miami	89-118	L 10-24	6-10		16 Patterson	7 Przybilla, Outlaw
35.	1/11	LA Lakers	113-103	W 11-24	7-10		23 Patterson	14 Randolph
36.	1/13	Orlando	113-108	W 12-24	8-10		25 Dixon	7 Ratliff
37.	1/15	Cleveland	89-87	W 13-24	9-10		16 Patterson, Randolph	7 Patterson
38.	1/18	Toronto	96-94	W 14-24	10-10		22 Randolph	12 Khryapa
39.	1/22	Dallas	89-95 (ot)	L 14-25	10-11		23 Randolph	11 Randolph
40.	1/25	Denver	94-97	L 14-26	10-12		18 Randolph	12 Ratliff
41.	1/27	New Jersey	88-83	W 15-26	11-12		26 Dixon	8 Przybilla
42.	1/28	@ Golden State	83-98	L 15-27		4-15	21 Dixon	7 Kyryapa
43.	1/30	@ Seattle	116-111	W 16-27		5-15	32 Randolph	9 Randolph
44.	2/1	San Antonio	82-86	L 16-28	11-13		25 Randolph	9 Randolph, Przybilla
45.	2/3	Minnesota	89-85	W 17-28	12-13		19 Randolph, Jack	13 Randolph
46.	2/4	@ Denver	104-105	L 17-29		5-16	28 Randolph	12 Randolph
47.	2/8	@ Indiana	69-101	L 17-30		5-17	25 Randolph	9 Randolph
48.	2/10	@ Boston	83-115	L 17-31		5-18	14 Randolph	6 Randolph
49.	2/12	@ Toronto	81-114	L 17-32		5-19	11 Smith	8 Outlaw
50.	2/13	@ Charlotte	91-83	W 18-32		6-19	21 Randolph	9 Randolph, Miles
51.	2/15	@ NO/Okla.City	86-102	L 18-33		6-20	12 Rand., Dixon, Webster	7 Randolph
52.	2/21	@ LA Lakers	82-99	L 18-34		6-21	16 Dixon	10 Randolph
53.	2/22	Charlotte	106-110	L 18-35	12-14		25 Patterson	8 Miles
54.	2/24	Boston	96-102	L 18-36	12-15		24 Webster	8 Randolph, Webster
55.	2/26	NO/Okla.City	75-88	L 18-37	12-16		23 Randolph	8 Randolph, Skinner
56.	2/27	@ Sacramento	91-115	L 18-38		6-22	17 Skinner	7 Skinner, Kyryapa
57.	3/1	LA Lakers	99-93	W 19-38	13-16		20 Randolph	10 Skinner
58.	3/4	@ San Antonio	81-101	L 19-39		6-23	24 Randolph	9 Randolph
59.	3/5	@ Houston	84-102	L 19-40		6-24	23 Blake	10 Khryapa
60.	3/7	@ Dallas	87-93	L 19-41		6-25	33 Randolph	8 Randolph
61.	3/9	Dallas	92-109	L 19-42	13-17		29 Randolph	6 Kyryapa
62.	3/12	Phoenix	111-101	W 20-42	14-17		32 Randolph	14 Randolph
63.	3/14	@ Chicago	66-95	L 20-43		6-26	25 Randolph	8 Randolph
64.	3/15	@ New Jersey	65-78	L 20-44		6-27	24 Randolph	7 Randolph
65.	3/17	@ Cleveland	84-99	L 20-45		6-28	24 Telfair	6 Randolph
66.	3/18	@ Milwaukee	93-97	L 20-46		6-29	26 Miles	11 Przybilla
67.	3/20	Milwaukee	93-100	L 20-47	14-18		23 Randolph	12 Przybilla
68.	3/23	@ Phoenix	108-125	L 20-48		6-30	22 Khryapa	12 Khryapa
69.	3/24	San Antonio	79-98	L 20-49	14-19		24 Dixon	10 Przybilla
70.	3/26	LA Clippers	83-97	L 20-50	14-20		19 Outlaw	10 Skinner
71.	3/29	Sacramento	90-106	L 20-51	14-21		18 Khryapa	12 Przybilla
72.	4/1	Utah	89-102	L 20-52	14-22		24 Randolph	8 Przybilla, Randolph
73.	4/2	@ Seattle	83-122	L 20-53		6-31	14 Telfair, Webster	6 Miles
74.	4/5	Houston	76-75	W 21-53	15-22		17 Randolph	10 Przybilla
75.	4/7	Seattle	108-121	L 21-54	15-23		28 Dixon	9 Ratliff
76.	4/8	@ Utah	93-110	L 21-55		6-32	28 Randolph	9 Randolph, Skinner
77.	4/10	Denver	98-110	L 21-56	15-24		21 Telfair, Lenard	7 Ratliff, Outlaw
78.	4/12	@ LA Clippers	93-97	L 21-57		6-33	20 Jack	9 Outlaw
79.	4/14	@ LA Lakers	99-110	L 21-58		6-34	18 Webster	8 Khryapa
80.	4/15	Golden State	81-86	L 21-59	15-25		17 Webster, Dixon	8 Ratliff
81.	4/17	@ Golden State	79-93	L 21-60		6-35	19 Outlaw	6 Khryapa
82.	4/19	Phoenix	96-106	L 21-61	15-26		18 Jack	12 Khryapa



Left to right, first row: Bill Bayno, Monty Williams, Nate McMillan, Paul Allen, Kevin Pritchard, Maurice Lucas, Dean Demopoulos. Second row: Martell Webster, Zach Randolph, LaMarcus Aldridge, Luke Schenscher, Joel Przybilla, Jamaal Magloire, Raef LaFrentz, Darius Miles, Travis Outlaw, Brandon Roy. Third row: Bob Medina, Kaleb Canales, Dan Dickau, Jarrett Jack, Ime Udoka, Freddy Jones, Sergio Rodriguez, Geoff Clark, Jay Jensen.

**IN REVIEW** — The 2006-07 Trail Blazers club made an 11-victory improvement over the previous season, but second-year Head Coach Nate McMillan had to employ a patched-together lineup in the season's final month and watch as Portland missed post-season action for the fourth straight season and only the fifth time in the last 31 years. Extended absences because of injuries by the team's leading scorer and rebounder Zach Randolph, center Joel Przybilla and talented rookies LaMarcus Aldridge and Brandon Roy were contributing factors. The Blazers posted their longest win streak of five in a row in December but were never above the break-even mark after the ninth game of the season. Zach Randolph, who led the Blazers in scoring and rebounding for a club-record fourth straight season, averaged 23.6 points and 10.1 rebounds. He wound up as the only player in the league with a 20-10 average for the year.

**HONORS** — Brandon Roy, the NBA rookie leader in points, assists and minutes, earned T-Mobile Rookie of the Year honors, netting 127 of 128 first-place votes, just one shy of being the third unanimous choice in league history. He was a unanimous pick on the T-Mobile All-Rookie first team. LaMarcus Aldridge, also a T-Mobile All-NBA Rookie First Team selection, led all rookies in blocked shots and was fourth in rebounding.

**CHANGES** — Bill Bayno is named an assistant coach; Kevin Pritchard named general manager on March 27. **DRAFT PICKS** — Tyrus Thomas, LSU; Joel Freeland, England; James White, Cincinnati. **KEYTRANSACTIONS** — Acquired draft rights to LaMarcus Aldridge and future 2nd round pick from Chicago for Viktor Khryapa and draft rights to Tyrus Thomas; traded Sebastian Telfair, Theo Ratliff and 2008 2nd round pick to Boston for Raef LaFrentz, Dan Dickau and draft rights to Randy Foye; traded draft rights to Randy Foye to Minnesota for draft rights to Brandon Roy; acquired draft rights to Sergio Rodriguez from Phoenix for cash considerations; traded draft rights to James White to Indiana for draft rights to Alexander Johnson and two future 2nd round picks; traded draft rights for Alexander Johnson to Memphis for a future 2nd round pick; traded Steve Blake, Ha Seung-Jin and Brian Skinner to Milwaukee for Jamaal Magloire; acquired Freddy Jones from Toronto in exchange for Juan Dixon.

**Overall record: 32-50 (tie 24th in league, tie 12th in conference, tie 3rd in division)**

**Home record: 18-23 (tie, 26th in league), Road record: 14-27 (tie, 18th in league)**

### 2006-07 PORTLAND TRAIL BLAZERS STATISTICS

	G	St	Min	FG	Pct.	3FG	3AT	Pct.	FT	FTA	Pct.	Off	Def	Reb	Ast.	PF-DQ	Stl	Blk	Pts	Avg.	
Zach Randolph	68	67	2425	600	1286	467	14	48	292	394	481	819	199	489	688	147	184-1	53	15	1608	23.6
Brandon Roy	57	55	2015	349	765	456	55	146	377	202	241	838	58	192	250	230	139-1	67	10	955	16.8
Jarrett Jack	79	79	2651	320	705	454	63	180	350	243	279	871	18	190	208	417	202-0	86	9	946	12.0
Travis Outlaw	67	1	1532	246	567	434	10	37	270	143	181	790	65	152	217	52	150-1	61	74	645	9.6
LaMarcus Aldridge	63	22	1392	241	479	503	0	2	000	83	115	722	144	168	312	24	186-3	22	73	565	9.0
Juan Dixon*	55	1	1243	189	444	426	52	143	364	60	72	833	16	69	85	82	112-0	49	7	490	8.9
Ime Udoka	75	75	2144	237	514	461	89	219	406	66	89	742	95	184	279	112	207-2	71	17	629	8.4
Martell Webster	82	27	1759	195	492	396	91	250	364	93	132	705	43	197	240	52	126-0	35	19	574	7.0
Jamaal Magloire	81	23	1703	199	395	504	0	0	000	131	242	541	151	341	492	30	226-0	21	66	529	6.5
Freddy Jones	24	3	449	43	112	384	7	27	259	22	26	846	7	26	33	53	41-1	18	4	115	4.8
Raef LaFrentz	27	9	352	39	102	382	2	23	087	20	26	769	25	45	70	8	57-2	7	11	100	3.7
Sergio Rodriguez	67	1	862	101	239	423	24	85	282	21	26	808	20	71	91	218	72-0	35	2	247	3.7
Dan Dickau	50	3	444	54	151	358	16	61	262	42	53	792	7	36	43	70	55-0	14	1	166	3.3
Stephen Graham	14	1	165	17	40	425	3	11	273	8	9	889	6	15	21	5	25-0	4	1	45	3.2
Joel Przybilla	43	43	701	37	78	474	0	0	000	10	27	370	59	109	168	12	124-0	10	67	84	2.0
Luke Schenscher	11	0	118	7	23	304	0	0	000	5	7	714	10	15	25	1	25-2	2	4	19	1.7
Jeremy Richardson	1	0	1	0	0	000	0	0	000	0	0	000	0	0	0	0	0-0	0	0	0	0.0
Portland	82	19955	2874	6392	.450	426	1232	.346	1543	2006	.769	923	2299	3222	1513	1931-13	555	380	7717	94.1	
Opponents	82	19955	2962	6292	.471	467	1293	.361	1678	2157	.778	850	2347	3197	1703	1750-20	539	380	8069	98.4	

\*Did not complete season with Trail Blazers

	Date	Opponent	Score	Record	Home	Road	Scoring Leader	Rebounding Leader
1.	11/1	@ Seattle	110-106	W 1-0		1-0	30 Randolph	10 Randolph
2.	11/3	@ Golden State	89-102	L 1-1		1-1	22 Randolph	11 Randolph
3.	11/4	Minnesota	88-86	W 2-1	1-0		18 Outlaw	15 Outlaw
4.	11/6	@ L.A. Clippers	89-102	L 2-2		1-2	35 Randolph	13 Randolph
5.	11/8	L.A. Lakers	101-90	W 3-2	2-0		36 Randolph	11 Magloire
6.	11/10	N.O./Okla.City	92-91	W 4-2	3-0		31 Randolph	12 Randolph
7.	11/12	Dallas	96-103	L 4-3	3-1		20 Randolph, Jack	9 Randolph
8.	11/14	@ Minnesota	89-101	L 4-4		1-3	26 Randolph	9 Randolph
9.	11/15	@ Cleveland	87-100	L 4-5		1-4	26 Randolph	11 Randolph
10.	11/17	@ Boston	90-118	L 4-6		1-5	23 Randolph	12 Randolph
11.	11/18	@ New Jersey	86-68	W 5-6		2-5	20 Randolph	16 Randolph
12.	11/20	San Antonio	98-107	L 5-7	3-2		23 Randolph	8 Randolph
13.	11/22	New Jersey	100-97	W 6-7	4-2		25 Randolph	8 Randolph, Aldridge
14.	11/25	@ Sacramento	85-105	L 6-8		2-6	24 Randolph	8 Randolph
15.	11/26	Phoenix	101-119	L 6-9	4-3		22 Outlaw	9 Randolph
16.	11/28	Indiana	97-105	L 6-10	4-4		30 Randolph	11 Randolph
17.	12/1	Orlando	89-91	L 6-11	4-5		28 Randolph	13 Randolph
18.	12/3	Atlanta	96-107	L 6-12	4-6		30 Randolph	8 Aldridge
19.	12/5	@ Detroit	88-85	W 7-12		3-6	31 Randolph	13 Randolph
20.	12/6	@ Milwaukee	94-102 (ot)	L 7-13		3-7	30 Jack	14 Randolph
21.	12/8	@ Indiana	95-108	L 7-14		3-8	29 Randolph	7 Magloire
22.	12/10	@ Toronto	93-83	W 8-14		4-8	22 Jack, Webster	10 Magloire
23.	12/11	@ Philadelphia	81-79	W 9-14		5-8	18 Randolph	10 Randolph
24.	12/13	@ Memphis	85-79	W 10-14		6-8	21 Randolph	11 Randolph
25.	12/15	L.A. Clippers	109-99	W 11-14	5-6		26 Randolph	9 Magloire
26.	12/20	Houston	89-87	W 12-14	6-6		24 Randolph	13 Randolph
27.	12/22	Toronto	100-101 (ot)	L 12-15	6-7		20 Randolph	15 Magloire
28.	12/26	@ Phoenix	87-110	L 12-16		6-9	18 Randolph, Jack	14 Randolph
29.	12/27	N.O./Okla.City	100-85	W 13-16	7-7		26 Randolph	11 Randolph
30.	12/29	Philadelphia	95-98	L 13-17	7-8		15 Roy	12 Randolph
31.	12/30	@ Utah	86-96	L 13-18		6-10	34 Randolph	13 Randolph
32.	1/1	Boston	81-89	L 13-19	7-9		18 Roy	13 Magloire
33.	1/3	New York	81-99	L 13-20	7-10		15 Randolph	9 Randolph
34.	1/6	@ Sacramento	110-105 (ot)	W 14-20		7-10	32 Randolph	15 Randolph
35.	1/7	Miami	90-93	L 14-21	7-11		18 Roy	7 Magloire, Webster
36.	1/9	@ San Antonio	84-98	L 14-22		7-11	25 Randolph	9 Randolph
37.	1/10	@ Dallas	74-99	L 14-23		7-12	21 Randolph	6 Magl., Webster, Roy, Aldridge
38.	1/12	Sacramento	95-87	W 15-23	8-11		23 Randolph	12 Randolph
39.	1/14	Denver	93-109	L 15-24	8-12		23 Rodriguez	7 LaFrentz
40.	1/17	Cleveland	94-76	W 16-24	9-12		26 Randolph	12 Randolph
41.	1/19	@ Phoenix	101-106	L 16-25		7-13	36 Randolph	15 Randolph
42.	1/21	Milwaukee	99-95	W 17-25	10-12		28 Roy	12 Randolph
43.	1/24	Minnesota	101-98 (ot)	W 18-25	11-12		22 Randolph	15 Randolph
44.	1/26	@ Houston	69-99	L 18-26		7-14	13 Randolph	8 Webster
45.	1/27	@ Memphis	135-132 (2ot)	W 19-26		8-14	42 Randolph	12 Randolph
46.	1/29	@ N.O./Okla.City	91-103	L 19-27		8-15	20 Randolph	13 Randolph
47.	1/31	Denver	100-91	W 20-27	12-12		26 Randolph	17 Randolph
48.	2/2	@ Denver	107-114 (ot)	L 20-28		8-16	25 Randolph	9 Randolph
49.	2/3	Chicago	86-88	L 20-29	12-13		27 Randolph	7 Randolph
50.	2/6	Phoenix	102-109 (ot)	L 20-30	12-14		33 Randolph	10 Randolph
51.	2/9	@ Charlotte	108-100 (ot)	W 21-30		9-16	40 Randolph	9 Randolph
52.	2/11	@ Washington	94-73	W 22-30		10-16	18 Jack, Aldridge	10 Aldridge
53.	2/13	@ Miami	85-104	L 22-31		10-17	17 Randolph	7 Udoka
54.	2/14	@ Orlando	91-103	L 22-32		10-18	28 Randolph	10 Randolph
55.	2/20	Utah	103-100	W 23-32	13-14		27 Roy	12 Randolph
56.	2/21	@ L.A. Lakers	112-108	W 24-32		11-18	30 Jack	9 Randolph
57.	2/23	Memphis	102-103	L 24-33	13-15		25 Randolph	10 Magloire
58.	2/26	@ Seattle	73-97	L 24-34		11-19	14 Outlaw	8 Randolph, Aldridge
59.	3/1	Charlotte	127-90	W 25-34	14-15		30 Aldridge	8 Roy
60.	3/3	Sacramento	96-104	L 25-35	14-16		24 Randolph	12 Randolph
61.	3/6	San Antonio	94-99	L 25-36	14-17		19 Roy	12 Randolph
62.	3/11	Golden State	106-87	W 26-36	15-17		26 Roy	13 Randolph
63.	3/13	@ Denver	99-107	L 26-37		11-20	26 Randolph	17 Aldridge
64.	3/14	Detroit	75-87	L 26-38	15-18		21 Randolph	11 Randolph
65.	3/16	@ L.A. Lakers	111-116 (ot)	L 26-39		11-21	31 Randolph	10 Aldridge
66.	3/18	Seattle	77-95	L 26-40	15-19		16 Randolph	12 Magloire
67.	3/20	Washington	100-98	W 27-40	16-19		25 Aldridge	12 Roy
68.	3/22	@ New York	92-86	W 28-40		12-21	24 Roy	16 Magloire
69.	3/23	@ Atlanta	102-100 (ot)	W 29-40		13-21	27 Aldridge	16 Magloire
70.	3/25	@ Minnesota	93-94	L 29-41		13-22	22 Roy	9 Magloire, Randolph
71.	3/26	@ Chicago	89-100	L 29-42		13-23	20 Aldridge	8 Randolph, Aldridge
72.	3/29	Memphis	92-96	L 29-43	16-20		43 Randolph	17 Randolph
73.	3/31	L.A. Clippers	86-99	L 29-44	16-21		23 Roy	6 Magloire
74.	4/4	Utah	94-89	W 30-44	17-21		29 Roy	12 Magloire
75.	4/6	@ Houston	85-78	W 31-44		14-23	24 Roy	14 Magloire
76.	4/7	@ Dallas	74-86	L 31-45		14-24	18 Jack	9 Magloire
77.	4/9	@ San Antonio	96-112	L 31-46		14-25	19 Jack, Magloire	5 Magloire, Roy, Udoka, Outlaw
78.	4/11	Houston	95-99	L 31-47	17-22		20 Roy	10 Magloire
79.	4/13	@ L.A. Clippers	89-107	L 31-48		14-26	18 Roy	6 Magloire, Roy
80.	4/14	Seattle	108-102	W 32-48	18-22		25 Jack	15 Magloire
81.	4/16	@ Utah	93-130	L 32-49		14-27	26 Outlaw	6 LaFrentz
82.	4/18	Golden State	98-120	L 32-50	18-23		36 Outlaw	11 Magloire



Left to right, first row: John Townsend, Monty Williams, Nate McMillan, Larry Miller, Paul Allen, Kevin Pritchard, Tom Penn, Maurice Lucas, Dean Demopoulos. Second row: Martell Webster, Josh McRoberts, LaMarcus Aldridge, Joel Przybilla, Greg Oden, Raef LaFrentz, Channing Frye, Travis Outlaw, Brandon Roy. Third row: Bob Medina, Kaleb Canales, Steve Blake, Jarrett Jack, James Jones, Von Wafer, Sergio Rodriguez, Geoff Clark, Jay Jensen.

**IN REVIEW** — With a nine-game improvement from the season prior, the 2007-08 Trail Blazers posted a 41-41 record, marking the first time Portland finished the regular season at .500 or better since 2003-04. The league's youngest team ran off 13 straight wins in December, the second-longest winning stretch in franchise history. During the month, Nate McMillan was named Western Conference Coach of the Month and Brandon Roy became only the second Trail Blazer to earn Western Conference Player of the Week honors in back-to-back weeks. In a season of peaks and valleys, Portland started out 5-12 before running its record to a season-best nine games above .500 at 22-13 and finishing the year an even 41-41, good for third in the Northwest Division and 10th in the Western Conference. Brandon Roy averaged a team-best 19.1 points and 5.8 assists, and became the first Trail Blazers player to be named to the All-Star Game since 2001. Along with Roy, LaMarcus Aldridge (17.8), Travis Outlaw (13.3), Martell Webster (10.7) and Steve Blake (8.5) all eclipsed career highs in scoring.

**HONORS** — Brandon Roy was named a Western Conference All-Star and two-time Western Conference Player of the Week. He finished second among sophomores in scoring (19.1) and first in assists (5.8). Right behind Roy, LaMarcus Aldridge ranked third among second-year players at 17.8 points per game and led all sophomores with 7.6 rebounds. Nate McMillan was named Western Conference Coach of the Month for December, becoming the first Portland coach to earn the honor in the 21st century.

**CHANGES** — Joe Prunty is named an assistant coach; Tom Penn is named assistant general manager. **DRAFT PICKS** — Greg Oden, Ohio State; Josh McRoberts, Duke; Derrick Byars, Vanderbilt; Taurean Green, Florida; Demetris Nichols, Syracuse. **KEY TRANSACTIONS** — Acquired draft rights to Petteri Koponen from Philadelphia in exchange for cash considerations and draft rights to Derrick Byars; traded Zach Randolph, Freddy Jones, Dan Dickau and Demetris Nichols' draft rights to New York in exchange for Channing Frye, Steve Francis and the Knicks' second-round pick in 2008; acquired James Jones and draft rights to Rudy Fernandez from Phoenix in exchange for cash considerations; signed Steve Blake; re-signed Travis Outlaw; acquired Von Wafer from Denver in exchange for Taurean Green; waived Darius Miles.

**Overall record: 41-41 (tie 15th in league, 10th in conference, 3rd in division)**  
**Home record: 28-13 (11th in league), Road record: 13-28 (tie, 18th in league)**

2007-08 PORTLAND TRAIL BLAZERS STATISTICS

	G	St	Min	FG	FGA	Pct.	3FG	3AT	Pct.	FT	FTA	Pct.	Off	Def	Reb	Ast.	PF-DQ	Stl	Blk	Pts	Avg.
Roy	74	74	2792	531	1170	.454	73	215	.340	281	373	.753	81	267	348	430	147-1	79	16	1416	19.1
Aldridge	76	76	2649	561	1160	.484	1	7	.143	227	298	.762	220	358	578	122	240-7	55	94	1350	17.8
Outlaw	82	6	2186	417	964	.433	40	101	.396	218	294	.741	96	280	376	106	173-0	59	63	1092	13.3
Webster	75	70	2132	277	656	.422	123	317	.388	122	166	.735	54	242	296	90	159-0	42	28	799	10.7
Jack	82	16	2229	267	620	.431	65	190	.342	215	248	.867	31	203	234	313	129-0	61	1	814	9.9
Blake	81	78	2424	261	640	.408	121	298	.406	49	64	.766	31	164	195	413	133-0	55	4	692	8.5
Jones	58	3	1276	143	327	.437	91	205	.444	86	98	.878	43	118	161	34	96-0	24	15	463	8.0
Frye	78	20	1342	221	453	.488	3	10	.300	85	109	.780	107	247	354	57	208-1	29	27	530	6.8
Przybilla	77	67	1819	144	250	.576	0	1	.000	83	122	.680	195	454	649	27	234-1	13	93	371	4.8
Rodriguez	72	0	628	69	196	.352	17	58	.293	25	38	.658	13	45	58	123	57-0	24	0	180	2.5
Green*	8	0	44	4	16	.250	1	8	.125	8	8	1.000	0	4	4	8	3-0	1	0	17	2.1
LaFrentz	39	0	291	27	61	.443	0	4	.000	11	19	.579	28	39	67	6	59-0	12	17	65	1.7
Wafer	8	0	64	7	23	.304	3	11	.273	2	4	.500	0	9	9	2	3-0	0	2	19	2.4
McRoberts	8	0	28	6	10	.600	0	1	.000	0	0	.000	2	8	10	2	1-0	1	0	12	1.5
Portland	82	19905	2935	6546	.448	538	1426	.377	1412	1841	.767	901	2438	3339	1733	1642-10	455	360	7820	95.4	
Opponents	82	19905	2983	6616	.451	533	1499	.356	1401	1828	.766	957	2465	3422	1714	1656-4	488	301	7900	96.3	

\*Did not complete season with Trail Blazers

	Date	Opponent	Score	Record	Home	Road	Scoring Leader	Rebounding Leader
1.	10/30	@ San Antonio	97-106	L 0-1		0-1	27 Aldridge	10 Przybilla
2.	11/2	@ New Orleans	93-113	L 0-2		0-2	23 Roy	9 Aldridge
3.	11/3	@ Houston	80-89	L 0-3		0-3	23 Roy	8 Przy, Webster, Aldridge
4.	11/7	New Orleans	93-90	W 1-3	1-0		20 Jack	11 Przybilla
5.	11/9	Memphis	110-98	W 2-3	2-0		30 Aldridge	10 Aldridge
6.	11/10	Dallas	91-82	W 3-3	3-0		32 Roy	10 Outlaw, Przybilla
7.	11/13	Detroit	102-94	W 4-3	4-0		22 Aldridge	10 Przybilla, Aldridge
8.	11/14	@ Denver	93-110	L 4-4		0-4	15 Aldridge	9 Aldridge
9.	11/16	@ Philadelphia	88-92	L 4-5		0-5	25 Roy, Aldridge	7 Przybilla
10.	11/17	@ Washington	90-109	L 4-6		0-6	18 Jack, Aldridge	10 Aldridge
11.	11/19	@ Charlotte	92-101	L 4-7		0-7	18 Jack	8 Frye
12.	11/21	New Jersey	101-106	L 4-8	4-1		25 Roy	8 Aldridge
13.	11/23	Sacramento	87-84	W 5-8	5-1		28 Aldridge	12 Aldridge
14.	11/26	Orlando	74-85	L 5-9	5-2		16 Aldridge	11 Przybilla
15.	11/28	Indiana	89-95	L 5-10	5-3		26 Outlaw	10 Roy
16.	11/30	@ Dallas	80-91	L 5-11		0-8	22 Aldridge	12 Aldridge
17.	12/2	@ San Antonio	79-100	L 5-12		0-9	17 Outlaw, Webster	11 Outlaw
18.	12/3	@ Memphis	106-105	W 6-12		1-9	26 Roy	9 Roy
19.	12/6	Miami	112-106	W 7-12	6-3		25 Roy	10 Aldridge
20.	12/9	Milwaukee	117-113 (ot)	W 8-12	7-3		26 Roy	8 Roy
21.	12/11	@ Utah	97-89	W 9-12		2-9	25 Webster	10 Przybilla
22.	12/12	Golden State	105-95	W 10-12	8-3		22 Outlaw	10 Przybilla
23.	12/14	Utah	99-91	W 11-12	9-3		29 Roy	8 Przybilla
24.	12/16	@ Denver	116-105	W 12-12		3-9	26 Roy	11 Przybilla
25.	12/17	New Orleans	88-76	W 13-12	10-3		24 Roy	11 LaFrentz
26.	12/19	Toronto	101-96	W 14-12	11-3		25 Roy	9 Roy
27.	12/21	Denver	99-96	W 15-12	12-3		19 Webster	10 Frye
28.	12/25	Seattle	89-79	W 16-12	13-3		17 Jack, Roy	16 Przybilla
29.	12/28	Minnesota	109-98	W 17-12	14-3		22 Roy	8 Aldridge
30.	12/30	Philadelphia	97-72	W 18-12	15-3		22 Roy	9 Frye
31.	12/31	@ Utah	101-111	L 18-13		3-10	36 Aldridge	5 Jack
32.	1/2	@ Minnesota	90-79	W 19-13		4-10	24 Roy	11 Aldridge
33.	1/3	@ Chicago	115-109 (2ot)	W 20-13		5-10	25 Roy	13 Aldridge
34.	1/5	Utah	103-89	W 21-13	16-3		26 Webster	8 Przybilla, Aldridge
35.	1/9	Golden State	109-91	W 22-13	17-3		24 Blake	10 Przybilla
36.	1/13	@ Toronto	109-116 (2ot)	L 22-14		5-11	33 Roy	9 Jack, Przybilla, Aldridge
37.	1/14	@ New Jersey	99-73	W 23-14		6-11	20 Aldridge	12 Przybilla
38.	1/16	@ Boston	90-100	L 23-15		6-12	22 Roy	9 Przybilla
39.	1/18	@ Miami	98-91	W 24-15		7-12	24 Roy	9 Przybilla
40.	1/19	@ Orlando	94-101	L 24-16		7-13	25 Roy	8 Przybilla
41.	1/21	@ Atlanta	111-109 (ot)	W 25-16		8-13	23 Outlaw	7 Frye, Webster
42.	1/23	@ New Orleans	81-96	L 25-17		8-14	17 Aldridge	8 Aldridge
43.	1/25	Houston	79-89	L 25-18	17-4		23 Roy	6 Aldridge
44.	1/27	Atlanta	94-93	W 26-18	18-4		24 Roy	8 Aldridge
45.	1/30	Cleveland	83-84	L 26-19	18-5		16 Roy, Aldridge	9 Przybilla, Aldridge
46.	2/1	New York	94-88 (ot)	W 27-19	19-5		20 Roy	10 Roy
47.	2/4	Denver	103-105 (ot)	L 27-20	19-6		26 Roy	12 Aldridge
48.	2/6	Chicago	100-97	W 28-20	20-6		28 Roy	6 Aldridge
49.	2/8	@ Detroit	82-91	L 28-21		8-15	22 Aldridge	6 Przybilla, Aldridge
50.	2/9	@ Indiana	93-101	L 28-22		8-16	21 Aldridge	11 Przybilla, Aldridge
51.	2/11	@ Houston	83-95	L 28-23		8-17	22 Aldridge	9 Przybilla
52.	2/13	@ Dallas	76-96	L 28-24		8-18	25 Roy	7 Przybilla
53.	2/19	Sacramento	94-105	L 28-25	20-7		23 Outlaw	9 Przybilla
54.	2/21	Seattle	92-88	W 29-25	21-7		19 Outlaw, Roy	14 Roy
55.	2/22	@ Seattle	87-99	L 29-26		8-19	26 Outlaw	10 Przybilla
56.	2/24	Boston	102-112	L 29-27	21-8		24 Outlaw	9 Przybilla
57.	2/26	@ L.A. Lakers	83-96	L 29-28		8-20	24 Aldridge	16 Przybilla
58.	2/27	@ L.A. Clippers	82-80	W 30-28		9-20	21 Jack	9 Przybilla
59.	2/29	L.A. Lakers	119-111	W 31-28	22-8		22 Aldridge	12 Przybilla
60.	3/2	@ Golden State	104-110	L 31-29		9-21	26 Roy	10 Przybilla
61.	3/4	Phoenix	92-97	L 31-30	22-9		25 Roy	9 Aldridge
62.	3/7	@ Milwaukee	103-101	W 32-30		10-21	29 Aldridge	15 Przybilla
63.	3/8	@ New York	120-114 (ot)	W 33-30		11-21	27 Roy	11 Przybilla
64.	3/10	@ Cleveland	80-88	L 33-31		11-22	25 Aldridge	10 Webster, Aldridge
65.	3/11	@ Minnesota	103-96	W 34-31		12-22	27 Roy	10 Przybilla
66.	3/13	@ Sacramento	85-96	L 34-32		12-23	21 Roy	10 Przybilla
67.	3/15	Minnesota	107-96	W 35-32	23-9		26 Aldridge	13 Przybilla
68.	3/18	Phoenix	98-111	L 35-33	23-10		31 Aldridge	8 Aldridge
69.	3/21	L.A. Clippers	107-102	W 36-33	24-10		22 Aldridge	12 Aldridge
70.	3/22	@ L.A. Clippers	83-72	W 37-33		13-23	23 Roy	26 Przybilla
71.	3/24	@ Seattle	84-97	L 37-34		13-24	22 Webster	13 Przybilla
72.	3/25	Washington	102-82	W 38-34	25-10		23 Webster	17 Przybilla
73.	3/27	@ Golden State	95-111	L 38-35		13-25	22 Blake	9 Przybilla
74.	3/29	Charlotte	85-93	L 38-36	25-11		26 Outlaw	18 Przybilla
75.	4/2	@ L.A. Lakers	91-104	L 38-37		13-26	23 Outlaw, Webster	12 Aldridge
76.	4/3	Houston	86-95	L 38-38	25-12		23 Aldridge	15 Przybilla
77.	4/6	San Antonio	65-72	L 38-39	25-13		18 Roy	11 Aldridge
78.	4/8	L.A. Lakers	112-103	W 39-39	26-13		23 Roy	16 Aldridge
79.	4/11	@ Sacramento	86-103	L 39-40		13-27	24 Aldridge	15 Aldridge
80.	4/12	Dallas	108-105	W 40-40	27-13		23 Roy	10 Frye
81.	4/15	Memphis	113-91	W 41-40	28-13		20 Jones	9 Outlaw
82.	4/16	@ Phoenix	91-100	L 41-41		13-28	24 Outlaw	12 Outlaw



Left to right, first row: John Townsend, Monty Williams, Nate McMillan, Larry Miller, Paul Allen, Kevin Pritchard, Tom Penn, Maurice Lucas, Dean Demopoulos, Joe Prunty. Second row: Brandon Roy, Martell Webster, Shavlik Randolph, LaMarcus Aldridge, Joel Przybilla, Greg Oden, Channing Frye, Travis Outlaw, Nicolas Batum, Michael Ruffin, Rudy Fernandez. Third row: Bob Medina, Kaleb Canales, Bill Bayno, Jerryd Bayless, Steve Blake, Sergio Rodriguez, Geoff Clark, Jay Jensen, Tim Grass, Dana Sinclair.

**IN REVIEW** — Portland's 54 wins marked its best total since 1999-2000 and a 13-game leap from 2007-08. The Trail Blazers won their final six contests and 10 of the last 11 to claim a share of the Northwest Division title with Denver and home court advantage as the fourth seed in the Western Conference Playoffs, marking Portland's first playoff berth since 2003. The Trail Blazers dropped their first round series with Houston, 4-2. The team's 34 home wins were its most since moving to the Moda Center in 1995, and Portland never lost at home when leading at halftime (26-0). Its 22-8 record against the Eastern Conference led all teams in the West. The Trail Blazers dominated the backboards, leading the NBA in percentage of shots rebounded on the offensive glass and overall. Brandon Roy was named an All-Star for the second straight season and led Portland with a career-high 22.6 points. LaMarcus Aldridge (18.1), Travis Outlaw (12.8), Steve Blake (11.0, career high) and rookie Rudy Fernandez (10.4) also averaged double figures in scoring.

**HONORS** — Brandon Roy became the first Trail Blazer to be named to an All-NBA Team (Second Team) since 1991-92. Roy was also named a Western Conference All-Star and two-time Western Conference Player of the Week. He finished 10th in the NBA in scoring (22.6). Nate McMillan was named Western Conference Coach of the Month for April after leading the team to a 7-1 record. Rudy Fernandez earned All-Rookie Second Team honors.

**CHANGES** — Bill Bayno is named an assistant coach. **DRAFT PICKS** — Brandon Rush, Kansas; Joey Dorsey, Memphis; Omer Asik, Turkey; Mike Taylor, Idaho (D-League). **KEY TRANSACTIONS** — Acquired draft rights to Darrell Arthur from New Orleans for cash considerations; Acquired draft rights to Nicolas Batum from Houston in exchange for draft rights to Darrell Arthur and Joey Dorsey; Sent draft rights to Omer Asik to Chicago in exchange for three second round draft picks from Chicago and Denver; Sent draft rights to Mike Taylor to the L.A. Clippers in exchange for a 2009 second round draft pick; Acquired Ike Diogu and draft rights to Jerryd Bayless in exchange for Jarrett Jack, Josh McRoberts, draft rights to Brandon Rush and cash considerations; Acquired Michael Ruffin in exchange for Ike Diogu as part of three-team trade involving Chicago and Sacramento.

**Overall record: 54-28 (tie, 5th in league, tie, 2nd in conference, tie, 1st in division)**  
**Home record: 34-7 (4th in league), Road record: 20-21 (tie, 8th in league)**  
**Lost to Houston Rockets in Western Conference First Round, 4-2.**

## 2008-09 PORTLAND TRAIL BLAZERS STATISTICS

	G	St	Min	FG	FGA	Pct.	3FG	3AT	Pct.	FT	FTA	Pct.	Off	Def	Reb	Ast.	PF	DQ	Stl	Blk	Pts	Avg.
Roy	78	78	2903	633	1318	.480	83	220	.377	416	505	.824	104	266	370	400	127	88	22	1765	22.6	
Aldridge	81	81	3004	601	1243	.484	7	28	.250	261	334	.781	234	371	605	157	207	77	77	1470	18.1	
Outlaw	81	6	2246	385	850	.453	89	236	.377	175	242	.723	70	261	331	83	168	47	57	1034	12.8	
Blake	69	69	2188	277	647	.428	140	328	.427	63	75	.840	28	145	173	348	126	69	4	757	11.0	
Fernandez	78	4	1993	268	630	.425	159	398	.399	120	143	.839	47	160	207	159	111	69	12	815	10.4	
Oden	61	39	1314	198	351	.564	0	0	---	144	226	.637	169	255	424	31	238	25	69	540	8.9	
Przybilla	82	43	1952	168	269	.625	0	1	1.000	112	169	.663	204	513	717	27	215	34	97	448	5.5	
Batum	79	76	1454	161	361	.446	62	168	.369	42	52	.808	84	136	220	74	139	50	40	426	5.4	
Rodriguez	80	13	1225	129	329	.392	37	114	.325	61	77	.792	43	87	130	286	133	54	2	356	4.5	
Bayless	53	0	655	69	189	.365	7	27	.259	83	103	.806	8	49	57	78	81	16	2	228	4.3	
Frye	63	1	746	113	267	.423	11	33	.333	26	36	.722	41	99	140	24	106	17	16	263	4.2	
Randolph	10	0	37	8	13	.615	1	1	1.000	1	4	.250	10	8	18	0	4	0	1	18	1.8	
Diogu*	19	0	73	6	19	.316	0	0	---	15	20	.750	12	5	17	0	9	1	2	27	1.4	
Ruffin	11	0	35	2	7	.286	0	0	---	2	2	1.000	6	5	11	0	7	3	1	6	0.5	
Webster	1	0	5	0	1	1.000	0	1	1.000	0	0	---	0	0	0	0	0	0	0	0	0.0	
Portland	82	19830	3018	6494	465	596	1555	383	1521	1988	.765	1060	2360	3420	1667	1671	550	402	8153	99.4		
Opponents	82	19830	2899	6302	.460	487	1301	.374	1430	1780	.803	786	2190	2976	1590	1733	514	319	7715	94.1		

\*Did not complete season with Trail Blazers

	Date	Opponent	Score	Record	Home	Road	Scoring Leader	Rebounding Leader
1.	10/28	@ L.A. Lakers	76-96	L 0-1		0-1	18 Outlaw	11 Przybilla
2.	10/31	San Antonio	100-99	W 1-1	1-0		26 Roy	8 Fernandez
3.	11/1	@ Phoenix	96-107	L 1-2		0-2	20 Fernandez,Roy	9 Przybilla
4.	11/5	@ Utah	96-103	L 1-3		0-3	18 Roy,Aldridge	16 Przybilla
5.	11/8	Houston	101-99 (ot)	W 2-3	2-0		27 Aldridge	13 Outlaw
6.	11/8	Minnesota	97-93	W 3-3	3-0		24 Roy,Aldridge	13 Aldridge
7.	11/10	@ Orlando	106-99	W 4-3		1-3	27 Roy	11 Aldridge
8.	11/12	@ Miami	104-96	W 5-3		2-3	25 Fernandez	10 Przybilla
9.	11/14	@ New Orleans	82-97	L 5-4		2-4	21 Roy	11 Oden
10.	11/15	@ Minnesota	88-83	W 6-4		3-4	24 Roy	8 Oden,Przybilla
11.	11/18	@ Golden State	106-111	L 6-5		3-5	22 Oden,Roy	10 Oden
12.	11/19	Chicago	116-74	W 7-5	4-0		20 Roy	10 Oden
13.	11/21	@ Sacramento	117-96	W 8-5		4-5	20 Blake	10 Przybilla
14.	11/22	@ Phoenix	92-102	L 8-6		4-6	26 Roy	8 Frye,Przybilla
15.	11/24	Sacramento	91-90	W 9-6	5-0		28 Roy	12 Przybilla
16.	11/26	Miami	106-68	W 10-6	6-0		17 Frye	10 Oden
17.	11/28	New Orleans	101-86	W 11-6	7-0		25 Roy	8 Oden
18.	11/30	@ Detroit	96-85	W 12-6		5-6	27 Aldridge	13 Oden
19.	12/2	@ New York	104-97	W 13-6		6-6	23 Roy	14 Przybilla
20.	12/3	@ Washington	98-92	W 14-6		7-6	22 Roy	10 Oden
21.	12/5	@ Boston	78-93	L 14-7		7-7	13 Outlaw,Aldridge	8 Przybilla
22.	12/7	@ Toronto	98-97	W 15-7		8-7	20 Aldridge	10 Oden
23.	12/9	Orlando	108-109	L 15-8	7-1		30 Roy	13 Aldridge
24.	12/11	@ Utah	88-97	L 15-9		8-8	33 Roy	9 Oden
25.	12/12	L.A. Clippers	112-120 (ot)	L 15-10	7-2		38 Roy	15 Oden
26.	12/16	Sacramento	109-77	W 16-10	8-2		29 Roy	14 Przybilla
27.	12/18	Phoenix	124-119	W 17-10	9-2		52 Roy	6 Outlaw,Przybilla
28.	12/22	@ Denver	89-97	L 17-11		8-9	20 Aldridge	8 Przybilla
29.	12/23	Denver	101-92	W 18-11	10-2		22 Aldridge	19 Przybilla
30.	12/25	Dallas	94-102	L 18-12	10-3		22 Roy	5 Oden,Przybilla,Roy
31.	12/27	Toronto	102-89	W 19-12	11-3		32 Roy	10 Oden
32.	12/30	Boston	91-86	W 20-12	12-3		21 Blake	11 Oden
33.	1/2	New Orleans	77-92	L 20-13	12-4		19 Fernandez	10 Aldridge
34.	1/4	@ L.A. Lakers	86-100	L 20-14		8-10	22 Aldridge	11 Aldridge
35.	1/7	Detroit	84-83	W 21-14	13-4		26 Aldridge	7 Przybilla
36.	1/10	Golden State	113-100	W 22-14	14-4		26 Aldridge	8 Oden
37.	1/12	@ Chicago	109-95	W 23-14		9-10	33 Outlaw	13 Oden
38.	1/14	@ Philadelphia	79-100	L 23-15		9-11	27 Roy	9 Przybilla,Aldridge
39.	1/15	@ New Jersey	105-99	W 24-15		10-11	29 Roy	11 Przybilla
40.	1/17	@ Charlotte	97-102 (ot)	L 24-16		10-12	21 Aldridge	10 Przybilla
41.	1/19	Milwaukee	102-85	W 25-16	15-4		24 Oden	15 Oden
42.	1/21	Cleveland	98-104	L 25-17	15-5		23 Roy	15 Przybilla
43.	1/24	Washington	100-87	W 26-17	16-5		22 Roy	14 Oden
44.	1/26	@ L.A. Clippers	113-88	W 27-17		11-12	33 Roy	8 Przybilla
45.	1/28	Charlotte	88-74	W 28-17	17-5		25 Aldridge	14 Oden
46.	1/31	Utah	122-108	W 29-17	18-5		30 Roy	17 Przybilla
47.	2/2	@ New Orleans	97-89	W 30-17		12-12	22 Aldridge	11 Aldridge
48.	2/4	@ Dallas	99-104	L 30-18		12-13	26 Roy	7 Roy
49.	2/6	@ Oklahoma City	93-102	L 30-19		12-14	32 Roy	9 Roy
50.	2/8	New York	109-108	W 31-19	19-5		23 Outlaw	12 Oden
51.	2/11	Oklahoma City	106-92	W 32-19	20-5		22 Roy	14 Przybilla
52.	2/12	@ Golden State	98-105	L 32-20		12-15	37 Roy	12 Outlaw
53.	2/18	Memphis	94-90	W 33-20	21-5		24 Roy	15 Przybilla
54.	2/20	Atlanta	108-98	W 34-20	22-5		27 Roy	11 Aldridge
55.	2/22	L.A. Clippers	116-87	W 35-20	23-5		28 Aldridge	10 Aldridge
56.	2/24	@ Houston	94-98	L 35-21		12-16	24 Roy	8 Przybilla,Aldridge
57.	2/25	@ San Antonio	84-99	L 35-22		12-17	15 Frye	10 Przybilla
58.	2/27	@ Minnesota	102-82	W 36-22		13-17	19 Roy	10 Aldridge
59.	3/1	San Antonio	102-84	W 37-22	24-5		26 Aldridge,Roy	10 Przybilla
60.	3/4	Indiana	107-105	W 38-22	25-5		28 Roy	12 Przybilla
61.	3/5	@ Denver	90-106	L 38-23		13-18	22 Roy	12 Przybilla
62.	3/7	Minnesota	95-93	W 39-23	26-5		31 Roy	11 Aldridge
63.	3/9	L.A. Lakers	111-94	W 40-23	27-5		27 Roy	18 Przybilla
64.	3/11	Dallas	89-93	L 40-24	27-6		23 Aldridge	15 Przybilla
65.	3/13	New Jersey	109-100	W 41-24	28-6		31 Roy	10 Outlaw,Aldridge
66.	3/15	@ Atlanta	80-98	L 41-25		13-19	29 Roy	14 Przybilla
67.	3/16	@ Memphis	103-92	W 42-25		14-19	22 Aldridge	13 Przybilla
68.	3/18	@ Indiana	95-85	W 43-25		15-19	20 Roy	11 Przybilla
69.	3/19	@ Cleveland	92-97 (ot)	L 43-26		15-20	24 Roy	11 Przybilla
70.	3/21	@ Milwaukee	96-84	W 44-26		16-20	30 Roy	14 Przybilla
71.	3/23	Philadelphia	108-114 (ot)	L 44-27	28-7		24 Aldridge	12 Aldridge
72.	3/26	Phoenix	129-109	W 45-27	29-7		29 Aldridge	12 Aldridge
73.	3/28	Memphis	86-66	W 46-27	30-7		21 Roy	10 Przybilla
74.	3/31	Utah	125-104	W 47-27	31-7		26 Aldridge	9 Przybilla
75.	4/3	@ Oklahoma City	107-72	W 48-27		17-20	35 Aldridge	18 Aldridge
76.	4/5	@ Houston	88-102	L 48-28		17-21	22 Aldridge,Roy	9 Aldridge
77.	4/7	@ Memphis	96-93	W 49-28		18-21	24 Roy	8 Aldridge
78.	4/8	@ San Antonio	95-83	W 50-28		19-21	26 Roy	17 Przybilla
79.	4/10	L.A. Lakers	106-98	W 51-28	32-7		24 Roy	13 Przybilla
80.	4/11	@ L.A. Clippers	87-72	W 52-28		20-21	21 Aldridge	14 Przybilla
81.	4/13	Oklahoma City	113-83	W 53-28	33-7		21 Outlaw	12 Przybilla
82.	4/15	Denver	104-76	W 54-28	34-7		21 Outlaw	8 Przybilla

See Playoff section for 2009 Playoff game-by-game scores





Left to right, first row: John Townsend, Monty Williams, Nate McMillan, Larry Miller, Paul Allen, Kevin Pritchard, Dean Demopoulos, Maurice Lucas, Joe Prunty, Bill Bayno. Second row: Brandon Roy, Martell Webster, Juwan Howard, LaMarcus Aldridge, Joel Przybilla, Greg Oden, Marcus Camby, Jeff Pendergraph, Nicolas Batum, Dante Cunningham, Rudy Fernandez. Third row: Matt Wilson, Kaleb Canales, Bob Medina, Travis Diener, Andre Miller, Jerryd Bayless, Patty Mills, Geoff Clark, Jay Jensen, Tim Grass.

**IN REVIEW** — The Trail Blazers posted their second straight 50-win season for the first time since 1999-2000 and 2000-01, and just the fifth time in franchise history. Portland won 13 of its last 17 games to finish with a mark of 50-32. After winning 12 of their last 16 road contests, the Trail Blazers finished the season 24-17 on the road, tied for the third-best road mark in team history and the best record away from home since 1999-2000 (29-12). Portland's 24 road wins were the second-most by a team in the Western Conference. Making their second straight playoff appearance, the Trail Blazers won Game 1 in Phoenix but fell to the Suns in the First Round by a count of 4-2. Portland led the NBA with a 15-4 mark (12-3 on the road) in the second games of back-to-back sets. The Trail Blazers allowed the fewest points per game (94.8) of any team in the West. Brandon Roy was named to the All-Star Team for the third consecutive year and averaged a team-high 21.5 points to go with 4.4 rebounds and 4.7 assists. LaMarcus Aldridge (17.9), Andre Miller (14.0), Greg Oden (11.1) and Nicolas Batum (10.1) also scored better than 10 points per game.

**HONORS** — Brandon Roy was named to an All-NBA Team (Third Team) for the second straight year, becoming just the third Trail Blazer to earn the honor at least twice. Roy was also named a Western Conference All-Star for the third time and Western Conference Player of the Week for the week ending March 14. Marcus Camby finished second in the NBA in rebounding (11.8) and fifth in blocked shots (1.97) in games with the L.A. Clippers and Portland.

**DRAFT PICKS** — Victor Claver, Spain; Dante Cunningham, Villanova; Jon Brockman, Washington; Patty Mills, St. Mary's. **KEY TRANSACTIONS** — Acquired draft rights to Jeff Pendergraph in exchange for Sergio Rodriguez, draft rights to Jon Brockman and cash considerations; Signed free agent Andre Miller; Acquired Marcus Camby in exchange for Steve Blake, Travis Outlaw and cash considerations.

**Overall record: 50-32 (tie, 9th in league, tie, 6th in conference, tie, 3rd in division)**

**Home record: 26-15 (tie, 13th in league), Road record: 24-17 (tie, 5th in league)**

**Lost to Phoenix Suns in Western Conference First Round, 4-2.**

## 2009-10 PORTLAND TRAIL BLAZERS STATISTICS

	G	St	Min	FG	FGA	Pct.	3FG	3AT	Pct.	FT	FTA	Pct.	Off	Def	Reb	Ass	PF-DQ	Stl	Blk	Pts	Avg.
Roy	65	65	2419	491	1038	.473	73	221	.330	343	440	.780	73	212	285	305	136-0	61	16	1398	21.5
Aldridge	78	78	2922	579	1169	.495	5	16	.313	230	304	.757	192	435	627	160	231-2	67	48	1393	17.9
Miller	82	66	2500	404	908	.445	16	80	.200	322	392	.821	81	185	266	445	169-1	93	9	1146	14.0
Oden	21	21	502	92	152	.605	0	0	---	49	64	.766	64	114	178	19	84-1	8	48	233	11.1
Batum	37	25	918	139	268	.519	54	132	.409	43	51	.843	32	109	141	44	83-1	24	25	375	10.1
Outlaw*	11	0	231	38	101	.376	12	31	.387	21	24	.875	13	25	38	8	13-0	7	8	109	9.9
Webster	82	49	2005	259	639	.405	124	332	.373	126	155	.813	47	221	268	62	153-1	45	40	768	9.4
Bayless	74	11	1304	200	483	.414	29	92	.315	201	242	.831	18	102	120	172	152-1	26	5	630	8.5
Fernandez	62	2	1441	160	423	.378	98	266	.368	85	98	.867	35	129	164	127	87-0	62	11	503	8.1
Blake*	51	28	1397	143	355	.403	78	207	.377	24	32	.750	15	103	118	203	84-0	37	2	388	7.6
Camby	23	23	718	72	145	.497	0	1	1.000	18	31	.581	83	172	255	35	56-0	26	47	162	7.0
Howard	73	27	1632	191	375	.509	0	1	1.000	55	70	.786	108	227	335	61	191-1	27	10	437	6.0
Przybilla	30	9	681	45	86	.523	0	0	---	33	51	.647	72	166	238	8	95-2	8	43	123	4.1
Cunningham	63	2	707	106	214	.495	0	2	1.000	31	48	.646	54	106	160	14	97-0	24	22	243	3.9
Pendergraph	39	4	405	43	65	.662	0	0	---	18	20	.900	25	73	98	1	76-0	7	16	104	2.7
Mills	10	0	38	10	24	.417	2	4	.500	4	7	.571	1	1	2	5	6-0	0	0	26	2.6
Randolph*	3	0	6	1	3	.333	0	0	---	2	21	0.000	0	1	1	1	0-0	0	0	4	1.3
Diener	5	0	26	1	4	.250	0	2	1.000	1	2	.500	0	1	1	4	1-0	1	0	3	0.6
Tolliver*	2	0	4	0	1	1.000	0	1	1.000	0	0	---	0	0	1	1	0-0	0	0	0	0.0
<b>Portland</b>	<b>82</b>	<b>-</b>	<b>19855</b>	<b>2974</b>	<b>6453</b>	<b>.461</b>	<b>491</b>	<b>1388</b>	<b>.354</b>	<b>1606</b>	<b>2033</b>	<b>.790</b>	<b>913</b>	<b>2383</b>	<b>3296</b>	<b>1674</b>	<b>1715-10</b>	<b>1012</b>	<b>350</b>	<b>8045</b>	<b>98.1</b>
<b>Opponents</b>	<b>82</b>	<b>-</b>	<b>19855</b>	<b>2950</b>	<b>6352</b>	<b>.464</b>	<b>480</b>	<b>1399</b>	<b>.343</b>	<b>1394</b>	<b>1870</b>	<b>.745</b>	<b>801</b>	<b>2322</b>	<b>3123</b>	<b>1583</b>	<b>1767-21</b>	<b>1104</b>	<b>333</b>	<b>7774</b>	<b>94.8</b>

\*Did not complete season with Trail Blazers

	Date	Opponent	Score	Record	Home	Road	Scoring Leader	Rebounding Leader
1.	10/27	Houston	96-87	W 1-0	1-0		23 Outlaw	12 Oden
2.	10/29	Denver	94-97	L 1-1	1-1		30 Roy	9 Oden
3.	10/31	@ Houston	107-111	L 1-2		0-1	42 Roy	9 Oden
4.	11/1	@ Oklahoma City	83-74	W 2-2		1-1	18 Blake	10 Oden
5.	11/3	Atlanta	91-97	L 2-3	1-2		20 Aldridge	14 Aldridge
6.	11/6	San Antonio	96-84	W 3-3	2-2		24 Roy	13 Przybilla
7.	11/8	Minnesota	116-93	W 4-3	3-2		21 Miller	13 Przybilla
8.	11/10	@ Memphis	93-79	W 5-3			20 Roy	12 Aldridge
9.	11/11	@ Minnesota	107-84	W 6-3		3-1	18 Oden	11 Oden,Przybilla
10.	11/13	@ New Orleans	86-78	W 7-3		4-1	20 Aldridge	13 Aldridge
11.	11/14	@ Charlotte	80-74	W 8-3		5-1	25 Roy	7 Aldridge,Fernandez,Roy
12.	11/16	@ Atlanta	95-99 (ot)	L 8-4		5-2	19 Fernandez	9 Aldridge,Roy
13.	11/18	Detroit	87-81	W 9-4	4-2		20 Aldridge,Roy	10 Oden
14.	11/20	@ Golden State	94-108	L 9-5		5-3	19 Fernandez	9 Przybilla
15.	11/21	Minnesota	106-78	W 10-5	5-2		21 Webster	13 Webster
16.	11/23	Chicago	122-98	W 11-5	6-2		24 Aldridge,Oden	13 Aldridge
17.	11/25	New Jersey	93-83	W 12-5	7-2		18 Oden	10 Przybilla
18.	11/27	Memphis	96-106	L 12-6	7-3		26 Roy	10 Oden
19.	11/28	@ Utah	92-108	L 12-7		5-4	19 Roy	5 Cunningham,Przy,Web
20.	12/1	Miami	100-107	L 12-8	7-4		25 Roy	20 Oden
21.	12/5	Houston	90-89	W 13-8	8-4		28 Roy	12 Przybilla
22.	12/7	@ New York	84-93	L 13-9		5-5	27 Roy	13 Aldridge
23.	12/9	@ Indiana	102-91	W 14-9		6-5	29 Roy	8 Aldridge,Przybilla
24.	12/11	@ Cleveland	99-104	L 14-10		6-6	23 Roy	11 Przybilla
25.	12/12	@ Milwaukee	101-108 (2ot)	L 14-11		6-7	31 Aldridge	11 Aldridge
26.	12/15	Sacramento	95-88	W 15-11	9-4		25 Aldridge,Roy	10 Przybilla
27.	12/17	Phoenix	105-102	W 16-11	10-4		29 Bayless	10 Przybilla
28.	12/19	@ Orlando	83-92	L 16-12		6-8	33 Roy	10 Przybilla
29.	12/20	@ Miami	102-95	W 17-12		7-8	28 Roy	12 Przybilla
30.	12/22	@ Dallas	85-81	W 18-12		8-8	23 Roy	12 Aldridge
31.	12/23	@ San Antonio	98-94	W 19-12		9-8	31 Bayless	12 Howard
32.	12/25	Denver	107-96	W 20-12	11-4		41 Roy	13 Aldridge
33.	12/28	Philadelphia	93-104	L 20-13	11-5		24 Roy	12 Aldridge
34.	12/30	L.A. Clippers	103-99	W 21-13	12-5		25 Roy	14 Pendergraph
35.	1/2	Golden State	105-89	W 22-13	13-5		37 Roy	11 Webster
36.	1/4	@ L.A. Clippers	95-105	L 22-14		9-9	25 Webster	7 Pendergraph
37.	1/5	Memphis	105-109	L 22-15	13-6		27 Roy	10 Miller
38.	1/8	L.A. Lakers	107-98	W 23-15	14-6		32 Roy	10 Howard
39.	1/10	Cleveland	94-106	L 23-16	14-7		34 Roy	13 Aldridge
40.	1/13	Milwaukee	120-108	W 24-16	15-7		22 Roy	7 Aldridge,Howard
41.	1/15	Orlando	102-87	W 25-16	16-7		24 Webster	14 Aldridge
42.	1/18	@ Washington	92-97	L 25-17		9-10	22 Aldridge,Miller	15 Aldridge
43.	1/20	@ Philadelphia	98-90	W 26-17		10-10	24 Miller	9 Aldridge
44.	1/22	@ Boston	95-98 (ot)	L 26-18		10-11	28 Miller	12 Howard
45.	1/23	@ Detroit	97-93	W 27-18		11-11	28 Webster	8 Aldridge
46.	1/25	New Orleans	97-98	L 27-19	16-8		16 Aldridge,Howard	7 Fernandez,Howard
47.	1/27	Utah	95-106	L 27-20	16-9		25 Aldridge	11 Howard
48.	1/29	@ Houston	100-104	L 27-21		11-12	25 Fernandez	9 Batum
49.	1/30	@ Dallas	114-112 (ot)	W 28-21		12-12	52 Miller	12 Howard
50.	2/1	Charlotte	98-79	W 29-21	17-9		17 Aldridge	9 Batum
51.	2/3	@ Utah	105-118	L 29-22		12-13	27 Aldridge	12 Aldridge
52.	2/4	San Antonio	96-93	W 30-22	18-9		28 Aldridge	13 Aldridge
53.	2/6	L.A. Lakers	82-99	L 30-23	18-10		16 Aldridge	7 Howard
54.	2/9	Oklahoma City	77-89	L 30-24	18-11		22 Miller	15 Aldridge
55.	2/10	@ Phoenix	108-101	W 31-24		13-13	22 Aldridge	7 Miller
56.	2/16	L.A. Clippers	109-87	W 32-24	19-11		28 Webster	9 Aldridge
57.	2/19	Boston	76-96	L 32-25	19-12		16 Miller	9 Aldridge
58.	2/21	Utah	89-93 (ot)	L 32-26	19-13		23 Roy	18 Camby
59.	2/23	@ New Jersey	102-93	W 33-26		14-13	28 Roy	7 Aldridge
60.	2/24	@ Toronto	101-87	W 34-26		15-13	20 Roy	7 Fernandez,Miller
61.	2/26	@ Chicago	111-115 (ot)	L 34-27		15-14	32 Aldridge	11 Camby
62.	2/27	@ Minnesota	110-91	W 35-27		16-14	31 Batum	7 Aldridge,Batum,Web
63.	3/1	@ Memphis	103-93	W 36-27		17-14	25 Roy	7 Camby,Roy
64.	3/3	Indiana	102-79	W 37-27	20-13		22 Roy	8 Cunningham
65.	3/7	@ Denver	106-118	L 37-28		17-15	24 Bayless	7 Aldridge,Howard
66.	3/9	Sacramento	88-81	W 38-28	21-13		19 Roy	8 Camby,Howard,Roy
67.	3/11	@ Golden State	110-105	W 39-28		18-15	41 Roy	17 Camby
68.	3/12	@ Sacramento	110-94	W 40-28		19-15	28 Roy	7 Camby
69.	3/14	Toronto	109-98	W 41-28	22-13		22 Aldridge,Batum	12 Aldridge
70.	3/19	Washington	76-74	W 42-28	23-13		19 Aldridge	19 Camby
71.	3/21	@ Phoenix	87-93	L 42-29		19-16	23 Roy	16 Camby
72.	3/25	Dallas	101-89	W 43-29	24-13		20 Aldridge	11 Camby
73.	3/27	@ New Orleans	112-101	W 44-29		20-16	28 Roy	14 Camby
74.	3/28	@ Oklahoma City	92-87	W 45-29		21-16	26 Miller	12 Camby
75.	3/31	New York	118-90	W 46-29	25-13		21 Aldridge	10 Camby
76.	4/1	@ Denver	92-109	L 46-30		21-17	24 Miller	8 Camby
77.	4/3	@ Sacramento	98-87	W 47-30		22-17	24 Roy	15 Camby
78.	4/7	@ L.A. Clippers	93-85	W 48-30		23-17	27 Aldridge	12 Aldridge
79.	4/9	Dallas	77-83	L 48-31	25-14		27 Aldridge	18 Camby
80.	4/11	@ L.A. Lakers	91-88	W 49-31		24-17	24 Aldridge	17 Camby
81.	4/12	Oklahoma City	103-95	W 50-31	26-14		30 Camby	13 Camby
82.	4/14	Golden State	116-122	L 50-32	26-15		23 Pendergraph	9 Bayless,Fernandez

See Playoff section for 2010 Playoff game-by-game scores



*Left to right, first row:* Dean Cooper, Bill Bayno, Kaleb Canales, Nate McMillan, Larry Miller, Paul Allen, Rich Cho, Bernie Bickerstaff, Bob Ociepka, Buck Williams. *Second row:* Bob Medina, Wesley Matthews, Rudy Fernandez, Nicolas Batum, LaMarcus Aldridge, Marcus Camby, Greg Oden, Chris Johnson, Luke Babbitt, Gerald Wallace, Brandon Roy, Tim Grass. *Third row:* Todd Forcier, Hersey Hawkins, Andre Miller, Elliot Williams, Armon Johnson, Patty Mills, Geoff Clark, Jay Jensen, Nick Thomas.

**IN REVIEW** — The Trail Blazers reached the playoffs for the third consecutive season for the first time since 2001-03. Portland went 5-2 in the month of April, when Nate McMillan was named Coach of the Month, to finish the year with a record of 48-34 and earn the sixth seed in the Western Conference. Portland fell, 4-2, to Dallas in the First Round of the 2011 NBA Playoffs. Portland posted a mark of 30-11 at the Moda Center, tied for the league's fifth-best home mark. The Trail Blazers shot a franchise-best 80.4 percent from the foul line. Portland won 14 times when tied or trailing entering the fourth quarter, second-most in the NBA. LaMarcus Aldridge earned his first All-NBA Team nod and averaged a team-high 21.8 points to go with 8.7 rebounds and 1.16 blocks. Aldridge became the third Trail Blazer to ever receive Player of the Month honors when he earned that designation in February after averaging a conference leading 27.8 points per game. Aldridge joined five other Trail Blazers with double-figure scoring averages (Wesley Matthews, 15.9; Gerald Wallace, 15.8; Andre Miller, 12.7; Nicolas Batum, 12.4; Brandon Roy, 12.2).

**HONORS** — LaMarcus Aldridge was named to the All-NBA Third Team. Aldridge was named Player of the Month in February, just the third Trail Blazer to receive such an honor. Nate McMillan earned Coach of the Month honors after leading Portland to a 5-2 mark in April.

**DRAFT PICKS** — Elliot Williams, Memphis; Armon Johnson, Nevada. **KEY TRANSACTIONS** — Acquired Ryan Gomes and draft rights to Luke Babbitt from Minnesota in exchange for Martell Webster; Signed free agent Wesley Matthews; Acquired Gerald Wallace from Charlotte in exchange for Joel Przybilla, Dante Cunningham, Sean Marks and two conditional first round picks.

**Overall record: 48-34 (10th in league, 6th in conference, 3rd in division)**

**Home record: 30-11 (tie, 5th in league), Road record: 18-23 (tie, 11th in league)**

**Lost to Dallas Mavericks in Western Conference First Round, 4-2.**

## 2010-11 PORTLAND TRAIL BLAZERS STATISTICS

	G	St	Min	FG	FGA	Pct.	3FG	3AT	Pct.	FT	FTA	Pct.	Off	Def	Reb	Ast	PF-DQ	Stl	Blk	Pts	Avg.	
Roy	65	65	2419	491	1038	.473	73	221	.330	343	440	.780	73	212	285	305	136-0	61	16	1398	21.5	
Aldridge	81	81	3211	707	1415	.500	4	23	.174	351	444	.791	278	431	709	170	220	82	94	1769	21.8	
Matthews	82	69	2758	440	979	.449	154	378	.407	266	315	.844	48	210	258	164	195	102	9	1300	15.9	
Wallace	23	15	821	134	269	.498	27	80	.338	69	90	.767	39	136	175	57	63	46	15	364	15.8	
Miller	81	81	2650	388	844	.460	4	37	.108	249	292	.853	97	205	302	566	171	114	12	1029	12.7	
Batum	80	67	2522	367	807	.455	118	342	.345	138	164	.841	109	252	361	123	194	68	49	990	12.4	
Roy	47	23	1310	209	523	.400	38	114	.333	117	138	.848	28	93	121	129	76	37	12	573	12.2	
Fernandez	78	3	1821	213	575	.370	116	361	.321	126	146	.863	37	135	172	193	134	87	14	668	8.6	
Mills	64	0	783	135	328	.412	47	133	.353	36	47	.766	19	32	51	109	63	27	1	353	5.5	
Cunningham*	56	9	1108	126	291	.433	0	4	.000	32	45	.711	73	116	189	30	139	39	32	284	5.1	
Camby	59	51	1540	117	294	.398	0	1	.000	43	70	.614	182	424	606	121	140	40	92	277	4.7	
Barron	2	1	37	3	11	.273	0	0	---	1	2	.500	4	10	14	3	4	0	0	7	3.5	
A. Johnson	38	0	277	46	101	.455	5	12	.417	13	22	.591	11	25	36	45	31	5	1	110	2.9	
C. Johnson	10	1	106	7	18	.389	0	0	---	13	18	.722	11	16	27	2	18	3	6	27	2.7	
Przybilla*	31	9	445	21	34	.618	0	0	---	13	23	.565	28	93	121	13	63	5	14	55	1.8	
Marks*	29	0	208	19	44	.432	2	2	1.000	5	8	.625	16	24	40	4	44	3	5	45	1.6	
Babbitt	24	0	137	15	55	.273	3	16	.188	3	9	.333	6	24	30	6	15	2	2	36	1.5	
Oberto*	5	0	45	3	5	.600	0	0	---	1	2	.500	3	4	7	0	10	0	0	7	1.4	
Collins*	5	0	24	1	6	.167	0	0	---	0	0	---	7	0	7	1	5	0	0	2	0.4	
Portland	82	-	19805	2951	6599	.447	518	1503	.345	1476	1835	.804	996	2230	3226	1736	1585	660	1070	358	7896	96.3
Opponents	82	-	19805	2904	6218	.467	529	1440	.367	1434	1869	.767	868	2385	3253	1573	1743	566	1286	339	7771	94.8

\*Did not complete season with Trail Blazers

	Date	Opponent	Score	Record	Home	Road	Scoring Leader	Rebounding Leader
1.	10/26	Phoenix	106-92	W 1-0	1-0		24 Roy	11 Batum
2.	10/27	@L.A. Clippers	98-88	W 2-0		1-0	22 Roy	14 Camby
3.	10/30	@New York	100-95	W 3-0		2-0	29 Roy	10 Aldridge
4.	11/1	@Chicago	98-110	L 3-1		2-1	33 Aldridge	11 Camby
5.	11/2	@Milwaukee	90-76	W 4-1		3-1	18 Matthews	13 Camby
6.	11/4	Oklahoma City	106-107 (ot)	L 4-2	1-1		22 Aldridge	12 Camby
7.	11/6	Toronto	97-84	W 5-2	2-1		26 Roy	16 Camby
8.	11/7	@L.A. Lakers	96-121	L 5-3		3-2	20 Miller	7 Camby
9.	11/9	Detroit	100-78	W 6-3	3-1		19 Aldridge	17 Aldridge
10.	11/12	@Oklahoma City	108-110	L 6-4		3-3	24 Roy	6 Batum/Camby
11.	11/13	@New Orleans	87-107	L 6-5		3-4	16 Batum	12 Camby
12.	11/16	@Memphis	100-99	W 7-5		4-4	30 Matthews	17 Camby
13.	11/18	Denver	86-83	W 8-5	4-1		24 Aldridge	14 Camby
14.	11/20	Utah	94-103	L 8-6	4-2		24 Aldridge	14 Camby
15.	11/26	New Orleans	78-97	L 8-7	4-3		27 Roy	9 Aldridge
16.	11/28	@New Jersey	96-98	L 8-8		4-5	25 Matthews	10 Camby
17.	11/30	@Philadelphia	79-88	L 8-9		4-6	26 Matthews	12 Aldridge
18.	12/1	@Boston	95-99	L 8-10		4-7	23 Matthews	9 Camby
19.	12/3	@Washington	79-83	L 8-11		4-8	18 Roy	15 Aldridge
20.	12/5	L.A. Clippers	100-91	W 9-11	5-3		25 Matthews	19 Camby
21.	12/7	Phoenix	106-99	W 10-11	6-3		24 Matthews	6 Aldridge
22.	12/9	Orlando	97-83	W 11-11	7-3		22 Miller	13 Camby
23.	12/10	@Phoenix	101-94	W 12-11		5-8	26 Roy	18 Camby
24.	12/12	@San Antonio	78-95	L 12-12		5-9	17 Matthews	13 Camby
25.	12/13	@Memphis	73-86	L 12-13		5-10	18 Matthews	14 Camby
26.	12/15	@Dallas	98-103	L 12-14		5-11	35 Aldridge	10 Aldridge
27.	12/17	Minnesota	107-102	W 13-14	8-3		36 Aldridge	10 Aldridge
28.	12/18	Golden State	96-95	W 14-14	9-3		17 Aldridge/Miller	12 Aldridge
29.	12/20	Milwaukee	106-80	W 15-14	10-3		29 Aldridge	19 Aldridge
30.	12/25	@Golden State	102-109	L 15-15		5-12	25 Matthews	13 Camby
31.	12/27	@Utah	96-91	W 16-15		6-12	26 Aldridge	12 Camby
32.	12/28	@Denver	77-95	L 16-16		6-13	18 Aldridge	13 Aldridge
33.	12/30	Utah	100-89	W 17-16	11-3		30 Matthews	20 Camby
34.	1/2	Houston	100-85	W 18-16	12-3		25 Aldridge	13 Camby
35.	1/4	@Dallas	81-84	L 18-17		6-14	28 Aldridge	20 Camby
36.	1/5	@Houston	103-100	W 19-17		7-14	27 Aldridge	13 Aldridge
37.	1/7	@Minnesota	108-98	W 20-17		8-14	36 Matthews	10 Aldridge
38.	1/9	Miami	100-107 (ot)	L 20-18	12-4		31 Aldridge	14 Aldridge/Camby
39.	1/11	New York	86-100	L 20-19	12-5		19 Aldridge	16 Camby
40.	1/14	@Phoenix	111-115	L 20-20		8-15	26 Matthews	15 Camby
41.	1/15	New Jersey	96-89	W 21-20	13-5		27 Aldridge	10 Camby
42.	1/17	Minnesota	113-102	W 22-20	14-5		37 Aldridge	12 Aldridge
43.	1/19	@Sacramento	94-90 (ot)	W 23-20		9-15	24 Batum	11 Przybilla
44.	1/20	L.A. Clippers	108-93	W 24-20	15-5		28 Aldridge/Matthews	8 Aldridge/Miller
45.	1/22	Indiana	97-92	W 25-20	16-5		25 Aldridge	12 Aldridge
46.	1/24	Sacramento	81-96	L 25-21	16-6		21 Matthews	9 Batum
47.	1/27	Boston	78-88	L 25-22	16-7		17 Aldridge	16 Aldridge
48.	2/1	San Antonio	99-86	W 26-22	17-7		40 Aldridge	11 Aldridge
49.	2/2	@Denver	90-109	L 26-23		9-16	19 Matthews	9 Aldridge
50.	2/4	@Indiana	87-100	L 26-24		9-17	19 Fernandez	10 Aldridge
51.	2/5	@Cleveland	111-105	W 27-24		10-17	31 Matthews	10 Aldridge
52.	2/7	Chicago	109-103	W 28-24	18-7		42 Aldridge	8 Aldridge
53.	2/11	@Toronto	102-96	W 29-24		11-17	37 Aldridge	10 Aldridge
54.	2/13	@Detroit	105-100	W 30-24		12-17	36 Aldridge	7 Matthews
55.	2/14	@Minnesota	95-81	W 31-24		13-17	23 Matthews	13 Cunningham
56.	2/16	New Orleans	103-96	W 32-24	19-7		34 Aldridge	8 Matthews
57.	2/23	L.A. Lakers	101-106 (ot)	L 32-25	19-8		29 Aldridge	14 Aldridge
58.	2/25	Denver	107-106 (ot)	W 33-25	20-8		24 Aldridge	14 Aldridge
59.	2/27	Atlanta	83-90	L 33-26	20-9		20 Miller	8 Aldridge
60.	3/1	Houston	87-103	L 33-27	20-10		22 Batum	10 Wallace
61.	3/2	@Sacramento	107-102	W 34-27		14-17	21 Matthews	13 Camby
62.	3/5	Charlotte	93-69	W 35-27	21-10		26 Aldridge	10 Camby
63.	3/7	@Orlando	89-85	W 36-27		15-17	24 Aldridge	10 Camby/Wallace
64.	3/8	@Miami	105-96	W 37-27		16-17	26 Aldridge	9 Wallace
65.	3/11	@Charlotte	92-97	L 37-28		16-18	20 Matthews	11 Camby
66.	3/12	@Atlanta	82-91	L 37-29		16-19	22 Aldridge	12 Wallace
67.	3/15	Dallas	104-101	W 38-29	22-10		30 Aldridge	8 Aldridge/Camby
68.	3/17	Cleveland	111-70	W 39-29	23-10		20 Aldridge	11 Aldridge
69.	3/19	Philadelphia	110-101	W 40-29	24-10		28 Matthews	7 Aldridge
70.	3/20	@L.A. Lakers	80-84	L 40-30		16-20	25 Batum	11 Camby
71.	3/22	Washington	111-76	W 41-30	25-10		28 Wallace	12 Batum
72.	3/25	San Antonio	98-96	W 42-30	26-10		21 Batum/Miller	10 Wallace
73.	3/27	@Oklahoma City	90-99	L 42-31		16-21	40 Wallace	13 Camby
74.	3/28	@San Antonio	100-92	W 43-31		17-21	26 Miller	13 Batum
75.	3/30	@New Orleans	91-95	L 43-32		17-22	24 Aldridge	15 Aldridge
76.	4/1	Oklahoma City	98-91	W 44-32	27-10		32 Aldridge	8 Aldridge
77.	4/3	Dallas	104-96	W 45-32	28-10		19 Wallace	8 Aldridge/Wallace
78.	4/5	Golden State	87-108	L 45-33	28-11		17 Aldridge/Matthews	12 Aldridge
79.	4/7	@Utah	98-87	W 46-33		18-22	29 Wallace	11 Aldridge
80.	4/8	L.A. Lakers	93-86	W 47-33	29-11		24 Aldridge	13 Wallace
81.	4/12	Memphis	102-89	W 48-33	30-11		22 Aldridge	11 Aldridge/Camby
82.	4/13	@Golden State	86-110	L 48-34		18-23	23 Mills	13 Barron/C. Johnson

See Playoff section for 2011 Playoff game-by-game scores



*Left to right, first row:* Dan Dickau, Dean Cooper, Larry Greer, Kaleb Canales, Larry Miller, Paul Allen, Chad Buchanan, Bernie Bickerstaff, Bob Ociepka, Buck Williams. *Second Row:* Bob Medina, Wesley Matthews, Craig Smith, Nicolas Batum, Kurt Thomas, LaMarcus Aldridge, Hasheem Thabeet, Joel Przybilla, Luke Babbitt, JJ Hickson, Jamal Crawford, Tim Grass. *Third Row:* John Ross, Todd Forcier, Hersey Hawkins, Raymond Felton, Nolan Smith, Elliot Williams, Jonny Flynn, Geoff Clark, Jay Jensen, Brant Helms.

**IN REVIEW** — After a 7-2 start in league play, the Trail Blazers finished the season below .500 for the first time since the 2006-07 campaign and missed out on the playoffs for the first time in four seasons. Portland won its first six home games of the season, and 11 of its first 12. The team was led during the season by LaMarcus Aldridge, who was selected to his first All-Star game while averaging 21.7 points per game, seventh in the NBA, along with 8.0 rebounds and 2.4 assists. Aldridge led seven different Trail Blazers who averaged double-digit scoring (JJ Hickson, 15.1; Jamal Crawford, 14.0; Nicolas Batum, 13.9; Wesley Matthews, 13.7; Gerald Wallace, 13.3; Raymond Felton, 11.4). Nicolas Batum averaged career highs in points (13.9), rebounds (4.6) and steals (0.97), and led the team in blocks (1.02). Against Denver on Feb. 4, Batum broke the franchise record with nine 3-point field goals. Wesley Matthews finished tied for fifth in the NBA in 3-point field goals (129) after finishing tied for seventh the year before, becoming the only player in the league to finish in the top seven in both seasons.

**HONORS** — LaMarcus Aldridge was named a Western Conference All-Star for the first time, and the 15th Trail Blazer to be selected to the All-Star Game. Jamal Crawford became the first Portland player to finish the NBA season with the highest free throw percentage in the league.

**CHANGES** — Larry Greer is named an assistant coach; Kaleb Canales becomes interim head coach on March 15, replacing Nate McMillan. **DRAFT PICKS** — Nolan Smith, Duke; Jon Diebler, Ohio State. **KEY TRANSACTIONS** — Acquired Raymond Felton from Denver in exchange for Andre Miller, with Rudy Fernandez and the NBA rights to Petteri Koponen going to Dallas as part of a three-team trade; Signed free agents Kurt Thomas, Jamal Crawford and Craig Smith; Acquired Mehmet Okur, Shawne Williams and a first round draft selection from New Jersey in exchange for Gerald Wallace; Acquired Jonny Flynn, Hasheem Thabeet and a second round pick from Houston in exchange for Marcus Camby.

**Overall record: 28-38 (20th in league, 11th in conference, 4th in division)**  
**Home record: 20-13 (tie, 16th in league), Road record: 8-25 (27th in league)**

### 2011-12 PORTLAND TRAIL BLAZERS STATISTICS

	G	St	Min	FG	FGA	Pct.	3FG	3AT	Pct.	FT	FTA	Pct.	Off	Def	Reb	Ass.	PF-DD	Stl	Blk	Pts	Avg.
Aldridge	55	55	1994	483	943	.512	2	11	.182	223	274	.814	150	292	442	134	153-1	51	45	1191	21.7
Hickson	19	10	600	119	219	.543	0	1	1.000	49	76	.645	66	92	158	23	41-0	12	18	287	15.1
Crawford	60	6	1613	283	737	.384	80	260	.308	191	206	.927	16	102	118	91	74-0	55	14	837	14.0
Batum	59	34	1791	289	641	.451	107	274	.391	133	159	.836	81	190	271	84	105-0	57	60	818	13.9
Matthews	66	53	2228	314	763	.412	129	337	.383	147	171	.860	56	168	224	113	148-0	96	15	904	13.7
Wallace*	42	42	1503	203	430	.472	26	98	.265	125	161	.776	63	214	277	115	107-1	62	25	557	13.3
Felton	60	56	1906	261	642	.407	62	203	.305	100	124	.806	27	122	149	390	122-0	78	10	684	11.4
Babbitt	40	4	537	71	173	.410	43	100	.430	17	20	.850	16	79	95	16	46-0	10	4	202	5.1
Flynn	18	1	281	34	90	.378	8	25	.320	18	25	.720	7	24	31	68	15-0	3	1	94	5.2
Camby*	40	40	894	67	161	.416	0	0	---	18	38	.474	105	249	354	75	88-3	33	56	152	3.8
N. Smith	44	4	541	67	180	.372	13	45	.289	20	28	.714	17	39	56	62	55-0	18	3	167	3.8
E. Williams	24	0	149	37	74	.500	8	27	.296	6	18	.333	7	12	19	6	18-0	6	3	88	3.7
C. Smith	47	0	464	59	117	.504	0	1	1.000	38	53	.717	33	77	110	19	55-0	16	5	156	3.3
Thomas	53	3	803	73	157	.465	0	0	---	14	20	.700	39	149	188	46	123-0	24	31	660	3.0
Przybilla	27	19	449	22	48	.458	0	0	---	11	18	.611	29	109	138	6	66-0	4	16	55	2.0
A. Johnson*	1	0	5	1	11	1.000	0	0	---	0	0	---	0	1	1	0	0-0	1	0	2	2.0
Thabeet	15	3	116	8	18	.444	0	0	---	13	20	.650	15	20	35	0	15-0	1	8	29	1.9
C. Johnson*	20	0	93	11	23	.478	0	0	---	10	12	.833	8	10	18	1	20-0	1	8	32	1.6
Portland	66	-	15965	2402	5417	.443	478	1382	.346	1133	1423	.796	735	1949	2684	1349	1251-2	528	322	6415	97.2
Opponents	66	-	15965	2476	5349	.463	442	1217	.363	1062	1421	.747	730	2062	2792	1392	1306-9	499	314	6456	97.8

\*Did not complete season with Trail Blazers

Date	Opponent	Score	Record	Home	Road	Scoring Leader	Rebounding Leader
1. 12/26	Philadelphia	107-103	W 1-0	1-0		25 Aldridge	13 Camby
2. 12/27	Sacramento	101-79	W 2-0	2-0		25 Wallace	9 Camby
3. 12/29	Denver	111-102	W 3-0	3-0		25 Matthews	12 Camby
4. 1/1	@L.A. Clippers	88-93	L 3-1		0-1	23 Crawford	9 Aldridge
5. 1/3	@Oklahoma City	103-93	W 4-1		1-1	30 Aldridge	10 Wallace
6. 1/5	L.A. Lakers	107-96	W 5-1	4-0		31 Wallace	10 Aldridge
7. 1/6	@Phoenix	77-102	L 5-2		1-2	14 Aldridge	11 Camby
8. 1/8	Cleveland	98-78	W 6-2	5-0		28 Aldridge	9 Camby
9. 1/10	L.A. Clippers	105-97	W 7-2	6-0		20 Wallace	11 Camby
10. 1/11	Orlando	104-107	L 7-3	6-1		24 Crawford	8 Aldridge
11. 1/13	@San Antonio	83-99	L 7-4		1-3	29 Aldridge	12 Wallace
12. 1/14	@Houston	105-107 (ot)	L 7-5		1-4	29 Batum	10 Aldridge
13. 1/16	@New Orleans	84-77	W 8-5		2-4	22 Aldridge	9 Aldridge
14. 1/18	@Atlanta	89-92	L 8-6		2-5	22 Crawford	11 Aldridge
15. 1/20	@Toronto	94-84	W 9-6		3-5	33 Aldridge	23 Aldridge
16. 1/21	@Detroit	91-94	L 9-7		3-6	25 Aldridge	9 Batum
17. 1/23	Sacramento	101-89	W 10-7	7-1		26 Crawford	16 Aldridge
18. 1/24	Memphis	97-84	W 11-7	8-1		23 Aldridge	22 Camby
19. 1/25	@Golden State	93-101	L 11-8		3-7	18 Aldridge	16 Camby
20. 1/27	Phoenix	109-71	W 12-8	9-1		23 Aldridge	20 Camby
21. 1/30	@Utah	89-93	L 12-9		3-8	25 Aldridge	9 Wallace
22. 2/1	Charlotte	112-68	W 13-9	10-1		24 Crawford	7 Camby
23. 2/2	@Sacramento	92-95	L 13-10		3-9	28 Aldridge	14 Aldridge
24. 2/4	Denver	117-97	W 14-10	11-1		33 Batum	20 Camby
25. 2/6	Oklahoma City	107-111 (ot)	L 14-11	11-2		39 Aldridge	15 Camby
26. 2/8	Houston	96-103	L 14-12	11-3		21 Crawford	9 Wallace
27. 2/10	@New Orleans	94-86	W 15-12		4-9	31 Crawford	7 Aldridge, Camby
28. 2/11	@Dallas	94-97 (2ot)	L 15-13		4-10	33 Aldridge	12 Aldridge
29. 2/14	Washington	109-124	L 15-14	11-4		33 Batum	12 Camby
30. 2/15	@Golden State	93-91	W 16-14		5-10	24 Wallace	11 Camby
31. 2/16	L.A. Clippers	71-74	L 16-15	11-5		19 Batum, Crawford	6 Batum, Camby, Thomas
32. 2/18	Atlanta	97-77	W 17-15	12-5		22 Batum	10 Aldridge, Thomas
33. 2/20	@L.A. Lakers	92-103	L 17-16		5-11	18 Aldridge, Batum	13 Camby
34. 2/21	San Antonio	137-97	W 18-16	13-5		21 Aldridge	10 Wallace
35. 2/29	@Denver	95-104	L 18-17		5-12	21 Crawford	9 Aldridge
36. 3/1	Miami	93-107	L 18-18	13-6		20 Aldridge	7 Camby, Matthews
37. 3/3	Minnesota	110-122	L 18-19	13-7		29 Batum	14 Wallace
38. 3/5	New Orleans	86-74	W 19-19	14-7		19 Batum	16 Camby
39. 3/7	@Minnesota	94-106	L 19-20		5-13	23 Felton	9 Wallace
40. 3/9	@Boston	86-104	L 19-21		5-14	22 Aldridge	10 Camby
41. 3/10	@Washington	110-99	W 20-21		6-14	30 Aldridge	10 Aldridge
42. 3/13	@Indiana	75-92	L 20-22		6-15	17 Aldridge	6 Przybilla, Wallace
43. 3/14	@New York	79-121	L 20-23		6-16	15 Aldridge, Wallace	12 Wallace
44. 3/16	@Chicago	100-89	W 21-23		7-16	21 Aldridge	9 Batum
45. 3/18	@Oklahoma City	95-111	L 21-24		7-17	23 Crawford	11 Przybilla
46. 3/20	Milwaukee	87-116	L 21-25	14-8		21 Aldridge, Matthews	12 Aldridge
47. 3/22	Memphis	97-93	W 22-25	15-8		24 Batum-24	9 Matthews
48. 3/23	@L.A. Lakers	96-103	L 22-26		7-18	29 Aldridge	9 Aldridge
49. 3/25	Golden State	90-87	W 23-26	16-8		24 Felton	9 Aldridge
50. 3/27	Oklahoma City	95-109	L 23-27	16-9		21 Hickson	8 Aldridge
51. 3/29	New Orleans	99-93	W 24-27	17-9		25 Aldridge	12 Aldridge
52. 3/30	@L.A. Clippers	97-98	L 24-28		7-19	29 Hickson	13 Hickson
53. 4/1	Minnesota	119-106	W 25-28	18-9		26 Aldridge	9 Hickson
54. 4/2	Utah	97-102	L 25-29	18-10		33 Matthews	10 Batum
55. 4/4	New Jersey	101-88	W 26-29	19-10		24 Aldridge	10 Batum
56. 4/6	@Dallas	99-97 (ot)	W 27-29		8-19	30 Felton	12 Aldridge
57. 4/7	@Milwaukee	94-116	L 27-30		8-20	21 Aldridge	10 Przybilla
58. 4/9	Houston	89-94	L 27-31	19-11		20 Aldridge	10 Hickson
59. 4/11	Golden State	118-110	W 28-31	20-11		34 Crawford	14 Przybilla
60. 4/13	Dallas	94-97	L 28-32	20-12		20 Batum	10 Hickson
61. 4/15	@Sacramento	103-104	L 28-33		8-21	31 Matthews	13 Hickson
62. 4/16	@Phoenix	107-125	L 28-34		8-22	22 Crawford, Hickson	8 Hickson
63. 4/18	Utah	91-112	L 28-35	20-13		21 Matthews	9 Hickson
64. 4/21	@Memphis	89-93	L 28-36		8-23	23 Hickson	13 Hickson
65. 4/23	@San Antonio	89-124	L 28-37		8-24	24 Matthews	10 Hickson
66. 4/26	@Utah	94-96	L 28-38		8-25	20 Hickson	9 Hickson



Left to right, first row: Jay Triano, Kaleb Canales, Terry Stotts, Chris McGowan, Paul Allen, Neil Olshey, David Vanterpool, Kim Hughes, Dale Osbourne. Second Row: Bob Medina, Wesley Matthews, Nicolas Batum, JJ Hickson, Joel Freeland, LaMarcus Aldridge, Meyers Leonard, Jared Jeffries, Luke Babbitt, Victor Claver, Sasha Pavlovic, Tim Grass. Third Row: John Ross, Todd Forcier, Eric Maynor, Damian Lillard, Will Barton, Elliot Williams, Nolan Smith, Geoff Clark, Jay Jensen, Brant Helms.

**IN REVIEW** — The Trail Blazers missed out on the playoffs for the second consecutive season after starting the year 6-10 and ending the season on a 13-game losing streak. Despite the poor start, Portland won 13 of its first 17 home games. LaMarcus Aldridge led the team in scoring for the second straight year with 21.7 points per game. Aldridge was honored throughout the season with his second consecutive All-Star selection and the Western Conference Player of the Week award on March 17. Aldridge was one of five Trail Blazers to average double-digit scoring (Damian Lillard, 19.0; Wesley Matthews, 14.8; Nicolas Batum, 14.3; JJ Hickson, 12.7). Damian Lillard played in all 82 games for Portland, becoming the fourth player in franchise history to earn Rookie of the Year honors after averaging 19.0 points and 6.5 assists per game. Lillard also led the NBA with 3,167 minutes played and finished fifth in the league with 185 3-point field goals. Nicolas Batum registered career highs in points (14.3) and rebounds (5.6), while Aldridge (9.1) and Hickson (10.4) also achieved career highs in rebounding.

**HONORS** — Damian Lillard was named the Kia NBA Rookie of the Year, becoming the fourth player in team history to earn the award. Lillard was also a First Team All-Rookie selection and earned Rookie of the Month honors in every month. LaMarcus Aldridge was selected as the NBA Player of the Week in the Western Conference on March 17. Aldridge was also named a Western Conference All-Star for the second consecutive year.

**CHANGES** — Terry Stotts is named the team's head coach; Jay Triano, David Vanterpool, Kim Hughes and Dale Osbourne named assistant coaches; Chris McGowan is named team president and chief executive officer. **DRAFT PICKS** — Damian Lillard, Weber State; Meyers Leonard, Illinois; Will Barton, Memphis. **KEY TRANSACTIONS** — Matched Minnesota's offer sheet for Nicolas Batum; Signed free agents JJ Hickson, Joel Freeland and Victor Claver.

**Overall record: 33-49 (21st in league, 11th in conference, 4th in division)**  
**Home record: 22-19 (tie, 19th in league), Road record: 11-30 (tie, 20th in league)**

2012-13 PORTLAND TRAIL BLAZERS STATISTICS

	G	St	Min	FG	FGA	Pct. 3FG	3AT	Pct.	FT	FTA	Pct.	Off	Def	Reb	Ass.	PF-DO	Stl	Blk	Pts	Avg.	
Aldridge	74	74	2790	638	1318	.484	2	14	143	282	348	.810	175	495	670	192	187-1	62	91	1560	21.1
Lillard	82	82	3167	553	1288	.429	185	503	.368	271	321	.844	42	215	257	531	172-0	74	19	1562	19.0
Matthews	69	69	2403	352	808	.436	169	425	.398	149	187	.797	35	156	191	174	172-0	90	18	1022	14.8
Batum	73	73	2807	352	833	.423	165	444	.372	178	210	.848	97	315	412	360	139-0	91	83	1047	14.3
Hickson	80	80	2323	418	744	.562	0	2	.000	182	268	.679	266	562	828	88	160-0	48	51	1018	12.7
Maynor	27	0	572	70	166	.422	19	50	.380	28	41	.683	4	24	28	109	36-0	12	1	187	6.9
Leonard	69	9	1206	151	277	.545	3	7	.429	72	89	.809	80	175	255	33	168-0	11	38	377	5.5
Barton	73	5	894	118	309	.382	9	65	.138	50	65	.769	36	109	145	58	56-0	34	9	295	4.0
Babbitt	62	0	730	86	234	.368	62	178	.348	10	13	.769	15	122	137	29	82-1	14	5	244	3.9
Claver	49	16	812	74	189	.392	25	87	.287	14	30	.467	31	88	119	43	75-1	26	12	187	3.8
N. Smith	40	0	288	42	114	.368	6	28	.214	20	28	.714	7	20	27	35	26-0	7	1	110	2.8
*Price	39	0	510	39	120	.325	10	39	.256	17	24	.708	13	31	44	73	61-1	26	3	105	2.7
Pavlovic	39	1	528	42	119	.353	18	60	.300	1	6	.167	7	49	56	32	59-0	24	5	103	2.6
Freeland	51	1	477	58	142	.408	0	---	---	18	27	.667	40	79	119	13	67-0	13	11	134	2.6
Jeffries	38	0	350	16	54	.296	0	2	.000	12	23	.522	26	34	60	14	58-0	6	6	44	1.2
Portland	82	-	19855	3009	6715	.448	673	1904	.353	1304	1680	.776	874	2474	3348	1784	1518-4	538	353	7995	97.5
Opponents	82	-	19855	3224	6807	.474	521	1531	.340	1286	1690	.761	901	2578	3479	1944	1537-10	691	359	8255	100.7

\*Did not complete season with Trail Blazers

	Date	Opponent	Score	Record	Home	Road	Scoring Leader	Rebounding Leader
1.	10/28	@ L.A. Lakers	116-106	W 1-0	1-0		26 Batum	10 Hickson
2.	11/2	@ Oklahoma City	92-106	L 1-1		0-1	22 Aldridge	15 Aldridge
3.	11/3	@ Houston	95-85 (ot)	W 2-1		1-1	27 Aldridge	12 Hickson
4.	11/5	@ Dallas	91-114	L 2-2		1-2	20 Aldridge, Matthews	11 Hickson
5.	11/8	L.A. Clippers	90-103	L 2-3	1-1		23 Batum	9 Batum
6.	11/10	San Antonio	109-112	L 2-4	1-2		33 Batum	14 Hickson
7.	11/12	Atlanta	87-95	L 2-5	1-3		19 Batum, Hickson	18 Hickson
8.	11/13	@ Sacramento	103-86	W 3-5		2-2	22 Lillard	13 Hickson
9.	11/16	Houston	119-117 (ot)	W 4-5	2-3		35 Batum	8 Leonard
10.	11/18	Chicago	102-94	W 5-5	3-3		21 Batum, Matthews	13 Aldridge
11.	11/21	@ Phoenix	87-114	L 5-6		2-3	24 Lillard	7 Aldridge
12.	11/23	Minnesota	103-95	W 6-6	4-3		30 Matthews	13 Hickson
13.	11/25	@ Brooklyn	85-98	L 6-7		2-4	20 Matthews	10 Hickson
14.	11/26	@ Detroit	101-10	L 6-8		2-5	32 Aldridge	10 Aldridge, Batum
15.	11/28	@ Washington	82-84	L 6-9		2-6	20 Batum, Lillard	19 Hickson
16.	11/30	@ Boston	78-96	L 6-10		2-7	23 Aldridge	8 Aldridge
17.	12/1	@ Cleveland	118-117 (2ot)	W 7-10		3-7	24 Lillard	9 Aldridge
18.	12/3	@ Charlotte	118-112 (ot)	W 8-10		4-7	25 Aldridge	13 Aldridge, Batum
19.	12/5	@ Indiana	92-99	L 8-11		4-8	23 Lillard	12 Hickson
20.	12/8	Sacramento	80-99	L 8-12	4-4		17 Aldridge	15 Hickson
21.	12/10	Toronto	92-74	W 9-12	5-4		30 Aldridge	12 Aldridge
22.	12/13	San Antonio	98-90	W 10-12	6-4		29 Lillard	12 Hickson
23.	12/16	New Orleans	95-94	W 11-12	7-4		24 Hickson	16 Hickson
24.	12/20	Denver	101-93	W 12-12	8-4		22 Batum	18 Hickson
25.	12/22	Phoenix	96-93	W 13-12	9-4		25 Lillard	15 Hickson
26.	12/23	@ Sacramento	96-108	L 13-13		4-9	22 Aldridge	11 Aldridge, Hickson
27.	12/26	Sacramento	109-91	W 14-13	10-4		28 Aldridge	14 Hickson
28.	12/28	@ L.A. Lakers	87-104	L 14-14		4-10	26 Aldridge	8 Hickson
29.	12/29	Philadelphia	89-85	W 15-14	11-4		22 Batum	13 Hickson
30.	1/1	@ New York	105-100	W 16-14		5-10	26 Batum	14 Aldridge
31.	1/2	@ Toronto	79-102	L 16-15		5-11	18 Lillard	10 Aldridge
32.	1/4	@ Memphis	86-84	W 17-15		6-11	21 Matthews	12 Aldridge
33.	1/5	@ Minnesota	102-97	W 18-15		7-11	26 Batum, Matthews	11 Hickson
34.	1/7	Orlando	125-119 (ot)	W 19-15	12-4		27 Aldridge	15 Hickson
35.	1/10	Miami	90-92	W 20-15	13-4		28 Batum	15 Batum
36.	1/11	@ Golden State	97-103	L 20-16		7-12	37 Lillard	12 Hickson
37.	1/13	Oklahoma City	83-87	L 20-17	13-5		33 Aldridge	11 Aldridge
38.	1/15	@ Denver	111-115 (ot)	L 20-18		7-13	30 Aldridge	13 Hickson
39.	1/16	Cleveland	88-93	L 20-19	13-6		23 Batum	12 Batum
40.	1/19	Milwaukee	104-110	L 20-20	13-7		26 Lillard	14 Aldridge
41.	1/21	Washington	95-98	L 20-21	13-8		18 Lillard	12 Aldridge
42.	1/23	Indiana	100-80	W 21-21	14-8		27 Aldridge	13 Hickson
43.	1/26	L.A. Clippers	101-100	W 22-21	15-8		20 Batum, Lillard	10 Batum
44.	1/27	@ L.A. Clippers	83-96	L 22-22		7-14	21 Aldridge	11 Aldridge
45.	1/29	Dallas	106-104	W 23-22	16-8		29 Aldridge	15 Hickson
46.	2/1	@ Utah	77-86	L 23-23		7-15	26 Lillard	10 Aldridge
47.	2/2	Utah	105-99	W 24-23	17-8		23 Lillard	11 Aldridge, Hickson
48.	2/4	@ Minnesota	100-98	W 25-23		8-15	25 Aldridge	13 Aldridge
49.	2/6	@ Dallas	99-105	L 25-24		8-16	27 Aldridge	10 Aldridge, Hickson
50.	2/8	@ Houston	103-118	L 25-25		8-17	31 Aldridge	11 Aldridge
51.	2/10	@ Orlando	104-110	L 25-26		8-18	25 Aldridge	8 Batum
52.	2/12	@ Miami	104-117	L 25-27		8-19	33 Lillard	6 Matthews
53.	2/13	@ New Orleans	63-99	L 25-28		8-20	12 Lillard	6 Claver
54.	2/19	Phoenix	98-102	L 25-29	17-9		25 Hickson	16 Hickson
55.	2/22	@ L.A. Lakers	107-111	L 25-30		8-21	22 Batum, Hickson	11 Hickson
56.	2/24	Boston	92-86	W 26-30	18-9		24 Matthews	11 Hickson
57.	2/27	Denver	109-111	L 26-31	18-10		26 Lillard	14 Hickson
58.	3/2	Minnesota	109-94	W 27-31	19-10		24 Lillard	16 Hickson
59.	3/4	Charlotte	122-105	W 28-31	20-10		23 Aldridge	14 Aldridge
60.	3/6	@ Memphis	85-91	L 28-32		8-22	20 Lillard	13 Hickson
61.	3/8	@ San Antonio	136-106	W 29-32		9-22	35 Lillard	11 Hickson
62.	3/10	@ New Orleans	96-98	L 29-33		9-23	24 Matthews	14 Hickson
63.	3/12	Memphis	97-102	L 29-34	20-11		28 Aldridge	10 Aldridge, Batum
64.	3/14	New York	105-90	W 30-34	21-11		26 Lillard	16 Hickson
65.	3/16	Detroit	112-101	W 31-34	22-11		31 Aldridge	15 Hickson
66.	3/18	@ Philadelphia	100-101	L 31-35		9-24	32 Aldridge	14 Aldridge
67.	3/19	@ Milwaukee	95-102	L 31-36		9-25	28 Matthews	15 Aldridge
68.	3/21	@ Chicago	99-89	W 32-36		10-25	28 Aldridge	21 Hickson
69.	3/22	@ Atlanta	104-93	W 33-36		11-25	28 Matthews	13 Aldridge
70.	3/24	@ Oklahoma City	83-103	L 33-37		11-26	19 Lillard	12 Aldridge
71.	3/27	Brooklyn	93-111	L 33-38	22-12		24 Aldridge	9 Leonard
72.	3/29	Utah	95-105	L 33-39	22-13		24 Lillard	14 Hickson
73.	3/30	@ Golden State	98-125	L 33-40		11-27	22 Leonard	10 Leonard
74.	4/1	@ Utah	102-112	L 33-41		11-28	23 Matthews	7 Leonard
75.	4/3	Memphis	76-94	L 33-42	22-14		17 Hickson, Lillard	9 Hickson
76.	4/5	Houston	98-116	L 33-43	22-15		32 Aldridge	13 Aldridge
77.	4/7	Dallas	91-96	L 33-44	22-16		22 Barton	13 Barton
78.	4/10	L.A. Lakers	106-113	L 33-45	22-17		38 Lillard	16 Aldridge
79.	4/12	Oklahoma City	90-106	L 33-46	22-18		18 Barton	7 Barton
80.	4/14	@ Denver	109-118	L 33-47		11-29	30 Lillard	9 Barton, Hickson
81.	4/16	@ L.A. Clippers	77-93	L 33-48		11-30	17 Barton	6 Brin, Frind, Hcks
82.	4/17	Golden State	88-99	L 33-49	22-19		30 Aldridge	21 Aldridge





Left to right, first row: Jay Triano, Nate Tibbetts, Terry Stotts, Chris McGowan, Paul Allen, Neil Olshey, David Vanterpool, Kim Hughes, Dale Osbourne. Second Row: Wesley Matthews, Nicolas Batum, Thomas Robinson, Joel Freeland, LaMarcus Aldridge, Robin Lopez, Meyers Leonard, Dorell Wright, Victor Claver, Will Barton. Third Row: Mo Williams, Damian Lillard, Allen Crabbe, CJ McCollum, Earl Watson.

**IN REVIEW** — The Trail Blazers made the NBA Playoffs for the first time since 2011, marking their 30th postseason appearance in franchise history. Portland won 17 of its first 20 games to start the season and finished the year with a 54-28 record, a 21-win improvement from 2012-13. LaMarcus Aldridge produced team-highs with 23.2 points and 11.1 rebounds, both of which were also career-highs. Aldridge, a Western Conference All-Star and three-time Western Conference Player of the Week recipient, was one of five Portland players to score in double figures (Lillard, 20.7; Matthews, 16.4; Batum 13.0; Lopez, 11.1). Damian Lillard led the team with 218 three-point field goals, and his 403 career makes from beyond the arc is the most for any NBA player through the first two seasons. Lillard also ranked second on the team with 20.7 points, as both he and Aldridge were named to the All-NBA Third Team. Four players started in all 82 games for the Trail Blazers (Batum, Lillard, Lopez, Matthews), who used just two starting lineups all season long (both franchise records). Portland also set a franchise record with 770 three-point field goals made.

**HONORS** — LaMarcus Aldridge and Damian Lillard were both named to the All-NBA Third Team, making them the first Trail Blazers to be named All-NBA in the same year since Maurice Lucas and Bill Walton in 1977-78. Aldridge was selected as a Western Conference All-Star and became the fifth player in franchise history to receive an All-Star selection in three consecutive seasons, while Lillard was named a Western Conference All-Star for the first time. Terry Stotts was named the Western Conference Coach of the Month for November, after the second-year head coach led Portland to a 13-3 record to start the season. Aldridge notched three Western Conference Player of the Week awards (Nov. 24, Dec. 8, Dec. 15), making him the first Trail Blazer to earn three weekly awards in a season since Drexler in 1990-91.

**CHANGES** — Nate Tibbetts is named an assistant coach. **DRAFT PICKS** — CJ McCollum, Lehigh; Jeff Withey, Kansas; Grant Jerrett, Arizona; Marko Todorovic, Montenegro. **KEY TRANSACTIONS** — Acquired Thomas Robinson from Houston in exchange for the NBA rights to Kostas Papanikolaou and Marko Todorovic along with two future second round picks; Acquired Robin Lopez and Terrel Harris from New Orleans in exchange for the draft rights to Jeff Withey, future second round draft considerations and cash; Signed free agents Dorell Wright, Mo Williams and Earl Watson.

**Overall record: 54-28 (tie, 5th in league, tie, 4th in conference, 2nd in division)**  
**Home record: 31-10 (7th in league), Road record: 23-18 (tie, 4th in league)**

2013-14 PORTLAND TRAIL BLAZERS STATISTICS																								
	G	St	Min	FG	FGA	Pct.	3FG	3AT	Pct.	FT	FTA	Pct.	Off	Def	Reb	Ast.	PF	DD	Stl	Blk	Pts	Avg.		
Aldridge	69	69	2499	652	1423	.458	3	15	.200	296	360	.822	166	600	766	178	147-1	63	68	1603	23.2			
Lillard	82	82	2937	553	1304	.424	218	554	.394	371	426	.871	35	253	288	457	197-1	64	22	1695	20.7			
Matthews	82	82	2780	445	1009	.441	201	511	.393	252	301	.837	51	238	289	197	176-0	76	14	1343	16.4			
Batum	82	82	2956	381	819	.465	145	402	.361	163	203	.803	116	495	611	420	156-1	75	57	1070	13.0			
Lopez	82	82	2604	355	644	.551	0	1	.000	198	242	.818	326	373	699	73	196-2	25	139	908	11.1			
Williams	74	0	1833	280	672	.417	83	225	.369	78	89	.876	42	111	153	321	197-1	55	10	721	9.7			
McCollum	38	0	476	74	178	.416	30	80	.375	23	34	.676	7	41	48	27	53-0	14	2	201	5.3			
Wright	68	13	984	111	297	.374	69	202	.342	52	69	.754	29	162	191	64	62-0	23	16	343	5.0			
Robinson	70	0	873	141	293	.481	0	1	.000	57	101	.564	105	202	307	34	131-1	23	20	339	4.8			
Barton	41	0	387	65	156	.417	10	33	.303	26	32	.813	16	58	74	33	31-0	9	7	166	4.0			
Freeland	52	0	727	77	162	.475	0	2	.000	20	29	.690	88	120	208	36	95-0	10	22	174	3.3			
Leonard	40	0	355	41	91	.451	0	6	.000	16	21	.762	26	85	111	18	76-0	7	5	98	2.5			
Claver	21	0	184	17	42	.405	3	18	.167	10	11	.909	9	30	39	12	16-0	3	3	47	2.2			
Crabbe	15	0	100	12	33	.364	6	14	.429	3	4	.750	1	8	9	6	10-1	2	1	33	2.2			
Watson	24	0	161	3	11	.273	2	7	.286	4	41	.000	5	10	15	28	33-0	5	1	12	0.5			
Portland	82	-	19855	3207	7134	.450	770	2071	.372	1569	1926	.815	1022	2786	3808	1904	1576-8	454	387	8753	106.7			
Opponents	82	-	19855	3248	7203	.451	534	1504	.355	1396	1822	.766	944	2622	3566	1675	1698-17	639	304	8426	102.8			

	Date	Opponent	Score	Record	Home	Road	Scoring Leader	Rebounding Leader
1.	10/30	@ Phoenix	91-104	L 0-1		0-1	32 Lillard	13 Batum
2.	11/1	@ Denver	113-98	W 1-1		1-1	25 Aldridge	12 Matthews
3.	11/2	San Antonio	115-105	W 2-1	1-0		25 Lillard	12 Batum
4.	11/5	Houston	101-116	L 2-2	1-1		22 Lillard	6 Lopez
5.	11/8	Sacramento	104-91	W 3-2	2-1		22 Lillard	8 Lillard
6.	11/9	@ Sacramento	96-85	W 4-2		2-1	22 Aldridge	14 Aldridge
7.	11/11	Detroit	109-103	W 5-2	3-1		25 Lillard	12 Aldridge
8.	11/13	Phoenix	90-89	W 6-2	4-1		15 Robinson	15 Lopez
9.	11/15	@ Boston	109-96	W 7-2		3-1	27 Aldridge	12 Aldridge
10.	11/17	@ Toronto	118-110 (ot)	W 8-2		4-1	25 Aldridge, Lillard	11 Aldridge
11.	11/18	@ Brooklyn	108-98	W 9-2		5-1	27 Aldridge	8 Aldridge
12.	11/20	@ Milwaukee	91-82	W 10-2		6-1	21 Aldridge	8 Batum, Lopez
13.	11/22	Chicago	98-95	W 11-2	5-1		28 Matthews	16 Lopez
14.	11/23	@ Golden State	113-101	W 12-2		7-1	30 Aldridge	21 Aldridge
15.	11/25	New York	102-91	W 13-2	6-1		23 Batum, Lillard	10 Aldridge
16.	11/27	@ Phoenix	106-120	L 13-3		7-2	24 Aldridge	10 Lopez
17.	12/1	@ L.A. Lakers	114-108	W 14-3		8-2	27 Aldridge	12 Lopez
18.	12/2	Indiana	106-102	W 15-3	7-1		28 Aldridge	10 Aldridge
19.	12/4	Oklahoma City	111-104	W 16-3	8-1		38 Aldridge	13 Aldridge
20.	12/6	Utah	130-98	W 17-3	9-1		24 Matthews	15 Aldridge
21.	12/7	Dallas	106-108	L 17-4	9-2		32 Lillard	14 Lopez
22.	12/9	@ Utah	105-94	W 18-4		9-2	24 Aldridge	11 Lopez
23.	12/12	Houston	111-104	W 19-4	10-2		31 Aldridge	25 Aldridge
24.	12/14	@ Philadelphia	139-105	W 20-4		10-2	20 Aldridge	16 Aldridge
25.	12/15	@ Detroit	111-109 (ot)	W 21-4		11-2	27 Aldridge	13 Lopez
26.	12/17	@ Cleveland	119-116	W 22-4		12-2	36 Lillard	15 Aldridge
27.	12/18	@ Minnesota	109-120	L 22-5		12-3	36 Lillard	14 Aldridge
28.	12/21	New Orleans	110-107	W 23-5	11-2		29 Lillard	8 Aldridge, Batum
29.	12/26	L.A. Clippers	116-112 (ot)	W 24-5	12-2		32 Aldridge	15 Lopez
30.	12/28	Miami	107-108	L 24-6	12-3		22 Matthews	12 Freeland
31.	12/30	@ New Orleans	108-110	L 24-7		12-4	29 Lillard	8 Aldridge
32.	12/31	@ Oklahoma City	98-94	W 25-7		13-4	25 Aldridge	14 Aldridge
33.	1/2	Charlotte	134-104	W 26-7	13-3		25 Matthews	15 Aldridge
34.	1/4	Philadelphia	99-101	L 26-8	13-4		29 Aldridge	15 Lopez
35.	1/7	@ Sacramento	119-123	L 26-9		13-5	41 Lillard	11 Batum
36.	1/8	Orlando	110-94	W 27-9	14-4		36 Aldridge	10 Batum
37.	1/11	Boston	112-104	W 28-9	15-4		21 Aldridge	13 Aldridge, Lopez
38.	1/15	Cleveland	108-96	W 29-9	16-4		32 Aldridge	18 Aldridge
39.	1/17	@ San Antonio	109-100	W 30-9		14-5	26 Aldridge	13 Aldridge
40.	1/18	@ Dallas	127-111	W 31-9		15-5	30 Aldridge	12 Aldridge, Lopez 12
41.	1/20	@ Houston	113-126	L 31-10		15-6	27 Aldridge	20 Aldridge
42.	1/21	@ Oklahoma City	97-105	L 31-11		15-7	29 Aldridge	16 Aldridge
43.	1/23	Denver	110-105	W 32-11	17-4		44 Aldridge	13 Aldridge
44.	1/25	Minnesota	115-104	W 33-11	18-4		21 Aldridge	10 Lopez
45.	1/26	@ Golden State	88-103	L 33-12		15-8	21 Matthews	11 Aldridge, Robinson
46.	1/28	Memphis	81-98	L 33-13	18-5		27 Aldridge	16 Aldridge
47.	2/1	Toronto	106-103	W 34-13	19-5		27 Aldridge	15 Aldridge
48.	2/3	@ Washington	90-100	L 34-14		15-9	25 Lillard	10 Aldridge
49.	2/5	@ New York	94-90	W 35-14		16-9	20 Batum	12 Aldridge
50.	2/7	@ Indiana	113-118 (ot)	L 35-15		16-10	38 Lillard	14 Lopez
51.	2/8	@ Minnesota	117-110	W 36-15		17-10	26 Aldridge	11 Lopez
52.	2/11	Oklahoma City	95-98	L 36-16	19-6		18 Batum	14 Lopez
53.	2/12	@ L.A. Clippers	117-122	L 36-17		17-11	25 Aldridge	7 Batum
54.	2/19	San Antonio	109-111	L 36-18	19-7		31 Lillard	14 Lopez
55.	2/21	Utah	102-94	W 37-18	20-7		28 Lillard	18 Lopez
56.	2/23	Minnesota	108-97	W 38-18	21-7		32 Lillard	18 Robinson
57.	2/25	@ Denver	100-95	W 39-18		18-11	31 Lillard	10 Lopez
58.	2/26	Brooklyn	124-80	W 40-18	22-7		21 Williams	11 Barton
59.	3/1	Denver	102-96	W 41-18	23-7		18 Lopez	16 Batum
60.	3/3	L.A. Lakers	106-107	L 41-19	23-8		21 Aldridge	16 Lopez
61.	3/5	Atlanta	102-78	W 42-19	24-8		15 Williams	18 Batum
62.	3/7	@ Dallas	98-103	L 42-20		18-12	30 Aldridge	17 Aldridge
63.	3/9	@ Houston	113-118 (ot)	L 42-21		18-13	28 Aldridge	12 Aldridge, Batum
64.	3/11	@ Memphis	99-109	L 42-22		18-14	32 Lillard	10 Aldridge
65.	3/12	@ San Antonio	90-103	L 42-23		18-15	23 Lillard	14 Batum
66.	3/14	@ New Orleans	111-103	W 43-23		19-15	27 Lillard	18 Batum
67.	3/16	Golden State	112-113	L 43-24	24-9		26 Lillard	14 Batum
68.	3/18	Milwaukee	120-115 (ot)	W 44-24	25-9		26 Matthews	14 Lopez
69.	3/20	Washington	116-103	W 45-24	26-9		28 Matthews	14 Batum
70.	3/22	@ Charlotte	94-124	L 45-25		19-16	20 Lillard	6 Batum, Wright
71.	3/24	@ Miami	91-93	L 45-26		19-17	19 Lillard	10 Batum
72.	3/25	@ Orlando	85-95	L 45-27		19-18	20 Lopez	13 Lopez
73.	3/27	@ Atlanta	100-85	W 46-27		20-18	25 Aldridge	16 Aldridge
74.	3/28	@ Chicago	91-74	W 47-27		21-18	18 Williams	13 Aldridge
75.	3/30	Memphis	105-98	W 48-27	27-9		28 Aldridge	10 Lopez
76.	4/1	@ L.A. Lakers	124-112	W 49-27		22-18	34 Lillard	15 Aldridge
77.	4/4	Phoenix	93-109	L 49-28	27-10		18 Aldridge, Lopez	13 Lopez
78.	4/6	New Orleans	100-94	W 50-28	28-10		25 Aldridge	18 Aldridge
79.	4/9	Sacramento	100-99	W 51-28	29-10		22 Aldridge	9 Lopez, Robinson
80.	4/11	@ Utah	111-99	W 52-28		23-18	21 Matthews	14 Aldridge
81.	4/13	Golden State	119-117 (ot)	W 53-28	30-10		26 Aldridge	12 Batum
82.	4/16	L.A. Clippers	110-104	W 54-28	31-10		23 Barton	10 Barton



Left to right, first row: Jay Triano, Nate Tibbetts, Terry Stotts, Neil Olshey, Paul Allen, Bert Kolde, Chris McGowan, David Vanterpool, Kim Hughes, Dale Osbourne. Second Row: Alonzo Gee, Wesley Matthews, Nicolas Batum, Joel Freeland, Robin Lopez, Meyers Leonard, Chris Kaman, LaMarcus Aldridge, Dorell Wright, Allen Crabbe. Third Row: Tim Frazier, Damian Lillard, Arron Afflalo, CJ McCollum, Steve Blake.

**IN REVIEW** — The Trail Blazers were crowned as the Northwest Division champions en route to their second consecutive playoff berth and their 31st postseason appearance in franchise history. Portland jumped out to a 19-6 record, its fifth best start through the first 25 games in franchise history, and ended with a 51-31 record for its second consecutive 50-win season. LaMarcus Aldridge recorded team-highs of 23.4 points (career-high) and 10.2 rebounds en route to earning All-NBA Second Team honors. Aldridge, who was named an All-Star starter for the first time in his career, finished seventh in the NBA in scoring and was one of four Trail Blazers to average at least 10 points (Lillard, 21.0; Matthews, 15.9; Afflalo, 10.6). Damian Lillard averaged a career-high 21.0 points and finished sixth in the NBA with a team-high 196 three-pointers. The Western Conference All-Star and two-time Player of the Week recipient became the first player in NBA history to make at least 150 threes in each of his first three NBA seasons.

**HONORS** — LaMarcus Aldridge was named All-NBA Second Team, marking the third All-NBA honor and the first Second Team honor of his NBA career. Aldridge also made his fourth All-Star appearance overall and received his first start in the event, as he and Damian Lillard (second overall appearance) both represented the Trail Blazers for the second consecutive season. Terry Stotts was named the Western Conference Coach of the Month for December, after the third-year head coach led Portland to a 13-3 record that included a perfect 6-0 mark at home. Both Aldridge (Dec. 7, Dec. 21) and Lillard (Nov. 16, March 1) garnered Western Conference Player of the Week honors on two separate occasions, marking the first time in franchise history that Portland won the award four times in a single season.

**DRAFT PICKS** — None. Both picks traded. **KEY TRANSACTIONS** — Acquired Arron Afflalo and Alonzo Gee from Denver in exchange for Will Barton, Victor Claver, Thomas Robinson and a 2016 first round draft pick (lottery protected).

**Overall record: 51-31 (8th in league, 4th in conference, 1st in division)**  
**Home record: 32-9 (4th in league), Road record: 19-22 (tie, 10th in league)**

2014-15 PORTLAND TRAIL BLAZERS STATISTICS																			
	G	St	Min	FG	FGA	Pct.	3FG	3AT	Pct.	FT	FTA	Pct.	Off	Def	Reb	Ast.	PF	DD	Stl
Aldridge	71	71	2512	659	1415	.466	37	105	.352	306	362	.845	177	549	726	124	125-0	48	68
Lillard	82	82	2925	590	1360	.434	196	572	.343	344	398	.864	49	329	378	507	164-0	97	21
Matthews	60	60	2024	337	752	.448	173	445	.389	109	145	.752	38	184	222	139	132-1	77	10
Afflalo	25	19	752	94	227	.414	36	90	.400	40	47	.851	6	61	67	28	59-1	9	2
Lopez	59	59	1638	234	437	.535	0	1	.000	98	127	.772	190	204	394	55	122-0	16	84
Batum	71	71	2380	240	600	.400	100	309	.324	84	98	.857	62	354	416	341	106-0	78	40
Kaman	74	13	1398	283	549	.515	0	0	---	72	102	.706	149	335	484	65	140-1	18	54
McCollum	62	3	973	159	365	.436	55	139	.396	51	73	.699	14	77	91	64	81-0	43	8
Leonard	55	7	847	125	245	.510	47	112	.420	30	32	.938	46	204	250	32	113-0	10	14
Frazier	5	0	68	8	18	.444	2	6	.333	5	6	.833	2	7	9	17	10-0	2	0
Wright	48	2	593	72	190	.379	41	108	.380	34	42	.810	14	97	111	41	55-1	20	11
Gee	15	2	151	21	49	.429	3	11	.273	6	12	.500	8	16	24	6	16-0	7	1
Blake	81	0	1529	122	327	.373	77	219	.352	29	41	.707	16	121	137	288	118-0	41	5
Robinson*	32	4	391	47	91	.516	0	0	---	21	48	.438	33	100	133	9	54-0	16	11
Freeland	48	8	617	74	151	.490	0	0	---	21	25	.840	62	129	191	16	93-1	9	23
Crabbe	51	9	683	63	153	.412	30	85	.353	12	16	.750	7	66	73	39	74-0	19	15
Barton*	30	0	300	38	100	.380	4	18	.222	10	15	.667	3	31	34	27	20-0	14	4
Claver*	10	0	76	9	20	.450	6	11	.545	0	0	.---	3	17	20	1	12-0	1	1
Portland	82	-	19855	3175	7049	.450	807	2231	.362	1272	1589	.801	879	2881	3760	1799	1494-5	525	372
Opponents	82	-	19855	3130	7123	.439	524	1552	.338	1298	1713	.758	902	2754	3656	1669	1534-6	655	297

\*Did not complete season with Trail Blazers

Date	Opponent	Score	Record	Home	Road	Scoring Leader	Rebounding Leader
1. 10/29	Oklahoma City	106-89	W 1-0	1-0		27 Aldridge	10 Lopez
2. 10/31	@ Sacramento	94-103	L 1-1		0-1	22 Aldridge	7 Lillard
3. 11/2	Golden State	90-95	L 1-2	1-1		26 Aldridge	13 Aldridge
4. 11/4	Cleveland	101-82	W 2-2	2-1		27 Lillard	9 Batum
5. 11/6	Dallas	108-87	W 3-2	3-1		20 Aldridge	9 Batum
6. 11/8	@ L.A. Clippers	102-106	L 3-3		0-2	25 Lillard	10 Aldridge
7. 11/9	Denver	116-100	W 4-3	4-1		28 Aldridge	9 Aldridge
8. 11/11	Charlotte	102-100	W 5-3	5-1		29 Lillard	14 Aldridge
9. 11/12	@ Denver	130-113	W 6-3		1-2	27 Lillard	7 Kaman
10. 11/15	Brooklyn	97-87	W 7-3	6-1		28 Lillard	12 Leonard
11. 11/17	New Orleans	102-93	W 8-3	7-1		24 Lillard	10 Kaman
12. 11/21	Chicago	105-87	W 9-3	8-1		21 Lillard	9 Aldridge
13. 11/23	@ Boston	94-88	W 10-3		2-2	20 Aldridge	14 Aldridge
14. 11/24	@ Philadelphia	114-104	W 11-3		3-2	33 Aldridge	11 Aldridge
15. 11/26	@ Charlotte	105-97	W 12-3		4-2	28 Matthews	14 Aldridge
16. 11/28	Memphis	99-112	L 12-4	8-2		26 Matthews	11 Kaman
17. 11/30	Minnesota	107-93	W 13-4	9-2		26 Aldridge	15 Aldridge
18. 12/2	@ Denver	105-103	W 14-4		5-2	39 Aldridge	11 Aldridge
19. 12/4	Indiana	88-82	W 15-4	10-2		23 Lillard	13 Aldridge
20. 12/7	@ New York	103-99	W 16-4		6-2	24 Aldridge	11 Aldridge
21. 12/9	@ Detroit	98-86	W 17-4		7-2	23 Aldridge	11 Aldridge
22. 12/10	@ Minnesota	82-90	L 17-5		7-3	23 Lillard	9 Aldridge
23. 12/12	@ Chicago	106-115	L 17-6		7-4	35 Aldridge	9 Aldridge
24. 12/13	@ Indiana	95-85	W 18-6		8-4	19 Aldridge	14 Aldridge
25. 12/15	San Antonio	108-95	W 19-6	11-2		23 Aldridge	14 Aldridge
26. 12/17	Milwaukee	104-97	W 20-6	12-2		29 Lillard	16 Robinson
27. 12/19	@ San Antonio	129-119 (3ot)	W 21-6		9-4	43 Lillard	16 Aldridge
28. 12/20	@ New Orleans	114-88	W 22-6		10-4	27 Aldridge	12 Aldridge
29. 12/22	@ Houston	95-110	L 22-7		10-5	18 Lillard	6 Kaman
30. 12/23	@ Oklahoma City	115-111 (ot)	W 23-7		11-5	40 Lillard	9 Kaman
31. 12/26	Philadelphia	114-93	W 24-7	13-2		28 Lillard	17 Freeland
32. 12/28	New York	101-79	W 25-7	14-2		28 Matthews	10 Freeland
33. 12/30	Toronto	102-97 (ot)	W 26-7	15-2		26 Lillard	13 Aldridge
34. 1/3	Atlanta	107-115	L 26-8	15-3		30 Aldridge	12 Aldridge
35. 1/5	L.A. Lakers	98-94	W 27-8	16-3		39 Lillard	12 Leonard
36. 1/8	Miami	99-83	W 28-8	17-3		24 Aldridge	12 Aldridge
37. 1/10	Orlando	103-92	W 29-8	18-3		25 Aldridge	10 Batum
38. 1/11	@ L.A. Lakers	106-94	W 30-8		12-5	34 Lillard	12 Kaman
39. 1/14	L.A. Clippers	94-100	L 30-9	18-4		37 Aldridge	12 Aldridge
40. 1/16	@ San Antonio	96-110	L 30-10		12-6	24 Aldridge	8 Aldridge
41. 1/17	@ Memphis	98-102	L 30-11		12-7	32 Aldridge	11 Kaman
42. 1/19	Sacramento	98-94	W 31-11	19-4		22 Lillard	6 Robinson
43. 1/21	@ Phoenix	113-118	L 31-12		12-8	27 Batum	10 Batum
44. 1/22	Boston	89-90	L 31-13	19-5		21 Lillard	12 Robinson
45. 1/24	Washington	103-96	W 32-13	20-5		26 Aldridge	10 Kaman
46. 1/28	@ Cleveland	94-99	L 32-14		12-9	38 Aldridge	13 Kaman
47. 1/30	@ Atlanta	99-105	L 32-15		12-10	37 Aldridge	11 Aldridge
48. 1/31	@ Milwaukee	88-95	L 32-16		12-11	19 Matthews	13 Aldridge
49. 2/3	Utah	103-102	W 33-16	21-5		25 Lillard	11 Aldridge
50. 2/5	Phoenix	108-87	W 34-16	22-5		20 Batum	13 Aldridge
51. 2/7	@ Dallas	101-111 (ot)	L 34-17		12-12	26 Lillard	14 Aldridge
52. 2/8	@ Houston	109-98	W 35-17		13-12	24 Aldridge	7 Batum
53. 2/11	L.A. Lakers	102-86	W 36-17	23-5		20 Matthews	12 Aldridge
54. 2/20	@ Utah	76-92	L 36-18		13-13	19 Lillard	8 Aldridge
55. 2/22	Memphis	92-98	L 36-19	23-6		18 Lillard	10 Batum
56. 2/25	San Antonio	111-95	W 37-19	24-6		31 Matthews	13 Aldridge
57. 2/27	Oklahoma City	115-112	W 38-19	25-6		29 Aldridge	16 Aldridge
58. 3/1	@ Sacramento	110-99	W 39-19		14-13	31 Lillard	15 Aldridge
59. 3/4	@ L.A. Clippers	98-93 (ot)	W 40-19		15-13	29 Aldridge	18 Lillard
60. 3/5	Dallas	94-75	W 41-19	26-6		17 Aldridge	12 Aldridge
61. 3/7	@ Minnesota	113-121	L 41-20		15-14	32 Lillard	8 Aldridge
62. 3/11	Houston	105-100	W 42-20	27-6		26 Aldridge	14 Aldridge
63. 3/13	Detroit	118-99	W 43-20	28-6		28 Lillard	8 Batum
64. 3/15	@ Toronto	113-97	W 44-20		16-14	24 Aldridge	10 Aldridge
65. 3/16	@ Washington	97-105	L 44-21		16-15	24 Aldridge	15 Batum
66. 3/18	@ Miami	104-108	L 44-22		16-16	34 Aldridge	13 Kaman
67. 3/20	@ Orlando	104-111	L 44-23		16-17	31 Aldridge	11 Batum
68. 3/21	@ Memphis	86-97	L 44-24		16-18	27 Lillard	7 Freeland
69. 3/24	Golden State	108-122	L 44-25	28-7		29 Lillard	7 Lopez
70. 3/25	@ Utah	92-89	W 45-25		17-18	23 Lillard	9 Aldridge
71. 3/27	@ Phoenix	87-81	W 46-25		18-18	27 Aldridge	11 Kaman
72. 3/28	Denver	120-114	W 47-25	29-7		32 Aldridge	11 Aldridge
73. 3/30	Phoenix	109-86	W 48-25	30-7		19 Lillard	7 Kaman
74. 4/1	L.A. Clippers	122-126	L 48-26	30-8		29 Aldridge	8 Lopez
75. 4/3	@ L.A. Lakers	107-77	W 49-26		19-18	27 McCollum	11 Leonard
76. 4/4	New Orleans	99-90	W 50-26	31-8		21 Aldridge	12 Aldridge
77. 4/6	@ Brooklyn	96-106	L 50-27		19-19	36 Lillard	15 Leonard
78. 4/8	Minnesota	116-91	W 51-27	32-8		24 Aldridge	13 Aldridge
79. 4/9	@ Golden State	105-116	L 51-28		19-20	27 Aldridge	10 Batum
80. 4/11	Utah	105-111	L 51-29	32-9		28 Lillard	8 McCollum
81. 4/13	@ Oklahoma City	90-101	L 51-30		19-21	28 Leonard	7 Catte
82. 4/15	@ Dallas	98-114	L 51-31		19-22	19 Aldridge	9 Leonard



Left to right, first row: Jay Triano, Nate Tibbetts, Terry Stotts, Neil Olshey, Paul Allen, Bert Kolde, Chris McGowan, David Vanterpool, Jim Moran, Dale Osbourne. Second Row: Cliff Alexander, Maurice Harkless, Ed Davis, Mason Plumlee, Meyers Leonard, Chris Kaman, Noah Vonleh, Al-Farouq Aminu, Luis Montero. Third Row: Brian Roberts, Damian Lillard, Gerald Henderson, Allen Crabbe, Pat Connaughton, CJ McCollum.

**IN REVIEW** — The Trail Blazers finished fifth in the Western Conference with a record of 44-38, making the playoffs for the third consecutive season and the 32nd time in franchise history. Portland won 18 of its final 21 games at the Moda Center, and earned the distinction of being the first team in NBA history to make the playoffs despite returning two or fewer players who logged 1,000 or more minutes with the team in the previous season. Damian Lillard led the team in scoring with 25.1 points (career-high) and assists (6.8) on his way to earning All-NBA Second Team honors for the first time in his career. Lillard ranked sixth in the NBA in scoring and tied for eighth in assists, making him the first Trail Blazer to finish a season in the Top 10 in both categories. CJ McCollum increased his scoring average by 14 points, from 6.8 in 2014-15 to 20.8 in 2015-16, becoming the third player in Trail Blazers history to win the NBA's Most Improved Player award in the process. Lillard (229 - fourth) and McCollum (197 - ninth) both finished in the top 10 for 3-pointers made as the Trail Blazers connected on a franchise record 864 3-pointers for the season.

**HONORS** — Damian Lillard was named All-NBA Second Team, marking the second All-NBA honor and the first Second Team honor of his NBA career. CJ McCollum was named the Kia Most Improved Player, becoming the third player in franchise history to win the award. Terry Stotts was named the Western Conference Coach of the Month for February, after leading Portland to a 9-2 record.

**CHANGES** — Jim Moran is named an assistant coach. **DRAFT PICKS** — Rondae Hollis-Jefferson, University of Arizona. **KEY TRANSACTIONS** — Acquired Gerald Henderson and Noah Vonleh from Charlotte in exchange for Nicolas Batum; Acquired Mason Plumlee and the draft rights to Pat Connaughton from Brooklyn in exchange for Steve Blake and the draft rights to Rondae Hollis-Jefferson; Acquired Maurice Harkless from Orlando in exchange for a 2020 second round draft pick; Acquired guard Brian Roberts and a future second round pick from Miami in exchange for cash considerations; Signed free agents Al-Farouq Aminu, Luis Montero, and Cliff Alexander.

**Overall record: 44-38 (tie, 12th in league, 5th in conference, 2nd in division)**  
**Home record: 28-13 (tie, 7th in league), Road record: 16-25 (tie, 15th in league)**

2015-16 PORTLAND TRAIL BLAZERS STATISTICS

	G	St	Min	FG	FGA	Pct.	3FG	3AT	Pct.	FT	FTA	Pct.	Off	Def	Reb	Ast.	PF-DD	Stl	Blk	Pts	Avg.
Lillard	75	75	2676	618	1474	.419	229	610	.375	414	464	.892	45	257	302	512	165-0	65	28	1879	25.1
McCollum	80	80	2780	641	1434	.448	197	472	.417	187	226	.827	47	212	259	341	187-0	97	23	1666	20.8
Crabbe	81	8	2105	311	678	.459	112	284	.394	98	113	.867	27	189	216	99	192-2	63	16	832	10.3
Aminu	82	82	2341	299	719	.416	126	349	.361	115	156	.737	98	401	499	138	171-0	72	53	839	10.2
Plumlee	82	82	2084	267	517	.516	0	4	.000	215	335	.642	201	427	628	226	253-4	68	85	749	9.1
Henderson	72	0	1431	232	529	.439	48	136	.353	112	146	.767	30	181	211	75	87-0	39	19	624	8.7
Leonard	61	10	1333	195	435	.448	86	228	.377	35	46	.761	51	263	314	92	183-3	8	18	511	8.4
Davis	81	0	1684	206	337	.611	0	0	---	114	204	.559	224	375	599	88	202-2	57	72	526	6.5
Harkless	78	14	1487	195	411	.474	39	140	.279	69	111	.622	101	179	280	67	124-0	49	35	498	6.4
Vonleh	78	56	1174	117	278	.421	11	46	.239	38	51	.745	91	214	305	30	152-1	27	26	283	3.6
Roberts	21	0	137	23	50	.460	6	15	.400	8	10	.800	2	10	12	16	12-0	3	1	60	2.9
Kaman	16	2	112	20	43	.465	1	4	.250	3	3	.100	7	17	24	11	15-0	1	1	44	2.8
Frazier*	35	1	272	20	60	.333	3	17	.176	8	15	.533	11	28	39	42	31-0	10	1	51	1.5
Alexander	8	0	36	5	10	.500	0	0	---	0	0	---	2	4	6	0	1-0	1	2	10	1.3
Montero	12	0	42	5	19	.263	1	9	.111	3	4	.750	0	4	4	1	1-0	0	0	14	1.1
Connaughton	34	0	143	13	49	.265	5	21	.238	5	51	.000	11	21	32	10	6-0	2	0	36	1.1
Portland	82	-	19805	3167	7040	.450	864	2335	.370	1424	1889	.754	948	2782	3730	1748	1782-12	562	380	8622	105.1
Opponents	82	-	19805	3146	6945	.453	700	1888	.371	1562	2129	.734	867	2716	3583	1770	1597-4	630	424	8554	104.3

\*Did not complete season with Trail Blazers

	Date	Opponent	Score	Record	Home	Road	Scoring Leader	Rebounding Leader
1.	10/28	New Orleans	112-94	W 1-0	1-0		37 McCollum	11 Davis
2.	10/30	@Phoenix	92-110	L 1-1		0-1	24 Lillard	10 Aminu
3.	10/31	Phoenix	90-101	L 1-2	1-1		23 Lillard	11 Davis
4.	11/2	@Minnesota	106-101	W 2-2		1-1	34 Lillard	11 Davis
5.	11/4	@Utah	108-92	W 3-2		2-1	35 Lillard	16 Plumlee
6.	11/5	Memphis	115-96	W 4-2	2-1		27 Lillard	12 Plumlee
7.	11/8	Detroit	103-120	L 4-3	2-2		26 Lillard	9 Aminu
8.	11/9	@Denver	104-108	L 4-4		2-2	30 Lillard	9 Leonard
9.	11/11	San Antonio	101-113	L 4-5	2-3		22 Lillard	9 Plumlee
10.	11/13	@Memphis	100-101	L 4-6		2-3	26 McCollum	8 Aminu, Davis
11.	11/15	@Charlotte	94-106	L 4-7		2-4	23 Lillard	13 Plumlee
12.	11/16	@San Antonio	80-93	L 4-8		2-5	27 Lillard	7 Lillard
13.	11/18	@Houston	103-108 (ot)	L 4-9		2-6	23 Lillard	15 Aminu
14.	11/20	L.A. Clippers	102-91	W 5-9	3-3		27 Lillard	15 Davis
15.	11/22	@L.A. Lakers	107-93	W 6-9		3-6	30 Lillard	11 Plumlee
16.	11/24	Chicago	88-93	L 6-10	3-4		19 Lillard	17 Plumlee
17.	11/28	L.A. Lakers	108-96	W 7-10	4-4		29 Lillard	9 Aminu
18.	11/30	@L.A. Clippers	87-102	L 7-11		3-7	15 Harkless	13 Plumlee
19.	12/1	Dallas	112-115 (ot)	L 7-12	4-5		25 Lillard	11 Davis
20.	12/3	Indiana	123-111	W 8-12	5-5		26 Lillard	13 Davis
21.	12/5	@Minnesota	109-103	W 9-12		4-7	19 Lillard	9 Plumlee
22.	12/7	@Milwaukee	88-90	L 9-13		4-8	23 Lillard	13 Davis
23.	12/8	@Cleveland	100-105	L 9-14		4-9	33 Lillard	6 Lillard
24.	12/11	@Phoenix	106-96	W 10-14		5-9	26 McCollum	13 Aminu
25.	12/12	New York	110-112	L 10-15	5-6		29 Lillard	8 Lillard
26.	12/14	New Orleans	105-101	W 11-15	6-6		30 Lillard	13 Plumlee
27.	12/16	@Oklahoma City	90-106	L 11-16		5-10	24 McCollum	10 Plumlee
28.	12/18	@Orlando	94-102	L 11-17		5-11	27 McCollum	10 Plumlee
29.	12/20	@Miami	109-116	L 11-18		5-12	32 Lillard	9 Leonard
30.	12/21	@Atlanta	97-106	L 11-19		5-13	19 Crabbe	10 Plumlee
31.	12/23	@New Orleans	89-115	L 11-20		5-14	19 McCollum	12 Plumlee
32.	12/26	Cleveland	105-76	W 12-20	7-6		26 Crabbe	14 Plumlee
33.	12/27	@Sacramento	98-94	W 13-20		6-14	35 McCollum	11 Leonard, McCollum
34.	12/30	Denver	110-103	W 14-20	8-6		29 McCollum	9 Aminu
35.	12/31	@Utah	96-109	L 14-21		6-15	32 McCollum	9 Plumlee
36.	1/3	@Denver	112-106	W 15-21		7-15	25 McCollum	9 Davis
37.	1/4	Memphis	78-91	L 15-22	8-7		17 Lillard	14 Aminu
38.	1/6	L.A. Clippers	98-109	L 15-23	8-8		20 Lillard	12 Davis
39.	1/8	Golden State	108-128	L 15-24	8-9		40 Lillard	7 Aminu, Davis
40.	1/10	Oklahoma City	115-110	W 16-24	9-9		31 Lillard	11 Plumlee
41.	1/13	Utah	99-85	W 17-24	10-9		21 Lillard	12 Davis
42.	1/15	@Brooklyn	116-104	W 18-24		8-15	33 Lillard	10 Davis
43.	1/16	@Philadelphia	89-114	L 18-25		8-16	14 Leonard, Lillard	7 Leonard
44.	1/18	@Washington	108-98	W 19-25		9-16	25 McCollum	11 Plumlee
45.	1/20	Atlanta	98-104	L 19-26	10-10		28 McCollum	10 Leonard
46.	1/23	L.A. Lakers	121-103	W 20-26	11-10		36 Lillard	8 Plumlee
47.	1/26	Sacramento	112-97	W 21-26	12-10		18 McCollum	8 Plumlee
48.	1/29	Charlotte	109-91	W 22-26	13-10		22 Lillard	12 Aminu, Plumlee
49.	1/31	Minnesota	96-93	W 23-26	14-10		21 Lillard, McCollum	8 Vonleh
50.	2/2	Milwaukee	107-95	W 24-26	15-10		30 McCollum	9 Henderson
51.	2/4	Toronto	103-110	L 24-27	15-11		27 Lillard	7 Davis
52.	2/6	@Houston	96-79	W 25-27		10-16	21 Lillard	9 Davis
53.	2/8	@Memphis	112-106 (ot)	W 26-27		11-16	33 Lillard	8 Davis
54.	2/10	Houston	116-103	W 27-27	16-11		31 Lillard	13 Davis, Harkless
55.	2/19	Golden State	137-105	W 28-27	17-11		51 Lillard	8 Davis, Harkless
56.	2/21	Utah	115-111	W 29-27	18-11		31 McCollum	9 Plumlee
57.	2/23	Brooklyn	112-104	W 30-27	19-11		34 Lillard, McCollum	13 Plumlee
58.	2/25	Houston	105-119	L 30-28	19-12		23 Lillard	12 Davis
59.	2/27	@Chicago	103-95	W 31-28		12-16	31 Lillard	9 Davis, Plumlee
60.	2/28	@Indiana	111-102	W 32-28		13-16	33 Lillard	9 Davis
61.	3/1	@New York	104-85	W 33-28		14-16	30 Lillard	14 Leonard
62.	3/2	@Boston	93-116	L 33-29		14-17	20 Lillard	7 Harkless, Leon, Plum
63.	3/4	@Toronto	115-117	L 33-30		14-18	50 Lillard	7 Davis
64.	3/6	@Detroit	103-123	L 33-31		14-19	26 Lillard	5 Henderson, Lillard
65.	3/8	Washington	116-109 (ot)	W 34-31	20-12		41 Lillard	15 Davis
66.	3/11	@Golden State	112-128	L 34-32		14-20	18 McCollum	13 Leonard
67.	3/12	Orlando	121-84	W 35-32	21-12		19 Lillard	11 Plumlee
68.	3/14	@Oklahoma City	94-128	L 35-33		14-21	21 Lillard	8 Plumlee
69.	3/17	@San Antonio	110-118	L 35-34		14-22	26 McCollum	9 Davis
70.	3/18	@New Orleans	117-112	W 36-34		15-22	33 Lillard	10 Davis
71.	3/20	@Dallas	120-132 (ot)	L 36-35		15-23	26 Lillard	19 Plumlee
72.	3/23	Dallas	109-103	W 37-35	22-12		27 Lillard	11 Aminu
73.	3/24	@L.A. Clippers	94-96	L 37-36		15-24	18 Lillard	8 Davis, Harkless
74.	3/26	Philadelphia	108-105	W 38-36	23-12		25 McCollum	13 Davis
75.	3/28	Sacramento	105-93	W 39-36	24-12		21 Crabbe	9 Davis
76.	3/31	Boston	116-109	W 40-36	25-12		28 Aminu	10 Harkless
77.	4/2	Miami	110-93	W 41-36	26-12		24 McCollum	11 Davis
78.	4/3	@Golden State	111-136	L 41-37		15-25	38 Lillard	10 Harkless
79.	4/5	@Sacramento	115-107	W 42-37		16-25	30 McCollum	16 Harkless
80.	4/6	Oklahoma City	120-115	W 43-37	27-12		27 Aminu	8 Davis
81.	4/9	Minnesota	105-106	L 43-38	27-13		31 Lillard	15 Plumlee
82.	4/13	Denver	107-99	W 44-38	28-13		21 Lillard	9 Davis



Craig Mitchell/dyer/USA Today Sports

／ **PLAYOFFS**



## TRAIL BLAZERS PLAYOFF WIN-LOSS RECORDS

### ALL PLAYOFF GAMES

ALL PLAYOFF GAMES			Home			Road			Total		
Series	W	L	Pct.	W	L	Pct.	W	L	Pct.		
First Round.....	33	40	25	.615	14	54	.206	54	79	.406	
Conference Semifinals ...	11	25	5	.833	5	25	.167	30	30	.500	
Conference Finals .....	5	11	5	.685	6	11	.353	17	16	.515	
NBA Finals.....	3	4	5	.444	3	5	.375	7	10	.412	
Totals	51	80	38	.678	28	93	.231	108	131	.452	

### OVERTIME GAMES

	W	L	Pct.	W	L	Pct.	W	L	Pct.
First Round.....	3	2	.600	3	3	.500	6	5	.545
Conference Semifinals .....	2	2	.500	1	1	.500	3	3	.500
Conference Finals .....	1	0	1.000	0	0	.000	1	0	1.000
NBA Finals.....	0	0	.000	2	0	1.000	2	0	1.000
<b>Totals</b>	<b>6</b>	<b>4</b>	<b>.600</b>	<b>6</b>	<b>4</b>	<b>.600</b>	<b>12</b>	<b>8</b>	<b>.600</b>

## NBA PLAYOFF APPEARANCES, 1971 THROUGH 2017

L.A. Lakers.....	39	New York.....	27	Miami.....	19
San Antonio.....	37	Detroit.....	26	Golden State.....	17
Boston.....	34	Philadelphia.....	26	Sacramento/Cincinnati/K.C.....	16
<b>Portland.....</b>	<b>33</b>	Utah/New Orleans.....	26	Orlando.....	14
Chicago.....	32	Denver.....	24	L.A. Clippers/Buffalo/S.D.....	13
Atlanta.....	31	Indiana.....	24	Charlotte.....	10
Houston/San Diego.....	30	Washington.....	22	Memphis/Vancouver.....	10
Oklahoma City/Seattle.....	29	Cleveland.....	21	Toronto.....	9
Milwaukee.....	28	Dallas.....	21	Minnesota.....	8
Phoenix.....	28	Brooklyn/New Jersey/N.Y.....	19	New Orleans.....	6

## NBA PLAYOFF RECORDS, 1971 THROUGH 2017

	W	L	Pct.		W	L	Pct.		W	L	Pct.
L.A. Lakers.....	308	200	.606	New York.....	133	136	.494	L.A. Clippers*.....	44	60	.423
Miami.....	123	96	.562	Phoenix.....	130	137	.487	Toronto.....	28	44	.389
Golden State.....	105	82	.561	Houston*.....	134	142	.486	Atlanta.....	87	138	.387
San Antonio.....	218	173	.558	Utah*.....	118	134	.468	Memphis*.....	29	46	.387
Chicago.....	184	147	.556	Dallas.....	91	105	.464	Denver.....	61	101	.377
Boston.....	236	192	.551	Orlando.....	57	66	.463	New Orleans.....	15	25	.375
Detroit.....	157	128	.551	Milwaukee.....	103	121	.460	Charlotte.....	23	40	.365
Cleveland.....	113	94	.546	<b>Portland.....</b>	<b>108</b>	<b>135</b>	<b>.444</b>	Minnesota.....	17	30	.362
Philadelphia.....	137	128	.517	Brooklyn*.....	62	80	.437	<i>*Includes previous cities Ranked by percentage</i>			
Oklahoma City*. 158	155	.505	Washington.....	88	114	.436					
Indiana.....	112	114	.496	Sacramento*.....	46	62	.426				

## TRAIL BLAZERS PLAYOFF RECORDS VS. OPPONENTS

Series	W	L	Pct.	Series	W	L	Pct.
L.A. Lakers.....	11	16	.32	Chicago.....	4	5	.444
Phoenix.....	7	16	.15	Golden State.....	2	1	.9
Utah.....	6	19	.12	Minnesota.....	1	3	.1
Dallas.....	4	11	.9	L.A. Clippers.....	1	4	.2
Seattle.....	4	8	.8	Philadelphia.....	1	4	.2
Houston.....	4	8	.12	Kansas City.....	1	1	.2
San Antonio.....	4	6	.14	Detroit.....	1	1	.4
Denver.....	2	5	.5	Memphis.....	1	1	.4

## TRAIL BLAZERS INDIVIDUAL PLAYOFF HIGHS

### Points

Game.....	46	LaMarcus Aldridge at Houston (OT).....	4/20/14
	45	Bonzi Wells ..... at Dallas.....	4/23/03
One Half.....	27	Terry Porter ..... San Antonio.....	5/15/90
	27	Clyde Drexler ..... Seattle.....	4/26/91
	27	Bonzi Wells ..... at Dallas.....	4/23/03
	27	LaMarcus Aldridge at Houston (OT).....	4/20/14
	27	<b>CJ McCollum..... at Golden State .....</b>	<b>4/16/17</b>
OT Period.....	13	Clyde Drexler ..... at L.A. Lakers.....	4/29/92

### Field Goals Made

Game.....	18	LaMarcus Aldridge at Houston.....	4/23/14
	17	LaMarcus Aldridge at Houston (OT).....	4/20/14
One Half.....	11	LaMarcus Aldridge at Houston (OT).....	4/20/14
	11	<b>CJ McCollum..... at Golden State .....</b>	<b>4/16/17</b>

### Field Goals Attempted

Game.....	34	LaMarcus Aldridge at Memphis.....	4/19/15
	31	LaMarcus Aldridge at Houston (OT).....	4/20/14
One Half.....	18	LaMarcus Aldridge at Memphis.....	4/19/15
	18	Billy Ray Bates ..... Kansas City.....	4/5/81

### Three-Point Field Goals Made

Game.....	8	Damian Lillard..... Golden State.....	5/7/16
One Half.....	6	CJ McCollum ..... at Memphis.....	4/29/15
One Quarter ...	4	Terry Porter ..... at Houston.....	4/29/94
	4	Rudy Fernandez... Phoenix.....	4/22/10
	4	Wesley Matthews... Dallas.....	4/21/11
	4	CJ McCollum..... at Memphis.....	4/29/15
	4	Damian Lillard..... at Golden State.....	5/3/16

### Three-Point Field Goals Attempted

Game.....	18	Damian Lillard..... Golden State.....	5/9/16
	12	Nicolas Batum ..... Memphis.....	4/25/15
One Half.....	9	CJ McCollum ..... at Memphis.....	4/29/15
	9	Damian Lillard..... Golden State.....	5/9/16

### Free Throws Made

Game.....	16	Arvydas Sabonis ..... at Utah.....	4/25/96
One Half.....	13	Terry Porter ..... Dallas.....	4/26/90

### Free Throws Attempted

Game.....	20	Arvydas Sabonis ..... at Utah.....	4/25/96
One Half.....	14	Calvin Natt ..... Seattle.....	4/22/83
	14	Terry Porter ..... Dallas.....	4/26/90

### Free Throw Percentage

Game.....	1.000	Terry Porter (15/15) ...at Detroit (OT).....	6/7/90
	1.000	Isaiah Rider (14/14) ...Utah.....	5/27/99
	1.000	Brandon Roy (13/13) ...at Houston.....	4/26/09
	1.000	Damian Lillard (12/12) at Golden State...5/11/16	
	1.000	LaMarcus Aldridge (10/10). Houston.....	5/2/14
	1.000	Damian Lillard (10/10) at Golden State.....	5/1/16

### Offensive Rebounds

Game.....	10	Tom Owens ..... at Seattle.....	4/6/80
-----------	----	---------------------------------	--------

### Defensive Rebounds

Game.....	20	Bill Walton ..... at Philadelphia.....	6/3/77
	20	Bill Walton ..... Philadelphia.....	6/5/77

### Total Rebounds

Game.....	24	Bill Walton ..... at Philadelphia.....	6/3/77
One Half.....	13	Bill Walton ..... at Philadelphia.....	6/3/77

### Assists

Game.....	15	Rod Strickland.....Houston.....	5/3/94
	15	Darnell Valentine ..... at L.A. Lakers.....	4/26/83
	15	Terry Porter ..... Houston.....	4/26/87
	15	Clyde Drexler.....Utah.....	5/9/91
One Half.....	9	Darnell Valentine ..... at L.A. Lakers.....	4/26/83
	9	Clyde Drexler..... at Dallas.....	4/20/85
	9	Clyde Drexler.....Utah.....	5/9/91
	9	Terry Porter ..... at L.A. Lakers.....	5/26/91

### Steals

Game.....	6	Lionel Hollins..... at L.A. Lakers.....	5/8/77
One Half.....	6	Lionel Hollins..... at L.A. Lakers.....	5/8/77
	6	Clyde Drexler.....Phoenix.....	5/23/90

### Turnovers

Game.....	8	Mychal Thompson ...at L.A. Lakers.....	4/24/83
	8	Clyde Drexler ..... at Denver.....	4/20/86
	8	Clyde Drexler..... at San Antonio.....	5/10/90
	8	Kevin Duckworth ..... L.A. Lakers.....	5/18/91
One Half.....	6	Kevin Duckworth ..... at Utah.....	5/4/88

### Blocked Shots

Game.....	8	Bill Walton ..... Philadelphia.....	6/5/77
One Half.....	5	Joel Przybilla ..... at Houston.....	4/30/09

*Bold indicates record set during 2016-17 season*

**A RECORD PERFORMANCE --- Bill Walton, MVP of the 1977 NBA Finals, grabbed 23 rebounds (20 at the defensive end), swatted away eight Philadelphia shots and scored 20 points to lead Portland to a 109-107 win over the Sixers in the deciding game of the 1977 NBA Championship on June 5, 1977. The defensive rebound stat still stands as an NBA Finals record, while Orlando's Dwight Howard knocked off Walton's rejection mark with nine blocks in Game 4 of the 2009 NBA Finals.**

## TRAIL BLAZERS TEAM PLAYOFF HIGHS

### Points

Game.....	153	at Phoenix (2OT).....	5/11/92
	130	Philadelphia.....	5/31/77
One half.....	75	L.A. Lakers.....	4/23/92
1st quarter.....	42	at Phoenix.....	5/11/92
2nd quarter.....	41	Golden State (OT).....	5/9/16
3rd quarter.....	41	Philadelphia.....	5/31/77
	41	Phoenix.....	5/23/90
4th quarter.....	42	Philadelphia.....	5/29/77
	42	at L.A. Lakers.....	5/3/83
One OT period.....	20	Utah.....	5/26/92

### Field Goals Made

Game.....	57	at Dallas (2OT).....	4/18/85
	54	Philadelphia.....	5/31/77
One half.....	31	Philadelphia.....	5/31/77

### Field Goals Attempted

Game.....	107	at Denver (OT).....	5/1/77
	106	Philadelphia.....	5/29/77
	106	Utah.....	4/30/88
	106	Golden State (OT).....	5/9/16
One half.....	57	Philadelphia.....	5/29/77

### Field Goal Percentage

Game.....	598	at Denver (49 of 82).....	4/22/77
	598	Dallas (49 of 82).....	5/2/03

### Three-Point Field Goals Made

Game.....	17	Golden State.....	5/7/16
One half.....	10	at Memphis.....	4/29/15
	10	L.A. Clippers.....	4/29/16

### Three-Point Field Goals Attempted

Game.....	39	Golden State (OT).....	5/9/16
	<b>39</b>	<b>Golden State.....</b>	<b>4/24/17</b>
One half.....	21	at Memphis.....	4/29/15
	<b>21</b>	<b>Golden State.....</b>	<b>4/24/17</b>

### Free Throws Made

Game.....	43	San Antonio.....	5/8/90
One half.....	27	San Antonio.....	5/8/90

### Free Throws Attempted

Game.....	53	at Phoenix (2OT).....	5/11/92
	51	San Antonio.....	5/8/90
One half.....	33	San Antonio.....	5/8/90
	33	Phoenix.....	5/5/92

### Free Throw Percentage

Game.....	1,000	at Chicago (21 of 21).....	6/14/92
	1,000	at Houston (17 of 17).....	4/26/09
	1,000	at San Antonio (10 of 10).....	5/8/14

### Rebounds

Offensive.....	26	L.A. Lakers.....	5/28/91
Defensive.....	48	at Philadelphia.....	6/3/77
Game.....	62	at Dallas (OT).....	4/20/85
	59	at Philadelphia.....	6/3/77
One Half.....	37	L.A. Lakers.....	5/21/91

### Assists

Game.....	37	Philadelphia.....	5/31/77
One half.....	23	L.A. Lakers.....	5/23/92
	23	Utah.....	5/16/92

### Personal Fouls

Game.....	40	Philadelphia.....	5/31/77
One half.....	23	Utah.....	5/9/91
	23	L.A. Lakers.....	5/20/00

### Steals

Game.....	17	L.A. Lakers.....	5/5/85
One half.....	11	Chicago.....	4/12/77
	11	L.A. Lakers.....	5/10/77
	11	Houston.....	4/26/87

### Blocked Shots

Game.....	13	at Chicago.....	4/15/77
One half.....	9	at Chicago.....	4/15/77

### Turnovers

Game.....	34	at Philadelphia.....	5/22/77
One half.....	19	at Philadelphia.....	5/22/77

### Disqualifications

Game.....	3	Chicago.....	5/17/77
	3	at Philadelphia.....	5/22/77
	3	L.A. Lakers.....	4/29/92
	3	Phoenix.....	5/2/95

### Margin of Victory

32 points.....	130-98	Philadelphia.....	5/31/77
29 points.....	106-77	at L.A. Lakers.....	5/22/00
26 points.....	102-76	at L.A. Lakers.....	5/2/92
25 points.....	113-88	Utah.....	5/16/92
24 points.....	113-89	Seattle.....	4/30/78
22 points.....	129-107	Philadelphia.....	5/29/77
22 points.....	101-79	L.A. Lakers.....	4/25/92
22 points.....	125-103	Dallas.....	5/2/03

### Highest Scores

153.....	153-151	at Phoenix (2OT).....	5/11/92
138.....	138-132	San Antonio (2OT).....	5/15/90
131.....	131-139	Dallas (OT).....	4/18/85
130.....	130-98	Philadelphia.....	5/31/77
129.....	129-107	Philadelphia.....	5/29/77

*Bold indicates record set during 2016-17 season*

**GOTTA MAKE YOUR FREE THROWS --- The Trail Blazers converted all 21 of their free throws, an NBA Finals record, in the sixth and deciding game of the 1992 NBA Finals in Chicago on June 14.**

## TRAIL BLAZERS TEAM PLAYOFF LOWS

### Points

Game.....	63	San Antonio .....	6/4/99
One half .....	24	at Utah .....	5/5/96
1st quarter .....	11	Utah .....	4/29/96
	11	Dallas .....	4/23/11
2nd quarter .....	12	at Utah .....	5/5/96
	12	San Antonio .....	6/4/99
3rd quarter .....	8	San Antonio .....	6/4/99
4th quarter .....	5	at Utah .....	5/18/99
One OT period.....	4	at Denver.....	5/1/77

### Field Goals Made

Game.....	19	San Antonio.....	6/4/99
-----------	----	------------------	--------

### Field Goals Attempted

Game.....	64	Utah.....	5/23/99
	64	Utah.....	5/9/00

### Field Goal Percentage

Game.....	247	San Antonio (19 of 77) .....	6/4/99
-----------	-----	------------------------------	--------

### Free Throws Made

Game.....	5	Kansas City .....	4/5/81
-----------	---	-------------------	--------

### Free Throws Attempted

Game.....	8	Kansas City .....	4/5/81
-----------	---	-------------------	--------

### Free Throw Percentage

Game.....	.500	at Phoenix (13 of 26).....	5/25/90
-----------	------	----------------------------	---------

### Rebounds

Offensive.....	5	Chicago .....	4/12/77
	5	at L.A. Lakers .....	5/26/00
	5	Memphis.....	4/25/15
	5	at Memphis.....	4/29/15
Defensive.....	15	Houston.....	4/18/09
Total .....	27	Chicago .....	4/17/77

### Assists

Game.....	9	at San Antonio.....	5/6/14
	10	Utah.....	5/23/99
	10	at Utah.....	5/25/99

### Personal Fouls

Game.....	12	Houston.....	4/28/09
-----------	----	--------------	---------

### Steals

Game.....	1	at Memphis.....	4/29/15
-----------	---	-----------------	---------

### Blocked Shots

Game.....	0	Phoenix .....	4/26/84
	0	Dallas .....	4/25/85
	0	at L.A. Lakers .....	5/24/91
	0	Phoenix .....	5/2/95
	0	Dallas .....	4/25/03
	0	San Antonio.....	5/10/14
	0	Memphis.....	4/27/15

### Turnovers

Game.....	6	Seattle .....	4/22/83
	6	Houston.....	5/3/94
	6	at Minnesota.....	4/30/00
	6	Houston.....	4/21/09

### Margin of Loss

38 points.....	64-102	at Utah .....	5/5/96
34 points.....	89-123	at Phoenix.....	5/25/90
33 points.....	89-122	at Chicago .....	6/3/92
29 points.....	90-119	at Phoenix.....	4/20/10
<b>29 points.....</b>	<b>81-110</b>	<b>at Golden State .....</b>	<b>4/19/17</b>
27 points.....	102-129	at Phoenix .....	4/28/95
27 points.....	81-108	Houston .....	4/18/09
<b>25 points.....</b>	<b>103-128</b>	<b>Golden State.....</b>	<b>4/24/17</b>

### Lowest Scores

63.....	63-85	San Antonio .....	6/4/99
64.....	64-102	at Utah .....	5/5/96
71.....	71-88	at Utah .....	5/25/99
76.....	76-80	at San Antonio .....	5/29/99
76.....	76-92	at Houston .....	4/30/09
77.....	77-95	at L.A. Lakers.....	4/25/97
80.....	80-94	San Antonio .....	6/6/99
81.....	81-75	Utah .....	5/23/99
81.....	81-79	Utah .....	5/16/00
81.....	81-108	Houston .....	4/18/09
81.....	81-89	at Dallas.....	4/16/11
81.....	81-102	at L.A. Clippers .....	4/20/16
<b>81.....</b>	<b>81-110</b>	<b>at Golden State .....</b>	<b>4/19/17</b>
82.....	82-93	at Dallas.....	4/25/11
82.....	82-104	at San Antonio .....	5/14/14
82.....	82-97	at Memphis.....	4/22/15

*Bold indicates record set during 2016-17 season*

**CITY OF THORNS --- The Trail Blazers won all 10 of their home playoff games en route to the 1977 NBA Championship, becoming the first team in NBA history to accomplish the feat. The 10 consecutive games won at home in a postseason ties an NBA record with five other teams: Boston in 1986, the Lakers in 1987, Detroit in 1990, Chicago in 1996 and Utah in 1997. The 1977 Trail Blazers were 14-5 overall in the playoffs. In Memorial Coliseum, they were 2-0 against Chicago, 3-0 against Denver, 2-0 vs. the Lakers and 3-0 in the NBA Finals series with Philadelphia.**

## TRAIL BLAZERS TOP POSTSEASON AVERAGES

### Points

1. Billy Ray Bates.....	28.3	1981 (3 games)
2. Kiki Vandeweghe.....	28.0	1986 (4 games)
3. <b>Damian Lillard.....</b>	<b>27.8</b>	<b>2017 (4 games)</b>
4. Clyde Drexler.....	27.7	1989 (3 games)
5. Brandon Roy.....	26.7	2009 (6 games)
6. Damian Lillard.....	26.5	2016 (11 games)
7. Clyde Drexler.....	26.3	1992 (21 games)
8. LaMarcus Aldridge.....	26.2	2014 (11 games)
9. Rasheed Wallace.....	25.3	2002 (3 games)
10. Mychal Thompson.....	25.0	1981 (3 games)
Billy Ray Bates.....	25.0	1980 (3 games)

### Rebounds

1. Kermit Washington.....	17.3	1981 (3 games)
2. Bill Walton.....	15.2	1977 (19 games)
3. Kenny Carr.....	13.3	1986 (4 games)
4. Maurice Lucas.....	12.5	1978 (6 games)
5. Rasheed Wallace.....	12.3	2002 (3 games)
6. Mason Plumlee.....	11.8	2016 (11 games)
7. LaMarcus Aldridge.....	11.2	2015 (5 games)
8. Kevin Duckworth.....	11.0	1988 (4 games)
9. Brian Grant.....	10.8	1998 (4 games)
10. Maurice Lucas.....	10.7	1979 (3 games)

### Assists

1. Rod Strickland.....	12.3	1995 (3 games)
2. Terry Porter.....	10.0	1987 (4 games)
3. Rod Strickland.....	9.8	1994 (4 games)
4. Damon Stoudamire.....	9.5	1998 (4 games)
5. Rod Strickland.....	9.3	1993 (4 games)
6. Clyde Drexler.....	9.2	1985 (9 games)
7. Darnell Valentine.....	8.7	1983 (7 games)
8. Darnell Valentine.....	8.4	1984 (5 games)
Rod Strickland.....	8.4	1996 (5 games)
10. Kelvin Ransey.....	8.3	1981 (3 games)
Clyde Drexler.....	8.3	1989 (3 games)
Terry Porter.....	8.3	1989 (3 games)

### Steals

1. Larry Steele.....	3.33	1979 (3 games)
Jerome Kersey.....	3.33	1989 (3 games)
3. Clyde Drexler.....	3.00	1988 (4 games)
Bonzi Wells.....	3.00	2003 (7 games)
5. Kermit Washington.....	2.67	1981 (3 games)
Scottie Pippen.....	2.67	2001 (3 games)
7. Clyde Drexler.....	2.56	1985 (9 games)
8. Clyde Drexler.....	2.52	1990 (21 games)
9. Terry Porter.....	2.50	1987 (4 games)
Terry Porter.....	2.50	1988 (4 games)

### Blocks

1. Bill Walton.....	3.37	1977 (19 games)
2. Ron Brewer.....	3.00	1979 (3 games)
Mychal Thompson.....	3.00	1981 (3 games)
4. LaMarcus Aldridge.....	2.40	2015 (5 games)
5. Sam Bowie.....	2.33	1985 (9 games)
Sam Bowie.....	2.33	1989 (3 games)
Arvydas Sabonis.....	2.33	2001 (3 games)
8. Caldwell Jones.....	2.00	1988 (4 games)
Joel Przybilla.....	2.00	2009 (6 games)
10. LaMarcus Aldridge.....	1.83	2010 (6 games)

### Field Goal Percentage (min. 10 FG made)

1. Jim Brewer.....	1.000 (10-10)....	1980 (3 games)
2. Buck Williams.....	.679 (19-28)....	1994 (4 games)
3. Arvydas Sabonis.....	.667 (24-36)....	2003 (6 games)
Meyers Leonard.....	.667 (14-21)....	2015 (5 games)
5. Mychal Thompson..	.608 (31-51)....	1981 (3 games)
6. Audie Norris.....	.594 (19-32)....	1985 (8 games)
7. Bob Gross.....	.591 (110-186)....	1977 (19 games)
Dave Twardzik.....	.591 (55-93)....	1977 (14 games)
9. Rasheed Wallace....	.589 (33-56)....	1997 (4 games)
10. Jim Paxson.....	.586 (68-116)....	1983 (7 games)

### Free Throw Percentage (min. 10 FT made)

1. Kiki Vandeweghe..	1.000 (32-32)....	1986 (4 games)
Dave Twardzik.....	1.000 (14-14)....	1978 (6 games)
Damon Stoudamire	1.000 (13-13)....	1998 (4 games)
Damon Stoudamire	1.000 (13-13)....	2001 (3 games)
5. <b>Damian Lillard.....</b>	<b>.960 (24-25)....</b>	<b>2017 (4 games)</b>
6. Damon Stoudamire	.952 (20-21)....	2003 (7 games)
7. Kenny Anderson....	.950 (19-20)....	1997 (4 games)
8. Kiki Vandeweghe....	.939 (31-33)....	1985 (9 games)
9. Steve Smith.....	.938 (15-16)....	2001 (3 games)
<b>CJ McCollum.....</b>	<b>.938 (15-16)....</b>	<b>2017 (4 games)</b>

### Three-Point Percentage (min. 5 3-PT made)

1. Meyers Leonard.....	.769 (10-13)....	2015 (5 games)
2. Rasheed Wallace....	.615 (8-13)....	2000 (16 games)
3. Dontonio Wingfield..	.600 (6-10)....	1996 (5 games)
4. Harvey Grant.....	.556 (5-9)....	1995 (3 games)
Arvydas Sabonis.....	.556 (5-9)....	1996 (5 games)
6. Steve Smith.....	.547 (29-53)....	2000 (16 games)
7. Scottie Pippen.....	.545 (6-11)....	2002 (3 games)
Will Barton.....	.545 (6-11)....	2014 (7 games)
9. Walt Williams.....	.533 (8-15)....	1998 (4 games)
10. Rod Strickland.....	.500 (6-12)....	1996 (5 games)
<b>CJ McCollum.....</b>	<b>.500 (11-22)....</b>	<b>2017 (4 games)</b>

\*Minimum three games

Bold indicates record set during 2016-17 season

# TRAIL BLAZERS TOP PLAYOFF SERIES AVERAGES

## Points

1. Damian Lillard.....	31.8	2016 (vs. GS)
2. Clyde Drexler.....	31.4	1992 (vs. Pho.)
3. LaMarcus Aldridge.....	29.8	2014 (vs. Hou.)
4. Billy Ray Bates.....	28.3	1981 (vs. KC)
5. Kiki Vandeweghe.....	28.0	1986 (vs. Den.)
<b>6. Damian Lillard.....</b>	<b>27.8</b>	<b>2017 (vs. GS)</b>
7. Clyde Drexler.....	27.7	1989 (vs. LAL)
8. Brandon Roy.....	26.7	2009 (vs. Hou.)
9. Clyde Drexler.....	26.4	1990 (vs. Det.)
10. Clyde Drexler.....	26.3	1992 (vs. LAL)

## Rebounds

1. Bill Walton.....	19.0	1977 (vs. Phi.)
2. Kermit Washington.....	17.3	1981 (vs. KC)
3. Bill Walton.....	14.8	1977 (vs. LAL)
4. Kenny Carr.....	13.3	1986 (vs. Den.)
5. Mason Plumlee.....	13.2	2016 (vs. LAC)
6. Bill Walton.....	13.0	1977 (vs. Den.)
Buck Williams.....	13.0	1990 (vs. Dal.)
8. Maurice Lucas.....	12.5	1978 (vs. Sea.)
9. Bill Walton.....	12.3	1977 (vs. Chi.)
Buck Williams.....	12.3	1992 (vs. LAL)
Rasheed Wallace.....	12.3	2002 (vs. LAL)

## Assists

1. Rod Strickland.....	12.3	1995 (vs. Pho.)
2. Darnell Valentine.....	11.0	1983 (vs. LAL)
3. Terry Porter.....	10.0	1987 (vs. Hou.)
4. Rod Strickland.....	9.8	1994 (vs. Hou.)
5. Clyde Drexler.....	9.6	1991 (vs. Utah)
6. Damon Stoudamire.....	9.5	1998 (vs. LAL)
7. Clyde Drexler.....	9.3	1985 (vs. Dal.)
Rod Strickland.....	9.3	1993 (vs. SA)
9. Clyde Drexler.....	9.2	1985 (vs. LAL)
10. Damon Stoudamire.....	9.0	1999 (vs. Pho.)

## Steals

1. Clyde Drexler.....	4.33	1990 (vs. Dal.)
2. Lionel Hollins.....	4.25	1977 (vs. LAL)
3. Larry Steele.....	3.33	1979 (vs. Pho.)
Jerome Kersey.....	3.33	1989 (vs. LAL)
5. Jerome Kersey.....	3.20	1992 (vs. Pho.)
6. Johnny Davis.....	3.00	1977 (vs. LAL)
Lionel Hollins.....	3.00	1977 (vs. Chi.)
Clyde Drexler.....	3.00	1985 (vs. LAL)
Clyde Drexler.....	3.00	1988 (vs. Utah)
Bonzi Wells.....	3.00	2003 (vs. Dal.)

## Blocks

1. Bill Walton.....	4.33	1977 (vs. Chi.)
2. Maurice Lucas.....	3.67	1977 (vs. Chi.)
Bill Walton.....	3.67	1977 (vs. Phi.)
4. Bill Walton.....	3.33	1977 (vs. Den.)
5. Ron Brewer.....	3.00	1979 (vs. Pho.)
Mychal Thompson.....	3.00	1981 (vs. KC)
Sam Bowie.....	3.00	1985 (vs. Dal.)
8. Arvydas Sabonis.....	2.67	1999 (vs. Pho.)
LaMarcus Aldridge.....	2.67	2014 (vs. Hou.)
Robin Lopez.....	2.67	2014 (vs. Hou.)

## Field Goal Percentage (min. 10 FG made)

1. Jim Brewer.....	1.000 (10-10).....	1980 (vs. Sea.)
2. Dave Twardzik.....	.731 (19-26).....	1977 (vs. Chi.)
3. Brian Grant.....	.719 (23-32).....	1999 (vs. Pho.)
4. Clifford Robinson.....	.688 (22-32).....	1991 (vs. Sea.)
5. Buck Williams.....	.679 (19-28).....	1994 (vs. Hou.)
6. Bob Gross.....	.667 (46-69).....	1977 (vs. Phi.)
Arvydas Sabonis.....	.667 (24-36).....	2003 (vs. Dal.)
Meyers Leonard.....	.667 (14-21).....	2015 (vs. Mem.)
9. Buck Williams.....	.656 (21-32).....	1992 (vs. LAL)
10. Bob Gross.....	.647 (22-34).....	1977 (vs. Chi.)

## Free Throw Percentage (min. 10 FT made)

1. Kiki Vandeweghe.....	1.000 (32-32).....	1986 (vs. Den.)
Dave Twardzik.....	1.000 (14-14).....	1978 (vs. Sea.)
Darnell Valentine.....	1.000 (14-14).....	1985 (vs. Dal.)
Kiki Vandeweghe.....	1.000 (14-14).....	1985 (vs. Dal.)
Damon Stoudamire.....	1.000 (13-13).....	1998 (vs. LAL)
Damon Stoudamire.....	1.000 (13-13).....	2001 (vs. LAL)
Steve Smith.....	1.000 (11-11).....	2000 (vs. Min.)
Arvydas Sabonis.....	1.000 (10-10).....	1999 (vs. Pho.)
Detlef Schrempf.....	1.000 (10-10).....	2000 (vs. Min.)
<b>10. Damian Lillard.....</b>	<b>.960 (24-25).....</b>	<b>2017 (vs. GS)</b>

## Three-Point Percentage (min. 5 3-PT made)

1. Meyers Leonard.....	.769 (10-13).....	2015 (vs. Mem.)
2. Terry Porter.....	.643 (9-14).....	1992 (vs. LAL)
3. Rasheed Wallace.....	.636 (7-11).....	2000 (vs. LAL)
4. Danny Ainge.....	.600 (6-10).....	1992 (vs. LAL)
Dontonio Wingfield.....	.600 (6-10).....	1996 (vs. Utah)
Steve Smith.....	.600 (15-25).....	2000 (vs. LAL)
Will Barton.....	.600 (6-10).....	2014 (vs. SA)
8. Harvey Grant.....	.556 (5-9).....	1995 (vs. Pho.)
Arvydas Sabonis.....	.556 (5-9).....	1996 (vs. Utah)
10. Al-Farouq Aminu.....	.552 (16-29).....	2016 (vs. GS)

\*Minimum three games for first round series, four games for all other series

Bold indicates record set during 2016-17 season

## TOP TRAIL BLAZERS PLAYOFF PERFORMANCES

### Points

LaMarcus Aldridge...	46	at Houston (OT)	4/20/14
Bonzi Wells	45	at Dallas	4/23/03
LaMarcus Aldridge	43	at Houston	4/23/14
Clyde Drexler	42	at L.A. Lakers	4/29/92
Brandon Roy	42	Houston	4/21/09
Terry Porter	41	at Utah	5/19/92
<b>CJ McCollum</b>	<b>41</b>	<b>at Golden State</b>	<b>4/16/17</b>
Mychal Thompson	40	at Kansas City	4/3/81
Damian Lillard	40	Golden State	5/7/16
Clyde Drexler	39	Seattle	4/26/91
Terry Porter	38	San Antonio (2OT)	5/15/90
Clyde Drexler	37	at Phoenix	5/9/92

### Rebounds

Bill Walton	24	at Philadelphia	6/3/77
Bill Walton	23	Philadelphia	6/5/77
Mason Plumlee	21	L.A. Clippers	4/23/16
Bill Walton	20	at Philadelphia	5/22/77
Sam Bowie	20	at Dallas (2OT)	4/20/85
Bill Walton	18	Philadelphia	5/29/77
Kermit Washington	18	at Kansas City (OT)	4/3/81
Kenny Carr	18	Denver	4/24/86
Marcus Camby	18	at Dallas	4/16/11
LaMarcus Aldridge	18	at Houston (OT)	4/20/14
Bill Walton	17	at Chicago	4/15/77
Bill Walton	17	at L.A. Lakers	5/8/77
Mychal Thompson	17	Phoenix	4/13/79
Kermit Washington	17	Kansas City (OT)	4/1/81
Kermit Washington	17	Kansas City	4/5/81
Marcus Camby	17	at Phoenix	4/18/10

### Assists

Darnell Valentine	15	at L.A. Lakers	4/26/83
Terry Porter	15	Houston	4/26/87
Clyde Drexler	15	Utah	5/9/91
Rod Strickland	15	Houston	5/3/94
Darnell Valentine	14	L.A. Lakers (OT)	4/29/83
Clyde Drexler	14	L.A. Lakers	5/3/85
Damon Stoudamire	14	L.A. Lakers	4/26/98
Darnell Valentine	13	at Phoenix	4/24/84
Darnell Valentine	13	at Dallas (2OT)	4/18/85
Clyde Drexler	13	Phoenix	5/7/92
Rod Strickland	13	at Phoenix	4/28/95
Damon Stoudamire	13	Phoenix	5/10/99

### Field Goals Made

LaMarcus Aldridge	18	at Houston	4/23/14
LaMarcus Aldridge	17	at Houston (OT)	4/20/14
Bonzi Wells	17	at Dallas	4/23/03
<b>CJ McCollum</b>	<b>16</b>	<b>at Golden State</b>	<b>4/16/17</b>
Billy Ray Bates	16	Kansas City	4/4/81
Lionel Hollins	15	at Seattle	4/26/78
Mychal Thompson	15	at Kansas City (OT)	4/3/81
Clyde Drexler	15	at Phoenix	5/9/92
Brandon Roy	15	Houston	4/21/09
Maurice Lucas	14	Chicago	4/12/77
Kevin Duckworth	14	at Utah	5/6/88
Clyde Drexler	14	at L.A. Lakers	4/27/89
Jerome Kersey	14	at Phoenix	5/27/90
Clyde Drexler	14	Detroit	6/12/90
Clyde Drexler	14	Seattle	4/26/91
Clyde Drexler	14	at L.A. Lakers (OT)	4/29/92
Clyde Drexler	14	Phoenix	5/14/92
Damian Lillard	14	Golden State	5/7/16

### Field Goals Attempted

LaMarcus Aldridge	34	at Memphis	4/19/15
LaMarcus Aldridge	31	at Houston (OT)	4/20/14
Clyde Drexler	30	at Phoenix	5/9/92
Damian Lillard	30	Golden State (OT)	5/9/16
Lionel Hollins	28	at Seattle	4/26/78
Billy Ray Bates	28	Kansas City	4/5/81
LaMarcus Aldridge	28	at Houston	4/23/14
<b>CJ McCollum</b>	<b>28</b>	<b>at Golden State</b>	<b>4/16/17</b>
Lionel Hollins	27	at L.A. Lakers	5/8/77
Clyde Drexler	27	at L.A. Lakers	4/27/89
Rasheed Wallace	27	at L.A. Lakers	4/25/02
Brandon Roy	27	Houston	4/21/09
Damian Lillard	27	Golden State	5/7/16

### Free Throws Made

Arvydas Sabonis	16	at Utah	4/25/96
Darnell Valentine	15	at Phoenix	4/22/84
Terry Porter	15	Dallas	4/26/90
Terry Porter	15	at Detroit (OT)	6/7/90
Terry Porter	14	San Antonio (OT)	5/19/90
Isaiah Rider	14	Utah	5/27/99
Terry Porter	13	Utah	5/19/92
Brandon Roy	13	at Houston	4/26/09
Damian Lillard	13	Golden State (OT)	5/9/16
Calvin Natt	12	Seattle	4/22/83
Kiki Vandeweghe	12	at Denver	4/18/86
Kiki Vandeweghe	12	at Denver	4/20/86
Clyde Drexler	12	Utah	4/28/88
Jerome Kersey	12	Utah	5/9/91
Clyde Drexler	12	at L.A. Lakers (OT)	4/29/92
Terry Porter	12	at L.A. Lakers	5/3/92
Terry Porter	12	Phoenix	5/5/92
Terry Porter	12	at Utah	5/24/92
Clyde Drexler	12	Chicago	6/7/92
Clyde Drexler	12	Chicago	6/12/92
Damian Lillard	12	at Golden State	5/11/16

### Free Throws Attempted

Arvydas Sabonis	20	at Utah	4/25/96
Calvin Natt	17	Seattle	4/22/83
Darnell Valentine	16	at Phoenix	4/22/84
Steve Johnson	16	at Houston	4/28/87
Terry Porter	16	Dallas	4/26/90
Terry Porter	16	San Antonio (OT)	5/19/90
Damian Lillard	16	Golden State (OT)	5/9/16

### Steals

Lionel Hollins	8	at L.A. Lakers	5/8/77
Clyde Drexler	6	L.A. Lakers	5/6/85
Clyde Drexler	6	Utah	4/30/88
Jerome Kersey	6	San Antonio (OT)	5/19/90
Clyde Drexler	6	Phoenix	5/23/90
Scottie Pippen	6	at L.A. Lakers	5/30/00

### Blocked Shots

Bill Walton	8	Philadelphia	6/5/77
Bill Walton	6	at Chicago	4/15/77
Clifford Robinson	6	San Antonio	5/1/93
Maurice Lucas	5	at Chicago	4/15/77
Bill Walton	5	Denver	4/26/77
Bill Walton	5	Denver	5/2/77
Ron Brewer	5	at Phoenix	4/15/79
Mychal Thompson	5	at Kansas City (OT)	4/3/81
Sam Bowie	5	at Dallas (2OT)	4/18/85
Sam Bowie	5	at Dallas (OT)	4/20/85
Clifford Robinson	5	San Antonio	5/12/90
LaMarcus Aldridge	5	at Houston	4/24/09
Joel Przybilla	5	at Houston	4/30/09

*Bold indicates record set during 2016-17 season*

## TWO-TEAM PLAYOFF HIGHS

### Points

Game.....	304	at Phoenix (2OT) .....	5/11/92
	259	at L.A. Lakers .....	5/7/85
	259	at Denver.....	4/18/86
One half .....	141	Utah .....	5/9/91
1st quarter .....	71	Phoenix.....	4/20/84
	71	at L.A. Lakers .....	4/30/85
	71	at Phoenix.....	5/11/92
2nd quarter .....	80	Golden State (OT).....	5/9/16
3rd quarter .....	73	at Kansas City.....	5/3/81
	73	Phoenix.....	5/23/90
4th quarter .....	76	at L.A. Lakers .....	5/7/85
	76	Utah .....	5/9/91
One OT period.....	36	at L.A. Lakers .....	4/29/92

### Field Goals Made

Game.....	111	at Dallas (2OT) .....	4/18/85
	100	at Denver.....	4/18/86
One half .....	53	at Dallas.....	4/20/85

### Field Goals Attempted

Game.....	214	at Dallas (2OT) .....	4/18/85
	211	at L.A. Lakers .....	4/27/85
One half .....	106	at L.A. Lakers .....	4/27/85

### Three-Point Field Goals Made

Game.....	32	Golden State (OT) .....	5/9/16
	31	Golden State .....	5/7/16
One half .....	18	Golden State .....	5/7/16

### Three-Point Field Goals Attempted

Game.....	79	Golden State (OT) .....	5/9/16
	<b>69</b>	<b>Golden State.....</b>	<b>4/22/17</b>
One half .....	<b>40</b>	<b>Golden State.....</b>	<b>4/22/17</b>

### Free Throws Made

Game.....	81	at Phoenix (2OT) .....	5/11/92
	77	at Utah .....	5/24/92
One half .....	56	Utah .....	5/9/91

*Bold indicates record set during 2016-17 season*

### Free Throws Attempted

Game	104	at Phoenix (2OT) .....	5/11/92
	94	at Utah .....	5/24/92
One half .....	65	Utah .....	5/9/91

### Rebounds

Offensive.....	41	at L.A. Lakers .....	4/30/89
Defensive.....	92	at Denver (OT) .....	5/1/77
	84	at Philadelphia .....	6/3/77
Game.....	116	at Denver (OT) .....	5/1/77
	115	at L.A. Lakers .....	4/27/85
One Half .....	64	at Philadelphia .....	6/3/77
	64	at L.A. Lakers .....	4/27/85

### Assists

Game.....	70	at Phoenix (2OT) .....	5/11/92
	70	at Denver.....	4/22/77
One half .....	40	at Phoenix .....	5/25/90

### Personal Fouls

Game.....	75	at Phoenix (2OT).....	5/11/92
	74	Philadelphia .....	5/31/77
One half .....	39	at Denver.....	4/20/86
	39	Utah .....	5/9/91

### Steals

Game.....	29	Chicago.....	4/12/77
One half .....	19	L.A. Lakers .....	5/10/77

### Blocked Shots

Game.....	22	at Houston.....	4/30/14
One half .....	15	at Chicago.....	4/15/77

### Turnovers

Game.....	55	Chicago.....	4/17/77
One half .....	33	Chicago.....	4/12/77

### Disqualifications

Game.....	6	San Antonio (2OT) .....	5/15/90
	6	at Phoenix (2OT) .....	5/11/92
	4	Chicago.....	4/17/77
	4	at Philadelphia .....	5/22/77
	4	at Denver.....	4/20/86
	4	Phoenix.....	5/2/95

**COMEBACK TO REMEMBER ---** Trailing by as many as 23 points, and down by 18 after three quarters, Portland staged a historic comeback to defeat Dallas, 84-82, in Game 4 of the 2011 First Round. The Trail Blazers became the third NBA team in the shot clock era to win a playoff game after trailing by at least 18 points entering the fourth quarter. Brandon Roy scored 18 of Portland's fourth-quarter points on 8-for-10 shooting in the epic come-from-behind win.



## OPPONENTS INDIVIDUAL PLAYOFF HIGHS

### Points

Game.....47 Charles Barkley ..... Phoenix..... 5/2/95  
 One Half ..35 Michael Jordan..... at Chicago..... 6/3/92  
 OT period.17 Stephen Curry..... Golden State... 5/9/16

### Field Goals Made

Game.....19 Rolando Blackman... at Dallas (2OT) 4/18/85  
 17 Kareem Abdul-Jabbar... at L.A. Lakers.. 5/8/77  
 17 Julius Erving..... Philadelphia..... 6/5/77  
 17 Norm Nixon..... at L.A. Lakers.. 5/3/83  
 17 Karl Malone..... at Utah..... 5/6/88  
 17 Shaquille O'Neal ..... at L.A. Lakers 4/25/97  
 One Half ..14 Michael Jordan..... at Chicago..... 6/3/92

### Field Goals Attempted

Game.....35 James Harden..... Houston (OT)... 4/25/14  
 33 Rolando Blackman at Dallas (2OT) 4/18/85  
 32 Stephen Curry..... Golden State (OT) 5/9/16  
 30 Karl Malone..... Utah..... 5/26/92  
 30 Hakeem Olajuwon at Houston..... 5/1/94  
 30 Karl Malone..... Utah..... 4/29/96  
 One Half 21 Michael Jordan..... at Chicago..... 6/3/92

### Three-Point Field Goals Made

Game.....8 Jason Richardson.. Phoenix..... 4/22/10  
 8 Draymond Green... Golden State..... 5/7/16  
 One Half ....7 Draymond Green... Golden State..... 5/7/16

### Three-Point Field Goals Attempted

Game.....16 Stephen Curry..... Golden State (OT). 5/9/16  
**14 Stephen Curry .... Golden State. 4/22/17**  
 One Half ....9 Michael Jordan..... at Chicago..... 6/3/92  
 9 Klay Thompson..... Golden State (OT). 5/9/16

### Free Throws Made

Game.....20 Karl Malone..... Utah..... 5/9/91  
 One Half ..19 Karl Malone..... Utah..... 5/9/91

### Free Throws Attempted

Game.....27 Shaquille O'Neal .. at L.A. Lakers.. 5/20/00  
 One Half ..27 Shaquille O'Neal .. at L.A. Lakers.. 5/20/00  
 One Qtr...25 Shaquille O'Neal .. at L.A. Lakers.. 5/20/00

### Free Throw Percentage (min. 10 FT attempts)

Game..1.000.. Kevin Johnson (16/16)...Phoenix ... 5/7/92  
 1.000 James Harden (12/12)..Houston..... 5/2/14  
 1.000 Manu Ginobili (10/10) San Antonio..... 5/10/14

### Rebounds

Offensive..13..... Tyson Chandler... at Dallas..... 4/25/11  
 Defensive.17..... Karl Malone..... at Utah..... 5/11/91  
 Game.....23..... Marvin Webster.. at Seattle..... 4/23/78  
 One Half ..15..... Marvin Webster.. at Seattle..... 4/23/78

### Assists

Game.....23 Magic Johnson..... L.A. Lakers..... 5/3/85  
 23 John Stockton ..... at Utah..... 4/25/96  
 One Half ..15 Magic Johnson..... L.A. Lakers..... 5/3/85

### Steals

Game.....7 Bobby Jones ..... Denver ..... 4/24/77  
 7 Magic Johnson..... at L.A. Lakers.. 4/24/83  
 7 T.R. Dunn..... at Denver ..... 4/20/86  
 One Half ....5 Bobby Jones ..... Denver ..... 4/24/77  
 5 Magic Johnson..... at L.A. Lakers.. 4/24/83  
 5 Magic Johnson..... at L.A. Lakers.. 4/30/89

### Turnovers

Game.....9 Michael Cooper .... L.A. Lakers..... 5/5/85  
 One Half ....7 Michael Cooper .... L.A. Lakers..... 5/5/85  
 7 Steve Nash..... Phoenix..... 4/29/10

### Blocked Shots

Game.....8 Kareem Abdul-Jabbar L.A. Lakers..... 5/10/77  
 8 Kareem Abdul-Jabbar L.A. Lakers..... 5/1/83  
 8 Hakeem Olajuwon ... at Houston ..... 4/28/87  
 8 David Robinson ..... at San Antonio 5/10/90  
 One Half ..7 Hakeem Olajuwon ... at Houston ..... 4/28/87

*Bold indicates record set during 2016-17 season*

**COMEBACK KINGS --- The 1977 Portland Trail Blazers became the second team in NBA Finals history to rally from an 0-2 start and win the championship, joining the 1969 Boston Celtics, who fell behind the Lakers, 0-2, before recovering to win the series in seven games. Coach Jack Ramsay's Trail Blazers, despite losing the opening two games in Philadelphia (including an 18-point setback in Game 2), swept the next four contests to win the NBA title. Since then, the only team in NBA Finals history to accomplish the feat was the 2006 Miami Heat, who fell behind Dallas, 0-2, before recovering to capture the championship in six games.**

## OPPONENTS TEAM PLAYOFF HIGHS

### Points

Game.....	151	at Phoenix (2OT) .....	5/11/92
	139	at L.A. Lakers .....	5/7/85
One half .....	75	Utah .....	5/9/91
<b>1st quarter .....</b>	<b>45</b>	<b>Golden State .....</b>	<b>4/24/17</b>
2nd quarter .....	41	at Houston.....	4/30/87
	41	at San Antonio .....	5/8/14
3rd quarter .....	40	at Dallas .....	4/18/85
4th quarter .....	45	Utah .....	5/9/91
One OT period.....	21	Golden State .....	5/9/16

### Field Goals Made

Game.....	54	at Dallas (2OT).....	4/18/85
	53	Houston.....	4/24/87
One half .....	32	at L.A. Lakers .....	4/27/85

### Field Goals Attempted

Game.....	115	at Phoenix (2OT) .....	5/11/92
	107	at L.A. Lakers .....	4/27/85
One half .....	54	Seattle.....	4/22/83
	54	at L.A. Lakers .....	4/27/85

### Field Goal Percentage

Game.....	610	at Phoenix (50 of 82).....	4/25/90
-----------	-----	----------------------------	---------

### Three-Point Field Goals Made

Game.....	17	Golden State (OT).....	5/9/16
	17	at L.A. Lakers .....	4/24/17
One half .....	12	<b>Golden State .....</b>	<b>4/24/17</b>

### Three-Point Field Goals Attempted

Game.....	40	Golden State (OT).....	5/9/16
	36	<b>Golden State .....</b>	<b>4/22/17</b>
One half .....	23	Golden State (OT).....	5/9/16

### Free Throws Made

Game.....	48	Dallas.....	4/25/85
	48	at Utah .....	5/24/92
One half .....	35	Utah .....	5/9/91

### Free Throws Attempted

Game.....	55	Dallas.....	4/25/85
	55	at Utah .....	5/24/92
One half .....	38	Utah .....	5/9/91

### Free Throw Percentage (min. 15 FT made)

Game.....	1.000	San Antonio (25 of 25).....	5/10/14
-----------	-------	-----------------------------	---------

*Bold indicates record set during 2016-17 season*

### Rebounds

Offensive.....	30	at Seattle.....	4/23/78
Defensive.....	49	at Denver (OT) .....	5/1/77
	46	at Philadelphia .....	5/26/77
Game.....	71	at Seattle.....	4/23/78
One half .....	38	at Seattle.....	4/23/78

### Assists

Game.....	38	at Phoenix.....	5/25/90
One half .....	25	at L.A. Lakers .....	5/27/85

### Personal Fouls

Game.....	38	at Phoenix (2OT) .....	5/11/92
	37	San Antonio .....	5/1/93
One half .....	22	at Philadelphia .....	6/3/77

### Steals

Game.....	16	at Philadelphia .....	5/22/77
One half .....	10	at Philadelphia .....	5/22/77

### Blocked Shots

Game.....	14	at L.A. Lakers .....	4/24/98
One half .....	8	at L.A. Lakers .....	4/24/98

### Turnovers

Game.....	36	Chicago.....	4/17/77
One half .....	19	Chicago.....	4/12/77
	19	Chicago.....	4/17/77

### Disqualifications

Game.....	4	San Antonio (2OT).....	5/15/90
	4	at Phoenix (2OT) .....	5/11/92
	2	Phoenix.....	5/20/84
	2	at Denver.....	5/20/86
	2	Detroit .....	6/12/90
	2	Phoenix.....	5/5/92

### Highest Scores

151 .....	151-153	at Phoenix (2OT) .....	5/11/92
139.....	139-131	Dallas (OT).....	4/18/85
139.....	139-120	at L.A. Lakers .....	5/7/85
134.....	134-118	at L.A. Lakers .....	4/30/85
133.....	133-126	at Denver.....	4/18/86
132.....	132-138	San Antonio (OT) .....	5/15/90
132.....	132-125	Golden State (OT) .....	5/9/16
130.....	130-126	L.A. Lakers .....	5/3/85
129.....	129-102	at Phoenix .....	4/28/95
128.....	128-108	at L.A. Lakers .....	4/27/89
<b>128.....</b>	<b>128-103</b>	<b>Golden State .....</b>	<b>4/24/17</b>

**SHAQ AT THE LINE ---** The L.A. Lakers' Shaquille O'Neal went to the free throw line 59 times in the 1997 First Round against Portland, setting an NBA four-game playoff series record. He converted 38 of his attempts, good for 64.4%. In the 2000 Western Conference Finals against the Trail Blazers, he came up one attempt shy of matching Charles Barkley's seven-game series record of 100 attempts, making 51 of 99 (51.5%).

## OPPONENTS TEAM PLAYOFF LOWS

### Points

Game.....	75	Utah .....	5/23/99
	75	Utah .....	5/7/00
One half .....	27	Dallas .....	4/27/03
1st quarter .....	11	at Utah .....	5/20/99
	11	Utah .....	5/23/99
2nd quarter .....	12	Houston.....	4/26/87
3rd quarter .....	8	at L.A. Lakers .....	5/22/00
4th quarter .....	13	Minnesota .....	4/23/00
	13	at Minnesota .....	5/2/00
	13	at Utah .....	5/14/00
One OT period.....	6	Seattle.....	4/4/80
	6	San Antonio .....	5/15/90

### Field Goals Made

Game.....	26	Utah .....	5/27/99
-----------	----	------------	---------

### Field Goals Attempted

Game.....	62	at L.A. Lakers .....	4/27/97
-----------	----	----------------------	---------

### Field Goal Percentage

Game.....	.340	at Seattle (36 of 106) .....	4/23/78
-----------	------	------------------------------	---------

### Free Throws Made

Game.....	4	Kansas City.....	4/1/81
-----------	---	------------------	--------

### Free Throws Attempted

Game.....	8	Kansas City.....	4/1/81
-----------	---	------------------	--------

### Free Throw Percentage

Game.....	.429	San Antonio (6 of 14) .....	5/8/14
-----------	------	-----------------------------	--------

### Rebounds

Offensive.....	3	Houston.....	4/28/09
Defensive.....	15	Dallas .....	5/2/03
Total.....	24	L.A. Lakers.....	4/23/92

### Assists

Game.....	12	at Seattle.....	4/23/78
	12	Houston.....	4/21/09

### Personal Fouls

Game.....	13	at Houston.....	4/30/09
-----------	----	-----------------	---------

### Steals

Game.....	1	at Seattle.....	4/26/78
	1	at Phoenix .....	5/27/90
	1	Houston.....	4/21/09
	1	at Phoenix .....	4/18/10

### Blocked Shots

Game.....	0	at Philadelphia .....	5/22/77
	0	at Dallas .....	4/23/03
	0	San Antonio .....	5/10/14

### Turnovers

Game .....	5	at Memphis .....	4/22/15
	6	Dallas .....	4/19/11

### Lowest Scores

75.....	75-81	Utah .....	5/23/99
75.....	75-94	Utah .....	5/7/00
76 .....	76-102	at L.A. Lakers .....	5/3/92
77.....	77-85	at Minnesota .....	5/2/00
77.....	77-106	at L.A. Lakers .....	5/22/00
77.....	77-88	Houston .....	4/28/09
79 .....	79-101	L.A. Lakers .....	4/25/92
79.....	79-81	Utah .....	5/16/00
79.....	79-98	Dallas .....	4/27/03
80.....	80-92	Utah .....	5/27/99
80.....	80-76	at San Antonio .....	5/29/99

*Bold indicates record set during 2016-17 season*

**21 IN A ROW** --- The Trail Blazers' run of 21 consecutive playoff appearances came to an end in 2003-04. The Trail Blazers battled down to the final week of the season before missing the cut for the first time since 1982. Their string of 21 straight is the second longest in NBA history and just one short of the league record of 22 set by the Syracuse/Philadelphia franchise from 1950 to 1971. The longest current streak is now 13, owned by the Los Angeles Lakers. The Trail Blazers have missed the playoffs only 14 times in their 43 years in the league, with six of those misses coming in the franchise's first six seasons.

## OPPONENTS TOP PLAYOFF PERFORMANCES

### Points

Charles Barkley	47	Phoenix	5/2/95
Michael Jordan	46	Chicago	6/12/92
Hakeem Olajuwon	46	at Houston	5/1/94
Shaquille O'Neal	46	at L.A. Lakers	4/25/97
Dirk Nowitzki	46	at Dallas	4/19/03
Rolando Blackman	42	at Dallas (2OT)	4/18/85
Jason Richardson	42	Phoenix	4/22/10
Rolando Blackman	41	at Dallas (OT)	4/20/85
Shaquille O'Neal	41	at L.A. Lakers	5/20/00
David Thompson	40	Denver	4/24/77
Kareem Abdul-Jabbar	40	at L.A. Lakers	5/8/77
Julius Erving	40	Philadelphia	6/5/77
Calvin Natt	40	at Denver	4/18/86
Karl Malone	40	Utah	5/9/91
Dirk Nowitzki	40	Dallas	4/25/03
Stephen Curry	40	Golden State (OT)	5/9/16

### Rebounds

Marvin Webster	23	at Seattle	4/24/78
Karl Malone	21	at Utah	5/11/91
Shaquille O'Neal	21	at L.A. Lakers	5/30/00
Kareem Abdul-Jabbar	20	L.A. Lakers	5/10/77
Shaquille O'Neal	20	L.A. Lakers	4/22/01
Tyson Chandler	20	at Dallas	4/25/11
DeAndre Jordan	20	L.A. Clippers	4/29/16
Sam Perkins	19	at Dallas (OT)	4/20/85
Karl Malone	19	at Utah	5/28/92
Dan Issel	18	at Denver (OT)	5/1/77
Danny Vranes	18	Seattle	4/22/83
DeAndre Jordan	18	at L.A. Clippers	4/20/16
Kareem Abdul-Jabbar	17	at L.A. Lakers	5/8/77
Kareem Abdul-Jabbar	17	L.A. Lakers	5/5/85
Roy Tarpley	17	Dallas	4/28/90
Bill Laimbeer	17	Detroit	6/14/90
David Robinson	17	at S. A. (OT)	5/7/93
Karl Malone	17	at Utah	5/20/99
DeAndre Jordan	17	at L.A. Clippers	4/27/16

### Assists

Magic Johnson	23	L.A. Lakers	5/3/85
John Stockton	23	at Utah	4/25/96
Magic Johnson	21	L.A. Lakers	5/18/91
Magic Johnson	19	at L.A. Lakers	5/7/85
Magic Johnson	19	at L.A. Lakers	5/24/91
Magic Johnson	18	at L.A. Lakers	4/24/83
Magic Johnson	18	at L.A. Lakers	4/30/85
Rod Strickland	17	at San Antonio	5/19/90
Kevin Johnson	17	at Phoenix	5/27/90
John Stockton	16	at Utah	5/4/88
Magic Johnson	16	at L.A. Lakers	4/27/89
John Stockton	16	Utah	5/7/91
Kevin Johnson	16	at Phoenix	5/9/92
Steve Nash	16	at Phoenix	4/20/10

### Field Goals Made

Rolando Blackman	19	at Dallas (2OT)	4/18/85
Kareem Abdul-Jabbar	17	at L.A. Lakers	5/8/77
Julius Erving	17	Philadelphia	6/5/77
Norm Nixon	17	at L.A. Lakers	5/3/83
Karl Malone	17	at Utah	5/6/88
Shaquille O'Neal	17	at L.A. Lakers	4/25/97

### Field Goals Attempted

James Harden	35	Houston (OT)	4/25/14
Rolando Blackman	33	at Dallas (2OT)	4/18/85
Michael Jordan	32	at Chicago (OT)	6/5/92
Stephen Curry	32	Golden State (OT)	5/9/16
Karl Malone	30	Utah	5/26/92
Hakeem Olajuwon	30	at Houston	5/1/94
Karl Malone	30	Utah	4/29/96
David Thompson	29	Denver	4/24/77
Julius Erving	29	Philadelphia	6/5/77
Karl Malone	29	at Utah	5/6/88
Karl Malone	29	at Utah	5/11/91

### Free Throws Made

Karl Malone	20	Utah	5/9/91
Karl Malone	17	at Utah	5/4/88
Magic Johnson	16	at L.A. Lakers	5/7/85
John Stockton	16	Utah	4/30/88
Michael Jordan	16	Chicago	6/12/92
Magic Johnson	15	L.A. Lakers	5/5/85
Dirk Nowitzki	15	at Dallas	4/19/11

### Free Throws Attempted

Shaquille O'Neal	27	at L.A. Lakers	5/20/00
Karl Malone	22	at Utah	5/4/88
Karl Malone	22	Utah	5/9/91
John Stockton	19	Utah	4/30/88
Michael Jordan	19	Chicago	6/12/92
Shaquille O'Neal	18	at L.A. Lakers	4/25/97
DeAndre Jordan	18	at L.A. Clippers	4/17/16
Magic Johnson	17	at L.A. Lakers	5/7/85
Dirk Nowitzki	17	at Dallas	4/19/11
Dwight Howard	17	at Houston (OT)	4/20/14
Dwight Howard	17	Houston (OT)	4/27/14

### Steals

Bobby Jones	7	Denver	4/24/77
Magic Johnson	7	at L.A. Lakers	4/24/83
T.R. Dunn	7	at Denver	4/20/86
David Thompson	6	at Denver (OT)	5/1/77
Steve Mix	6	at Philadelphia	5/22/77
Dennis Johnson	6	at Seattle	4/6/80
Kyle Macy	6	Phoenix	4/26/84
Kareem Abdul-Jabbar	6	L.A. Lakers	5/5/85
Karl Malone	6	Utah	5/1/96

### Blocked Shots

Kareem Abdul-Jabbar	8	L.A. Lakers	5/10/77
Kareem Abdul-Jabbar	8	L.A. Lakers	5/1/83
Hakeem Olajuwon	8	at Houston	4/28/87
David Robinson	8	at San Antonio	5/10/90
David Robinson	7	at S. A. (OT)	5/7/93
David Robinson	7	San Antonio	6/4/99
Kareem Abdul-Jabbar	6	at L.A. Lakers	4/24/83
Mark Eaton	6	Utah	4/30/88
David Robinson	6	at San Antonio	5/17/90
Benoit Benjamin	6	at Seattle	5/2/91
Hakeem Olajuwon	6	at Houston	4/29/94
Hakeem Olajuwon	6	at Houston	5/1/94
Eddie Jones	6	at L.A. Lakers	5/24/98
Draymond Green	6	Golden State	4/22/17

*Bold indicates record set during 2016-17 season*

# TRAIL BLAZERS CAREER PLAYOFF LEADERS

## Games Played

1. Drexler.....	94
2. Kersey.....	91
3. Porter.....	84
4. C. Robinson ..	78
5. B. Williams ..	74
6. Duckworth.....	67
7. Sabonis.....	51
8. Wallace.....	50
9. Bryant.....	49
10. Stoudamire.....	46

## Minutes Played

1. Drexler.....	3,626
2. Porter.....	3,020
3. Kersey.....	2,794
4. B. Williams ..	2,586
5. C. Robinson ..	2,008
6. Duckworth....	1,956
7. Wallace.....	1,891
8. Sabonis.....	1,467
9. Stoudamire...	1,460
10. Aldridge .....	1,373

## Points

1. Drexler .....	2,015
2. Porter.....	1,527
3. Kersey.....	1,392
4. Wallace.....	864
5. C. Robinson ..	806
6. Duckworth .....	785
7. B. Williams .....	774
<b>8. Lillard .....</b>	<b>762</b>
9. Aldridge .....	753
10. Sabonis.....	617

## Assists

1. Drexler.....	640
2. Porter.....	527
3. Stoudamire .....	229
4. Kersey .....	205
<b>5. Lillard .....</b>	<b>177</b>
6. Valentine.....	161
7. Strickland.....	157
8. C. Robinson ..	128
9. Hollins.....	123
10. Lucas.....	117

## FGs Made

1. Drexler.....	746
2. Kersey.....	535
3. Porter.....	513
4. Wallace.....	332
5. Duckworth.....	323
6. C. Robinson ..	307
7. Aldridge .....	294
8. B. Williams ..	280
<b>9. Lillard .....</b>	<b>250</b>
10. Lucas.....	228

## FGs Attempted

1. Drexler.....	1,659
2. Kersey.....	1,120
3. Porter.....	1,060
4. C. Robinson ..	749
5. Duckworth.....	723
6. Wallace.....	691
7. Aldridge .....	674
<b>8. Lillard .....</b>	<b>617</b>
9. B. Williams .....	548
10. Sabonis.....	491

## 3-Pt. FGs Made

1. Porter.....	113
<b>2. Lillard .....</b>	<b>83</b>
3. Drexler.....	59
4. Batum.....	52
5. Stoudamire .....	48
<b>6. McCollum .....</b>	<b>42</b>
7. Wallace.....	40
<b>8. Aminu .....</b>	<b>35</b>
9. S. Smith .....	33
Pippen .....	33

## 3-Pt. FGs Attempted

1. Porter.....	263
<b>2. Lillard .....</b>	<b>240</b>
3. Drexler.....	228
4. Batum.....	150
5. Stoudamire .....	122
<b>6. McCollum .....</b>	<b>108</b>
7. Pippen .....	107
8. Wallace.....	95
9. Matthews .....	89
10. Ainge.....	88

## FTs Made

1. Drexler.....	464
2. Porter.....	388
3. Kersey.....	321
4. Williams.....	213
<b>5. Lillard .....</b>	<b>179</b>
6. C. Robinson ..	175
7. Wallace.....	160
8. Sabonis.....	158
Aldridge .....	158
10. Duckworth.....	139

## FTs Attempted

1. Drexler.....	586
2. Porter.....	466
3. Kersey.....	446
4. B. Williams .....	306
5. C. Robinson ..	297
6. Wallace.....	227
<b>7. Lillard .....</b>	<b>201</b>
8. Aldridge .....	199
9. Duckworth.....	198
10. Sabonis.....	197

## Total Rebounds

1. Drexler.....	670
2. Williams.....	623
3. Kersey.....	595
4. Duckworth.....	393
5. Sabonis.....	354
6. C. Robinson ..	344
7. Lucas.....	320
8. Walton.....	310
9. Wallace.....	306
10. Aldridge .....	299

## Offensive RBs

1. Drexler.....	265
2. Kersey.....	240
3. Williams.....	228
4. Duckworth.....	143
5. C. Robinson ..	125
6. B. Grant.....	89
7. Wallace.....	88
8. Aldridge .....	86
9. M. Thompson ..	75
10. Sabonis.....	72

## Defensive RBs

1. Drexler.....	405
2. Williams.....	395
3. Kersey.....	355
4. Sabonis.....	306
5. Duckworth.....	250
6. Walton.....	249
7. Lucas.....	247
8. Porter.....	230
9. C. Robinson ..	219
10. Wallace.....	218

## Steals

1. Drexler.....	190
2. Kersey.....	141
3. Porter.....	106
4. C. Robinson ..	68
5. Williams.....	60
6. Hollins.....	57
7. Sabonis.....	48
8. Wallace.....	46
9. Pippen .....	44
10. Lucas.....	36

## Blocked Shots

1. C. Robinson .....	84
2. Drexler .....	79
3. Walton.....	67
4. Kersey.....	62
5. Aldridge .....	61
6. Sabonis.....	48
7. Wallace.....	45
8. Cooper.....	41
9. M. Thompson ..	40
10. B. Williams .....	38

## Personal Fouls

1. Kersey.....	337
2. Drexler.....	329
3. C. Robinson ..	277
4. Williams.....	257
5. Duckworth.....	246
6. Porter.....	196
7. Wallace.....	182
8. Sabonis.....	175
9. Lucas.....	131
10. Aldridge .....	107

Current Trail Blazers in bold

# TRAIL BLAZERS IN THE PLAYOFFS

Date	Opponent	Score	Series	Overall	Home	Road	Scoring Leader	Rebounding Leader
------	----------	-------	--------	---------	------	------	----------------	-------------------

## 1977

### FIRST ROUND (Trail Blazers win, 2-1)

1. 4/12	Chicago	96-83	W	1-0	1-0		29 Lucas	9 Walton
2. 4/15	@ Chicago	104-107	L	1-1	1-1	0-1	24 Walton	13 Walton
3. 4/17	Chicago	106-98	W	2-1	2-0		26 Gross	11 Walton

### CONFERENCE SEMIFINALS (Trail Blazers win, 4-2)

4. 4/20	@ Denver	101-100	W	1-0	3-1	1-1	23 Lucas	13 Lucas
5. 4/22	@ Denver	110-121	L	1-1	3-2	1-2	29 Lucas	16 Walton
6. 4/24	Denver	110-106	W	2-1	4-2	3-0	27 Lucas	13 Walton
7. 4/26	Denver	105-96	W	3-1	5-2	4-0	25 Gross	11 Walton
8. 5/1	@ Denver	105-114 (ot)	L	3-2	5-3	1-3	19 Hollins	14 Walton, Gross
9. 5/2	Denver	108-92	W	4-2	6-3	5-0	25 Davis	12 Walton

### CONFERENCE FINALS (Trail Blazers win, 4-0)

10. 5/6	@ Los Angeles	121-109	W	1-0	7-3	2-3	28 Lucas	15 Lucas
11. 5/8	@ Los Angeles	99-97	W	2-0	8-3	3-3	31 Hollins	17 Walton
12. 5/10	Los Angeles	102-97	W	3-0	9-3	6-0	22 Lucas, Walton	15 Walton
13. 5/13	Los Angeles	105-101	W	4-0	10-3	7-0	26 Lucas	14 Walton

### NBA FINALS (Trail Blazers win, 4-2)

14. 5/22	@ Philadelphia	101-107	L	0-1	10-4	3-4	28 Walton	20 Walton
15. 5/26	@ Philadelphia	89-107	L	0-2	10-5	3-5	17 Walton	16 Walton
16. 5/29	Philadelphia	129-107	W	1-2	11-5	8-0	27 Lucas	18 Walton
17. 5/31	Philadelphia	130-98	W	2-2	12-5	9-0	25 Hollins	13 Walton
18. 6/3	@ Philadelphia	110-104	W	3-2	13-5	4-5	25 Gross	24 Walton
19. 6/5	Philadelphia	109-107	W	4-2	14-5	10-0	24 Gross	23 Walton

## 1978

### CONFERENCE SEMIFINALS (Sonics win, 4-2)

1. 4/18	Seattle	95-104	L	0-1	0-1	0-1	20 Davis	16 Walton
2. 4/21	Seattle	96-93	W	1-1	1-1	1-1	19 Lucas	14 Lucas
3. 4/23	@ Seattle	84-89	L	1-2	1-2	0-1	24 Owens	9 Owens
4. 4/26	@ Seattle	98-100	L	1-3	1-3	0-2	35 Hollins	8 Owens
5. 4/30	Seattle	113-89	W	2-3	2-3	2-1	31 Owens	13 Lucas
6. 5/1	@ Seattle	94-105	L	2-4	2-4	0-3	23 Davis	12 Lucas

## 1979

### FIRST ROUND (Suns win, 2-1)

1. 4/10	@ Phoenix	103-107	L	0-1	0-1	0-1	26 R.Brewer	10 Lucas, M.Thom.
2. 4/13	Phoenix	96-92	W	1-1	1-1	1-0	21 R.Brewer	17 M.Thompson
3. 4/15	@ Phoenix	91-101	L	1-2	1-2	0-2	16 Lucas, M.Thom., Steele	16 Lucas

## 1980

### FIRST ROUND (Sonics win, 2-1)

1. 4/2	@ Seattle	110-120	L	0-1	0-1	0-1	29 Bates	12 Washington
2. 4/4	Seattle	105-95 (ot)	W	1-1	1-1	1-0	27 R.Brewer, Natt	12 J.Brewer
3. 4/6	@ Seattle	86-103	L	1-2	1-2	0-2	26 Bates	16 Owens

## 1981

### FIRST ROUND (Kings win, 2-1)

1. 4/1	Kansas City	97-98 (ot)	L	0-1	0-1	0-1	25 Bates	17 Washington
2. 4/3	@ Kansas City	124-119 (ot)	W	1-1	1-1	1-0	40 M.Thompson	18 Washington
3. 4/5	Kansas City	95-104	L	1-2	1-2	0-2	34 Bates	17 Washington

## 1983

### FIRST ROUND (Trail Blazers win, 2-0)

1. 4/20	@ Seattle	108-97	W	1-0	1-0	1-0	25 Paxson, M.Thompson	11 Natt
2. 4/22	Seattle	105-96	W	2-0	2-0	1-0	26 Paxson	12 M.Thompson

### CONFERENCE SEMIFINALS (Lakers win, 4-1)

3. 4/24	@ L.A. Lakers	97-118	L	0-1	2-1	1-1	22 M.Thompson	9 M.Thompson, Natt
4. 4/26	@ L.A. Lakers	106-112	L	0-2	2-2	1-2	26 Natt	7 Cooper
5. 4/29	L.A. Lakers	109-115 (ot)	L	0-3	2-3	1-1	22 Natt, Paxson	10 Cooper, Natt, Carr
6. 5/1	L.A. Lakers	108-95	W	1-3	3-3	2-1	20 Paxson	10 Natt
7. 5/3	@ L.A. Lakers	108-116	L	1-4	3-4	1-3	32 Paxson	11 Natt

## 1984

### FIRST ROUND (Suns win, 3-2)

1. 4/18	Phoenix	106-113	L	0-1	0-1	0-1	24 Carr	9 Natt
2. 4/20	Phoenix	122-116	W	1-1	1-1	1-1	27 Paxson	13 M.Thompson
3. 4/22	@ Phoenix	103-106	L	1-2	1-2	0-1	29 Valentine	8 M.Thompson, Carr
4. 4/24	@ Phoenix	113-110	W	2-2	2-2	1-1	30 Natt	8 Natt
5. 4/26	Phoenix	105-117	L	2-3	2-3	1-2	24 Paxson	10 Natt, Drexler

## 1985

### FIRST ROUND (Trail Blazers win, 3-1)

1. 4/18	@ Dallas	131-139 (ot)	L	0-1	0-1	0-1	25 Vandeweghe	14 M. Thomp., Bowie
2. 4/20	@ Dallas	124-121 (ot)	W	1-1	1-1	1-1	27 Vandeweghe	20 Bowie
3. 4/23	Dallas	122-109	W	2-1	2-1	1-0	24 Vandeweghe	11 Bowie
4. 4/25	Dallas	115-113	W	3-1	3-1	2-0	27 Vandeweghe	10 Carr

### CONFERENCE SEMIFINALS (Lakers win, 4-1)

5. 4/27	@ L.A. Lakers	101-125	L	0-1	3-2	1-2	26 Colter	10 Carr
6. 4/30	@ L.A. Lakers	118-134	L	0-2	3-3	1-3	23 Vandeweghe	12 Carr
7. 5/3	L.A. Lakers	126-130	L	0-3	3-4	2-1	27 Vandeweghe	11 Drexler
8. 5/5	L.A. Lakers	115-107	W	1-3	4-4	3-1	17 Vandew., M.Thomp.	10 M.Thompson
9. 5/7	@ L.A. Lakers	120-139	L	1-4	4-5	1-4	18 Kersey	11 Carr

# TRAIL BLAZERS IN THE PLAYOFFS

Date	Opponent	Score	Series	Overall	Home	Road	Scoring Leader	Rebounding Leader
------	----------	-------	--------	---------	------	------	----------------	-------------------

## 1986

### FIRST ROUND (Nuggets win, 3-1)

1. 4/18	@ Denver	126-133	L	0-1	0-1	0-1	28 Vandeweghe	9 Carr
2. 4/20	@ Denver	108-106	W	1-1	1-1	1-1	36 Vandeweghe	11 Carr
3. 4/22	Denver	104-115	L	1-2	1-2	0-1	24 Vandeweghe	15 Carr
4. 4/24	Denver	112-116	L	1-3	1-3	0-2	24 Vandeweghe	18 Carr

## 1987

### FIRST ROUND (Rockets win, 3-1)

1. 4/24	Houston	115-125	L	0-1	0-1	0-1	30 Vandeweghe	13 Drexler
2. 4/26	Houston	111-98	W	1-1	1-1	1-1	32 Drexler	8 S.Johnson, Porter
3. 4/28	@ Houston	108-117	L	1-2	1-2	0-1	26 Drexler	10 S.John., Ca.Jones
4. 4/30	@ Houston	101-113	L	1-3	1-3	0-2	27 Vandeweghe	12 S.Johnson

## 1988

### FIRST ROUND (Jazz win, 3-1)

1. 4/28	Utah	108-96	W	1-0	1-0	1-0	26 Drexler, Kersey	13 Drexler
2. 4/30	Utah	105-114	L	1-1	1-1	1-1	25 Drexler	14 Lucas
3. 5/4	@ Utah	108-113	L	1-2	1-2	0-1	23 Kersey	16 Duckworth
4. 5/6	@ Utah	96-111	L	1-3	1-3	0-2	33 Duckworth	10 Duck., Kersey

## 1989

### FIRST ROUND (Lakers win, 3-0)

1. 4/27	@ L.A. Lakers	108-128	L	0-1	0-1	0-1	30 Drexler	8 Kersey, Porter
2. 4/30	@ L.A. Lakers	105-113	L	0-2	0-2	0-2	28 Drexler	11 Kersey, Bowie
3. 5/3	L.A. Lakers	108-116	L	0-3	0-3	0-1	29 Porter	8 Drexler

## 1990

### FIRST ROUND (Trail Blazers win, 3-0)

1. 4/26	Dallas	109-102	W	1-0	1-0	1-0	28 Porter	16 B.Williams
2. 4/28	Dallas	114-107	W	2-0	2-0	2-0	18 Duckworth	13 B.Williams
3. 5/1	@ Dallas	106-92	W	3-0	3-0	1-0	29 Kersey	10 B.Williams

### CONFERENCE SEMIFINALS (Trail Blazers win, 4-3)

4. 5/5	San Antonio	107-94	W	1-0	4-0	3-0	25 Kersey	16 Kersey
5. 5/8	San Antonio	122-112	W	2-0	5-0	4-0	27 Porter	8 B.Williams
6. 5/10	@ San Antonio	98-121	L	2-1	5-1	1-1	18 Porter, B.Williams	8 C.Robinson
7. 5/12	@ San Antonio	105-115	L	2-2	5-2	1-2	27 Drexler	10 B.Williams
8. 5/15	San Antonio	138-132 (2ot)	W	3-2	6-2	5-0	38 Porter	10 B.Williams, Kers.
9. 5/17	@ San Antonio	97-112	L	3-3	6-3	1-3	22 Kersey	10 B.Williams
10. 5/19	San Antonio	108-105 (ot)	W	4-3	7-3	6-0	36 Porter	15 B.Williams, Kers.

### CONFERENCE FINALS (Trail Blazers win, 4-2)

11. 5/21	Phoenix	100-98	W	1-0	8-3	7-0	20 Drexler	11 Kersey
12. 5/23	Phoenix	108-107	W	2-0	9-3	8-0	29 Kersey	11 Kersey
13. 5/25	@ Phoenix	89-123	L	2-1	9-4	1-4	16 Kersey	7 Bryant
14. 5/27	@ Phoenix	107-119	L	2-2	9-5	1-5	29 Kersey	8 B.Williams
15. 5/29	Phoenix	120-114	W	3-2	10-5	9-0	32 Drexler	11 Kersey
16. 5/31	@ Phoenix	112-109	W	4-2	11-5	2-5	23 Drexler, Porter	11 B.Williams

### NBA FINALS (Pistons win, 4-1)

17. 6/5	@ Detroit	99-105	L	0-1	11-6	2-6	21 Drexler	12 B.Williams
18. 6/7	@ Detroit	106-105 (ot)	W	1-1	12-6	3-6	33 Drexler	12 B.Williams
19. 6/10	Detroit	106-121	L	1-2	12-7	9-1	27 Kersey	13 Drexler
20. 6/12	Detroit	109-112	L	1-3	12-8	9-2	34 Drexler	8 Drexler, Kersey
21. 6/14	Detroit	90-92	L	1-4	12-9	9-3	21 Drexler, Duckworth	9 Kersey

## 1991

### FIRST ROUND (Trail Blazers win, 3-2)

1. 4/26	Seattle	110-102	W	1-0	1-0	1-0	39 Drexler	13 Duckworth
2. 4/28	Seattle	115-106	W	2-0	2-0	2-0	22 Drexler	10 Duckworth
3. 4/30	@ Seattle	99-102	L	2-1	2-1	0-1	23 Drexler	9 B.Williams
4. 5/2	@ Seattle	89-101	L	2-2	2-2	0-2	20 Kersey	11 B.Williams, C.Robin.
5. 5/4	Seattle	119-107	W	3-2	3-2	3-0	23 Porter	12 B.Williams

### CONFERENCE SEMIFINALS (Trail Blazers win, 4-1)

6. 5/7	Utah	117-97	W	1-0	4-2	4-0	20 Drexler	15 Drexler
7. 5/9	Utah	118-116	W	2-0	5-2	5-0	34 Kersey	6 Kersey
8. 5/11	@ Utah	101-107	L	2-1	5-3	0-3	28 Porter	10 Kersey, Drexler
9. 5/12	@ Utah	104-101	W	3-1	6-3	1-3	30 Duckworth	11 Drexler, Duckworth
10. 5/14	Utah	103-96	W	4-1	7-3	6-0	22 Porter, Drexler	12 B.Williams

### CONFERENCE FINALS (Lakers win, 4-2)

11. 5/18	L.A. Lakers	106-111	L	0-1	7-4	6-1	28 Drexler	10 B.Williams
12. 5/21	L.A. Lakers	109-98	W	1-1	8-4	7-1	26 Porter	11 B.Williams
13. 5/24	@ L.A. Lakers	92-106	L	1-2	8-5	1-4	19 Kersey	11 B.Williams
14. 5/26	@ L.A. Lakers	95-116	L	1-3	8-6	1-5	25 Kersey	8 B.Williams, Drexler
15. 5/28	L.A. Lakers	95-84	W	2-3	9-6	8-1	20 Kersey	16 B.Williams
16. 5/30	@ L.A. Lakers	90-91	L	2-4	9-7	1-6	24 Porter	8 Drexler

## 1992

### FIRST ROUND (Trail Blazers win, 3-1)

1. 4/23	L.A. Lakers	115-102	W	1-0	1-0	1-0	24 C.Robinson	13 B.Williams
2. 4/25	L.A. Lakers	101-79	W	2-0	2-0	2-0	19 Duckworth	12 B.Williams
3. 4/29	@ L.A. Lakers	119-121	L	2-1	2-1	0-1	42 Drexler	13 B.Williams
4. 5/3	@ L.A. Lakers#	102-76	W	3-1	3-1	1-1	26 Drexler	12 Drexler

# at Las Vegas

(1992 continued on next page)

# TRAIL BLAZERS IN THE PLAYOFFS

Date	Opponent	Score	Series	Overall	Home	Road	Scoring Leader	Rebounding Leader
<i>(1992 continued from previous page)</i>								
<b>CONFERENCE SEMIFINALS (Trail Blazers win, 4-1)</b>								
5. 5/5	Phoenix	113-111	W	1-0	4-1	3-0	31 Porter	10 Drexler
6. 5/7	Phoenix	126-119	W	2-0	5-1	4-0	27 Porter,Drexler	9 Kersey
7. 5/9	@ Phoenix	117-124	L	2-1	5-2	1-2	37 Drexler	9 Kersey
8. 5/11	@ Phoenix	153-151 (2ot)	W	3-1	6-2	2-2	33 Drexler	10 Kersey
9. 5/14	Phoenix	118-106	W	4-1	7-2	5-0	34 Drexler	12 Kersey,B.Williams
<b>CONFERENCE FINALS (Trail Blazers win, 4-2)</b>								
10. 5/16	Utah	113-88	W	1-0	8-2	6-0	26 Porter	8 B.Williams
11. 5/19	Utah	119-102	W	2-0	9-2	7-0	41 Porter	7 Dkwrth.,C.Robinson
12. 5/22	@ Utah	89-97	L	2-1	9-3	2-3	26 Drexler,Kersey	9 B.Williams,Kersey
13. 5/24	@ Utah	112-121	L	2-2	9-4	2-4	34 Porter	8 Kersey
14. 5/26	Utah	127-121	W	3-2	10-4	8-0	29 Kersey	12 B.Williams
15. 5/28	@ Utah	105-97	W	4-2	11-4	3-4	18 Kersey,Port,Drex.	8 B.Williams
<b>NBA FINALS (Bulls win, 4-2)</b>								
16. 6/3	@ Chicago	89-122	L	1-0	11-5	3-5	16 Drexler,C.Robinson	7 Kersey
17. 6/5	@ Chicago	115-104 (ot)	W	1-1	12-5	4-5	26 Drexler	14 B.Williams
18. 6/7	Chicago	84-94	L	1-2	12-6	8-1	32 Drexler	12 Kersey
19. 6/10	Chicago	94-88	W	2-2	13-6	9-1	21 Drexler,Kersey	11 Duckworth
20. 6/12	Chicago	106-119	L	2-3	13-7	9-2	30 Drexler	12 Kersey
21. 6/14	@ Chicago	93-97	L	2-4	13-8	4-6	24 Drexler,Kersey	9 Kersey

## 1993

### FIRST ROUND (Spurs win, 3-1)

1. 4/29	San Antonio	86-87	L	0-1	0-1	0-1	24 Kersey	9 Kersey
2. 5/1	San Antonio	105-96	W	1-1	1-1	1-1	21 Drexler	8 Strickland
3. 5/5	@ San Antonio	101-107	L	1-2	1-2	0-1	19 Drexler	7 B.Williams
4. 5/7	@ San Antonio	97-100 (ot)	L	1-3	1-3	0-2	21 Bryant	14 Kersey

## 1994

### FIRST ROUND (Rockets win, 3-1)

1. 4/29	@ Houston	104-114	L	0-1	0-1	0-1	26 Drexler	13 Drexler
2. 5/1	@ Houston	104-115	L	0-2	0-2	0-2	28 C.Robinson	9 Drexler
3. 5/3	Houston	118-115	W	1-2	1-2	1-0	25 Strickland	10 B.Williams,C.Rob.
4. 5/6	Houston	89-92	L	1-3	1-3	1-1	26 Strickland	13 Drexler

## 1995

### FIRST ROUND (Suns win, 3-0)

1. 4/28	@ Phoenix	102-129	L	0-1	0-1	0-1	23 Strickland	7 Dudley,H.Grant
2. 4/30	@ Phoenix	94-103	L	0-2	0-2	0-2	26 Strickland	7 B.Williams
3. 5/2	Phoenix	109-117	L	0-3	0-3	0-1	21 Strickland	10 C.Robinson

## 1996

### FIRST ROUND (Jazz win, 3-2)

1. 4/25	@ Utah	102-110	L	0-1	0-1	0-1	27 Strickland	10 Dudley
2. 4/27	@ Utah	90-105	L	0-2	0-2	0-2	26 Sabonis	12 Sabonis
3. 4/29	Utah	94-91 (ot)	W	1-2	1-2	1-0	27 Sabonis	12 Sabonis
4. 5/1	Utah	98-90	W	2-2	2-2	2-0	27 Strickland	13 Sabonis
5. 5/5	@ Utah	64-102	L	2-3	2-3	0-3	14 Sabonis	8 Sabonis

## 1997

### FIRST ROUND (Lakers win, 3-1)

1. 4/25	@ L.A. Lakers	95-77	L	0-1	0-1	0-1	18 Wallace,Sabonis	11 Dudley
2. 4/27	@ L.A. Lakers	93-107	L	0-2	0-2	0-2	20 Wallace	10 C.Robinson
3. 4/30	L.A. Lakers	98-90	W	1-2	1-2	1-0	30 K.Anderson	7 Dudley
4. 5/2	L.A. Lakers	91-95	L	1-3	1-3	1-1	23 Sabonis	10 Sabonis

## 1998

### FIRST ROUND (Lakers win, 3-1)

1. 4/24	@ L.A. Lakers	102-104	L	0-1	0-1	0-1	25 Rider	12 B.Grant
2. 4/26	@ L.A. Lakers	99-108	L	0-2	0-2	0-2	24 Rider	7 B.Grant,Wal.,Sab.
3. 4/28	L.A. Lakers	99-94	W	1-2	1-2	1-0	18 Rider,Stoud.	12 B.Grant
4. 4/30	L.A. Lakers	99-110	L	1-3	1-3	1-1	24 Stoudamire	12 B.Grant

## 1999

### FIRST ROUND (Trail Blazers win, 3-0)

1. 5/8	Phoenix	95-85	W	1-0	1-0	1-0	25 Rider	10 B.Grant
2. 5/10	Phoenix	110-99	W	2-0	2-0	2-0	22 B.Grant,Stoud.	9 Sabonis
3. 5/12	@ Phoenix	103-93	W	3-0	3-0	1-0	20 B.Grant	11 Sabonis

### CONFERENCE SEMIFINALS (Trail Blazers win, 4-2)

4. 5/18	@ Utah	83-93	L	0-1	3-1	1-1	19 B.Grant	11 Sabonis
5. 5/20	@ Utah	84-81	W	1-1	4-1	2-1	27 Rider	14 Sabonis
6. 5/22	Utah	97-87	W	2-1	5-1	3-0	20 Wallace	15 B.Grant
7. 5/23	Utah	81-75	W	3-1	6-1	4-0	24 Rider	15 Sabonis
8. 5/25	@ Utah	71-88	L	3-2	6-2	2-2	16 Rider	10 B.Grant
9. 5/27	Utah	92-80	W	4-2	7-2	5-0	24 Rider	12 B.Grant

### CONFERENCE FINALS (Spurs win, 4-0)

10. 5/29	@ San Antonio	76-80	L	0-1	7-3	2-3	28 Wallace	8 Wallace
11. 5/31	@ San Antonio	85-86	L	0-2	7-4	2-4	15 Stoudamire	7 B.Grant,Sabonis
12. 6/4	San Antonio	63-85	L	0-3	7-5	5-1	22 Wallace	13 B.Grant
13. 6/6	San Antonio	80-94	L	0-4	7-6	5-2	21 Stoudamire	7 Sabonis



# TRAIL BLAZERS IN THE PLAYOFFS

Date	Opponent	Score	Series	Overall	Home	Road	Scoring Leader	Rebounding Leader
------	----------	-------	--------	---------	------	------	----------------	-------------------

## 2000

### FIRST ROUND (Trail Blazers win, 3-1)

1. 4/23	Minnesota	91-88	W	1-0	1-0	1-0	28 Pippen	9 Pippen
2. 4/26	Minnesota	86-82	W	2-0	2-0	2-0	21 Pippen	7 Pippen,Wallace
3. 4/30	@ Minnesota	87-94	L	2-1	2-1	0-1	22 Smith	7 B.Grant
4. 5/2	@ Minnesota	85-77	W	3-1	3-1	1-1	15 Wallace,Sabonis	11 Sabonis

### CONFERENCE SEMIFINALS (Trail Blazers win, 4-1)

5. 5/7	Utah	94-75	W	1-0	4-1	3-0	20 Pippen	14 Sabonis
6. 5/9	Utah	103-85	W	2-0	5-1	4-0	19 Smith	8 Wallace,B.Grant
7. 5/11	@ Utah	103-84	W	3-0	6-1	2-1	22 Sabonis	8 Sabonis
8. 5/14	@ Utah	85-88	L	3-1	6-2	2-2	20 B.Grant	13 B.Grant
9. 5/16	Utah	81-79	W	4-1	7-2	5-0	23 Pippen	9 Sabonis,Pippen

### CONFERENCE FINALS (Lakers win, 4-3)

10. 5/20	@ L.A. Lakers	94-109	L	0-1	7-3	2-3	19 Pippen	11 Pippen
11. 5/22	@ L.A. Lakers	106-77	W	1-1	8-3	3-3	29 Wallace	12 Wallace
12. 5/26	L.A. Lakers	91-93	L	1-2	8-4	5-1	19 Wal.,Stoudamire	9 Pippen
13. 5/28	L.A. Lakers	91-103	L	1-3	8-5	5-2	34 Wallace	13 Wallace
14. 5/30	@ L.A. Lakers	96-88	W	2-3	9-5	4-3	22 Wallace,Pippen	10 Wallace
15. 6/2	L.A. Lakers	103-93	W	3-3	10-5	6-2	26 Smith	11 Sabonis
16. 6/4	@ L.A. Lakers	84-89	L	3-4	10-6	4-4	30 Wallace	10 Pippen

## 2001

### FIRST ROUND (Lakers win, 3-0)

1. 4/22	@ L.A. Lakers	93-106	L	0-1	0-1	0-1	24 Wallace	9 Sabonis
2. 4/26	@ L.A. Lakers	88-106	L	0-2	0-2	0-2	21 Pippen	8 Pippen
3. 4/29	L.A. Lakers	86-99	L	0-3	0-3	0-1	25 Smith, Stoud.	13 Wallace

## 2002

### FIRST ROUND (Lakers win, 3-0)

1. 4/21	@ L.A. Lakers	87-95	L	0-1	0-1	0-1	25 Wallace	14 Wallace
2. 4/25	@ L.A. Lakers	96-103	L	0-2	0-2	0-2	31 Wallace	11 Wallace
3. 4/28	L.A. Lakers	91-92	L	0-3	0-3	0-1	20 Wallace	12 Wallace

## 2003

### FIRST ROUND (Mavericks win, 4-3)

1. 4/19	@ Dallas	86-96	L	0-1	0-1	0-1	26 Wallace	10 Wells, Davis
2. 4/23	@ Dallas	99-103	L	0-2	0-2	0-2	45 Wells	15 Davis
3. 4/25	Dallas	103-115	L	0-3	0-3	0-1	19 Patterson	10 Randolph
4. 4/27	Dallas	98-79	W	1-3	1-3	1-1	22 Randolph	15 Randolph
5. 4/30	@ Dallas	103-99	W	2-3	2-3	1-2	25 Randolph	9 Randolph
6. 5/2	Dallas	125-103	W	3-3	3-3	2-1	21 Randolph	10 Randolph
7. 5/4	@ Dallas	95-107	L	3-4	3-4	1-3	17 Wallace, Stoud.	10 Randolph

## 2009

### FIRST ROUND (Rockets win, 4-2)

1. 4/18	Houston	81-108	L	0-1	0-1	0-1	21 Roy	5 Przy,Blake,Oden,Ruffin
2. 4/21	Houston	107-103	W	1-1	1-1	1-1	42 Roy	12 Aldridge
3. 4/24	@ Houston	83-86	L	1-2	1-2	0-1	19 Roy	8 Aldridge
4. 4/26	@ Houston	88-89	L	1-3	1-3	0-2	31 Roy	12 Przybilla
5. 4/28	Houston	88-77	W	2-3	2-3	2-1	25 Roy, Aldridge	7 Aldridge, Blake
6. 4/30	@ Houston	76-92	L	2-4	2-4	0-3	26 Aldridge	8 Przybilla, Fernandez

## 2010

### FIRST ROUND (Suns win, 4-2)

1. 4/18	@ Phoenix	105-100	W	1-0	1-0	1-0	31 Miller	17 Camby
2. 4/20	@ Phoenix	90-119	L	1-1	1-1	1-1	16 Webster	10 Camby
3. 4/22	Phoenix	89-108	L	1-2	1-2	0-1	17 Aldridge	10 Camby
4. 4/24	Phoenix	96-87	W	2-2	2-2	1-1	31 Aldridge	11 Aldridge
5. 4/26	@ Phoenix	88-107	L	2-3	2-3	1-2	21 Miller	11 Camby
6. 4/29	Phoenix	90-99	L	2-4	2-4	1-2	19 Webster	9 Aldridge

## 2011

### FIRST ROUND (Mavericks win, 4-2)

1. 4/16	@ Dallas	81-89	L	0-1	0-1	0-1	27 Aldridge	18 Camby
2. 4/19	@ Dallas	89-101	L	0-2	0-2	0-2	24 Aldridge	10 Aldridge
3. 4/21	Dallas	97-92	W	1-2	1-2	1-0	25 Matthews	11 Wallace
4. 4/23	Dallas	84-82	W	2-2	2-2	2-0	24 Roy	11 Wallace
5. 4/25	@ Dallas	82-93	L	2-3	2-3	0-3	18 Miller	9 Aldridge, Wallace
6. 4/28	Dallas	96-103	L	2-4	2-4	2-1	32 Wallace	12 Wallace

## 2014

### FIRST ROUND (Trail Blazers win, 4-2)

1. 4/20	@ Houston	122-120 (ot)	W	1-0	1-0	1-0	46 Aldridge	18 Aldridge
2. 4/23	@ Houston	112-105	W	2-0	2-0	2-0	43 Aldridge	10 Lopez
3. 4/25	Houston	116-121 (ot)	L	2-1	2-1	0-1	30 Lillard	10 Aldridge
4. 4/27	Houston	123-120 (ot)	W	3-1	3-1	1-1	29 Aldridge	11 Lopez
5. 4/30	@ Houston	98-108	L	3-2	3-2	2-1	27 Matthews	8 Aldridge, Lillard, Lopez
6. 5/2	Houston	99-98	W	4-2	4-2	2-1	30 Aldridge	13 Aldridge

### CONFERENCE SEMIFINALS (Spurs win, 4-1)

7. 5/6	@ San Antonio	92-116	L	0-1	4-3	2-2	32 Aldridge	14 Aldridge
8. 5/8	@ San Antonio	97-114	L	0-2	4-4	2-3	21 Batum	10 Aldridge
9. 5/10	San Antonio	103-118	L	0-3	4-5	2-2	22 Matthews	12 Aldridge
10. 5/12	San Antonio	103-92	W	1-3	5-5	3-2	25 Lillard	14 Batum
11. 5/14	@ San Antonio	82-104	L	1-4	5-6	2-4	21 Aldridge	12 Batum

# TRAIL BLAZERS IN THE PLAYOFFS

Date	Opponent	Score	Series	Overall	Home	Road	Scoring Leader	Rebounding Leader
------	----------	-------	--------	---------	------	------	----------------	-------------------

## 2015

### FIRST ROUND (Grizzlies win, 4-1)

1. 4/19	@ Memphis	86-100	L	0-1	0-1		0-1 32 Aldridge	14 Aldridge
2. 4/22	@ Memphis	82-97	L	0-2	0-2		0-2 24 Aldridge	14 Aldridge
3. 4/25	Memphis	109-115	L	0-3	0-3	0-1	27 Batum	7 Aldridge
4. 4/27	Memphis	99-92	W	1-3	1-3	1-1	32 Lillard	13 Batum, Leonard
5. 4/29	@ Memphis	93-99	L	1-4	1-4		0-3 33 McCollum	10 Batum

## 2016

### FIRST ROUND (Trail Blazers win, 4-2)

1. 4/17	@ L.A. Clippers	95-115	L	0-1	0-1		0-1 21 Lillard	12 Aminu
2. 4/20	@ L.A. Clippers	81-102	L	0-2	0-2		0-2 17 Lillard	10 Aminu
3. 4/23	L.A. Clippers	96-88	W	1-2	1-2	1-0	32 Lillard	21 Plumlee
4. 4/25	L.A. Clippers	98-84	W	2-2	2-2	2-0	30 Aminu	14 Plumlee
5. 4/27	@ L.A. Clippers	108-98	W	3-2	3-2		1-2 27 McCollum	15 Plumlee
6. 4/29	L.A. Clippers	106-103	W	4-2	4-2	3-0	28 Lillard	14 Plumlee

### CONFERENCE SEMIFINALS (Warriors win, 4-1)

7. 5/1	@ Golden State	106-118	L	0-1	4-3		1-3 30 Lillard	12 Plumlee
8. 5/3	@ Golden State	99-110	L	0-2	4-4		1-4 25 Lillard	11 Plumlee
9. 5/7	Golden State	120-108	L	1-2	5-4	4-0	40 Lillard	10 Aminu
10. 5/9	Golden State	125-132 (OT)	W	1-3	5-5	4-1	36 Lillard	15 Plumlee
11. 5/11	@ Golden State	121-125	L	1-4	5-6		1-5 28 Lillard	9 Aminu

## 2017

### FIRST ROUND (Warriors win, 4-0)

1. 4/16	@ Golden State	109-121	L	0-1	0-1		0-1 41 McCollum	10 Turner
2. 4/19	@ Golden State	81-110	L	0-2	0-2		0-2 15 Harkless	8 Harkless
3. 4/22	Golden State	113-119	L	0-3	0-3	0-1	32 McCollum	11 Nurkic
4. 4/24	Golden State	103-128	L	0-4	0-4	0-2	34 Lillard	14 Vonleh



／ OPPONENTS

# ATLANTA HAWKS

1968 Hawks Lane  
Brookhaven, GA 30329  
Phone: (404) 878-3800  
Philips Arena (18,118)



**Mike Budenholzer**  
Head Coach  
5th year  
All-time vs. Portland: 5-3 (.625)

**Sr. Vice President, Public Relations** ..... Garin Narain  
**Radio** ..... Steve Holman  
**Assistant Coaches** ..... Darwin Ham, Taylor Jenkins  
Chris Jent, Charles Lee, Patrick St. Andrews, Ben Sullivan  
**Television** ..... Bob Rathbun, Dominique Wilkins, Andre Aldridge, Rebecca Kaple  
**Head Athletic Trainer** ..... Scottie Parker

## 2016-17 Results

### Series tied, 1-1

2/13 at POR - Atlanta 109, Portland 104 (OT)  
3/18 at ATL - Portland 113, Atlanta 97

## 2017-18 Matchups

Saturday, Dec. 30 - at Atlanta (4:30 p.m.)  
Friday, Jan. 5 - at Portland (7:00 p.m.)

\*All Times Pacific

## 2016-17 TRAIL BLAZERS vs. HAWKS

Player	G	S	Min.	FG	FGA	Pct.	3FG	3At	Pct.	FT	FTA	Pct.	Off	Def	RB	Ast.	PF	St	TO	Bl	Pts.	Avg.
Lillard	2	2	75	15	38	.395	6	14	.429	12	12	1.000	1	10	11	9	4	3	7	0	48	24.0
McCollum	2	2	73	19	43	.442	3	9	.333	7	8	.875	3	10	13	10	4	1	2	48	24.0	
Harkless	2	2	61	12	22	.545	4	5	.800	1	3	.333	7	6	13	6	7	3	4	3	29	14.5
Nurkic	1	1	32	6	11	.545	0	0	---	0	0	---	2	7	9	6	4	2	4	5	12	12.0
Aminu	2	0	65	8	18	.444	4	10	.400	2	2	1.000	5	17	22	2	4	1	6	0	22	11.0
Crabbe	2	0	60	7	15	.467	5	10	.500	3	4	.750	0	6	6	2	6	3	2	0	22	11.0
Davis	1	0	27	5	8	.625	0	0	---	1	6	.167	6	7	13	3	6	0	1	1	11	11.0
Vonleh	2	2	41	4	8	.500	0	0	---	3	5	.600	3	12	15	0	9	0	6	1	11	5.5
Layman	1	0	3	0	0	---	0	0	---	2	2	1.000	0	0	0	0	0	0	0	0	2	2.0
Leonard	2	1	27	2	9	.222	0	7	.000	0	2	.000	2	5	7	3	5	0	0	0	4	2.0
Turner	1	0	19	1	9	.111	0	1	.000	0	0	---	4	4	8	3	3	0	1	2	2	2.0
Connaughton	2	0	12	1	6	.167	1	3	.333	0	0	---	2	1	3	1	4	0	2	0	3	1.5
Napier	2	0	9	1	3	.333	1	1	1.000	0	0	---	0	0	0	0	0	0	0	0	3	1.5
Portland	2	-	505	81	190	.426	24	60	.400	31	44	.705	35	85	120	45	56	13	39	13	217	108.5

## 2016-17 HAWKS vs. TRAIL BLAZERS

Player	G	S	Min.	FG	FGA	Pct.	3FG	3At	Pct.	FT	FTA	Pct.	Off	Def	RB	Ast.	PF	St	To	Bl	Pts.	Avg.
Hardaway	2	1	73	14	35	.400	6	15	.400	13	14	.929	1	8	9	6	1	2	4	0	47	23.5
Ilyasova	1	1	27	7	11	.636	4	5	.800	5	7	.714	1	3	4	1	1	2	1	1	23	23.0
Millsap	1	1	41	4	12	.333	1	3	.333	12	12	1.000	1	8	9	5	3	2	1	5	21	21.0
Howard	2	2	72	11	17	.647	0	1	.000	11	19	.579	9	17	26	4	2	7	5	4	33	16.5
Schroder	2	2	70	11	36	.306	2	6	.333	6	8	.750	0	7	7	11	4	4	4	0	30	15.0
Bazemore	2	2	69	7	19	.368	0	6	.000	6	9	.667	1	5	6	8	7	1	4	4	20	10.0
Prince	2	0	56	3	13	.231	1	6	.167	6	7	.857	1	10	11	2	6	03	1	3	13	6.5
Delaney	2	0	39	3	12	.250	0	5	.000	4	4	1.000	0	2	2	2	6	0	1	0	10	5.0
Dunleavy	1	0	8	1	4	.250	1	4	.250	0	0	---	0	1	1	0	0	0	0	0	3	3.0
Muscala	2	0	21	3	6	.500	0	0	---	0	0	---	3	4	7	0	2	0	0	0	6	3.0
Bembry	1	0	4	0	0	---	0	0	---	0	0	---	0	0	0	0	0	0	0	0	0	0.0
Calderon	1	0	3	0	0	---	0	0	---	0	0	---	0	0	0	2	1	0	0	0	0	0.0
Kelly	1	0	3	0	0	---	0	0	---	0	0	---	0	0	0	0	1	0	0	0	0	0.0
Sefolosha	1	1	19	0	6	.000	0	3	.000	0	0	---	2	6	5	1	1	1	1	1	0	0.0
<b>Atlanta</b>	<b>2</b>	<b>-</b>	<b>505</b>	<b>64</b>	<b>171</b>	<b>.374</b>	<b>15</b>	<b>54</b>	<b>.278</b>	<b>63</b>	<b>80</b>	<b>.788</b>	<b>19</b>	<b>68</b>	<b>87</b>	<b>42</b>	<b>35</b>	<b>22</b>	<b>22</b>	<b>18</b>	<b>206</b>	<b>103.0</b>

## TRAIL BLAZERS CONNECTIONS

- **Terry Stotts** earned his first NBA head coaching job with the Hawks, where he spent two seasons at the helm from 2002-04 and compiled a 52-85 (.380) record.
- Atlanta forward **Luke Babbitt** played three seasons for the Trail Blazers from 2010-13, averaging 3.8 points and 2.1 rebounds in 126 games.

# ALL-TIME TRAIL BLAZERS VS. HAWKS

**1970-71 (2-2)**  
 11/18 P 146-131 W 1-0  
 12/12 Att 101-107 L 1-1  
 2/4 P 137-123 W 2-1  
 2/24 Att 107-118 L 2-2

**1971-72 (0-4)**  
 12/27 Att 121-135 L 2-3  
 1/4 P 91-103 L 2-4  
 2/27 Att 110-113 L 2-5  
 3/4 P 101-120 L 2-6

**1972-73 (0-4)**  
 10/24 P 110-118 L 2-7  
 12/2 P 103-106 L 2-8  
 12/5 Att 121-122 L 2-9  
 3/8 Att 129-135 L 2-10

**1973-74 (2-2)**  
 10/26 P 127-110 W 3-10  
 11/15 Att 114-123 L 3-11  
 1/17 Att 99-126 L 3-12  
 3/16 P 128-127 W 4-12

**1974-75 (3-1)**  
 11/9 Att 119-115 W 5-12  
 11/14 P 104-92 W 6-12  
 12/10 P 103-107 L 6-13  
 3/25 Att 105-89 W 7-13

**1975-76 (2-2)**  
 11/4 P 97-98 L 7-14  
 12/4 Att 87-94 L 7-15  
 1/11 Att 116-109 W 8-15  
 2/29 P 102-98 W 9-15

**1976-77 (1-3)**  
 11/2 P 129-116 W 10-15  
 11/11 Att 105-107 L 10-16  
 1/16 Att 120-125 L 10-17  
 2/11 P 108-121 L 10-18

**1977-78 (3-1)**  
 11/11 Att 132-92 W 11-18  
 2/15 P 102-99 W 12-18  
 3/10 Att 105-114 L 12-19  
 3/18 P 105-86 W 13-19

**1978-79 (2-2)**  
 1/17 Att 110-111 L 13-20  
 2/11 P 91-87 W 14-20  
 2/21 Att 83-106 L 14-21  
 3/13 P 105-86 W 15-21

**1979-80 (0-2)**  
 11/28 Att 99-106 L 15-22  
 2/12 P 89-95 L 15-23

**1980-81 (1-1)**  
 11/25 Att 108-112 L 15-24  
 12/20 P 122-119\* W 16-24

**1981-82 (0-2)**  
 1/19 Att 101-112 L 16-25  
 2/21 P 97-109 L 16-26

**1982-83 (1-1)**  
 11/16 P 106-87 W 17-26  
 3/8 Att 93-110 L 17-27

**1983-84 (2-0)**  
 11/13 P 135-105 W 18-27  
 3/9 Att 104-101 W 19-27

**1984-85 (2-0)**  
 3/5 Att 100-91 W 20-27  
 3/17 P 114-101 W 21-27

**1985-86 (0-2)**  
 12/4 Att 98-109 L 21-28  
 2/16 P 101-110 L 21-29

**1986-87 (1-1)**  
 2/15 P 98-93 W 22-29  
 2/28 Att 102-123 L 22-30

**1987-88 (2-0)**  
 2/2 P 121-118 W 23-30  
 2/27 Att 123-120 W 24-30

**1988-89 (1-1)**  
 12/3 Att 97-115 L 24-31  
 1/18 P 110-94 W 25-31

**1989-90 (1-1)**  
 12/8 Att 120-127 L 25-32  
 3/29 P 112-106 W 26-32

**1990-91 (1-1)**  
 1/28 P 116-111 W 27-32  
 2/28 Att 109-117 L 27-33

**1991-92 (2-0)**  
 1/24 P 125-117 W 28-33  
 3/13 Att 106-95 W 29-33

**1992-93 (1-1)**  
 2/16 P 105-90 W 30-33  
 3/29 Att 118-127\* L 30-34

**1993-94 (1-1)**  
 11/12 P 94-84 W 31-34  
 1/7 Att 85-100 L 31-35

**1994-95 (1-1)**  
 1/3 Att 103-98 L 32-35  
 3/28 P 91-102 L 32-36

**1995-96 (0-2)**  
 2/18 P 90-93 L 32-37  
 2/28 Att 88-90 L 32-38

**1996-97 (0-2)**  
 11/4 P 76-94 L 32-39  
 3/25 Att 89-96 L 32-40

**1997-98 (1-1)**  
 12/15 P 90-99 L 32-41  
 1/24 Att 92-77 W 33-41

**1998-99**  
 Did not play each other

**1999-2000 (2-0)**  
 11/13 P 131-95 W 34-41  
 2/4 Att 97-90 W 35-41

**2000-01 (1-1)**  
 11/15 P 97-88 W 36-41  
 1/3 Att 97-99 L 36-42

**2001-02 (1-1)**  
 1/8 Att 92-101 L 36-43  
 2/21 P 94-79 W 37-43

**2002-03 (2-0)**  
 1/22 Att 112-110\*\* W 38-43  
 2/25 P 89-86 W 39-43

**2003-04 (2-0)**  
 11/8 P 90-83 W 40-43  
 1/29 Att 93-85 W 41-43

**2004-05 (2-0)**  
 12/17 P 100-84 W 42-43  
 2/25 P 102-101 W 43-43

**2005-06 (2-0)**  
 11/5 P 94-93 W 44-43  
 11/27 Att 77-75 W 45-43

**2006-07 (1-1)**  
 12/3 P 96-107 L 45-44  
 3/23 Att 102-100\* W 46-44

**2007-08 (2-0)**  
 1/21 Att 111-109\* W 47-44  
 1/27 P 94-93 W 48-44

**2008-09 (1-1)**  
 2/20 P 106-98 W 49-44  
 3/15 Att 80-98 L 49-45

**2009-10 (0-2)**  
 11/3 P 91-97 L 49-46  
 11/16 Att 95-99\* L 49-47

**2010-11 (0-2)**  
 2/27 P 83-90 L 49-48  
 3/12 Att 82-91 L 49-49

**2011-12 (1-1)**  
 1/18 Att 89-92 L 49-50  
 2/18 P 97-77 W 50-50

**2012-13 (1-1)**  
 11/12 P 87-95 L 50-51  
 3/22 Att 104-93 W 51-51

**2013-14 (2-0)**  
 3/5 P 102-78 W 52-51  
 3/27 Att 100-85 W 53-51

**2014-15 (0-2)**  
 1/3 P 107-115 L 53-52  
 1/30 Att 99-105 L 53-53

**2015-16 (0-2)**  
 12/21 Att 97-106 L 53-54  
 1/20 P 98-104 L 53-55

**2016-17 (1-1)**  
 2/13 P 104-109\* L 53-56  
 3/18 Att 113-97 W 54-56

\* Overtime periods

## SERIES HISTORY AND HIGHLIGHTS

**All-time series record:** Hawks lead, 56-54

**In Portland:** Trail Blazers lead, 34-21

**In Atlanta:** Hawks lead, 35-20

**Longest Win Streaks:** Trail Blazers (9), Hawks (9)

**Biggest Trail Blazers Win:** 40 points, 132-92, 11/11/77

**Biggest Hawks Win:** 27 points, 126-99, 1/17/74

**Most Points, Trail Blazers:** 146-131, 11/18/70

**Fewest Points, Trail Blazers:** 76-94, 11/4/96

**Most Points, Hawks:** 135-121, 12/27/71

**Fewest Points, Hawks:** 75-77, 11/27/05

**Overtime Games:** (7) Trail Blazers 4, Hawks 3

**Individual Bests, Trail Blazers:**

**Points:** 41---Maurice Lucas, 2/11/77

**Rebounds:** 22---Bill Walton (twice), 1/11/76 and 11/2/76

**Assists:** 15---Rod Strickland, 3/28/95

**Individual Bests, Hawks:**

**Points:** 49---Lou Hudson, 11/18/70

**Rebounds:** 25---Kevin Willis, 3/29/93 (OT); 24---Bill Bridges, 2/24/71

**Assists:** 17---Tom Henderson, 11/11/76; 17---Doc Rivers, 2/28/87

# BOSTON CELTICS

226 Causeway St., 4th Floor  
Boston, MA 02114  
(617) 854-8000  
TD Garden (18,624)



**Brad Stevens**  
Head Coach  
5th year

All-time vs. Portland: 3-5 (.375)

**V.P., Media Services/Alumni Relations**..... Jeff Twiss  
**Radio** ..... Sean Grande, Cedric Maxwell  
**Television**.....Mike Gorman, Tom Heinsohn, Brian Scalabrine, Abby Chin

**Assistant Coaches** .....Jay Larranaga, Walter McCarty,  
Micah Shrewsberry, Jamie Young, Jerome Allen, Scott Morrison  
**Head Athletic Trainer** .....Art Horne

## 2016-17 Results

## 2017-18 Matchups

### Series tied, 1-1

1/21 at BOS - Portland 127, Boston 123 (OT)  
2/9 at POR - Boston 120, Portland 111

Sunday, Feb. 4 - at Boston (9:00 a.m.)

**Friday, March 23 - at Portland (7:00 p.m.)**

\*All Times Pacific

## 2016-17 TRAIL BLAZERS vs. CELTICS

Player	G	S	Min.	FG	FGA	Pct.	3FG	3At	Pct.	FT	FTA	Pct.	Off	Def	RB	Ast.	PF	St	TO	Bl	Pts.	Avg.
Lillard	2	2	77	17	41	.415	4	14	.286	18	19	.947	2	5	7	14	7	0	6	1	56	28.0
McCollum	2	2	83	19	39	.487	3	12	.250	14	18	.778	1	5	6	7	6	3	3	1	55	27.5
Aminu	2	0	68	10	18	.556	4	9	.444	13	15	.867	1	11	12	1	4	1	3	1	37	18.5
Turner	1	1	40	4	9	.444	0	1	.000	4	4	1.000	0	4	4	4	5	1	2	2	12	12.0
Leonard	2	0	42	8	10	.800	5	6	.833	1	1	1.000	1	5	6	1	6	1	4	0	22	11.0
Plumlee	2	2	58	7	13	.538	0	0	---	5	10	.500	6	12	18	12	4	1	6	2	19	9.5
Crabbe	2	0	53	8	18	.444	2	5	.400	0	0	---	0	5	5	5	5	3	0	0	18	9.0
Connaughton	1	0	15	2	3	.667	1	2	.500	0	0	---	1	0	1	2	0	0	0	0	5	5.0
Vonleh	2	2	33	5	11	.455	0	0	---	0	0	---	7	8	15	1	8	3	4	1	10	5.0
Harkless	2	1	36	2	7	.286	0	2	.000	0	0	---	0	4	4	2	4	3	1	2	4	2.0
Napier	1	0	0	0	0	---	0	0	---	0	0	---	0	0	0	0	0	0	0	0	0	0.0
<b>Portland</b>	<b>2</b>	<b>-</b>	<b>505</b>	<b>82</b>	<b>169</b>	<b>.485</b>	<b>19</b>	<b>51</b>	<b>.373</b>	<b>55</b>	<b>67</b>	<b>.821</b>	<b>19</b>	<b>59</b>	<b>78</b>	<b>49</b>	<b>49</b>	<b>16</b>	<b>30</b>	<b>10</b>	<b>238</b>	<b>119.0</b>

## 2016-17 CELTICS vs. TRAIL BLAZERS

Player	G	S	Min.	FG	FGA	Pct.	3FG	3At	Pct.	FT	FTA	Pct.	Off	Def	RB	Ast.	PF	St	TO	Bl	Pts.	Avg.
Thomas	2	2	82	25	54	.463	6	22	.273	19	22	.864	1	3	4	10	2	1	8	0	75	37.5
Smart	2	2	79	13	28	.464	1	9	.111	8	9	.889	3	8	11	11	6	7	4	0	35	17.5
Crowder	1	1	40	5	12	.417	3	7	.429	3	3	1.000	0	4	4	2	3	1	1	0	16	16.0
Horford	2	2	71	11	25	.440	3	4	.750	4	6	.667	4	12	16	9	8	1	2	1	29	14.5
Rozier	2	0	47	10	22	.455	5	10	.500	1	1	1.000	1	6	7	8	6	1	2	0	26	13.0
Olynyk	2	0	48	9	13	.692	2	4	.500	3	3	1.000	4	11	15	2	9	0	4	0	23	11.5
Green	1	0	18	5	6	.833	1	1	1.000	0	0	---	1	0	1	1	2	0	0	0	11	11.0
Brown	2	1	45	3	9	.333	2	4	.500	8	10	.800	1	10	11	2	4	3	2	0	16	8.0
Johnson	2	2	44	3	7	.429	0	2	.000	2	4	.500	9	3	12	3	4	1	4	2	8	4.0
Mickey	1	0	13	1	3	.333	0	0	---	0	0	---	2	1	3	1	1	0	0	0	2	2.0
Zeller	1	0	7	1	1	1.000	0	0	---	0	0	---	2	1	3	0	2	0	2	0	2	2.0
Jerebko	1	0	7	0	2	.000	0	2	.000	0	0	---	0	3	3	0	0	0	0	0	0	0.0
Young	1	0	5	0	1	.000	0	0	---	0	0	---	0	0	0	0	3	0	0	0	0	0.0
<b>Boston</b>	<b>2</b>	<b>-</b>	<b>505</b>	<b>86</b>	<b>183</b>	<b>.470</b>	<b>23</b>	<b>65</b>	<b>.354</b>	<b>48</b>	<b>58</b>	<b>.828</b>	<b>28</b>	<b>62</b>	<b>90</b>	<b>49</b>	<b>50</b>	<b>14</b>	<b>29</b>	<b>3</b>	<b>243</b>	<b>121.5</b>

## TRAIL BLAZERS CONNECTIONS

- Portland forward **Evan Turner** averaged 10.0 points (44.2% FG), 5.0 rebounds and 5.0 assists in 163 games (69 starts) with Boston from 2014-16.
- Celtics President of Basketball Operations and Eugene, Oregon, native Danny Ainge played for Portland from 1990-92, averaging 10.4 points in 161 games.

# ALL-TIME TRAIL BLAZERS VS. CELTICS

## 1970-71 (2-2)

10/18	P	115-133	L	0-1
11/25	B	115-122	L	0-2
12/27	P	135-123	W	1-2
1/5	B	124-120	W	2-2

## 1971-72 (0-4)

11/6	B	109-124	L	2-3
1/7	P	114-120	L	2-4
1/23	B	105-115	L	2-5
2/15	P	104-111	L	2-6

## 1972-73 (0-4)

11/22	B	107-126	L	2-7
12/16	P	116-123	L	2-8
1/17	B	99-117	L	2-9
2/16	P	105-112	L	2-10

## 1973-74 (0-4)

12/21	P	120-124*	L	2-11
2/15	P	104-106	L	2-12
3/12	B	93-110	L	2-13
3/22	B	118-126	L	2-14

## 1974-75 (0-4)

11/6	B	110-128	L	2-15
1/1	P	94-108	L	2-16
2/15	P	100-102	L	2-17
3/14	B	98-103	L	2-18

## 1975-76 (2-2)

10/31	Bos	94-112	L	2-19
1/3	P	125-97	W	3-19
1/13	B	94-106	L	3-20
2/15	P	108-105	W	4-20

## 1976-77 (3-1)

12/8	B	95-104	L	4-21
1/4	P	128-84	W	5-21
1/14	B	107-92	W	6-21
2/22	P	113-111	W	7-21

## 1977-78 (3-1)

12/9	B	116-97	W	8-21
12/20	P	104-99	W	9-21
1/15	B	107-103*	W	10-21
3/28	P	92-104	L	10-22

## 1978-79 (3-1)

11/8	B	112-109	W	11-22
11/28	P	102-97	W	12-22
1/12	B	125-128	L	12-23
2/18	P	111-104	W	13-23

## 1979-80 (0-2)

1/18	B	101-126	L	13-24
2/15	P	91-106	L	13-25

## 1980-81 (0-2)

11/26	B	101-126	L	13-26
1/4	P	111-120	L	13-27

## 1981-82 (1-1)

12/4	B	123-119	W	14-27
2/19	P	117-127	L	14-28

## 1982-83 (1-1)

11/24	B	95-104	L	14-29
2/17	P	121-114	W	15-29

## 1983-84 (0-2)

12/2	B	106-115	L	15-30
2/19	P	101-107	L	15-31

## 1984-85 (1-1)

12/7	B	127-128	L	15-32
2/12	P	111-103	W	16-32

## 1985-86 (1-1)

12/6	B	121-103	W	17-32
2/14	P	119-120*	L	17-33

## 1986-87 (0-2)

2/13	P	116-131	L	17-34
2/25	B	116-122	L	17-35

## 1987-88 (0-2)

2/19	P	104-124	L	17-36
2/24	B	112-113	L	17-37

## 1988-89 (1-1)

3/29	B	97-106	L	17-38
4/7	P	113-100	W	18-38

## 1989-90 (2-0)

2/16	P	120-101	W	19-38
3/7	B	130-117	W	20-38

## 1990-91 (1-1)

3/3	B	116-107	W	21-38
3/10	P	109-111*	L	21-39

## 1991-92 (1-1)

11/10	P	116-90	W	22-39
2/15	B	148-152**	L	22-40

## 1992-93 (0-2)

2/28	B	110-122	L	22-41
3/21	P	104-106	L	22-42

## 1993-94 (1-1)

12/3	B	108-114	L	22-43
2/20	P	102-93	W	23-43

## 1994-95 (2-0)

1/6	B	95-92	W	24-43
3/16	P	113-98	W	25-43

## 1995-96 (2-0)

12/27	P	135-109	W	26-43
1/3	B	114-110*	W	27-43

## 1996-97 (1-1)

1/31	B	105-111	L	27-44
2/16	P	118-106	W	28-44

## 1997-98 (1-1)

2/22	P	121-96	W	29-44
3/1	B	101-102	L	29-45

## 1998-99 (1-0)

2/19	P	106-86	W	30-45
------	---	--------	---	-------

## 1999-2000 (2-0)

2/6	B	100-94	W	31-45
2/21	P	105-92	W	32-45

## 2000-01 (1-1)

1/8	B	98-90	W	33-45
2/1	P	81-85	L	33-46

## 2001-02 (1-1)

2/15	P	104-107	L	33-47
3/18	B	100-91	W	34-47

## 2002-03 (1-1)

1/3	B	108-103	W	35-47
2/13	P	92-100	L	35-48

## 2003-04 (2-0)

2/21	P	105-84	W	36-48
3/31	B	105-98	W	37-48

## 2004-05 (1-1)

11/10	B	88-90	L	37-49
12/9	P	89-87	W	38-49

## 2005-06 (0-2)

2/10	B	83-115	L	38-50
2/24	P	96-102	L	38-51

## 2006-07 (0-2)

11/17	B	90-118	L	38-52
1/1	P	81-89	L	38-53

## 2007-08 (0-2)

1/16	B	90-100	L	38-54
2/24	P	102-112	L	38-55

## 2008-09 (1-1)

12/5	B	78-93	L	38-56
12/30	P	91-86	W	39-56

## 2009-10 (0-2)

1/22	B	95-98*	L	39-57
2/19	P	76-96	L	39-58

## 2010-11 (0-2)

12/1	B	95-99	L	39-59
1/27	P	78-88	L	39-60

## 2011-12 (0-1)

3/9	B	86-104	L	39-61
-----	---	--------	---	-------

## 2012-13 (1-1)

11/30	B	78-96	L	39-62
2/24	P	92-86	W	40-62

## 2013-14 (2-0)

11/15	B	109-96	W	41-62
1/11	P	112-104	W	42-62

## 2014-15 (1-1)

11/23	B	94-88	W	43-62
1/22	P	89-90	L	43-63

## 2015-16 (1-1)

3/2	B	93-116	L	43-64
3/31	P	116-109	W	44-64

## 2016-17 (1-1)

1/21	B	127-123*	W	45-64
2/9	P	111-120	L	45-65

\* Overtime periods

# SERIES HISTORY AND HIGHLIGHTS

**All-time series record:** Celtics lead, 65-45

**In Portland:** Celtics lead, 29-26

**In Boston:** Celtics lead, 36-19

**Longest Win Streaks:** Trail Blazers (6), Celtics (17)

**Biggest Trail Blazers Win:** 44 points, 128-84, 1/4/77

**Biggest Celtics Win:** 32 points, 115-83, 2/10/06

**Most Points, Trail Blazers:** 148-152, 3/15/92 (2OT); 135-123, 12/27/71

**Fewest Points, Trail Blazers:** 76-96, 2/19/10

**Most Points, Celtics:** 152-148, 3/15/92 (2OT); 133-115, 10/18/70

**Fewest Points, Celtics:** 84-128, 1/4/77; 84-105, 2/21/04

**Overtime Games:** (8) Celtics 5, Trail Blazers 3

**Individual Bests, Trail Blazers:**

**Points:** 46---Maurice Lucas, 1/12/79

**Rebounds:** 19---Bill Walton, 1/13/76

**Assists:** 18---Rod Strickland, 1/3/96

**Individual Bests, Celtics:**

**Points:** 49---Larry Bird, 3/15/92 (2OT); 48---Larry Bird, 1/27/85

**Rebounds:** 24---Dave Cowens, 1/5/71

**Assists:** 14---John Havlicek, 1/5/71; 14---JoJo White, 11/28/78



# BROOKLYN NETS

15 MetroTech Center  
11th Floor  
Brooklyn, NY 11201  
(718) 933-3000  
Barclays Center (17,732)



**Kenny Atkinson**  
Head Coach  
2nd year

All-time vs. Portland: 0-2 (.000)



**Sr. Director, Public Relations**..... Aaron Harris  
**Radio/Spanish**..... Chris Carrino, Tim Capstraw  
**Television**..... Ian Eagle, Mike Fratello, Ryan Ruocco,  
Jim Spanarkel, Donny Marshall, Sarah Kustok

**Assistant Coaches**..... Jacque Vaughn, Chris Fleming,  
Bret Briellemaier  
**Head Athletic Trainer**..... Lloyd Beckett

## 2016-17 Results

### Portland won, 2-0

11/20 at BKN - Portland 129, Brooklyn 109  
3/4 at POR - Portland 130, Brooklyn 116

## 2017-18 Matchups

### Friday, Nov. 10 - at Portland (7:00 p.m.)

Friday, Nov. 24 - at Brooklyn (9:00 a.m.)

\*All Times Pacific

## 2016-17 TRAIL BLAZERS vs. NETS

Player	G	S	Min.	FG	FGA	Pct.	3FG	3At	Pct.	FT	FTA	Pct.	Off	Def	RB	Ast.	PF	St	TO	Bl	Pts.	Avg.
McCollum	2	2	69	25	41	.610	10	15	.667	4	4	1.000	0	9	9	10	6	0	5	1	64	32.0
Aminu	1	0	32	9	13	.692	5	6	.833	0	0	---	1	5	6	1	1	0	2	0	23	23.0
Turner	1	0	30	8	12	.667	0	1	.000	3	3	1.000	0	4	4	4	2	1	0	0	19	19.0
Lillard	2	2	64	15	30	.500	2	11	.182	5	8	.625	0	9	9	16	3	1	6	3	37	18.5
Nurkic	1	1	30	6	11	.545	0	0	---	5	8	.625	1	5	6	5	3	1	3	0	17	17.0
Harkless	2	2	52	11	14	.786	2	4	.500	4	5	.800	3	3	6	3	4	2	2	3	28	14.0
Leonard	2	0	45	8	12	.667	5	7	.714	2	2	1.000	1	13	14	2	3	0	0	0	23	11.5
Crabbe	2	0	49	7	13	.538	5	9	.556	3	4	.750	1	4	5	1	2	0	0	0	22	11.0
Plumlee	1	1	24	3	6	.500	0	0	---	1	3	.333	2	6	8	4	3	1	2	2	7	7.0
Napier	2	0	20	2	7	.286	2	5	.400	2	2	1.000	1	0	1	1	2	3	1	0	8	4.0
Davis	1	1	19	0	1	.000	0	0	---	3	4	.750	2	4	6	3	4	0	2	2	3	3.0
Layman	1	0	4	1	3	.333	0	2	.000	0	0	---	0	3	3	0	3	0	0	0	2	2.0
Quarterman	1	0	2	1	1	1.000	0	0	---	0	0	---	1	0	1	1	1	0	0	0	2	2.0
Vonleh	2	1	31	2	6	.333	0	0	---	0	0	---	1	7	8	0	6	4	3	2	4	2.0
Connaughton	2	0	9	0	1	.000	0	1	---	0	0	---	0	1	1	1	0	0	1	0	0	0.0
<b>Portland</b>	<b>2</b>	<b>-</b>	<b>480</b>	<b>98</b>	<b>171</b>	<b>.573</b>	<b>31</b>	<b>61</b>	<b>.508</b>	<b>32</b>	<b>43</b>	<b>.744</b>	<b>14</b>	<b>73</b>	<b>87</b>	<b>52</b>	<b>43</b>	<b>13</b>	<b>28</b>	<b>13</b>	<b>259</b>	<b>129.5</b>

## 2016-17 NETS vs. TRAIL BLAZERS

Player	G	S	Min.	FG	FGA	Pct.	3FG	3At	Pct.	FT	FTA	Pct.	Off	Def	RB	Ast.	PF	St	TO	Bl	Pts.	Avg.
Lopez	2	2	61	19	33	.576	4	9	.444	5	7	.714	3	8	11	5	5	2	4	3	47	23.5
Lin	1	1	22	6	14	.429	4	7	.571	2	2	1.000	0	3	3	2	2	1	1	1	18	18.0
Bogdanovic	1	1	24	6	11	.545	1	3	.333	2	2	1.000	0	2	2	1	2	0	0	0	15	15.0
Dinwiddie	1	0	27	4	7	.571	0	2	.000	6	6	1.000	1	2	3	3	2	0	1	1	14	14.0
Kilpatrick	2	0	47	8	23	.348	6	9	.667	1	2	.500	1	5	6	6	3	0	0	0	23	11.5
Booker	2	1	45	10	15	.667	2	3	.667	0	0	---	4	6	10	1	4	3	4	1	22	11.0
Hamilton	1	0	22	4	7	.571	3	6	.500	0	0	---	0	3	3	1	1	0	0	0	11	11.0
Hollis-Jefferson	2	2	52	10	20	.500	0	2	.000	0	1	.000	6	5	11	9	7	2	3	2	20	10.0
Whitehead	2	1	47	5	15	.333	1	5	.200	6	6	1.000	0	1	1	3	4	1	1	1	17	8.5
Harris	1	0	27	2	7	.286	0	3	.000	4	4	1.000	0	4	4	3	1	0	2	0	8	8.0
LeVert	1	1	24	3	7	.429	0	2	.000	1	2	.500	0	2	2	6	2	2	1	0	7	7.0
Scola	1	0	14	1	4	.250	0	2	.000	4	5	.800	1	1	2	1	2	0	1	0	6	6.0
Bennett	1	0	6	1	2	.500	0	1	.000	3	7	.429	3	1	4	1	0	0	0	0	5	5.0
Acy	1	0	17	2	4	.500	2	4	.500	1	2	.500	0	1	1	0	3	0	1	0	7	7.0
Foye	2	1	28	1	7	.143	1	5	.200	2	2	1.000	0	4	4	3	4	0	3	0	5	2.5
Ferrell	1	0	12	0	3	.000	0	2	.000	0	0	---	0	0	0	1	0	0	0	0	0	0.0
McDaniels	1	0	5	0	0	---	0	0	---	0	0	---	0	0	0	0	0	1	0	0	0	0.0
<b>Brooklyn</b>	<b>2</b>	<b>-</b>	<b>480</b>	<b>82</b>	<b>179</b>	<b>.458</b>	<b>24</b>	<b>65</b>	<b>.369</b>	<b>37</b>	<b>48</b>	<b>.771</b>	<b>19</b>	<b>48</b>	<b>67</b>	<b>46</b>	<b>42</b>	<b>12</b>	<b>24</b>	<b>9</b>	<b>225</b>	<b>112.5</b>

## TRAIL BLAZERS CONNECTIONS

- Brooklyn guard **Allen Crabbe** averaged 8.3 points, 2.3 rebounds and 1.1 assists in 226 games (24 starts) with the Trail Blazers from 2013-17.
- Brooklyn forward Rondae Hollis-Jefferson was drafted 23rd overall by Portland in the 2015 NBA Draft before being traded to Brooklyn in exchange for Mason Plumlee and the draft rights to **Pat Connaughton**.

# ALL-TIME TRAIL BLAZERS VS. NETS

**1976-77 (3-0)**  
10/23 P 114-104 W 1-0  
1/18 NY 109-94 W 2-0  
3/25 NY 131-103 W 3-0

**1977-78 (3-0)**  
11/26 P 114-102 W 4-0  
1/18 NJ 127-101 W 5-0  
1/26 P 112-77 W 6-0

**1978-79 (2-2)**  
11/10 NJ 86-91 L 6-1  
2/2 P 117-100 W 7-1  
2/23 NJ 99-110 L 7-2  
3/17 P 124-113 W 8-2

**1979-80 (2-0)**  
12/21 P 100-97 W 9-2  
1/11 NJ 128-107 W 10-2

**1980-81 (0-2)**  
12/2 P 105-118 L 10-3  
2/20 NJ 113-123\* L 10-4

**1981-82 (1-1)**  
11/20 P 106-86 W 11-4  
2/26 NJ 106-110 L 11-5

**1982-83 (1-1)**  
11/19 P 118-108 W 12-5  
3/13 NJ 94-109 L 12-6

**1983-84 (2-0)**  
12/3 NJ 128-122\* W 13-6  
12/15 P 118-105 W 14-6

**1984-85 (2-0)**  
11/20 P 117-107\* W 15-6  
3/8 NJ 128-110 W 16-6

**1985-86 (0-2)**  
11/19 P 102-108 L 16-7  
12/7 NJ 107-118 L 16-8

**1986-87 (2-0)**  
1/9 NJ 127-120\* W 17-8  
1/30 P 125-107 W 18-8

**1987-88 (2-0)**  
11/29 P 125-104 W 19-8  
2/23 NJ 114-102 W 20-8

**1988-89 (2-0)**  
11/20 P 117-106 W 21-8  
12/6 NJ 97-93 W 22-8

**1989-90 (2-0)**  
11/24 P 125-99 W 23-8  
1/14 NJ 99-90 W 24-8

**1990-91 (2-0)**  
1/13 NJ 116-103 W 25-8  
2/4 P 117-102 W 26-8

**1991-92 (1-1)**  
1/31 P 113-108 W 27-8  
2/27 NJ 96-98 L 27-9

**1992-93 (2-0)**  
2/26 NJ 102-91 W 28-9  
3/15 P 110-94 W 29-9

**1993-94 (2-0)**  
1/25 P 122-117 W 30-9  
4/3 NJ 109-105 W 31-9

**1994-95 (1-1)**  
1/30 P 98-99 L 31-10  
3/30 NJ 106-103 W 32-10

**1995-96 (1-1)**  
11/7 NJ 84-104 L 32-11  
11/25 P 99-87 W 33-11

**1996-97 (2-0)**  
11/15 NJ 93-85 W 34-11  
3/4 P 123-118 W 35-11

**1997-98 (1-1)**  
11/22 NJ 87-93 L 35-12  
2/3 P 98-97 W 36-12

**1998-99 (1-0)**  
2/24 NJ 94-85 W 37-12

**1999-2000 (1-1)**  
1/24 P 101-87 W 38-12  
3/8 NJ 103-115 L 38-13

**2000-01 (2-0)**  
11/13 NJ 94-82 W 39-13  
11/25 P 86-84 W 40-13

**2001-02 (1-1)**  
3/8 P 82-73 W 41-13  
3/20 NJ 82-97 L 41-14

**2002-03 (0-2)**  
11/30 P 86-93 L 41-15  
12/11 NJ 104-105 L 41-16

**2003-04 (2-0)**  
11/28 P 97-93 W 42-16  
12/29 NJ 91-87 W 43-16

**2004-05 (1-1)**  
11/9 NJ 80-64 L 43-17  
11/28 P 83-71 W 44-17

**2005-06 (1-1)**  
1/27 P 88-83 L 45-17  
3/15 NJ 65-78 L 45-18

**2006-07 (2-0)**  
11/18 NJ 86-68 W 46-18  
11/22 P 100-97 W 47-18

**2007-08 (1-1)**  
11/21 P 101-106 L 47-19  
1/14 NJ 99-73 W 48-19

**2008-09 (2-0)**  
1/15 NJ 105-99 W 49-19  
3/13 P 109-100 W 50-19

**2009-10 (2-0)**  
11/25 P 93-83 W 51-19  
2/23 NJ 102-93 W 52-19

**2010-11 (1-1)**  
11/28 NJ 96-98 L 52-20  
1/15 P 96-89 W 53-20

**2011-12 (1-0)**  
4/4 P 101-88 W 54-20

**2012-13 (0-2)**  
11/25 B 85-98 L 54-21  
3/27 P 93-111 L 54-22

**2013-14 (2-0)**  
11/18 B 108-98 W 55-22  
2/26 P 124-80 W 56-22

**2014-15 (1-1)**  
11/15 P 97-87 W 57-22  
4/6 B 96-106 L 57-23

**2015-16 (2-0)**  
1/15 B 116-104 W 58-23  
2/23 P 112-104 W 59-23

**2016-17 (2-0)**  
11/20 B 129-109 W 60-23  
3/4 P 130-116 W 61-23

\* Overtime periods  
NY---New York Nets  
NJ---New Jersey Nets

## SERIES HISTORY AND HIGHLIGHTS

**All-time series record:** Trail Blazers lead, 61-23

**In Portland:** Trail Blazers lead, 36-6

**At the Nets:** Trail Blazers lead, 25-17 *(Includes games played in New York and New Jersey)*

**In Brooklyn only:** Trail Blazers lead, 3-2

**Longest Win Streaks:** Trail Blazers (11), Nets (3)

**Biggest Trail Blazers Win:** 44 points, 124-80, 2/26/14

**Biggest Nets Win:** 20 points, 104-84, 11/7/95

**Most Points, Trail Blazers:** 131-103, 3/25/77

**Fewest Points, Trail Blazers:** 60-64, 11/9/04

**Most Points, Nets:** 123-113, 2/20/81 (OT); 118-105, 12/2/80; 118-107, 12/7/85; 118-123, 3/4/97

**Fewest Points, Nets:** 64-60, 11/9/04

**Overtime Games:** (4) Trail Blazers 3, Nets 1

**Individual Bests, Trail Blazers:**

**Points:** 36---Clyde Drexler, 1/14/90; 36---Damian Lillard, 4/6/15

**Rebounds:** 18---Maurice Lucas, 10/23/76; 18---Kenny Carr, 1/9/87 (OT)

**Assists:** 14---Kenny Anderson, 3/4/97

**Individual Bests, Nets:**

**Points:** 38---Otis Birdsong, 12/3/83 (OT); 35---Vince Carter, 11/22/06

**Rebounds:** 26---Reggie Evans, 3/27/13

**Assists:** 14---Kenny Anderson, 1/25/94; 14---Jason Kidd, 11/22/06

# CHARLOTTE HORNETS

333 E. Trade St.  
Charlotte, NC 28202  
(704) 688-8600  
Spectrum Center (19,077)



**Steve Clifford**  
Head Coach  
5th year

All-time vs. Portland: 3-5 (.375)

**Vice President, Communications**.....Mike Cristaldi  
**Radio** .....Steve Martin, Matt Carroll  
**Television** .....Eric Collins, Dell Curry, Stephanie Ready

**Assistant Coaches** .....Pat Delany, Steve Hetzel, Mike Batiste, Eddie Jordan, Bruce Kruetzer  
**Head Athletic Trainer** .....Steve Stricker

## 2016-17 Results

### Series tied, 1-1

1/18 at CHA - Charlotte 107, Portland 85

1/31 at POR - Portland 115, Charlotte 98

## 2017-18 Matchups

Saturday, Dec. 16 - at Charlotte (4:00 p.m.)

**Thursday, Feb. 8 - at Portland (7:00 p.m.)**

\*All Times Pacific

## 2016-17 TRAIL BLAZERS vs. HORNETS

Player	G	S	Min.	FG	FGA	Pct.	3FG	3At	Pct.	FT	FTA	Pct.	Off	Def	RB	Ast.	PF	St	TO	Bl	Pts.	Avg.
Lillard	2	2	66	17	36	.472	4	11	.364	10	10	1.000	1	10	11	10	3	2	4	1	48	24.0
McCullum	2	2	59	14	32	.438	4	10	.400	4	4	1.000	0	4	4	5	4	7	5	1	36	18.0
Crabbe	2	0	47	7	17	.412	4	9	.444	8	8	1.000	0	5	5	0	2	1	0	1	26	13.0
Harkless	2	1	56	9	20	.450	1	6	.167	0	0	---	3	3	6	6	2	1	1	1	19	9.5
Leonard	2	0	42	6	19	.316	3	9	.333	2	2	1.000	1	6	7	5	5	0	1	2	17	8.5
Plumlee	2	2	53	5	9	.556	0	0	---	5	8	.625	6	15	21	3	2	2	4	3	15	7.5
Aminu	2	1	58	5	15	.333	2	9	.222	2	2	1.000	2	15	17	5	3	3	4	2	14	7.0
Turner	2	1	42	6	15	.400	0	5	.000	0	0	---	2	8	10	5	3	2	2	0	12	6.0
Vonleh	2	1	38	4	19	.211	0	0	---	0	0	---	10	7	17	0	4	0	1	2	8	4.0
Connaughton	2	0	8	2	3	.667	1	2	.500	0	0	---	1	1	2	1	0	0	0	0	5	2.5
Layman	1	0	4	0	0	---	0	0	---	0	0	---	0	0	0	1	0	0	0	1	0	0.0
Napier	2	0	8	0	2	.000	0	1	.000	0	0	---	0	1	1	0	1	0	1	0	0	0.0
<b>Portland</b>	<b>2</b>	<b>-</b>	<b>480</b>	<b>75</b>	<b>187</b>	<b>.401</b>	<b>19</b>	<b>62</b>	<b>.306</b>	<b>31</b>	<b>34</b>	<b>.912</b>	<b>26</b>	<b>75</b>	<b>101</b>	<b>41</b>	<b>29</b>	<b>18</b>	<b>24</b>	<b>14</b>	<b>200</b>	<b>100.0</b>

## 2016-17 HORNETS vs. TRAIL BLAZERS

Player	G	S	Min.	FG	FGA	Pct.	3FG	3At	Pct.	FT	FTA	Pct.	Off	Def	RB	Ast.	PF	St	TO	Bl	Pts.	Avg.
Walker	2	2	64	16	32	.500	7	15	.467	6	8	.750	0	5	5	10	1	5	3	0	45	22.5
Batum	2	2	68	12	27	.444	5	11	.455	6	8	.750	0	15	15	13	0	0	9	1	35	17.5
Kaminsky	2	0	49	8	20	.400	3	10	.300	2	3	.667	0	4	4	2	4	3	2	0	21	10.5
Belinelli	2	0	48	8	14	.571	1	2	.500	2	2	1.000	0	6	6	4	3	1	2	0	19	9.5
Hibbert	2	1	35	8	11	.727	0	0	---	2	2	1.000	3	10	13	0	3	0	0	4	18	9.0
Williams	2	2	57	6	18	.333	3	11	.273	3	3	1.000	2	12	14	2	1	2	0	3	18	9.0
Hawes	1	0	16	4	9	.444	0	2	.000	0	0	---	1	3	4	2	1	0	0	0	8	8.0
Kidd-Gilchrist	2	2	55	4	12	.333	0	0	---	6	8	.750	1	9	10	6	6	1	1	3	14	7.0
Zeller	1	1	25	3	7	.429	0	0	---	0	0	---	3	7	10	0	4	0	2	1	6	6.0
Sessions	2	0	31	2	10	.200	0	1	.000	6	6	1.000	0	5	5	7	2	1	2	0	10	5.0
Roberts	2	0	10	2	3	.667	2	2	1.000	2	2	1.000	0	1	1	1	1	1	0	0	8	4.0
Lamb	1	0	6	1	4	.250	1	2	.500	0	0	---	0	2	2	0	0	0	0	0	3	3.0
Graham	2	0	10	0	2	.000	0	0	---	0	0	---	0	2	2	0	0	0	0	0	3	3.0
Wood	1	0	6	0	1	.000	0	1	.000	0	0	---	0	3	3	1	0	0	0	1	0	0.0
<b>Charlotte</b>	<b>2</b>	<b>-</b>	<b>480</b>	<b>74</b>	<b>170</b>	<b>.435</b>	<b>22</b>	<b>57</b>	<b>.386</b>	<b>35</b>	<b>42</b>	<b>.833</b>	<b>11</b>	<b>82</b>	<b>93</b>	<b>48</b>	<b>26</b>	<b>14</b>	<b>22</b>	<b>13</b>	<b>205</b>	<b>102.5</b>

## TRAIL BLAZERS CONNECTIONS

- Trail Blazers forward **Noah Vonleh** (2014) averaged 3.3 points and 3.4 rebounds in 25 games with Charlotte as a rookie in 2014-15.
- Hornets forward Nicolas Batum spent his first seven NBA seasons with Portland, averaging 11.2 points 5.1 rebounds and 3.0 assists.

## ALL-TIME TRAIL BLAZERS VS. HORNETS

### 1988-89 (2-0)

1/30 P 130-118 W 1-0  
4/1 C 125-121\* W 2-0

### 1989-90 (4-0)

12/7 C 96-86 W 3-0  
1/21 P 115-100 W 4-0  
2/20 C 104-94 W 5-0  
3/16 P 124-109 W 6-0

### 1990-91 (2-0)

12/27 C 105-96 W 7-0  
3/24 P 117-102 W 8-0

### 1991-92 (2-0)

1/11 C 115-93 W 9-0  
1/17 P 121-114 W 10-0

### 1992-93 (1-1)

3/5 P 92-94 L 10-1  
3/28 C 121-114 W 11-1

### 1993-94 (2-0)

1/6 C 116-110 W 12-1  
1/16 P 106-101 W 13-1

### 1994-95 (0-2)

1/4 C 106-118 L 13-2  
3/2 P 99-109 L 13-3

### 1995-96 (1-1)

12/14 P 116-109 W 14-3  
12/29 C 99-102 L 14-4

### 1996-97 (2-0)

12/6 P 97-93 W 15-4  
3/26 C 88-87 W 16-4

### 1997-98 (0-2)

11/19 C 92-106 L 16-5  
1/7 P 89-91 L 16-6

### 1998-99 (0-1)

2/26 C 95-97 L 16-7

### 1999-2000 (2-0)

11/20 C 100-96\* W 17-7  
12/1 P 94-90 W 18-7

### 2000-01 (2-0)

1/1 P 89-67 W 19-7  
1/11 C 83-70 W 20-7

### 2001-02 (1-1)

11/17 C 97-87 W 21-7  
12/6 P 89-95 L 21-8

### 2004-05 (2-0)

2/4 P 101-89 W 22-8  
2/14 C 80-77 W 23-8

### 2005-06 (1-1)

2/13 C 91-83 W 24-8  
2/22 P 106-110 L 24-9

### 2006-07 (2-0)

2/9 C 108-100\* W 25-9  
3/1 P 127-90 W 26-9

### 2007-08 (0-2)

11/19 C 92-101 L 26-10  
3/29 P 85-93 L 26-11

### 2008-09 (1-1)

1/17 C 97-102\* L 26-12  
1/28 P 88-74 W 27-12

### 2009-10 (2-0)

11/14 C 80-74 W 28-12  
2/1 P 98-79 W 29-12

### 2010-11 (1-1)

3/5 P 93-69 W 30-12  
3/11 C 92-97 L 30-13

### 2011-12 (1-0)

2/1 P 112-68 W 31-13

### 2012-13 (2-0)

12/3 C 118-112\* W 32-13  
3/4 P 122-105 W 33-13

### 2013-14 (1-1)

1/2 P 134-104 W 34-13  
3/22 C 94-124 L 34-14

### 2014-15 (2-0)

11/11 P 102-100 W 35-14  
11/26 C 105-97 W 36-14

### 2015-16 (2-0)

11/15 C 94-106 L 36-15  
1/29 P 109-91 W 37-15

### 2016-17 (1-1)

1/18 C 85-107 L 37-16  
1/31 P 115-98 W 38-16

\* Overtime periods

From 2004-05 to 2013-14, Charlotte's team name was the Bobcats.

## SERIES HISTORY AND HIGHLIGHTS

**All-time series record:** Trail Blazers lead, 38-16

**In Portland:** Trail Blazers lead, 21-6

**In Charlotte:** Trail Blazers lead, 17-10

**Longest Win Streaks:** Trail Blazers (10), Hornets (3-twice)

**Biggest Trail Blazers Win:** 44 points, 112-68, 2/1/12

**Biggest Hornets Win:** 30 points, 124-94, 3/22/14

**Most Points, Trail Blazers:** 134-104, 1/2/14

**Fewest Points, Trail Blazers:** 80-74, 11/14/09; 80-77, 2/14/05

**Most Points, Hornets:** 124-94, 3/22/14

**Fewest Points, Hornets:** 67-89, 1/1/01

**Overtime Games:** (5) Trail Blazers 4, Hornets 1

**Individual Bests, Trail Blazers:**

**Points:** 40---Zach Randolph, 2/9/07 (OT); 32---Clyde Drexler, 1/30/89

**Rebounds:** 19---Chris Dudley, 12/14/95

**Assists:** 16---Rod Strickland, 12/29/95

**Individual Bests, Hornets:**

**Points:** 38---Kelly Tripucka, 4/1/89 (OT); 33---Glen Rice, 12/14/95 and 3/26/97

**Rebounds:** 18---Primož Brezec, 2/14/05

**Assists:** 18---Muggsy Bogues, 1/6/94

# CHICAGO BULLS

1901 W. Madison St.  
Chicago, IL 60612  
(312) 455-4000  
United Center (20,917)



**Fred Hoiberg**  
Head Coach  
3rd year

All-time vs. Portland: 2-2 (.500)

**Sr. Director, Public and Media Relations** ..... Tim Hallam  
**Radio** ..... Chuck Swirsky, Bill Wennington, Steve Kashul  
**Spanish Radio** ..... Omar Ramos, Matt Moreno  
**Television** ..... Neil Funk, Stacey King

**Assistant Coaches** ..... Jim Boylen, Pete Myers,  
Randy Brown, Mike Wilhelm, Nate Loenser  
**Head Athletic Trainer** ..... Jeff Tanaka

## 2016-17 Results

### Series tied, 1-1

11/15 at POR - Chicago 113, Portland 88  
12/5 at CHI - Portland 112, Chicago 110

## 2017-18 Matchups

Monday, Jan. 1 - at Chicago (5:00 p.m.)

**Wednesday, Jan 31 - at Portland (7:00 p.m.)**

\*All Times Pacific

## 2016-17 TRAIL BLAZERS vs. BULLS

Player	G	S	Min.	FG	FGA	Pct.	3FG	3At	Pct.	FT	FTA	Pct.	Off	Def	RB	Ast.	PF	St	TO	Bl	Pts.	Avg.
Lillard	2	2	73	18	46	.391	4	11	.364	9	9	1.000	1	7	8	11	3	3	3	3	49	24.5
McCollum	2	2	63	17	36	.472	7	13	.538	0	0	---	2	4	6	8	5	1	5	0	41	20.5
Crabbe	2	0	66	13	27	.481	4	11	.364	2	2	1.000	3	6	9	2	4	3	0	1	32	16.0
Plumlee	2	2	45	7	16	.438	0	0	---	5	8	.625	5	6	11	6	2	3	2	3	19	9.5
Turner	2	0	49	8	15	.533	0	3	.000	2	2	1.000	0	6	6	5	3	0	2	0	18	9.0
Harkless	2	2	60	6	20	.300	2	8	.250	2	3	.667	7	10	17	3	8	4	2	2	16	8.0
Davis	2	1	49	6	8	.750	0	0	---	2	5	.400	6	10	16	0	10	1	2	1	14	7.0
Aminu	1	0	17	1	3	.333	0	0	---	1	4	.250	0	3	3	2	2	1	0	1	3	3.0
Connaughton	1	0	9	1	1	1.000	0	0	---	1	1	1.000	0	1	1	1	0	0	0	0	3	3.0
Napier	1	0	4	1	2	.500	1	1	1.000	0	2	.000	0	1	1	0	0	0	0	0	3	3.0
Leonard	2	1	28	1	9	.111	0	7	.000	0	0	---	0	4	4	2	7	0	3	1	2	1.0
Layman	1	0	4	0	2	.000	0	2	.000	0	0	---	0	0	0	0	0	1	0	0	0	0.0
Quarterman	1	0	4	0	0	---	0	0	---	0	0	---	0	0	0	2	0	0	0	0	0	0.0
Vonleh	1	0	10	0	3	.000	0	2	.000	0	0	---	1	4	5	0	1	0	1	0	0	0.0
Portland	2	-	480	79	188	.420	18	58	.310	24	36	.667	25	62	87	42	45	17	21	12	200	100.0

## 2016-17 BULLS vs. TRAIL BLAZERS

Player	G	S	Min.	FG	FGA	Pct.	3FG	3At	Pct.	FT	FTA	Pct.	Off	Def	RB	Ast.	PF	St	TO	Bl	Pts.	Avg.
Butler	2	2	71	17	32	.531	3	5	.600	16	16	1.000	5	14	19	10	3	1	6	2	53	26.5
Wade	2	2	67	19	41	.463	1	3	.333	14	18	.778	4	5	9	8	5	3	5	2	53	26.5
Mirotic	2	0	46	7	14	.500	5	9	.556	7	8	.875	0	15	15	0	3	2	3	2	26	13.0
Grant	2	2	54	7	20	.350	3	9	.333	6	6	1.000	0	6	6	3	5	6	1	0	23	11.5
Gibson	2	2	57	8	15	.533	0	0	---	4	6	.667	6	11	17	1	3	0	4	5	20	10.0
Lopez	2	2	63	8	21	.381	0	1	.000	4	5	.800	10	15	25	3	2	0	1	3	20	10.0
Canaan	2	0	53	6	17	.353	1	7	.143	5	5	1.000	3	2	5	2	6	2	2	0	18	9.0
Portis	2	0	20	2	5	.400	1	1	1.000	1	2	.500	3	4	7	3	2	1	2	1	6	3.0
Felicio	1	0	4	1	4	.250	0	0	---	0	0	---	3	2	5	0	1	0	0	0	2	2.0
Valentine	2	0	38	1	8	.125	0	6	.000	0	0	---	0	8	8	2	5	0	1	0	2	1.0
Hunter	1	0	4	0	1	.000	0	1	.000	0	0	---	0	0	0	0	0	0	0	0	0	0.0
Zipster	1	0	4	0	3	.000	0	1	.000	0	0	---	0	1	1	0	1	0	0	0	0	0.0
Chicago	2	-	480	76	181	.420	14	43	.326	57	66	.864	34	83	117	32	36	15	25	15	223	111.5

## TRAIL BLAZERS CONNECTIONS

- Chicago center Robin Lopez averaged 10.5 points and 7.8 rebounds in two seasons with Portland from 2013-2015.
- **Shabazz Napier** and Chicago guard Dwyane Wade were teammates on the Miami Heat during the 2014-15 season.

# ALL-TIME TRAIL BLAZERS VS. BULLS

## 1970-71 (1-3)

10/25	P	116-131	L	0-1
1/2	P	113-136	L	0-2
1/8	Chi	113-105	W	1-3
1/19	Chi	111-123	L	1-3

## 1971-72 (0-6)

10/26	P	111-123	L	1-4
11/23	Chi	94-130	L	1-5
12/25	P	88-109	L	1-6
12/30	Chi	92-117	L	1-7
1/15	Chi	100-120	L	1-8
2/29	P	92-116	L	1-9

## 1972-73 (1-5)

10/27	P	95-118	L	1-10
12/19	Chi	109-102	W	2-10
12/22	P	97-127	L	2-11
1/16	Chi	89-100	L	2-12
2/27	P	110-125	L	2-13
3/20	Chi	109-123	L	2-14

## 1973-74 (2-4)

11/10	P	104-106	L	2-15
11/20	Chi	101-106	L	2-16
12/30	P	99-92	W	3-16
1/20	Chi	97-99	L	3-17
2/22	Chi	100-117	L	3-18
3/1	P	95-91	W	4-18

## 1974-75 (2-2)

11/19	P	98-92*	W	5-18
12/3	Chi	91-96	L	5-19
2/4	Chi	90-102	L	5-20
3/8	P	88-82	W	6-20

## 1975-76 (4-1)

11/14	P	93-89	W	7-20
12/6	Chi	90-77	W	8-20
2/20	Chi	74-130	L	8-21
3/2	P	116-105	W	9-21
4/9	P	100-88	W	10-21

## 1976-77 (4-0)

11/24	P	117-115*	W	11-21
12/28	Chi	84-79	W	12-21
1/18	P	89-82	W	13-21
2/18	Chi	90-87	W	14-21

## 1977-78 (3-1)

11/23	P	116-111	W	15-21
12/27	Chi	108-115	L	15-22
1/3	P	92-90	W	16-22
2/26	Chi	100-92	W	17-22

## 1978-79 (0-4)

10/15	P	97-108	L	17-23
11/24	P	99-100	L	17-24
12/8	Chi	99-100	L	17-25
2/20	Chi	97-99	L	17-26

## 1979-80 (3-3)

10/26	P	95-93	W	18-26
11/10	Chi	94-90	W	19-26
12/7	P	93-95	L	19-27
12/21	Chi	93-104	L	19-28
3/2	P	110-107	W	20-28
3/15	Chi	108-110	L	20-29

## 1980-81 (2-0)

12/5	P	116-115	W	21-29
1/16	Chi	113-112	W	22-29

## 1981-82 (1-1)

11/29	P	114-109	W	23-29
2/23	Chi	122-123	L	23-30

## 1982-83 (1-1)

2/8	Chi	109-83	W	24-30
3/18	P	101-117	L	24-31

## 1983-84 (0-2)

12/29	Chi	99-100	L	24-32
3/16	P	155-156***	L	24-33

## 1984-85 (1-1)

11/24	P	141-131	W	25-33
1/22	Chi	115-123	L	25-34

## 1985-86 (1-1)

11/29	P	102-107	W	26-34
2/21	Chi	96-108	L	26-35

## 1986-87 (1-1)

1/8	Chi	117-121	L	26-36
3/22	P	115-113	W	27-36

## 1987-88 (1-1)

2/26	Chi	104-96	W	28-36
4/1	P	101-116	L	28-37

## 1988-89 (0-2)

2/20	Chi	98-102	L	28-38
3/24	P	113-128	L	28-39

## 1989-90 (1-1)

1/21	P	121-110	W	29-39
2/23	Chi	102-113	L	29-40

## 1990-91 (2-0)

11/18	P	125-112	W	30-40
12/8	Chi	109-101	W	31-40

## 1991-92 (0-2)

11/29	P	114-116**	L	31-41
3/1	Chi	91-111	L	31-42

## 1992-93 (0-2)

12/4	Chi	99-111	L	31-43
2/7	P	91-101	L	31-44

## 1993-94 (2-0)

11/18	P	120-98	W	32-44
3/4	Chi	115-96	W	33-44

## 1994-95 (1-1)

2/8	P	116-103	W	34-44
3/6	Chi	83-103	L	34-45

## 1995-96 (0-2)

11/11	Chi	108-110	L	34-46
11/27	P	104-107	L	34-47

## 1996-97 (0-2)

2/4	P	84-88	L	34-48
2/22	Chi	89-116	L	34-49

## 1997-98 (1-1)

1/29	P	87-100	L	34-50
2/25	Chi	106-101	W	35-50

## 1998-99

Did not play each other

## 1999-2000 (2-0)

1/3	Chi	88-63	W	36-50
2/1	P	91-82	W	37-59

## 2000-01 (2-0)

1/23	Chi	104-100	W	38-50
1/30	P	92-81	W	39-50

## 2001-02 (2-0)

2/3	P	101-96	W	40-50
3/22	Chi	109-93	W	41-50

## 2002-03 (1-1)

12/31	Chi	87-102	L	41-51
1/31	P	107-94	W	42-51

## 2003-04 (2-0)

1/9	Chi	87-78	W	43-51
1/31	P	102-95*	W	44-51

## 2004-05 (0-2)

1/9	Chi	87-92	L	44-52
1/31	P	84-97	L	44-53

## 2005-06 (1-1)

11/16	P	96-93	W	45-53
3/14	Chi	66-95	L	45-54

## 2006-07 (0-2)

2/3	P	86-88	L	45-55
3/26	Chi	89-100	L	45-56

## 2007-08 (2-0)

1/3	Chi	115-109**	W	46-56
2/6	P	100-97	W	47-56

## 2008-09 (2-0)

11/19	P	116-74	W	48-56
1/12	Chi	109-95	W	49-56

## 2009-10 (1-1)

11/23	P	122-98	W	50-56
2/26	Chi	111-115*	L	50-57

## 2010-11 (1-1)

11/1	Chi	98-110	L	50-58
2/7	P	109-103	W	51-58

## 2011-12 (1-0)

3/16	Chi	100-89	W	52-58
------	-----	--------	---	-------

## 2012-13 (2-0)

11/18	P	102-94	W	53-58
3/21	Chi	99-89	W	54-58

## 2013-14 (2-0)

11/22	P	98-95	W	55-58
3/28	Chi	91-74	W	56-58

## 2014-15 (1-1)

11/21	P	105-87	W	57-58
12/12	Chi	106-115	L	57-59

## 2015-16 (1-1)

11/24	P	88-93	L	57-60
2/27	Chi	103-95	W	58-60

## 2016-17 (1-1)

11/15	P	88-113	L	58-61
12/5	Chi	112-110	W	59-61

\* Overtime periods

## SERIES HISTORY AND HIGHLIGHTS

**All-time series record:** Bulls lead, 61-59

**In Portland:** Trail Blazers lead, 35-25

**In Chicago:** Bulls lead, 36-24

**Longest Win Streaks:** Trail Blazers (7-three times), Bulls (8)

**Biggest Trail Blazers Win:** 42 points, 116-74, 11/19/08

**Biggest Bulls Win:** 56 points, 130-74, 2/20/76

**Most Points, Trail Blazers:** 155-156, 3/16/84 (4OT); 141-131, 11/24/84

**Fewest Points, Trail Blazers:** 66-95, 3/14/06

**Most Points, Bulls:** 156-155, 3/16/84 (4OT); 136-113, 1/2/71

**Fewest Points, Bulls:** 63-88, 1/3/00 (*Ties all-time low point total by Trail Blazers opponent*)

**Overtime Games:** (7) Trail Blazers 4, Bulls 3

**Individual Bests, Trail Blazers:**

**Points:** 42---Clyde Drexler, 2/26/88; 42---LaMarcus Aldridge, 2/7/11

**Rebounds:** 22---Sidney Wicks, 12/19/72; 22---Bill Walton, 12/6/75

**Assists:** 15---Kelvin Ransey, 2/23/82; 15---Darnell Valentine, 1/22/85;

15---Terry Porter, 11/29/91 (OT)

**Individual Bests, Bulls:**

**Points:** 53---Michael Jordan, 1/8/87

**Rebounds:** 20---Tom Boerwinkle, 12/30/71; 20---Clifford Ray, 12/30/71;

20---Nate Thurmond, 2/4/75; 20---Mickey Johnson, 2/26/78; 20---Dennis Rodman, 1/29/98

**Assists:** 17---Michael Jordan, 3/24/89 (*Jordan's career high*)

# CLEVELAND CAVALIERS

One Center Court  
Cleveland, OH 44115  
(216) 420-2000  
Quicken Loans Arena (20,562)



**Tyrone Lue**  
Head Coach  
3rd year

All-time vs. Portland: 1-1 (.500)

**Sr. Vice President, Communications**.....Tad Carper  
**Radio**.....John Michael, Jim Chones, Mike Snyder  
**Television**.....Fred McLeod, Austin Carr, Allie Clifton

**Assistant Coaches**.....Larry Drew, Jim Boylan, Mike Longabardi, James Posey, Damon Jones, Phil Handy  
**Head Athletic Trainer**.....Stephen Spiro

## 2016-17 Results

### Series tied, 1-1

11/23 at CLE - Cleveland 137, Portland 125  
1/11 at POR - Portland 102, Cleveland 86

## 2017-18 Matchups

Tuesday, Jan. 2 - at Cleveland (4:00 p.m.)

**Thursday, March 15 - at Portland (7:00 p.m.)**

\*All Times Pacific

## 2016-17 TRAIL BLAZERS vs. CAVALIERS

Player	G	S	Min.	FG	FGA	Pct.	3FG	3At	Pct.	FT	FTA	Pct.	Off	Def	RB	Ast.	PF	St	TO	Bl	Pts.	Avg
Lillard	2	2	69	18	36	.500	6	11	.545	12	12	1.000	0	10	10	14	5	0	3	0	54	27.0
McCollum	2	2	65	16	32	.500	6	14	.429	2	2	1.000	0	5	5	4	5	2	2	4	40	20.0
Crabbe	2	0	54	10	17	.588	3	7	.429	3	4	.750	1	8	9	3	1	1	0	0	26	13.0
Harkless	2	2	65	9	20	.450	2	7	.286	4	4	1.000	6	6	12	5	9	3	0	1	24	12.0
Plumlee	2	2	47	11	16	.688	0	0	---	1	4	.250	3	6	9	7	3	1	0	3	23	11.5
Aminu	1	1	31	5	16	.313	0	5	.000	1	1	1.000	5	7	12	2	1	0	2	1	11	11.0
Turner	2	0	62	8	20	.400	2	6	.333	1	1	1.000	1	8	9	14	4	3	6	2	19	9.5
Leonard	1	0	8	2	4	.500	1	1	1.000	0	0	---	1	2	3	0	2	0	1	1	5	5.0
Davis	2	1	34	3	7	.429	0	0	---	2	2	1.000	2	7	9	5	7	0	3	0	8	4.0
Connaughton	2	0	8	3	4	.750	1	1	1.000	0	0	---	1	1	2	0	0	1	0	0	7	3.5
Quarterman	1	0	4	1	1	1.000	1	1	1.000	0	0	---	0	0	0	0	0	0	2	3	3.0	
Napier	2	0	8	1	5	.200	1	3	.333	1	1	1.000	0	0	0	2	0	0	0	0	4	2.0
Vonleh	2	0	17	0	3	.000	0	1	.000	2	2	1.000	2	6	8	0	2	0	1	1	2	1.0
Layman	2	0	8	0	2	.000	0	2	.000	1	2	.500	0	1	1	0	1	1	0	0	1	0.5
Portland	2	-	480	87	183	.475	23	59	.390	30	35	.857	22	67	89	56	40	12	21	15	227	113.5

## 2016-17 CAVALIERS vs. TRAIL BLAZERS

Player	G	S	Min.	FG	FGA	Pct.	3FG	3At	Pct.	FT	FTA	Pct.	Off	Def	RB	Ast.	PF	St	TO	Bl	Pts.	Avg.
Love	2	2	60	17	35	.486	11	21	.524	12	12	1.000	4	12	16	4	2	1	2	1	57	28.5
James	2	2	68	16	33	.485	4	8	.500	15	17	.882	2	19	21	17	1	4	8	1	51	25.5
Irving	2	2	65	12	31	.387	4	8	.500	3	4	.750	3	2	5	7	4	3	6	0	31	15.5
Frye	2	0	26	5	12	.417	5	7	.714	3	4	.750	4	4	8	1	3	0	1	2	18	9.0
Smith	1	1	27	3	3	1.000	2	2	1.000	0	0	---	1	1	2	0	3	0	1	0	8	8.0
Thompson	2	2	55	6	9	.667	0	0	---	3	8	.375	6	10	16	3	3	0	3	2	15	7.5
Shumpert	2	0	42	5	9	.556	2	4	.500	0	2	.000	1	3	4	4	7	0	1	0	12	6.0
R. Jefferson	2	0	39	4	6	.667	0	2	.000	1	1	1.000	0	3	3	4	3	0	0	0	9	4.5
McRae	2	0	21	3	11	.273	1	3	.333	0	0	---	1	3	4	0	2	1	1	0	7	3.5
J. Jones	2	0	11	1	2	.500	1	2	.500	2	2	1.000	0	3	3	0	0	0	0	0	5	2.5
Andersen	1	0	4	1	3	.333	0	1	.000	0	0	---	0	1	1	0	0	0	0	1	2	2.0
Felder	1	0	13	0	6	.000	0	1	.000	2	4	.500	0	2	2	3	2	1	0	0	2	2.0
Korver	1	0	25	1	5	.200	0	3	.000	0	0	---	0	2	2	1	3	0	1	0	2	2.0
Liggins	2	1	22	2	7	.286	0	4	.000	0	1	.000	0	2	2	0	2	1	1	1	4	2.0
<b>Cleveland</b>	<b>2</b>	<b>-</b>	<b>480</b>	<b>76</b>	<b>172</b>	<b>.442</b>	<b>30</b>	<b>66</b>	<b>.455</b>	<b>41</b>	<b>55</b>	<b>.745</b>	<b>22</b>	<b>67</b>	<b>89</b>	<b>44</b>	<b>35</b>	<b>11</b>	<b>27</b>	<b>8</b>	<b>223</b>	<b>111.5</b>

## TRAIL BLAZERS CONNECTIONS

- Cleveland forward Channing Frye played in 141 games over two seasons with the Trail Blazers from 2007-09 and averaged 5.6 points and 3.5 rebounds per contest.
- **Ed Davis** and Cleveland guard Jose Calderon were teammates on the Toronto Raptors for two-plus seasons from 2010-12.

# ALL-TIME TRAIL BLAZERS VS. CAVALIERS

## 1970-71 (9-3)

10/16	P	115-112	W	1-0
10/20	P	120-98	W	2-0
11/12	P	103-105	L	2-1
11/14	P	126-116	W	3-1
11/26	C	111-102	W	4-1
12/9	C	109-102	W	5-1
1/4	C	119-106	W	6-1
1/27	C	104-118	L	6-2
2/7	P	112-103	W	7-2
2/21	P	123-105	W	8-2
3/21	C	113-110	W	9-2
3/23	C	114-122	L	9-3

## 1971-72 (2-4)

11/7	C	99-120	L	9-4
11/12	P	104-106	L	9-5
11/19	P	118-105	W	10-5
12/28	C	111-112	L	10-6
1/8	P	125-102	W	11-6
2/25	C	104-113	L	11-7

## 1972-73 (3-1)

11/14	P	100-91	W	12-7
11/26	C	105-102	W	13-7
2/23	C	102-121	L	13-8
3/2	P	106-92	W	14-8

## 1973-74 (0-4)

10/23	C	96-103	L	14-9
1/25	P	84-87	L	14-10
2/16	P	101-106	L	14-11
3/19	C	103-107	L	14-12

## 1974-75 (2-2)

10/18	P	131-129***	W	15-12
1/16	C	81-89	L	15-13
2/6	C	94-112	L	15-14
3/4	P	117-98	W	16-14

## 1975-76 (0-4)

11/15	P	95-99	L	16-15
12/2	C	80-91	L	16-16
2/19	C	94-112	L	16-17
3/5	P	101-113	L	16-18

## 1976-77 (2-2)

12/5	P	93-89	W	17-18
1/20	C	99-91	W	18-18
2/15	C	96-117	L	18-19
3/4	P	101-113	L	18-20

## 1977-78 (4-0)

11/19	P	109-67	W	19-20
12/6	C	116-94	W	20-20
2/9	C	94-88	W	21-20
3/4	P	105-100	W	22-20

## 1978-79 (4-0)

11/12	P	98-91	W	23-20
11/30	C	97-96	W	24-20
1/4	P	106-102	W	25-20
3/29	C	120-103	W	26-20

## 1979-80 (2-0)

11/17	P	102-96	W	27-20
2/24	C	115-100	W	28-20

## 1980-81 (1-1)

11/2	P	102-96	W	29-20
1/20	C	94-99	L	29-21

## 1981-82 (1-1)

2/10	C	105-91	W	30-21
3/5	P	94-99	L	30-22

## 1982-83 (1-1)

11/21	P	129-79	W	31-22
2/27	C	92-98	L	31-23

## 1983-84 (1-1)

11/10	P	115-110	W	32-23
11/30	C	105-112	L	32-24

## 1984-85 (1-1)

11/27	C	115-106	W	33-24
3/1	P	103-111	L	33-25

## 1985-86 (2-0)

11/10	P	110-107	W	34-25
1/14	C	120-108	W	35-25

## 1986-87 (1-1)

11/26	C	114-118	L	35-26
3/3	P	127-122	W	36-26

## 1987-88 (1-1)

12/26	C	117-120	L	36-27
2/29	P	107-94	W	37-27

## 1988-89 (1-1)

2/24	C	91-128	L	37-38
3/12	P	123-110	W	38-28

## 1989-90 (1-1)

2/21	C	109-121	L	38-29
2/27	P	118-105	W	39-29

## 1990-91 (2-0)

12/29	C	120-114	W	40-29
3/11	P	104-96	W	41-29

## 1991-92 (2-0)

11/1	P	117-106	W	42-29
1/14	C	121-114	W	43-29

## 1992-93 (2-0)

11/13	P	123-104	W	44-29
12/4	C	96-94	W	45-29

## 1993-94 (0-2)

11/16	P	96-101	L	45-30
12/7	C	87-77	L	45-31

## 1994-95 (1-1)

11/17	P	80-81	L	45-32
1/27	C	87-77	W	46-32

## 1995-96 (1-1)

12/30	C	121-124**	L	46-33
1/21	P	88-81	W	47-33

## 1996-97 (1-1)

11/13	C	70-81	L	47-34
3/14	P	96-73	W	48-34

## 1997-98 (1-1)

1/20	C	86-84	W	49-34
3/17	P	82-96	L	49-35

## 1998-99

Did not play each other

## 1999-2000 (1-1)

11/23	C	100-103	L	49-36
1/12	P	95-75	W	50-36

## 2000-01 (1-1)

1/16	P	103-83	W	51-36
1/22	C	58-84	L	51-37

## 2001-02 (2-0)

1/7	C	98-72	W	52-37
1/13	P	96-64	W	53-37

## 2002-03 (2-0)

1/13	P	118-94	W	54-37
2/2	C	114-95	W	55-37

## 2003-04 (1-1)

11/1	P	104-85	W	56-37
12/28	C	74-86	L	56-38

## 2004-05 (0-2)

11/1	C	88-112	L	56-39
12/28	P	83-92	L	56-40

## 2005-06 (1-1)

1/15	P	89-87	W	57-40
3/17	C	84-99	L	57-41

## 2006-07 (1-1)

11/15	C	87-100	L	57-42
1/17	P	94-76	W	58-42

## 2007-08 (0-2)

1/30	P	83-84	L	58-43
3/10	C	80-88	L	58-44

## 2008-09 (0-2)

1/21	P	96-104	L	58-45
3/19	C	92-97*	L	58-46

## 2009-10 (0-2)

12/11	C	99-104	L	58-47
1/10	P	94-106	L	58-48

## 2010-11 (2-0)

2/5	C	111-105	W	59-48
3/17	P	111-70	W	60-48

## 2011-12 (1-0)

1/8	P	98-78	W	61-48
-----	---	-------	---	-------

## 2012-13 (1-1)

12/1	C	118-117**	W	62-48
1/16	P	88-93	L	62-49

## 2013-14 (2-0)

12/17	C	119-116	W	63-49
1/15	P	108-96	W	64-49

## 2014-15 (1-1)

1/14	P	101-82	W	65-49
1/28	C	94-99	L	65-50

## 2015-16 (1-1)

12/8	C	100-105	L	65-51
12/26	P	105-76	W	66-51

## 2016-17 (1-1)

11/23	C	125-137	L	67-51
1/11	P	102-86	W	67-52

\* Overtime periods

## SERIES HISTORY AND HIGHLIGHTS

**All-time series record:** Trail Blazers lead, 67-52

**In Portland:** Trail Blazers lead, 42-18

**In Cleveland:** Cavaliers lead, 34-25

**Longest Win Streaks:** Trail Blazers (11), Cavaliers (6)

**Biggest Trail Blazers Win:** 50 points, 129-79, 11/21/82 (*Trail Blazers' largest win margin in franchise history*)

**Biggest Cavaliers Win:** 37 points, 128-91, 2/24/89

**Most Points, Trail Blazers:** 131-129, 10/18/74 (4OT); 129-79, 11/21/82

**Fewest Points, Trail Blazers:** 58-84, 1/22/01 (*All-time low franchise point total*)

**Most Points, Cavaliers:** 137-125, 11/23/16

**Fewest Points, Cavaliers:** 64-96, 1/13/02

**Overtime Games:** (4) Trail Blazers 2, Cavaliers 2

**Individual Bests, Trail Blazers:**

**Points:** 40---Steve Johnson, 11/26/86; **40---Damian Lillard, 11/23/16**

**Rebounds:** 24---Bill Walton, 10/18/74 (4OT); 22---LeRoy Ellis, 10/16/70

**Assists:** 17---Rick Adelman, 11/19/71

**Individual Bests, Cavaliers:**

**Points:** 43---Bobby Phills, 12/30/95 (2OT); 55---Kyrie Irving, 1/28/15

**Rebounds:** 23---Rick Roberson, 11/7/71; 23---Clifford Robinson, 2/27/83

**Assists:** 20---Bob Washington, 11/7/71



# DALLAS MAVERICKS

2500 Victory Ave.  
Dallas, TX 75219  
(214) 665-4660  
American Airlines Center (19,200)



**Rick Carlisle**  
Head Coach  
10th year

All-time vs. Portland: 26-18 (.591)

**Vice President, Basketball Communications.** Sarah Melton  
**Radio/Spanish.** Chuck Cooperstein, Brad Davis/Victor Villalba  
**Television** ..... Mark Followill, Derek Harper, Jeff Wade

**Assistant Coaches** ..... Melvin Hunt, Kaleb Canales,  
Jamahl Mosley, Darrell Armstrong, Larry Shyatt  
**Head Athletic Trainer** ..... Casey Smith

## 2016-17 Results

### Series tied, 2-2

11/4 at DAL - Portland 105, Dallas 95  
12/21 at POR - Dallas 95, Portland 96  
2/3 at POR - Dallas 104, Portland 108  
2/7 at DAL - Portland 114, Dallas 113

## 2017-18 Matchups

### Saturday, Jan. 20 - at Portland (7:00 p.m.)

Friday, Jan. 26 - at Dallas (5:30 p.m.)

Tuesday, April 3 - at Dallas (5:30 p.m.)

\*All Times Pacific

## 2016-17 TRAIL BLAZERS vs. MAVERICKS

Player	G	S	Min.	FG	FGA	Pct.	3FG	3At	Pct.	FT	FTA	Pct.	Off	Def	RB	Ast.	PF	St	TO	Bl	Pts.	Avg
Lillard	4	4	154	38	83	.458	14	32	.438	23	25	.920	3	18	21	20	12	3	11	1	113	28.3
McCullum	4	4	139	33	68	.485	5	20	.250	11	12	.917	5	11	16	13	18	1	8	3	82	20.5
Turner	3	2	80	15	32	.469	3	10	.300	7	7	1.000	0	13	13	7	2	1	10	0	40	13.3
Plumlee	4	4	121	18	24	.750	0	0	---	14	20	.700	10	25	35	10	10	7	7	3	50	12.5
Aminu	4	2	128	14	37	.378	10	23	.435	5	6	.833	5	30	35	7	6	4	3	2	43	10.8
Crabbe	4	0	114	9	28	.321	5	16	.313	4	4	1.000	0	12	12	4	14	4	5	1	27	6.8
Harkless	4	2	104	10	31	.323	2	11	.182	5	8	.625	8	10	18	4	8	2	3	3	27	6.8
Napier	2	0	25	4	8	.500	3	4	.750	2	2	1.000	1	2	3	3	3	1	0	0	13	6.5
Davis	4	0	62	7	9	.778	0	0	---	5	10	.500	11	9	20	1	9	1	4	0	19	4.8
Vonleh	2	2	30	2	5	.400	0	0	---	0	4	.000	3	8	11	0	2	0	3	0	4	2.0
Leonard	1	0	4	0	1	.000	0	0	---	0	0	---	0	0	0	0	1	0	1	0	0	0.0
<b>Portland</b>	<b>4</b>	<b>4</b>	<b>960</b>	<b>150</b>	<b>326</b>	<b>.460</b>	<b>42</b>	<b>116</b>	<b>.362</b>	<b>76</b>	<b>98</b>	<b>.776</b>	<b>46</b>	<b>138</b>	<b>184</b>	<b>69</b>	<b>85</b>	<b>24</b>	<b>55</b>	<b>13</b>	<b>418</b>	<b>104.5</b>

## 2016-17 MAVERICKS vs. TRAIL BLAZERS

Player	G	S	Min.	FG	FGA	Pct.	3FG	3At	Pct.	FT	FTA	Pct.	Off	Def	RB	Ast.	PF	St	TO	Bl	Pts.	Avg
Barnes	4	4	147	34	72	.472	3	12	.250	13	16	.813	3	26	29	2	9	3	4	0	84	21.0
Matthews	4	4	148	24	56	.429	8	22	.364	17	21	.810	1	11	12	12	15	4	7	0	73	18.3
Williams	2	2	69	13	31	.419	3	14	.214	6	7	.857	2	8	10	11	3	1	6	0	35	17.5
Ferrell	2	2	74	15	26	.577	10	15	.667	4	5	.800	0	4	4	7	6	1	4	0	44	22.0
Nowitzki	3	3	79	12	31	.387	7	12	.583	8	8	1.000	0	17	17	6	3	0	0	3	39	13.0
Barea	2	1	39	8	24	.333	5	10	.500	4	4	1.000	0	1	1	10	1	1	4	0	25	12.5
Curry	4	2	106	15	31	.484	7	16	.438	6	6	1.000	1	5	6	6	12	3	3	0	43	10.8
D. Harris	2	0	46	4	13	.308	2	7	.286	4	6	.667	0	10	10	3	3	2	1	0	14	7.0
Mejri	4	1	70	7	7	1.000	0	0	---	6	6	1.000	3	19	22	1	14	1	1	9	20	5.0
Powell	4	0	67	4	6	.667	0	0	---	11	15	.733	7	13	20	3	9	8	1	4	19	4.8
Anderson	2	0	21	3	6	.500	0	2	.000	0	0	---	1	2	3	0	2	0	0	1	6	3.0
Acy	1	0	11	1	3	.333	0	1	.000	0	0	---	1	2	3	0	2	0	1	0	2	2.0
Finney-Smith	4	1	82	2	11	.182	1	7	.143	3	4	.750	2	9	11	2	8	2	1	1	8	2.0
Brussino	1	0	1	0	0	---	0	0	---	0	0	---	0	0	0	0	0	0	0	0	0	0.0
Hammons	1	0	1	0	0	---	0	0	---	0	0	---	0	0	0	0	0	0	0	0	0	0.0
<b>Dallas</b>	<b>4</b>	<b>4</b>	<b>960</b>	<b>142</b>	<b>317</b>	<b>.448</b>	<b>46</b>	<b>118</b>	<b>.390</b>	<b>82</b>	<b>98</b>	<b>.837</b>	<b>21</b>	<b>127</b>	<b>148</b>	<b>63</b>	<b>87</b>	<b>26</b>	<b>38</b>	<b>18</b>	<b>412</b>	<b>103.0</b>

## TRAIL BLAZERS CONNECTIONS

- Trail Blazers Head Coach **Terry Stotts** helped lead Dallas to the 2011 NBA Championship in one of his four years as a Mavericks assistant coach from 2008-12.
- Dallas guard Wesley Matthews ranks second on Portland's all-time three-point list (826). He averaged 15.4 points on 39.4 percent 3-PT shooting in five seasons with the Trail Blazers from 2010-2015.

# ALL-TIME TRAIL BLAZERS VS. MAVERICKS

<b>1980-81 (4-1)</b>					<b>1988-89 (2-2)</b>					<b>1997-98 (4-0)</b>					<b>2007-08 (2-2)</b>				
10/24	P	120-105	W	1-0	1/15	D	108-111	L	21-20	11/8	D	101-94	W	50-27	11/10	P	91-82	W	66-49
11/14	D	106-113	L	1-1	2/7	P	134-125	W	22-20	11/17	P	120-75	W	51-27	11/30	D	80-91	L	66-50
11/23	P	116-96	W	2-1	3/2	D	92-99	L	22-21	4/3	P	109-102	W	52-27	2/13	D	76-96	W	66-51
3/15	P	135-110	W	3-1	3/20	P	112-91	W	23-21	4/7	D	99-91	W	53-27	4/12	P	108-105	W	67-51
3/27	D	123-109	W	4-1	<b>1989-90 (4-0)</b>					<b>1998-99 (3-0)</b>					<b>2008-09 (0-3)</b>				
<b>1981-82 (3-2)</b>					11/10	D	99-91	W	24-21	1/15	D	99-84	W	54-27	12/25	P	94-102	L	67-52
11/10	P	117-95	W	5-1	2/7	P	134-140***	W	25-21	2/15	D	106-85	W	55-27	2/4	D	99-104	L	67-53
12/19	D	95-102	L	5-2	2/3	P	131-100	W	26-21	4/17	D	102-92	W	56-27	3/11	P	89-93	L	67-54
1/16	D	110-103	W	6-2	4/13	P	124-92	W	27-21	<b>1999-2000 (2-2)</b>					<b>2009-10 (3-1)</b>				
3/10	D	102-104	L	6-3	<b>1990-91 (3-1)</b>					1/10	P	107-94	W	57-27	12/22	D	85-81	W	68-54
3/21	P	109-101	W	7-3	12/14	P	106-104	W	28-21	1/15	D	105-113	L	57-28	1/30	D	114-112*	W	69-54
<b>1982-83 (2-3)</b>					2/19	P	107-100	L	29-22	3/30	P	96-85	W	58-28	2/25	P	101-88	W	70-54
12/18	P	108-105	W	8-3	4/7	D	110-92	W	30-22	4/11	D	81-92	L	58-29	4/9	P	77-83	L	70-55
1/20	D	112-121	L	8-4	<b>1991-92 (4-0)</b>					<b>2000-01 (2-2)</b>					<b>2010-11 (2-2)</b>				
2/6	P	105-112	L	8-5	12/26	P	113-88	W	31-22	11/30	P	95-84	W	59-29	12/15	D	98-103	L	70-56
2/25	D	117-133	L	8-6	2/6	D	103-98	W	32-22	12/20	D	101-106	L	59-30	1/4	D	81-84	L	70-57
4/2	P	110-98	W	9-6	3/24	P	109-83	W	33-22	3/28	P	84-94	L	60-31	3/15	P	104-101	W	71-57
<b>1983-84 (3-2)</b>					4/15	D	100-94	W	34-22	<b>2001-02 (2-2)</b>					4/3	P	104-96	W	72-57
11/2	D	117-123	L	9-7	<b>1992-93 (4-0)</b>					12/11	D	103-105	L	60-32	<b>2011-12 (1-2)</b>				
1/13	D	110-113	L	9-8	12/30	P	111-92	W	35-22	2/13	P	114-103	W	61-32	2/11	D	94-97**	L	72-58
1/17	P	121-114	W	10-8	3/10	D	124-96	W	36-22	3/14	P	132-106	W	62-32	4/6	D	99-97*	W	73-58
2/7	P	101-85	W	11-8	4/8	P	126-107	W	38-22	4/9	D	88-103	L	62-33	4/13	P	94-97	L	73-59
4/3	D	91-88	W	12-8	<b>1993-94 (3-1)</b>					<b>2002-03 (2-2)</b>					<b>2012-13 (1-3)</b>				
<b>1984-85 (1-4)</b>					11/21	P	103-90	W	39-22	11/11	D	73-82	L	62-34	11/5	D	91-114	L	73-60
11/13	P	94-101	L	12-9	12/1	P	100-93*	W	40-22	12/4	P	86-103	L	62-35	1/29	P	106-104	W	74-60
1/8	P	102-108	L	12-10	2/15	D	106-103	W	41-22	1/26	D	100-93	W	63-35	2/6	D	99-105	L	74-61
1/13	P	101-124	L	12-11	4/12	P	107-108	L	41-23	3/28	P	112-95	W	64-35	4/7	P	91-96	L	74-62
2/20	D	98-104	L	12-12	<b>1994-95 (1-3)</b>					<b>2003-04 (1-3)</b>					<b>2013-14 (1-2)</b>				
4/12	P	131-111	W	13-12	1/22	D	91-101	L	41-24	11/17	D	98-105	L	64-36	12/7	P	106-108	L	74-63
<b>1985-86 (3-2)</b>					1/27	P	118-92	W	42-24	12/23	P	97-88	W	65-36	1/18	D	127-111	W	75-63
11/6	D	111-109	W	14-12	2/14	D	90-95	L	42-25	1/17	P	104-108	L	65-37	3/7	D	98-103	L	75-64
12/27	P	142-133*	W	15-12	4/15	P	90-102	L	42-26	2/28	D	91-111	L	65-38	<b>2014-15 (2-2)</b>				
2/6	P	111-115	W	15-13	<b>1995-96 (4-0)</b>					<b>2004-05 (0-4)</b>					11/6	P	108-87	W	76-64
3/7	P	125-114	W	16-13	1/27	D	112-103	W	43-26	11/26	D	83-92	L	65-39	2/7	D	101-111*	L	76-65
3/14	D	118-129	L	16-14	3/17	P	112-86	W	44-26	1/26	P	86-95	L	65-40	3/5	P	94-75	W	77-65
<b>1986-87 (3-2)</b>					3/31	D	115-100	W	45-26	4/17	P	90-102	L	65-42	4/15	D	98-114	L	77-66
11/7	P	120-113*	W	17-14	4/11	P	114-99	W	46-26	<b>2005-06 (0-4)</b>					<b>2015-16 (1-2)</b>				
12/10	D	129-130	L	17-15	<b>1996-97 (3-1)</b>					1/3	D	81-95	L	65-43	12/1	P	112-115*	L	77-67
12/14	P	134-100	W	18-15	1/4	D	110-104	W	48-26	1/22	P	89-95*	L	65-44	3/20	D	120-132*	W	77-68
2/1	P	133-117	W	19-15	3/7	P	80-69	W	49-26	3/7	D	87-93	L	65-45	3/23	P	109-103	W	78-68
2/10	D	115-135	L	19-16	4/8	D	82-87	L	49-27	3/9	P	92-109	L	65-46	<b>2016-17 (2-2)</b>				
<b>1987-88 (2-3)</b>					<b>2006-07 (0-3)</b>					11/12	P	98-103	L	65-47	11/4	D	105-95	W	79-68
11/14	D	116-127	L	19-17	11/12	P	74-86	L	65-48	1/10	D	74-99	L	65-48	12/21	P	95-96	L	79-69
1/19	P	116-120	L	19-18	4/7	D	74-86	L	65-49	2/3	P	104-108	L	79-70	2/7	D	114-113	W	80-70
3/8	D	112-110	W	20-18															
3/20	P	105-99	W	21-18															
3/25	D	101-106	L	21-19															

\* Overtime periods

## SERIES HISTORY AND HIGHLIGHTS

**All-time series record:** Trail Blazers lead, 80-70

**In Portland:** Trail Blazers lead, 50-24

**In Dallas:** Mavericks lead, 46-30

**Longest Win Streaks:** Trail Blazers (13), Mavericks (13)

**Biggest Trail Blazers Win:** 45 points, 120-75, 11/17/97

**Biggest Mavericks Win:** 23 points, 114-91, 11/5/12; 124-101, 1/31/85

**Most Points, Trail Blazers:** 144-140, 12/29/89 (3OT); 135-110, 3/15/81

**Fewest Points, Trail Blazers:** 73-82, 11/11/02

**Most Points, Mavericks:** 140-144, 12/29/89 (3OT); 135-115, 2/10/87

**Fewest Points, Mavericks:** 69-80, 3/7/97

**Overtime Games:** (11) Trail Blazers 6, Mavericks 5

**Individual Bests, Trail Blazers:**

**Points:** 52---Andre Miller, 1/30/10 (OT); 41---Clyde Drexler, 3/14/86

**Rebounds:** 21---Kenny Carr, 12/14/86

**Assists:** 17---Terry Porter, 11/14/87

**Individual Bests, Mavericks:**

**Points:** 44---Mark Aguirre, 2/6/83

**Rebounds:** 27---James Donaldson, 12/29/89 (3OT); 22---Shawn Bradley, 4/7/98

**Assists:** 16---Deron Williams, 3/20/16 (OT); 15---Derek Harper (twice), 12/10/86 and 11/10/89

# DENVER NUGGETS

1000 Chopper Circle  
Denver, CO 80204  
(303) 405-1100  
Pepsi Center (19,520)



**Michael Malone**  
Head Coach  
3rd year

All-time vs. Portland: 4-9 (.308)



**Director, Media Relations** ..... Tim Gelt  
**Radio** ..... Jason Kosmicki  
**Television** ..... Chris Marlowe, Scott Hastings, Ally Sturm

**Assistant Coaches** ..... Wes Unseld Jr., David Adelman,  
..... Micah Nori, Jordi Fernandez, Bob Weiss, Ryan Bowen  
**Head Athletic Trainer** ..... Dan Shimensky

## 2016-17 Results

**Portland won, 3-1**

10/29 at DEN - Portland 115, Denver 113 (OT)

11/13 at POR - Portland 112, Denver 105

12/15 at DEN - Denver 120, Portland 132

3/28 at POR - Portland 122, Denver 113

## 2017-18 Matchups

**Monday, Nov. 13 - at Portland (7:00 p.m.)**

**Friday, Dec. 22 - at Portland (7:00 p.m.)**

Monday, Jan. 22 - at Denver (6:00 p.m.)

Monday, April 9 - at Denver (6:00 p.m.)

\*All Times Pacific

## 2016-17 TRAIL BLAZERS vs. NUGGETS

Player	G	S	Min.	FG	FGA	Pct.	3FG	3At	Pct.	FT	FTA	Pct.	Off	Def	RB	Ast.	PF	St	TO	Bl	Pts.	Avg.
Nurkic	1	1	33	12	15	.800	0	0	---	9	11	.818	5	10	15	2	4	1	3	2	33	33.0
Lillard	4	4	151	42	87	.483	13	34	.382	31	35	.886	5	17	22	30	5	9	14	1	128	32.0
McCollum	4	4	151	42	88	.477	8	19	.421	14	15	.933	5	16	21	14	13	5	6	6	106	26.5
Plumlee	3	3	84	18	25	.720	0	0	---	7	16	.438	7	11	18	12	7	3	3	1	43	14.3
Aminu	2	1	60	5	13	.385	2	8	.250	8	13	.615	5	16	21	2	4	2	2	4	20	10.0
Turner	4	0	104	14	43	.326	1	8	.125	9	11	.818	5	10	15	10	8	6	5	1	38	9.5
Harkless	4	4	115	13	29	.448	5	12	.417	6	8	.750	2	10	12	1	17	1	3	4	37	9.3
Crabbe	4	0	115	9	32	.281	2	14	.143	7	7	1.000	1	11	12	4	12	1	2	2	27	6.8
Leonard	4	1	51	7	21	.333	3	14	.214	2	2	1.000	0	8	8	2	8	0	1	1	19	4.8
Davis	3	0	50	3	9	.333	0	0	---	2	4	.500	7	9	16	2	8	2	3	2	8	2.7
Vonleh	4	2	60	5	11	.455	0	0	---	0	0	---	6	10	16	1	8	2	3	0	10	2.5
Connaughton	1	0	1	0	0	---	0	0	---	0	0	---	0	0	0	0	0	0	0	0	0	0.0
Layman	2	0	8	0	3	.000	0	2	.000	0	0	---	1	0	1	0	2	0	0	1	0	0.0
Napier	2	0	1	0	0	---	0	0	---	0	0	---	0	0	0	1	0	0	0	0	0	0.0
Quarterman	1	0	1	0	0	---	0	0	---	0	0	---	0	0	0	0	0	0	0	0	0	0.0
Portland	4	-	985	170	376	.452	34	111	.306	95	122	.779	49	128	177	81	96	32	47	25	469	117.3

## 2016-17 NUGGETS vs. TRAIL BLAZERS

Player	G	S	Min.	FG	FGA	Pct.	3FG	3At	Pct.	FT	FTA	Pct.	Off	Def	RB	Ast.	PF	St	TO	Bl	Pts.	Avg.
Gallinari	4	4	139	22	57	.386	7	24	.292	25	27	.926	5	18	23	9	6	1	9	1	76	19.0
Harris	2	2	69	15	25	.600	4	7	.571	3	4	.750	0	6	6	9	5	4	0	1	37	18.5
Chandler	4	2	129	25	52	.481	4	15	.267	9	15	.600	3	28	31	6	12	2	7	1	63	15.8
Barton	3	1	84	13	35	.371	3	10	.300	15	15	1.000	1	7	8	6	6	1	4	3	44	14.7
Jokic	4	3	115	22	43	.512	3	12	.250	6	8	.750	9	25	34	18	19	5	7	4	53	13.3
Mudiyar	3	3	90	13	42	.310	5	13	.385	8	10	.800	0	9	9	8	7	4	11	0	39	13.0
Nelson	4	2	108	19	35	.543	8	17	.471	5	6	.833	1	6	7	11	14	3	5	0	51	12.8
Fariel	4	1	102	14	27	.519	0	0	---	16	19	.842	19	27	46	3	12	5	6	8	44	11.0
Hernangomez	1	0	16	2	3	.667	1	2	.500	3	4	.750	1	5	6	1	2	0	0	0	8	8.0
Nurkic	3	2	46	8	22	.364	0	0	---	6	10	.600	9	13	22	2	6	0	4	2	22	7.3
Murray	4	0	67	8	22	.364	6	12	.500	4	5	.800	1	9	10	4	7	2	7	0	26	6.5
Beasley	1	0	6	0	3	.000	0	1	.000	0	0	---	0	0	0	0	1	0	0	0	0	0.0
Plumlee	1	0	16	0	3	.000	0	0	---	0	0	---	0	1	1	3	1	0	2	1	0	0.0
<b>Denver</b>	<b>4</b>	<b>-</b>	<b>985</b>	<b>161</b>	<b>369</b>	<b>.436</b>	<b>41</b>	<b>113</b>	<b>.363</b>	<b>100</b>	<b>123</b>	<b>.813</b>	<b>49</b>	<b>154</b>	<b>203</b>	<b>80</b>	<b>98</b>	<b>27</b>	<b>63</b>	<b>21</b>	<b>463</b>	<b>115.8</b>

## TRAIL BLAZERS CONNECTIONS

- **Jusuf Nurkic** spent his first two-plus seasons (139 games) with the Nuggets, averaging 7.5 points, 5.9 rebounds and 1.1 assists.
- Nuggets guard Will Barton was drafted 40th overall by Portland in 2012 and averaged 3.8 points and 1.8 rebounds in two-plus seasons (144 games) with the Trail Blazers.

# ALL-TIME TRAIL BLAZERS VS. NUGGETS

<b>1976-77 (2-2)</b>				<b>1986-87 (2-3)</b>				<b>1997-98 (2-2)</b>				<b>2008-09 (2-2)</b>			
12/17	P	127-105	W 1-0	11/20	D	128-142	L 26-23	1/18	P	94-82	W 58-37	12/22	D	89-97	L 74-64
1/26	D	107-103	W 2-0	1/3	P	116-108	W 27-23	2/15	P	117-82	W 59-37	12/23	P	101-92	W 75-64
2/8	P	111-119	L 2-1	1/19	D	116-118	W 27-24	3/14	D	82-92	L 59-38	3/5	D	90-106	W 75-65
2/19	D	124-133	L 2-2	1/26	P	145-141*	W 28-24	4/17	D	101-109	W 59-39	4/15	P	104-76	W 76-65
<b>1977-78 (1-3)</b>				<b>1987-88 (3-2)</b>				<b>1998-99 (3-0)</b>				<b>2009-10 (1-3)</b>			
10/26	D	108-11	L 2-3	12/12	D	113-126	L 28-26	2/17	P	100-85	W 60-39	10/29	P	94-97	L 76-66
2/12	P	101-103	L 2-4	1/22	P	126-106	W 29-26	4/26	P	93-77	W 61-39	12/25	P	107-96	W 77-66
2/17	D	105-112	L 2-5	2/12	P	120-105	W 30-26	5/2	D	110-102	W 62-39	3/7	D	106-118	L 77-67
4/7	P	97-93	W 3-5	3/17	D	115-116*	W 30-27	<b>1999-2000 (2-2)</b>				4/1	D	92-109	L 77-68
<b>1978-79 (3-1)</b>				4/22	P	141-135*	W 31-27	11/5	P	95-83	W 63-39	<b>2010-11 (2-2)</b>			
10/18	D	113-125	L 3-6	<b>1988-89 (2-2)</b>				11/12	D	92-78	W 64-39	11/18	P	86-83	W 78-68
12/15	D	116-113	W 4-6	11/10	D	115-135	L 31-28	12/20	D	88-97	L 64-40	12/28	D	77-95	L 78-69
12/17	P	123-110	W 5-6	11/13	P	132-143	L 31-29	4/19	P	95-96	L 64-41	2/2	D	90-109	L 78-70
1/30	P	82-76	W 6-6	12/20	D	127-124	W 32-29	<b>2000-01 (2-2)</b>				2/25	P	107-106*	W 79-70
<b>1979-80 (4-2)</b>				4/9	P	120-114	W 33-29	11/9	P	107-91	W 65-41	<b>2011-12 (2-1)</b>			
10/14	P	109-93	W 7-6	<b>1989-90 (2-2)</b>				12/22	D	96-116	L 65-42	12/29	P	111-102	W 80-70
10/24	D	88-87	W 8-6	12/2	D	113-146	L 33-30	2/20	P	104-94	W 66-42	2/4	P	117-97	W 81-70
12/15	P	106-98	W 9-6	1/16	D	120-115	W 34-30	4/3	D	92-94	L 66-43	2/29	D	95-104	L 81-71
12/19	D	106-114	L 9-7	1/24	D	140-126	W 35-31	<b>2001-02 (2-2)</b>				<b>2012-13 (1-3)</b>			
1/26	P	99-80	W 8-8	4/14	P	127-137	L 35-31	11/23	P	97-90	W 67-43	12/20	P	101-93	W 82-71
3/7	P	113-104	W 10-8	<b>1990-91 (4-0)</b>				2/5	D	96-97	W 67-44	1/15	D	111-115*	L 82-72
<b>1980-81 (3-2)</b>				11/15	P	155-129	W 36-31	2/23	P	101-90	W 68-44	2/27	P	109-111	L 82-73
11/15	D	123-125	L 10-9	11/17	P	143-112	W 37-31	3/9	D	106-109*	L 68-45	4/14	D	109-118	L 82-74
11/18	P	121-103	W 11-8	12/23	D	132-101	W 38-31	<b>2002-03 (2-2)</b>				<b>2013-14 (4-0)</b>			
1/1	P	122-119	W 12-9	2/21	D	122-111	W 39-31	11/2	P	79-96	L 68-46	11/1	D	113-98	W 83-74
2/13	D	143-162	L 12-10	<b>1991-92 (3-1)</b>				1/10	D	81-82	L 68-47	1/23	P	110-105	W 84-74
3/10	D	142-137	W 13-10	11/12	P	120-82	W 40-31	1/28	P	98-92	W 69-47	2/25	D	100-95	W 85-74
<b>1981-82 (3-2)</b>				12/16	P	111-122	L 40-32	2/26	D	94-84	W 70-47	3/1	P	102-96	W 86-74
11/8	P	120-116	W 14-10	3/4	D	129-100	W 42-32	<b>2003-04 (0-4)</b>				<b>2014-15 (4-0)</b>			
12/1	P	121-113	W 15-10	<b>1992-93 (3-1)</b>				1/2	P	96-106	L 70-48	11/9	P	116-100	W 87-74
1/8	P	121-124	L 15-11	11/8	P	123-104	W 43-32	2/2	D	97-116	L 70-49	11/12	D	130-113	W 88-74
4/2	D	121-127	L 15-12	12/16	D	137-99	W 44-32	2/12	P	98-107	L 70-50	12/2	D	105-103	W 89-74
4/6	P	136-122	W 16-12	1/12	P	109-100	W 45-32	4/10	D	100-110*	L 70-51	3/28	P	120-114	W 90-74
<b>1982-83 (3-2)</b>				3/4	D	88-103	L 45-33	<b>2004-05 (1-3)</b>				<b>2015-16 (3-1)</b>			
11/12	D	128-111	W 17-12	<b>1993-94 (3-1)</b>				2/2	P	97-94	W 71-51	11/9	P	104-108	L 90-75
1/2	P	122-104	W 18-12	11/23	P	109-94	W 46-33	3/7	D	98-111	L 71-52	12/30	P	110-103	W 91-75
1/28	D	109-118	L 18-13	1/26	D	101-112	L 46-34	4/2	P	97-103	L 71-53	1/3	D	112-106	W 92-75
3/4	P	138-142	L 18-14	1/18	D	104-103*	W 47-34	4/19	D	115-119	L 71-54	4/13	P	107-99	W 93-75
3/20	D	118-106	W 19-14	2/27	P	104-97	W 48-34	<b>2005-06 (0-4)</b>				<b>2016-17 (3-1)</b>			
<b>1983-84 (4-1)</b>				<b>1994-95 (1-3)</b>				11/4	D	68-107	L 71-55	10/29	D	115-113	W 94-75
11/22	P	156-116	W 20-14	12/50	D	114-118	L 49-35	1/25	P	94-97	L 71-56	11/13	P	112-105	W 95-75
12/16	D	119-115	W 21-14	3/18	D	90-110	L 49-36	2/4	D	104-105	L 71-57	12/15	D	120-132	L 95-76
1/6	P	144-129	W 22-14	3/28	P	98-102	L 49-37	4/10	P	98-110	L 71-58	3/28	P	122-113	W 96-76
2/10	P	123-117	W 23-14	<b>1995-96 (4-0)</b>				<b>2006-07 (1-3)</b>				<b>* Overtime periods</b>			
3/11	D	123-149	L 23-15	11/19	D	118-117	W 50-37	1/14	P	93-109	L 71-59				
<b>1984-85 (1-4)</b>				1/16	P	87-69	W 51-37	1/31	P	100-91	W 72-59				
11/8	D	125-128	L 23-16	2/22	P	107-78	W 52-37	2/2	D	107-114*	L 72-60				
12/11	D	122-123	L 23-17	4/5	D	97-91	W 53-37	3/13	D	99-107	L 72-61				
1/19	P	120-123	L 23-18	<b>1996-97 (4-0)</b>				<b>2007-08 (2-2)</b>							
3/30	D	117-129	L 23-19	11/23	P	105-65	W 54-37	11/14	D	93-110	L 72-62				
4/14	P	117-112	W 24-19	12/5	D	115-104	W 55-37	12/16	D	116-105	W 73-62				
<b>1985-86 (2-3)</b>				4/7	D	110-104	W 56-37	12/21	P	99-96	W 74-62				
12/19	D	118-123	L 24-20	4/16	P	107-63	W 57-37	2/4	P	103-105*	L 74-63				
12/22	P	121-114	W 25-20												
2/4	D	118-119	L 25-21												
2/24	P	113-119	W 26-22												
4/1	P	127-110	W 26-22												

## SERIES HISTORY AND HIGHLIGHTS

**All-time series record:** Trail Blazers lead, 96-76

**In Portland:** Trail Blazers lead, 67-20

**In Denver:** Nuggets lead, 56-29

**Longest Win Streaks:** Trail Blazers (10), Nuggets (8)

**Biggest Trail Blazers Win:** 44 points, 107-63, 4/16/97

**Biggest Nuggets Win:** 39 points, 107-68, 11/4/05

**Most Points, Trail Blazers:** 156-116, 11/22/83 (*Equals most points scored by Trail Blazers*)

**Fewest Points, Trail Blazers:** 68-107, 11/4/05

**Most Points, Nuggets:** 162-143, 2/13/81 (*Most points scored by a Trail Blazers opponent*)

**Fewest Points, Nuggets:** 63-107, 4/16/97 (*Equals lowest all-time total by a Trail Blazers opponent*)

**Overtime Games:** (11) Nuggets 6, Trail Blazers 5

**Individual Bests, Trail Blazers:**

**Points:** 47---Darius Miles, 4/19/05

**Rebounds:** 20---Maurice Lucas, 2/19/77; 20---Jerome Kersey, 2/12/88;

20---Arvydas Sabonis, 1/18/98; 20---Marcus Camby, 2/4/12

**Assists:** 16---Terry Porter, 1/26/87 (OT); 16---Rod Strickland, 1/13/96

**Individual Bests, Nuggets:**

**Points:** 45---Alex English, 11/8/84

**Rebounds:** 25---JJ Hickson, 2/25/14

**Assists:** 16---Lafayette Lever, 3/30/85; 16---Nick Van Exel, 2/5/02

# DETROIT PISTONS

Six Championship Dr.  
Auburn Hills, MI 48326  
(248) 377-0100  
The Palace of Auburn Hills (22,076)



**Stan Van Gundy**  
Head Coach  
4th year

All-time vs. Portland: 11-9 (.550)



**Vice President, Public Relations** ..... Kevin Grigg  
**Radio** ..... George Blaha, Mark Champion, Rick Mahorn  
**Television** ..... George Blaha, Greg Kelsner

**Assistant Coaches** ..... Bob Beyer, Malik Allen, Tim Hardaway, Charles Klask, Aaron Gray  
**Head Athletic Trainer** ..... Jon Ishop

## 2016-17 Results

**Detroit won, 2-0**

1/8 at POR - Detroit 125, Portland 124 (2OT)  
2/28 at DET - Detroit 120, Portland 113 (OT)

## 2017-18 Matchups

Monday, Feb. 5 - at Detroit (4:00 p.m.)

**Saturday, March 17 - at Portland (7:00 p.m.)**

\*All Times Pacific

## 2016-17 TRAIL BLAZERS vs. PISTONS

Player	G	S	Min.	FG	FGA	Pct.	3FG	3A	Pct.	FT	FTA	Pct.	Off	Def	RB	Ast.	PF	St	TO	Bl	Pts.	Avg
McCollum	2	2	88	26	45	.578	7	16	.438	1	1	1.000	0	7	7	8	4	2	7	2	60	30.0
Lillard	2	2	84	20	41	.488	6	17	.353	8	10	.800	1	19	20	14	2	1	9	0	54	27.0
Crabbe	2	0	78	17	22	.773	7	7	1.000	2	3	.667	0	2	2	1	7	3	2	0	43	21.5
Nurkic	1	1	35	7	12	.583	0	0	---	5	7	.714	3	4	7	5	5	0	4	1	19	19.0
Aminu	2	1	61	7	15	.467	1	6	.167	3	3	1.000	1	13	14	3	1	1	6	1	18	9.0
Plumlee	1	1	40	4	12	.333	0	1	.000	0	2	.000	6	4	10	12	3	1	3	3	8	8.0
Harkless	2	2	63	5	12	.417	1	4	.250	2	6	.333	3	9	12	3	6	0	3	2	13	6.5
Leonard	2	0	36	5	14	.357	3	7	.429	0	0	---	0	8	8	5	5	0	2	1	13	6.5
Turner	1	0	25	2	5	.400	0	1	.000	0	0	---	0	3	3	5	1	2	3	0	4	4.0
Vonleh	2	1	32	2	2	1.000	0	0	---	1	2	.500	1	4	5	4	2	0	0	0	5	2.5
Napier	1	0	13	0	2	.000	0	1	.000	0	0	---	0	4	4	1	0	0	1	0	0	0.0
<b>Portland</b>	<b>2</b>	<b>-</b>	<b>555</b>	<b>95</b>	<b>182</b>	<b>.522</b>	<b>25</b>	<b>60</b>	<b>.417</b>	<b>22</b>	<b>34</b>	<b>.647</b>	<b>15</b>	<b>77</b>	<b>92</b>	<b>61</b>	<b>36</b>	<b>10</b>	<b>43</b>	<b>10</b>	<b>237</b>	<b>118.5</b>

## 2016-17 PISTONS vs. TRAIL BLAZERS

Player	G	S	Min.	FG	FGA	Pct.	3FG	3A	Pct.	FT	FTA	Pct.	Off	Def	RB	Ast.	PF	St	TO	Bl	Pts.	Avg
Drummond	2	2	82	21	34	.618	0	0	---	5	11	.455	10	19	29	1	8	5	2	2	47	23.5
Morris	2	2	88	18	40	.450	3	11	.273	8	9	.889	4	9	13	11	4	1	0	0	47	23.5
Caldwell-Pope	2	2	95	14	26	.538	5	11	.455	9	10	.900	2	5	7	5	3	7	4	0	42	21.0
Jackson	2	2	71	17	38	.447	2	10	.200	5	6	.833	2	0	2	7	6	2	4	0	41	20.5
Harris	2	0	61	12	28	.429	1	8	.125	0	0	---	1	10	11	4	2	1	2	1	25	12.5
Smith	2	0	50	9	19	.474	1	2	.500	2	2	1.000	0	3	3	10	0	8	2	1	21	10.5
Baynes	2	0	29	4	7	.571	0	0	---	3	5	.600	1	6	7	0	5	0	0	1	11	5.5
Johnson	2	0	53	4	9	.444	3	5	.600	0	0	---	2	10	12	3	2	3	2	0	11	5.5
Leuer	2	2	26	0	8	.000	0	3	.000	0	0	---	0	5	5	1	2	0	0	0	0	0.0
Marjanovic	1	0	0	0	0	---	0	0	---	0	0	---	0	0	0	0	0	0	0	0	0	0.0
<b>Detroit</b>	<b>2</b>	<b>-</b>	<b>555</b>	<b>99</b>	<b>209</b>	<b>.474</b>	<b>15</b>	<b>50</b>	<b>.300</b>	<b>32</b>	<b>43</b>	<b>.744</b>	<b>22</b>	<b>67</b>	<b>89</b>	<b>42</b>	<b>35</b>	<b>27</b>	<b>18</b>	<b>5</b>	<b>245</b>	<b>122.5</b>

## TRAIL BLAZERS CONNECTIONS

- Detroit forward Tobias Harris was teammates with **Maurice Harkless** and **Shabazz Napier** during his time with Orlando.
- **Al-Farouq Aminu** and Detroit guard Ish Smith were teammates for two seasons at Wake Forest from 2008-10.

# ALL-TIME TRAIL BLAZERS VS. PISTONS

<b>1970-71 (1-3)</b>				<b>1978-79 (3-1)</b>				<b>1991-92 (0-2)</b>				<b>2005-06 (0-2)</b>			
12/15	P	103-111	L 0-1	10/31	P	112-96	W 14-24	12/13	P	103-113	L 32-34	11/11	P	81-84	L 48-44
1/22	D	123-112	W 1-1	1/5	P	98-96	W 15-24	1/10	D	81-86	L 32-35	12/20	D	89-93	L 48-45
3/2	D	122-128	L 1-2	1/11	D	101-104	L 15-25	<b>1992-93 (1-1)</b>				<b>2006-07 (1-1)</b>			
3/12	P	129-133	L 1	2/25	D	126-119*	W 16-25	11/22	P	115-90	W 33-35	12/5	D	88-85	W 49-45
-3								3/31	D	111-120	L 33-36	3/14	P	75-87	L 49-46
<b>1971-72 (2-2)</b>				<b>1979-80 (2-0)</b>				<b>1993-94 (2-0)</b>				<b>2007-08 (1-1)</b>			
10/19	P	99-101	L 1-4	1/6	P	110-102	W 17-25	11/14	P	114-111	W 34-36	12/5	D	102-94	W 50-46
11/10	D	122-139	L 1-5	2/23	D	130-107	W 18-25	3/2	D	131-107	W 35-36	2/8	D	82-91	L 50-47
12/7	D	131-130*	W 2-5	<b>1980-81 (2-0)</b>				<b>1994-95 (2-0)</b>				<b>2008-09 (2-0)</b>			
12/19	P	114-113	W 3-5	1/6	P	110-90	W 19-25	11/20	P	98-96	W 36-36	11/30	D	96-85	W 51-47
				2/19	D	115-106	W 20-25	1/26	D	106-89	W 37-36	1/7	P	84-83	W 52-47
<b>1972-73 (0-6)</b>				<b>1981-82 (2-0)</b>				<b>1995-96 (0-2)</b>				<b>2009-10 (2-0)</b>			
10/29	P	111-119	L 3-6	12/13	P	105-99	W 21-25	11/8	D	100-107*	L 37-37	11/18	P	87-81	W 53-47
11/28	D	116-120	L 3-7	2/13	D	128-120	W 22-25	2/25	P	81-93	L 37-38	1/23	D	97-93	W 54-47
1/7	P	96-101	L 3-8	<b>1982-83 (1-1)</b>				<b>1996-97 (1-1)</b>				<b>2010-11 (2-0)</b>			
1/15	D	101-112	L 3-9	11/26	D	118-132*	L 22-26	1/14	P	95-86	W 38-38	11/9	P	100-78	W 55-47
3/4	P	109-113	L 3-10	3/29	P	114-107	W 23-26	1/29	D	93-87	L 38-39	2/13	D	105-100	W 56-47
3/21	D	109-122	L 3-11	<b>1983-84 (1-1)</b>				<b>1997-98 (2-0)</b>				<b>2011-12 (0-1)</b>			
<b>1973-74 (1-5)</b>				12/8	D	123-117	W 24-26	11/10	P	86-82	W 39-39	1/21	D	91-94	L 56-48
10/27	P	91-111	L 3-12	12/27	D	100-140	L 24-27	11/20	D	93-87	W 40-39	<b>2012-13 (1-1)</b>			
11/14	D	111-108	W 4-12	<b>1984-85 (1-1)</b>				<b>1998-99</b>				11/26	D	101-108	L 56-49
12/8	D	91-108	L 4-13	11/28	D	113-120	L 24-28	Did not play each other				3/16	P	112-101	W 57-49
1/23	D	95-121	L 4-14	3/19	P	143-123	W 25-28	<b>1999-2000 (1-1)</b>				<b>2013-14 (2-0)</b>			
2/5	P	102-104	L 4-15	<b>1985-86 (1-1)</b>				3/11	D	99-94	W 41-39	11/11	P	109-103	W 58-49
3/3	P	95-99	L 4-16	2/22	D	106-113	L 25-29	3/22	P	95-104	L 41-40	12/15	D	111-109*	W 59-49
<b>1974-75 (1-3)</b>				3/16	P	119-109	W 26-29	<b>2000-01 (2-0)</b>				<b>2014-15 (2-0)</b>			
10/19	P	99-122	L 4-17	<b>1986-87 (2-0)</b>				12/9	P	114-93	W 42-40	3/13	P	118-99	W 61-49
12/21	P	108-97	W 5-17	12/8	D	117-127	L 28-30	1/14	D	103-96	W 43-40	<b>2015-16 (2-0)</b>			
1/22	D	94-96	L 5-18	1/24	P	119-111	W 29-30	11/1	D	100-98	W 44-40	11/8	P	103-120	L 61-50
3/4	D	107-110	L 5-19	<b>1987-88 (1-1)</b>				12/21	P	83-81	W 45-40	3/6	D	103-123	L 61-51
<b>1975-76 (3-2)</b>				12/8	D	117-127	L 28-30	<b>2001-02 (2-0)</b>				<b>2016-17 (0-2)</b>			
11/19	D	114-120	L 5-20	1/24	P	119-111	W 29-30	11/1	D	100-98	W 44-40	1/8	P	124-125*	L 61-52
12/13	P	101-91	W 6-20	<b>1988-89 (1-1)</b>				12/30	D	85-74	W 46-40	2/28	D	113-120*	L 61-53
1/16	D	11-104	W 7-20	2/22	D	94-105	L 29-31	3/3	P	103-86	W 47-40	<i>* Overtime periods</i>			
3/14	P	114-103	W 8-20	4/4	P	118-100	W 30-31	<b>2002-03 (2-0)</b>				<b>2003-04 (0-2)</b>			
3/27	D	94-112	L 8-21	<b>1989-90 (1-1)</b>				12/31	D	71-78	L 47-41	12/31	D	71-78	L 47-42
<b>1976-77 (2-2)</b>				11/26	P	102-82	W 31-31	3/4	P	68-83	L 47-42	<b>2004-05 (1-1)</b>			
10/30	P	131-97	W 9-21	1/13	D	106-111	L 31-32	12/18	D	75-74	W 48-42	3/1	P	93-103	L 48-43
12/29	D	111-120	L 9-22	<b>1990-91 (1-1)</b>				<b>2004-05 (1-1)</b>							
2/16	D	118-125	L 9-23	11/9	P	113-101	W 32-32								
4/5	P	110-105	W 10-23	1/11	P	98-100*	L 32-33								
<b>1977-78 (3-1)</b>															
11/20	P	118-101	W 11-23												
12/28	D	111-106	W 12-23												
1/7	P	109-105	W 13-23												
3/24	D	95-107	L 13-24												

## SERIES HISTORY AND HIGHLIGHTS

**All-time series record:** Trail Blazers lead, 61-53

**In Portland:** Trail Blazers lead, 37-19

**In Detroit:** Pistons lead, 34-24

**Longest Win Streaks:** Trail Blazers (7), Pistons (7)

**Biggest Trail Blazers Win:** 34 points, 131-97, 10/30/76

**Biggest Pistons Win:** 40 points, 140-100, 12/27/83

**Most Points, Trail Blazers:** 143-123, 3/19/85

**Fewest Points, Trail Blazers:** 68-83, 3/4/04

**Most Points, Pistons:** 140-100, 12/27/83

**Fewest Points, Pistons:** 74-85, 12/30/02; 74-75, 12/18/04

**Overtime Games:** (8) Pistons 5, Trail Blazers 3

**Individual Bests, Trail Blazers:**

**Points:** 41---Geoff Petrie, 3/2/71

**Rebounds:** 22---Sidney Wicks, 12/8/73

**Assists:** 16---Rod Strickland, 3/2/94

**Individual Bests, Pistons:**

**Points:** 48---Bob Lanier, 11/28/72

**Rebounds:** 27---Andre Drummond, 11/8/15

**Assists:** 18---Isiah Thomas (twice), 2/22/86 and 12/8/87

# GOLDEN STATE WARRIORS

1011 Broadway  
Oakland, CA 94607  
(510) 986-2200  
Oracle Arena (19,596)



**Steve Kerr**  
Head Coach  
3rd year

All-time vs. Portland: 10-1 (.909)

**Vice President, Communications**.....Raymond Ridder  
**Radio**.....Tim Roye, Tom Tolbert  
**Television**.....Bob Fitzgerald, Jim Barnett

**Assistant Coaches**.....Mike Brown, Ron Adams,  
Jarron Collins  
**Head Athletic Trainer**.....Lachlan Penfold

## 2016-17 Results

### Golden State won, 4-0

11/1 at POR - Golden State 127, Portland 104  
12/17 at GS - Golden State 135, Portland 90  
1/4 at GS - Golden State 125, Portland 117  
1/29 at POR - Golden State 113, Portland 111

## 2017-18 Matchups

Monday, Dec. 11 - at Golden State (7:30 p.m.)  
**Wednesday, Feb. 14 - at Portland (7:30 p.m.)**  
**Friday, March 9 - at Portland (7:00 p.m.)**

\*All Times Pacific

## 2016-17 TRAIL BLAZERS vs. WARRIORS

Player	G	S	Min.	FG	FGA	Pct.	3FG	3A	Pct.	FT	FTA	Pct.	Off	Def	RB	Ast.	PF	St	TO	Bl	Pts.	Avg
Lillard	3	3	98	22	48	.458	7	18	.389	19	21	.905	0	5	5	11	5	3	6	0	70	23.3
McCollum	4	4	128	34	71	.479	11	27	.407	10	11	.909	6	17	23	12	10	2	14	3	89	22.3
Turner	4	1	101	19	38	.500	5	11	.455	3	4	.750	0	9	9	13	9	2	7	0	46	11.5
Harkless	4	3	107	19	44	.432	5	15	.333	0	0	---	5	8	13	3	12	5	4	5	43	10.8
Plumlee	4	4	102	17	37	.459	0	1	.000	7	13	.538	7	21	28	16	11	7	5	3	41	10.3
Crabbe	4	1	103	11	25	.440	3	9	.333	12	12	1.000	2	7	9	9	10	3	3	0	37	9.3
Layman	2	0	20	6	13	.462	5	10	.500	1	2	.500	0	1	1	1	0	1	0	0	18	9.0
Aminu	3	2	97	10	28	.357	3	14	.214	2	4	.500	3	23	26	12	9	7	9	1	25	8.3
Napier	3	0	34	5	11	.455	2	5	.400	2	3	.667	0	1	1	4	2	3	5	0	14	4.7
Vonleh	4	2	60	8	21	.381	2	5	.400	0	2	.000	8	10	18	1	3	3	5	0	18	4.5
Leonard	4	0	45	4	10	.400	1	3	.333	7	8	.875	0	6	6	3	6	2	3	2	16	4.0
Connaughton	4	0	35	2	2	1.000	0	0	---	1	1	1.000	1	4	5	2	3	0	1	0	5	1.3
Davis	2	0	21	0	4	.000	0	0	---	0	0	---	1	3	4	1	5	0	0	1	0	0.0
Quarterman	1	0	8	0	2	.000	0	2	.000	0	0	---	0	1	1	0	1	0	2	0	0	0.0
<b>Portland</b>	<b>4</b>	<b>-</b>	<b>960</b>	<b>157</b>	<b>354</b>	<b>.444</b>	<b>44</b>	<b>120</b>	<b>.367</b>	<b>64</b>	<b>81</b>	<b>.790</b>	<b>33</b>	<b>116</b>	<b>149</b>	<b>88</b>	<b>86</b>	<b>38</b>	<b>64</b>	<b>15</b>	<b>422</b>	<b>105.5</b>

## 2016-17 WARRIORS vs. TRAIL BLAZERS

Player	G	S	Min.	FG	FGA	Pct.	3FG	3A	Pct.	FT	FTA	Pct.	Off	Def	RB	Ast.	PF	St	TO	Bl	Pts.	Avg
Durant	4	4	135	42	70	.600	8	23	.348	25	28	.893	4	27	31	16	10	8	16	6	117	29.3
Curry	3	3	93	28	57	.491	15	31	.484	11	14	.786	2	12	14	14	7	2	12	0	82	27.3
Thompson	4	4	128	24	68	.353	4	24	.167	19	21	.905	3	11	14	9	7	4	4	4	71	17.8
Clark	4	0	71	19	25	.760	7	11	.636	7	7	1.000	0	6	6	9	5	4	2	0	52	13.0
Iguodala	4	0	109	14	22	.636	6	8	.750	4	6	.667	2	14	16	17	4	4	2	0	38	9.5
Pachulia	4	4	78	11	18	.611	0	0	---	14	19	.737	8	13	21	5	8	6	3	4	36	9.0
Livingston	4	1	75	12	20	.600	0	0	---	5	5	1.000	1	7	8	10	5	4	8	0	29	7.3
Green	4	4	122	8	21	.381	4	14	.286	3	7	.429	2	31	33	38	14	9	10	5	23	5.8
McGee	4	0	28	10	12	.833	0	0	---	2	6	.333	1	7	8	1	3	3	3	3	22	5.5
West	3	0	32	6	8	.750	0	0	---	0	0	---	2	9	11	5	2	2	1	1	12	4.0
McAdoo	3	0	29	3	5	.600	0	1	.000	3	4	.750	1	3	4	3	1	1	1	1	9	3.0
Looney	3	0	24	3	10	.300	0	0	---	0	0	---	4	5	9	2	5	0	1	0	6	2.0
McCaw	3	0	37	1	6	.167	1	4	.250	0	0	---	2	2	4	2	2	1	1	0	3	1.0
<b>Golden St.</b>	<b>4</b>	<b>-</b>	<b>960</b>	<b>181</b>	<b>342</b>	<b>.529</b>	<b>45</b>	<b>116</b>	<b>.388</b>	<b>93</b>	<b>117</b>	<b>.795</b>	<b>32</b>	<b>147</b>	<b>179</b>	<b>131</b>	<b>73</b>	<b>48</b>	<b>64</b>	<b>24</b>	<b>500</b>	<b>125.0</b>

## TRAIL BLAZERS CONNECTIONS

- **Ed Davis** and Golden State guard Nick Young were teammates on the Los Angeles Lakers during the 2014-15 season.
- Warriors Head Coach Steve Kerr played for the Trail Blazers during the 2001-02 season, averaging 4.1 points and 1.0 assists in 65 games.

# ALL-TIME TRAIL BLAZERS VS. WARRIORS

## 1970-71 (1-3)

10/24	SF	115-118	L	0-1
11/6	P	103-110	L	0-2
12/18	BF	118-122	W	1-0
2/3	P	123-117	W	1-3

## 1971-72 (2-4)

11/18	GS	105-115	L	1-4
12/3	P	115-107	W	2-4
1/6	GS	115-107	L	2-5
1/28	P	104-109	L	2-6
3/6	GS	114-107	L	2-7
3/17	P	114-109	W	3-7

## 1972-73 (1-5)

10/21	P	97-104	L	3-8
11/2	GS	104-118	L	3-9
11/17	P	104-97	W	4-9
1/4	GS	93-108	L	4-10
2/8	GS	111-123	L	4-11
3/13	P	101-109	L	4-12

## 1973-74 (4-3)

11/23	P	89-119	L	4-13
12/14	P	109-101	W	5-13
12/27	GS	118-117	W	6-13
1/6	GS	106-105	W	7-13
2/28	GS	109-109	L	7-14
3/26	P	120-143	L	7-15
3/27	P	132-122	W	8-15

## 1974-75 (3-5)

10/22	GS	107-106	W	9-15
10/25	P	97-99	L	9-16
11/3	P	100-109	L	9-17
12/26	GS	101-112	L	9-18
1/25	GS	109-114	L	9-19
2/16	P	128-113	W	10-19
3/2	P	122-86	W	11-19
3/20	GS	95-97	L	11-20

## 1975-76 (2-4)

12/11	GS	89-101	L	11-21
12/21	P	102-108	W	11-22
12/28	GS	125-123	W	11-22
1/4	P	125-123	W	11-22
2/8	P	105-109	L	13-23
4/8	GS	106-121	L	13-24

## 1976-77 (3-1)

10/26	P	110-96	W	14-24
10/28	GS	92-112	L	14-25
3/17	P	115-106	W	15-25
4/1	P	109-98	L	15-26

## 1977-78 (3-1)

12/25	P	108-97	W	17-25
12/26	GS	108-99	W	18-25
2/3	P	112-92	W	19-25
4/6	GS	96-115	L	19-26

## 1978-79 (2-2)

10/20	GS	108-111	L	19-27
12/25	P	115-102	W	20-27
1/25	P	108-103	L	21-27
4/6	GS	87-91	L	21-28

## 1979-80 (4-2)

10/21	P	91-74	W	22-28
10/31	GS	106-111	L	22-29
12/25	P	113-91	W	23-29
1/2	GS	91-111	L	23-30
2/17	P	103-98	W	24-30
3/19	GS	115-113	W	25-30

## 1980-81 (4-2)

10/15	GS	92-95	L	25-31
12/17	P	122-113	W	26-31
1/17	GS	115-114	W	26-31
12/25	P	115-114	W	26-31
2/4	GS	100-115	L	28-32
3/8	P	120-113	W	29-32

## 1981-82 (4-2)

11/4	GS	107-108	W	30-32
11/22	GS	108-122	W	30-33
3/7	GS	106-102	W	31-33
3/18	P	109-95	W	32-33
3/26	GS	89-102	L	32-34
4/11	P	116-106	W	33-34

## 1982-83 (4-2)

11/9	P	111-96	W	34-34
11/29	P	107-99	W	35-34
1/29	GS	102-94	W	36-34
3/7	GS	102-94	W	36-34
1/6	GS	93-94	L	36-35
4/7	GS	107-118	L	36-36
4/18	P	112-106	W	37-36

## 1983-84 (4-2)

10/29	GS	95-97	L	37-37
11/2	P	103-107	L	38-38
11/9	P	103-107	L	38-38
3/17	P	133-96	W	39-38
3/24	GS	106-94	W	40-38
4/13	P	102-101	W	41-38

## 1984-85 (4-2)

11/11	P	109-97	W	42-38
12/14	GS	92-105	L	42-39
12/15	P	136-120	W	43-39
1/21	GS	129-109	W	44-39
2/28	GS	120-142	L	44-40
3/15	P	126-101	W	45-40

## 1985-86 (5-1)

10/27	P	116-99	W	46-40
12/10	P	94-92	W	47-40
12/14	GS	127-124	W	48-40
1/5	P	136-120	W	49-40
3/23	GS	129-130	W	49-41
4/11	GS	131-130	W	50-41

## 1986-87 (2-4)

11/5	GS	92-102	L	50-42
11/11	P	126-106	W	51-42
12/23	GS	111-112	L	51-43
1/18	P	110-116	L	51-44
3/18	P	119-108	W	52-44
3/19	GS	124-125	L	52-45

## 1987-88 (5-1)

12/22	GS	136-91	W	53-45
1/27	GS	110-115	W	53-46
3/18	GS	123-117	W	54-46
3/18	GS	121-116	W	55-46
4/6	GS	141-113	W	56-46
4/20	GS	131-117	W	57-46

## 1988-89 (4-2)

11/12	GS	100-107	L	57-47
11/27	P	109-94	W	58-47
12/22	GS	117-109	W	59-47
1/27	P	111-107	W	60-47
3/14	GS	129-110	W	61-47
3/21	GS	129-110	W	61-48

## 1989-90 (2-2)

12/15	P	121-116	W	62-48
1/14	GS	121-116	W	62-49
1/31	GS	130-135	L	62-50
3/15	GS	128-121	W	63-50

## 1990-91 (3-2)

11/23	P	143-119	W	64-50
12/18	P	122-94	W	65-50
2/20	GS	118-125	L	65-51
3/19	GS	126-136	L	66-52

## 1991-92 (3-2)

11/4	GS	112-116	L	66-53
12/20	GS	118-123	L	66-54
1/28	GS	124-116	W	67-54
4/5	GS	130-122	W	68-54
4/7	P	110-101	W	69-54

## 1992-93 (5-0)

11/14	GS	130-116	W	70-54
12/20	GS	130-114	W	71-54
1/26	P	111-133	W	72-54
3/7	GS	113-96	W	73-54
4/20	P	115-99	W	74-54

## 1993-94 (2-3)

12/21	GS	100-98	W	75-54
12/26	P	106-108	W	75-55
3/7	P	137-108	W	76-55
3/10	GS	97-100	L	76-56
4/14	GS	108-113	L	76-57

## 1994-95 (4-1)

12/9	P	116-107	W	77-57
1/11	P	104-92	W	78-57
2/22	GS	107-89	W	79-57
4/18	GS	102-103	L	79-58
4/23	P	116-83	W	80-58

## 1995-96 (3-1)

11/29	GS	112-98	W	81-58
2/13	P	98-99	W	81-59
3/28	P	92-87	W	82-59
4/19	GS	95-87	W	83-59

## 1996-97 (2-2)

11/15	GS	104-93	W	84-59
11/29	P	113-93	W	85-59
12/1	GS	70-98	L	85-60
4/1	P	82-91	L	85-61

## 1997-98 (3-1)

11/15	GS	99-87	W	86-61
1/27	P	78-92	W	86-62
2/17	P	101-83	W	87-62
3/29	GS	99-83	W	88-62

## 1998-99 (2-2)

2/14	GS	100-105**	L	86-63
2/20	P	90-84	W	88-63
3/30	GS	90-93	L	90-64

## 1999-2000 (4-0)

12/23	P	111-91	W	91-64
2/15	GS	92-83	W	92-64
2/16	P	99-95	W	93-64
2/20	GS	96-83	W	94-64

## 2000-01 (4-0)

12/12	GS	101-93	W	95-64
3/5	P	122-91	W	96-64
4/6	GS	122-91	W	97-64
4/10	P	116-86	W	98-64

## 2001-02 (2-2)

10/31	P	92-87	W	99-64
11/4	GS	86-96	L	99-65
4/2	GS	91-107	L	99-66
4/6	P	113-86	W	100-66

## 2002-03 (4-0)

12/2	GS	113-111	W	101-66
2/19	P	125-98	W	102-66
4/1	P	100-86	W	103-66
4/4	GS	122-100	W	104-66

## 2003-04 (2-2)

11/23	GS	72-78	L	104-67
1/24	P	87-105	L	104-68
2/20	GS	94-93	W	105-68
4/7	P	87-81	W	106-68

## 2004-05 (2-2)

11/23	GS	79-75	W	107-68
1/23	P	97-88	W	108-68
2/20	P	102-104	L	108-69
4/7	GS	88-108	L	108-70

## 2005-06 (0-4)

11/18	P	80-91	L	108-71
1/28	GS	83-98	L	108-72
4/15	GS	81-86	L	108-73
4/17	P	79-93	L	108-74

## 2006-07 (1-2)

11/3	GS	89-102	L	108-75
1/23	P	106-97	W	109-75
4/18	P	98-120	L	109-76

## 2007-08 (2-2)

12/12	P	109-95	W	110-76
1/9	P	109-91	W	111-76
3/2	GS	104-110	L	111-77
3/27	GS	95-111	L	111-78



# HOUSTON ROCKETS

1510 Polk St.  
Houston, TX 77002  
(713) 758-7200  
Toyota Center (18,023)



**Mike D'Antoni**  
Head Coach  
2nd year

All-time vs. Portland: 23-13 (.639)



**Sr. Director, Media & Player Relations** ..... Tracey Hughes  
**Radio/Spanish** ..... Craig Ackerman, Matt Thomas/Adrian Chavarria  
**Television** ..... Bill Worrell, Matt Bullard, Clyde Drexler

**Assistant Coaches** ..... Jeff Bzdelik, Brett Gunning,  
..... Roy Rogers  
**Head Athletic Trainer** ..... Dr. Jason Biles

## 2016-17 Results

### Houston won, 2-1

11/17 at HOU - Houston 126, Portland 109  
11/27 at POR - Houston 130, Portland 114  
3/30 at POR - Portland 117, Houston 107

## 2017-18 Matchups

**Saturday, Dec. 9 - at Portland (7:00 p.m.)**  
**Wednesday, Jan. 10 - at Houston (5:00 p.m.)**  
**Tuesday, March 20 - at Portland (7:30 p.m.)**  
**Thursday, April 5 - at Houston (5:00 p.m.)**

\*All Times Pacific

## 2016-17 TRAIL BLAZERS vs. ROCKETS

Player	G	S	Min.	FG	FGA	Pct.	3FG	3At	Pct.	FT	FTA	Pct.	Off	Def	RB	Ast.	PF	St	TO	Bl	Pts.	Avg
Lillard	3	3	110	24	55	.436	7	22	.318	21	25	.840	2	12	14	21	4	3	13	1	76	25.3
McCollum	3	3	104	24	53	.453	7	22	.318	11	11	1.000	2	5	7	14	8	2	6	0	66	22.0
Harkless	3	3	101	23	37	.622	6	10	.600	2	2	1.000	7	8	15	0	6	4	1	4	54	18.0
Aminu	1	0	31	5	10	.500	2	5	.400	3	4	.750	1	8	9	1	1	2	1	0	15	15.0
Nurkic	1	1	32	7	16	.438	0	0	---	5	7	.714	5	6	11	0	3	1	4	3	19	19.0
Crabbe	3	1	81	10	21	.476	6	11	.545	2	2	1.000	0	8	8	3	6	6	3	0	28	9.3
Turner	3	0	69	11	27	.407	2	7	.286	3	4	.750	1	12	13	10	8	3	3	0	27	9.0
Plumlee	2	2	63	7	12	.583	0	0	---	1	4	.250	5	11	16	14	6	0	4	2	15	7.5
Vonleh	2	1	31	4	7	.571	1	2	.500	3	4	.750	1	5	6	1	3	0	1	2	12	6.0
Davis	2	1	35	3	5	.600	0	0	---	2	4	.500	4	5	9	1	8	1	0	0	8	4.0
Leonard	3	0	26	4	8	.500	3	6	.500	0	0	---	1	3	4	2	2	0	1	2	11	3.7
Layman	2	0	23	1	4	.250	1	3	.333	4	5	.800	0	2	2	1	3	0	1	0	7	3.5
Connaughton	1	0	6	1	2	.500	0	0	---	0	0	---	0	1	1	0	0	0	0	0	2	2.0
Napier	2	0	11	0	6	.000	0	6	.000	0	0	---	0	2	2	4	1	3	0	0	0	0.0
<b>Portland</b>	<b>3</b>	<b>-</b>	<b>720</b>	<b>124</b>	<b>263</b>	<b>.471</b>	<b>35</b>	<b>94</b>	<b>.372</b>	<b>57</b>	<b>72</b>	<b>.792</b>	<b>29</b>	<b>88</b>	<b>117</b>	<b>72</b>	<b>59</b>	<b>25</b>	<b>40</b>	<b>14</b>	<b>340</b>	<b>113.3</b>

## 2016-17 ROCKETS vs. TRAIL BLAZERS

Player	G	S	Min.	FG	FGA	Pct.	3FG	3At	Pct.	FT	FTA	Pct.	Off	Def	RB	Ast.	PF	St	TO	Bl	Pts.	Avg
Harden	3	3	103	29	69	.420	10	33	.303	26	31	.839	4	18	22	28	8	6	15	1	94	31.3
Gordon	3	1	90	20	42	.476	11	23	.478	4	6	.667	4	6	10	8	8	1	6	0	55	18.3
Ariza	3	3	99	18	26	.692	11	17	.647	4	6	.667	3	11	14	5	5	9	2	0	51	17.0
L. Williams	1	0	29	5	16	.313	0	5	.000	4	7	.571	0	3	3	3	1	1	2	0	14	14.0
Capela	3	3	84	19	27	.704	0	0	---	6	8	.750	8	15	23	1	9	2	3	6	44	14.7
Anderson	2	2	60	9	15	.600	5	9	.556	4	5	.800	3	8	11	4	1	1	1	1	27	13.5
Hilario	2	0	39	10	15	.667	0	0	---	2	2	1.000	3	8	11	5	5	0	4	1	22	11.0
Harrell	1	0	21	4	13	.308	0	0	---	1	1	1.000	4	5	9	3	2	0	2	0	9	9.0
Beverley	3	3	93	7	19	.368	1	8	.125	6	7	.857	5	7	12	10	13	0	2	5	21	7.0
Brewer	2	0	33	4	10	.400	0	1	.000	1	1	1.000	1	6	7	1	4	1	1	1	9	4.5
Dekker	3	0	55	5	10	.500	0	4	.000	2	2	1.000	2	6	8	2	3	1	3	2	12	4.0
Ennis	1	0	5	1	2	.500	1	1	1.000	0	0	---	0	0	0	0	0	0	0	0	3	3.0
Brown	1	0	5	1	4	.250	0	1	.000	0	0	---	0	1	1	0	0	0	1	0	2	2.0
McDaniels	1	0	5	0	0	---	0	0	---	0	0	---	0	1	1	0	1	0	0	0	0	0.0
<b>Houston</b>	<b>3</b>	<b>-</b>	<b>720</b>	<b>132</b>	<b>268</b>	<b>.493</b>	<b>39</b>	<b>102</b>	<b>.382</b>	<b>60</b>	<b>76</b>	<b>.789</b>	<b>37</b>	<b>95</b>	<b>132</b>	<b>70</b>	<b>60</b>	<b>22</b>	<b>42</b>	<b>17</b>	<b>363</b>	<b>121.0</b>

## TRAIL BLAZERS CONNECTIONS

- Houston head coach Mike D'Antoni served as an assistant coach with the Trail Blazers during the 2000-01 season.
- **Al-Farouq Aminu** was teammates with Houston guard Eric Gordon during his rookie season with the L.A. Clippers in 2010-11.

# ALL-TIME TRAIL BLAZERS VS. ROCKETS

## 1970-71 (0-4)

11/16	P	118-136	L	0-1
12/1	P	114-120	L	0-2
12/19	SD	108-118	L	0-3
3/7	SD	121-135	L	0-4

## 1971-72 (2-4)

11/4	Ho	112-110	W	1-4
12/21	P	119-132	L	1-5
1/25	Ho	104-118	L	1-6
2/4	P	114-113	W	2-6
3/9	P	111-114	L	2-7
3/26	Ho	109-131	L	2-8

## 1972-73 (2-2)

12/8	Ho	108-114	L	2-9
1/20	Ho	130-115	W	3-9
1/30	P	120-123	L	3-10
3/16	P	141-128	W	4-10

## 1973-74 (1-3)

11/17	Ho	96-87	W	5-10
1/4	P	113-119	L	5-11
2/10	P	106-112	L	5-12
2/24	Ho	115-133	L	5-13

## 1974-75 (2-2)

11/27	P	111-97	W	6-13
1/17	Ho	127-106	W	7-13
2/9	P	92-102	L	7-14
2/18	Ho	83-107	L	7-15

## 1975-76 (1-3)

1/1	P	107-110	L	7-16
1/10	Ho	94-105	L	7-17
3/10	Ho	110-113	L	7-18
3/19	P	111-105	W	8-18

## 1976-77 (1-3)

12/14	P	104-84	W	9-18
1/22	Ho	107-110	L	9-19
2/23	P	106-123	L	9-20
3/23	Ho	104-109	L	9-21

## 1977-78 (2-2)

11/12	Ho	102-104	L	9-22
1/29	P	123-88	W	10-22
3/8	Ho	97-104	L	10-23
4/4	P	89-101	L	11-23

## 1978-79 (1-3)

11/25	P	127-105	W	12-23
1/29	Ho	110-116	L	12-24
2/15	Ho	115-119	L	12-25
3/2	P	98-118	L	12-26

## 1979-80 (1-1)

12/1	Ho	112-120*	L	12-27
12/16	P	123-101	W	13-27

## 1980-81 (2-3)

10/17	P	99-102	L	13-28
12/12	P	106-100	W	14-28
1/10	Ho	105-106	L	14-29
3/13	Ho	104-126	L	14-30
3/20	P	107-103	W	15-30

## 1981-82 (1-4)

1/25	Ho	98-111	L	15-31
1/30	P	99-110	L	15-32
1/4	Ho	111-100	W	16-32
3/13	Ho	107-112	L	16-33
3/25	P	95-108	L	16-34

## 1982-83 (5-0)

11/11	P	111-90	W	17-34
1/22	P	88-82	W	18-34
1/22	Ho	113-96*	W	19-34
2/22	Ho	113-107	W	20-34
2/24	P	104-97	W	21-34

## 1983-84 (4-1)

11/8	Ho	122-104	W	22-34
12/23	P	97-84	W	23-34
1/23	Ho	120-117	W	24-34
3/31	Ho	106-102	W	25-34
4/5	P	114-129	L	25-35

## 1984-85 (2-3)

12/8	P	120-127	L	25-36
12/29	Ho	92-108	L	25-37
1/15	P	121-117	W	26-37
2/22	Ho	103-97	L	26-38
4/2	P	127-113	W	27-38

## 1985-86 (2-3)

11/24	P	113-127	L	27-39
1/24	P	125-118	W	28-39
12/28	Ho	108-118	L	28-40
3/1	P	117-112	W	29-40
3/13	Ho	118-126	L	29-41

## 1986-87 (3-2)

11/18	Ho	115-111*	W	30-41
12/19	P	115-112	W	31-41
3/8	P	119-93	W	32-41
3/26	Ho	104-119	L	32-42
4/6	P	108-114	L	32-43

## 1987-88 (1-4)

11/10	P	111-118	L	32-44
1/14	Ho	98-103	L	32-45
2/14	P	103-115	L	32-46
3/10	Ho	112-109	W	33-46
3/26	Ho	109-115	L	33-47

## 1988-89 (1-3)

11/25	P	111-94	W	34-47
1/12	Ho	106-116	L	34-48
2/29	P	115-113	L	34-49
3/18	Ho	113-127	L	34-50

## 1989-90 (3-1)

11/7	Ho	86-109	L	34-51
1/29	P	119-100	W	35-51
3/18	P	109-100	W	36-51
3/20	Ho	120-110	W	37-51

## 1990-91 (4-0)

11/2	P	90-89	W	38-51
1/8	Ho	123-97	W	39-51
4/9	Ho	103-93	W	40-51
4/16	P	115-96	W	41-51

## 1991-92 (1-3)

11/5	Ho	99-106	L	41-52
12/10	P	106-108	L	41-53
3/28	P	96-108	W	42-53
4/14	Ho	96-108	L	42-54

## 1992-93 (3-1)

1/3	P	103-101*	W	43-54
1/7	Ho	113-91	W	44-54
3/11	Ho	91-104	L	44-55
3/19	P	106-98*	W	45-55

## 1993-94 (0-4)

11/7	P	92-106	L	45-56
1/4	Ho	95-102	L	45-57
3/15	Ho	99-105	L	45-58
4/17	P	110-119	L	45-59

## 1994-95 (3-1)

11/22	Ho	102-94	W	46-59
2/6	P	120-82	W	47-59
4/7	P	127-109	W	48-59
4/13	Ho	99-112	L	48-60

## 1995-96 (2-2)

12/10	P	103-101**	W	49-60
12/21	Ho	86-91	L	49-61
3/5	P	93-100	L	49-62
3/30	Ho	109-94	W	50-62

## 1996-97 (2-2)

11/26	Ho	101-103*	L	50-63
12/15	P	89-99	L	50-64
1/2	Ho	112-96	W	51-64
2/15	P	106-105	W	52-64

## 1997-98 (3-1)

11/7	Ho	86-85	W	53-64
11/28	P	89-98	L	53-65
1/3	Ho	97-95	W	54-65
2/13	P	105-81	W	55-65

## 1998-99 (1-2)

3/7	P	111-71	W	56-65
3/16	Ho	93-101	L	56-66
4/15	Ho	76-85	L	56-67

## 1999-2000 (2-2)

11/26	P	91-88*	W	57-67
12/21	Ho	89-79	W	58-67
1/18	Ho	89-90	L	58-68
4/5	P	105-118	L	58-69

## 2000-01 (3-1)

11/11	P	111-88	W	59-69
12/2	Ho	96-85	W	60-69
2/26	Ho	95-86	W	61-69
4/13	P	103-109	L	61-70

## 2001-02 (3-1)

11/20	P	87-94	L	61-71
12/18	Ho	101-92	W	62-71
4/12	Ho	80-79	W	63-71
4/17	P	92-79	W	64-71

## 2002-03 (3-1)

11/12	Ho	83-86	L	64-72
11/26	P	77-71	W	65-72
3/19	P	94-83	W	66-72
4/8	Ho	81-66	W	67-72

## 2003-04 (1-3)

11/21	P	85-78	W	68-72
12/9	Ho	91-93	L	68-73
2/27	Ho	85-89	L	68-74
3/33	P	85-93*	L	68-75

## 2004-05 (0-4)

11/21	P	93-97	L	68-76
2/13	Ho	80-81	L	68-77
3/16	Ho	77-108	L	68-78
3/30	P	84-100	L	68-79

## 2005-06 (1-2)

12/11	P	86-100	L	68-80
3/5	Ho	84-102	L	68-81
4/5	P	76-75	W	69-81

## 2006-07 (2-2)

12/20	P	89-87	W	70-81
1/26	Ho	69-99	W	70-82
4/6	Ho	66-78	W	71-82
4/11	P	95-99	L	71-83

## 2007-08 (0-4)

11/3	Ho	80-89	L	71-84
1/25	Ho	79-89	L	71-85
2/11	Ho	83-95	L	71-86
4/3	P	86-95	L	71-87

## 2008-09 (1-2)

11/6	Ho	105-99*	W	72-87
2/24	Ho	94-98	L	72-88
4/5	Ho	88-102	L	72-89

## 2009-10 (2-2)

11/6	P	95-87	W	73-89
10/31	Ho	107-111	L	73-90
12/5	P	90-89	W	74-90
1/29	Ho	100-104	L	74-91

## 2010-11 (2-1)

1/2	P	100-85	W	75-91
1/4	Ho	103-100	W	76-91
3/1	P	87-103	L	76-92

## 2011-12 (0-3)

11/4	Ho	105-107*	L	76-93
2/8	P	96-103	L	76-94
4/9	P	89-94	L	76-95

## 2012-13 (2-2)

11/3	Ho	95-85*	W	77-95
11/16	P	119-117*	W	78-95
2/8	Ho	103-118	L	78-96
4/5	P	98-116	L	78-97

## 2013-14 (1-3)

11/5	P	101-116	L	78-98
12/12	P	111-104	W	79-98
1/20	Ho	113-126	L	79-99
3/9	Ho	113-118*	L	79-100

# INDIANA PACERS

125 S. Pennsylvania St.  
Indianapolis, IN 46204  
(317) 917-2500  
Bankers Life Fieldhouse (17,923)



**Nate McMillan**  
Head Coach  
2nd year  
All-time vs. Portland: 9-12 (.429)

**Director, Media Relations** ..... David Benner  
**Radio** ..... Mark Boyle, Bob Leonard  
**T.V.** ..... Quinn Buckner, Chris Denari, Jeremiah Johnson

**Assistant Coaches** ..... Bill Bayno, Dan Burke, Popeye Jones  
**Head Athletic Trainer** ..... Josh Corbell

## 2016-17 Results

### Series tied, 1-1

11/30 at POR - Portland 131, Indiana 109  
12/10 at IND - Indiana 118, Portland 111

## 2017-18 Matchups

Friday, Oct. 20 - at Indiana (4:00 p.m.)

**Thursday, Jan. 18 - at Portland (7:00 p.m.)**

\*All Times Pacific

## 2016-17 TRAIL BLAZERS vs. PACERS

Player	G	S	Min.	FG	FGA	Pct.	3FG	3At	Pct.	FT	FTA	Pct.	Off	Def	RB	Ast.	PF	St	TO	Bl	Pts.	Avg
Lillard	2	2	72	21	42	.500	6	20	.300	13	16	.813	1	7	8	19	7	4	3	0	61	30.5
McCollum	2	2	72	19	40	.475	9	17	.529	6	6	1.000	4	5	9	9	2	2	3	3	53	26.5
Harkless	2	2	60	12	21	.571	4	10	.400	2	2	1.000	3	0	3	0	5	3	1	0	30	15.0
Plumlee	2	2	53	11	18	.611	0	1	.000	2	2	1.000	4	13	17	8	8	0	5	1	24	12.0
Crabbe	2	0	49	7	12	.583	4	6	.667	5	5	1.000	0	6	6	3	8	1	1	0	23	11.5
Turner	2	0	47	7	13	.538	2	3	.667	2	2	1.000	0	7	7	8	3	5	3	0	18	9.0
Leonard	2	0	45	5	16	.313	2	11	.182	0	0	---	1	6	7	0	4	0	2	0	6.0	
Quarterman	1	0	2	2	2	1.000	1	1	1.000	0	0	---	0	0	0	0	0	0	0	0	5	5.0
Davis	2	2	66	4	9	.444	0	0	---	0	0	---	9	11	20	3	5	3	4	2	8	4.0
Vonleh	2	0	9	3	3	1.000	0	0	---	2	2	1.000	1	2	3	1	1	0	0	0	8	4.0
Connaughton	1	0	2	0	0	---	0	0	---	0	0	---	0	1	1	0	0	0	0	0	0	0.0
Layman	1	0	2	0	0	---	0	0	---	0	0	---	0	0	0	0	0	0	1	0	0	0.0
Napier	1	0	2	0	0	---	0	0	---	0	0	---	0	0	0	0	0	1	0	0	0	0.0
<b>Portland</b>	<b>2</b>	<b>-</b>	<b>480</b>	<b>91</b>	<b>176</b>	<b>.517</b>	<b>28</b>	<b>69</b>	<b>.406</b>	<b>32</b>	<b>35</b>	<b>.914</b>	<b>23</b>	<b>58</b>	<b>81</b>	<b>51</b>	<b>43</b>	<b>19</b>	<b>26</b>	<b>6</b>	<b>242</b>	<b>121.0</b>

## 2016-17 PACERS vs. TRAIL BLAZERS

Player	G	S	Min.	FG	FGA	Pct.	3FG	3At	Pct.	FT	FTA	Pct.	Off	Def	RB	Ast.	PF	St	TO	Bl	Pts.	Avg.
George	1	1	36	13	27	.481	5	10	.500	6	7	.857	1	4	5	3	2	3	2	0	37	37.0
Teague	2	2	63	10	20	.500	3	4	.750	11	14	.786	0	6	6	14	4	2	5	2	34	17.0
Turner	2	2	64	12	20	.600	1	1	1.000	8	9	.889	6	12	18	2	7	0	1	2	4	16.5
T. Young	2	2	63	11	19	.579	6	8	.750	0	0	---	3	11	14	3	2	3	6	3	28	14.0
Jefferson	2	0	36	9	17	.529	0	0	---	5	7	.714	2	7	9	2	2	0	0	1	23	11.5
Robinson	2	1	49	8	12	.667	3	5	.600	1	1	1.000	0	5	5	1	4	1	1	0	20	10.0
Brooks	2	0	35	7	16	.438	3	7	.429	2	2	1.000	1	4	5	2	1	2	4	0	19	9.5
Stuckey	2	0	51	3	11	.273	0	3	.000	9	10	.900	0	4	4	4	2	1	5	0	15	7.5
Ellis	2	2	44	3	8	.375	0	2	.000	8	9	.889	0	1	1	8	3	0	2	0	14	7.0
Allen	1	0	17	0	1	.000	0	0	---	2	2	1.000	1	1	2	2	0	0	0	2	2	2.0
J. Young	1	0	3	0	1	.000	0	1	.000	2	2	1.000	0	0	0	0	0	0	1	0	2	2.0
Christmas	1	0	2	0	0	---	0	0	---	0	0	---	0	0	0	0	0	0	0	0	0	0.0
Miles	1	0	14	0	3	.000	0	2	.000	0	0	---	0	2	2	2	0	1	0	1	0	0.0
Niang	1	0	3	0	0	---	0	0	---	0	0	---	0	0	0	0	0	0	0	0	0	0.0
Indiana	2	-	480	76	155	.490	21	43	.488	54	63	.857	14	57	71	43	27	14	30	13	227	113.5

## TRAIL BLAZERS CONNECTIONS

- Indiana head coach Nate McMillan served as Portland's head coach for six-plus seasons from 2005-12, compiling an overall record of 266-269.
- Trail Blazers forward **Evan Turner** played 27 games for Indiana after being acquired from Philadelphia during the 2013-14 season.

## ALL-TIME TRAIL BLAZERS VS. PACERS

### 1976-77 (4-0)

11/28	P	145-115	W	1-0
12/1	Ind	101-100	W	2-0
2/3	Ind	107-98	W	3-0
3/16	P	134-110	W	4-0

### 1977-78 (3-1)

11/6	P	108-106	W	5-0
11/16	Ind	104-111	L	5-1
2/10	Ind	112-108	W	6-1
2/19	P	127-104	W	7-1

### 1978-79 (1-3)

11/18	P	123-111	W	8-1
12/6	Ind	109-115	L	8-2
1/9	P	104-112	L	8-3
3/9	Ind	116-125	L	8-4

### 1979-80 (0-2)

11/7	Ind	90-97	L	8-5
1/8	P	118-122	L	8-6

### 1980-81 (2-0)

2/22	Ind	113-109*	W	9-6
3/3	P	117-112	W	10-6

### 1981-82 (1-1)

1/12	P	105-93	W	11-6
2/14	Ind	91-107	L	11-7

### 1982-83 (2-0)

1/4	P	119-117	W	12-7
3/9	Ind	101-97	W	13-7

### 1983-84 (1-1)

2/26	Ind	100-102	L	13-8
3/3	P	118-98	W	14-8

### 1984-85 (2-0)

1/6	P	118-101	W	15-8
1/23	Ind	136-104	W	16-8

### 1985-86 (2-0)

1/15	Ind	109-104	W	17-8
3/4	P	102-99	W	18-8

### 1986-87 (2-0)

11/23	P	108-95	W	19-8
11/30	Ind	118-101	W	20-8

### 1987-88 (2-0)

11/22	P	120-110	W	21-8
12/12	Ind	108-101	W	22-8

### 1988-89 (0-2)

12/7	Ind	120-129	L	22-9
3/5	P	118-121*	L	22-10

### 1989-90 (1-1)

12/17	P	121-113	W	23-10
2/25	Ind	112-117	L	23-11

### 1990-91 (2-0)

12/7	Ind	127-105	W	24-11
12/11	P	122-96	W	25-11

### 1991-92 (2-0)

11/8	P	121-96	W	26-11
12/7	Ind	115-112	W	27-11

### 1992-93 (1-1)

12/2	Ind	112-103	W	28-11
12/11	P	124-134**	L	28-12

### 1993-94 (1-1)

12/23	P	108-96	W	29-12
3/1	Ind	94-106	L	29-13

### 1994-95 (1-1)

11/27	P	99-89	W	30-13
4/2	Ind	93-104	L	30-14

### 1995-96 (1-1)

12/27	Ind	87-101	L	30-15
3/10	P	113-108**	W	31-15

### 1996-97 (1-1)

11/17	Ind	88-83	W	32-15
12/3	P	93-98*	L	32-16

### 1997-98 (1-1)

12/10	P	93-85	W	33-16
2/27	Ind	59-124	L	33-17

### 1998-99 (1-0)

2/10	P	100-92	W	34-17
------	---	--------	---	-------

### 1999-2000 (0-2)

11/29	P	91-93	L	34-18
3/9	Ind	119-127*	L	34-19

### 2000-01 (2-0)

1/3	P	102-86	W	35-19
1/25	Ind	92-82	W	36-19

### 2001-02 (1-1)

11/10	Ind	96-105	L	36-20
11/27	P	96-90	W	37-20

### 2002-03 (2-0)

3/8	P	94-80	W	38-20
3/17	Ind	95-88	W	39-20

### 2003-04 (1-1)

12/3	P	97-95*	W	40-20
3/17	Ind	71-80	L	40-21

### 2004-05 (0-2)

2/16	Ind	87-95	L	40-22
3/4	P	97-106	L	40-23

### 2005-06 (0-2)

12/2	P	78-98	L	40-24
2/8	Ind	69-101	L	40-25

### 2006-07 (0-2)

11/28	P	97-105	L	40-26
12/8	Ind	95-108	L	40-27

### 2007-08 (0-2)

11/28	P	89-95	L	40-28
2/9	Ind	93-101	L	40-29

### 2008-09 (2-0)

3/4	P	107-105	W	41-29
3/18	Ind	95-85	W	42-29

### 2009-10 (2-0)

12/9	Ind	102-91	W	43-29
3/3	P	102-79	W	44-29

### 2010-11 (1-1)

1/22	P	97-92	W	45-29
2/4	Ind	87-100	L	45-30

### 2011-12 (0-1)

3/13	Ind	75-92	L	45-31
------	-----	-------	---	-------

### 2012-13 (1-1)

12/5	Ind	92-99	L	45-32
1/23	P	100-80	W	46-32

### 2013-14 (1-1)

12/2	P	106-102	W	47-32
2/7	Ind	113-118*	L	47-33

### 2014-15 (2-0)

12/4	P	88-82	W	48-33
12/13	Ind	95-85*	W	49-33

### 2015-16 (2-0)

12/3	P	123-111	W	50-33
2/28	Ind	111-102	W	51-33

### 2016-17 (1-1)

11/30	P	131-109	W	52-33
12/10	Ind	111-118	L	52-34

\* Overtime periods

## SERIES HISTORY AND HIGHLIGHTS

**All-time series record:** Trail Blazers lead, 52-34

**In Portland:** Trail Blazers lead, 33-10

**In Indianapolis:** Pacers lead, 24-19

**Longest Win Streaks:** Trail Blazers (9), Pacers (9)

**Biggest Trail Blazers Win:** 32 points, 136-104, 1/23/85

**Biggest Pacers Win:** 65 points, 124-59, 2/27/98 (*Worst loss in Trail Blazers history*)

**Most Points, Trail Blazers:** 145-115, 11/28/76

**Fewest Points, Trail Blazers:** 59-124, 2/27/98

**Most Points, Pacers:** 134-124, 12/11/92 (2OT); 129-120, 12/7/88

**Fewest Points, Pacers:** 79-102, 3/3/10

**Overtime Games:** (8) Pacers 5, Trail Blazers 3

**Individual Bests, Trail Blazers:**

**Points:** 38---Damian Lillard, 2/7/14 (OT); 37---Tom Owens, 3/9/79;

37---Clifford Robinson, 3/10/96

**Rebounds:** 22---Maurice Lucas, 2/3/76; 22---Buck Williams, 12/11/92 (2OT)

**Assists:** 14---Clyde Drexler, 11/30/86; 14---Terry Porter, 11/22/87

**Individual Bests, Pacers:**

**Points:** 43---Paul George, 12/2/13

**Rebounds:** 17---Dave Robisch, 11/6/77; 17---Jeff Foster (twice), 2/16/05 and 11/28/07

**Assists:** 16---Vern Fleming, 12/17/89

# LOS ANGELES CLIPPERS

6951 S. Centinela Ave.  
Playa Vista, CA 90094  
(310) 862-6000  
STAPLES Center (19,060)



**Doc Rivers**  
Head Coach  
5th year

All-time vs. Portland: 24-15 (.615)

**Vice President, Communications** ..... TBD  
**Radio** ..... Brian Sieman  
**Spanish Radio** ..... Armando Garcia  
**Television** ..... Ralph Lawler, Michael Smith

**Assistant Coaches** ... Mike Woodson, Sam Cassell, Brendan O'Connor, Armond Hill, Patrick Sullivan, John Welch  
**Head Athletic Trainer** ..... Jasen Powell

## 2016-17 Results

**Los Angeles won, 3-0**

10/27 at POR - L.A. Clippers 114, Portland 106  
11/9 at LAC - L.A. Clippers 111, Portland 80  
12/12 at LAC - L.A. Clippers 121, Portland 120

## 2017-18 Matchups

**Thursday, Oct. 26 - at Portland (7:00 p.m.)**  
**Tuesday, Jan. 30 - at L.A. Clippers (7:30 p.m.)**  
**Sunday, March 18 - at L.A. Clippers (7:30 p.m.)**  
**Friday, March 30 - at Portland (7:30 p.m.)**

\*All Times Pacific

## 2016-17 TRAIL BLAZERS vs. CLIPPERS

Player	G	S	Min.	FG	FGA	Pct.	3FG	3A	Pct.	FT	FTA	Pct.	Off	Def	RB	Ast.	PF	St	TO	Bl	Pts.	Avg.
Lillard	3	3	101	19	51	.373	6	16	.375	17	19	.895	1	15	16	12	11	1	9	1	61	20.3
McCollum	3	3	97	18	40	.450	3	7	.429	10	11	.909	1	12	13	5	11	4	9	0	49	16.3
Plumlee	3	3	85	16	36	.444	0	1	.000	7	12	.583	8	11	19	14	10	1	4	8	39	13.0
Harkless	3	3	86	16	27	.593	3	8	.375	2	2	1.000	8	10	18	3	8	1	2	1	37	12.3
Crabbe	3	0	75	12	22	.545	2	6	.333	6	6	1.000	0	5	5	5	4	1	3	0	32	10.7
Turner	3	0	73	12	28	.429	1	7	.143	1	1	1.000	5	11	16	9	9	0	3	0	26	8.7
Aminu	2	2	46	4	12	.333	2	8	.250	1	2	.500	1	11	12	4	5	0	4	1	11	5.5
Layman	2	0	16	4	8	.500	1	5	.200	0	0	---	0	1	1	2	2	1	1	0	9	4.5
Vonleh	3	1	51	4	14	.286	1	3	.333	4	5	.800	4	11	15	1	7	1	3	1	13	4.3
Quarterman	1	0	6	2	2	1.000	0	0	---	0	0	---	1	0	1	0	0	0	0	0	4	4.0
Napier	3	0	22	4	10	.400	1	6	.167	2	3	.667	0	2	2	2	2	2	0	0	11	3.7
Leonard	2	0	24	3	8	.375	0	2	.000	0	0	---	2	8	10	1	3	0	4	1	6	3.0
Davis	3	0	28	0	2	.000	0	0	---	7	8	.875	2	6	8	0	9	2	1	0	7	2.3
Connaughton	1	0	8	0	0	---	0	0	---	1	2	.500	0	1	1	1	0	0	0	1	1	1.0
<b>Portland</b>	<b>3</b>	<b>-</b>	<b>720</b>	<b>114</b>	<b>260</b>	<b>.438</b>	<b>20</b>	<b>69</b>	<b>.290</b>	<b>58</b>	<b>71</b>	<b>.817</b>	<b>33</b>	<b>104</b>	<b>137</b>	<b>59</b>	<b>81</b>	<b>14</b>	<b>44</b>	<b>14</b>	<b>306</b>	<b>102.0</b>

## 2016-17 CLIPPERS vs. TRAIL BLAZERS

Player	G	S	Min.	FG	FGA	Pct.	3FG	3A	Pct.	FT	FTA	Pct.	Off	Def	RB	Ast.	PF	St	TO	Bl	Pts.	Avg.
Griffin	3	3	103	28	61	.459	1	4	.250	18	22	.818	13	25	38	13	8	5	6	3	75	25.0
Paul	3	3	93	23	47	.489	9	20	.450	12	13	.923	2	12	14	26	7	4	4	0	67	22.3
Redick	3	3	76	11	24	.458	3	11	.273	12	14	.857	0	4	4	1	5	2	3	1	37	12.3
Speights	3	0	45	11	24	.458	5	10	.500	9	11	.818	5	9	14	2	5	0	1	2	36	12.0
Crawford	3	0	67	8	27	.296	2	12	.167	13	13	1.000	0	4	4	6	4	5	4	1	31	10.3
Jordan	3	3	85	11	22	.500	0	0	---	9	22	.409	16	17	33	2	10	3	3	7	31	10.3
Rivers	2	0	56	7	18	.389	2	8	.250	1	1	1.000	0	8	8	7	4	1	0	0	17	8.5
Bass	1	0	9	2	3	.667	0	0	---	4	4	1.000	1	1	2	0	2	0	0	0	8	8.0
Felton	3	0	64	7	17	.412	2	6	.333	0	0	---	0	1	1	4	5	5	2	1	16	5.3
Mbah a Moute	3	3	62	4	9	.444	3	3	1.000	3	6	.500	2	8	10	0	4	1	0	1	14	4.7
W. Johnson	3	0	39	4	10	.400	2	7	.286	1	1	1.000	2	8	10	0	4	1	2	3	11	3.7
Anderson	2	0	21	1	5	.200	1	3	.333	0	0	---	1	2	3	1	2	0	1	0	3	1.5
<b>L.A. Clippers</b>	<b>3</b>	<b>-</b>	<b>720</b>	<b>117</b>	<b>267</b>	<b>.438</b>	<b>30</b>	<b>84</b>	<b>.357</b>	<b>82</b>	<b>107</b>	<b>.766</b>	<b>42</b>	<b>99</b>	<b>141</b>	<b>62</b>	<b>60</b>	<b>28</b>	<b>28</b>	<b>19</b>	<b>346</b>	<b>115.3</b>

## TRAIL BLAZERS CONNECTIONS

- Trail Blazers President of Basketball Operations **Neil Olshey** served as the Clippers' Vice President of Basketball Operations for two seasons from 2010-12.
- Portland forward **Al-Farouq Aminu** was drafted eighth overall by Los Angeles in the 2010 NBA Draft and averaged 5.6 points and 3.3 rebounds in his lone season with the Clippers.

# ALL-TIME TRAIL BLAZERS VS. CLIPPERS

## 1970-71 (6-6)

10/26	P	119-108	W	1-0
10/31	P	107-102	W	2-1
11/17	P	101-102	L	2-2
11/21	Bu	122-108	W	3-1
11/28	Bu	98-111	L	3-2
12/11	Bu	120-105	W	4-3
12/14	Bu	112-119	L	4-4
12/20	Bu	106-126	L	4-5
12/24	Bu	111-123	L	4-6
3/8	P	98-114	L	4-6
3/14	P	122-112	W	5-5
3/20	P	123-120	W	6-6

## 1971-72 (4-2)

10/29	P	119-120	L	6-7
11/9	Bu	100-109	L	6-8
12/10	P	101-100	W	7-9
12/12	P	108-90	W	8-8
1/4	Bu	102-100	W	9-8
3/7	P	98-84	W	10-8

## 1972-73 (2-2)

1/12	Bu	100-120	L	10-9
2/13	Bu	120-100	W	11-10
3/10	Bu	101-107	L	7-10
3/25	Bu	113-107	W	12-10

## 1973-74 (1-3)

11/9	P	122-108	W	13-10
12/5	Bu	110-114	L	13-11
3/10	Bu	119-120	L	13-12
3/10	Bu	112-122	L	13-13

## 1974-75 (2-2)

11/1	P	113-106	W	14-13
12/6	Bu	104-114	L	14-15
2/21	Bu	106-116	L	14-15
3/16	P	102-95	W	15-15

## 1975-76 (2-2)

11/22	Bu	109-104	W	16-15
11/29	Bu	130-115	W	17-15
2/17	Bu	113-116	L	17-16
3/16	P	98-112	L	17-17

## 1976-77 (3-1)

11/21	P	121-98	W	18-17
12/10	Bu	103-102	W	19-17
3/8	Bu	95-102	L	19-18
3/29	P	127-101	W	20-18

## 1977-78 (3-1)

10/25	P	107-85	W	21-18
11/7	P	111-108	W	22-18
3/12	Bu	96-96	L	23-19

## 1978-79 (2-2)

11/3	P	119-98	W	24-19
1/24	SD	121-122	L	24-20
3/14	SD	105-110	L	24-21
3/20	SD	115-109	W	25-21

## 1979-80 (4-2)

10/16	P	88-81	W	26-21
11/3	SD	123-102	W	27-21
12/9	P	96-98	L	27-22
2/8	SD	104-118	L	27-23
3/23	SD	98-91	W	28-23
3/27	SD	96-93	W	29-23

## 1980-81 (4-2)

11/8	P	106-110*	L	28-24
12/4	SD	103-100	W	30-24
1/29	SD	108-106	W	31-24
2/24	P	107-121	L	31-25
3/17	P	127-112	W	32-25
3/29	SD	144-129	W	33-25

## 1981-82 (4-2)

11/12	SD	115-122	L	33-26
12/15	SD	118-101	W	34-26
12/26	SD	128-116	W	35-26
1/28	P	96-93	W	36-26
4/8	P	104-104	W	37-26
4/15	SD	123-129	L	37-27

## 1982-83 (5-1)

11/30	SD	121-114	W	38-27
12/16	SD	111-113	W	39-27
12/26	SD	105-102	L	39-28
2/15	P	115-106	W	40-28
3/15	P	104-104	W	41-28
4/14	SD	120-83	W	42-28

## 1983-84 (4-2)

10/28	P	107-93	W	43-28
1/24	SD	113-118	L	43-29
2/8	SD	114-105	W	44-29
3/20	P	117-92	W	45-29
3/29	SD	106-105	W	46-29
4/6	SD	112-121	L	46-30

## 1984-85 (5-1)

11/3	LA	131-112	W	47-30
11/18	LA	113-105	W	48-30
12/13	LA	100-106	L	48-31
2/23	P	126-93	W	50-31
3/25	LA	120-99	W	51-31

## 1985-86 (4-2)

10/29	LA	113-119	L	51-32
11/21	LA	112-108	W	52-32
12/25	P	121-107	W	53-32
1/16	P	119-113	W	54-32
2/13	P	113-118	L	54-33
4/10	P	115-110	W	55-33

## 1986-87 (6-0)

11/14	P	119-109	W	56-33
12/12	P	134-99	W	57-33
12/22	LA	113-112	W	58-33
1/16	P	119-113	W	59-33
3/12	LA	134-123	W	60-33
4/17	P	133-100	W	61-33

## 1987-88 (6-0)

11/7	LA	124-99	W	62-33
11/27	P	97-87	W	63-33
3/13	P	121-106	W	64-33
4/5	P	141-119	W	66-33
4/6	P	111-103	W	67-33

## 1988-89 (5-1)

11/15	P	125-103	W	68-33
12/13	P	113-92	W	69-33
1/1	LA	108-107	W	70-33
2/17	P	119-113	W	71-33
4/6	LA	123-133	L	71-34
4/11	P	126-102	W	72-34

## 1989-90 (5-0)

11/28	P	116-94	W	73-34
12/12	P	99-92	W	74-34
1/27	P	118-115	W	75-34
4/6	P	108-98	W	76-34
4/16	LA	93-85	W	77-34

## 1990-91 (3-1)

11/11	P	138-107	W	78-34
12/21	LA	117-107	W	79-34
3/17	P	97-107	L	79-35
3/20	LA	107-97	W	80-35

## 1991-92 (3-2)

11/19	P	132-112	W	81-35
11/21	P	106-91	W	82-35
2/16	P	106-107	L	82-36
2/21	LA	123-116	W	83-36
4/9	LA	100-106	L	83-37

## 1992-93 (3-2)

2/12	LA	111-104	W	84-37
2/14	P	86-96	L	84-38
3/26	P	122-110	W	85-38
4/13	P	101-99	W	86-38
4/25	LA	112-123	L	86-39

## 1993-94 (3-2)

11/5	LA	112-97	L	86-40
12/29	P	114-98	W	87-40
2/22	P	120-117	W	88-40
2/23	LA	121-112	W	89-40
3/20	LA	110-114	L	89-41

## 1994-95 (5-0)

11/5	A-J	121-100	W	90-41
11/6	H-J	112-97	W	91-41
12/14	P	121-73	W	92-41
1/20	LA	108-97	W	93-41
2/27	P	96-83	W	94-41

J-Games played in Yokohama, Japan

## 1995-96 (2-2)

11/20	P	113-95	W	95-41
3/15	P	86-79	W	96-42
4/8	LA	89-102	L	96-43

## 1996-97 (4-0)

12/27	LA	102-98	W	97-43
1/21	P	100-82	W	98-43
3/11	P	109-105	W	99-43
3/16	LA	108-94	W	100-43

## 1997-98 (4-0)

11/1	P	82-74	W	101-43
3/16	P	103-92	W	102-43
4/9	LA	99-95	W	103-43
4/16	P	99-90	W	104-43

## 1998-99 (2-1)

3/13	LA	106-96	W	105-43
4/10	LA	97-70	W	106-43
4/11	P	83-69	L	106-44

## 1999-2000 (4-0)

11/3	P	121-98	W	107-44
11/27	LA	88-71	W	108-44
2/9	P	107-100	W	109-44
4/18	LA	116-100	W	110-44

## 2000-01 (2-2)

2/3	LA	89-90	L	110-45
2/24	LA	120-123**	L	110-46
3/1	P	94-81	W	111-46
3/26	P	104-96	W	112-46

## 2001-02 (3-1)

11/8	P	119-101	W	113-46
1/1	LA	97-112	L	113-47
1/19	P	113-93	W	114-47
2/18	LA	80-79	W	115-47

## 2002-03 (3-1)

11/15	P	112-88	W	116-47
12/18	LA	97-93	W	117-47
2/28	P	109-103	W	118-47
4/16	LA	93-107	L	118-48

## 2003-04 (2-2)

1/13	LA	96-103*	L	118-49
2/18	P	101-86	W	119-49
3/7	LA	71-91	L	119-50
3/24	P	91-85	W	120-50

## 2004-05 (2-2)

11/5	P	94-81	W	121-50
1/5	LA	98-102	L	121-51
1/28	P	90-89	W	122-51
3/21	LA	89-96	L	122-52

## 2005-06 (0-3)

11/6	P	94-100	L	122-53
3/26	P	83-97	L	122-54
4/12	LA	93-97	L	122-55

## 2006-07 (1-3)

11/6	LA	89-102	L	122-56
12/15	P	109-99	W	123-56
3/1	P	98-98	W	123-56
4/13	LA	89-107	L	123-58

## 2007-08 (3-0)

3/21	P	82-80	W	124-58
3/21	P	107-102	W	125-58
3/22	LA	83-72	W	126-58

## 2008-09 (3-1)

12/12	P	112-120**	L	126-59
1/26	LA	113-88	W	127-59
2/22	P	116-87	W	128-59
4/11	LA	87-72	W	129-59

## 2009-10 (3-1)

12/3	P	100-91	W	134-60
1/20	P	108-93	W	135-60
<b>2011-12 (1-3)</b>				
1/1	LA	88-93	L	135-61
1/10	P	105-97	W	136-61
2/16	P	71-74	L	136-62

# LOS ANGELES LAKERS

2275 E. Mariposa Ave.  
El Segundo, CA 90245  
(310) 426-6000  
STAPLES Center (18,997)



**Luke Walton**  
Head Coach  
2nd year

All-time vs. Portland: 0-4 (.000)

**Director, Media Relations**.....Alison Bogli  
**Radio**.....John Ireland, Mychal Thompson  
**Spanish Radio**.....Fernando Gonzalez, Pepe Mantilla  
**Television**.....Bill Macdonald, Stu Lantz  
**Spanish Television**.....Adrian Garcia Marquez, Francisco Pinto

**Assistant Coaches**.....Brian Shaw, Jesse Murmuys,  
Brian Keefe, Mark Madsen, Jud Buechler, Miles Simon  
**Head Athletic Trainer**.....Marco Nunez

## 2016-17 Results

**Portland won, 4-0**

1/5 at POR - Portland 118, L.A. Lakers 109  
1/10 at LAL - Portland 108, L.A. Lakers 87  
1/25 at POR - Portland 105, L.A. Lakers 98  
3/26 at LAL - Portland 97, L.A. Lakers 81

## 2017-18 Matchups

**Thursday, Nov. 2 - at Portland (7:30 p.m.)**

**Saturday, Dec. 23 - at L.A. Lakers (6:30 p.m.)**

**Monday, March 5 - at L.A. Lakers (7:30 p.m.)**

\*All Times Pacific

## 2016-17 TRAIL BLAZERS vs. LAKERS

Player	G	S	Min.	FG	FGA	Pct.	3FG	3At	Pct.	FT	FTA	Pct.	Off	Def	RB	Ast.	PF	St	TO	Bl	Pts.	Avg.
McCullum	4	4	131	35	68	.515	8	22	.364	11	12	.917	1	8	9	18	10	4	7	0	89	22.3
Lillard	4	4	133	29	75	.387	10	31	.323	19	24	.792	4	20	24	23	10	4	6	1	87	21.8
Plumlee	3	3	90	19	29	.655	0	0	---	7	16	.438	4	23	27	9	13	4	6	4	45	15.0
Crabbe	4	4	109	21	39	.538	7	17	.412	4	4	1.000	3	12	15	2	6	2	4	2	53	13.3
Harkless	3	3	86	11	16	.688	2	6	.333	7	8	.875	1	12	13	6	6	4	7	6	31	10.3
Turner	4	1	107	16	32	.500	1	5	.200	6	9	.667	2	8	10	12	4	2	4	0	39	9.8
Aminu	4	2	117	10	25	.400	3	8	.375	3	5	.600	5	37	42	15	5	2	7	6	26	6.5
Davis	2	0	37	4	9	.444	0	0	---	5	6	.833	6	10	16	0	6	1	1	0	13	6.5
Nurkic	1	1	25	4	15	.267	0	0	---	1	2	.500	4	9	13	4	3	1	2	1	9	9.0
Vonleh	4	2	55	8	15	.533	0	0	---	0	2	.000	6	19	25	0	4	0	3	0	16	4.0
Leonard	3	0	36	3	12	.250	2	6	.333	0	0	---	2	8	10	3	2	0	0	1	8	2.7
Layman	2	0	5	2	4	.500	1	1	1.000	0	0	---	0	0	0	0	0	0	0	0	5	2.5
Connaughton	3	0	20	2	5	.400	1	1	1.000	0	0	---	0	2	2	1	0	1	1	1	5	1.7
Napier	2	0	7	1	1	1.000	0	0	---	0	0	---	0	1	1	2	1	0	0	0	2	1.0
<b>Portland</b>	<b>4</b>	<b>-</b>	<b>960</b>	<b>165</b>	<b>345</b>	<b>.478</b>	<b>35</b>	<b>97</b>	<b>.361</b>	<b>63</b>	<b>88</b>	<b>.716</b>	<b>38</b>	<b>169</b>	<b>207</b>	<b>95</b>	<b>70</b>	<b>25</b>	<b>49</b>	<b>22</b>	<b>428</b>	<b>107.0</b>

## 2016-17 LAKERS vs. TRAIL BLAZERS

Player	G	S	Min.	FG	FGA	Pct.	3FG	3At	Pct.	FT	FTA	Pct.	Off	Def	RB	Ast.	PF	St	TO	Bl	Pts.	Avg.
Russell	3	3	98	18	51	.353	1	19	.053	16	20	.800	1	12	13	10	8	5	7	1	53	17.7
Williams	3	0	68	17	38	.447	9	17	.529	8	9	.889	0	6	6	8	2	3	5	0	51	17.0
Clarkson	4	1	126	23	54	.426	9	20	.450	7	9	.778	2	12	14	10	5	5	4	0	62	15.5
Young	3	3	93	12	34	.353	8	20	.400	4	5	.800	1	5	6	2	8	1	1	1	36	12.0
Zubac	2	1	54	9	24	.375	0	2	.000	4	4	1.000	4	13	17	4	5	0	5	3	22	11.0
Deng	2	2	56	7	17	.412	1	6	.167	3	4	.750	4	7	11	0	0	2	0	1	18	9.0
Nwaba	1	0	29	4	4	1.000	1	1	1.000	0	1	.000	0	1	1	0	2	1	1	0	9	9.0
Randle	4	4	110	12	38	.316	0	1	.000	11	16	.688	5	28	33	11	15	2	8	1	35	8.8
Ennis	1	0	26	6	15	.400	1	6	.167	1	2	.500	0	3	3	5	1	3	1	0	14	14.0
Ingram	3	1	83	6	17	.353	4	9	.444	6	10	.600	2	10	12	5	5	0	5	3	22	7.3
Robinson	2	0	31	7	11	.636	0	0	---	0	0	---	4	3	7	4	4	2	1	1	14	7.0
Nance	2	0	46	5	11	.455	0	2	.000	1	5	.200	3	9	12	2	2	0	0	3	11	5.5
Mozgov	3	3	45	7	16	.438	0	0	---	1	1	1.000	3	8	11	1	7	0	3	2	15	5.0
Brewer	1	1	19	1	5	.200	1	2	.500	0	0	---	0	2	2	1	0	1	0	0	3	3.0
Black	4	0	54	3	7	.429	0	0	---	2	4	.500	5	15	20	2	11	0	2	2	8	2.0
Huertas	1	0	3	1	1	1.000	0	0	---	0	0	---	0	1	1	1	0	0	0	0	2	2.0
Calderon	2	1	18	0	3	.000	0	1	.000	0	0	---	0	2	2	2	2	0	1	0	0	0.0
World Peace	1	0	3	0	1	.000	0	0	---	0	0	---	0	0	0	0	0	0	0	0	0	0.0
<b>L.A. Lakers</b>	<b>4</b>	<b>-</b>	<b>960</b>	<b>138</b>	<b>347</b>	<b>.398</b>	<b>35</b>	<b>106</b>	<b>.330</b>	<b>64</b>	<b>90</b>	<b>.711</b>	<b>34</b>	<b>137</b>	<b>171</b>	<b>68</b>	<b>77</b>	<b>25</b>	<b>46</b>	<b>20</b>	<b>375</b>	<b>93.8</b>

## TRAIL BLAZERS CONNECTIONS

- **Ed Davis** notched career-highs of 8.3 points, 7.6 rebounds, 1.2 assists and 1.2 blocks in 79 games (24 starts) with the Lakers in 2014-15.
- Trail Blazers guard **Shabazz Napier** and Lakers forward Luol Deng were teammates with Miami during the 2014-15 season.

# ALL-TIME TRAIL BLAZERS VS. LAKERS

## 1970-71 (0-4)

11/23	P	108-128	L	0-1
12/6	LA	120-131	L	0-2
1/31	LA	120-133	L	0-3
2/18	P	114-136	L	0-4

## 1971-72 (0-6)

11/13	P	108-130	L	0-5
12/5	LA	107-123	L	0-6
12/14	P	114-129	L	0-7
1/30	LA	131-153	L	0-8
2/18	LA	114-125	L	0-9
2/19	P	94-115	L	0-10

## 1972-73 (0-6)

10/20	LA	104-126	L	0-11
11/4	P	120-134	L	0-12
12/10	LA	101-137	L	0-13
12/26	LA	92-116	L	0-14
2/17	P	103-110	L	0-15
3/6	P	102-114	L	0-16

## 1973-74 (3-4)

10/28	LA	98-111	L	0-17
10/30	P	114-112	W	1-17
11/24	P	108-113	L	1-18
11/25	LA	109-137	L	1-19
12/1	P	134-115	W	2-19
2/3	LA	91-124	L	2-20
3/5	P	107-102	W	3-20

## 1974-75 (5-2)

10/29	P	102-105	L	3-21
11/16	P	112-89	W	4-21
12/15	P	100-97	W	5-21
12/22	LA	102-115	L	5-22
12/26	LA	117-116**	W	6-22
4/1	LA	124-106	W	7-22
4/6	P	126-97	W	8-22

## 1975-76 (4-3)

11/26	P	118-101	W	9-22
11/30	LA	109-116	L	10-22
12/26	LA	95-104	L	9-24
1/4	LA	101-110	L	9-25
1/23	P	119-96	W	10-25
1/30	LA	121-113	W	11-25
4/6	P	106-104	W	12-25

## 1976-77 (1-3)

11/26	LA	96-99	L	12-26
12/18	P	111-115*	L	12-26
1/2	LA	99-104	L	12-28
4/9	P	145-116	W	13-28

## 1977-78 (4-0)

11/27	LA	100-93	W	14-28
12/23	P	108-98	W	15-28
3/31	LA	103-101	W	16-28
4/9	P	114-99	W	17-28

## 1978-79 (2-2)

12/12	P	117-115	W	18-28
12/29	LA	95-111	L	18-29
3/21	LA	114-110	W	19-29
4/7	P	98-99	L	19-30

## 1979-80 (4-2)

10/19	LA	98-82	W	20-30
10/20	P	114-99	W	21-30
1/24	P	111-103	W	22-30
2/13	LA	103-129	L	23-31
3/6	P	142-121	W	24-31
3/12	LA	94-102	L	23-32

## 1980-81 (3-3)

10/21	P	107-103	W	24-32
11/4	LA	118-119	L	24-33
12/19	LA	110-106	W	25-33
1/26	P	108-102	W	26-33
1/26	P	112-124	L	26-34
3/21	P	111-117	L	26-35

## 1981-82 (1-5)

11/3	P	102-100	W	27-35
11/13	LA	115-119	L	27-36
12/11	LA	116-124	L	27-37
12/22	P	110-124	L	27-38
1/16	P	102-120	L	27-39
4/4	LA	111-129	L	27-40

## 1982-83 (3-3)

11/7	LA	89-103	L	27-41
12/3	LA	100-115	L	27-42
12/14	P	107-103	W	28-42
1/25	P	120-125	L	28-43
4/5	P	107-101	W	29-43
4/17	LA	119-108	W	30-43

## 1983-84 (1-5)

10/17	P	117-117	L	30-44
12/18	LA	115-122	L	30-45
12/25	P	141-121	W	31-45
1/31	LA	124-129	L	31-46
4/8	P	113-119	L	31-47
4/11	LA	108-121	L	31-48

## 1984-85 (1-3)

11/4	LA	116-124	L	31-49
11/9	P	126-120	L	31-50
1/4	LA	95-120	L	31-51
1/29	P	106-122	L	31-52
3/26	P	116-113*	W	32-52
4/7	LA	133-135*	L	32-53

## 1985-86 (0-3)

11/14	LA	102-114	L	32-54
11/23	P	113-130	L	32-55
1/8	LA	121-125	L	32-56
3/30	P	94-118	L	32-57
1/3	LA	122-128	L	32-58
4/8	P	114-120	L	32-59

## 1986-87 (1-5)

12/18	LA	115-131	L	32-60
1/1	P	104-140	L	32-61
1/7	P	120-107	L	32-62
2/5	P	105-104	W	33-62
3/12	LA	116-125	L	33-63
4/3	P	121-127	L	33-64

## 1987-88 (3-3)

11/17	LA	115-142	L	33-65
12/2	LA	117-104	W	34-65
1/3	P	81-98	L	34-66
1/5	P	112-95	W	35-66
4/9	P	119-109	W	36-66
4/12	LA	103-109	L	36-67

## 1988-89 (0-5)

11/18	LA	105-106	L	36-68
1/4	LA	120-133	L	36-69
2/3	LA	129-140	L	36-70
2/16	P	101-110	L	36-71
4/21	P	114-121	L	36-72

## 1989-90 (3-2)

2/1	P	119-121*	L	36-73
2/14	LA	132-128**	W	37-73
3/27	P	130-111	W	38-73
3/30	LA	106-135	L	38-74
4/22	P	130-88	W	39-74

## 1990-91 (3-2)

11/6	LA	125-123*	W	40-74
1/3	P	104-108	L	40-75
2/17	LA	96-106	L	40-76
3/29	LA	109-105*	W	41-76
4/13	P	116-113	W	42-76

## 1991-92 (4-1)

12/28	LA	98-88	W	43-76
1/21	P	131-92	W	44-76
3/3	P	105-101	W	45-76
3/18	LA	98-93	W	46-76
4/18	P	101-109	L	46-77

## 1992-93 (2-3)

11/27	P	90-96	L	46-78
12/1	LA	111-124	L	46-79
1/15	LA	96-99	L	46-80
2/18	P	105-103	W	47-80
4/9	LA	109-105	W	48-80

## 1993-94 (5-0)

11/9	LA	109-102	W	49-80
12/1	P	117-99	W	50-80
12/10	P	111-93	W	51-80
4/9	P	112-104	L	52-80
4/15	LA	105-100	W	53-80

## 1994-95 (3-2)

1/9	P	125-83	W	54-80
2/19	LA	83-93	L	54-81
3/22	LA	114-121	L	54-82
4/20	P	111-97	W	55-82
4/22	LA	109-104	W	56-82

## 1995-96 (2-2)

11/21	LA	109-108	W	57-82
12/23	P	119-102	L	57-83
3/12	LA	105-99	W	58-83
4/21	P	88-92	L	58-84

## 1996-97 (3-1)

12/13	LA	119-120*	L	58-85
1/6	P	88-84	W	59-85
1/16	LA	102-98	W	60-85
4/20	P	100-96	W	61-85

## 1997-98 (2-2)

12/8	P	105-99	W	62-85
2/4	LA	115-122	L	62-86
2/10	P	117-105	W	63-86
3/11	LA	107-121	L	63-87

## 1998-99 (2-2)

4/13	P	113-86	W	64-87
4/21	P	88-82	W	65-87
4/29	LA	89-108	L	65-88
5/5	LA	91-119	L	65-89

## 1999-2000 (2-2)

11/6	P	97-82	W	66-89
12/3	LA	80-93	L	66-90
1/22	LA	95-91	W	67-90
2/29	P	87-90	L	67-91

## 2000-01 (2-2)

10/31	P	86-96	L	67-92
12/13	P	96-86	W	68-92
12/25	LA	109-104	W	69-92
4/15	LA	100-105	L	69-93

## 2001-02 (2-2)

10/30	P	87-98	L	69-94
2/17	P	111-105	W	70-94
3/29	LA	79-91	L	70-95
4/14	P	128-120**	W	71-95

## 2002-03 (2-2)

10/30	P	102-90	W	72-95
11/3	LA	95-98*	L	72-96
2/21	LA	94-92	L	72-97
4/13	P	101-99	W	73-97

## 2003-04 (2-2)

12/13	P	112-108	W	74-97
2/17	LA	86-89	L	74-98
4/6	LA	91-80	W	75-98
4/14	P	104-105**	L	75-99

## 2004-05 (1-2)

2/23	P	83-86	L	75-100
4/20	P	106-103	W	76-101

## 2005-06 (2-2)

1/11	P	113-103	W	77-101
2/21	LA	82-99	L	77-102
3/1	P	99-93	W	78-102
4/14	LA	99-110	L	78-103

## 2006-07 (2-1)

1/16	P	101-90	W	79-103
2/21	LA	112-108	W	80-103
3/16	LA	111-116*	L	80-104

## 2007-08 (2-2)

2/26	LA	83-96	L	80-105
2/29	P	119-111	W	81-105
4/10	P	112-103	W	82-106

## 2008-09 (2-2)

10/28	LA	76-96	L	82-107
1/4	LA	86-100	L	82-108
3/9	P	111-94	W	83-108
4/10	P	106-98	W	84-108

## 2009-10 (2-1)

</




# MEMPHIS GRIZZLIES

191 Beale St.  
Memphis, TN 38103  
(901) 205-1234  
FedExForum (18,119)



**David Fizdale**  
Head Coach  
2nd year

All-time vs. Portland: 1-2 (.333)



**Director, Communications & Publications**..... Jason Wallace **Assistant Coaches** ..... J.B. Bickerstaff, Adam Mazarei,  
**Radio** ..... Eric Hasseltine, Hank McDowell, Elliot Perry Keith Smart, Nick Van Exel, Bob Bender  
**Television** Pete Pratica, Sean Tuohy, Brevin Knight, Rob Fischer, Chris Vernon **Head Athletic Trainer** ..... Drew Graham

## 2016-17 Results

### Portland won, 2-1

11/6 at MEM - Portland 100, Memphis 94  
12/8 at MEM - Memphis 88, Portland 86  
1/27 at POR - Portland 112, Memphis 109

## 2017-18 Matchups

**Tuesday, Nov. 7 - at Portland (7:00 p.m.)**

**Monday, Nov. 20 - at Memphis (5:00 p.m.)**

**Wednesday, March 28 - at Memphis (5:00 p.m.)**

**Sunday, April 1 - at Portland (6:00 p.m.)**

\*All Times Pacific

## 2016-17 TRAIL BLAZERS vs. GRIZZLIES

Player	G	S	Min.	FG	FGA	Pct.	3FG	3At	Pct.	FT	FTA	Pct.	Off	Def	RB	Ast.	PF	St	TO	Bl	Pts.	Avg.
McCollum	3	3	105	27	47	.574	10	20	.500	15	16	.938	2	6	8	5	9	2	7	1	79	26.3
Lillard	3	3	109	18	50	.360	9	26	.346	26	29	.897	3	12	15	15	9	2	8	0	71	23.7
Harkless	1	1	34	8	15	.533	2	5	.400	0	0	---	2	5	7	0	4	1	2	2	18	18.0
Crabbe	3	0	86	12	25	.480	9	14	.643	3	4	.750	0	10	10	0	7	0	1	0	36	12.0
Aminu	3	1	89	9	28	.321	3	15	.200	4	6	.667	2	17	19	6	4	4	7	3	25	8.3
Plumlee	3	3	89	8	23	.348	0	0	---	8	15	.533	6	16	22	10	10	5	7	1	24	8.0
Turner	3	2	84	7	18	.389	2	4	.500	7	8	.875	2	10	12	14	8	1	4	1	23	7.7
Davis	2	0	32	3	7	.429	0	0	---	6	8	.750	6	8	14	1	7	0	2	2	12	6.0
Connaughton	1	0	13	1	2	.500	0	0	---	0	0	---	1	1	2	2	0	0	0	0	2	2.0
Layman	1	0	12	0	5	.000	0	3	.000	2	2	1.000	1	0	1	0	0	0	0	0	2	2.0
Leonard	3	1	41	2	12	.167	2	8	.250	0	0	---	1	7	8	2	9	0	1	1	6	2.0
Vonleh	3	1	25	0	2	.000	0	1	.000	0	0	---	0	4	4	1	7	0	1	0	0	0.0
<b>Portland</b>	<b>3</b>	<b>-</b>	<b>720</b>	<b>95</b>	<b>234</b>	<b>.406</b>	<b>37</b>	<b>96</b>	<b>.385</b>	<b>71</b>	<b>88</b>	<b>.807</b>	<b>26</b>	<b>96</b>	<b>122</b>	<b>56</b>	<b>74</b>	<b>15</b>	<b>39</b>	<b>11</b>	<b>298</b>	<b>99.3</b>

## 2016-17 GRIZZLIES vs. TRAIL BLAZERS

Player	G	S	Min.	FG	FGA	Pct.	3FG	3At	Pct.	FT	FTA	Pct.	Off	Def	RB	Ast.	PF	St	TO	Bl	Pts.	Avg.
Gasol	3	3	102	32	59	.542	7	13	.538	18	23	.783	3	17	20	9	10	1	6	4	89	29.7
Conley	2	2	66	10	27	.370	4	13	.308	9	10	.900	1	6	7	17	1	3	6	2	33	16.5
Randolph	3	0	67	16	32	.500	1	3	.333	6	10	.600	9	20	29	7	6	1	3	0	39	13.0
Carter	2	0	51	8	18	.444	2	6	.333	6	6	1.000	4	3	7	2	4	2	2	0	24	12.0
Douglas	1	0	27	3	6	.500	1	2	.500	4	4	1.000	0	1	1	3	1	0	0	0	11	11.0
Allen	3	3	86	10	20	.500	1	3	.333	7	11	.636	7	17	24	2	8	9	4	0	28	9.3
Green	3	3	89	6	17	.353	0	6	.000	9	11	.818	9	22	31	5	10	1	5	1	21	7.0
Harrison	3	1	59	6	22	.273	1	8	.125	7	12	.583	1	2	3	5	8	3	1	0	20	6.7
Daniels	1	0	32	2	12	.167	1	4	.250	0	0	---	0	2	2	0	2	1	1	0	5	5.0
Ennis	2	0	50	3	11	.273	1	6	.167	1	2	.500	0	5	5	0	5	0	1	1	8	4.0
Parsons	2	2	43	2	14	.143	2	7	.286	2	2	1.000	1	4	5	2	2	0	2	1	8	4.0
Martin	2	0	20	1	4	.250	0	0	---	3	4	.750	2	1	3	0	4	0	1	1	5	2.5
Baldwin	1	0	3	0	0	---	0	0	---	0	0	---	0	0	0	0	1	0	2	0	0	0.0
Davis	1	0	6	0	0	---	0	0	---	0	0	---	0	2	2	0	1	0	0	1	0	0.0
Williams	1	1	20	0	3	.000	0	1	.000	0	0	---	0	5	5	0	4	2	2	1	0	0.0
<b>Memphis</b>	<b>3</b>	<b>-</b>	<b>720</b>	<b>99</b>	<b>245</b>	<b>.404</b>	<b>21</b>	<b>72</b>	<b>.292</b>	<b>72</b>	<b>95</b>	<b>.758</b>	<b>37</b>	<b>107</b>	<b>144</b>	<b>52</b>	<b>67</b>	<b>23</b>	<b>37</b>	<b>12</b>	<b>291</b>	<b>97.0</b>

## TRAIL BLAZERS CONNECTIONS

- **Ed Davis** averaged 5.5 points and 4.2 rebounds in parts of two seasons (99 games) with Memphis from 2013-15.
- **Shabazz Napier** and Memphis guard Mario Chalmers were teammates with the Miami Heat during the 2014-15 season.

# ALL-TIME TRAIL BLAZERS VS. GRIZZLIES

## 1995-96 (2-2)

11/2	P	80-92	L	0-1
12/12	V	100-104*	L	0-2
4/2	P	101-85	W	1-2
4/14	V	81-79	W	2-2

## 1996-97 (4-0)

11/1	V	114-85	W	3-2
12/12	P	99-78	W	4-2
3/28	P	115-81	W	5-2
4/17	V	105-73	W	6-2

## 1997-98 (2-2)

12/19	P	96-91	W	7-2
12/21	V	86-88	L	7-3
3/26	P	109-102	W	8-3
4/10	V	96-105*	L	8-4

## 1998-99 (3-0)

2/8	V	95-76	W	9-4
3/8	V	92-73	W	10-4
4/6	P	98-89	W	11-4

## 1999-2000 (3-1)

11/2	V	106-86	W	12-4
3/3	P	101-91	W	13-4
4/6	V	87-89	L	13-5
4/8	P	98-85	W	14-5

## 2000-01 (2-2)

12/29	P	104-81	W	15-5
3/6	P	97-105	L	15-6
3/9	V	85-95	L	15-7
4/12	V	100-87	W	16-7

## 2001-02 (2-2)

11/5	M	101-85	W	17-7
1/24	P	120-82	W	18-7
3/25	P	100-103	L	18-8
4/11	M	99-102	L	18-9

## 2002-03 (3-1)

11/6	P	94-88	W	19-9
1/15	P	100-92	W	20-9
1/20	M	99-87	W	21-9
4/11	M	93-96	L	21-10

## 2003-04 (2-2)

11/5	P	93-87	W	22-10
12/7	M	79-93	L	22-11
1/28	M	88-76	W	23-11
3/3	P	88-97	L	23-12

## 2004-05 (1-3)

11/17	P	82-101	L	23-13
2/11	M	82-88	L	23-14
3/12	P	88-66	W	24-14
3/14	M	83-104	L	24-15

## 2005-06 (1-2)

11/22	M	95-87	W	25-15
12/21	M	79-89	L	25-16
12/30	P	90-93	L	25-17

## 2006-07 (2-2)

12/13	M	85-79	W	26-17
1/27	M	135-132**	W	27-17
2/23	P	102-103	L	27-18
3/29	P	92-96	L	27-19

## 2007-08 (3-0)

11/9	P	110-98	W	28-19
12/3	M	106-105	W	29-19
4/15	P	113-91	W	30-19

## 2008-09 (4-0)

2/18	P	94-90	W	31-19
3/16	M	103-92	W	32-19
3/28	P	86-66	W	33-19
4/7	M	96-93	W	34-19

## 2009-10 (2-2)

11/10	M	93-79	W	35-19
11/27	P	96-106	L	35-20
1/5	P	105-109	L	35-21
3/1	M	103-93	W	36-21

## 2010-11 (2-1)

11/16	M	100-99	W	37-21
12/13	M	73-86	L	37-22
4/12	P	102-89	W	38-22

## 2011-12 (2-1)

1/24	P	97-84	W	39-22
3/22	P	97-93	W	40-22
4/21	M	89-93	L	40-23

## 2012-13 (1-3)

1/4	M	86-84	W	41-23
3/6	M	85-91	L	41-24
3/12	P	97-102	L	41-25
4/3	P	76-94	L	41-26

## 2013-14 (1-2)

1/28	P	81-98	L	41-27
3/11	M	99-109	L	41-28
3/30	P	105-98	W	42-28

## 2014-15 (0-4)

11/28	P	99-112	L	42-29
1/17	M	98-102	L	42-30
2/22	P	92-98	L	42-31
3/21	M	86-97	L	42-32

## 2015-16 (2-2)

11/5	P	115-96	W	43-32
11/13	M	100-101	L	43-33
1/4	P	78-91	L	43-34
2/8	M	112-106*	W	44-34

## 2016-17 (2-1)

11/6	M	100-94	W	45-34
12/8	M	88-88	L	45-35
1/27	P	112-109	W	46-35

\* Overtime periods

V - Vancouver

# SERIES HISTORY AND HIGHLIGHTS

**All-time series record:** Trail Blazers lead, 46-35

**In Portland:** Trail Blazers lead, 24-16

**At the Grizzlies:** Trail Blazers lead, 22-19 (Includes games played in Vancouver)

**In Memphis only:** Trail Blazers lead, 15-14

**Longest Win Streaks:** Trail Blazers (8), Grizzlies (5)

**Biggest Trail Blazers Win:** 38 points, 120-82, 1/24/02

**Biggest Grizzlies Win:** 21 points, 104-83, 3/14/05

**Most Points, Trail Blazers:** 135-132, 1/27/07 (2OT); 120-82, 1/24/02

**Fewest Points, Trail Blazers:** 73-86, 12/13/10

**Most Points, Grizzlies:** 132-135, 1/27/07 (2OT); 112-99, 11/28/14

**Fewest Points, Grizzlies:** 66-88, 3/12/05; 66-86, 3/28/09

**Overtime Games:** (4) Grizzlies 2, Trail Blazers 2

**Individual Bests, Trail Blazers:**

**Points:** 43---Zach Randolph, 3/29/07

**Rebounds:** 22---Marcus Camby, 1/24/12

**Assists:** 13---Rod Strickland, 12/15/95

**Individual Bests, Grizzlies:**

**Points:** 36---Marc Gasol, 12/8/16

**Rebounds:** 20---Zach Randolph, 12/13/10

**Assists:** 15---Mike Conley, 3/12/13

# MIAMI HEAT

601 Biscayne Blvd.  
Miami, FL 33132  
(786) 777-4328  
AmericanAirlines Arena (19,600)



**Erik Spoelstra**  
Head Coach  
10th Year  
All-time vs. Portland: 8-9 (.471)



**Vice President, Sports Media Relations** ..... Tim Donovan  
**Radio/Spanish** ..... Mike Inglis, John Crotty/Jose Paneda, Joe Pujala  
**Television** ..... Eric Reid, Tony Fiorentino,  
Jason Jackson

**Assistant Coaches** ..... Dan Craig, Juwan Howard,  
Chris Quinn, Octavio De La Grana  
**Head Athletic Trainer** ..... Jay Sabol

## 2016-17 Results

### Portland won, 2-0

12/3 at POR - Portland 99, Miami 92  
3/19 at MIA - Portland 115, Miami 104

## 2017-18 Matchups

Wednesday, Dec. 13 - at Miami (4:30 p.m.)

**Monday, March 12 - at Portland (7:30 p.m.)**

\*All Times Pacific

## 2016-17 TRAIL BLAZERS vs. HEAT

Player	G	S	Min.	FG	FGA	Pct.	3FG	3At	Pct.	FT	FTA	Pct.	Off	Def	RB	Ast.	PF	St	TO	Bl	Pts.	Avg
Lillard	2	2	72	20	40	.511	11	18	.611	17	18	.944	0	5	5	11	4	1	5	1	68	34.0
McCollum	2	2	70	14	34	.412	3	10	.300	4	5	.800	2	6	8	9	3	1	4	2	35	17.5
Nurkic	1	1	29	9	15	.600	0	0	---	3	8	.375	6	7	13	0	3	0	0	3	21	21.0
Plumlee	1	1	33	5	8	.625	0	0	---	1	2	.500	1	8	9	1	5	1	1	1	11	11.0
Crabbe	2	0	58	7	20	.350	5	10	.500	2	2	1.000	1	7	8	0	2	1	0	1	21	10.5
Harkless	2	2	62	7	16	.438	1	4	.250	4	4	1.000	5	7	12	2	7	1	3	3	19	9.5
Turner	2	0	48	6	18	.333	0	4	.000	3	5	.600	1	8	9	7	4	4	1	1	15	7.5
Vonleh	2	1	33	5	7	.714	0	0	---	2	4	.500	2	7	9	1	3	1	1	0	12	6.0
Davis	1	1	26	2	5	.400	0	0	---	0	0	---	5	1	6	0	2	0	2	3	4	4.0
Aminu	1	0	23	1	1	1.000	1	1	1.000	0	0	---	1	4	5	0	3	0	1	0	3	3.0
Leonard	2	0	26	2	8	.250	1	3	.333	0	0	---	1	5	6	1	1	0	1	0	5	2.5
Portland	2	-	480	78	172	.453	22	50	.440	36	48	.750	25	65	90	32	37	10	21	15	214	107.0

## 2016-17 HEAT vs. TRAIL BLAZERS

Player	G	S	Min.	FG	FGA	Pct.	3FG	3At	Pct.	FT	FTA	Pct.	Off	Def	RB	Ast.	PF	St	TO	Bl	Pts.	Avg
Whiteside	2	2	72	20	31	.645	0	0	---	5	8	.625	8	18	26	3	6	0	2	8	45	22.5
Dragic	2	2	74	14	40	.350	1	7	.143	6	8	.750	3	10	13	11	6	5	7	0	35	17.
J. Johnson	2	0	48	10	18	.556	2	4	.500	4	5	.800	2	9	11	6	2	2	2	2	26	13.0
McRoberts	1	1	28	5	9	.556	2	3	.667	1	1	1.000	0	2	2	4	1	2	2	0	13	13.0
T. Johnson	2	0	64	9	26	.346	2	8	.250	3	5	.600	1	9	10	7	5	3	3	1	23	11.5
Ellington	2	1	62	8	23	.348	4	18	.222	1	2	.500	2	5	7	3	1	0	1	0	21	10.5
Richardson	1	1	33	4	8	.500	1	3	.333	1	2	.500	0	1	1	2	4	1	1	1	10	10.0
McGruder	2	2	58	5	13	.385	2	7	.286	1	2	.500	3	5	8	3	3	0	2	1	13	6.5
Reed	2	0	24	3	4	.750	0	0	---	1	2	.500	2	2	4	0	7	1	2	1	7	3.5
Babbitt	1	1	17	1	2	.500	1	2	.500	0	0	---	0	3	3	2	1	0	0	0	3	3.0
Miami	2	-	480	79	174	.454	15	52	.288	23	35	.657	21	64	85	41	36	14	23	14	196	98.0

## TRAIL BLAZERS CONNECTIONS

- Trail Blazers guard **Shabazz Napier** played for the Heat as a rookie in 2014-15, averaging 5.1 points and 2.5 assists in 51 games (10 starts).
- Miami head coach Erik Spoelstra attended Portland's Jesuit High School and played basketball at the University of Portland.

## ALL-TIME TRAIL BLAZERS VS. HEAT

<b>1988-89 (4-0)</b>					<b>1995-96 (2-0)</b>					<b>2003-04 (2-0)</b>					<b>2010-11 (1-1)</b>				
12/2	M	105-102	W	1-0	1/10	P	90-89	W	16-1	11/19	P	94-93	W	24-7	1/9	P	100-107*	L	31-14
1/3	P	119-95	W	2-0	3/1	M	102-88	W	17-1	2/23	M	89-81	W	25-7	3/8	M	105-96	W	32-14
2/26	M	124-102	W	3-0	<b>1996-97 (1-1)</b>					<b>2004-05 (1-1)</b>					<b>2011-12 (0-1)</b>				
4/14	P	97-86	W	4-0	1/8	P	81-85	L	17-2	11/23	M	99-87	W	26-7	3/1	P	93-107	L	32-15
<b>1989-90 (2-0)</b>					2/21	M	114-110	W	18-2	1/7	P	92-103	L	26-8	<b>2012-13 (1-1)</b>				
12/5	M	113-107	W	5-0	<b>1997-98 (0-2)</b>					<b>2005-06 (0-2)</b>					<b>2013-14 (0-2)</b>				
1/2	P	119-95	W	6-0	1/13	P	68-76	L	18-3	11/23	M	79-100	L	26-9	12/28	P	107-108	L	33-17
<b>1990-91 (2-0)</b>					3/22	M	80-112	L	18-4	1/8	P	89-118	L	26-10	3/24	M	91-93	L	33-18
12/4	M	98-95	W	7-0	<b>1998-99</b>					<b>2006-07 (0-2)</b>					<b>2014-15 (1-1)</b>				
1/5	P	132-108	W	8-0	Did not play each other					1/7	P	90-93	L	26-11	1/8	P	99-83	W	34-18
<b>1991-92 (2-0)</b>					<b>1999-2000 (1-1)</b>					2/13	M	85-104	L	26-12	3/18	M	104-108	L	34-19
12/3	M	124-94	W	9-0	11/16	M	101-96	W	19-4	<b>2007-08 (2-0)</b>					<b>2015-16 (1-1)</b>				
12/29	P	129-96	W	10-0	12/7	P	76-86	L	19-5	12/6	P	112-106	W	27-12	12/20	M	109-116	L	34-20
<b>1992-93 (1-1)</b>					<b>2000-01 (1-1)</b>					1/18	M	98-91	W	28-12	4/2	P	110-93	W	35-20
1/14	P	104-93*	W	11-0	1/18	M	80-86	L	19-6	<b>2008-09 (2-0)</b>					<b>2016-17 (2-0)</b>				
2/24	M	91-102	L	11-1	1/18	P	85-74	W	20-6	11/12	M	104-96	W	29-12	12/3	P	99-92	W	36-20
<b>1993-94 (2-0)</b>					<b>2001-02 (1-1)</b>					11/26	P	106-68	W	30-12	3/19	M	115-104	W	37-20
11/30	M	123-109	W	12-1	1/10	M	92-85	W	21-6	<b>2009-10 (1-1)</b>					<b>2017-18 (0-0)</b>				
1/14	P	115-110	W	13-1	1/17	P	90-92*	L	21-7	12/1	P	100-107	L	30-13					
<b>1994-95 (2-0)</b>					<b>2002-03 (2-0)</b>					12/20	M	102-95	W	31-13					
1/9	M	99-90	W	14-1	12/6	P	88-69	W	22-7										
3/14	P	121-114	W	15-1	2/5	M	101-87	W	23-7										

\* Overtime periods

\* Overtime periods

## SERIES HISTORY AND HIGHLIGHTS

**All-time series record:** Trail Blazers lead, 37-20

**In Portland:** Trail Blazers lead, 18-11

**In Miami:** Trail Blazers lead, 19-9

**Longest Win Streaks:** Trail Blazers (11), Heat (5)

**Biggest Trail Blazers Win:** 38 points, 106-68, 11/26/08

**Biggest Heat Win:** 32 points, 112-80, 3/22/98

**Most Points, Trail Blazers:** 132-108, 1/5/91

**Fewest Points, Trail Blazers:** 68-76, 1/13/98

**Most Points, Heat:** 118-89, 1/8/06

**Fewest Points, Heat:** 68-106, 11/26/08

**Overtime Games:** (3) Heat 2, Trail Blazers 1

**Individual Bests, Trail Blazers:**

**Points:** 49---Damian Lillard, 3/19/17

**Rebounds:** 20---Greg Oden, 12/1/09

**Assists:** 14---Clyde Drexler, 12/5/89

**Individual Bests, Heat:**

**Points:** 44---LeBron James, 1/9/11 (OT); 38---Dwyane Wade, 3/8/11;

38---LeBron James, 3/1/12

**Rebounds:** 16---Hassan Whiteside, 12/3/16

**Assists:** 15---Sherman Douglas, 12/4/90

# MILWAUKEE BUCKS

1001 N. Fourth St.  
Milwaukee, WI 53203  
(414) 227-0500  
BMO Harris Bradley Center (18,717)



**Jason Kidd**

Head Coach

4th year

All-time vs. Portland: 4-4 (.500)

**Vice President, Public Relations** ..... Dan Smyczek  
**Radio** ..... Ted Davis, Dennis Krause  
**Television**.....Jim Paschke, Gus Johnson, Marques Johnson, Jon McGlocklin  
**Assistant Coaches** Joe Prunty, Eric Hughes, Greg Foster, Sean Sweeney, Stacey Augmon, Frank Johnson, Josh Broghamer  
**Head Athletic Trainer** ..... Scott Faust

## 2016-17 Results

### Milwaukee won, 2-0

12/7 at MIL - Milwaukee 115, Portland 107  
3/21 at POR - Milwaukee 93, Portland 90

## 2017-18 Matchups

Saturday, Oct. 21 - at Milwaukee (5:30 p.m.)

Thursday, Nov. 30 - at Portland (7:00 p.m.)

\*All Times Pacific

## 2016-17 TRAIL BLAZERS vs. BUCKS

Player	G	S	Min.	FG	FGA	Pct.	3FG	3At	Pct.	FT	FTA	Pct.	Off	Def	RB	Ast.	PF	St	TO	Bl	Pts.	Avg.
Lillard	2	2	79	21	44	.477	7	22	.318	12	15	.800	1	11	12	13	1	4	3	0	61	30.5
McCollum	2	2	75	18	32	.563	5	11	.455	3	4	.750	0	5	5	7	3	0	6	0	44	22.0
Crabbe	2	0	56	8	18	.444	5	11	.455	4	4	1.000	0	9	9	1	3	1	4	1	25	12.5
Nurkic	1	1	27	5	9	.556	0	0	---	1	3	.333	5	9	14	1	4	2	4	2	11	11.0
Plumlee	1	1	33	4	10	.400	0	0	---	2	4	.500	2	8	10	4	2	2	1	3	10	10.0
Harkless	2	2	62	7	19	.368	1	7	.143	2	2	1.000	6	3	9	4	7	4	5	2	17	8.5
Vonleh	1	1	28	2	4	.500	0	0	---	4	5	.800	4	4	8	1	1	1	0	0	8	8.0
Leonard	2	0	22	3	7	.429	3	5	.600	0	0	---	0	5	5	2	6	0	0	1	9	4.5
Turner	2	0	42	2	12	.167	0	2	.000	2	2	1.000	0	5	5	3	2	1	3	0	6	3.0
Aminu	2	0	37	1	9	.111	0	3	.000	2	6	.333	3	8	11	3	3	0	3	1	4	2.0
Davis	1	1	17	1	3	.333	0	0	---	0	0	---	2	3	5	0	3	0	0	0	2	2.0
Napier	1	0	3	0	1	.000	0	0	---	0	0	---	0	0	0	1	1	0	0	0	0	0.0
<b>Portland</b>	<b>2</b>	<b>-</b>	<b>480</b>	<b>72</b>	<b>168</b>	<b>.429</b>	<b>21</b>	<b>61</b>	<b>.344</b>	<b>32</b>	<b>45</b>	<b>.711</b>	<b>23</b>	<b>70</b>	<b>93</b>	<b>40</b>	<b>36</b>	<b>15</b>	<b>30</b>	<b>10</b>	<b>197</b>	<b>98.5</b>

## 2016-17 BUCKS vs. TRAIL BLAZERS

Player	G	S	Min.	FG	FGA	Pct.	3FG	3At	Pct.	FT	FTA	Pct.	Off	Def	RB	Ast.	PF	St	TO	Bl	Pts.	Avg.
Parker	1	1	34	11	23	.478	1	5	.200	4	5	.800	0	3	3	1	0	0	1	0	27	27.0
Middleton	1	1	33	11	22	.500	3	3	1.000	1	1	1.000	0	3	3	3	2	2	4	1	26	26.0
Antetokounmpo	2	2	76	12	32	.375	0	4	.000	13	17	.765	3	17	20	14	7	2	4	6	37	18.5
Beasley	1	0	22	5	7	.714	1	1	1.000	1	2	.500	0	8	8	0	2	1	2	0	12	12.0
Monroe	2	0	45	9	19	.474	0	0	---	6	10	.600	6	7	13	3	3	4	2	1	24	12.0
Dellavedova	2	1	48	9	18	.500	3	6	.500	2	2	1.000	1	5	6	2	2	1	2	0	23	11.5
Brogdon	2	1	50	8	12	.667	3	5	.600	2	2	1.000	1	7	8	7	3	2	1	21	10.5	
Teletovic	1	0	18	3	8	.375	2	5	.400	0	0	---	0	4	4	1	3	0	0	0	8	8.0
Snell	2	2	64	4	10	.400	3	8	.375	3	4	.750	0	7	7	3	1	0	2	0	14	7.0
Henson	2	1	46	5	10	.500	0	0	---	3	6	.500	7	7	14	0	5	1	3	5	13	6.5
Terry	2	0	32	1	4	.250	1	2	.500	0	0	---	0	3	3	1	2	2	1	1	3	1.5
Maker	1	1	3	0	0	---	0	0	---	0	0	---	0	0	0	0	1	0	0	0	0	0.0
Vaughn	1	0	9	0	2	.000	0	1	.000	0	0	---	0	1	1	0	0	0	0	0	0	0.0
Milwaukee	2	-	480	78	167	.467	17	40	.425	35	49	.714	18	72	90	35	35	16	23	15	208	104.0

## TRAIL BLAZERS CONNECTIONS

- **Terry Stotts** spent two seasons as head coach of Milwaukee from 2005-07, compiling a 63-83 (.432) record.
- Milwaukee head coach Jason Kidd played for the 2011 NBA Champion Dallas Mavericks while **Terry Stotts** served as an assistant coach.

# ALL-TIME TRAIL BLAZERS VS. BUCKS

## 1970-71 (1-3)

11/22	P	104-126	L	0-1
11/29	Mil	111-124	L	0-2
1/23	Mil	117-142	L	0-3
2/2	P	123-111	W	1-3

## 1971-72 (0-6)

10/17	P	94-127	L	1-4
11/16	P	105-125	L	1-5
11/26	Mil	105-120	L	1-6
12/29	Mil	84-123	L	1-7
1/16	Mil	97-126	L	1-8
1/26	P	98-109	L	1-9

## 1972-73 (1-5)

10/17	P	111-108	W	2-9
12/12	P	94-115	L	2-11
12/20	Mil	104-123	L	2-11
1/19	Mil	105-108	L	2-12
3/9	Mil	96-116	L	2-13
3/26	P	99-116	L	2-14

## 1973-74 (0-6)

11/13	Mil	100-108	L	2-15
12/12	Mil	86-116	L	2-16
12/16	P	98-121	L	2-17
1/19	Mil	106-121	L	2-18
1/29	P	106-126	L	2-19
3/24	P	110-120	L	2-20

## 1974-75 (2-2)

12/17	P	119-103	W	3-20
1/19	Mil	108-122	L	3-21
3/18	P	95-89	W	4-21
3/28	Mil	105-128	L	4-22

## 1975-76 (3-2)

11/1	Mil	113-97	W	5-22
12/3	Mil	92-114	W	5-23
2/1	P	107-97	W	6-23
3/23	P	100-97*	W	7-23
3/28	Mil	100-115	L	7-24

## 1976-77 (2-2)

11/19	P	124-111	W	8-24
11/30	Mil	106-115	L	8-25
12/4	P	112-108	W	9-25
12/30	Mil	107-127	L	9-26

## 1977-78 (3-1)

11/15	Mil	109-106	W	10-26
1/31	P	136-116	W	11-26
3/5	P	126-88	W	12-26
3/23	Mil	109-116	L	12-27

## 1978-79 (2-2)

10/28	P	106-95	W	13-27
11/21	Mil	93-123	L	13-28
3/25	P	110-122*	L	13-29
4/1	Mil	109-107	W	14-29

## 1979-80 (1-5)

11/8	Mil	89-98	L	14-30
11/13	P	92-101	L	14-31
1/20	Mil	88-89	L	14-32
1/29	P	96-103	L	14-33
3/14	Mil	110-122*	L	14-34
3/18	P	123-122	W	15-34

## 1980-81 (0-2)

11/20	P	93-97	L	15-35
1/18	Mil	103-110	L	15-36

## 1981-82 (0-2)

2/11	Mil	105-116	L	15-37
3/23	P	104-109	L	15-38

## 1982-83 (0-2)

2/1	P	99-115	L	15-39
2/10	Mil	92-102	L	15-40

## 1983-84 (1-1)

12/30	Mil	88-93	L	15-41
2/3	P	116-110	W	16-41

## 1984-85 (0-2)

2/2	P	95-105	L	16-42
3/10	Mil	94-110	L	16-43

## 1985-86 (0-2)

11/17	P	104-117	L	16-44
1/10	Mil	89-95	L	16-45

## 1986-87 (2-0)

1/11	Mil	103-91	W	17-45
2/22	P	124-120	W	18-45

## 1987-88 (1-1)

12/11	Mil	112-125	L	18-46
1/26	P	124-120	W	19-46

## 1988-89 (0-2)

11/29	Mil	114-119	L	19-47
1/26	P	109-127	L	19-48

## 1989-90 (1-1)

12/10	Mil	104-107	L	19-49
1/23	P	119-90	W	20-49

## 1990-91 (1-1)

12/30	Mil	112-117	L	20-50
1/20	P	116-112	W	21-50

## 1991-92 (2-0)

11/26	P	107-98*	W	22-50
3/10	Mil	126-112	W	23-50

## 1992-93 (2-0)

12/8	P	126-97	W	24-50
1/19	Mil	119-92	W	25-50

## 1993-94 (1-1)

12/19	P	93-81	W	26-50
3/31	Mil	109-111	L	26-51

## 1994-95 (2-0)

12/4	P	106-103	W	27-51
3/7	Mil	106-100	W	28-51

## 1995-96 (0-2)

11/30	P	99-100	L	28-52
1/5	Mil	96-113	L	28-53

## 1996-97 (2-0)

3/20	Mil	97-78	W	29-53
4/4	P	108-93	W	30-53

## 1997-98 (0-2)

1/5	P	92-98	L	30-54
1/10	Mil	90-95*	L	30-55

## 1998-99

Did not play each other

## 1999-2000 (2-0)

2/7	Mil	115-111	W	31-55
4/1	P	113-79	W	32-55

## 2000-01 (2-0)

11/22	Mil	93-84	W	33-55
1/5	P	119-115	W	34-55

## 2001-02 (2-0)

11/30	P	101-95	W	35-55
3/2	Mil	104-103*	W	36-55

## 2002-03 (0-2)

12/13	Mil	79-101	L	36-56
2/22	P	90-93	L	36-57

## 2003-04 (1-1)

12/16	P	99-106	L	36-58
3/16	Mil	100-99	W	37-58

## 2004-05 (2-0)

11/21	P	110-98	W	38-58
12/22	Mil	104-95	W	39-58

## 2005-06 (0-2)

3/18	Mil	93-97	L	39-59
3/20	P	93-100	L	39-60

## 2006-07 (1-1)

12/6	Mil	94-102*	L	39-61
1/21	P	99-95	W	40-61

## 2007-08 (2-0)

12/9	P	117-113*	W	41-61
3/7	Mil	103-101	W	42-61

## 2008-09 (2-0)

1/19	P	102-85	W	43-61
3/21	Mil	96-84	W	44-61

## 2009-10 (1-1)

12/12	Mil	101-108**	L	44-62
1/13	P	120-108	W	45-62

## 2010-11 (2-0)

11/2	Mil	90-76	W	46-62
12/20	P	106-80	W	47-62

## 2011-12 (0-2)

3/20	P	87-116	L	47-63
4/7	Mil	94-116	L	47-64

## 2012-13 (0-2)

1/19	P	104-110	L	47-65
3/19	Mil	95-102	L	47-66

## 2013-14 (2-0)

11/20	Mil	91-82	W	48-66
3/18	P	115-120*	W	49-66

## 2014-15 (1-1)

12/17	P	104-97	W	50-66
1/31	Mil	88-95	L	50-67

## 2015-16 (1-1)

12/7	Mil	88-90	L	50-68
2/2	P	107-95	W	51-68

## 2016-17 (0-2)

12/7	Mil	107-115	L	51-69
3/21	P	90-93	L	51-70

\* Overtime periods

# SERIES HISTORY AND HIGHLIGHTS

**All-time series record:** Bucks lead, 70-51

**In Portland:** Trail Blazers lead, 34-26

**In Milwaukee:** Bucks lead, 44-17

**Longest Win Streaks:** Bucks (11), Trail Blazers (6-twice)

**Biggest Trail Blazers Win:** 38 points, 126-88, 3/5/78

**Biggest Bucks Win:** 39 points, 123-84, 12/29/71

**Most Points, Trail Blazers:** 136-116, 1/31/78

**Fewest Points, Trail Blazers:** 79-101, 12/13/02

**Most Points, Bucks:** 142-117, 1/23/71

**Fewest Points, Bucks:** 76-90, 11/2/10

**Overtime Games:** (10) Trail Blazers 5, Bucks 5

**Individual Bests, Trail Blazers:**

**Points:** 38---Lionel Hollins, 3/23/78

**Rebounds:** 25---LeRoy Ellis, 11/29/70

**Assists:** 17---Terry Porter, 2/22/87

**Individual Bests, Bucks:**

**Points:** 50---Kareem Abdul-Jabbar, 1/19/75

**Rebounds:** 26---Kareem Abdul-Jabbar, 11/22/70

**Assists:** 15---Terrell Brandon, 1/5/98

# MINNESOTA TIMBERWOLVES

600 First Ave. N.  
Minneapolis, MN 55403  
(612) 673-1600  
Target Center (19,356)



**Tom Thibodeau**  
Head Coach  
2nd year

All-time vs. Portland: 3-10 (.231)

**Vice President, Communications** ..... Brad Ruitter    **Assistant Coaches** ..... Andy Greer, Ryan Saunders,  
**Radio** ..... Alan Horton    Rick Brunson, Ed Pickney  
**Television** ..... Dave Benz, Jim Petersen    **Head Athletic Trainer** ..... Gregg Farnam

## 2016-17 Results

### Portland won, 3-1

1/1 at MIN - Portland 95, Minnesota 89  
3/25 at POR - Portland 112, Minnesota 100  
4/3 at MIN - Minnesota 110, Portland 109  
4/6 at POR - Portland 105, Minnesota 98

## 2017-18 Matchups

Monday, Dec. 18 - at Minnesota (5:00 p.m.)  
Sunday, Jan. 14 - at Minnesota (6:00 p.m.)  
**Wednesday, Jan. 24 - at Portland (7:00 p.m.)**  
**Thursday, March 1 - at Portland (7:30 p.m.)**

\*All Times Pacific

## 2016-17 TRAIL BLAZERS vs. TIMBERWOLVES

Player	G	S	Min.	FG	FGA	Pct.	3FG	3At	Pct.	FT	FTA	Pct.	Off	Def	RB	Ast.	PF	St	TO	Bl	Pts.	Avg.
McCollum	4	4	139	40	71	.563	9	18	.500	21	23	.913	4	12	16	16	8	6	11	2	110	27.5
Lillard	3	3	105	22	55	.400	7	26	.269	17	19	.895	0	19	19	22	4	5	7	0	68	22.7
Plumlee	1	1	29	6	9	.667	0	0	---	6	10	.600	2	6	8	3	2	1	2	0	18	18.0
Crabbe	4	1	122	21	40	.525	12	22	.545	3	5	.600	0	18	18	6	10	2	5	3	57	14.3
Nurkic	1	1	23	7	14	.500	0	0	---	0	2	.000	2	7	9	4	1	0	1	1	14	14.0
Aminu	4	2	137	16	37	.432	7	16	.438	6	11	.545	6	20	26	8	7	6	3	4	45	11.3
Turner	4	0	107	15	25	.600	1	2	.500	4	8	.500	1	15	16	9	12	3	8	7	35	8.8
Harkless	4	4	124	14	25	.560	3	8	.375	2	3	.667	4	10	14	4	10	4	1	3	33	8.3
Vonleh	4	3	79	7	9	.778	0	0	---	10	11	.909	4	11	15	2	12	2	2	4	24	6.0
Napier	2	0	23	3	7	.429	1	3	.333	2	2	1.000	0	2	2	2	0	0	3	0	9	4.5
Connaughton	1	0	3	1	1	1.000	1	1	1.000	0	0	---	0	0	0	0	0	0	1	0	3	3.0
Leonard	4	1	60	2	18	.111	1	13	.077	0	0	---	0	7	7	4	10	1	1	0	5	1.3
Davis	1	0	8	0	0	---	0	0	---	0	2	.000	0	2	2	0	1	0	1	0	0	0.0
Layman	1	0	3	0	0	---	0	0	---	0	0	---	0	0	0	0	0	0	0	0	0	0.0
<b>Portland</b>	<b>4</b>	<b>-</b>	<b>960</b>	<b>154</b>	<b>311</b>	<b>.495</b>	<b>42</b>	<b>109</b>	<b>.385</b>	<b>71</b>	<b>96</b>	<b>.740</b>	<b>23</b>	<b>129</b>	<b>152</b>	<b>80</b>	<b>77</b>	<b>30</b>	<b>47</b>	<b>24</b>	<b>421</b>	<b>105.3</b>

## 2016-17 TIMBERWOLVES vs. TRAIL BLAZERS

Player	G	S	Min.	FG	FGA	Pct.	3FG	3At	Pct.	FT	FTA	Pct.	Off	Def	RB	Ast.	PF	St	TO	Bl	Pts.	Avg.
Wiggins	4	4	147	43	91	.473	5	14	.357	18	27	.667	5	12	17	6	5	4	9	0	109	27.3
Towns	4	4	142	32	67	.478	1	11	.091	20	21	.952	15	31	46	10	9	2	9	2	85	21.3
LaVine	1	1	36	5	12	.417	2	5	.400	1	3	.333	1	2	3	1	3	1	2	0	13	13.0
Rubio	4	4	130	16	43	.372	2	6	.333	13	15	.867	2	16	18	31	10	4	9	2	47	11.8
Muhammad	4	0	69	16	31	.516	3	7	.429	8	10	.800	1	8	9	0	4	1	3	0	43	10.8
Dieng	4	4	151	12	32	.375	0	1	.000	13	14	.929	7	28	35	9	16	7	3	6	37	9.3
Dunn	4	0	65	13	23	.565	2	3	.667	0	0	---	1	7	8	6	9	0	2	3	28	7.0
Bjelica	1	0	15	2	3	.667	1	2	.500	0	0	---	0	2	2	1	4	1	1	0	5	5.0
Rush	3	3	87	5	13	.385	1	6	.167	3	4	.750	3	8	11	3	4	2	2	2	14	4.7
Casspi	3	0	45	2	7	.286	0	4	.000	1	2	.500	1	3	4	4	5	0	1	0	5	1.7
Jones	4	0	42	3	7	.429	0	0	---	1	2	.500	1	1	2	6	1	3	5	1	7	1.8
Aldrich	2	0	14	1	2	.500	0	0	---	0	0	---	2	4	6	0	1	1	0	1	2	1.0
Payne	3	0	16	1	3	.333	0	1	.000	0	0	---	1	3	4	1	6	2	1	0	2	0.7
<b>Minnesota</b>	<b>4</b>	<b>-</b>	<b>960</b>	<b>151</b>	<b>334</b>	<b>.452</b>	<b>17</b>	<b>60</b>	<b>.283</b>	<b>78</b>	<b>98</b>	<b>.796</b>	<b>40</b>	<b>125</b>	<b>165</b>	<b>78</b>	<b>77</b>	<b>31</b>	<b>49</b>	<b>17</b>	<b>397</b>	<b>99.3</b>

## TRAIL BLAZERS CONNECTIONS

- Timberwolves guard Jamal Crawford played for the Trail Blazers in the 2011-12 season, averaging 14.0 points and 3.2 assists in 60 games (six starts).
- Timberwolves assistant coach Rick Brunson played two seasons for the Trail Blazers (1997-98, 2001-02), averaging 2.9 points, 1.3 rebounds and 2.2 assists in 97 games.

# ALL-TIME TRAIL BLAZERS VS. TIMBERWOLVES

<b>1989-90 (3-1)</b>					<b>1996-97 (2-2)</b>					<b>2003-04 (3-1)</b>					<b>2010-11 (4-0)</b>				
11/5	P	93-83	W	1-0	11/7	P	95-94*	W	27-2	12/26	P	101-92	W	41-15	12/17	P	107-102	W	60-24
1/11	M	82-80	W	2-0	11/12	M	97-100	L	27-3	1/8	M	75-96	L	41-16	1/7	M	108-98	W	61-24
3/25	P	105-110	L	2-1	1/26	P	101-94	W	28-3	3/10	P	92-79	W	42-16	1/17	P	113-102	W	62-24
4/10	M	108-94	W	3-1	2/2	M	102-103	L	28-4	3/14	M	92-83	W	43-16	2/14	M	95-81	W	63-24
<b>1990-91 (4-0)</b>					<b>1997-98 (3-1)</b>					<b>2004-05 (0-4)</b>					<b>2011-12 (1-2)</b>				
11/29	P	107-92	W	4-1	11/4	P	122-105	W	29-4	12/14	M	89-100	L	43-17	3/3	P	110-122	L	63-25
1/15	M	132-117	W	5-1	11/26	M	96-90	W	30-4	1/15	M	84-92	L	43-18	3/7	M	94-106	L	63-26
3/30	P	121-91	W	6-1	1/9	M	91-96	L	30-5	1/22	P	83-92	L	43-19	4/1	P	119-106	W	64-26
4/2	M	104-93	W	7-1	3/12	P	95-92	W	31-5	2/27	P	83-91	L	43-20	<b>2012-13 (4-0)</b>				
<b>1991-92 (4-0)</b>					<b>1998-99 (3-0)</b>					<b>2005-06 (2-2)</b>					11/23	P	103-95	W	65-26
1/15	M	107-102	W	8-1	2/28	M	100-93	W	32-5	11/2	M	86-90	L	43-21	1/5	M	102-97	W	66-26
12/16	P	119-104	W	9-1	3/5	P	97-85	W	33-5	12/7	P	74-84	L	43-22	2/4	M	100-98	W	67-26
3/11	M	124-113	W	10-1	4/25	P	100-84	W	34-5	12/23	M	91-83	W	44-22	3/2	P	109-94	W	68-26
3/17	P	111-91	W	11-1	<b>1999-2000 (2-2)</b>					2/3	P	89-85	W	45-22	<b>2013-14 (3-1)</b>				
<b>1992-93 (3-1)</b>					11/24	M	88-81	W	35-5	<b>2006-07 (2-2)</b>					12/18	M	109-120	L	68-27
1/20	M	110-94	W	12-1	12/9	P	90-86	W	36-5	11/4	P	88-86	W	46-22	1/25	P	115-104	W	69-27
2/2	P	91-104	L	12-2	1/6	M	96-98	L	36-6	11/14	M	89-101	L	46-23	2/8	M	117-110	W	70-27
4/11	P	127-110	W	13-2	3/16	P	92-96	L	36-7	1/24	P	101-98*	W	47-23	2/23	P	108-97	W	71-27
4/16	M	117-109	W	14-2	<b>2000-01 (1-3)</b>					3/25	M	93-94	L	47-24	<b>2014-15 (2-2)</b>				
<b>1993-94 (4-0)</b>					1/27	M	80-93	L	36-8	<b>2007-08 (4-0)</b>					11/30	P	107-93	W	72-27
12/8	M	114-11	W	15-2	2/13	P	109-88	W	37-8	12/28	P	109-98	W	48-24	12/10	M	82-90	L	72-28
12/18	P	105-95	W	16-2	4/1	P	95-99	L	37-9	1/2	M	90-79	W	49-24	3/7	M	113-121	L	72-29
1/28	P	109-98	W	17-2	4/4	M	79-83	L	37-10	3/11	M	103-96	W	50-24	4/8	P	116-91	W	73-29
4/22	M	118-103	W	18-2	<b>2001-02 (2-2)</b>					3/15	P	107-96	W	51-24	<b>2015-16 (3-1)</b>				
<b>1994-95 (4-0)</b>					12/30	P	93-95	L	37-11	<b>2008-09 (4-0)</b>					11/2	M	106-101	W	74-29
2/3	M	112-97	W	19-2	2/6	M	103-113	L	37-12	11/8	P	97-93	W	52-24	12/5	M	109-103	W	75-29
2/21	P	99-86	W	20-2	3/6	P	85-78	W	38-12	11/15	M	88-83	W	53-24	1/31	P	96-93	W	76-29
3/12	M	102-88	W	21-2	3/23	M	108-99	W	39-12	2/27	M	102-82	W	54-24	4/9	P	105-106	L	76-30
4/4	P	95-91	W	22-2	<b>2002-03 (1-3)</b>					3/7	P	95-93	W	55-24	<b>2016-17 (3-1)</b>				
<b>1995-96 (4-0)</b>					12/14	M	98-92*	W	40-12	<b>2009-10 (4-0)</b>					1/1	M	95-89	W	77-30
11/10	M	108-102	W	23-2	1/18	P	98-104	L	40-13	11/8	P	116-93	W	56-24	3/25	P	112-100	W	78-30
1/7	P	113-97	W	24-2	3/16	M	95-111	L	40-14	11/11	M	107-84	W	57-24	4/3	M	109-110	L	78-31
2/7	M	103-93	W	25-2	4/6	P	78-97	L	40-15	11/21	P	106-78	W	58-24	4/6	P	105-98	W	79-31
3/19	P	106-78	W	26-2						2/27	M	110-91	W	59-24					

\* Overtime periods

## SERIES HISTORY AND HIGHLIGHTS

**All-time series record:** Trail Blazers lead, 79-31

**In Portland:** Trail Blazers lead, 44-12

**In Minneapolis:** Trail Blazers lead, 35-19

**Longest Win Streaks:** Trail Blazers (16), Timberwolves (6)

**Biggest Trail Blazers Win:** 30 points, 121-91, 3/30/91

**Biggest Timberwolves Win:** 21 points, 96-75, 1/8/04

**Most Points, Trail Blazers:** 132-117, 1/15/91

**Fewest Points, Trail Blazers:** 74-84, 12/7/05

**Most Points, Timberwolves:** 122-110, 3/3/12

**Fewest Points, Timberwolves:** 78-106, 3/19/96; 78-85, 3/6/02; 78-106, 11/21/09

**Overtime Games:** (3) Trail Blazers 3, Timberwolves 0

**Individual Bests, Trail Blazers:**

**Points:** 43---CJ McCollum, 1/1/17

**Rebounds:** 20---Arvydas Sabonis, 3/12/98

**Assists:** 16---Rod Strickland, 2/7/96

**Individual Bests, Timberwolves:**

**Points:** 42---Kevin Love, 3/3/12

**Rebounds:** 20---Kevin Garnett, 1/18/03

**Assists:** 16---Micheal Williams, 4/16/93; 16---Stephon Marbury, 2/28/99; 16---Ricky Rubio, 4/3/17



# NEW ORLEANS PELICANS

5800 Airline Dr.  
Metairie, LA 70003  
(504) 593-4700  
Smoothie King Center (16,867)



**Alvin Gentry**  
Head Coach  
3rd year  
All-time vs. Portland: 12-22 (.545)



**Director, Communications** ..... Matt Ryan    **Assistant Coaches** ..... Darren Erman, Chris Finch, Fred Vinson, Kevin Hanson, Jamelle McMillan, Elvis Valcarcel  
**Radio**..... Sean Kelley, John DeShazier    **Head Athletic Trainer**..... Duane Brooks  
**Television** ..... Joel Meyers, David Wesley, Jen Hale

## 2016-17 Results

### New Orleans won, 3-1

11/18 at NO - New Orleans 113, Portland 101  
11/25 at POR - Portland 119, New Orleans 104  
3/14 at NO - New Orleans 100, Portland 77  
4/12 at POR - New Orleans 103, Portland 100

## 2017-18 Matchups

**Tuesday, Oct. 24 - at Portland (7:00 p.m.)**  
**Saturday, Dec. 2 - at Portland (7:00 p.m.)**  
Friday, Jan. 12 - at New Orleans (5:00 p.m.)  
Tuesday, March 27 - at New Orleans (5:00 p.m.)  
\*All Times Pacific

## 2016-17 TRAIL BLAZERS vs. PELICANS

Player	G	S	Min.	FG	FGA	Pct.	3FG	3At	Pct.	FT	FTA	Pct.	Off	Def	RB	Ast.	PF	St	TO	Bl	Pts.	Avg.
Lillard	3	3	103	25	61	.410	11	25	.440	22	23	.957	3	8	11	15	6	1	8	1	83	27.7
McCollum	3	3	103	20	49	.408	8	19	.421	8	8	1.000	1	7	8	10	9	3	4	1	56	18.7
Napier	3	1	47	14	26	.538	5	10	.500	6	8	.750	0	6	6	5	2	2	6	1	39	13.0
Nurkic	1	1	22	1	8	.125	0	0	---	0	0	---	4	4	8	0	1	0	4	0	2	2.0
Plumlee	2	2	68	11	22	.500	0	0	---	3	5	.600	6	20	26	15	3	1	3	0	25	12.5
Harkless	4	3	106	18	35	.514	3	12	.250	5	11	.455	8	11	19	5	8	3	7	0	44	11.0
Leonard	4	1	91	13	33	.394	8	17	.471	2	2	1.000	2	24	26	6	14	0	4	2	36	9.0
Connaughton	0	0	51	9	17	.529	6	11	.545	0	0	---	0	10	10	8	7	0	4	0	24	6.0
Turner	3	1	67	7	26	.269	2	8	.250	2	2	1.000	2	8	10	9	1	0	3	0	18	6.0
Crabbe	3	0	70	6	20	.300	1	12	.083	4	7	.571	0	5	5	1	4	0	5	2	17	5.7
Davis	2	2	49	5	10	.500	0	0	---	1	1	1.000	5	12	17	2	8	1	0	1	11	5.5
Quarterman	3	0	25	5	12	.417	2	5	.400	0	2	.000	2	3	5	3	2	1	7	1	12	4.0
Vonleh	4	2	82	5	13	.385	0	0	---	5	9	.556	11	24	35	2	10	3	3	0	15	3.8
Layman	4	1	53	5	14	.357	2	6	.333	2	2	1.000	2	3	5	3	4	1	4	0	14	3.5
Aminu	1	0	24	0	3	.000	0	3	.000	1	2	.500	1	9	10	0	0	0	2	0	1	1.0
<b>Portland</b>	<b>4</b>	<b>-</b>	<b>960</b>	<b>144</b>	<b>349</b>	<b>.413</b>	<b>48</b>	<b>128</b>	<b>.375</b>	<b>61</b>	<b>82</b>	<b>.744</b>	<b>47</b>	<b>154</b>	<b>201</b>	<b>84</b>	<b>79</b>	<b>16</b>	<b>66</b>	<b>9</b>	<b>397</b>	<b>99.3</b>

## 2016-17 PELICANS vs. TRAIL BLAZERS

Player	G	S	Min.	FG	FGA	Pct.	3FG	3At	Pct.	FT	FTA	Pct.	Off	Def	RB	Ast.	PF	St	TO	Bl	Pts.	Avg.
Davis	3	3	108	29	54	.537	4	9	.444	22	29	.759	3	33	36	10	4	4	3	12	84	28.0
Cousins	1	1	30	9	22	.409	0	5	.000	4	10	.400	1	8	9	3	2	3	0	2	22	22.0
Crawford	2	0	45	11	23	.478	5	9	.556	1	2	.500	0	1	1	5	0	1	2	0	28	14.0
Holiday	4	2	95	22	44	.500	4	11	.364	7	13	.538	1	9	10	19	9	4	9	2	55	13.8
Jones	2	0	61	10	20	.500	4	7	.571	2	4	.500	0	10	10	4	0	2	3	4	26	13.0
Diallo	1	0	29	4	9	.444	0	0	---	4	5	.800	4	12	16	0	4	1	1	1	12	12.0
Cook	1	0	20	4	7	.571	1	1	1.000	2	2	1.000	1	0	1	1	2	2	2	0	11	11.0
Moore	4	2	96	17	30	.567	4	8	.500	2	6	.333	1	7	8	12	9	3	2	1	40	10.0
Frazier	4	3	115	11	37	.297	4	13	.308	10	12	.833	1	10	11	30	10	2	7	1	36	9.0
Toupane	1	0	21	4	4	1.000	0	0	---	0	0	---	0	1	1	0	4	1	0	0	8	8.0
Hill	4	3	106	10	19	.526	4	10	.400	6	8	.750	2	13	15	2	4	3	3	4	30	7.5
Cunningham	3	2	69	9	13	.692	2	6	.333	0	0	---	1	17	18	0	2	2	0	1	20	6.7
Ajincia	2	1	30	6	13	.462	0	0	---	1	1	1.000	1	6	7	0	4	1	0	1	13	6.5
Hield	2	0	19	4	6	.667	2	3	.667	1	1	1.000	0	2	2	0	1	0	0	1	11	5.5
Asik	2	2	35	3	4	.750	0	0	---	2	2	1.000	1	8	9	2	6	0	0	2	8	4.0
Galloway	2	0	38	3	10	.300	2	4	.500	0	0	---	0	1	1	1	3	3	2	0	8	4.0
Motiejunas	2	0	19	3	11	.273	0	4	.000	0	1	.000	1	2	3	0	2	3	0	0	6	3.0
Selden	1	1	15	0	1	.000	0	1	.000	2	4	.500	0	3	3	1	4	0	1	0	2	2.0
Brown	1	0	9	0	1	.000	0	1	.000	0	0	---	0	1	1	0	0	0	0	0	0	0.0
<b>New Orleans</b>	<b>4</b>	<b>-</b>	<b>960</b>	<b>159</b>	<b>328</b>	<b>.485</b>	<b>36</b>	<b>92</b>	<b>.391</b>	<b>66</b>	<b>100</b>	<b>.660</b>	<b>18</b>	<b>144</b>	<b>162</b>	<b>90</b>	<b>70</b>	<b>35</b>	<b>39</b>	<b>31</b>	<b>420</b>	<b>105.0</b>

## TRAIL BLAZERS CONNECTIONS

- Pelicans forward Dante Cunningham played two seasons in Portland after being drafted by the Trail Blazers in 2009, averaging 4.4 points and 2.9 rebounds in 119 games.
- Pelicans center Omer Asik was selected by the Trail Blazers with the 36th pick of the 2008 draft then sent to Chicago in a draft-night trade.

## ALL-TIME TRAIL BLAZERS VS. PELICANS

### 2002-03 (2-0)

12/17 P 102-93 W 1-0  
1/24 NO 97-96\* W 2-0

### 2003-04 (0-2)

11/15 P 79-101 L 2-1  
4/3 NO 81-94 L 2-2

### 2004-05 (1-2)

1/14 NO 106-112 L 2-3  
2/9 P 80-91 L 2-4  
4/10 NO 90-81 W 3-4

### 2005-06 (1-3)

12/9 P 98-95\* W 4-4  
1/6 OK 80-90 L 4-5  
2/15 OK 86-102 L 4-6  
2/26 P 75-88 L 4-7

### 2006-07 (2-1)

11/10 P 92-91 W 5-7  
12/27 P 100-85 W 6-7  
1/29 OK 91-103 L 6-8

### 2007-08 (2-2)

11/2 NO 93-113 L 6-9  
11/7 P 93-90 W 7-9  
12/17 P 88-76 W 8-9  
1/23 NO 81-96 L 8-10

### 2008-09 (2-2)

11/14 NO 82-87 L 8-11  
11/28 P 101-86 W 9-11  
1/2 P 77-92 L 9-12  
2/2 NO 97-89 W 10-12

### 2009-10 (2-1)

11/13 NO 86-78 W 11-12  
1/25 P 97-98 L 11-13  
3/27 NO 112-101 W 12-13

### 2010-11 (1-3)

11/13 NO 87-107 L 12-14  
11/26 P 78-97 L 12-15  
2/16 P 103-96 W 13-15  
3/30 NO 91-95 L 13-16

### 2011-12 (4-0)

1/16 NO 84-77 W 14-16  
2/10 NO 94-86 W 15-16  
3/5 P 86-74 W 16-16  
3/29 P 99-93 W 17-16

### 2012-13 (1-2)

12/16 P 95-94 W 18-16  
2/13 NO 63-99 L 18-17  
3/10 NO 96-98 L 18-18

### 2013-14 (3-1)

12/21 P 110-107 W 19-18  
12/30 NO 108-110 L 19-19  
3/4 NO 111-103 W 20-19  
4/6 P 100-94 W 21-19

### 2014-15 (3-0)

11/17 P 102-93 W 22-19  
12/20 NO 114-88 W 23-19  
4/4 P 99-90 W 24-19

### 2015-16 (3-1)

10/28 P 112-94 W 25-19  
12/14 P 105-101 W 26-19  
12/23 NO 89-115 L 26-20  
3/18 NO 117-112 W 27-20

### 2016-17 (1-3)

11/18 NO 101-113 L 27-21  
11/25 P 119-104 W 28-21  
3/14 NO 77-100 L 28-22  
4/12 P 100-103 L 28-23

\* Overtime periods

OK - Oklahoma City

## SERIES HISTORY AND HIGHLIGHTS

**All-time series record:** Trail Blazers lead, 28-23

**In Portland:** Trail Blazers lead, 18-7

**At the Pelicans:** Pelicans lead, 16-10 *(Includes games played in Oklahoma City)*

**In New Orleans only:** Pelicans lead, 13-10

**Longest Win Streaks:** Trail Blazers (7), Pelicans (4)

**Biggest Trail Blazers Win:** 26 points, 114-88, 12/20/14

**Biggest Pelicans Win:** 36 points, 99-63, 2/13/13

**Most Points, Trail Blazers:** 119-104, 11/25/16

**Fewest Points, Trail Blazers:** 63-99, 2/13/13

**Most Points, Pelicans:** 115-89, 12/23/15

**Fewest Points, Pelicans:** 74-86, 3/5/12

**Overtime Games:** (2) Trail Blazers 2, Pelicans 0

**Individual Bests, Trail Blazers:**

**Points:** 54---Damon Stoudamire, 1/14/05

**Rebounds:** 19---Joel Przybilla, 12/9/05 (OT); 19---Noah Vonleh, 4/12/17

**Assists:** 12---Raymond Felton, 1/16/02

**Individual Bests, Pelicans:**

**Points:** 38---Anthony Davis, 11/18/16

**Rebounds:** 19---Tyson Chandler, 12/17/07

**Assists:** 15---Darrell Armstrong, 4/3/04

# NEW YORK KNICKS

Two Pennsylvania Plaza  
New York, NY 10121  
(212) 465-6471  
Madison Square Garden (19,812)



**Jeff Hornacek**  
Head Coach  
2nd year  
All-time vs. Portland: 7-6 (.538)

**Vice President, Public Relations** ..... Jonathan Supranowitz    **Assistant Coaches** ..... Kurt Rambus, Howard Easley,  
**Radio** ..... Ed Cohen, Brendan Brown    Corey Gaines, Jerry Sichting  
**Television** ..... Mike Breen, Walt Frazier, Rebecca Haarlow    **Head Athletic Trainer** ..... Roger Hinds

## 2016-17 Results

### Series tied, 1-1

11/22 at NY - New York 107, Portland 103  
3/23 at POR - Portland 110, New York 95

## 2017-18 Matchups

Monday, Nov. 27 - at New York (4:30 p.m.)

**Tuesday, March 6 - at Portland (7:00 p.m.)**

\*All Times Pacific

## 2016-17 TRAIL BLAZERS vs. KNICKS

Player	G	S	Min.	FG	FGA	Pct.	3FG	3At	Pct.	FT	FTA	Pct.	Off	Def	RB	Ast.	PF	St	TO	Bl	Pts.	Avg.
Lillard	2	2	66	17	35	.486	6	13	.462	12	12	1.000	0	9	9	11	2	4	7	0	52	26.0
McCollum	2	2	69	14	34	.412	3	8	.375	5	5	1.000	2	7	9	6	3	0	2	0	36	18.0
Nurkic	1	1	27	6	9	.667	0	0	---	4	7	.571	3	7	10	3	5	0	2	0	16	16.0
Davis	1	1	33	7	9	.778	0	0	---	0	0	---	4	6	10	0	2	0	1	2	14	14.0
Harkless	2	2	52	8	16	.500	1	3	.333	4	6	.667	1	9	10	2	7	1	6	1	21	10.5
Turner	2	0	48	7	13	.538	0	0	---	7	9	.778	0	7	7	3	0	2	1	0	21	10.5
Aminu	1	0	27	4	11	.364	1	4	.250	1	4	.250	2	7	9	0	2	2	1	0	10	10.0
Crabbe	2	0	58	5	15	.333	4	6	.667	4	5	.800	2	3	5	2	4	1	0	1	18	9.0
Plumlee	1	1	28	4	5	.800	0	0	---	1	3	.333	4	5	9	4	1	0	4	1	9	9.0
Leonard	2	0	27	3	10	.300	2	8	.250	2	2	1.000	0	2	2	2	4	1	1	0	10	5.0
Vonleh	2	1	38	2	7	.286	0	0	---	2	2	1.000	3	11	14	0	3	1	4	2	6	3.0
Connaughton	1	0	2	0	0	---	0	0	---	0	0	---	0	0	0	0	0	0	0	0	0	0.0
Layman	1	0	2	0	2	.000	0	1	.000	0	0	---	0	0	0	0	0	1	0	0	0	0.0
Napier	1	0	2	0	0	---	0	0	---	0	0	---	0	0	0	0	0	0	0	0	0	0.0
<b>Portland</b>	<b>2</b>	<b>-</b>	<b>480</b>	<b>77</b>	<b>166</b>	<b>.464</b>	<b>17</b>	<b>43</b>	<b>.395</b>	<b>42</b>	<b>55</b>	<b>.764</b>	<b>21</b>	<b>73</b>	<b>94</b>	<b>33</b>	<b>33</b>	<b>13</b>	<b>29</b>	<b>7</b>	<b>213</b>	<b>106.5</b>

## 2016-17 KNICKS vs. TRAIL BLAZERS

Player	G	S	Min.	FG	FGA	Pct.	3FG	3At	Pct.	FT	FTA	Pct.	Off	Def	RB	Ast.	PF	St	TO	Bl	Pts.	Avg.
Porzingis	2	2	77	21	44	.477	3	13	.231	4	5	.800	6	12	18	2	6	1	4	4	49	24.5
Rose	1	1	28	8	15	.533	0	0	---	2	2	1.000	2	2	4	5	4	2	1	1	18	18.0
Anthony	1	1	36	7	22	.318	3	9	.333	0	0	---	2	4	6	0	3	1	1	1	17	17.0
Randle	1	0	19	4	7	.571	2	4	.500	3	3	1.000	1	1	2	2	0	0	0	0	13	13.0
Kuzminskas	2	1	52	7	14	.500	4	8	.500	6	6	1.000	1	10	11	3	5	1	3	0	24	12.0
Lee	2	2	67	8	20	.400	0	7	.000	5	5	1.000	1	4	5	7	3	2	3	1	21	10.5
Hernangomez	2	1	41	9	15	.600	0	0	---	1	2	.500	3	9	12	2	5	0	4	2	19	9.5
Vujacic	1	0	16	3	6	.500	1	1	1.000	2	2	1.000	0	1	1	0	2	0	1	0	9	9.0
Holiday	2	0	42	6	12	.500	1	3	.333	1	1	1.000	0	6	6	7	5	1	2	0	14	7.0
Baker	1	1	24	2	8	.250	0	2	.000	0	0	---	0	1	1	4	2	2	1	1	4	4.0
Jennings	1	0	22	2	6	.333	0	4	.000	0	0	---	1	2	3	11	1	2	0	0	4	4.0
O'Quinn	2	1	47	4	13	.308	0	0	---	0	0	---	1	11	12	4	6	1	3	2	8	4.0
Ndour	1	0	3	0	1	.000	0	0	---	2	2	1.000	0	0	0	0	1	0	0	1	2	2.0
Plumlee	1	0	5	0	1	.000	0	0	---	0	0	---	1	1	2	2	0	0	1	1	0	0.0
<b>New York</b>	<b>2</b>	<b>-</b>	<b>480</b>	<b>81</b>	<b>184</b>	<b>.440</b>	<b>14</b>	<b>51</b>	<b>.275</b>	<b>26</b>	<b>28</b>	<b>.929</b>	<b>19</b>	<b>64</b>	<b>83</b>	<b>49</b>	<b>43</b>	<b>13</b>	<b>24</b>	<b>14</b>	<b>202</b>	<b>101.0</b>

## TRAIL BLAZERS CONNECTIONS

- New York center Kyle O'Quinn and New York native **Maurice Harkless** spent their first three NBA seasons as teammates on the Orland Magic from 2012-15.
- **Shabazz Napier** and New York forward Michael Beasley were teammates in Miami during the 2014-15 season.

## ALL-TIME TRAIL BLAZERS VS. KNICKS

### 1970-71 (1-3)

11/8	P	113-115	L	0-1
12/8	NY	121-139	L	0-2
1/9	P	114-96	W	1-2
2/27	NY	102-113	L	1-3

### 1971-72 (1-3)

12/11	NY	102-134	L	1-4
12/23	P	117-120	L	1-5
2/22	NY	105-122	L	1-6
3/18	P	133-86	W	2-6

### 1972-73 (1-3)

11/6	P	95-111	L	2-7
11/21	NY	80-108	L	2-9
2/20	NY	106-110	L	2-9
3/18	P	99-96	W	3-9

### 1973-74 (2-2)

11/3	P	107-100	W	4-9
12/4	NY	100-113	L	4-10
2/19	NY	116-119*	L	4-11
3/15	P	107-105	W	5-11

### 1974-75 (2-2)

11/10	P	105-103	W	6-11
12/7	NY	112-120	L	6-12
1/7	P	106-92	W	7-12
3/15	NY	103-116	L	7-13

### 1975-76 (1-3)

11/9	P	115-96	W	8-13
11/18	NY	92-101	L	8-14
1/6	P	97-112	L	8-15
1/20	NY	104-107	L	8-16

### 1976-77 (3-1)

11/7	P	119-93	W	9-16
12/7	NY	111-94	W	10-16
1/11	P	131-111	W	11-16
3/10	NY	104-108	L	11-17

### 1977-78 (3-1)

11/1	P	113-104	W	12-17
12/10	NY	107-106	W	13-17
1/10	P	126-113	W	14-17
3/2	NY	117-128	L	14-18

### 1978-79 (3-1)

11/5	P	111-96	W	15-18
12/2	NY	77-111	L	15-19
3/6	NY	118-110	W	16-19
3/27	P	123-112	W	17-19

### 1979-80 (0-2)

12/23	P	103-111	L	17-20
2/19	NY	103-113	L	17-21

### 1980-81 (1-1)

11/29	NY	110-111	L	17-22
1/23	P	117-90	W	18-22

### 1981-82 (1-1)

2/7	P	100-98	W	19-22
2/27	NY	105-107	L	19-23

### 1982-83 (1-1)

11/6	P	110-102	W	20-23
12/2	NY	95-97	L	20-24

### 1983-84 (2-0)

11/4	P	106-97	W	21-24
2/21	NY	106-89	W	22-24

### 1984-85 (2-0)

12/1	NY	115-93	W	23-24
2/7	P	133-122	W	24-24

### 1985-86 (2-0)

11/3	P	110-96	W	25-24
1/11	NY	109-106	W	26-24

### 1986-87 (2-0)

12/7	P	107-104*	W	27-24
2/24	NY	122-109	W	28-24

### 1987-88 (1-1)

12/6	P	117-99	W	29-24
12/29	NY	110-123	L	29-25

### 1988-89 (0-2)

1/22	P	116-120	L	29-26
3/28	NY	124-128	L	29-27

### 1989-90 (2-0)

11/14	P	118-117	W	30-27
3/6	NY	112-100	W	31-27

### 1990-91 (2-0)

11/15	P	141-125	W	32-27
12/26	NY	108-92	W	33-27

### 1991-92 (1-1)

1/15	NY	96-91	W	34-27
3/29	P	96-107	L	34-28

### 1992-93 (1-1)

11/16	P	109-94	W	35-28
12/1	NY	85-101	L	35-29

### 1993-94 (0-2)

1/9	NY	85-99	L	35-30
1/30	P	93-103	L	35-31

### 1994-95 (1-1)

12/18	P	111-87	W	36-31
1/24	NY	99-105	L	36-32

### 1995-96 (2-0)

11/14	P	105-99	W	37-32
1/2	NY	101-92	W	38-32

### 1996-97 (1-1)

2/26	P	95-96*	L	38-33
3/23	NY	94-88	W	39-33

### 1997-98 (1-1)

2/20	P	89-98	L	39-34
3/19	NY	82-77	W	40-34

### 1998-99

Did not play each other

### 1999-2000 (0-2)

2/3	NY	88-98	L	40-35
3/26	P	89-93	L	40-36

### 2000-01 (1-1)

1/13	NY	78-91	L	40-37
3/30	P	96-79	W	41-37

### 2001-02 (1-1)

11/13	NY	82-89	L	41-38
4/4	P	88-80	W	42-38

### 2002-03 (2-0)

1/5	NY	92-89	W	43-38
2/17	P	99-91	W	44-38

### 2003-04 (1-1)

12/5	P	88-81	W	45-38
3/29	NY	91-92	L	45-39

### 2004-05 (1-1)

1/9	NY	105-113	L	45-40
3/26	P	103-96	W	46-40

### 2005-06 (1-1)

11/9	P	95-83	W	47-40
11/20	NY	92-103	L	47-41

### 2006-07 (1-1)

1/3	P	81-99	L	47-42
3/22	NY	92-86	W	48-42

### 2007-08 (2-0)

2/1	P	94-88*	W	49-42
3/8	NY	120-114*	W	50-42

### 2008-09 (2-0)

12/2	NY	104-97	W	51-42
2/8	P	109-108	W	52-42

### 2009-10 (1-1)

12/7	NY	84-93	L	52-43
3/31	P	118-90	W	53-43

### 2010-11 (1-1)

10/30	NY	100-95	W	54-43
1/11	P	86-100	L	54-44

### 2011-12 (0-1)

3/14	NY	79-121	L	54-45
------	----	--------	---	-------

### 2012-13 (2-0)

1/1	NY	105-100	W	55-45
3/14	P	105-90	W	56-45

### 2013-14 (2-0)

11/25	P	102-91	W	57-45
2/5	NY	94-90	W	58-45

### 2014-15 (2-0)

12/7	NY	103-99	W	59-45
12/28	P	101-79	W	60-45

### 2015-16 (1-1)

12/12	P	110-112	L	60-46
3/1	NY	104-85	W	61-46

### 2016-17 (1-1)

11/22	NY	103-107	L	61-47
3/23	P	110-95	W	62-47

\* Overtime periods

## SERIES HISTORY AND HIGHLIGHTS

**All-time series record:** Trail Blazers lead, 62-47

**In Portland:** Trail Blazers lead, 40-14

**In New York:** Knicks lead, 33-22

**Longest Win Streaks:** Trail Blazers (9), Knicks (4)

**Biggest Trail Blazers Win:** 47 points, 133-86, 3/18/72

**Biggest Knicks Win:** 42 points, 121-79, 3/14/12

**Most Points, Trail Blazers:** 141-125, 11/15/90

**Fewest Points, Trail Blazers:** 77-111, 12/2/78

**Most Points, Knicks:** 139-121, 12/8/70

**Fewest Points, Knicks:** 77-82, 3/19/98

**Overtime Games:** (5) Trail Blazers 3, Knicks 2

**Individual Bests, Trail Blazers:**

**Points:** 48---Clyde Drexler, 1/22/89

**Rebounds:** 22---LaRue Martin, 11/9/75

**Assists:** 15---Terry Porter, 1/22/89

**Individual Bests, Knicks:**

**Points:** 45---Nate Robinson, 3/8/08 (OT); 45---Carmelo Anthony, 1/1/13

**Rebounds:** 26---Willis Reed, 11/8/70

**Assists:** 15---Michael Ray Richardson, 2/7/82

# OKLAHOMA CITY THUNDER

208 Thunder Drive  
Oklahoma City, OK 73102  
(405) 208-4800  
Chesapeake Energy Arena (18,203)



**Billy Donovan**  
Head Coach  
3rd year  
All-time vs. Portland: 3-5 (.375)



**Director, Basketball Communications**..... Matt Tumbleson  
**Radio/Spanish** ..... Matt Pinto/Eleno Ornelas  
**Television** .. Brian Davis, Michael Cage, Lesley McCaslin, Nick Gallo

**Assistant Coaches**.....Mark Bryant, Vin Bhavnani, Maurice Cheeks, Adrian Griffin, Royal Ivey, Darko Rajakovic  
**Head Athletic Trainer** .....Joe Sharpe

## 2016-17 Results

### Portland won, 3-1

12/13 at POR - Portland 114, Oklahoma City 95  
2/5 at OKC - Oklahoma City 105, Portland 99  
3/2 at POR - Portland 114, Oklahoma City 109  
3/7 at OKC - Portland 126, Oklahoma City 121

## 2017-18 Matchups

### Sunday, Nov. 5 - at Portland (6:00 p.m.)

Tuesday, Jan. 9 - at Oklahoma City (5:00 p.m.)

### Saturday, March 3 - at Portland (7:00 p.m.)

Sunday, March 25 - at Oklahoma City (4:00 p.m.)

\*All Times Pacific

## 2016-17 TRAIL BLAZERS vs. THUNDER

Player	G	S	Min.	FG	FGA	Pct.	3FG	3At	Pct.	FT	FTA	Pct.	Off	Def	RB	Ast.	PF	St	TO	Bl	Pts.	Avg.
Lillard	4	4	140	35	75	.467	10	29	.345	21	23	.913	4	12	16	25	5	4	7	2	101	25.3
McCollum	4	4	132	26	62	.419	6	16	.375	15	16	.938	1	18	19	9	7	1	9	1	73	18.3
Plumlee	2	2	58	11	19	.579	0	0	---	9	13	.692	4	7	11	5	9	1	7	3	31	15.5
Crabbe	4	0	108	19	36	.528	11	21	.524	6	7	.857	2	7	9	6	9	1	3	0	55	13.8
Nurkic	2	2	63	12	22	.545	0	1	.000	11	13	.846	5	16	21	10	8	3	8	5	35	17.5
Aminu	3	0	93	12	23	.522	3	7	.429	6	9	.667	4	16	20	2	5	6	3	5	33	11.0
Turner	2	1	53	10	19	.526	1	3	.333	1	2	.500	1	5	6	5	6	2	3	1	22	11.0
Harkless	4	3	111	13	28	.464	2	8	.250	9	14	.643	6	14	20	3	9	10	1	3	37	9.3
Leonard	4	0	71	11	17	.647	6	10	.600	1	2	.500	1	12	13	5	13	0	3	3	29	7.3
Davis	1	0	11	2	3	.667	0	0	---	2	2	1.000	1	2	3	1	4	0	0	1	6	6.0
Vonleh	4	4	72	10	18	.556	0	0	---	2	4	.500	11	8	19	2	10	1	4	1	22	5.5
Napier	3	0	26	2	2	1.000	0	0	---	2	3	.667	0	3	3	7	3	3	1	0	6	2.0
Connaughton	2	0	13	1	2	.500	0	0	---	1	2	.500	0	1	1	0	2	0	2	0	3	1.5
Layman	1	0	6	0	4	.000	0	3	.000	0	0	---	0	0	0	0	0	1	0	0	0	0.0
Quarterman	1	0	4	0	1	.000	0	1	.000	0	0	---	0	1	1	1	0	0	0	0	0	0.0
<b>Portland</b>	<b>4</b>	<b>4</b>	<b>960</b>	<b>164</b>	<b>331</b>	<b>.495</b>	<b>39</b>	<b>99</b>	<b>.394</b>	<b>86</b>	<b>110</b>	<b>.782</b>	<b>40</b>	<b>122</b>	<b>162</b>	<b>81</b>	<b>90</b>	<b>33</b>	<b>53</b>	<b>25</b>	<b>453</b>	<b>113.3</b>

## 2016-17 THUNDER vs. TRAIL BLAZERS

Player	G	S	Min.	FG	FGA	Pct.	3FG	3At	Pct.	FT	FTA	Pct.	Off	Def	RB	Ast.	PF	St	TO	Bl	Pts.	Avg.
Westbrook	4	4	135	56	128	.438	12	36	.333	41	46	.891	6	14	20	27	8	4	16	2	165	41.3
Oladipo	2	2	64	13	27	.481	5	9	.556	9	11	.818	0	17	17	3	5	2	5	2	40	20.0
Kanter	3	0	64	12	26	.462	0	1	.000	11	15	.733	9	15	24	2	5	1	10	0	35	11.7
Gibson	2	0	56	7	11	.636	1	1	1.000	3	4	.750	8	6	14	3	6	2	4	2	18	9.0
Lauvergne	2	0	33	6	13	.462	2	4	.500	2	2	1.000	7	5	12	4	6	1	2	0	16	8.0
Morrow	2	0	39	7	18	.389	2	7	.286	0	0	---	1	1	2	2	2	3	0	0	16	8.0
Roberson	4	4	132	13	24	.542	2	10	.200	4	4	1.000	6	18	24	3	12	7	3	4	32	8.0
Adams	4	4	116	11	26	.423	0	1	.000	5	12	.417	13	13	26	2	10	7	9	0	27	6.8
McDermott	2	0	50	4	13	.308	1	6	.167	2	2	1.000	1	3	4	2	5	0	0	0	11	5.5
Abrines	3	1	36	6	15	.400	4	10	.400	0	0	---	0	3	3	2	8	0	0	0	16	5.3
Singler	1	0	6	1	1	1.000	1	1	1.000	2	2	1.000	0	2	2	1	0	0	0	0	5	5.0
Grant	4	1	65	5	13	.385	1	3	.333	8	10	.800	1	1	2	0	6	2	3	0	19	4.8
Cole	2	0	17	3	7	.429	1	1	1.000	2	2	1.000	0	1	1	3	0	1	2	0	9	4.5
Sabonis	4	4	86	6	19	.316	1	4	.250	4	4	1.000	4	17	21	1	7	0	3	4	17	4.3
Christon	2	0	37	1	9	.111	0	3	.000	2	4	.500	1	2	3	5	6	2	4	0	4	2.0
Collison	1	0	8	0	0	---	0	0	---	0	0	---	0	3	3	1	1	0	1	0	0	0.0
Payne	1	0	15	0	6	.000	0	2	.000	0	0	---	0	0	0	2	1	0	0	1	0	0.0
<b>Okl. City</b>	<b>4</b>	<b>4</b>	<b>960</b>	<b>151</b>	<b>356</b>	<b>.424</b>	<b>33</b>	<b>99</b>	<b>.333</b>	<b>95</b>	<b>118</b>	<b>.805</b>	<b>57</b>	<b>121</b>	<b>178</b>	<b>63</b>	<b>88</b>	<b>32</b>	<b>62</b>	<b>15</b>	<b>430</b>	<b>107.5</b>

## TRAIL BLAZERS CONNECTIONS

- Thunder assistant coach Maurice Cheeks was 162-139 in four seasons as Portland's head coach (2001-2005).
- Thunder forward Kyle Singler was born in Medford, Ore., and attended South Medford HS.

# ALL-TIME TRAIL BLAZERS VS. THUNDER

<b>1970-71 (2-4)</b> 10/30 S 111-141 L 0-1 11/2 S 118-115 L 0-3 1/12 S 137-125 W 1-0 2/12 S 135-128 W 2-4 3/19 S 135-128 W 2-4	<b>1981-82 (3-3)</b> 12/2 S 100-94 W 26-39 12/25 S 103-110 W 26-39 12/25 S 99-94 W 27-39 3/28 S 101-109 W 27-40 4/18 S 96-93 L 37-41 4/18 S 119-114 W 28-41	<b>1992-93 (2-3)</b> 12/18 S 108-126 W 64-84 1/17 S 108-97 W 64-84 1/30 S 108-99 W 65-83 3/23 S 108-99 W 65-84	<b>2005-06 (1-3)</b> 12/16 S 112-111 W 89-93 1/12 S 119-111 W 91-95 4/2 S 83-122 L 90-93 4/7 S 108-121 L 90-94
<b>1971-72 (0-6)</b> 10/15 S 102-119 L 2-5 11/20 S 100-104 L 2-5 12/18 S 105-107 L 2-5 12/18 S 97-93 L 2-5 2/20 S 117-113 L 2-5 2/20 S 105-109 L 2-5	<b>1982-83 (3-3)</b> 12/2 S 94-88 L W 28-42 12/25 S 110-101 L W 28-42 1/9 S 110-101 L W 30-42 4/12 S 102-99 L W 31-44 4/14 S 101-106 L W 31-44	<b>1993-94 (1-4)</b> 1/11 S 108-99 W 67-64 3/13 S 102-115 W 67-64 3/29 S 102-114 W 67-64 4/24 S 108-110 W 67-78	<b>2006-07 (2-2)</b> 11/1 S 110-106 W 91-94 2/26 S 73-97 L 89-95 3/14 S 99-95 L 91-95 4/14 S 108-102 W 92-96
<b>1972-73 (3-4)</b> 10/13 S 84-92 L 2-11 10/22 S 119-120* L 2-11 11/18 S 100-121* L 2-11 12/15 S 96-99 W 1-10 12/15 S 113-113 W 1-10 2/6 S 117-118 L 4-4 3/23 S 118-112 W 5-14	<b>1983-84 (4-2)</b> 12/2 S 100-90 W 32-44 12/25 S 102-94 W 33-44 1/16 S 102-99 W 34-44 3/7 S 94-107 L 34-45 4/15 S 103-108 L 35-46	<b>1994-95 (2-3)</b> 12/15 S 105-114 L 67-69 1/15 S 124-131 W 67-70 3/24 S 114-109 W 68-70 4/17 S 97-93 W 69-71	<b>2007-08 (2-2)</b> 2/25 S 89-79 W 93-96 2/22 S 87-99 W 94-96 3/24 S 94-97 L 94-98
<b>1973-74 (3-3)</b> 10/20 S 123-108 W 6-14 11/22 S 131-125 W 7-14 12/28 S 106-99 L 1-10 2/6 S 102-97 L 1-10 2/6 S 104-97 L 1-10	<b>1984-85 (4-2)</b> 11/16 S 100-83 L 36-46 12/2 S 106-99 L 36-46 12/25 S 123-99 W 36-46 3/29 S 145-120 W 38-48	<b>1995-96 (1-3)</b> 12/8 S 97-106 L 69-72 1/29 S 88-92 L 69-73 4/6 S 88-92 L 70-73 4/7 S 90-96 W 70-74	<b>2008-09 (3-1)</b> 2/9 S 92-89 W 94-99 2/11 S 106-92 W 95-99 4/3 S 107-79 W 95-99 4/13 S 113-83 W 97-99
<b>1974-75 (2-6)</b> 10/23 S 97-107 L 8-18 10/27 S 120-94 L 8-18 11/23 S 110-117 L 8-18 1/3 S 83-89 L 8-18 1/31 S 103-106 L 8-18 2/14 S 91-93 L 8-18 3/30 S 88-86 L 8-18	<b>1985-86 (5-1)</b> 12/21 S 114-97 L 40-48 12/21 S 117-107* W 42-48 2/21 S 113-109 W 43-48 4/2 S 121-109 W 44-48	<b>1997-98 (0-4)</b> 10/31 S 83-91 L 71-78 12/12 S 98-111 L 71-79 2/18 S 95-101 L 71-80 4/19 S 82-90 L 71-81	<b>2009-10 (3-1)</b> 2/9 S 92-89 W 98-99 3/28 S 92-87 W 98-100 4/12 S 103-95 W 100-100
<b>1975-76 (3-3)</b> 10/23 S 125-105 W 10-24 12/23 S 125-100 W 10-24 1/28 S 124-104 W 10-24 2/6 S 109-100 W 13-24 2/14 S 103-102 W 13-26 4/11 S 113-132 L 13-26	<b>1986-87 (4-2)</b> 12/16 S 110-127 L 44-50 12/16 S 126-118 L 45-50 12/28 S 127-118 L 46-50 4/3 S 126-123 W 47-51 4/10 S 121-115 W 48-51	<b>1998-99 (2-2)</b> 2/7 S 88-91 L 71-82 4/7 S 107-99 W 72-83 4/8 S 86-87 W 73-83 4/29 S 119-84 W 73-83	<b>2010-11 (1-3)</b> 11/4 S 106-107* W 100-101 1/12 S 106-110 W 100-102 3/7 S 98-91 W 101-103
<b>1976-77 (3-1)</b> 10/23 S 117-95 W 14-26 12/26 S 87-89 W 14-27 1/26 S 134-100 W 15-27 4/3 S 119-104 W 16-27	<b>1988-89 (2-4)</b> 11/22 S 125-104 W 52-54 12/2 S 123-129 W 52-54 1/17 S 105-109 W 53-55 2/18 S 114-111 W 53-55 4/20 S 118-124 L 53-58	<b>1999-2000 (4-0)</b> 12/16 S 107-81 W 74-83 12/28 S 94-89 W 75-83 3/16 S 97-85 W 75-83 4/2 S 95-82 W 77-83	<b>2011-12 (1-3)</b> 12/4 S 111-104 W 102-103 3/18 S 95-111 W 102-104 3/27 S 95-109 W 102-106
<b>1977-78 (3-1)</b> 10/21 S 106-99 W 17-27 11/5 S 116-94 W 17-27 1/1 S 102-94 W 18-28 4/2 S 86-10 L 18-28	<b>1989-90 (3-2)</b> 11/19 S 119-109 W 54-58 12/21 S 102-123 W 54-58 2/13 S 114-111 W 55-59 4/3 S 134-136* W 56-60	<b>2000-01 (2-2)</b> 11/4 S 97-90 W 76-83 2/28 S 93-105 W 76-84 3/13 S 90-99 W 79-85	<b>2012-13 (0-4)</b> 11/2 S 92-106 L 102-107 1/13 S 83-87 L 102-108 3/23 S 83-87 L 102-108 4/12 S 90-106 L 102-110
<b>1978-79 (1-3)</b> 1/19 S 85-88 L 19-29 1/21 S 108-109 L 19-31 1/31 S 112-115 L 19-31 4/3 S 106-102 W 20-31	<b>1990-91 (4-0)</b> 12/1 S 130-124 W 57-60 1/2 S 87-80 W 57-60 3/25 S 128-113 W 59-60 3/27 S 112-107 W 60-60	<b>2001-02 (3-1)</b> 12/8 S 113-92 W 80-85 1/29 S 92-86 W 81-85 2/20 S 90-86 W 82-85 3/30 S 87-82 L 82-85	<b>2013-14 (2-2)</b> 12/31 S 98-94 W 103-110 1/21 S 97-105 W 104-110 2/11 S 95-98 L 104-112
<b>1979-80 (1-5)</b> 11/18 S 100-95 W 21-31 11/23 S 90-94 L 21-31 12/3 S 87-96 L 21-31 12/30 S 107-107 L 21-31 3/4 S 97-98 L 21-35 3/30 S 104-135 L 21-36	<b>1991-92 (4-1)</b> 12/2 S 98-97 W 61-60 12/2 S 113-109 W 62-60 2/22 S 104-113 W 63-61 3/8 S 109-97 W 63-61 4/10 S 113-106 W 64-61	<b>2002-03 (4-0)</b> 11/21 S 89-85 W 83-86 12/1 S 81-80 W 83-86 2/15 S 101-96 W 85-86 3/11 S 92-77 W 86-86	<b>2014-15 (3-1)</b> 10/29 S 106-89 W 105-112 12/23 S 115-111* W 106-112 2/27 S 115-112 W 107-112 4/13 S 90-101 L 107-113
<b>1980-81 (4-2)</b> 10/12 S 107-96 W 22-36 10/26 S 98-111 W 25-37 12/9 S 111-99 W 25-37 12/26 S 96-90 W 24-37 2/12 S 109-112 W 24-38 3/25 S 112-103 W 25-38	<b>1992-93 (2-3)</b> 12/18 S 108-126 W 64-84 1/17 S 108-97 W 64-84 1/30 S 108-99 W 65-83 3/23 S 108-99 W 65-84	<b>2003-04 (2-2)</b> 11/7 S 82-100* L 86-87 1/5 S 108-119* W 86-88 3/27 S 101-96 W 86-88 4/1 S 115-108* W 88-88	<b>2015-16 (2-2)</b> 12/16 S 90-106 W 107-114 3/14 S 94-128 W 108-114 4/6 S 120-115 W 109-115
<b>1981-82 (3-3)</b> 12/2 S 100-94 W 26-39 12/25 S 103-110 W 26-39 12/25 S 99-94 W 27-39 3/28 S 101-109 W 27-40 4/18 S 96-93 L 37-41 4/18 S 119-114 W 28-41	<b>1993-94 (1-4)</b> 1/11 S 108-99 W 67-64 3/13 S 102-115 W 67-64 3/29 S 102-114 W 67-64 4/24 S 108-110 W 67-78	<b>2004-05 (1-3)</b> 11/30 S 100-94 W 80-88 12/3 S 91-86 W 80-88 4/1 S 87-89 W 83-91	<b>2016-17 (3-1)</b> 12/13 S 114-95 W 110-115 2/5 S 99-105 W 110-116 3/7 S 114-109 W 111-116 3/7 S 108-121 W 112-116

\* Overtime periods

S - Seattle; SeT - Seattle home games played in TacomaDome

## SERIES HISTORY AND HIGHLIGHTS

**All-time series record:** Thunder lead, 116-112  
**In Portland:** Trail Blazers lead, 74-40  
**At the Thunder:** Thunder lead, 76-38 (Includes games played in Seattle)  
**In Oklahoma City only:** Thunder lead, 11-7  
**Longest Win Streaks:** Trail Blazers (6-three times), Thunder (9)  
**Biggest Trail Blazers Win:** 35 points, 107-72, 4/3/09  
**Biggest Thunder Win:** 39 points, 122-83, 4/2/06  
**Most Points, Trail Blazers:** 145-120, 4/5/85  
**Fewest Points, Trail Blazers:** 73-97, 2/26/07  
**Most Points, Thunder:** 141-111, 10/23/70  
**Fewest Points, Thunder:** 72-107, 4/3/09  
**Overtime Games:** (9) Thunder 6, Trail Blazers 3  
**Individual Bests, Trail Blazers:**  
**Points:** 48---Kiki Vandeweghe, 3/5/87  
**Rebounds:** 20---Lloyd Neal, 3/23/73; 20---Mychal Thompson, 12/21/82  
**Assists:** 14---Bill Walton, 2/1/75; 14---Rod Strickland, 4/24/94  
**Individual Bests, Thunder:**  
**Points:** 58---Russell Westbrook, 3/7/17  
**Rebounds:** 25---Pete Cross, 1/1/71  
**Assists:** 19---Lenny Wilkens, 10/23/70;  
 19---Nate McMillan, 2/18/89

# ORLANDO MAGIC

8701 Maitland Summit Blvd.  
Orlando, FL 32810  
(407) 916-2400  
Amway Center (18,846)



**Frank Vogel**  
Head Coach  
2nd year

All-time vs. Portland: 5-7 (.417)

**Chief Communications Officer** ..... Joel Glass  
**Radio/Spanish** ..... Dennis Neumann, Richie Aduabo/Joey Colon  
**Television** ..... David Steele, Jeff Turner, Dante Marchitelli

**Assistant Coaches** ..... Chad Forcier, Cortliss Williamson,  
Jay Hernandez, Matt Hill  
**Head Athletic Trainer** ..... Keon Weise

## 2016-17 Results

### Series tied, 1-1

1/13 at POR - Orlando 115, Portland 109  
2/23 at ORL - Portland 112, Orlando 103

## 2017-18 Matchups

**Wednesday, Nov. 15 - at Portland (7:00 p.m.)**  
**Friday, Dec. 15 - at Orlando (4:00 p.m.)**

\*All Times Pacific

## 2016-17 TRAIL BLAZERS vs. MAGIC

Player	G	S	Min.	FG	FGA	Pct.	3FG	3At	Pct.	FT	FTA	Pct.	Off	Def	RB	Ast.	PF	St	TO	Bl	Pts.	Avg.
Lillard	2	2	70	24	49	.490	6	18	.333	13	15	.867	1	12	13	5	4	0	4	0	67	33.5
McCollum	2	2	74	17	38	.447	5	8	.625	9	9	1.000	1	2	3	8	7	3	7	4	48	24.0
Turner	1	0	24	5	10	.500	1	4	.250	4	4	1.000	3	1	4	2	1	0	1	0	15	15.0
Harkless	1	1	38	4	8	.500	1	1	1.000	3	4	.750	0	6	6	1	3	1	1	3	12	12.0
Nurkic	1	1	34	6	12	.500	0	0	---	0	0	---	4	8	12	5	4	3	3	2	12	12.0
Napier	1	0	26	4	9	.444	2	6	.333	0	0	---	1	6	7	6	2	2	1	0	10	10.0
Aminu	1	1	31	3	9	.333	0	1	.000	2	4	.500	3	4	7	2	3	0	0	1	8	8.0
Plumlee	1	1	28	2	7	.286	0	0	---	3	4	.750	2	5	7	5	2	2	1	3	7	7.0
Vonleh	1	1	16	3	3	1.000	0	0	---	1	2	.500	1	3	4	0	1	0	3	1	7	7.0
Crabbe	2	1	58	5	13	.385	1	5	.200	0	0	---	0	4	4	2	2	1	3	0	11	5.5
Davis	2	0	30	3	5	.600	0	0	---	3	6	.500	2	7	9	0	5	1	2	0	9	4.5
Leonard	2	0	32	2	10	.200	1	5	.200	4	4	1.000	2	9	11	2	8	0	0	2	9	4.5
Connaughton	1	0	13	1	4	.250	1	3	.333	0	0	---	1	0	1	1	1	1	0	3	3.0	
Layman	1	0	6	1	1	1.000	1	1	1.000	0	0	---	0	0	0	0	2	0	1	0	3	3.0
Portland	2	-	480	80	178	.449	19	52	.365	42	52	.808	21	67	88	39	45	14	30	16	221	110.5

## 2016-17 MAGIC vs. TRAIL BLAZERS

Player	G	S	Min.	FG	FGA	Pct.	3FG	3At	Pct.	FT	FTA	Pct.	Off	Def	RB	Ast.	PF	St	TO	Bl	Pts.	Avg.
Vucevic	2	2	64	21	38	.553	1	2	.500	12	14	.857	2	17	19	6	5	1	4	3	55	27.5
Fournier	2	2	68	10	27	.370	2	7	.286	6	10	.600	3	3	6	6	4	3	3	0	28	14.0
Payton	2	2	57	12	26	.462	1	4	.250	3	6	.500	3	3	6	10	7	1	9	2	28	14.0
Ibaka	1	1	29	4	10	.400	3	6	.500	2	2	1.000	1	9	10	1	4	0	1	1	13	13.0
Meeks	1	0	19	3	6	.500	2	2	1.000	4	4	1.000	0	1	1	1	1	1	4	0	12	12.0
Augustin	2	0	43	6	14	.429	2	3	.667	8	8	1.000	0	1	1	4	2	1	2	0	22	11.0
Gordon	2	2	66	6	14	.429	0	2	.000	5	8	.625	6	10	16	2	3	0	0	3	17	8.5
Ross	1	1	33	4	17	.235	2	8	.250	3	3	1.000	2	3	5	1	3	3	1	0	13	13.0
Green	2	0	38	3	7	.429	1	3	.333	6	8	.750	0	9	9	6	2	1	1	0	13	6.5
Hezonja	2	0	32	5	7	.714	3	3	1.000	0	0	---	1	1	2	2	4	1	0	0	13	6.5
Biyombo	2	0	31	1	3	.333	0	0	---	2	2	1.000	4	6	10	0	5	1	4	0	4	2.0
<b>Orlando</b>	<b>2</b>	<b>-</b>	<b>480</b>	<b>75</b>	<b>169</b>	<b>.444</b>	<b>17</b>	<b>40</b>	<b>.425</b>	<b>51</b>	<b>65</b>	<b>.785</b>	<b>22</b>	<b>63</b>	<b>85</b>	<b>39</b>	<b>40</b>	<b>13</b>	<b>29</b>	<b>9</b>	<b>218</b>	<b>109.0</b>

## TRAIL BLAZERS CONNECTIONS

- **Maurice Harkless** played his first three NBA seasons with Orlando, averaging 6.8 points and 3.5 rebounds in 201 games (104 starts).
- **Shabazz Napier** produced 3.7 points and 1.8 assists in 55 games during his lone season with the Magic in 2015-16.

## ALL-TIME TRAIL BLAZERS VS. MAGIC

### 1989-90 (2-0)

12/4 O 121-95 W 1-0  
3/13 P 142-117 W 2-0

### 1990-91 (4-0)

12/5 O 119-110 W 3-0  
12/16 P 126-107 W 4-0  
4/5 O 115-98 W 5-0  
4/14 P 139-119 W 6-0

### 1991-92 (2-0)

12/4 O 124-115 W 7-0  
1/7 P 104-89 W 8-0

### 1992-93 (0-2)

2/5 P 106-114 L 8-1  
2/23 O 107-125 L 8-2

### 1993-94 (0-2)

12/1 O 106-114 L 8-3  
12/12 P 88-103 L 8-4

### 1994-95 (0-2)

12/20 P 104-108 L 8-5  
3/10 O 85-97 L 8-6

### 1995-96 (1-1)

12/3 P 93-82 W 9-6  
3/2 O 89-115 L 9-7

### 1996-97 (0-2)

12/10 P 93-99 L 9-8  
2/19 O 84-95 L 9-9

### 1997-98 (0-2)

12/2 P 88-89 L 9-10  
3/20 O 87-102 L 9-11

### 1998-99

Did not play each other

### 1999-2000 (2-0)

11/17 O 81-79 W 10-11  
2/24 P 111-92 W 11-11

### 2000-01 (2-0)

11/19 O 110-102\* W 12-11  
12/15 P 106-96 W 13-11

### 2001-02 (2-0)

12/15 P 117-106 W 14-11  
1/11 O 92-84 W 15-11

### 2002-03 (2-0)

11/20 P 98-84 W 16-11  
2/4 O 96-89 W 17-11

### 2003-04 (2-0)

2/24 O 94-91\* W 18-11  
3/20 P 92-73 W 19-11

### 2004-05 (1-1)

11/24 O 89-83 W 20-11  
3/19 P 92-97 L 20-12

### 2005-06 (1-1)

11/25 O 89-104 L 20-13  
1/13 P 113-108 W 21-13

### 2006-07 (0-2)

12/1 P 89-91 L 21-14  
2/14 O 91-103 L 21-15

### 2007-08 (0-2)

11/26 P 74-85 L 21-16  
1/19 O 94-101 L 21-17

### 2008-09 (1-1)

11/10 O 106-99 W 22-17  
12/9 P 108-109 L 22-18

### 2009-10 (1-1)

12/19 O 83-92 L 22-19  
1/15 P 102-87 W 23-19

### 2010-11 (2-0)

12/9 P 97-83 W 24-19  
3/7 O 89-85 W 25-19

### 2011-12 (0-1)

1/11 P 104-107 L 25-20

### 2012-13 (1-1)

1/7 P 125-119\* W 26-20  
2/10 O 104-110 L 26-21

### 2013-14 (1-1)

1/8 P 110-94 W 27-21  
3/25 O 85-95 L 27-22

### 2014-15 (1-1)

1/10 P 103-92 W 28-22  
3/20 O 104-111 L 28-23

### 2015-16 (1-1)

12/18 O 94-102 L 28-24  
3/12 P 121-84 W 29-24

### 2016-17 (1-1)

1/13 P 109-115 L 29-25  
3/12 O 112-103 W 30-25

\* Overtime periods

## SERIES HISTORY AND HIGHLIGHTS

**All-time series record:** Trail Blazers lead, 30-25

**In Portland:** Trail Blazers lead, 17-11

**In Orlando:** Magic lead, 14-13

**Longest Win Streaks:** Trail Blazers (11), Magic (6)

**Biggest Trail Blazers Win:** 37 points, 121-84, 3/12/16

**Biggest Magic Win:** 26 points, 115-89, 3/2/96

**Most Points, Trail Blazers:** 142-117, 3/14/90

**Fewest Points, Trail Blazers:** 74-85, 11/26/07

**Most Points, Magic:** 125-107, 2/23/93

**Fewest Points, Magic:** 73-92, 3/20/04

**Overtime Games:** (3) Trail Blazers 3, Magic 0

**Individual Bests, Trail Blazers:**

**Points:** 37---Rasheed Wallace (twice), 11/19/00 (OT) and 12/15/01

**Rebounds:** 21---Buck Williams, 4/5/91

**Assists:** 18---Terry Porter, 12/4/89

**Individual Bests, Magic:**

**Points:** 41---Shaquille O'Neal, 3/2/96

**Rebounds:** 20---Dwight Howard, 12/19/09

**Assists:** 20---Scott Skiles, 12/1/93



# PHILADELPHIA 76ERS

3 Crescent Dr., Suite 300  
Philadelphia, PA 19112  
(215) 339-7600  
Wells Fargo Center (20,328)



**Brett Brown**

Head Coach

5th year

All-time vs. Portland: 3-5 (.375)

**Vice President, Communications** ..... Dave Sholler

**Radio** ..... Tom McGinnis

**Television** ..... Marc Zumoff, Alaa Abdelnaby, Molly Sullivan

**Assistant Coaches** ..... Jim O'Brien, Lloyd Pierce,

Kevin Young, Billy Lange, John Townsend, Todd Wright

**Head Athletic Trainer** ..... Kevin Johnson

## 2016-17 Results

### Series tied, 1-1

1/20 at PHI - Philadelphia 92, Portland 93

3/9 at POR - Portland 114, Philadelphia 108 (OT) \*All Times Pacific

## 2017-18 Matchups

Wednesday, Nov. 22 - at Philadelphia (4:00 p.m.)

**Thursday, Dec. 28 - at Portland (7:30 p.m.)**

## 2016-17 TRAIL BLAZERS vs. 76ERS

Player	G	S	Min.	FG	FGA	Pct.	3FG	3At	Pct.	FT	FTA	Pct.	Off	Def	RB	Ast.	PF	St	TO	Bl	Pts.	Avg.
Lillard	2	2	77	18	46	.391	2	13	.154	16	17	.941	2	7	9	5	2	1	8	2	54	27.0
McCollum	2	2	77	13	34	.382	5	13	.385	8	8	1.000	0	8	8	7	3	2	5	0	39	19.5
Plumlee	1	1	33	4	14	.286	0	0	---	6	10	.600	3	8	11	2	3	1	1	3	14	14.0
Nurkic	1	1	38	9	18	.500	0	0	---	10	13	.769	7	13	20	8	5	2	3	6	28	28.0
Crabbe	2	0	49	9	15	.600	2	5	.400	2	2	1.000	0	5	5	2	2	1	0	0	22	11.0
Vonleh	2	2	38	6	8	.750	1	1	1.000	1	3	.333	2	7	9	0	8	1	2	0	14	7.0
Harkless	2	1	58	6	14	.429	0	1	.000	1	4	.250	7	6	13	2	1	2	3	3	13	6.5
Aminu	2	0	60	4	13	.308	1	4	.250	2	2	1.000	3	11	14	1	8	3	6	2	11	5.5
Turner	1	1	28	2	10	.200	0	1	.000	0	0	---	1	0	1	5	1	1	1	1	4	4.0
Leonard	1	0	15	1	3	.333	1	2	.500	0	0	---	1	3	4	2	2	0	0	1	3	3.0
Davis	1	0	15	1	2	.500	0	0	---	0	0	---	1	5	6	1	5	0	0	0	2	2.0
Napier	1	0	16	0	0	---	0	0	---	2	2	1.000	1	0	1	6	2	2	3	0	2	2.0
<b>Portland</b>	<b>2</b>	<b>-</b>	<b>505</b>	<b>73</b>	<b>177</b>	<b>.412</b>	<b>12</b>	<b>40</b>	<b>.300</b>	<b>48</b>	<b>61</b>	<b>.787</b>	<b>28</b>	<b>73</b>	<b>101</b>	<b>41</b>	<b>42</b>	<b>16</b>	<b>32</b>	<b>18</b>	<b>206</b>	<b>103.0</b>

## 2016-17 76ERS vs. TRAIL BLAZERS

Player	G	S	Min.	FG	FGA	Pct.	3FG	3At	Pct.	FT	FTA	Pct.	Off	Def	RB	Ast.	PF	St	TO	Bl	Pts.	Avg.
Ilyasova	1	1	29	9	14	.643	5	6	.833	1	2	.500	2	4	6	2	4	2	5	1	24	24.0
Covington	2	2	74	18	38	.474	9	20	.450	1	1	1.000	3	16	19	2	7	3	4	2	46	23.0
Embiid	1	1	22	7	14	.500	0	0	---	4	9	.444	3	7	10	5	2	0	5	4	18	18.0
Okafor	1	1	29	7	14	.500	0	0	---	2	2	1.000	3	5	8	1	4	1	1	0	16	16.0
Saric	2	1	65	12	28	.429	5	12	.417	2	3	.667	4	11	15	4	5	1	7	1	31	15.5
Holmes	1	0	22	4	6	.667	1	1	1.000	1	2	.500	2	4	6	0	5	1	2	1	10	10.0
Henderson	2	0	54	7	20	.350	1	4	.250	4	5	.800	3	7	10	2	4	1	1	0	19	9.5
Rodriguez	2	0	39	5	16	.313	1	6	.167	1	2	.500	0	2	2	8	7	1	0	0	12	6.0
Noel	1	0	21	1	4	.250	0	0	---	3	4	.750	2	7	9	2	0	2	2	0	5	5.0
McConnell	2	2	62	4	16	.250	0	1	.000	0	0	---	3	4	7	11	6	2	2	0	8	4.0
Luwawu	2	0	32	2	6	.333	1	3	.333	2	2	1.000	0	2	2	2	3	1	1	0	7	3.5
Stauskas	2	2	48	1	9	.111	0	4	.000	3	4	.750	0	2	2	4	3	1	3	1	5	2.5
Anderson	1	0	8	0	1	.000	0	1	.000	0	0	---	0	1	1	0	0	0	2	1	0	0.0
Long	1	0	0	0	0	---	0	0	---	0	0	---	0	0	0	0	0	0	0	0	0	0.0
<b>Philadelphia</b>	<b>2</b>	<b>-</b>	<b>505</b>	<b>77</b>	<b>186</b>	<b>.414</b>	<b>23</b>	<b>58</b>	<b>.397</b>	<b>24</b>	<b>36</b>	<b>.667</b>	<b>25</b>	<b>72</b>	<b>97</b>	<b>43</b>	<b>50</b>	<b>16</b>	<b>36</b>	<b>11</b>	<b>201</b>	<b>100.5</b>

## TRAIL BLAZERS CONNECTIONS

- Trail Blazers forward **Evan Turner** spent his first three-plus NBA seasons with the 76ers after being drafted second overall in 2010, averaging 11.5 points, 5.5 rebounds and 3.2 assists in 279 games (170 starts).
- 76ers guard Jerryd Bayless spent two seasons with the Trail Blazers after being drafted by Portland in 2008, averaging 6.8 points, 1.4 rebounds and 2.0 assists.

## ALL-TIME TRAIL BLAZERS VS. 76ERS

### 1970-71 (0-4)

12/20	P	132-134*	L	0-1
2/20	P	105-118	L	0-2
2/23	Phil	113-119	L	0-3
3/3	Phil	104-120	L	0-4

### 1971-72 (2-2)

11/27	Phil	93-116	L	0-5
12/17	P	127-126	W	1-5
1/21	Phil	122-136	L	1-6
2/11	P	110-106	W	2-6

### 1972-73 (3-1)

11/25	Phil	117-106	W	3-6
1/5	P	135-102	W	4-6
2/9	P	116-105	W	5-6
2/25	Phil	111-115	L	5-7

### 1973-74 (2-2)

10/24	Phil	110-132	L	5-8
12/22	P	110-105	W	6-8
2/26	P	110-118	L	6-9
3/20	Phil	113-106	W	7-9

### 1974-75 (2-2)

11/8	Phil	89-105	L	7-10
1/24	P	119-97	W	8-10
2/25	P	99-77	W	9-10
3/12	Phil	88-91	L	9-11

### 1975-76 (0-4)

11/21	Phil	111-131	L	9-12
12/16	P	98-105	L	9-13
2/11	Phil	106-118	L	9-14
2/24	P	102-106	L	9-15

### 1976-77 (2-2)

11/5	P	146-104	W	10-15
12/11	Phil	107-108	L	10-16
3/1	P	108-107	W	11-16
3/27	Phil	116-128	L	11-17

### 1977-78 (2-2)

10/28	P	98-94	W	12-17
12/7	Phil	100-122	L	12-18
2/28	P	113-92	W	13-18
3/26	Phil	100-116	L	13-19

### 1978-79 (2-1)

1/14	Phil	106-112	L	13-20
1/28	P	116-94	W	14-20
2/27	P	118-115	W	15-20

### 1979-80 (0-2)

1/16	Phil	110-121	L	15-21
2/26	P	96-98	L	15-22

### 1980-81 (1-1)

11/28	Phil	103-116	L	15-23
12/30	P	109-108	W	16-23

### 1981-82 (0-2)

1/1	P	105-120	L	16-24
1/20	Phil	110-115	L	16-25

### 1982-83 (2-0)

11/23	Phil	106-103	W	17-25
2/4	P	115-109	W	18-25

### 1983-84 (1-1)

1/1	P	103-115	L	18-26
2/24	Phil	119-114	W	19-26

### 1984-85 (0-2)

11/30	Phil	116-126	L	19-27
1/1	P	106-111	L	19-28

### 1985-86 (0-2)

1/1	P	119-121*	L	19-29
2/19	Phil	133-153	L	19-30

### 1986-87 (0-2)

11/9	P	119-125	L	19-31
1/28	Phil	112-116	L	19-32

### 1987-88 (1-1)

12/9	Phil	86-94	L	19-33
1/1	P	127-125	W	20-33

### 1988-89 (1-1)

11/30	Phil	106-114	L	20-34
3/3	P	129-121	W	21-34

### 1989-90 (1-1)

2/18	P	109-110	L	21-35
3/9	Phil	104-100	W	22-35

### 1990-91 (1-1)

2/15	P	121-106	W	23-35
3/1	Phil	111-121	L	23-36

### 1991-92 (1-1)

12/6	Phil	102-105*	L	23-37
1/5	P	115-102	W	24-37

### 1992-93 (2-0)

12/26	P	121-115*	W	25-37
4/2	Phil	96-91	W	26-37

### 1993-94 (2-0)

2/18	P	108-93	W	27-37
4/1	Phil	111-100	W	28-37

### 1994-95 (0-2)

12/28	P	94-101	L	28-38
3/31	Phil	85-86	L	28-39

### 1995-96 (2-0)

2/3	Phil	96-85	W	29-39
3/25	P	94-71	W	30-39

### 1996-97 (1-1)

2/22	Phil	80-97	L	30-40
3/2	P	112-95	W	31-40

### 1997-98 (1-1)

12/30	P	96-86	W	32-40
1/23	Phil	87-98	L	32-41

### 1998-99 (1-0)

3/21	P	91-75	W	33-41
------	---	-------	---	-------

### 1999-2000 (2-0)

11/19	Phil	97-91	W	34-41
12/30	P	108-90	W	35-41

### 2000-01 (1-1)

12/8	P	94-107	L	35-42
1/10	Phil	93-75	W	36-42

### 2001-02 (2-0)

1/5	P	96-88	W	37-42
2/25	Phil	88-83	W	38-42

### 2002-03 (0-2)

3/6	P	60-88	L	38-43
3/14	Phil	79-90	L	38-44

### 2003-04 (1-1)

11/3	P	83-94	L	38-45
4/1	Phil	88-82	W	39-45

### 2004-05 (1-1)

12/27	P	104-111	L	39-46
4/1	Phil	109-100	W	40-46

### 2005-06 (1-1)

11/29	Phil	83-107	L	40-47
12/28	P	95-91	W	41-47

### 2006-07 (1-1)

12/11	Phil	81-79	W	42-47
12/29	P	95-98	L	42-48

### 2007-08 (1-1)

11/16	Phil	88-92	L	42-49
12/30	P	97-72	W	43-49

### 2008-09 (0-2)

1/14	Phil	79-100	L	43-50
3/23	P	108-114*	L	43-51

### 2009-10 (1-1)

12/28	P	93-104	L	43-52
1/20	Phil	98-90	W	44-52

### 2010-11 (1-1)

11/30	Phil	79-88	L	44-53
3/19	P	110-101	W	45-53

### 2011-12 (1-0)

12/26	P	107-103	W	46-53
-------	---	---------	---	-------

### 2012-13 (1-1)

12/29	P	89-85	W	47-53
3/18	Phil	100-101	L	47-54

### 2013-14 (1-1)

12/14	Phi	139-105	W	48-54
1/4	P	99-101	L	48-55

### 2014-15 (2-0)

11/24	Phil	114-104	W	49-55
12/26	P	114-93	W	50-55

### 2015-16 (1-1)

1/16	Phi	89-114	L	50-56
3/26	P	108-105	W	51-56

### 2016-17 (1-1)

1/20	Phi	92-93	L	51-57
3/09	P	114-108*	W	52-57

\* Overtime periods

## SERIES HISTORY AND HIGHLIGHTS

**All-time series record:** 76ers lead, 57-52

**In Portland:** Trail Blazers lead, 35-21

**In Philadelphia:** 76ers lead, 36-17

**Longest Win Streaks:** Trail Blazers (5), 76ers (7)

**Biggest Trail Blazers Win:** 42 points, 146-104, 11/5/76

**Biggest 76ers Win:** 28 points, 88-60, 3/06/03

**Most Points, Trail Blazers:** 146-104, 11/5/76

**Fewest Points, Trail Blazers:** 60-88, 3/06/03

**Most Points, 76ers:** 153-133, 2/19/86

**Fewest Points, 76ers:** 71-94, 3/25/96

**Overtime Games:** (6) 76ers 4, Trail Blazers 2

**Individual Bests, Trail Blazers:**

**Points:** 43---Geoff Petrie (twice), 2/23/71 and 3/20/74

**Rebounds:** 22---Sidney Wicks, 1/5/73

**Assists:** 15---Terry Porter, 3/3/89

**Individual Bests, 76ers:**

**Points:** 47---Billy Cunningham, 12/17/71

**Rebounds:** 27---Billy Cunningham, 12/20/70 (OT); 26---LeRoy Ellis, 10/24/73

**Assists:** 14---Fred Carter, 2/26/74; 14---Maurice Cheeks, 2/19/86

# PHOENIX SUNS

201 E. Jefferson St.  
Phoenix, AZ 85004  
(602) 379-7900  
Talking Stick Resort Arena (18,055)



**Earl Watson**  
Head Coach  
2nd year

All-time vs. Portland: 1-3 (.250)



**Vice President, Basketball Communications**.....Julie Fie **Assistant Coaches**.....Jay Triano, Tyrone Corbin,  
**Radio**.....Al McCoy, Tim Kempton **Nate Bjorkgren, Marlon Garnett**  
**Spanish Radio**..Arturo Ochoa, Jorge Moreno, Enrique Cortes **Head Athletic Trainer**.....Aaron Nelson  
**Television**..Kevin Ray, Eddie Johnson, Ann Meyers Drysdale, Lindsey Smith

## 2016-17 Results

### Portland won, 3-1

11/2 at PHX - Phoenix 118, Portland 115 (OT)  
11/8 at POR - Portland 124, Phoenix 121  
3/12 at PHX - Portland 110, Phoenix 101  
4/1 at POR - Portland 130, Phoenix 117

## 2016-17 Matchups

Wednesday, Oct. 18 - at Phoenix (7:00 p.m.)  
**Saturday, Oct. 28 - at Portland (7:00 p.m.)**  
**Tuesday, Jan. 16 - at Portland (7:00 p.m.)**  
Saturday, Feb. 24 - at Phoenix (6:00 p.m.)  
\*All Times Pacific

## 2016-17 TRAIL BLAZERS vs. SUNS

Player	G	S	Min.	FG	FGA	Pct.	3FG	3At	Pct.	FT	FTA	Pct.	Off	Def	RB	Ast.	PF	St	TO	Bl	Pts.	Avg.
Lillard	4	4	150	41	87	.471	12	37	.324	41	44	.932	4	17	21	17	15	3	14	0	135	33.8
McCollum	4	4	151	40	75	.533	13	22	.591	19	21	.905	2	17	19	22	10	4	9	3	112	28.0
Harkless	4	4	116	19	31	.613	4	10	.400	6	10	.600	5	11	16	7	11	2	8	3	48	12.0
Turner	3	0	76	12	23	.522	3	6	.500	5	6	.833	2	11	13	8	2	2	7	2	32	10.7
Leonard	3	1	63	9	20	.450	3	11	.273	4	4	1.000	1	10	11	3	12	1	0	1	25	8.3
Crabbe	4	0	127	12	31	.387	6	18	.333	2	3	.667	0	9	9	7	16	2	3	1	32	8.0
Vonleh	3	2	72	10	21	.476	1	4	.250	3	5	.600	12	16	28	3	9	4	1	4	24	8.0
Aminu	4	2	83	11	29	.379	4	10	.400	5	7	.714	3	20	23	2	4	8	5	2	31	7.8
Plumlee	2	2	53	7	17	.412	0	0	---	0	2	.000	2	15	17	9	4	0	2	3	14	7.0
Nurkic	1	1	30	6	9	.667	0	0	---	0	0	---	2	9	11	2	5	0	2	2	12	12.0
Napier	3	0	28	3	10	.300	2	4	.500	0	2	.000	1	1	2	2	4	4	2	0	8	2.7
Connaughton	1	0	3	1	2	.500	0	1	.000	0	0	---	0	0	0	0	0	1	0	0	2	2.0
Davis	2	0	32	2	5	.400	0	0	---	0	1	.000	3	5	8	0	5	1	4	2	4	2.0
Layman	1	0	3	0	0	---	0	0	---	0	0	---	0	0	0	0	0	0	0	0	0	0.0
<b>Portland</b>	<b>4</b>	<b>4</b>	<b>985</b>	<b>173</b>	<b>360</b>	<b>.481</b>	<b>48</b>	<b>123</b>	<b>.390</b>	<b>85</b>	<b>105</b>	<b>.810</b>	<b>37</b>	<b>141</b>	<b>178</b>	<b>82</b>	<b>97</b>	<b>32</b>	<b>61</b>	<b>20</b>	<b>479</b>	<b>119.8</b>

## 2016-17 SUNS vs. TRAIL BLAZERS

Player	G	S	Min.	FG	FGA	Pct.	3FG	3At	Pct.	FT	FTA	Pct.	Off	Def	RB	Ast.	PF	St	TO	Bl	Pts.	Avg.
Booker	4	4	152	37	84	.440	3	12	.250	20	27	.741	2	9	11	12	9	7	14	0	97	24.3
Bledsoe	3	3	102	23	52	.442	6	11	.545	18	21	.857	4	10	14	14	8	3	7	0	70	23.3
Warren	4	4	146	31	61	.508	2	5	.400	10	13	.769	9	12	21	3	10	4	2	2	74	18.5
Knight	2	0	51	11	27	.407	2	7	.286	3	3	1.000	1	7	8	9	5	1	6	0	27	13.5
Len	3	2	54	12	21	.571	0	1	.000	10	10	1.000	12	10	22	1	9	0	1	5	34	11.3
Ulis	2	1	57	9	19	.474	0	2	.000	3	4	.750	1	4	5	11	4	0	3	1	21	10.5
Williams	2	0	42	8	18	.444	0	0	---	5	7	.714	5	10	15	1	7	1	2	2	21	10.5
Bender	1	0	23	4	9	.444	2	4	.500	0	0	---	1	1	2	1	2	0	2	1	10	10.0
Chriss	4	3	94	15	31	.484	2	8	.250	7	11	.636	4	22	26	2	10	1	6	4	39	9.8
Tucker	2	0	51	4	8	.500	0	1	.000	6	8	.750	5	9	14	4	7	8	1	0	14	7.0
Barbosa	3	0	44	7	13	.538	0	3	.000	5	5	1.000	0	2	2	5	4	1	0	0	19	6.3
Chandler	1	1	28	2	4	.500	0	0	---	2	2	1.000	2	16	18	1	1	0	2	1	6	6.0
Dudley	4	1	83	6	13	.462	3	7	.429	2	2	1.000	0	16	16	4	7	5	8	0	17	4.3
Jones	2	1	51	3	6	.500	0	0	---	2	2	1.000	2	7	9	1	9	2	0	0	8	4.0
Price	1	0	9	0	0	---	0	0	---	0	0	---	0	1	1	1	2	0	0	0	0	0.0
<b>Phoenix</b>	<b>4</b>	<b>4</b>	<b>985</b>	<b>172</b>	<b>366</b>	<b>.470</b>	<b>20</b>	<b>61</b>	<b>.328</b>	<b>93</b>	<b>115</b>	<b>.809</b>	<b>48</b>	<b>136</b>	<b>184</b>	<b>70</b>	<b>94</b>	<b>33</b>	<b>55</b>	<b>16</b>	<b>457</b>	<b>114.3</b>

## TRAIL BLAZERS CONNECTIONS

- Phoenix head coach Earl Watson played one season for the Trail Blazers in 2013-14, averaging 0.5 points and 1.2 assists in 24 games.
- Phoenix associate head coach Jay Triano served as an assistant coach with the Trail Blazers for four seasons from 2012-13 to 2015-16.

# ALL-TIME TRAIL BLAZERS VS. SUNS

<b>1970-71 (0-4)</b>					<b>1980-81 (3-3)</b>					<b>1990-91 (2-3)</b>					<b>2000-01 (1-3)</b>				
11/11	Phx	100-114	L	0-1	11/16	Phx	107-119	L	20-36	11/27	P	109-123	L	54-60	11/2	P	76-100	L	56-63
12/4	P	121-126	L	0-2	12/14	Phx	116-100	L	21-36	12/2	P	123-116	W	55-60	1/19	Phx	128-132*	L	56-64
12/26	Phx	103-115	L	0-3	12/21	P	100-111	L	21-37	2/22	P	127-106	W	56-60	2/18	P	122-111	W	57-64
1/29	P	122-131	L	0-4	2/6	P	121-117	W	22-38	3/13	Phx	108-116	L	56-61	3/31	Phx	118-135	L	58-61
					2/27	P	120-111	W	22-38	4/21	Phx	118-135	L	56-61					
					3/24	P	120-111	W	23-38										
<b>1971-72 (0-6)</b>					<b>1981-82 (3-3)</b>					<b>1991-92 (2-3)</b>					<b>2001-02 (2-2)</b>				
11/30	P	111-121*	L	0-5	10/30	P	103-95	W	24-38	11/2	P	76-100	L	56-63	11/2	Phx	82-108	L	75-83
12/1	Phx	103-129	L	0-6	12/10	Phx	110-117	L	24-39	1/19	Phx	128-132*	L	56-64	1/19	Phx	106-90	L	75-84
2/1	P	117-129	L	0-7	12/30	P	112-113	L	24-40	2/18	P	122-111	W	57-64	2/18	P	106-92	L	76-84
2/5	P	117-118*	L	0-8	12/30	Phx	112-113	L	24-40	3/1	Phx	107-97	L	58-64	3/14	P	79-94	L	76-85
3/5	P	94-107	L	0-8	3/2	P	119-108*	L	25-40	2/18	Phx	129-116	L	58-64					
3/21	Phx	128-160	L	0-10	4/6	Phx	106-104	L	26-41	3/31	Phx	111-128	L	58-65					
					4/16	P	99-113	L	26-41										
<b>1972-73 (2-5)</b>					<b>1982-83 (1-5)</b>					<b>1992-93 (2-3)</b>					<b>2002-03 (1-3)</b>				
10/14	P	120-124	L	0-11	11/12	P	87-92	L	26-42	11/11	P	100-89	W	59-65	11/8	P	75-86	L	78-88
12/9	Phx	97-116	L	0-12	12/12	P	94-102	L	26-43	11/25	Phx	117-121	L	59-66	1/2	P	81-88	L	78-90
12/29	Phx	99-106	L	0-13	1/12	P	94-102	L	26-43	3/7	P	102-97	W	60-66	3/15	P	82-88	L	79-89
12/30	P	104-107	L	0-14	1/14	P	99-94	L	27-43	4/17	P	111-99	L	60-67	4/17	P	82-88	L	79-90
1/26	P	104-107	L	0-15	12/20	Phx	94-116	L	27-44	4/22	P	114-115	L	60-68					
1/27	Phx	117-109	W	1-15	2/6	P	106-104	L	27-44										
2/18	Phx	119-118	W	2-15	2/27	P	98-99	L	27-46										
					3/21	P	98-99	L	27-46										
<b>1973-74 (3-3)</b>					<b>1983-84 (4-2)</b>					<b>1993-94 (2-3)</b>					<b>2003-04 (0-3)</b>				
11/30	P	99-107	L	2-16	11/11	P	112-96	W	28-46	11/19	Phx	109-118	L	60-69	11/19	Phx	101-94	W	80-90
12/13	Phx	119-108	W	3-16	12/21	P	112-96	W	28-46	12/2	P	117-118	L	60-70	12/2	P	96-105	W	80-91
12/18	P	113-104	W	4-16	12/21	Phx	116-112	L	29-47	2/6	P	126-105	W	61-70	1/18	Phx	92-96	L	80-91
1/10	P	113-104	W	4-17	2/5	P	106-109	L	29-47	2/16	Phx	100-126	L	61-71	1/18	Phx	92-96	L	80-91
1/31	Phx	100-112	L	5-17	2/5	P	97-92	L	30-47	4/5	P	135-113	W	62-71	2/4	P	96-105	W	81-92
2/12	P	113-104	W	5-17	2/26	P	124-98	L	31-47						2/4	Phx	101-97	W	81-92
2/17	Phx	100-112	L	5-18	4/10	Phx	88-100	L	31-48										
<b>1974-75 (6-1)</b>					<b>1984-85 (3-3)</b>					<b>1994-95 (0-5)</b>					<b>2004-05 (0-3)</b>				
11/28	Phx	88-85	W	8-18	11/16	P	130-139***	L	31-49	11/15	P	93-96	L	62-72	12/5	P	98-121	L	81-93
12/1	Phx	100-104	W	9-18	12/4	P	112-104	L	32-49	1/24	Phx	111-129	L	62-73	1/2	Phx	99-117	L	81-94
1/10	P	113-104	W	10-18	12/22	Phx	108-110	L	33-50	2/15	Phx	115-122	L	62-74	3/5	Phx	116-129	L	81-95
1/28	P	115-107	W	11-18	1/19	Phx	104-114	L	33-51	2/19	Phx	113-120*	L	62-75					
3/7	P	120-98	W	12-18	4/9	P	116-100	L	34-51	4/9	Phx	94-104	L	62-76					
3/21	Phx	112-108	W	13-18															
3/22	P	94-92	W	14-18															
<b>1975-76 (2-5)</b>					<b>1985-86 (4-2)</b>					<b>1995-96 (2-2)</b>					<b>2005-06 (1-3)</b>				
10/25	Phx	88-89	L	11-20	10/25	Phx	128-123*	W	35-51	11/18	Phx	102-107	L	62-77	12/16	P	105-102	W	85-100
11/23	Phx	101-110	L	12-20	11/27	P	133-104	W	36-51	1/19	P	101-84	L	63-77	12/17	Phx	108-101	L	86-100
12/14	P	96-105	L	11-22	12/4	P	112-97	L	37-51	2/11	Phx	115-108	W	65-78	3/21	Phx	87-93	L	86-100
3/6	P	118-99	W	12-22	1/18	Phx	112-97	L	38-51	2/15	Phx	97-96	L	64-78					
3/7	Phx	84-106	L	13-22	2/26	Phx	130-136	L	38-52	4/5	Phx	121-99	W	67-78					
4/2	P	103-106	L	14-22	2/26	Phx	112-113	L	38-53	4/9	Phx	98-91	W	64-78					
4/3	P	112-97	W	15-24															
<b>1976-77 (3-1)</b>					<b>1986-87 (4-2)</b>					<b>1996-97 (3-1)</b>					<b>2006-07 (0-4)</b>				
12/3	P	113-99	W	14-24	11/4	Phx	120-126	W	38-54	11/14	P	129-140****	L	67-80	11/26	P	101-119	L	82-99
1/30	P	97-91	W	15-24	12/17	P	120-105	L	40-54	2/12	Phx	115-100	W	68-80	12/26	Phx	87-114	L	82-100
3/20	Phx	106-126	L	15-25	1/17	P	117-103	L	40-54	3/1	Phx	86-90	L	69-81	1/19	Phx	101-119	L	82-100
4/8	P	122-111	W	16-25	2/19	Phx	124-108	L	41-54	4/5	Phx	83-83	L	69-81	2/6	P	102-109*	L	82-100
					3/20	Phx	124-108	L	42-54										
					4/9	Phx	122-126	L	42-55										
<b>1977-78 (3-1)</b>					<b>1987-88 (6-0)</b>					<b>1997-98 (2-2)</b>					<b>2007-08 (0-3)</b>				
11/29	P	108-96	W	17-25	11/6	P	118-104	W	43-55	11/14	P	129-140****	L	67-80	10/26	P	106-92	W	87-100
12/3	Phx	106-103	W	18-25	12/5	P	118-104	W	44-55	2/12	Phx	115-100	W	68-80	12/7	Phx	106-99	W	88-100
2/3	P	113-100	L	19-25	12/17	P	120-105	L	44-55	3/1	Phx	86-90	L	69-81	12/10	P	106-99	W	88-100
3/29	Phx	94-127	L	19-26	1/5	Phx	133-115	W	45-55	2/11	Phx	115-108	W	66-78	1/14	Phx	111-95	L	89-100
					12/18	Phx	129-114	W	46-55	3/5	Phx	121-99	W	67-78					
					1/29	P	128-119	L	47-55	4/5	Phx	90-99	L	67-79					
					2/6	P	135-112	W	48-55										
<b>1978-79 (1-3)</b>					<b>1988-89 (3-2)</b>					<b>1998-99 (3-1)</b>					<b>2008-09 (1-3)</b>				
10/22	P	116-124	L	18-27	11/4	P	120-105	W	49-55	11/2	Phx	82-108	L	75-83	10/26	P	106-92	W	87-100
12/28	P	127-129*	L	19-28	12/16	Phx	125-132	L	49-56	12/2	Phx	79-84	L	75-84	12/7	Phx	108-87	L	92-111
2/6	P	100-93	W	20-28	2/28	P	139-137	L	50-56	1/17	P	106-90	L	76-85	2/27	P	108-87	L	92-111
4/4	Phx	95-106	L	20-29	3/17	Phx	124-129	L	51-57	3/14	P	79-94	L	76-85	3/30	P	109-86	W	95-111
<b>1979-80 (0-6)</b>					<b>1989-90 (3-2)</b>					<b>1999-2000 (3-1)</b>					<b>2009-10 (2-1)</b>				
10/28	P	88-89	L	20-30	11/15	Phx	101-109	L	51-58	11/18	Phx	102-110	L	73-82	12/17	P	105-102	W	85-100
11/16	Phx	87-89	L	20-31	12/12	P	110-99	L	52-58	12/17	P	96-91	L	74-82	3/21	Phx	108-101	L	86-100
11/23	P	86-87	L	20-32	12/26	Phx	105-121	L	53-59	2/19	Phx	101-84	L	74-82					
12/26	Phx	99-119	L	20-33	2/4	P	123-121	L	54-59	3/5	P	105-97	W	75-82					
3/25	P	100-111	L	20-34	4/18	Phx	128-120*	W	54-59										
3/28	Phx	100-114	L	20-35															
<b>1980-81 (3-3)</b>					<b>1990-91 (2-3)</b>					<b>2000-01 (1-3)</b>					<b>2010-11 (3-1)</b>				
11/16	Phx	107-119	L	20-36	11/27	P	109-123	L	54-60	11/14	P	129-140****	L	67-80	10/26	P	106-92	W	87-100
12/4	P	121-126	L	0-2	12/2	P	123-116	W	55-60	2/12	Phx	115-100	W	68-80	12/7	Phx	106-99	W	88-100
12/26	Phx	103-115	L	0-3	2/22	P	127-106	W	56-60	3/1	Phx	86-90	L	69-81	12/10	P	106-99	W	88-100
1/29	P	122-131	L	0-4	3/13	Phx	108-116	L	56-61	2/11	Phx	115-108	W	66-78	1/14	Phx	111-95	L	89-100
					4/21	Phx	118-135	L	56-61	3/5	Phx	121-99	W	67-79					
<b>1981-82 (3-3)</b>					<b>1991-92 (2-3)</b>					<b>2001-02 (2-2)</b>					<b>2011-12 (1-2</b>				

# SACRAMENTO KINGS

500 David J. Stern Walk  
Sacramento, CA 95814  
(888) 915-4647  
Golden 1 Center (17,500)



**David Joerger**

Head Coach

2nd year

All-time vs. Portland: 9-5 (.643)



**Director, Media Relations** ..... Chris Clark    **Assistant Coaches**.....Elston Turner, Bryan Gates,  
**Radio** .....Gary Gerould    Bob Thornton, Jason March, Duane Ticknor, Nancy Lieberman  
**T.V.**.....Grant Napear, Jerry Reynolds, Kayte Christensen    **Head Athletic Trainer** ..... Manny Romero

## 2016-17 Results

### Portland won, 2-1

11/11 at POR - Portland 122, Sacramento 120 (OT)  
12/20 at SAC - Sacramento 126, Portland 121  
12/28 at POR - Portland 102, Sacramento 89

## 2017-18 Matchups

Friday, Nov. 17 - at Sacramento (7:00 p.m.)  
**Saturday, Nov. 18 - at Portland (7:00 p.m.)**  
Friday, Feb. 9 - at Sacramento (7:30 p.m.)  
**Tuesday, Feb. 27 - at Portland (7:00 p.m.)**

\*All Times Pacific

## 2016-17 TRAIL BLAZERS vs. KINGS

Player	G	S	Min.	FG	FGA	Pct.	3FG	3At	Pct.	FT	FTA	Pct.	Off	Def	RB	Ast.	PF	St	TO	Bl	Pts.	Avg.
Lillard	2	2	81	18	39	.462	6	20	.300	18	21	.857	0	5	5	23	2	0	5	0	60	30.0
McCollum	3	3	113	32	64	.500	6	21	.286	17	21	.810	1	4	5	16	8	5	5	1	87	29.0
Plumlee	3	3	94	17	24	.708	0	1	.000	13	21	.619	8	26	34	14	13	3	5	4	47	15.7
Crabbe	3	1	106	14	25	.560	5	10	.500	5	7	.714	1	8	9	7	5	3	3	1	38	12.7
Harkless	3	3	93	13	25	.520	4	8	.500	1	3	.333	8	14	22	2	11	2	2	2	31	10.3
Leonard	3	2	72	9	25	.360	4	13	.308	5	5	1.000	1	10	11	4	11	1	0	1	27	9.0
Aminu	1	1	31	3	6	.500	0	1	.000	2	2	1.000	1	6	7	2	1	0	2	0	8	8.0
Davis	2	0	30	5	7	.714	0	0	---	4	6	.667	3	4	7	0	6	1	1	0	14	7.0
Turner	2	0	53	6	12	.500	0	1	.000	1	1	1.000	0	10	10	6	6	1	6	2	13	6.5
Napier	2	0	30	4	13	.308	3	9	.333	0	0	---	0	3	3	2	5	1	2	0	11	5.5
Layman	1	0	14	2	3	.667	1	2	.500	0	0	---	0	2	2	2	1	0	1	0	5	5.0
Vonleh	2	0	27	1	3	.333	0	0	---	2	2	1.000	4	3	7	0	2	2	2	1	4	2.0
<b>Portland</b>	<b>3</b>	<b>-</b>	<b>745</b>	<b>124</b>	<b>246</b>	<b>.504</b>	<b>29</b>	<b>86</b>	<b>.337</b>	<b>68</b>	<b>89</b>	<b>.764</b>	<b>27</b>	<b>95</b>	<b>122</b>	<b>78</b>	<b>71</b>	<b>19</b>	<b>38</b>	<b>12</b>	<b>345</b>	<b>115.0</b>

## 2016-17 KINGS vs. TRAIL BLAZERS

Player	G	S	Min.	FG	FGA	Pct.	3FG	3At	Pct.	FT	FTA	Pct.	Off	Def	RB	Ast.	PF	St	TO	Bl	Pts.	Avg.
Cousins	3	3	114	37	69	.536	11	21	.524	31	36	.861	4	27	31	10	15	4	10	6	116	38.7
Gay	1	1	43	9	18	.500	2	4	.500	9	10	.900	4	10	14	3	2	2	6	1	29	29.0
Afflalo	2	1	62	9	16	.563	1	4	.250	7	9	.778	1	2	3	1	4	0	2	0	26	13.0
Collison	3	2	79	14	31	.452	0	4	.000	8	9	.889	1	7	8	12	7	0	4	0	36	12.0
Lawson	3	1	74	8	20	.400	1	6	.167	7	8	.875	1	3	4	13	2	4	1	0	24	8.0
Tolliver	2	0	63	4	11	.364	4	8	.500	2	2	1.000	1	7	8	3	4	0	1	0	14	7.0
Barnes	3	2	66	6	19	.316	2	10	.200	6	8	.750	3	10	13	7	9	1	6	1	20	6.7
Temple	3	0	74	7	16	.438	2	7	.286	3	5	.600	0	11	11	6	9	4	1	1	19	6.3
Koufos	3	3	56	8	12	.667	0	0	---	2	4	.500	6	10	16	0	6	0	3	1	18	6.0
McLemore	3	2	58	4	15	.267	1	6	.167	6	6	1.000	0	0	0	0	5	2	1	0	15	5.0
Casspi	2	0	31	3	7	.429	1	2	.500	1	2	.500	0	6	6	3	2	1	1	0	8	4.0
Cauley-Stein	3	0	25	5	5	1.000	0	0	---	0	2	.000	2	2	4	0	4	0	0	0	10	3.3
<b>Sacramento</b>	<b>3</b>	<b>-</b>	<b>745</b>	<b>114</b>	<b>239</b>	<b>.477</b>	<b>25</b>	<b>72</b>	<b>.347</b>	<b>82</b>	<b>101</b>	<b>.812</b>	<b>23</b>	<b>95</b>	<b>118</b>	<b>58</b>	<b>69</b>	<b>18</b>	<b>36</b>	<b>10</b>	<b>335</b>	<b>111.7</b>

## TRAIL BLAZERS CONNECTIONS

- Sacramento forward Zach Randolph played six seasons with the Trail Blazers after being drafted by Portland with the No. 19 pick of the 2001 NBA Draft, averaging 16.0 points and 7.7 rebounds.
- **Zach Collins** was selected by the Kings with the 10th pick of the 2017 NBA draft and then traded to the Trail Blazers in exchange for Sacramento forwards Justin Jackson and Harry Giles.

# ALL-TIME TRAIL BLAZERS VS. KINGS

<b>1970-71 (0-4)</b>					<b>1981-82 (5-0)</b>					<b>1992-93 (5-0)</b>					<b>2004-05 (1-3)</b>				
11/10	P	121-138	L	0-1	12/2	P	127-107	W	29-24	11/29	P	104-99	W	67-41	1/18	P	107-113*	L	99-60
1/6	C	128-133*	L	0-2	1/3	P	127-116*	W	30-24	11/29	P	107-99	W	68-41	2/5	P	114-108	L	W 100-60
2/16	P	102-109	L	0-3	2/2	P	102-97	W	31-24	1/22	P	135-127*	W	69-41	3/22	P	93-112	L	W 100-61
3/5	C	111-117	L	0-4	2/24	KC	123-111	W	32-24	3/25	S	113-111*	W	70-41	4/8	P	115-119	L	W 100-62
					3/30	P	109-99	W	33-24	4/23	S	112-108	W	71-41					
<b>1971-72 (2-2)</b>					<b>1982-83 (3-2)</b>					<b>1993-94 (4-1)</b>					<b>2005-06 (1-2)</b>				
10/23	P	104-100	W	1-4	10/29	KC	111-113	L	33-25	11/28	P	120-109	W	72-41	12/26	S	105-92	L	W 101-63
11/24	C	112-114	L	1-5	12/30	KC	113-107	L	34-25	12/28	P	102-109	W	73-42	2/27	P	91-115	L	W 101-62
2/8	C	104-100	W	2-6	1/3	P	121-110	W	35-25	2/1	P	97-102	L	73-42	3/22	P	90-106	L	W 101-64
2/23	C	106-110	L	2-6	3/15	P	115-98	W	36-25	3/22	P	96-94	W	74-42					
					3/27	KC	95-110	L	36-26	3/25	P	100-91	W	75-42	11/25	S	85-105	L	W 101-65
<b>1972-73 (2-4)</b>					<b>1983-84 (3-2)</b>					<b>1994-95 (3-2)</b>					<b>2006-07 (2-2)</b>				
11/12	P	102-100	W	3-6	11/28	KC	104-113	L	36-27	11/10	P	104-84	W	76-42	11/25	S	85-105	L	W 101-65
11/29	KC	102-110	L	3-7	1/3	P	123-104	W	37-27	12/10	P	93-88	W	77-42	1/6	P	110-105	L	W 102-65
12/18	KC	95-113	L	3-8	1/21	P	114-94	W	38-27	12/27	P	101-102	L	77-43	1/12	P	95-87	L	W 103-66
1/2	P	104-87	W	4-8	3/6	KC	110-128	L	38-28	1/17	P	88-95	L	77-44					
2/3	P	97-105	L	4-9	3/29	P	120-113	W	39-28	1/22	P	103-87	W	78-44	11/23	P	87-84	W	W 104-66
3/19	O	105-106	L	4-10											3/13	S	84-105	L	W 104-67
<b>1973-74 (2-4)</b>					<b>1984-85 (2-3)</b>					<b>1995-96 (1-3)</b>					<b>2007-08 (1-3)</b>				
10/19	P	111-99	W	5-10	10/27	KC	140-119	W	40-28	11/16	P	102-105	L	78-45	3/13	S	85-96	L	W 104-68
1/8	P	129-110	W	6-10	12/20	P	113-118	L	40-29	1/18	P	100-105	L	78-46	4/11	S	86-103	L	W 104-69
1/13	O	99-103	L	6-11	1/1	P	126-96	W	41-29	3/28	P	117-105	W	79-46					
1/22	P	105-104	W	6-12	2/19	KC	96-116	L	41-30	3/22	S	78-80	L	79-47					
2/6	P	99-104	L	6-13	3/12	P	114-120	L	41-31										
3/18	KC	105-114	L	6-14															
<b>1974-75 (1-3)</b>					<b>1985-86 (3-2)</b>					<b>1996-97 (2-2)</b>					<b>2008-09 (3-0)</b>				
12/29	P	98-103	L	6-15	11/12	P	126-115	W	42-31	11/19	P	92-90*	W	80-48	12/15	P	95-88	W	W 105-69
1/2	KC	106-109	L	6-16	1/25	P	129-125	W	43-31	12/21	P	99-101*	L	80-49	11/24	P	91-90	W	W 106-69
2/5	KC	82-90	L	6-17	1/26	P	116-121	W	43-32	3/18	P	92-87	W	81-49	12/16	P	109-77	W	W 107-69
4/4	P	116-110	W	7-17	3/25	S	112-102	L	44-32										
					3/25	S	99-116	L	44-33										
<b>1975-76 (5-0)</b>					<b>1986-87 (3-2)</b>					<b>1997-98 (3-1)</b>					<b>2009-10 (4-0)</b>				
11/7	P	92-88	W	8-17	10/27	KC	106-102	W	45-33	12/16	S	87-94	L	81-50	12/25	P	94-90*	W	W 108-69
11/17	KC	102-94	W	9-17	1/4	P	128-111	W	46-33	12/23	P	93-87	W	82-50	1/19	S	94-90*	L	W 112-70
2/21	KC	118-97	W	10-17	1/15	P	118-120	L	46-34	3/27	P	90-73	W	83-50	1/24	P	81-86	L	W 112-70
2/28	P	119-105	W	11-17	1/15	P	118-120	L	46-34	4/14	P	92-66	W	84-50	3/2	S	107-102	W	W 113-70
3/30	P	114-113	W	12-17	1/23	P	109-89	W	47-34										
					3/24	S	116-128	L	47-35										
<b>1976-77 (2-2)</b>					<b>1987-88 (4-1)</b>					<b>1998-99 (4-0)</b>					<b>2010-11 (2-1)</b>				
11/9	P	119-102	W	13-17	11/24	P	98-94	W	48-35	3/3	S	97-93*	W	85-50	12/27	P	101-79	W	W 114-70
12/21	P	99-94	W	14-18	1/8	P	98-91	W	49-35	3/3	S	103-98	W	86-50	1/23	P	101-89	W	W 115-70
2/2	KC	107-119	L	14-18	2/11	L	113-123	L	49-36	3/18	S	88-78	W	87-50	1/24	P	91-90	L	W 115-70
3/11	KC	112-114	L	14-19	4/17	L	112-102	W	50-36	3/31	P	100-86	W	88-50	3/2	S	105-104	L	W 115-72
					4/23	S	124-110	W	51-36										
<b>1977-78 (4-0)</b>					<b>1988-89 (3-3)</b>					<b>1999-2000 (4-0)</b>					<b>2011-12 (2-2)</b>				
11/8	P	130-104	W	15-19	11/5	P	121-103	W	52-36	12/11	P	103-103*	W	89-50	12/27	P	101-79	W	W 116-70
1/1	P	107-102	W	16-19	12/27	P	147-142**	W	53-37	2/20	P	108-103*	W	90-50	1/28	P	103-96	W	W 116-72
1/24	KC	120-97	W	17-18	1/6	P	105-106	L	53-38	3/14	P	96-91	W	91-50	12/23	S	96-108	L	W 116-74
2/24	KC	107-96	W	18-19	4/18	L	118-120	L	53-39	4/16	P	102-95	W	92-50	12/26	P	109-91	W	W 117-74
					4/23	P	126-120*	W	54-39										
<b>1978-79 (3-1)</b>					<b>1989-90 (4-0)</b>					<b>2000-01 (1-3)</b>					<b>2012-13 (2-2)</b>				
10/17	P	115-112	W	19-19	11/3	P	114-96	W	55-39	11/6	P	75-79	L	92-51	11/8	P	104-91	W	W 118-74
11/22	KC	96-115	W	19-20	1/6	P	124-121	W	56-39	1/20	P	101-111	L	92-52	1/9	P	96-85	W	W 119-74
1/24	P	115-100	W	20-20	2/1	S	108-96	W	57-39	2/15	P	105-101	W	93-52	1/7	P	119-123	L	W 119-75
3/24	P	100-98	W	21-20	4/21	S	118-100	W	58-39	4/8	S	89-98	L	93-53	4/9	P	100-99	W	W 120-75
<b>1979-80 (5-1)</b>					<b>1990-91 (3-2)</b>					<b>2001-02 (2-2)</b>					<b>2013-14 (3-1)</b>				
10/23	P	92-88	W	22-20	11/3	P	114-96	W	55-39	11/21	P	73-85	L	93-54	10/31	S	94-103	L	W 120-76
11/11	KC	112-109	W	23-20	1/6	P	124-121	W	56-39	12/26	P	84-99	L	93-55	1/19	P	98-94	W	W 121-76
12/12	KC	85-124	L	23-21	4/21	S	118-100	W	58-39	1/22	P	116-110*	W	94-55	3/1	P	110-99	W	W 122-76
1/31	P	94-93	W	24-21															
2/5	KC	105-99	W	25-21															
3/25	P	106-102	W	26-21															
<b>1980-81 (2-3)</b>					<b>1991-92 (5-0)</b>					<b>2002-03 (1-3)</b>					<b>2014-15 (2-1)</b>				
10/29	KC	98-115	L	26-22	3/3	S	95-93	W	59-39	11/23	P	74-100	L	95-56	12/27	P	98-94	W	W 123-76
11/11	P	101-102	L	26-23	12/3	P	121-93	W	60-40	12/28	P	94-95	L	95-57	1/26	P	112-97	W	W 124-76
1/14	KC	110-91	W	27-23	1/26	S	121-96	L	60-40	3/22	P	119-113*	W	96-57	4/6	P	103-93	L	W 125-76
2/8	P	129-123*	W	28-23	2/6	S	93-97	L	60-41	12/28	P	104-113	L	96-58	4/6	P	115-107	L	W 126-76
3/5	KC	100-106	L	28-24	4/19	P	127-105	W	61-41										
<b>1981-82 (5-0)</b>					<b>1992-93 (5-0)</b>					<b>2003-04 (3-1)</b>					<b>2015-16 (4-0)</b>				
12/2	KC	127-107	W	29-24	11/3	P	112-110*	W	97-58	11/13	P	112-110*	W	97-58	12/27	P	98-94	W	W 123-76
1/3	P	127-116*	W	30-24	1/21	P	98-111	L	97-59	12/21	P	98-111	L	97-59	1/31	P	121-126	L	W 127-76
2/2	P	102-97	W	31-24	12/21	P	109-104*	W	98-59	3/12	P	83-81	W	99-59	12/28	P	102-89	W	W 128-77
2/24	KC	123-111	W	32-24															
3/30	P	109-99	W	33-24															
<b>1982-83 (3-2)</b>					<b>1993-94 (4-1)</b>					<b>2004-05 (1-3)</b>					<b>2016-17 (2-1)</b>				
10/29	KC	111-113	L	33-25	11/28	P	120-109	W	72-41	11/28	P	120-109	W	72-41	12/26	S	105-92	L	W 101-63
12/30	KC	113-107	L	34-25	12/28	P	102-109	W	73-42	2/1	P	97-102	L	73-42	2/27	P	91-115	L	W 101-62
1/3	P	121-110	W	35-25	2/1	P	97-102	L	73-42	3/22	P	96-94	W	74-42	3/22	P	90-106	L	W 101-64
3/15	P	115-98	W	36-25	3/22	P	96-94	W	74-42										
3/27	KC	95-110	L	36-26	3/25	P	100-91	W	75-42										
<b>1983-84 (3-2)</b>					<b>1994-95 (3-2)</b>					<b>2005-06 (1-2)</b>					<b>2017-18 (2-1)</b>				
11/28	KC	104-113	L	36-27	11/10	P	104-84	W	76-42	11/10	P	104-84	W	76-42	11/25	S	85-105	L	W 101-65
1/3	P	123-104	W	37-27	12/10	P	93-88	W	77-42	1/6	P	110-105	L	78-45	1/6	P	110-105	L	W 102-65
1/21	P	114-94	W	38-27	12/27	P	101-102	L	77-43	1/12	P	95-87	L	78-46	1/12				

# SAN ANTONIO SPURS

One AT&T Center  
San Antonio, TX 78219  
(210) 444-5000  
AT&T Center (18,418)



**Gregg Popovich**  
Head Coach  
22nd year  
All-time vs. Portland: 44-32 (.579)



**Director, Basketball Communications**.....Tom James **Assistant Coaches**.....Ettore Messina, Ime Udoka, James  
**Radio/Spanish** .....Bill Schoening/Paul Castro **Borrego, Chip Engelland, Becky Hammon, Will Hardy**  
**T.V.** ..... Bill Land, Sean Elliott, Andrew Monaco **Head Athletic Trainer** ..... Will Sevensen

## 2016-17 Results

### Series tied, 2-2

12/23 at POR - San Antonio 110, Portland 90  
12/30 at SA - San Antonio 110, Portland 94  
3/15 at SA - Portland 110, San Antonio 160  
4/10 at POR - Portland 99, San Antonio 98

## 2017-18 Matchups

**Wednesday, Dec. 20 - at Portland (7:00 p.m.)**

**Sunday, Jan. 7 - at Portland (6:00 p.m.)**

**Saturday, April 7 - at San Antonio (6:00 p.m.)**

\*All Times Pacific

## 2016-17 TRAIL BLAZERS vs. SPURS

Player	G	S	Min.	FG	FGA	Pct.	3FG	3At	Pct.	FT	FTA	Pct.	Off	Def	RB	Ast.	PF	St	TO	Bl	Pts.	Avg.
Lillard	2	2	72	19	41	.463	4	13	.308	10	11	.909	1	7	8	14	3	0	4	0	52	26.0
McCollum	3	3	103	23	51	.451	6	14	.429	19	20	.950	4	8	12	8	5	4	7	0	71	23.7
Napier	3	1	68	15	35	.429	5	15	.333	10	11	.909	2	9	11	9	4	1	6	1	45	15.0
Turner	2	1	57	10	28	.357	1	4	.250	3	3	1.000	1	6	7	10	4	2	3	0	24	12.0
Crabbe	3	1	98	13	23	.565	5	9	.556	0	0	---	0	4	4	4	6	5	4	0	31	10.3
Nurkic	1	1	35	7	18	.389	0	0	---	2	5	.400	3	6	9	3	3	4	5	1	16	16.0
Plumlee	2	2	42	5	10	.500	0	0	---	7	10	.700	1	9	10	7	3	1	1	1	17	8.5
Leonard	4	1	81	12	21	.571	8	12	.667	0	0	---	1	12	13	0	9	1	1	1	32	8.0
Vonleh	4	2	90	12	17	.706	0	0	---	7	8	.875	9	14	23	4	8	1	1	0	31	7.8
Harkless	3	3	81	10	19	.526	3	6	.500	0	4	.000	3	1	4	4	13	5	4	2	23	7.7
Connaughton	3	1	49	7	12	.583	4	5	.800	0	0	---	0	6	6	4	3	1	2	0	18	6.0
Aminu	4	2	113	5	25	.200	3	15	.200	6	7	.857	4	16	20	7	6	3	4	2	19	4.8
Davis	2	0	19	4	4	1.000	0	0	---	0	0	---	1	2	3	1	6	0	1	0	8	4.0
Layman	3	0	34	2	16	.125	0	4	.000	0	0	---	2	2	4	1	1	2	1	1	4	1.3
Quarterman	3	0	19	1	5	.200	0	2	.000	0	1	.000	0	5	5	3	1	1	2	0	2	0.7
<b>Portland</b>	<b>4</b>	<b>-</b>	<b>960</b>	<b>145</b>	<b>325</b>	<b>.446</b>	<b>39</b>	<b>99</b>	<b>.394</b>	<b>64</b>	<b>80</b>	<b>.800</b>	<b>32</b>	<b>107</b>	<b>139</b>	<b>79</b>	<b>75</b>	<b>34</b>	<b>48</b>	<b>9</b>	<b>393</b>	<b>98.3</b>

## 2016-17 SPURS vs. TRAIL BLAZERS

Player	G	S	Min.	FG	FGA	Pct.	3FG	3At	Pct.	FT	FTA	Pct.	Off	Def	RB	Ast.	PF	St	TO	Bl	Pts.	Avg.
Leonard	3	3	88	29	47	.617	10	16	.625	17	18	.944	0	12	12	8	6	5	6	3	85	28.3
Parker	2	2	42	12	22	.545	1	1	1.000	5	7	.714	0	4	4	9	2	0	0	0	30	15.0
Aldridge	4	4	116	23	53	.434	0	2	.000	11	11	1.000	11	20	31	11	5	3	3	2	57	14.3
Mills	4	1	103	17	28	.607	9	17	.529	4	5	.800	1	7	8	17	8	4	9	0	47	11.8
Ginobili	3	0	53	10	20	.500	6	11	.545	6	8	.750	1	7	8	9	5	2	8	0	32	10.7
Gasol	3	1	59	11	31	.355	3	3	1.000	4	4	1.000	5	20	25	5	6	2	3	2	29	9.7
Simmons	4	0	65	13	26	.500	2	5	.400	8	11	.727	2	5	7	8	6	0	1	2	36	9.0
Green	4	4	113	11	28	.393	9	21	.429	0	0	---	0	9	9	3	8	2	8	4	31	7.8
Lee	4	0	84	13	22	.591	0	0	---	5	9	.556	12	14	26	6	4	1	5	2	16	4.0
Murray	2	1	26	5	12	.417	1	2	.500	0	0	---	1	2	3	2	1	2	3	0	11	5.5
Dedmon	4	3	82	6	11	.545	0	0	---	4	6	.667	10	18	28	3	11	0	2	4	16	4.0
Anderson	4	1	80	5	15	.333	0	3	.000	2	2	1.000	3	14	17	3	3	4	5	1	12	3.0
Forbes	3	0	23	2	6	.333	1	3	.333	0	0	---	0	1	1	1	2	0	3	0	5	1.7
Bertans	3	0	23	1	5	.200	0	4	.000	0	0	---	1	1	2	1	3	1	0	2	2	0.7
Laprovittola	1	0	2	0	1	.000	0	1	.000	0	0	---	0	0	0	0	0	1	1	0	0	0.0
<b>San Antonio</b>	<b>4</b>	<b>-</b>	<b>960</b>	<b>158</b>	<b>327</b>	<b>.483</b>	<b>42</b>	<b>89</b>	<b>.472</b>	<b>66</b>	<b>81</b>	<b>.815</b>	<b>47</b>	<b>134</b>	<b>181</b>	<b>86</b>	<b>70</b>	<b>27</b>	<b>58</b>	<b>22</b>	<b>424</b>	<b>106.0</b>

## TRAIL BLAZERS CONNECTIONS

- Spurs forward LaMarcus Aldridge played his first nine NBA seasons with Portland (2006-2015), averaging 19.4 points and 8.4 rebounds in 648 games (607 starts).
- San Antonio guard Patty Mills averaged 5.1 points in two seasons with Portland (2009-11) after being taken 55th overall by the Trail Blazers in the 2009 NBA Draft.

# ALL-TIME TRAIL BLAZERS VS. SPURS

<b>1976-77 (2-2)</b>				
11/13	SA	101-113	L	0-1
1/9	P	150-113	W	1-1
1/23	SA	118-123	L	1-2
3/17	P	112-105	W	2-2

<b>1977-78 (2-2)</b>				
10/22	P	130-115	W	3-2
1/22	SA	95-106	L	3-3
2/21	SA	118-114*	W	4-3
3/17	P	99-118	L	4-4

<b>1978-79 (2-1)</b>				
1/20	SA	118-113	W	5-4
2/9	P	125-106	W	6-4
2/16	SA	120-121*	L	6-5

<b>1979-80 (1-1)</b>				
11/13	P	127-124*	W	7-5
11/30	SA	100-107	L	7-6

<b>1980-81 (2-3)</b>				
10/28	SA	112-120	L	7-7
12/7	P	116-115	W	8-7
1/9	P	86-102	L	8-8
1/25	SA	118-100	W	8-9
2/6	SA	96-122	L	9-9

<b>1981-82 (3-2)</b>				
11/15	P	105-110	L	9-10
12/4	SA	111-127	L	10-11
1/5	P	115-110	W	10-11
3/12	SA	112-108	W	11-11
4/1	P	109-105	W	12-11

<b>1982-83 (2-3)</b>				
10/30	SA	107-112	L	12-12
1/14	P	107-108*	L	12-13
1/23	SA	108-107	W	13-13
2/23	SA	114-124	L	13-14
3/22	P	119-102	W	14-14

<b>1983-84 (4-1)</b>				
11/1	SA	126-124	W	15-14
12/6	P	130-118	W	16-14
1/10	P	133-120	W	17-14
1/15	SA	111-126	L	17-15
3/1	P	121-98	W	18-15

<b>1984-85 (3-2)</b>				
12/6	P	113-96	W	19-15
12/27	SA	120-141	L	19-16
1/11	SA	123-103	W	20-16
2/1	P	93-104	L	20-17
2/24	SA	137-121	W	21-17

<b>1985-86 (1-4)</b>				
12/1	P	106-117	L	21-18
12/17	SA	118-126	L	21-19
12/30	P	125-110	W	22-19
1/19	P	105-116	L	22-20
4/13	SA	118-123	L	22-21

<b>1986-87 (4-1)</b>				
11/21	P	127-114	W	23-21
12/9	SA	120-104	W	24-21
3/29	SA	135-113	W	25-21
4/15	SA	112-123	L	25-22
4/19	P	144-134	W	26-22

<b>1987-88 (5-0)</b>				
12/20	P	148-126	W	27-22
1/16	SA	121-120	W	28-22
2/21	P	117-112	W	29-22
3/29	SA	136-113	W	30-22
4/8	P	110-107	W	31-22

<b>1988-89 (4-0)</b>				
12/11	P	128-123*	W	32-22
1/14	SA	103-99	W	33-22
2/4	P	137-100	W	34-22
3/7	SA	116-103	W	35-22

<b>1989-90 (3-1)</b>				
11/8	SA	108-104	W	36-22
1/26	P	109-103	W	37-22
3/2	SA	106-107	L	37-23
4/8	P	112-105	W	38-23

<b>1990-91 (2-2)</b>				
11/25	P	117-103	W	39-23
2/24	P	88-95	L	39-24
2/26	SA	101-102	L	39-25
4/10	SA	105-100	W	40-25

<b>1991-92 (2-2)</b>				
11/6	SA	93-119	L	40-26
11/24	P	116-111	W	41-26
2/24	SA	88-95	L	41-27
4/12	P	123-97	W	42-27

<b>1992-93 (2-2)</b>				
11/24	P	95-91	W	43-27
1/9	SA	93-109	L	43-28
3/13	SA	99-108	L	43-29
4/18	P	105-101	W	44-29

<b>1993-94 (1-3)</b>				
12/15	SA	91-111	L	44-30
12/26	P	104-96	W	45-30
3/16	SA	102-110	L	45-31
3/27	P	95-107	L	45-32

<b>1994-95 (1-3)</b>				
11/23	SA	105-110	L	45-33
12/2	P	91-95	L	45-34
2/1	SA	107-111	L	45-35
4/11	P	91-71	W	46-35

<b>1995-96 (1-3)</b>				
12/19	SA	103-111	L	46-36
1/26	SA	83-87	L	46-37
2/20	P	105-108	L	46-38
4/15	P	121-97	W	47-38

<b>1996-97 (4-0)</b>				
11/10	P	94-81	W	48-38
11/27	SA	120-109	W	49-38
12/29	P	110-86	W	50-38
4/10	SA	98-81	W	51-38

<b>1997-98 (2-2)</b>				
12/28	P	82-79	W	52-38
1/2	SA	69-85	L	52-39
3/8	P	78-82	L	52-40
4/6	SA	79-75	W	53-40

<b>1998-99 (1-3)</b>				
3/19	P	90-85	W	54-40
4/16	SA	80-81	L	54-41
5/1	SA	90-98*	L	54-42
5/4	P	80-87	L	54-43

<b>1999-2000 (3-1)</b>				
1/19	SA	105-95	W	55-43
1/29	P	81-67	W	56-43
3/28	P	85-89	L	56-44
4/13	SA	93-77	W	57-44

<b>2000-01 (1-3)</b>				
2/27	SA	95-87	W	58-44
3/8	P	79-93	L	58-45
3/19	SA	85-98	L	58-46
4/17	P	93-99	L	58-47

<b>2001-02 (1-3)</b>				
11/3	P	90-106	L	58-48
12/19	SA	79-97	L	58-49
3/27	P	98-93	W	59-49
4/8	SA	87-99	L	59-50

<b>2002-03 (2-2)</b>				
11/9	SA	95-76	W	60-50
1/9	SA	90-87	W	61-50
2/11	P	111-116*	L	61-51
4/9	SA	79-84	L	61-52

<b>2003-04 (0-4)</b>				
12/10	SA	77-102	L	61-53
12/20	P	91-101	L	61-54
4/9	SA	74-84	L	61-55
4/12	P	66-78	L	61-56

<b>2004-05 (1-2)</b>				
12/30	P	80-114	L	61-57
1/24	P	107-99	W	62-57
4/12	SA	89-95	L	62-58

<b>2005-06 (0-4)</b>				
1/4	SA	75-106	L	62-59
2/1	P	82-86	L	62-60
3/4	SA	81-101	L	62-61
3/24	P	79-98	L	62-62

<b>2006-07 (0-4)</b>				
11/20	P	98-107	L	62-63
1/9	SA	84-98	L	62-64
3/6	P	94-99	L	62-65
4/9	SA	96-112	L	62-66

<b>2007-08 (0-3)</b>				
10/30	SA	97-106	L	62-67
12/2	SA	79-100	L	62-68
4/6	P	65-72	L	62-69

<b>2008-09 (3-1)</b>				
10/31	P	100-99	W	63-69
2/25	SA	84-99	L	63-70
3/1	P	102-84	W	64-70
4/8	SA	95-83	W	65-70

<b>2009-10 (3-0)</b>				
11/6	P	96-84	W	66-70
12/23	SA	98-94	W	67-70
2/4	P	96-93	W	68-70

<b>2010-11 (3-1)</b>				
12/12	SA	78-95	L	68-71
2/1	P	99-86	W	69-71
3/25	P	98-96	W	70-71
3/28	SA	100-92	W	71-71

<b>2011-12 (1-2)</b>				
1/13	SA	83-99	L	71-72
2/21	P	137-97	W	72-72
4/23	SA	89-124	L	72-73

<b>2012-13 (2-1)</b>				
11/10	P	109-112	L	72-74
12/13	P	98-90	W	73-74
3/8	SA	136-106	W	74-74

<b>2013-14 (2-2)</b>				
11/2	P	115-105	W	75-74
1/17	SA	109-100	W	76-74
2/19	P	109-111	L	76-75
3/12	SA	90-103	L	76-76

<b>2014-15 (3-1)</b>				
12/15	P	108-95	W	77-76
12/19	SA	129-119	W	78-76
1/16	SA	96-110	L	78-77
2/25	P	111-95	W	79-77

<b>2015-16 (0-3)</b>				
11/11	P	80-93	L	79-78
11/16	SA	80-93	L	79-79
3/17	SA	110-118	L	79-80

<b>2016-17 (2-2)</b>				
12/23	P	90-110	L	79-81
12/30	SA	94-110	L	79-82
3/15	SA	110-106	W	80-82
4/10	P	99-98	W	81-82

\* Overtime periods

## SERIES HISTORY AND HIGHLIGHTS

**All-time series record:** Spurs lead, 82-81

**In Portland:** Trail Blazers lead, 51-30

**In San Antonio:** Spurs lead, 52-30

**Longest Win Streaks:** Trail Blazers (12), Spurs (12)

**Biggest Trail Blazers Win:** 40 points, 137



# TORONTO RAPTORS

50 Bay St., Suite 500  
Toronto, Ontario M5J 2L2  
(416) 815-5600  
Air Canada Centre (19,800)



**Dwane Casey**

Head Coach

7th year

All-time vs. Portland: 8-7 (.533)



**Director, Communications** ..... Jennifer Quinn

**Radio** ..... Paul Jones, Eric Smith, Sherman Hamilton

**Television** ..... Matt Devlin, Leo Rautins, Jack Armstrong

**Assistant Coaches** ..... Rex Kalamian, Nick Nurse, Jama

Mahlalela, Patrick Mutombo, Jim Sann

**Head Athletic Trainer** ..... Scott McCullough

## 2016-17 Results

**Toronto won, 2-0**

12/26 at POR - Toronto 95, Portland 91

2/26 at TOR - Toronto 112, Portland 106

## 2017-18 Matchups

**Monday, Oct. 30 - at Portland (7:00 p.m.)**

Friday, Feb. 2 - at Toronto (4:30 p.m.)

\*All Times Pacific

## 2016-17 TRAIL BLAZERS vs. RAPTORS

Player	G	S	Min.	FG	FGA	Pct.	3FG	3At	Pct.	FT	FTA	Pct.	Off	Def	RB	Ast.	PF	St	TO	Bl	Pts.	Avg.
Lillard	1	1	36	10	20	.500	4	7	.571	4	5	.800	0	6	6	8	2	2	4	0	28	28.0
McCollum	2	2	69	18	42	.429	4	10	.400	6	8	.750	3	3	6	8	8	1	4	0	46	23.0
Harkless	2	2	69	12	18	.667	2	4	.500	2	6	.333	2	8	10	1	8	4	5	3	28	14.0
Plumlee	1	1	30	5	10	.500	0	0	---	3	4	.750	4	11	15	4	4	0	1	0	13	13.0
Nurkic	1	1	21	3	9	.333	0	0	---	2	3	.667	1	3	4	2	4	1	1	0	8	8.0
Aminu	2	1	62	6	13	.462	3	7	.429	6	6	1.000	3	13	16	5	7	0	2	2	21	10.5
Turner	1	0	27	3	9	.333	1	3	.333	2	2	1.000	0	3	3	5	1	2	5	0	9	9.0
Crabbe	2	1	66	5	17	.294	0	4	.000	6	7	.857	1	7	8	1	2	1	0	1	16	8.0
Napier	2	0	24	3	7	.429	3	6	.500	4	4	1.000	0	2	2	0	0	2	4	0	13	6.5
Vonleh	2	1	36	4	8	.500	0	0	---	2	4	.500	4	8	12	2	6	0	1	2	10	5.0
Leonard	2	0	30	1	6	.167	0	3	.000	3	4	.750	0	6	6	2	4	1	0	1	5	2.5
Davis	1	0	10	0	3	.000	0	0	---	0	0	---	1	4	5	0	2	0	0	0	0	0.0
<b>Portland</b>	<b>2</b>	<b>-</b>	<b>480</b>	<b>70</b>	<b>162</b>	<b>.432</b>	<b>17</b>	<b>44</b>	<b>.386</b>	<b>40</b>	<b>53</b>	<b>.755</b>	<b>19</b>	<b>74</b>	<b>93</b>	<b>38</b>	<b>48</b>	<b>14</b>	<b>29</b>	<b>9</b>	<b>197</b>	<b>98.5</b>

## 2016-17 RAPTORS vs. TRAIL BLAZERS

Player	G	S	Min.	FG	FGA	Pct.	3FG	3At	Pct.	FT	FTA	Pct.	Off	Def	RB	Ast.	PF	St	TO	Bl	Pts.	Avg.
Lowry	1	1	40	8	18	.444	5	13	.385	6	7	.857	1	5	6	4	4	2	3	0	27	27.0
DeRozan	2	2	73	17	38	.447	0	3	.000	19	23	.826	5	11	16	9	3	5	7	1	53	26.5
Ibaka	1	1	34	8	15	.533	2	5	.400	0	0	---	2	8	10	2	3	2	1	1	18	18.0
Valanciunas	2	2	49	12	21	.571	0	0	---	3	4	.750	5	15	20	2	4	1	1	1	27	13.5
Wright	1	0	15	5	9	.556	1	3	.333	0	0	---	0	2	2	1	4	0	0	0	11	11.0
Patterson	2	0	50	7	17	.412	7	16	.438	0	0	---	3	6	9	0	2	1	1	1	21	10.5
Joseph	2	1	57	8	23	.348	1	2	.500	3	3	1.000	0	3	3	7	3	2	1	0	20	10.0
Carroll	2	2	60	3	12	.250	3	8	.375	2	4	.500	1	5	6	2	2	0	2	1	11	5.5
Tucker	1	0	21	1	1	1.000	0	0	---	0	0	---	0	1	1	1	3	0	0	0	2	2.0
Powell	2	0	23	3	8	.375	0	2	.000	3	4	.750	0	5	5	2	1	0	2	0	9	4.5
Ross	1	0	15	2	8	.250	0	2	.000	0	0	---	0	2	2	0	1	4	2	1	4	4.0
Nogueira	2	0	31	0	1	.000	0	0	---	4	4	1.000	1	9	10	3	3	1	2	3	4	2.0
Poeltl	1	0	6	0	1	.000	0	0	---	0	2	.000	1	0	1	0	3	0	0	0	0	0.0
Siakam	1	1	6	0	1	.000	0	0	---	0	0	---	0	0	0	0	0	0	0	0	0	0.0
<b>Toronto</b>	<b>2</b>	<b>-</b>	<b>480</b>	<b>74</b>	<b>173</b>	<b>.428</b>	<b>19</b>	<b>54</b>	<b>.352</b>	<b>40</b>	<b>51</b>	<b>.784</b>	<b>19</b>	<b>72</b>	<b>91</b>	<b>33</b>	<b>36</b>	<b>18</b>	<b>22</b>	<b>9</b>	<b>207</b>	<b>103.5</b>

## TRAIL BLAZERS CONNECTIONS

- Toronto head coach Dwane Casey and **Terry Stotts** were both assistant coaches for the 2011 NBA Champion Dallas Mavericks.
- Raptors guard Delon Wright is the younger brother of former Trail Blazer Dorell Wright, who played for the Trail Blazers for two seasons (2013-15).

## ALL-TIME TRAIL BLAZERS VS. RAPTORS

### 1995-96 (2-0)

12/7 P 96-88 W 1-0  
2/5 T 90-87 W 2-0

### 1996-97 (0-2)

1/17 P 92-94 L 2-1  
1/28 T 84-120 L 2-2

### 1997-98 (2-0)

11/24 T 91-90 W 3-2  
2/1 P 97-90 W 4-2

### 1998-99 (0-0)

Did not play each other

### 1999-2000 (1-1)

1/4 T 114-90 W 5-2  
3/6 P 90-109 L 5-3

### 2000-01 (2-0)

11/16 T 86-80 W 6-3  
12/6 P 95-88 W 7-3

### 2001-02 (1-1)

1/2 P 84-95 L 7-4  
3/1 T 91-81 W 8-4

### 2002-03 (2-0)

12/8 T 104-91 W 9-4  
3/12 P 125-103 W 10-4

### 2003-04 (1-1)

11/11 P 82-80 W 11-4  
1/11 T 72-83 L 11-5

### 2004-05 (1-1)

11/7 T 97-101 L 11-6  
11/13 P 105-102 W 12-6

### 2005-06 (1-1)

1/18 P 96-94 W 13-6  
2/12 T 81-114 L 13-7

### 2006-07 (1-1)

12/10 T 93-83 W 14-7  
12/22 P 100-101\* L 14-8

### 2007-08 (1-1)

12-19 P 101-96 W 15-8  
1/13 T 109-116\*\* L 15-9

### 2008-09 (2-0)

12/7 T 98-97 W 16-9  
12/27 P 102-89 W 17-9

### 2009-10 (2-0)

2/24 T 101-87 W 18-9  
3/14 P 109-98 W 19-9

### 2010-11 (2-0)

11/6 P 97-84 W 20-9  
2/11 T 102-96 W 21-9

### 2011-12 (1-0)

1/20 T 94-84 W 22-9

### 2012-13 (1-1)

12/10 P 92-74 W 23-9  
1/2 T 79-102 L 23-10

### 2013-14 (2-0)

11/17 T 118-110\* W 24-10  
2/1 P 106-103 W 25-10

### 2014-15 (2-0)

12/30 P 102-97\* W 26-10  
3/15 T 113-97 W 27-10

### 2015-16 (0-2)

2/4 P 103-110 L 27-11  
3/4 T 115-117 L 27-12

### 2016-17 (0-2)

12/26 P 91-95 L 27-13  
2/26 T 106-112 L 27-14

\* Overtime periods

## SERIES HISTORY AND HIGHLIGHTS

**All-time series record:** Trail Blazers lead, 27-14

**In Portland:** Trail Blazers lead, 14-6

**In Toronto:** Trail Blazers lead, 13-8

**Longest Win Streaks:** Trail Blazers (8), Raptors (4)

**Biggest Trail Blazers Win:** 24 points, 114-90, 1/4/00

**Biggest Raptors Win:** 36 points, 120-84, 1/28/97

**Most Points, Trail Blazers:** 125-103, 3/12/03

**Fewest Points, Trail Blazers:** 72-83, 1/11/04

**Most Points, Raptors:** 120-84, 1/28/97

**Fewest Points, Raptors:** 74-92, 12/10/12

**Overtime Games:** (4) Trail Blazers 2, Raptors 2

**Individual Bests, Trail Blazers:**

**Points:** 50---Damian Lillard, 3/4/16

**Rebounds:** 23---LaMarcus Aldridge, 1/20/12

**Assists:** 13---Andre Miller, 11/6/10

**Individual Bests, Raptors:**

**Points:** 38---Chris Bosh, 1/13/08 (2OT); 38---DeMar DeRozan, 3/4/16

**Rebounds:** 16---Kevin Willis, 12/6/00

**Assists:** 13---Damon Stoudamire, 1/28/97; 13---Jose Calderon (three times), 12/7/08, 1/20/12 and 1/2/13

# UTAH JAZZ

301 W. South Temple  
Salt Lake City, UT 84101  
(801) 325-2500  
Vivint Smart Home Arena (19,911)



**Quin Snyder**  
Head Coach  
4th year  
All-time vs. Portland: 5-7 (.385)



**Vice President, Communications**.....Derek Garduño  
**Radio** .....David Locke, Ron Boone  
**Television** .....Craig Bolerjack, Matt Harpring

**Assistant Coaches** .....Johnnie Bryant, Alex Jensen,  
Brad Jones, Igor Kokoskov, Antonio Lang, Mike Wells  
**Head Athletic Trainer**.....Brian Zettler

## 2016-17 Results

### Series tied, 2-2

10/25 at POR - Portland 113, Utah 104  
2/15 at UTAH - Utah 111, Portland 88  
4/4 at UTAH - Utah 106, Portland 87  
4/8 at POR - Portland 101, Utah 86

## 2017-18 Matchups

Wednesday, Nov. 1 - at Utah (6:00 p.m.)  
**Sunday, Feb. 11 - at Portland (6:00 p.m.)**  
Friday, Feb. 23 - at Utah (6:00 p.m.)  
**Wednesday, April 11 - at Portland (7:30 p.m.)**  
\*All Times Pacific

## 2016-17 TRAIL BLAZERS vs. JAZZ

Player	G	S	Min.	FG	FGA	Pct.	3FG	3At	Pct.	FT	FTA	Pct.	Off	Def	RB	Ast.	PF	St	TO	Bl	Pts.	Avg.
Lillard	4	4	146	39	93	.419	16	31	.516	33	38	.868	3	20	23	21	6	1	5	1	127	31.8
McCollum	4	4	129	31	77	.403	5	14	.357	10	10	1.000	6	7	13	9	10	1	9	1	77	19.3
Crabbe	3	0	82	12	25	.480	5	10	.500	2	3	.667	0	6	6	4	3	3	5	2	31	10.3
Nurkic	1	0	21	5	5	1.000	0	0	---	3	4	.750	1	7	8	1	3	3	4	1	13	13.0
Aminu	3	2	90	7	21	.333	3	9	.333	5	5	1.000	4	16	20	2	2	3	4	1	22	7.3
Leonard	4	2	87	11	24	.458	6	16	.375	0	0	---	2	8	10	3	7	2	0	2	28	7.0
Davis	2	1	43	5	8	.625	0	0	---	3	4	.750	6	6	12	1	3	0	1	1	13	6.5
Harkless	4	4	110	10	18	.556	1	3	.333	1	1	1.000	2	9	11	3	9	8	2	1	22	5.5
Turner	3	0	74	7	23	.304	0	5	.000	1	1	1.000	1	13	14	9	7	4	2	3	15	5.0
Napier	3	0	26	4	8	.500	2	4	.500	3	4	.750	0	4	4	2	2	0	2	0	13	4.3
Vonleh	4	2	93	6	14	.429	1	1	1.000	2	2	1.000	6	11	17	2	12	1	2	4	15	3.8
Plumlee	1	1	15	1	4	.250	0	0	---	0	0	---	0	1	1	1	4	0	0	0	2	2.0
Connaughton	3	0	31	1	4	.250	0	2	.000	3	3	1.000	2	9	11	2	2	1	2	0	5	1.7
Quarterman	2	0	5	1	3	.333	1	1	1.000	0	0	---	0	0	0	1	1	0	0	0	3	1.5
Layman	3	0	9	1	1	1.000	1	1	1.000	0	0	---	0	1	1	0	2	0	0	0	3	1.0
<b>Portland</b>	<b>4</b>	<b>-</b>	<b>960</b>	<b>141</b>	<b>328</b>	<b>.430</b>	<b>41</b>	<b>97</b>	<b>.423</b>	<b>66</b>	<b>75</b>	<b>.880</b>	<b>33</b>	<b>118</b>	<b>151</b>	<b>61</b>	<b>75</b>	<b>27</b>	<b>42</b>	<b>17</b>	<b>389</b>	<b>97.3</b>

## 2016-17 JAZZ vs. TRAIL BLAZERS

Player	G	S	Min.	FG	FGA	Pct.	3FG	3At	Pct.	FT	FTA	Pct.	Off	Def	RB	Ast.	PF	St	TO	Bl	Pts.	Avg.
Hayward	3	3	99	27	52	.519	7	14	.500	12	16	.750	1	14	15	13	4	0	3	1	73	24.3
Hill	2	2	70	14	33	.424	3	11	.273	7	8	.875	0	7	7	11	6	2	5	1	38	19.0
Hood	2	1	60	12	29	.414	3	8	.375	10	11	.909	1	6	7	2	5	2	0	2	37	18.5
J. Johnson	4	1	102	25	46	.543	12	20	.600	6	7	.857	0	9	9	5	4	2	4	1	68	17.0
Gobert	4	4	139	19	24	.792	0	0	---	20	25	.800	10	38	48	5	12	1	7	12	58	14.5
Mack	3	0	68	9	21	.429	2	5	.400	2	2	1.000	2	4	6	11	6	2	5	0	22	7.3
Exum	4	2	67	12	24	.500	1	6	.167	3	5	.600	1	7	8	5	8	2	5	1	28	7.0
Ingles	4	3	107	10	18	.556	5	11	.455	0	0	---	1	14	15	7	9	7	8	2	25	6.3
Burks	3	0	48	5	16	.313	2	2	1.000	1	2	.500	0	13	13	4	1	2	2	0	13	4.3
Bolomboy	1	0	3	1	1	1.000	1	1	1.000	1	2	.500	0	0	0	0	0	0	0	0	4	4.0
Favors	2	1	39	4	10	.400	0	1	.000	0	1	.000	4	5	9	1	3	2	1	0	8	4.0
Withey	4	0	23	6	9	.667	0	0	---	0	0	---	4	2	6	1	3	2	1	3	12	3.0
Lyles	4	0	29	3	10	.300	2	4	.500	2	2	1.000	2	3	5	3	0	0	3	0	10	2.5
Diaw	4	3	91	4	19	.211	0	4	.000	0	0	---	5	15	20	8	7	0	4	0	8	2.0
Neto	2	0	15	1	3	.333	0	1	.000	1	1	1.000	0	3	3	2	2	0	1	2	3	1.5
<b>Utah</b>	<b>4</b>	<b>-</b>	<b>960</b>	<b>152</b>	<b>315</b>	<b>.483</b>	<b>38</b>	<b>88</b>	<b>.432</b>	<b>65</b>	<b>82</b>	<b>.793</b>	<b>31</b>	<b>140</b>	<b>171</b>	<b>78</b>	<b>70</b>	<b>24</b>	<b>56</b>	<b>25</b>	<b>407</b>	<b>101.8</b>

## TRAIL BLAZERS CONNECTIONS

- Utah head coach Quin Snyder was a player development coach for the Philadelphia 76ers while **Evan Turner** was a rookie with the team during the 2010-11 season.
- Damian Lillard** attended Weber State University, located 30 miles outside of Salt Lake City in Ogden, Utah. Weber State retired Lillard's No. 1 jersey on August 26, 2017.

# ALL-TIME TRAIL BLAZERS VS. JAZZ

<b>1974-75 (2-2)</b>				<b>1984-85 (3-2)</b>				<b>1995-96 (1-3)</b>				<b>2007-08 (3-1)</b>			
11/10	N	101-102	L 0-1	11/15	P	129-120	W 23-24	11/5	P	109-105	W 43-52	12/11	U	97-89	W 64-78
1/10	P	117-89	W 1-1	1/18	U	122-127	L 23-25	12/26	U	104-114	L 43-53	12/14	P	99-91	W 65-78
1/5	P	111-102	W 2-1	2/5	P	126-106	W 24-25	1/23	U	72-96	L 43-54	12/31	U	101-111	L 65-79
2/20	N	102-114	L 2-2	4/11	U	107-145	L 25-26	1/31	P	94-98	L 43-55	1/5	P	103-89	W 66-79
<b>1975-76 (1-3)</b>				<b>1985-86 (2-3)</b>				<b>1996-97 (2-2)</b>				<b>2008-09 (2-2)</b>			
10/28	N	90-99	L 2-3	11/2	P	128-108	W 26-26	12/26	U	94-99	L 43-56	11/5	U	96-103	L 66-80
11/11	P	106-104	W 3-3	11/15	U	118-133	L 26-27	1/19	P	102-96	W 44-56	12/11	U	88-97	L 66-81
12/20	P	97-105	L 3-4	12/11	U	111-119	L 26-28	2/13	U	86-110	L 44-57	1/31	P	122-108	W 67-81
3/12	N	101-110	L 3-5	3/8	P	104-90	W 27-28	2/28	P	115-105	W 45-57	3/31	P	125-104	W 68-81
<b>1976-77 (2-2)</b>				4/5	U	103-114	L 27-29	<b>1997-98 (3-1)</b>				<b>2009-10 (0-4)</b>			
11/16	N	98-100	L 3-6	<b>1986-87 (3-2)</b>				12/5	U	94-77	W 46-57	11/28	U	92-108	L 68-82
1/7	P	130-118	W 4-6	11/1	U	110-119	L 27-30	12/27	U	102-91	W 47-57	1/27	P	95-106	L 68-83
3/15	P	131-104	W 5-6	11/16	P	124-103	W 28-30	1/16	P	96-86	W 48-57	2/3	U	105-118	L 68-84
3/22	N	95-106	L 5-7	1/13	P	121-113	W 29-30	4/1	U	89-98	L 48-58	2/21	P	89-93*	L 68-85
<b>1977-78 (1-3)</b>				1/29	U	114-120	L 29-31	<b>1998-99 (1-2)</b>				<b>2010-11 (3-1)</b>			
1/8	P	128-100	W 6-7	4/17	P	111-101	W 30-31	3/2	P	102-100**	W 49-58	11/20	P	94-103	L 68-86
1/20	N	100-101	L 6-8	<b>1987-88 (1-4)</b>				3/12	P	77-91	L 49-59	12/27	U	96-91	W 69-86
3/7	N	82-84	L 6-9	1/13	U	104-116	L 30-32	4/23	U	85-96	L 49-60	12/30	P	100-89	W 70-86
3/14	P	103-109	L 6-10	2/4	P	123-126	L 30-33	<b>1999-2000 (3-1)</b>				4/7	U	98-87	W 71-86
<b>1978-79 (3-1)</b>				2/15	U	94-112	L 30-34	11/9	U	87-92	L 49-61	<b>2011-12 (0-4)</b>			
11/14	P	123-103	W 7-10	4/14	U	128-123	W 31-34	1/27	P	95-75	W 50-61	1/30	U	89-93	L 71-87
1/19	N	101-107	L 7-11	4/19	P	122-129	L 31-35	2/27	P	101-92	W 51-61	4/2	P	97-102	L 71-88
2/13	P	120-101	W 8-11	<b>1988-89 (0-4)</b>				4/10	U	90-86	W 52-61	4/18	P	91-112	L 71-89
3/7	N	103-102	W 9-11	11/17	U	99-123	L 31-36	<b>2000-01 (3-1)</b>				4/26	U	94-96	L 71-90
<b>1979-80 (3-3)</b>				3/17	P	110-111	L 31-37	12/28	U	103-102*	W 53-61	<b>2012-13 (1-3)</b>			
10/12	P	101-85	W 10-11	1/15	U	95-102	L 31-38	2/22	P	84-90	L 53-62	2/1	U	77-86	L 71-91
10/18	U	107-92	W 11-11	4/15	P	95-99	L 31-39	3/16	P	90-87	W 54-62	2/2	P	105-89	W 72-91
12/6	U	82-87*	W 11-12	<b>1989-90 (2-2)</b>				3/22	U	101-99	W 55-62	3/29	P	95-105	L 72-92
1/4	P	115-97	W 12-12	12/28	U	109-113	L 31-40	<b>2001-02 (1-3)</b>				4/1	U	102-112	L 72-93
2/29	P	87-91	L 12-13	1/5	P	118-89	W 32-40	11/6	P	101-93	W 56-62	<b>2013-14 (4-0)</b>			
3/6	U	110-117	L 12-14	1/30	P	122-98	W 33-40	12/14	U	85-93	L 56-63	12/6	P	130-98	W 73-93
<b>1980-81 (2-3)</b>				3/1	U	102-119	L 33-41	12/27	P	87-99	L 56-64	12/9	U	105-94	W 74-93
10/10	U	86-96	L 12-15	<b>1990-91 (3-1)</b>				2/2	U	96-97	L 56-65	2/21	P	102-94	W 75-93
11/1	P	87-95	L 12-16	12/2	P	101-97	W 34-41	<b>2002-03 (1-3)</b>				4/11	U	111-99	W 76-93
1/3	U	103-109	L 12-17	1/31	U	91-105	L 34-42	12/27	P	103-98	W 57-65	<b>2014-15 (2-2)</b>			
2/15	P	118-84	W 13-17	2/15	P	117-105	W 35-42	1/29	U	71-95	L 57-66	2/3	P	103-102	W 77-93
3/19	P	108-97	W 14-17	3/15	U	106-96	W 36-42	3/26	U	85-94	L 57-67	2/20	U	76-92	L 77-94
<b>1981-82 (4-1)</b>				<b>1991-92 (2-2)</b>				4/3	P	88-93	L 57-68	3/25	U	92-89	W 78-94
11/6	P	119-109	W 15-17	1/2	U	103-107	L 36-43	<b>2003-04 (2-2)</b>				4/11	P	105-111	L 78-95
11/27	U	103-93	W 16-17	2/24	P	110-107	W 37-43	10/29	U	92-99	L 57-69	<b>2015-16 (3-1)</b>			
2/3	U	118-122	L 16-18	1/2	U	110-107	W 37-43	2/6	U	87-73	W 58-69	11/4	U	108-92	W 79-95
2/5	P	121-100	W 17-18	3/21	U	77-97	L 37-44	2/10	P	81-86	L 58-70	12/31	U	96-109	L 79-96
3/19	U	131-129*	W 18-18	4/2	U	118-86	W 38-44	3/6	P	91-70	W 59-70	1/13	P	99-85	W 80-96
<b>1982-83 (3-2)</b>				<b>1992-93 (2-2)</b>				<b>2004-05 (2-2)</b>				2/21	P	115-111	W 81-96
12/2	U	112-119	L 18-19	1/2	P	102-110	L 38-45	12/10	U	87-92	L 59-71	<b>2016-17 (2-2)</b>			
12/7	P	137-121	W 19-19	1/24	U	124-113	W 39-45	12/12	P	98-88	W 60-71	10/25	P	113-104	W 82-96
12/27	P	120-106	W 19-19	4/6	P	110-95	W 40-45	4/5	U	86-90	L 60-72	2/15	U	88-111	L 82-97
2/18	U	101-97	W 21-19	4/15	U	117-122*	L 40-46	4/17	P	100-82	W 61-72	4/4	U	87-106	L 82-98
3/6	P	105-110	L 21-20	<b>1993-94 (1-3)</b>				<b>2005-06 (0-4)</b>				4/8	P	101-86	W 83-98
<b>1983-84 (1-4)</b>				1/2	P	90-92	L 40-47	12/4	P	93-98	L 61-73	<b>* Overtime periods</b>			
11/12	U	122-136	L 21-21	2/5	U	114-128	L 40-48	12/14	U	77-82	L 61-74	<b>N - New Orleans; U - Salt Lake City</b>			
11/15	P	114-112	W 22-21	3/9	P	122-99	W 41-48	4/1	P	89-102	L 61-75				
12/7	U	112-116	L 22-22	4/21	U	111-122	L 41-49	4/8	U	93-110	L 61-76				
2/12	P	112-114	L 22-23	<b>1994-95 (1-3)</b>				<b>2006-07 (2-2)</b>							
3/13	U	119-124	L 22-24	11/29	P	94-105	L 41-50	12/30	U	86-96	L 61-77				
				12/12	U	89-101	L 41-51	2/20	P	103-100	W 62-77				
				2/24	P	114-101	W 42-51	4/4	P	94-89	W 63-77				
				3/4	U	81-98	L 42-52	4/16	U	93-130	L 63-78				

## SERIES HISTORY AND HIGHLIGHTS

**All-time series record:** Jazz lead, 98-93  
**In Portland:** Trail Blazers lead, 62-29  
**At the Jazz:** Jazz lead, 69-21 *(Includes games played in New Orleans)*  
**In Salt Lake City only:** Jazz lead, 60-20  
**Longest Win Streaks:** Trail Blazers (5), Jazz (6)  
**Biggest Trail Blazers Win:** 34 points, 118-84, 2/15/81  
**Biggest Jazz Win:** 38 points, 145-107, 4/11/85  
**Most Points, Trail Blazers:** 137-121, 12/7/82  
**Fewest Points, Trail Blazers:** 71-95, 1/29/03  
**Most Points, Jazz:** 145-107, 4/11/85  
**Fewest Points, Jazz:** 70-91, 3/6/04  
**Overtime Games:** (6) Trail Blazers 3, Jazz 3  
**Individual Bests, Trail Blazers:**  
**Points:** 59---Damian Lillard, 4/8/17 *(All-time Trail Blazers high)*  
**Rebounds:** 20---Marcus Camby, 12/30/10  
**Assists:** 19---Terry Porter, 4/14/88  
**Individual Bests, Jazz:**  
**Points:** 47---Karl Malone, 12/26/95  
**Rebounds:** 25---Mark Eaton, 3/15/89  
**Assists:** 26---John Stockton, 4/14/88 *(All-time Trail Blazers opponent high)*

# WASHINGTON WIZARDS

601 F St. NW  
Washington, D.C. 20004  
(202) 661-5000  
Verizon Center (20,290)



**Scott Brooks**  
Head Coach  
2nd year

All-time vs. Portland: 17-13 (.567)

**Vice President, Communications**..... Scott Hall **Assistant Coaches**..... Don Newman, Don Zierden,  
**Radio**..... Dave Johnson, Glenn Consor **Roy Rogers, Pat Sullivan, Howard Easley**  
**Television**..... Steve Buckhantz, Chris Miller **Head Athletic Trainer**..... Corey Bennet

## 2016-17 Results

### Washington won, 2-0

1/16 at WAS - Washington 120, Portland 101

3/11 at POR - Washington 125, Portland 124 (OT)

## 2017-18 Matchups

Saturday, Nov. 25 - at Washington (4:00 p.m.)

**Tuesday, Dec. 5 - at Portland (7:00 p.m.)**

\*All Times Pacific

## 2016-17 TRAIL BLAZERS vs. WIZARDS

Player	G	S	Min.	FG	FGA	Pct.	3FG	3At	Pct.	FT	FTA	Pct.	Off	Def	RB	Ast.	PF	St	TO	Bl	Pts.	Avg.
Lillard	2	2	64	19	44	.432	8	19	.421	9	10	.900	2	8	10	11	6	0	8	1	55	27.5
McCollum	2	2	65	18	35	.514	6	12	.500	4	5	.800	1	1	2	8	3	2	2	1	46	23.0
Turner	1	0	21	5	8	.625	2	2	1.000	2	2	1.000	1	2	3	1	2	0	1	0	14	14.0
Aminu	2	1	59	8	15	.533	3	5	.600	4	4	1.000	2	11	13	2	1	1	2	1	23	11.5
Nurkic	1	1	28	2	8	.250	0	0	---	3	4	.750	2	5	7	2	5	1	5	3	7	7.0
Crabbe	2	0	59	7	16	.438	4	8	.500	1	3	.333	1	8	9	7	7	0	1	0	19	9.5
Harkless	2	2	52	7	17	.412	1	6	.167	0	1	.000	3	3	6	3	4	1	1	1	15	7.5
Leonard	2	0	46	7	11	.636	0	1	.000	0	0	---	2	8	10	4	3	2	1	0	14	7.0
Plumlee	1	1	21	2	7	.286	0	0	---	3	3	1.000	2	3	5	3	2	1	2	2	7	7.0
Vonleh	2	1	38	6	8	.750	0	0	---	2	5	.400	4	12	16	1	2	0	1	1	14	7.0
Layman	1	0	11	1	4	.250	0	3	.000	1	2	.500	0	2	2	0	1	0	1	0	3	3.0
Connaughton	1	0	5	1	1	1.000	0	0	---	0	0	---	0	1	1	1	1	0	0	0	2	2.0
Davis	1	0	5	0	0	---	0	0	---	2	2	1.000	0	0	0	0	1	0	1	0	2	2.0
Napier	2	0	30	2	8	.250	0	2	.000	0	0	---	1	3	4	5	1	2	3	0	4	2.0
<b>Portland</b>	<b>2</b>	<b>-</b>	<b>505</b>	<b>85</b>	<b>182</b>	<b>.467</b>	<b>24</b>	<b>58</b>	<b>.414</b>	<b>31</b>	<b>41</b>	<b>.756</b>	<b>21</b>	<b>67</b>	<b>88</b>	<b>48</b>	<b>39</b>	<b>10</b>	<b>30</b>	<b>10</b>	<b>225</b>	<b>112.5</b>

## 2016-17 WIZARDS vs. TRAIL BLAZERS

Player	G	S	Min.	FG	FGA	Pct.	3FG	3At	Pct.	FT	FTA	Pct.	Off	Def	RB	Ast.	PF	St	TO	Bl	Pts.	Avg.
Wall	2	2	68	23	40	.575	5	8	.625	12	14	.857	1	5	6	16	0	2	9	1	63	31.5
Beal	2	2	61	16	29	.552	8	13	.615	11	12	.917	1	2	3	11	4	4	2	0	51	25.5
Morris	2	2	76	12	21	.571	1	2	.500	5	5	1.000	3	21	24	8	6	4	0	4	30	15.0
Porter	2	2	70	12	23	.522	5	10	.500	4	4	.250	2	12	14	4	6	3	1	0	30	15.0
Bogdanovic	1	0	19	4	9	.444	2	4	.500	1	2	.500	0	2	2	0	1	0	1	0	11	11.0
Gortat	2	2	61	9	17	.529	0	0	---	3	6	.500	6	15	21	1	5	0	1	2	21	10.5
Oubre	2	0	38	5	8	.625	3	4	.750	5	5	1.000	3	2	5	2	5	0	2	1	18	9.0
Satoransky	2	0	26	4	7	.571	1	3	.333	1	1	1.000	3	7	10	3	0	1	2	0	10	5.0
Burke	1	0	20	2	8	.250	0	2	.000	0	0	---	0	1	1	3	1	0	1	0	4	4.0
Jennings	1	0	16	1	4	.250	0	1	.000	1	2	.500	0	1	1	4	1	0	2	0	3	3.0
Smith	2	0	27	1	5	.200	0	0	---	2	2	1.000	1	1	2	1	6	0	0	1	4	2.0
Mahinmi	1	0	15	0	1	.000	0	0	---	0	0	---	0	3	3	0	2	0	2	0	0	0.0
McClellan	1	0	5	0	3	.000	0	1	.000	0	0	---	1	1	2	0	0	0	0	0	0	0.0
Ochefu	1	0	3	0	1	.000	0	0	---	0	0	---	0	3	3	0	1	1	0	0	0	0.0
Washington	2	-	505	89	176	.506	25	48	.521	42	53	.792	21	76	97	53	38	15	25	9	245	122.5

## TRAIL BLAZERS CONNECTIONS

- **Al-Farouq Aminu** and Washington forward/center Jason Smith were teammates with New Orleans for two seasons from 2012-13 to 2013-14.
- Washington guard Tim Frazier spent parts of two seasons with Portland in 2014-15 and 2015-16, averaging 1.9 points and 1.5 assists in 40 games (one start).

# ALL-TIME TRAIL BLAZERS VS. WIZARDS

<b>1970-71 (2-2)</b> 11/5 P 135-131 W 1-0 11/24 B 104-156 L 1-1 2/26 B 97-114 L 1-2 3/11 P 136-118 W 2-2  <b>1971-72 (1-3)</b> 12/8 B 97-115 L 2-3 1/11 P 114-106 W 3-3 1/22 B 99-116 L 3-4 3/3 P 80-90 L 3-5  <b>1972-73 (0-4)</b> 12/6 B 102-115 L 3-6 1/9 P 93-105 L 3-7 2/11 P 97-102 L 3-8 2/24 B 101-128 L 3-9  <b>1973-74 (1-3)</b> 10/13 P 132-87 W 4-9 12/11 P 82-87 L 4-10 2/20 C 101-116 L 4-11 3/9 C 103-106 L 4-12  <b>1974-75 (1-3)</b> 11/22 P 99-117 L 4-13 12/4 W 87-114 L 4-14 2/8 P 100-96 W 5-14 2/23 W 98-113 L 5-15  <b>1975-76 (2-2)</b> 12/9 P 95-116 L 5-16 1/27 P 118-105 W 6-16 2/12 W 81-92 L 6-17 3/25 W 108-105 W 7-17  <b>1976-77 (1-2)</b> 11/27 P 103-95 W 8-17 1/15 W 107-113 L 8-18 2/5 P 104-116 L 8-19  <b>1977-78 (2-1)</b> 12/17 P 117-104 W 9-19 1/13 W 93-102 L 9-20 2/22 W 105-97 W 10-20  <b>1978-79 (3-1)</b> 10/24 P 104-102 W 11-20 11/7 W 103-143 L 11-21 12/23 P 114-109 W 12-21 3/30 W 132-104 W 13-21  <b>1979-80 (1-1)</b> 1/1 P 109-99 W 14-21 1/13 W 95-127 L 14-22	<b>1980-81 (2-0)</b> 2/3 P 111-104* W 15-22 2/17 W 124-104 W 16-22  <b>1981-82 (0-2)</b> 1/22 W 97-110 L 16-23 2/16 P 97-100 L 16-24  <b>1982-83 (1-1)</b> 11/27 W 90-107 L 16-25 2/20 P 104-95 W 17-25  <b>1983-84 (1-1)</b> 2/17 P 87-96 L 17-26 2/22 W 104-101 W 18-26  <b>1984-85 (1-1)</b> 2/15 P 93-89 W 19-26 3/6 W 121-127** L 19-27  <b>1985-86 (0-2)</b> 12/3 W 115-118 L 19-28 2/11 P 116-124 L 19-29  <b>1986-87 (1-1)</b> 11/25 W 99-111 L 19-30 12/21 P 128-101 W 20-30  <b>1987-88 (2-0)</b> 11/20 P 120-101 W 21-30 12/30 W 117-112 W 22-30  <b>1988-89 (1-1)</b> 12/9 P 93-90 W 23-30 3/31 W 105-107 L 23-31  <b>1989-90 (1-1)</b> 11/12 P 95-104 L 23-32 3/10 W 116-113 W 24-32  <b>1990-91 (2-0)</b> 1/18 P 123-99 W 25-32 4/4 W 105-96 W 26-32  <b>1991-92 (2-0)</b> 12/1 P 91-87 W 27-32 2/28 W 117-96 W 28-32  <b>1992-93 (1-1)</b> 12/13 P 117-98 W 29-32 4/2 W 102-114 L 29-33  <b>1993-94 (2-0)</b> 12/4 W 118-105 W 30-33 3/18 P 122-104 W 31-33	<b>1994-95 (2-0)</b> 1/7 W 114-105 W 32-33 3/21 P 111-106 W 33-33  <b>1995-96 (0-2)</b> 12/17 P 100-112 L 33-34 2/2 W 97-113 L 33-35  <b>1996-97 (0-2)</b> 12/23 P 84-106 L 33-36 3/22 W 104-108 L 33-37  <b>1997-98 (1-1)</b> 1/21 W 100-87 W 34-37 3/24 P 87-99 L 34-38  <b>1998-99 (1-0)</b> 2/27 W 82-81 W 35-38  <b>1999-2000 (2-0)</b> 2/18 P 93-85 W 36-38 3/12 W 102-86 W 37-38  <b>2000-01 (2-0)</b> 11/21 W 104-94 W 38-38 12/23 P 87-70 W 39-38  <b>2001-02 (2-0)</b> 2/27 W 105-101 W 40-38 3/18 P 95-80 W 41-38  <b>2002-03 (1-1)</b> 12/10 W 98-79 W 42-38 3/25 P 91-95 L 42-39  <b>2003-04 (1-1)</b> 11/25 P 80-81 L 42-40 1/26 W 94-83 W 43-40  <b>2004-05 (0-2)</b> 1/12 W 100-104 L 43-41 3/28 P 106-114 L 43-42  <b>2005-06 (1-1)</b> 11/30 W 89-96 L 43-43 12/18 P 97-92 W 44-43  <b>2006-07 (2-0)</b> 2/11 W 94-73 W 45-43 3/20 P 100-98 W 46-43  <b>2007-08 (1-1)</b> 11/17 W 90-109 L 46-44 3/25 P 102-82 W 47-44	<b>2008-09 (2-0)</b> 12/3 W 98-92 W 48-44 1/24 P 100-87 W 49-44  <b>2009-10 (1-1)</b> 1/18 W 92-97 L 49-45 3/19 P 76-74 W 50-45  <b>2010-11 (1-1)</b> 12/3 W 79-83 L 50-46 3/22 P 111-76 W 51-46  <b>2011-12 (1-1)</b> 2/14 P 109-124 L 51-47 3/10 W 110-99 W 52-47  <b>2012-13 (0-2)</b> 11/28 W 82-84 L 52-48 1/21 P 95-98 L 52-49  <b>2013-14 (1-1)</b> 2/3 W 90-100 L 52-50 3/20 P 116-103 W 53-50  <b>2014-15 (1-1)</b> 1/24 P 103-96 W 54-50 3/16 W 97-105 L 54-51  <b>2015-16 (2-0)</b> 1/18 W 108-98 W 55-51 3/8 P 116-109* W 56-51  <b>2016-17 (0-2)</b> 1/16 W 101-120 L 56-52 3/11 P 124-125* L 56-53
--	--	---	--

\*Overtime periods  
 B--Baltimore Bullets; C--Capital  
 Bullets. Name changed from  
 Washington Bullets to Washington  
 Wizards in 1997.

## SERIES HISTORY AND HIGHLIGHTS

**All-time series record:** Trail Blazers lead, 56-53

**In Portland:** Trail Blazers lead, 34-20

**At the Wizards:** Wizards lead, 33-22 (Includes games played in Baltimore)

**In Washington only:** Wizards lead, 25-22

**Longest Win Streaks:** Trail Blazers (8), Wizards (6)

**Biggest Trail Blazers Win:** 45 points, 132-87, 10/13/73

**Biggest Wizards Win:** 52 points, 156-104, 11/24/70

**Most Points, Trail Blazers:** 136-118, 3/11/71

**Fewest Points, Trail Blazers:** 76-74, 3/19/10

**Most Points, Wizards:** 156-104, 11/24/70

**Fewest Points, Wizards:** 70-87, 12/23/00

**Overtime Games:** (4) Trail Blazers 2, Wizards 2

**Individual Bests, Trail Blazers:**

**Points:** 41---Damian Lillard, 3/8/16 (OT); 36---Geoff Petrie, 12/6/72; 36---Clyde Drexler, 2/28/92

**Rebounds:** 21---Lloyd Neal, 1/9/73; 21---Bill Walton, 1/27/76

**Assists:** 15---Scottie Pippen, 3/16/02

**Individual Bests, Wizards:**

**Points:** 53---Phil Chenier, 12/6/72

**Rebounds:** 29---Wes Unseld, 1/11/72

**Assists:** 16---Kevin Porter, 2/3/81 (OT); 14---Robert Pack, 12/17/95;  
 14---John Wall, 3/20/14

# ALL-TIME RECORDS VS. OPPONENTS

## WESTERN CONFERENCE

Northwest Division	Total Games				Home			Road/Neutral		
	Yrs.	W	L	Pct.	W	L	Pct.	W	L	Pct.
Minnesota	28	79	31	.718	44	12	.786	35	19	.648
Denver	41	96	76	.558	67	20	.770	29	56	.341
Oklahoma City	47	112	116	.491	75	40	.652	37	76	.327
Utah	43	83	98	.459	63	28	.692	20	70	.222
Totals		370	321	.535	249	100	.713	121	221	.354
Pacific Division										
L.A. Clippers	47	141	76	.650	86	22	.796	55	54	.505
Sacramento	47	128	77	.624	84	17	.832	44	60	.423
Golden State	47	121	101	.545	81	30	.730	40	71	.360
L.A. Lakers	47	102	118	.464	67	42	.615	35	76	.315
Phoenix	47	99	120	.452	67	42	.615	32	78	.291
Totals		591	492	.546	385	153	.716	206	339	.378
Southwest Division										
Memphis	22	46	35	.568	24	16	.600	22	19	.537
New Orleans	15	28	23	.549	18	7	.720	10	16	.385
Dallas	37	80	70	.533	50	24	.676	30	46	.395
San Antonio	41	81	82	.497	51	30	.630	30	52	.366
Houston	47	84	105	.444	51	43	.543	33	62	.347
Totals		319	315	.503	194	120	.618	125	195	.391
Western Totals		1280	1128	.532	828	373	.689	452	755	.374

## EASTERN CONFERENCE

Atlantic Division		Total Games			Home			Road/Neutral		
	Yrs.	W	L	Pct.	W	L	Pct.	W	L	Pct.
Brooklyn	40	61	23	.726	36	6	.857	25	17	.595
Toronto	21	27	14	.659	14	6	.700	13	8	.619
New York	47	62	47	.569	40	14	.741	22	33	.400
Philadelphia	47	52	57	.477	35	21	.625	17	36	.321
Boston	47	45	65	.409	26	29	.473	19	36	.345
Totals		247	206	.545	151	76	.665	96	130	.425
Central Division										
Indiana	41	52	34	.605	33	10	.767	19	24	.442
Cleveland	47	67	52	.563	42	18	.700	25	34	.424
Detroit	47	61	53	.535	37	19	.661	24	34	.414
Chicago	47	59	61	.492	35	25	.583	24	36	.400
Milwaukee	47	51	70	.421	34	26	.567	17	44	.279
Totals		290	270	.518	181	98	.649	109	172	.388
Southeast Division										
Charlotte	27	38	16	.704	21	6	.778	17	10	.630
Miami	29	37	20	.649	18	11	.621	19	9	.679
Orlando	28	30	25	.545	17	11	.607	13	14	.481
Washington	47	56	53	.514	34	20	.630	22	33	.400
Atlanta	47	54	56	.491	34	20	.618	20	35	.364
Totals		215	170	.558	124	69	.642	91	101	.474
Eastern Totals		752	646	.538	456	243	.652	296	403	.423
Trail Blazers Total		2032	1774	.534	1284	616	.676	748	1158	.392

Teams listed in each division in order of Trail Blazers' win percentage



**NBA G League: 645 5th Ave., 18th Floor; New York, NY 10022.**

**(212) 407-8700. Media Relations Contact: Joanna Shapiro; Mike Perrelli.**

## **Agua Caliente Clippers of Ontario**

Tel: (909) 409-9090  
Arena: Citizens Business Bank Arena  
Media Relations Contact: TBD  
Website: TBD  
NBA Affiliation: LA Clippers

## **Austin Spurs**

13581 Pond Springs Road, Suite 108,  
Austin, TX 78729  
Tel: (512) 236-8333; Fax: (512) 236-8444  
Arena: H-E-B Center at Cedar Park  
Media Relations Contact: Perri Travillion  
(ptravillion@attcenter.com)  
Website: www.austinspurs.com  
NBA Affiliation: San Antonio

## **Canton Charge**

1101 Market Avenue North; Canton, OH  
44702  
Tel: (866) 444-1944; Fax: (330) 489-1703  
Arena: Canton Memorial Civic Center  
Media Relations Contact: Sean Wyatt  
(swyatt@cantoncharge.com)  
Website: www.cantoncharge.com  
NBA Affiliation: Cleveland

## **Delaware 87ers**

300 Martin Luther King Blvd, Ste. 200;  
Wilmington, DE 19801  
Tel: (302) 504-7587; Fax: (302) 351-5370  
Arena: Bob Carpenter Center  
Media Relations Contact: Amanda  
Janczak  
(amandajanczak@sevens.com)  
Website: www.sevens.com  
NBA Affiliation: Philadelphia

## **Erie BayHawks**

110 East 8th Street; Erie, PA 16501  
Tel: (814) 790-5600; Fax: (814) 790-5608  
Arena: Erie Insurance Arena  
Media Relations Contact: Billy Hartman  
(billy.hartman@nbaerie.com)  
Website: www.nbaerie.com  
NBA Affiliation: Atlanta

## **Fort Wayne Mad Ants**

1910 St. Joe Center Rd, Suite 61; Fort  
Wayne, IN 46825  
Tel: (260) 469-4667; Fax: (260) 469-4674  
Arena: Allen County War Memorial  
Coliseum  
Media Relations Contact: Ryan Stevens  
(rstevens@ftwaynemadants.com)  
Website: www.ftwaynemadants.com  
NBA Affiliation: Indiana

## **Grand Rapids Drive**

40 Monroe Center NW, Ste 11; Grand  
Rapids MI 49503  
Tel: (844) 473-7483  
Arena: DeltaPlex Arena  
Media Relations Contact: Sarah Parfet  
Jbara (spj@nbgdrapids.com)  
Website: www.nbgdrapids.com  
NBA Affiliation: Detroit

## **Greensboro Swarm**

2411 West Gate City Blvd.; Greensboro,  
NC 27403  
Tel: (336) 907-3600  
Arena: Fieldhouse at the Greensboro  
Coliseum Complex  
Media Relations Contact: TBD  
Website: www.gsoswarm.com  
NBA Affiliation: Charlotte

## **Iowa Wolves**

730 3rd Street; Des Moines, Iowa 50309  
Tel: (515) 564-8550; Fax: (515) 564-8551  
Arena: Wells Fargo Arena  
Media Relations Contact: Seth Nutting  
(seth.nutting@iawolves.com)  
Website: www.iawolves.com  
NBA Affiliation: Minnesota

## **Lakeland Magic**

701 West Lime Street, Lakeland, FL  
33815  
Tel: (863) 825-3258; Fax: (863) 825-3279  
Arena: RP Funding Center  
Media Relations Contact: Ashley Foss  
(afoss@lakelandmagic.com)  
Website: www.lakelandmagic.com  
NBA Affiliation: Orlando

## **Long Island Nets**

168 39th Street, 8th Floor; Brooklyn, NY  
11232  
Tel: (718) 215-2299; Fax: (718) 522-3544  
Arena: NYCB Live's Nassau Coliseum  
Media Relations Contact: Megan Walsh  
(mwalsh@brooklynnets.com)  
Website: www.longislandnets.com  
NBA Affiliation: Brooklyn

## **Maine Red Claws**

550 Forest Avenue; Portland, ME 04012  
Tel: (207) 210-6655; Fax: (207) 210-6659  
Arena: Portland Exposition Building  
Media Relations Contact: Evans Boston  
(eboston@maineredclaws.com)  
Website: www.maineredclaws.com  
NBA Affiliation: Boston

## **Memphis Hustle**

191 Beale Street; Memphis, TN 28103  
Tel: (901) 205-1234; Fax: (901) 205-1244  
Arena: The Landers Center  
Media Relations Contact: Geoffrey Lang-  
ham (glangham@grizzlies.com)  
Website: www.memphishustle.com  
NBA Affiliation: Memphis

## **Northern Arizona Suns**

3201 N. Main Street; Prescott Valley, AZ  
86314  
Tel: (928) 772-7867  
Arena: Prescott Valley Event Center  
Media Relations Contact: Jake Withee  
(jwithe@nazsuns.com)  
Website: www.nazsuns.com  
NBA Affiliation: Phoenix

## **Oklahoma City Blue**

208 Thunder Drive, Oklahoma City, OK  
73102  
Tel: (405) 208-4800; Fax: (405) 429-7900  
Arena: Cox Convention Center  
Media Relations Contact: Laila Wani  
(lwani@okcthunder.com)  
Website: www.oklahomacityblue.com  
NBA Affiliation: Oklahoma City

## **Raptors 905**

5600 Rose Cherry Place; Mississauga,  
ON L4Z4B6  
Tel: (416) 815-5600 Fax: (416) 357-9205  
Arena: Hershey Centre  
Media Relations Contact: Stefano Toniutti  
(Stefano.toniutti@mlse.com)  
Website: www.napt905.com  
NBA Affiliation: Toronto

## **Reno Bighorns**

50 West Liberty Street, Ste. 201; Reno,  
NV 89501  
Tel: (775) 853-8200  
Arena: Reno Event Center  
Media Relations Contact: Kyle Jones  
(kjones@renobighorns.com)  
Website: www.renobighorns.com  
NBA Affiliation: Sacramento

## **Rio Grande Valley Vipers**

4500 North 10th Street, Suite 315; McAl-  
len, TX 78504  
Tel: (956) 972-1144; Fax: (956) 972-1150  
Arena: State Farm Arena  
Media Relations Contact: Anwar Cha-  
gollan (anwar@rgvfc.com)  
Website: www.rgvipers.com  
NBA Affiliation: Houston

## **Salt Lake City Stars**

301 West South Temple; Salt Lake City,  
UT 84101  
Tel: (801) 325-2500  
Arena: Lifetime Activities Center – Bruin  
Arena  
Media Relations: Gina Calvert  
(gina.calvert@slcstars.com)  
NBA Affiliation: Utah

## **Santa Cruz Warriors**

903 Pacific Avenue, Suite 101; Santa  
Cruz, CA 95060  
Tel: (831) 731-4396; Fax: (831) 466-3201  
Arena: Kaiser Permanente Arena  
Media Relations Contact: Massimo  
Degaudenzi  
(massimo@santacruzbasketball.com)  
Website: www.santacruzbasketball.com  
NBA Affiliation: Golden State

## **Sioux Falls Skyforce**

2131 South Minnesota Ave; Sioux Falls,  
SD 57105  
Tel: (605) 332-0605; Fax: (605) 332-2305  
Arena: Sanford Pentagon  
Media Relations Contact: Matt Dykstra  
(madykstra@skyforceonline.com)  
Website: www.skyforceonline.com  
NBA Affiliation: Miami

## **South Bay Lakers**

2275 E. Mariposa Ave.; El Segun-  
do, CA 90245  
Tel: (310) 426-6000; Fax: (310) 426-6031  
Arena: Toyota Sports Center  
Media Relations Contact: Noah Camarena  
(ncamarena@sb-lakers.com)  
Website: www.sblakers.com  
NBA Affiliation: Los Angeles Lakers

## **Texas Legends**

2601 Avenue of the Stars, Suite 300;  
Frisco, TX 75034  
Tel: (214) 469-0822; Fax: (214) 469-0823  
Arena: Dr. Pepper Arena  
Media Relations Contact: Britney Wynn  
(bwynn@texlegends.com)  
Website: www.texlegends.com  
NBA Affiliation: Dallas

## **Westchester Knicks**

198 Central Ave.; White Plains, NY 10606  
Tel: (914) 559-6888  
Arena: Westchester County Center  
Media Relations Contact: Katie Hatch  
(Katie.hatch@msg.com)  
Website: www.westchesterknicks.com  
NBA Affiliation: New York

## **Windy City Bulls**

5333 Prairie Stone Parkway; Hoffman  
Estates, IL 60192  
Tel: (847) 396-7070  
Arena: Sears Centre Arena  
Media Relations Contact: Shannon Jones  
(sjones@bulls.com)  
Website: www.windycitybulls.com  
NBA Affiliation: Chicago

## **Wisconsin Herd**

549 High Avenue; Oshkosh, WI 54901  
Tel: (920) 233-4374; Fax: (920) 744-0238  
Arena: Oshkosh Arena  
Media Relations Contact: Mallory Stein-  
berg (msteinberg@wisconsinherd.com)  
Website: www.wisconsinherd.com  
NBA Affiliation: Milwaukee



GAME  
TIME

Sprite®

PROUD PARTNER  
OF THE



OBEY  
YOUR  
THIRST

／ **MEDIA**

YOUR SIXTH MAN



TUNE IN FOLLOWING EVERY GAME FOR

# The Trail Blazers 5th Quarter Show

MORE COVERAGE ON [RIPCITYRADIO.COM](http://RIPCITYRADIO.COM)


RIP CITY MORNINGS 6 - 9 AM | RIP CITY DRIVE 3 - 6 PM



@RIPCITYRADIO620



/RIPCITYRADIO

 iHeartRADIO


**Brian Wheeler**

## Radio Play-by-Play

Brian Wheeler is serving as the radio play-by-play voice of the Portland Trail Blazers for the 20th straight season. Only six other NBA radio play-by-play announcers have been with their current teams longer. Wheeler's exciting style and trademark "BOOM-SHAKA-LAKA" dunk calls have endeared him to basketball fans throughout the Pacific Northwest. Wheeler is also often a co-host of "Trail Blazers Courtside," the team's weekly radio, TV and internet show. "Wheels" has 33 years of broadcasting experience overall, and was named the Oregon Sportscaster of the Year for 2007 by the National Sportscasters and Sportswriters Association. Prior to joining the Trail Blazers, he spent three years as a member of the Kings' broadcast team in Sacramento, serving as the team's pre- and post-game show host as well as handling the play-by-play for a select number of games each season. "Wheels" was also the original play-by-play voice on radio and television of the WNBA's Sacramento Monarchs. Before Sacramento, Wheeler spent two seasons working in Seattle as part of the Sonics' broadcast group and also hosted a daily talk show on their flagship radio station. Wheeler has NBA ties to Chicago, where he worked on the Bulls' radio broadcasts in their first championship season. "Wheels" got his start in broadcasting in Chicago, earning a broadcasting/communications degree from Loyola University. He then spent nine seasons as the basketball play-by-play announcer on both radio and TV for his alma mater. His extensive experience in the Windy City also included broadcast stints for the Chicago White Sox, Northwestern University and SportsChannel.

## Trail Blazers Radio Network

Portland.....KPOJ.....620  
 Albany.....KLOO.....1340  
 Baker City.....KBKR.....1490  
 Bend.....KBND.....1110  
 Brookings.....KURY.....910  
 Coos Bay.....KHSN.....1230  
 Corvallis.....KLOO.....1340  
 The Dalles.....KODL.....1440  
 Eugene.....KLZS.....1050  
 Hermiston.....KTIX.....1240  
 John Day.....KJDY.....1400  
 Kelso, Wash.....KLOG.....1490  
 Klamath Falls.....KFLS.....1240  
 La Grande.....KLBM.....1450  
 Lebanon.....KLOO.....1340  
 Lincoln City.....KBCH.....1400

Longview, Wash.....KLOG.....1490  
 Madras.....KRCC.....690  
 Medford.....KEZX.....730  
 Milton-Freewater.....KTIX.....1240  
 Newport.....KNPT.....1310  
 North Bend.....KHSN.....1230  
 Pendleton.....KTIX.....1240  
 Prineville.....KRCC.....690  
 Redmond.....KRCC.....690  
 Roseburg.....KSKR.....1490  
 Salem.....KPOJ.....620  
 Sweet Home.....KLOO.....1340  
 Tillamook.....KTIL.....1590  
 Vancouver, Wash.....KPOJ.....620  
 Waldport.....KWDP.....820

*\* Portland Flagship Station*



**Kevin Calabro**

## Television Play-by-Play

Popular national NBA voice Kevin Calabro begins his second season as play-by-play television broadcaster in the 2017-18 season. Before coming to Portland, Calabro served as a regular postseason national play-by-play announcer for ESPN Radio, Turner Broadcasting and NBA TV, a broadcaster for Westwood One Radio during the NCAA Men's Basketball Tournament, as well as a basketball and football announcer for Pac-12 Network. A veteran of the NBA, Calabro spent 21 years as a television and radio broadcaster for the former Seattle SuperSonics until that franchise moved to Oklahoma City in 2008. Instead of relocating with the team, he chose his love for the Pacific Northwest and remained in the Seattle area. Calabro has received a number of accolades for his broadcast work on the national level with TNT, TBS, ESPN Radio and

NBA TV. He was most recently honored with the 2016 Keith Jackson Western Sports Star of the Year award, given to a member of the media for communicating sports stories in the state of Washington. Calabro has also been honored by the National Sportscasters and Sportswriters Association as Washington's "Sportscaster of the Year" in 1997, 2000-2003 and again in 2006. Calabro has also lent his voice to several Microsoft video games, including NBA Inside Drive, NBA Full Court Press, and NFL Fever, and as the play-by-play voice of Sony PlayStation NBA games. A native of Indiana and graduate of Butler University, Calabro's NBA broadcasting career began in 1983-84 as play-by-play announcer for the former Kansas City Kings, now the Sacramento Kings. Calabro and his wife Sue have children Anthony, wife Stephanie, Nick, Lauren and Joe.



**Lamar Hurd**

## Television Analyst

The 2017-18 season marks the second year for Lamar Hurd as Trail Blazers Television Analyst. He provides basketball analysis and insight on all Trail Blazers broadcasts and across social media channels. He also joins game-day segments on the Toyota Pregame Show and makes appearances on Trail Blazers Courtside on Monday nights. Hurd came to the Trail Blazers from the Pac 12 Network, where he was a college basketball analyst for four years. In 2014, he began broadcasting games for ESPN as well. From 2008-11, Hurd served as a primary college basketball analyst for Fox Sports Northwest and Root Sports. With these networks, he provided commentary and basketball insight for their studio show, College Hoops Northwest, and also live broadcasts at Pac 12 men's basketball games. Hurd was the starting point guard for Oregon State from 2002-06;

he received All Pac 10 Honors, shared the team's MVP award, and was named to the Pac 10 All Academic first team. In 2006, Lamar won the Pac 10 medal, which is awarded annually to only one male and female student-athlete at each of the conference's institutions who best exemplifies excellence on and off the playing field. He played professional basketball in Germany from 2006-07, but returned to the United States in order to share his love of the game with local kids. He is the Executive Director of the youth organization The Other Side of Basketball, a program that uses the influence of basketball to positively impact lives through integrity, honesty and discipline. Hurd graduated from Oregon State with a degree in Communications. He lives in Oregon with wife Bethany Hurd while his two brothers, Khari and Richard, Mother Marlene and two nieces live in Houston, Texas.





**Brooke  
Olzendam**

## Sideline Reporter

Brooke Olzendam completed her first season in 2016-17 as Sideline Reporter for all home and road Trail Blazers game telecasts. She also serves as the host for digital, web and social content, as well as player feature stories throughout the season. Olzendam joined the Trail Blazers from CSN Northwest, where she served as the All-Purpose Host for the network from 2014-16. She also spent the off-season reporting and hosting for the Pac-12 Network. Previously, Olzendam served as TV Host/Sideline Reporter for Pacers TV Broadcasts. She has performed sideline and reporting duties for CSN Northwest, covering a broad spectrum of sports from professional baseball to horse racing; and hosted pregame and postgame shows for the Trail Blazers. Olzendam began her career covering the University of Washington, both as host of "Huskies All-Access" as well as doing sideline reporting for both football and basketball. She also hosted "Runnin' with the PAC", a nationally televised magazine show focused on the Pac-10 Conference. Born in Spokane, Washington, and a graduate of the Edward R. Murrow School of Communication at Washington State University, Olzendam has a passion for basketball that stems from her father Dave Olzendam, a member of the Washington State Coaches Hall of Fame.



**Jordan Kent**

## Television Studio Host

Jordan Kent begins his second season as Television Studio Host in the 2017-18 season. Alongside Michael Holton, he hosts the Toyota Pregame Show, McDonald's Halftime Show, Postgame Show and Trail Blazers Courtside. In addition to his responsibilities with the Trail Blazers, Kent serves as the host for Talkin' Ducks, #Ducks Football, and Ducks Postgame Live on CSN Northwest. He brings more than 20 years of basketball knowledge to the desk after a successful basketball career that included Oregon first team all-state recognition in high school and three defensive player of the year awards for the University of Oregon men's basketball team. He also received Pac-10 first team All-Academic honors twice during his career. Kent graduated from the University of Oregon in 2006 with a Bachelor's of Science in Business Administration. During his time at Oregon, Kent lettered in three sports - basketball, track and field, and football. During his football career, he earned Pac-10 honorable mention honors

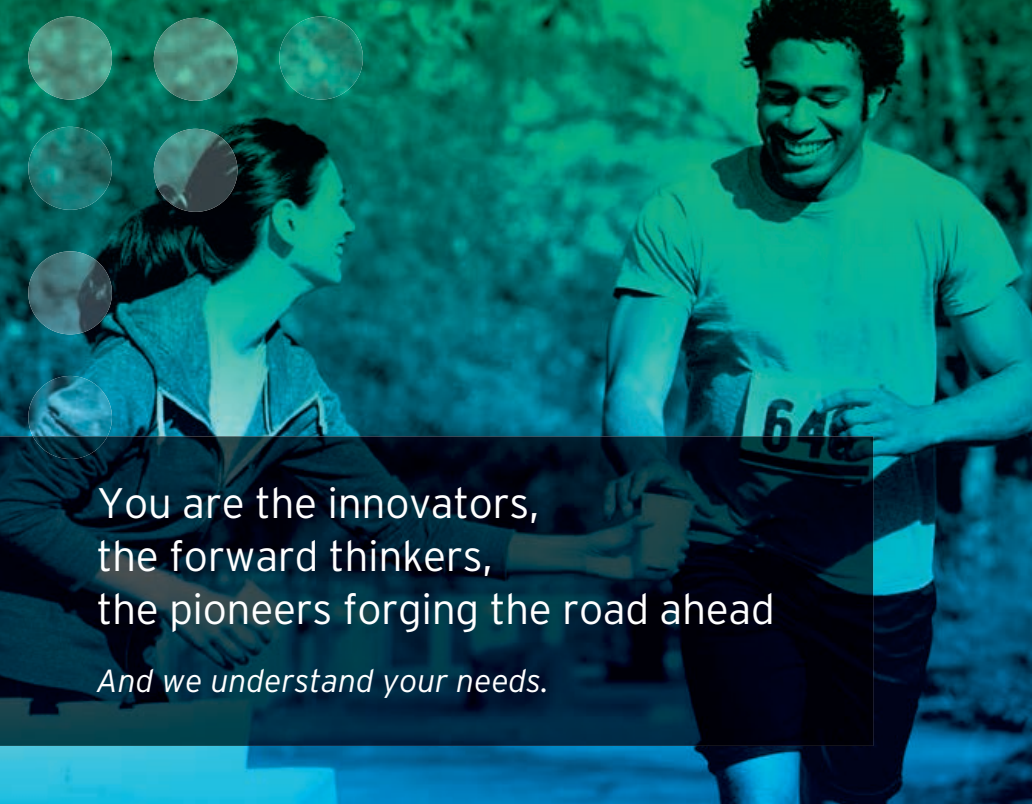
during his senior year before being drafted in the sixth round of the NFL Draft by the Seattle Seahawks and completing a 3-year NFL career with Seattle and St. Louis. In his free time, Jordan enjoys spending time with his wife Tiffany as they travel and cook recipes for her blog. In addition, the two of them host the Jordan Kent Skill Camps every summer, where they work with more than 1,000 kids across the state.



**Michael  
Holton**

## Television Studio Analyst

Former Trail Blazer Michael Holton begins his 11th season with the Trail Blazers as an in-studio analyst and his first full season as the home game radio analyst. Holton also hosts Trail Blazers Courtside along with Jordan Kent. Prior to his current role, Holton served as a radio analyst for the Trail Blazers and was also a color analyst for ESPN's coverage of NCAA basketball. In addition, Holton served as a co-host on 750 KXL's "Ducks Rewind," a weekly show analyzing Oregon Ducks men's basketball. Holton has also worked for NBC/KGW-TV and 1080 The Fan. After retiring from the NBA, Holton served as head coach of the University of Portland from 2001-06. Prior to that, Holton served as an assistant coach for Pasadena City College (1993-94), Oregon State University (1995-96) and UCLA (1996-01). Holton began his NBA career as a third-round selection by the Golden State Warriors in the 1983 NBA Draft but did not play until the 1984-85 season when he suited up for Phoenix. In six seasons, Holton played for the Suns, Bulls, Trail Blazers and Hornets. Holton played in 325 NBA games, averaging 6.2 points, 1.4 rebounds and 3.0 assists. Before beginning his professional career, the Seattle native earned his degree from UCLA, where he was a four-year letter winner for the basketball team from 1979-1983.



You are the innovators,  
the forward thinkers,  
the pioneers forging the road ahead

*And we understand your needs.*

For more than a decade, First Tech has served the employees and families of the world's most innovative companies, including Intel, Nike, Tektronix, Pacific Office Automation, and Comcast.

### **We offer the best of both worlds**

The people who create the future need a partner who keeps up with them, every step of the way. That's why we offer a member-centric, not-for-profit experience that can connect you to lower loan rates, higher deposit rates, and fewer fees than traditional banks.

FIRST TECH FEDERAL CREDIT UNION:  
THE OFFICIAL CREDIT UNION PARTNER OF THE PORTLAND TRAILBLAZERS.

**[firsttechfed.com/Innovators](http://firsttechfed.com/Innovators)**

**First  Tech<sup>®</sup>**  
federal credit union

Federally insured by NCUA



**Bill Schonely**

## Founding Broadcaster/Ambassador

"Mr. Rip City," aka Bill Schonely, is serving as the Trail Blazers family's Founding Broadcaster/Ambassador for the 14th year. "The Schonz," who was the voice of the Trail Blazers during their birth in 1970 and the team's championship run in 1977, is in his 48th year of association with the franchise. Schonely coined the phrase "Rip City" in a game against the Lakers in the 1970-71 first season of Trail Blazer basketball, which has since become a nickname for both the Trail Blazers and the city of Portland. In 2014, KPOJ sports radio rebranded as "Rip City Radio" after Schonely's famous phrase. He currently serves in a variety of ways as the organization's ambassador to the community. The legendary broadcaster was recognized by the Naismith Memorial Basketball Hall of Fame with the Curt Gowdy Media Award during the 2012 Hall of Fame reunion dinner in Springfield, Mass. The prestigious award is presented annually to members of the print and electronic media whose longtime efforts have made a significant contribution to the game

of basketball. Schonely then received the Special Achievement Award at the 2013 Governor's Gold Awards. The Oregon Association of Broadcasters also recognized Schonely with the 2012 Tom McCall Award, named after the former Oregon governor. In 2009 alone, the local legend was named Portland First Citizen by the Portland Metropolitan Association of Realtors, Grand Marshall of the Rose Festival Starlight and Grand Floral Parades, and had the "Bill's Kids Fund" established in his name by Providence Child Center to honor his longstanding dedication to and compassion for the medically fragile children who call the center home. The city of Portland declared April 3, 2010, a day of appreciation for Schonely. His most recent achievement includes being inducted into the Oregon Historical Society as a 2017 Oregon History Maker, being honored as someone who helped to define the great state of Oregon. Schonely's 30 years behind the microphone was the second-longest tenure in the NBA at the time to the late Chick Hearn, the legendary voice of the Lakers. Schonely's popularity has prompted the city councils and mayors of Portland, Vancouver, Wash., Lake Oswego and Gresham to pass resolutions calling for his inclusion into the Hall. Schonely called his last Trail Blazers game on April 30, 1998, a first round playoff contest with the L.A. Lakers. The next two years he hosted Rip City TV specials and provided sideline commentary during BlazerVision telecasts. He was courtside calling the action when Portland played its first-ever preseason game on Sept. 24, 1970, in Longview, Wash., and over the next three decades did the play-by-play for close to 3,000 Trail Blazers contests home and away. Schonz was honored as Oregon's Sportscaster of the Year in 2003, 2001 and 1997 by the National Sportscasters and Sportswriters Association. He has also been named Broadcaster of the Year by the Oregon Association of Broadcasters and three times has been honored as the state's Sportscaster of the Year by the OAB. In 1998, the OAB established an annual college scholarship in Schonely's name for aspiring sports broadcasters and writers. In 2002, he was inducted into the Oregon Sports Hall of Fame. A native of Norristown, Pa., he served in the Marine Corps and did a sports show for Armed Forces Radio overseas before going to work for radio station KVI in Seattle. He was the voice of the Seattle Totems hockey team in the Western Hockey League. He also did University of Washington football, Seattle Angels baseball, the Oakland Seals in the National Hockey League and Major League Baseball's Seattle Pilots. After the Pilots moved to Milwaukee in 1970, the Portland Trail Blazers came calling. Schonely is involved in helping support numerous charitable causes, including the American Heart Association and Life Flight, and is a board member of the Providence Child Care Center Foundation. Bill and his wife, Dottie, live in Charbonneau.



Bill Schonely (left) is entering his 48th year of involvement with the Trail Blazers organization. "The Schonz" served as the voice of Rip City for 28 years from 1970-98.





**EVEN TOUGHER.  
EVEN SMARTER.  
EVEN MORE CAPABLE.**

**INTRODUCING THE NEW 2018 FORD F-150**

YOUR LOCAL FORD STORE | [BUYFORDNOW.COM](http://BUYFORDNOW.COM)



**Your Local Ford Store is a Proud  
Sponsor of the Portland Trail Blazers**

\*Try to avoid water higher than the bottom of the hubs and proceed slowly. Refer to your owner's manual for detailed information regarding driving through water.

# TRAIL BLAZERS SPECIALTY LICENSE PLATE AVAILABLE NOW



Each order supports statewide youth initiatives through the Trail Blazers Foundation.  
See your local Oregon DMV today.

---

Visit [trailblazers.com/plates](https://trailblazers.com/plates) for more information





**HOME OF THE  
TRAIL BLAZERS**

 [NBCSPORTSNORTHWEST.COM](http://NBCSPORTSNORTHWEST.COM)



Jay Allen  
[RIP CITY RADIO]



Joe Becker  
[KATU]



Stan Brock  
[KOIN]



John Canzano  
[OREGONIAN]



Chad Doing  
[RIP CITY RADIO]



Kerry Eggers  
[PORTLAND TRIBUNE]



Joe Freeman  
[OREGONIAN]



Casey Holdahl  
[TRAILBLAZERS.COM]



Dwight Jaynes  
[NBC SPORTS NW]



Nick Krupke  
[KPTV]



Sean Meagher  
[OREGONIAN]



Anne Peterson  
[ASSOCIATED PRESS]



Jason Quick  
[NBC SPORTS NW]



Mike Richman  
[OREGONIAN]



Orlando Sanchez  
[KGW]



Dan Sheldon  
[NBC SPORTS NW]



PACKOUZ *Jewelers*  
by R MAHLER

522 SW BROADWAY | [PACKOUZJEWELERS.COM](http://PACKOUZJEWELERS.COM)





# BLAZERDANCERS



Alexis



Anna



Candice



Cianna



Emmy



Erika



Lana



Jackie



Jasmine



JennaLea



Jenny



Kaila



Maria



Lindsay



Natalie



Royesha



Ben



Deanna



Emily



Erich



Jamie



Jason



Josh



Katie



Kristin



Khrystian



Kyle



Rosemary



Kenzie



Mariah



Michelle



Nolan



Sean



Trevor

# Play and stay healthy



**Legacy Health** is happy to join the **Portland Trail Blazers** in supporting NBA FIT. It's the perfect way to get on track and eat right, sleep well and keep moving.

With hospitals and clinics throughout the greater Portland area, serving communities from Vancouver to Silverton, we're your local, nonprofit choice for better health.

Legacy is proud of our role in keeping the team — and the community — in the game.

**Our legacy is yours.**

AD-1293 ©2017

EMANUEL Medical Center	GOOD SAMARITAN Medical Center	MERIDIAN PARK Medical Center	MOUNT HOOD Medical Center
SALMON CREEK Medical Center	RANDALL CHILDREN'S HOSPITAL Legacy Emanuel	SILVERTON Medical Center	LEGACY MEDICAL GROUP
LEGACY HEALTH PARTNERS	LEGACY HOSPICE	LEGACY LABORATORY	LEGACY RESEARCH

# BLAZE



## **SPECIES**

Trail Cat

## **ADOPTED**

Spring 2002

## **BIRTHPLACE**

Mt. Hood, Oregon

## **ROLE MODEL**

Tigger (another fun loving, one of a kind feline!)

## **BEST FRIENDS**

Trail Blazers, BlazerDancers, and Trail Blazers Fans everywhere.

## **FAVORITE THINGS TO DO**

Cheer for the Trail Blazers, dance, go crazy and read every night before going to bed.

## **FAVORITE MUSICIANS**

The Stray Cats, John Cougar Mellencamp, Cat Stevens, and the Animals.

## **FAVORITE MOVIES**

The Lion King, Born Free, The Pink Panther and Fast and the Furry-ous.

## **FAVORITE FOODS**

Laker fans (kinda chewy...tastes like chicken), and pan seared sea bass.

## **PET PEEVES**

Tail pullers, leash laws, fur balls and trips to the vet.

**FUN IS MY BUSINESS...AND BUSINESS IS GOOD!**



# PRACTICE FACILITY



Practice Facility Court

## About the Facility

The Portland Trail Blazers Practice Facility is located 15 minutes from downtown Portland. The facility, which opened in 1999, is one of the top training centers in the National Basketball Association. During the summer of 2013, the building underwent a major renovation and expansion adding more than 4,000 square feet, and increasing the total size of the facility to more than 38,000 square feet, making it among the largest training centers in the NBA. The facility encompasses two full-sized basketball courts, three spacious locker rooms including a new team locker room, basketball operations staff offices, a state-of-the-art video workroom, a new sports performance room, new massage facilities and large therapeutic pools. The facility, which is open 24/7, 365 days a year to the team's players, also includes a lounge, kitchen, dining hall, digital theater, conference center, media work room and barber shop.

## Directions

### From downtown Portland:

- Take I-5 South, approx. 10 miles
- Take exit 290 for Lower Boones Ferry Road toward Durham, 0.2 miles
- Turn right at Lower Boones Ferry Road, 0.1 miles
- Turn left at SW Lower Boones Ferry Road, 0.5 miles
- Turn left at SW Childs Road, 0.1 miles



Digital Theater



Sports Performance Room

7325 SW CHILDS RD.  
PORTLAND, OR 97224

503.797.9999



Lobby



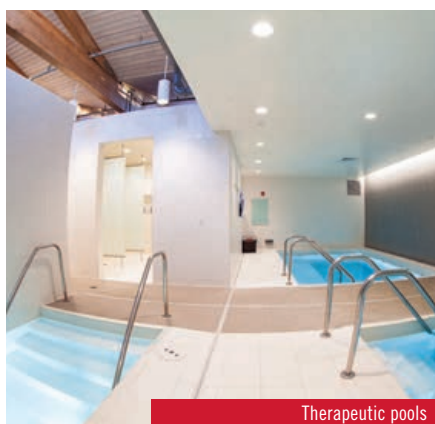
Team Locker Room



Training Room



Dining Room



Therapeutic pools

# THE MODA CENTER

ONE CENTER COURT, PORTLAND, OR 97227



Moda Center Announcement

On August 13, 2013, the Portland Trail Blazers and Moda unveiled a community partnership that changed the name of the arena to the Moda Center. Two of Oregon's most dynamic and innovative companies, the Trail Blazers and Moda banded together in a 10-year partnership that has energized Portland's hub for sports and entertainment, creating an urban showcase for healthy, active living. The two partners have developed a diverse set of initiatives and facility enhancements that serve as key connectors for the community and the venue.



Sphere



Party Suite



Rip City United



Courtside Club





**IN 2010, THE MODA CENTER BECAME THE FIRST LEED GOLD CERTIFIED SPORTS VENUE. THIS CERTIFICATION, AWARDED BY THE U.S. GREEN BUILDING COUNCIL IDENTIFIES AND REWARDS BEST PRACTICES FOR A BUILDING'S ENERGY, WATER AND NATURAL RESOURCE PERFORMANCE.**

HERE ARE SOME OF THE WAYS THE MODA CENTER IS WORKING WITH PARTNERS TO ADVANCE TOWARDS OUR 2025 ENVIRONMENTAL SUSTAINABILITY GOALS:

## WASTE

- We recycle all recycle-able materials that we generate in partnership with Republic Services. We also give usable materials locally to The Rebuilding Center and donate reusable restaurant equipment to Roses Equipment and Supply.

- We compost all of our non-reusable food and food scraps in partnership with StalkMarket using their compostable flatware and utensils. We work with DeSantis Landscapes to use our compost in our Rose Quarter landscaping.

- We believe that no one should go hungry, so we have teamed up with Urban Gleaners, and Levy Restaurants to make sure all excess food from the Moda Center goes to help alleviate hunger of local children and families.

## ENERGY

- As a solar power provider, Legend Solar is committed to saving energy through solar power initiatives and supporting the communities in which they do business. Through their partnership with the Trail Blazers and Trail Blazers Energy Green Game, they are able to help improve the quality of people's lives through education about solar power.

- We have completed 53 energy related projects with Energy Trust of Oregon, saving us 4.3M kWh of electricity.

- The Moda Center participates in the blue sky energy program through our partnership with Pacific Power, which supports the purchase of 100% renewable energy, to offset our energy usage.

- We offset all of our natural gas use through Bonneville Environmental Foundation and Wildlife Works - their verified offset programs preserve threatened forests, protect endangered wildlife, and uplift forest communities.

## FOOD

- We conscientiously source, prepare, serve, and dispose of our food, with 26% of our food sourced locally, more than 70% of our beer crafted locally, and have donated over 20,000 meals to food insecure families in our region.

## WATER

- We balance our water use in partnership with Wells Fargo through the Bonneville Environmental Foundation's Change the Course Program

## TRANSPORTATION

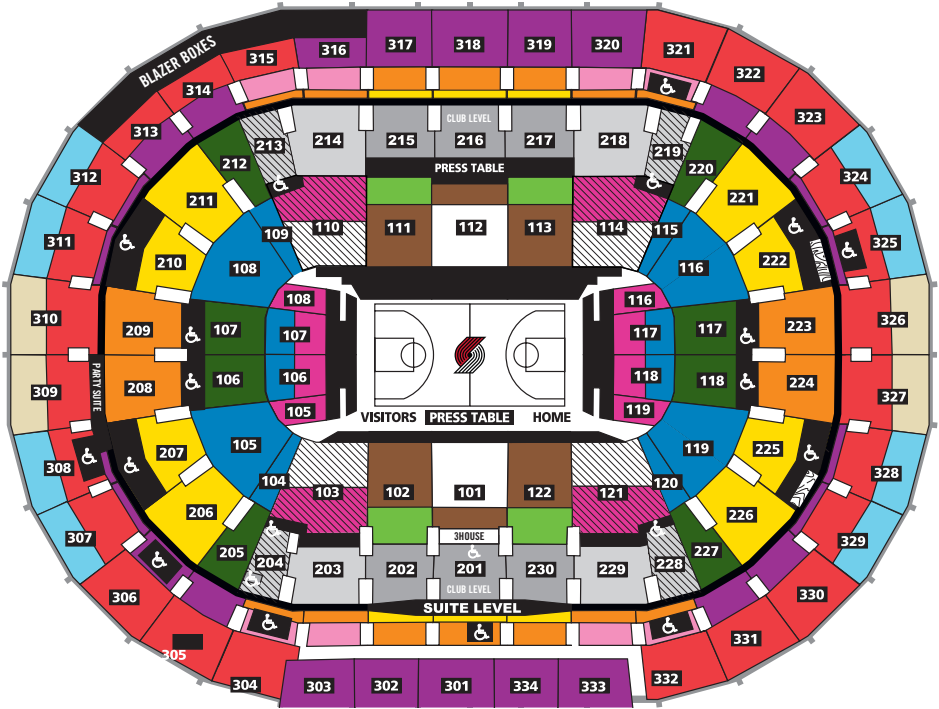
- We partner with Uber to incentivize carpooling to our events
- Christenson Electric sponsors 26 EV charging stations



NBA Cares is the league's global social responsibility program that builds on the NBA's mission of addressing important social issues. NBA Cares programs and participants have provided more than 4.1 million hours of hands-on service and created more than 1,115 places where kids and families can live, learn or play in communities around the world. The NBA also engages more than 18 million youth annually, inspiring play and teaching the values of the game. NBA Cares works with internationally recognized youth-serving programs that support education, youth and family development, and health-related causes, including: Thurgood Marshall College Fund, Special Olympics, YMCA of the USA, Boys & Girls Clubs of America, UNICEF, the Make-A-Wish Foundation, Share Our Strength and GLSEN.



# MODA CENTER SEATING



For Tickets call: **844.RIP.CITY**  
or visit: **trailblazers.com**



The Moda Center is accessible  
to people with disabilities.  
For Accessible Seating, call  
800.797.0000 / TTY 503.232.1101

# GAME SCHEDULE



## OCTOBER / 2017

SUN	MON	TUE	WED	THU	FRI	SAT
1	2	3 <b>PHX</b> 7:00PM	4	5 <b>TOR</b> 7:00PM	6	7
8 <b>LAC</b> 12:30PM	9 <b>SAC</b> 7:00PM	10	11 <b>PHX</b> 7:00PM	12	13 <b>MCH</b> 7:00PM	14
15	16	17	18 <b>PHX</b> 7:00PM	19	20 <b>IND</b> 4:00PM	21 <b>MIL</b> 5:30PM
22	23	24 <b>NOP</b> 7:00PM	25	26 <b>LAC</b> 7:00PM	27	28 <b>PHX</b> 7:00PM
29	30 <b>TOR</b> 7:00PM	31				

## NOVEMBER / 2017

SUN	MON	TUE	WED	THU	FRI	SAT
			1 <b>UTA</b> 6:00PM	2 <b>LAL</b> 7:30PM	3	4
5 <b>OKC</b> 6:00PM	6	7 <b>MEM</b> 7:00PM	8	9	10 <b>BKN</b> 7:00PM	11
12	13 <b>DEN</b> 7:30PM	14	15 <b>ORL</b> 7:00PM	16	17 <b>SAC</b> 7:00PM	18 <b>SAC</b> 7:00PM
19	20 <b>MEM</b> 5:00PM	21	22 <b>PHI</b> 7:00PM	23	24 <b>BKN</b> 9:00PM	25 <b>WAS</b> 4:00PM
26	27 <b>NYK</b> 4:30PM	28	29	30 <b>MIL</b> 7:00PM		

## DECEMBER / 2017

SUN	MON	TUE	WED	THU	FRI	SAT
					1	2 <b>NOP</b> 7:30PM
3	4	5 <b>WAS</b> 7:00PM	6	7	8	9 <b>HOU</b> 7:00PM
10	11 <b>GSW</b> 7:30PM	12	13 <b>MIA</b> 4:30PM	14	15 <b>ORL</b> 4:00PM	16 <b>CHA</b> 4:30PM
17	18 <b>MIN</b> 5:00PM	19	20 <b>SAS</b> 7:00PM	21	22 <b>DEN</b> 7:00PM	23 <b>LAL</b> 6:30PM
24	25	26	27	28 <b>PHI</b> 7:30PM	29	30 <b>ATL</b> 4:30PM

## JANUARY / 2018

SUN	MON	TUE	WED	THU	FRI	SAT
	1 <b>CHI</b> 5:00PM	2 <b>CLE</b> 4:00PM	3	4	5 <b>ATL</b> 7:00PM	6
7 <b>SAS</b> 6:00PM	8	9 <b>OKC</b> 5:00PM	10 <b>HOU</b> 5:00PM	11	12 <b>NOP</b> 5:00PM	13
14 <b>MIN</b> 6:00PM	15	16 <b>PHX</b> 7:00PM	17	18 <b>IND</b> 7:00PM	19	20 <b>DAL</b> 7:30PM
21	22 <b>DEN</b> 6:00PM	23	24 <b>MIN</b> 7:00PM	25	26 <b>DAL</b> 5:30PM	27
28	29	30 <b>LAC</b> 7:30PM	31 <b>CHI</b> 7:00PM			

## FEBRUARY / 2018

SUN	MON	TUE	WED	THU	FRI	SAT
				1	2 <b>TOR</b> 4:30PM	3
4 <b>BOS</b> 9:00AM	5 <b>DET</b> 4:30PM	6	7	8 <b>CHA</b> 7:00PM	9 <b>SAC</b> 7:30PM	10
11 <b>UTA</b> 6:00PM	12	13	14 <b>GSW</b> 7:30PM	15	16	17
18	19	20	21	22	23 <b>UTA</b> 6:00PM	24 <b>PHO</b> 6:00PM
25	26	27 <b>SAC</b> 7:00PM	28			

## MARCH / 2018

SUN	MON	TUE	WED	THU	FRI	SAT
				1 <b>MIN</b> 7:30PM	2	3 <b>OKC</b> 7:00PM
4	5 <b>LAL</b> 7:30PM	6 <b>NYK</b> 7:00PM	7	8	9 <b>GSW</b> 7:00PM	10
11	12 <b>MIA</b> 7:30PM	13	14	15 <b>CLE</b> 7:00PM	16	17 <b>DET</b> 7:00PM
18 <b>LAC</b> 7:30PM	19	20 <b>HOU</b> 7:30PM	21	22	23 <b>BOS</b> 7:00PM	24
25 <b>OKC</b> 4:00PM	26	27 <b>NOP</b> 5:00PM	28 <b>MEM</b> 5:00PM	29	30 <b>LAC</b> 7:30PM	31

## APRIL / 2018

SUN	MON	TUE	WED	THU	FRI	SAT
1 <b>MEM</b> 6:00PM	2	3 <b>DAL</b> 5:30PM	4	5 <b>HOU</b> 5:30PM	6	7 <b>SAS</b> 6:00PM
8	9 <b>DEN</b> 6:00PM	10	11 <b>UTA</b> 7:30PM	12	13	14

\*PRESEASON GAME / ALL TIMES PACIFIC

HOME

AWAY

# Having a smart game plan can help you score success



When you're trying to reach your goals for financial success, we can help you stay ahead of the game with a wide range of financial options. Call, click, or stop by and talk with a banker.

**Go Blazers!**

**wellsfargo.com**

© 2017 Wells Fargo Bank, N.A.  
All rights reserved. (4726601\_21052)

**Together we'll go far**





[modahealth.com](https://modahealth.com)



**Better** health plans  
for the real you

**moda**  
HEALTH

Health plans in Oregon and Alaska provided by Moda Health Plan, Inc. Dental plans in Oregon provided by Oregon Dental Service, dba Delta Dental Plan of Oregon. Dental plans in Alaska provided by Delta Dental of Alaska. 26838223 (8/17)