



2015/16 MEDIA GUIDE





301 West South Temple • Salt Lake City, Utah 84101 • 801-325-2500

Editor:	Jonathan Rinehart
Assistant Editors:	Caroline Burleson, Derek Garduño
Editorial Assistance:	Patti Balli, Gina Calvert, Geoff Langham, Justin Trujillo, Frank Zang
Art and Production:	James Kenison, Yvonne Zhou, Saxton Home Communications
Photography:	Brent Asay, Melissa Majchrzak, NBA Photos/Getty Images
Printing:	Molding Box Inc., Draper, UT

Special thanks to Chris Thorn, Bob Rosen and the Elias Sports Bureau.

All NBA and team insignia depicted in this publication are the property of NBA Properties, Inc. and the respective teams of the NBA and may not be reproduced for commercial purposes without the prior written consent of NBA Properties, Inc.

The information contained in this publication was compiled by the Utah Jazz and is provided as a courtesy to our fans and the press and may be used only for personal or editorial purposes. Any commercial use of this information is prohibited without the prior written consent of the Utah Jazz. Copyright © 2015 Utah Jazz

MEDIA INFORMATION

Media Policy.....	4-5
-------------------	-----

FRONT OFFICE 6

Staff Directory.....	6-7
Gail Miller.....	8
Steve Starks.....	9
John Larson.....	10
Jim Olson.....	11
Randy Rigby.....	12
Craig Sanders.....	13
Don Stirling.....	14
Executive Staff.....	15-16

BASKETBALL OPERATIONS 17

Dennis Lindsey.....	18
Walt Perrin, Justin Zanik.....	19
David Fredman, Richard Smith.....	20
Quin Snyder.....	21
Johnnie Bryant, Alex Jensen.....	22
Brad Jones, Igor Kokoskov.....	23
Antonio Lang, Mike Wells.....	24
Jeff Watkinson.....	25
Jerry Sloan.....	26
Kevin O'Connor.....	27
Mark McKown.....	28
Isaiah Wright, Brian Zettler.....	29
Nick Asay, Doug Birrell.....	30
Basketball Operations Team.....	31
Idaho Stampede.....	32

BROADCAST/MEDIA 33

Broadcast Information.....	34
Craig Bolerjack.....	35
Matt Harpring, Steve Brown.....	36
David Locke, Ron Boone.....	37
Additional Broadcasters.....	38
Nelson Morán, Isidro Lopez, Nicole Hernández.....	39
Frank Zang, Jonathan Rinehart.....	40
Derek Garduño, Caroline Burseson.....	41
Local Media Outlets.....	42

PLAYERS 43

2015-16 Utah Jazz Roster & Breakdown.....	44-46
Trevor Booker.....	47-49
Trey Burke.....	50-51
Alec Burks.....	52-53
Jack Cooley.....	54-55
Bryce Cotton.....	56-57
Danté Exum.....	58-59
Derrick Favors.....	60-62
Rudy Gobert.....	63-64
Treveon Graham.....	65
Gordon Hayward.....	66-68
Rodney Hood.....	69-70
Joe Ingles.....	71-72
Grant Jerrett.....	73-74
Chris Johnson.....	75-76
Trey Lyles.....	77
Elijah Millsap.....	78-79
Raul Neto.....	80
JJ O'Brien.....	81
Tibor Pleiss.....	82
Jeff Withey.....	83-84
Regular Season Career Highs.....	85
Draft Rights.....	86
Playoff Career Highs.....	87
The Last Time.....	88-89

2014-15 SEASON IN REVIEW 91

Team Photo.....	92
2014-15 Season Notables.....	93
Final Composite Statistics.....	94-95
Game-by-Game Results.....	96
Miscellaneous Statistics.....	97
Lineups, Team Leaders.....	98
Games Missed.....	99
Individual Season Single-Game Highs.....	100
Team Season Single-Game Highs and Lows....	101-102

TABLE OF CONTENTS

RECORDS

103

Home and Road Records, Records by Month	104
Records vs. Opponents, Record by Division/Conference	105
Jazz/Opponent Season-by-Season Statistics	106-107
Game-by-Game Won/Lost Records	108-109
Longest Winning and Losing Streaks	110-111
Point Differentials	112-113
Record at All-Star Break	114
Season Openers	116-117
Home/Road Openers	118-119
Overtime Records	120-121
Most/Fewest Points Scored/Allowed	122
Biggest Wins and Losses	123
Largest Comebacks/Blown Leads	124
Longest and Shortest Games	125
Attendance	126-127
Coaching Records	128-129
All-Time Career Records	130-131
All-Time Season Highs	132-133
Rookie Records	134-135
All-Time Individual Highs	136-137
All-Time Team Highs and Lows	138-139
All-Time Opponent Highs and Lows	140-141
Season-by-Season Leaders	142-143
Starting Lineups/Games Lost to Injury	144-145
Jazz Among NBA Top-10 Statistical Leaders	146
Jazz Top Individual Performances	147-153
Opponent Top Individual Performances	154-158
Miscellaneous Performances	159

HISTORY

161

Season By Season	162-243
All-Time Transactions	244-267
History of the Jazz Name and Logo	268
Retired Numbers	269-273
Larry H. Miller	274
All-Time Draft Choices	276-278
Award Winners	279-280
All-Star Participants	281-284
All-Time Players	285-343
All-Time Numerical Roster	344-345
All-Time Roster by College	346-348
All-Time Roster Breakdown	349
All-Time Jazz Olympians	350

PRESEASON

353

2015 Preseason Schedule	354
All-Time Preseason Records	355
All-Time Preseason High and Lows	356
All-Time Preseason Results	357-364

PLAYOFFS

365

All-Time Playoff Results	366
All-Time Playoff Game-by-Game Records	367
Playoff History	368-375
Year-by-Year Playoff Statistics	376-384
Career Playoff Records	384-385
Single-Season Playoff Records	386-387
Jazz Playoff Individual Highs	388
Opponent Playoff Individual Highs	389
Jazz Playoff Team Highs and Lows	390-391
Opponent Playoff Team Highs and Lows	392-393
Jazz Top Individual Playoff Performances	394-395
Opponent Top Individual Playoff Performances	396-397
Miscellaneous Playoff Records	398

NBA

399

2014-15 Standings/Playoff Results	400
2014-15 Statistical Leaders	401
2014-15 Award Winners	402
NBA Directory	403
NBA Development League	404
2014-15 Officiating Staff/Key Dates	405
NBA Cares	406

OPPONENTS

407

Team-by-Team Opponent Information	408-465
---	---------

TEAM INFORMATION

467

Jazz in the Community	468-469
Larry H. Miller Charities, Jazz Bear	470
America First Jazz Dancers	471
Vivint Smart Home Arena	472-473
Zions Bank Basketball Center	474

DEAR MEMBERS OF THE MEDIA,

Welcome to the 2015-16 Jazz season. The Utah Jazz communications department has compiled this guide to ensure that you have the most accurate information available as you cover the team.

As you tell the stories of the Jazz team and the entire organization, the communications staff is ready and able to help you in any way we can.

We appreciate your coverage and good luck with your reporting.

UTAH JAZZ COMMUNICATIONS STAFF

Jonathan Rinehart, Vice President of Communications
(801) 325-2571 jrinehart@utahjazz.com

Derek Garduño, Director of Communications
(801) 325-2316 dgarduno@utahjazz.com

Caroline Burleson, Manager of Communications
(801) 325-2583 cburleson@utahjazz.com

Frank Zang, Senior Vice President of Communications
(Larry H. Miller Sports & Entertainment)
(801) 325-2570 frank.zang@utahjazz.com

Patti Balli, Director of Community Relations
(801) 325-2572 pballi@utahjazz.com

Gina Calvert, Manager of Corporate Communications
(801) 325-2319 gina.calvert@utahjazz.com

PRACTICE HOTLINE (801) 325-BALL (2255)



JONATHAN RINEHART



DEREK GARDUÑO



CAROLINE BURLESON



FRANK ZANG



PATTI BALLI
Community Relations



GINA CALVERT
Corporate Communications

VIVINT SMART HOME ARENA

Vivint Smart Home Arena is located just two blocks west of the heart of downtown Salt Lake City. The main entrance is located on the corner of 300 West and South Temple. Coming from Salt Lake International Airport (approximately 10 minutes away), take North Temple to either 400 West or 300 West, turn right and proceed one block. The mailing address for Vivint Smart Home Arena is 301 West South Temple, Salt Lake City, Utah 84101.

PRESS CREDENTIALS

Two credentials are honored for admission to Vivint Smart Home Arena: Jazz season media passes and Jazz single-game media passes (good for date specified). Media members may apply for credentials by emailing pr@utahjazz.com. All credentials are issued on a priority basis to major local, national and international media. Requests for single-game credentials must be made at least 24 hours in advance. Media with Jazz season passes or NBA passes are asked to contact the Jazz to

ensure appropriate accommodations. When applying for the first time, requests from magazines and weekly newspapers must be in writing on company letterhead and must include copies of the publications (if applicable). Freelance reporters and photographers applying for credentials must provide the Jazz with story-assignment information from their editor prior to receiving credentials. International requests must be approved by the NBA International Public Relations staff in New York. Credentials are non-transferable and do not guarantee a seat. When in Vivint Smart Home Arena, credentials must be worn and visible to security staff at all times. Autographs are not allowed during media access times. The Jazz reserve the right to revoke credentials at any time for any reason.

PRESS ENTRANCE

The Vivint Smart Home Arena press will-call and arena entrance is located off of South Temple and 300 West in the ticket lobby on the second level (below Door 5). No access will be allowed through public doors. Media should use stairwell #3 to access the press room.

PRESS PARKING

The Utah Jazz does not provide parking for the media. It is recommended that you walk to the arena, take TRAX or park in a pay-lot near the arena.

HOT ROD HUNDLEY MEDIA CENTER

The Hot Rod Hundley Media Center is in room 149 on Level One, centrally located between the Jazz and visiting team locker rooms, near both stairwell #4 and elevator #4. Only members of the working media with credentials for the game are admitted to the press room. The press room serves as both a dining and working area during the regular season. The press room is equipped with telephones, wireless internet, electrical outlets and televisions for media use only. The Jazz rely on media members to maintain a courteous, professional atmosphere in the press room at all times. Children and non-working press are not allowed in the press room.

PRESS SEATING

There are five different locations for media seating within Vivint Smart Home Arena. Please refer to the posted seating maps in the press room for seating assignments. Press seating is located in section 7 (radio/stats), courtside and row 27; section 4, platform; section 10, platform; section 9, rows 26-29. Media should use elevator #4 or stairwell #4 when accessing the concourse level from floor level. Wireless internet access is located throughout the arena.

STATISTICAL SERVICES

Game notes and other pertinent statistical information will be in the press room 90 minutes before tipoff. Play-by-play, quarter, halftime and final boxscore sheets will be distributed in all press areas. Out of town scores will be delivered to broadcast crews on press row and will be displayed on scoreboards within the arena. Quote sheets will be available in the press room as soon as possible following the game.

ONLINE PRESS ROOM

The Utah Jazz have a Web site dedicated solely for the media's use. The site (<http://pressroom.utahjazz.com>) features easy access to the most current Jazz game day information, audio files from Jazz practices and games, game notes, press releases, league public relations contacts and daily media availability times. The site is updated daily in an effort to provide the latest information on the team. The online press room is password protected and restricted to media who cover the Jazz and the NBA. To obtain access, please contact the Jazz communications department pr@utahjazz.com.

TELEPHONE LINES

Courtesy telephone lines are provided for media in the press room and at press seating locations. Media members wishing their own phone lines should contact the Utah Jazz IT department at (801) 325-2120.

LIVE SHOTS

Television stations producing live shots from Vivint Smart Home Arena must inform Jonathan Rinehart in the Jazz communications department. Live shots must be concluded no later than 30 minutes prior to game time.

TELEVISION CAMERA LOCATIONS

Television camera locations are available in approximately 16 different areas around the building. For more information on camera locations in Vivint Smart Home Arena, contact Jazz executive director of broadcasting, Travis Henderson, at (801) 238-6464.

PHOTO/VIDEO

Per NBA rules, entering the 2015-16 season only outlets specified from the league are permitted to shoot from court-side photo lanes. An alternate upper photo area located at the top of section 4 has been established for local TV cameras and photographers to utilize during games. Flash photography is strictly prohibited. Rubber lens shades are required for all photographers and video and film crews who are authorized to shoot NBA game action. The Jazz ask that photographers please be considerate of season ticket holders behind them. **Still photographers are not permitted in the locker rooms.**

LOCKER ROOMS

As per NBA regulations, the Jazz and visiting locker rooms are open 75 minutes prior to game time and close 45 minutes before the start of the game. For example, the locker rooms will be open from 5:45 to 6:15 p.m. for a 7 p.m. game. Both locker rooms may be opened 10 minutes, or earlier, but no later than 15 minutes after the conclusion of the game. The visiting team's head coach will generally conduct postgame interviews outside the visitor's locker room. Coach Snyder will be available in the Jazz interview room (room 145) for both pregame and postgame media availability. Still photographers are not permitted in the locker rooms. Cell phone use by the media is prohibited inside team locker rooms. The Jazz will rely on the media to maintain a courteous, professional atmosphere in the locker room at all times. **NO AUTOGRAPHS ARE ALLOWED DURING INTERVIEW PERIODS.** Failure to comply with these rules may result in the forfeiture of your credential.

PRACTICE

Unless otherwise announced, the Jazz home practice time for shootarounds is 10 a.m. MT and on non-game days is 11 a.m. MT. All practices are open to the media for 15 minutes with players and coaches available for interviews after practice. All shootarounds are closed to the media with interview opportunities available afterwards. Non-game day practices and home shootarounds are held at the Zions Bank Basketball Center (1414 S. 500 W.). **Please call the practice hotline at (801) 325-BALL (2255) or visit the Online Press Room to confirm practice locations and times.**

EXECUTIVE OFFICE

Larry H. Miller Group of Companies, Owner	Gail Miller
President, Larry H. Miller Sports & Entertainment	Steve Starks
Chief Financial Officer	John Larson
Chief Operating Officer	Jim Olson
President, Utah Jazz	Randy Rigby
Chief Marketing Officer	Craig Sanders
Chief Revenue Officer	Don Stirling
President, Megaplex	Blake Anderson
Fanzz General Manager	Darren Squires
General Counsel	Sam Harkness
Executive Administrator	Charlene Petersen
Executive Assistant	Nicole Jones
Administrative Assistant	Tiffany Watkins

BASKETBALL OPERATIONS

General Manager	Dennis Lindsey
Vice President of Player Personnel	Walt Perrin
Assistant General Manager	Justin Zanik
Head Coach	Quin Snyder
Assistant Coaches	Johnnie Bryant, Alex Jensen, Brad Jones, Igor Kokoskov, Antonio Lang, Mike Wells
Assistant Coach/Integrated Player Development	Jeff Watkinson
Director of Sports Science/Assistant Coach	Mark McKown
Head Strength & Conditioning Coach	Isaiah Wright
Senior Basketball Advisors	Kevin O'Connor, Jerry Sloan
Head Athletic Trainer	Brian Zettler
Assistant Athletic Trainer	Nick Asay
Manager of Basketball Strategy/Technology	Zach Guthrie
Player Development/Video Analyst	Lamar Skeeter
Massage Therapist	Doug Birrell
Equipment Manager	Adam Klauke
Executive Director of Basketball Operations	Richard Smith
Director of Pro Player Personnel	David Fredman
Scouting Coordinator	Bart Taylor
Player Personnel/Player Programs Coordinator	Andrae Patterson
Coordinator of Analytics	Taylor Snarr
Basketball Operations Coordinator	Andrew Mealey
Team Physicians	Dr. Travis Maak, Dr. David Petron
Basketball Operations Assistant	Cristi Yates-Bailey

BROADCASTING

Senior Vice President of Broadcasting	Jeremy Castro
Vice President of Jazz Broadcasting	Travis Henderson
Vice President of Radio Operations	Scott Garrard
Jazz Television Associate Producer	Jeremy Brunner
Jazz Live Producer	Ryan Malavolta
Jazz Television Productions	Brad Pearson, Scott Rogers
Television Broadcasters	Craig Bolerjack, Matt Harpring
Television Studio Hosts	Ron Boone, Thurl Bailey, Alema Harrington
Television Sideline Reporter	Steve Brown
Radio Program Director	Jake Scott
Radio Assistant Program Director	Lloyd Cole
Radio Executive Producer	Austin Horton
Radio Jazz Producer	Adrian Leiser
Radio Broadcasters	Ron Boone, David Locke
Radio Studio Hosts	Spencer Checketts, Britton Johnsen, Tony Parks

BUSINESS OPERATIONS

Vice President of Business Analytics and Reporting	Nathan Kenyon
Vice President of Finance	Ian McDonald
Controller	Paul Gaerte, McKay Smith, Eric Wall, Sue Wood
Financial Analyst	Jared Carlisle
Accounting Clerical Staff	Cathy Adamson, Beverly Bach, Kim Esquibel, Macae Hansen, Ben Honstein, Denae Johnson
Payroll Manager	Amy Gunn
Payroll Staff	Lee Ann Avidu, Mike Miller
Broadcast Traffic	Jodi Price
Vice President of Human Resources	Paul Welsh
Human Resources Staff	Chris Carpenter, Mike Jones, Scot Woodland
Vice President of Information Systems	Aaron Cook
Developer	Andrew Christenson, Steve Johnson
Network Team Manager	Josh Barney
Network Team	Daniel Orcutt, James Goss
Systems Team Manager	Josh Ziska
Systems Admin	Fred Riding
Help Desk Manager	David Braitwaite
Help Desk Team	Randy N. Lee, Tyler Hardesty, Nate Feller

COMMUNICATIONS

Senior Vice President of Public and Community Relations	Frank Zang
Vice President of Communications	Jonathan Rinehart
Director of Communications/Player Relations	Derek Garduno
Manager of Communications	Caroline Burleson
Director of Community Relations	Patti Balli
Manager of Corporate Communications	Gina Calvert
Community Relations Assistants	Shannon Wright, Stephanie Tingey
Communications Assistants	Geoff Langham, Justin Trujillo

CORPORATE PARTNERSHIPS

Senior Vice President, Corporate Partnerships	Chris Baum
Executive Assistant/Event Coordinator	Kylie Snow
Vice President, Corporate Partnership and Business Development	Greg Tanner
Vice President, Partner Services and Integration	Michelle Smith
Executive Assistant	Sylvia Carson
Vice President and Director of Asset and Inventory Management	Marc Lowry
Directors of Sales	Peter Bland, Brian Devir, John Kimball, Keefe Pulley, Ted Roberts
Sales Managers	Brian Prutch
Senior Account Executives	Jackson Brown, Steve Johnson, Barbara Tharp, Kurt Thomas
Local Sales Manager	Libby Arias
National Sales Manager	Bob Gauld
Account Executives	Tommy Barrett, Jonathan Bosch, Reed Brown, Calvin Close, Linda DeWitt, Rob Greener, Andrew Hyde, Justin Jonas, Matt Lenio, Ryan O'Connor, Brent Petersen, Kevin Pigg, Brandon Tholen, Josh Wood
Directors, Partner Services and Integration	Brittani Forbush, Keane Horner, Verena Rasmussen
Managers, Partner Services and Integration	Morgan Campbell, Whitney Clift, Jacob Yospe
Coordinators, Partner Services and Integration	Abby Engler, Kristin Hemaue, Ashley Kelson
Administrators, Partner Service and Integration	Julissa Breslin, Whitli Godderidge, Jamie Smith

EVENTS

General Manager, Arena	Mark Powell
Vice President of Events	Emily Justice
Director of Events/Meetings.....	Susan Truman
Director of Event Marketing.....	Zane Miller
Events Managers.....	Whitney Wright, Annette Prickett

FACILITIES

Senior Vice President of Facilities	Jamie Galileo
Director of Facilities Services	Dan Knight
Maintenance Manager	Nicolae Gavrilă
Operations Manager.....	Dave Goulding
Technical Services Manager	James Baity
Audio Engineer	Jeremy Potter

FOOD SERVICES

General Manager, All-Star Catering.....	Mark Stedman
Food and Beverage Director.....	Dave Dalton
Corporate Chef.....	Thomas Satterfield
Senior Concessions Manager	John Gordon
Concessions Manager	Serenity Adorno
Warehouse Manager	Jack Stahl
Food & Beverage Managers	Lindsey Barber, Vickie Benson

GAME OPERATIONS/ MARKETING/PROMOTIONS

Senior Vice President of Marketing	Nate Randle
Vice President of Marketing	Brendan Burke
Vice President of Marketing Services	Bart Sharp
Vice President of Game Operations and Promotions ...	Meikle LaHue
Director of Game Operations and Promotions	Carly Robbins
Digital Director.....	Bill Lea
Director of CIR.....	Steve Baxter
Director of CRM Strategy & Analytics	Adam Grow
Art Director.....	Ben Barnes
Digital Content Manager	Matt Sanchez
Marketing Manager.....	Elaina Pappas
Designers	Katie Bedigian, Brooke Lynch,
.....	Brady Hackmeister, Brandy Petersen, Bekah Meadows
Copywriter/Editor	Matt Payne
CRM Coordinator	Twila Mulfur
Mascot	Bear
Promotions/Mascot Assistant	Anthony Johnson
Director/Producer of Video Operations.....	Shawn Brown
Video Producer.....	Mark Thomsen
Video Production Coordinator	Noel Hilden
Animator/Editor	Collin Shepard, Brett Staggs, Malcolm Thorpe

PUBLIC SAFETY

Vice Presidents of Public Safety.....	Jim Bell, Lance Davenport
Director of Guest Services.....	Chad Keefer
Director of Event Security.....	Bryan Jewkes
Manager of Guest Services/Event Security.....	Samu Sitake
Security	Jon Aaron, Greg Duncan,
.....	Kelly Jewkes, Jude Jolley,
.....	Blair Keddington, Eric Price, Brad Williams

TICKET SALES

Senior Vice President of Tickets, Suites & Clubs.....	Clay Jensen
Vice President of Ticket Sales & Service	Rich Muirbrook
Vice President of Ticket Operations.....	Bobbie Walker
Vice President of Premium Seating & VIP Services.....	Chris Barney
Executive Assistant.....	Michael Bennion
Director of Fan Relations/Youth Programs.....	Colby Zobell
Youth Programs Coordinator	Nate Martinez
Youth Programs Account Executive	Jordan Welk
Fan Relations Manager	Amanda Long
Fan Relations Account Executives	Jared Sagers, Matt Polifka,
.....	Preston Kelly, Spencer Andreason
Director of Ticket Operations	Jon Jacobsen
Ticket Operations Manager	Nick Nielson
Ticket Operations Supervisor.....	Duane Sartori
Director of Ticket Sales.....	Casey Patterson
Director of Inside Sales.....	Trevor Haws
Ticket Sales Manager	Dustin Dehlin
Group Sales Coordinator.....	Courtney Robinson
Ticket Sales Account Executives.....	Mike Bingham,
.....	Caleb Caputo, Mike George, Devin Hager,
.....	Chris Hancuff, Jeff Heaton, Spencer Hildebrand,
.....	Josh Liddle, Myles Melendez, Stephen Nord,
.....	Brandon Oliver, Jeremy Ostler,
.....	Doug Schellhase, Brennan Williams
Director of VIP Services & Jazz 100 Club	Chris Bailey
VIP Services Manager.....	Cameron Coughlin,
.....	Lisa Dodd, Mark Morrell
VIP Services Coordinator	Elizabeth Smith

GAIL MILLER

OWNER, CHAIRMAN OF THE BOARD



Karen "Gail" Miller is the owner of the Larry H. Miller Group of Companies.

Gail and her late husband, Larry, grew their businesses into one of the largest privately owned companies in the United States. Beginning with the purchase of Toyota of Murray (Utah) in 1979, the Larry H. Miller Group is now comprised of more than 80 businesses and properties, operating in 46 states and employing more than 10,000 people. This includes 54 automobile dealerships, more than 100 sports apparel retail stores, 18 movie theatre complexes, the Utah Jazz, the Salt Lake Bees, Vivint Smart Home Arena, Miller Performance, television and radio stations and several other automotive, financial, sports, real estate, retail and hospitality companies.

Gail has a strong legacy of giving back to the communities where the LHM Group conducts business. This includes financial contributions, as well as her time and service and that of Group employees. Gail and Larry created the Larry H. Miller Education Foundation, which awards college and trade school scholarships to dependent children of her employees; the Driven 2 Teach program, which takes Utah high school American history teachers to important historical sites throughout the United States for hands-on learning seminars; and Larry H. Miller Charities, which donates to qualified non-profit organizations. They also established the Larry H. & Gail Miller Family Foundation, which supports religious, charitable, scientific, literary and educational programs.

Gail is the chair of the board of trustees of Salt Lake Community College, serves on the National Advisory Council at the University of Utah, and sits on the board of trustees for Intermountain Healthcare and Zions Bank. She holds an honorary alumna award from Brigham Young University and is the recipient of two honorary degrees – a Doctor of Humanities from Weber State University and a Doctor of Humane Letters from Salt Lake Community College. In March of 2015, Gail was honored as A Giant In Our City by the Salt Lake Chamber. In 2014, she received the Utah Best of State award in the Individual Humanitarian Community Development – Private Sector category. The Continuum of Caring award was given to Gail by the Friends of the Senior Charity Care Foundation, due to her demonstrated strong support for the senior population throughout Salt Lake, Davis, and Utah counties.

In 2012, the Salt Lake Chamber bestowed upon her the Athena Award in recognition of her lifetime achievements in both business and the community. Gail also received the Bronze Minuteman Award from the Utah National Guard in recognition for her service and leadership among Utahns, and the Legacy of Life Award from the Intermountain Medical Heart and Lung Research Foundation which recognizes eminent leaders with Utah ties for their contribution to the well-being of people everywhere. In 2009, Gail was named *The Salt Lake Tribune's* Most Influential Sports Figure in Utah.

Gail is married to Kim Wilson and resides in Salt Lake City, Utah.



STEVE STARKS

**PRESIDENT,
LARRY H. MILLER SPORTS & ENTERTAINMENT**

Steve Starks became president of Larry H. Miller Sports & Entertainment in March 2015. In this capacity, he oversees the operation of the NBA's Utah Jazz; MiLB's Triple-A Salt Lake Bees; the world-renowned Miller Motorsports Park; Vivint Smart Home Arena, which seats nearly 20,000 fans; the Tour of Utah professional cycling race; independent television station KJZZ-TV; the sports radio stations comprising The Zone Sports Network; and All-Star Catering. In addition, Starks supervises all retail aspects of the company, including Megaplex Theatres, Fanzz Sports Stores and Saxton Home Communications.

Since joining the organization in 2007, Starks has contributed in a variety of management roles. He was executive vice president of Larry H. Miller Management Corporation where he was responsible for mergers and acquisitions, Total Care Auto and Saxton Home Communications. Since 2013, he has overseen Megaplex Theatres and Fanzz Sports Stores. His work has resulted in measurable growth in terms of revenue, reach and number of employees.

Prior to joining the LHM Group, Starks was the managing director for Utah Policy Partnership (2005-07), which was a public-private venture created to improve operations of Utah state government. He also helped manage Governor-elect Jon Huntsman's transition team in 2004.

In 2011, he received the Larry H. Miller Leadership Excellence Award and was also named a Forty Under 40 awardee by Utah Business Magazine in 2012. Starks graduated from Weber State University with a bachelor's degree in integrated studies in 2003. He has been actively involved in the community for the past 10 years and currently serves as a member of the World Trade Center Utah and on the board of trustees at Weber State University. He is also a past member of the board for The Road Home.

JOHN LARSON

**CHIEF FINANCIAL OFFICER,
LARRY H. MILLER SPORTS & ENTERTAINMENT**



John Larson is in his first season as Chief Financial Officer for Larry H. Miller Sports & Entertainment and his 25th year with the Larry

H. Miller Group of Companies. In his current role as Chief Financial Officer, Larson oversees the financial, legal, technology and human resource operations for Larry H. Miller Sports & Entertainment's 11 properties.

In 1990, Larson joined the Larry H. Miller Sports and Entertainment Group, serving as Group Controller and, later, Vice President of Finance, where he oversaw the day-to-day accounting and financial operations.

In 2009, Larson took over as General Manager of Miller Performance where he was responsible for Miller Performance's two operational units: Miller Motorsports Park and the Ford Performance Racing School. Under his leadership, Miller Performance experienced a significant turn-around. Larson initiated a major restructure of the company, creating new business models, securing new partnerships and establishing industry-leading programs.

Prior to working for the Larry H. Miller Group, Larson worked for Price Waterhouse in the Salt Lake office. He is a certified public accountant and a graduate of the University of Utah with a B.S. and masters degree in accounting.

Currently serving as a member of the Olympic Legacy Foundation Board and the LHM Health & Welfare Executive Committee, Larson also has served on the LHM Charities Board of Directors, LHM 401k Advisory Committee and several University of Utah boards. Larson also teaches the Sports Business course at the University of Utah.

Larson and his wife, Elizabeth Whitney, live in Salt Lake City. He enjoys skiing, cycling, running and trying to keep up with the couple's five children who are scattered across the country.



JIM OLSON

CHIEF OPERATING OFFICER, LARRY H. MILLER SPORTS & ENTERTAINMENT

Jim Olson enters his 22nd season with the Utah Jazz. In his current capacity of Chief Operating Officer, Olson is responsible for the business

operations for Larry H. Miller Sports & Entertainment.

Olson originally joined the Jazz in 1994 as the phone center ticket manager before being promoted to director of tickets and the arena ticket manager in 1996. His duties included responsibility for the Jazz sales staff and arena box office operations and sales. In June of 2003, he was promoted to vice president of ticket sales, where his responsibilities expanded to overseeing all Jazz ticket sales, the Jazz season ticket office, the Jazz 100 Club, suite and VIP sales and services, the Jr. Jazz program, arena ticket sales, and later, responsibility for ticket and suite sales for the Salt Lake Bees after they were acquired by Larry H. Miller Sports & Entertainment Group of Companies in 2005. Olson served in the vice president role until his promotion to senior vice president of sales and marketing. For the past six years, his responsibilities included ticket, suite and premium sales and services, the Jazz 100 Club, food services, game operations, guest services, building operations and security and marketing for the Jazz and Vivint Smart Home Arena. In addition, he also oversaw the Salt Lake Bees Triple-A baseball team.

A native of Salt Lake City, Olson graduated from the University of Utah with a bachelor's degree in communications. While at the University of Utah, he worked in the athletic department spending time in both the ticket office and sports information department. Following the University of Utah, he attended Northeastern University in Boston where he received a master's degree in sports and recreation management. As part of his education, he worked in conjunction with the Boston Celtics, New England Patriots and the Boston Bruins doing research analysis for their marketing efforts. Following graduation, he returned to Utah and was hired by the Jazz.

Olson is active in the community, as he currently serves on the University of Utah Alumni Board of Directors, the Downtown Alliance, Visit Salt Lake and the Salt Lake Chamber Board of Governors, and has been a chair for the Salt Lake Chamber's Business to Business Expo. He also serves on the Crimson Club Board for the University of Utah as well as the board for Camp Kostopulos, a summer camp where kids, teens and adults with disabilities or special medical needs experience a five-day camping adventure designed to teach new skills through the use of recreation and leisure activities.

He and his wife, Suzi, have four children—Madi, Jon, Abe and Lily—and reside in Salt Lake City.



RANDY RIGBY

PRESIDENT, UTAH JAZZ

Randy Rigby enters his ninth season as President of the Utah Jazz and has worked for the NBA franchise for 29 years. As

team president, Randy has the privilege of leading one of the most respected and competitive teams in the NBA. He also is an alternate NBA Board of Governor, and has served on the NBA Team Advisory Committee.

Rigby's vision and direction has resulted in: expanding viewership for Jazz fans of all regular season games to a six state region on high definition broadcasting, creating Utah's first all-sports radio station, and forming a 16-station intermountain radio network that now includes Jazz games on FM radio; hiring Dennis Lindsey to the basketball front office and expanding more basketball resources and analytics; securing the major broadcasting rights and the naming rights for the Vivint Smart Home Arena; expanding Jazz player development by purchasing the Idaho Stampede of the NBA Development League; expansion of internet, social media, and brand marketing vision and initiatives; and the expansion of digital signage, clubs, restaurants, and apparel shops in the Vivint Smart Home Arena. Rigby was instrumental in the reinstitution of the NBA Summer League in Utah. Rigby leads his team with a philosophy of being passionate, caring and having fun!

Rigby's previous responsibilities include: chief operating officer of the Larry H. Miller Sports & Entertainment Group (LHMSE). While overseeing LHMSE, Rigby was responsible for the success of the Utah Jazz, Salt Lake Bees, Vivint Smart Home Arena, KJZZ-TV, 1280 The Zone and 97.5FM, All-Star Catering, Fanzz retail apparel stores, and Megaplex Theatres. He also served as chief marketing officer and senior vice president of sales and broadcasting and general manager of KJZZ-TV. Rigby came to the Jazz from CFS Financial Corporation where he worked for three years as a senior vice president.

Rigby is a 1979 graduate of Brigham Young University where he earned a degree in business management with a special emphasis in finance and marketing. He serves on various local and international boards which include the Workers Compensation Fund, Utah Chapter of the American Lung Association, Salt Lake City Police Foundation, Jr. Achievement, Rising Star Outreach, and the Hale Theatre's Board of Trustees.

He and his wife, Sandra, have been married 37 years. They have one son, four daughters, and 11 beautiful grandchildren. The couple resides in Farmington, Utah.



CRAIG SANDERS

**CHIEF MARKETING OFFICER,
LARRY H. MILLER SPORTS & ENTERTAINMENT**

As Chief Marketing Officer, Craig Sanders oversees the marketing, public and community Relations, food services and game

operations for the 11 properties within Larry H. Miller Sports & Entertainment (LHMSE). The Chief Marketing Officer's role is to develop and execute strategies that enhance the guest experience, and orchestrates the expanding of relationships between guests and LHMSE.

"At the core of what we do is the belief that demand is a result of exceeding expectations in areas that are most important to our customers."

Sanders has enjoyed executive marketing experience with number of leading consumer and business-to-business corporations, in both the manufacturing and

service industry. He has international marketing and advertising experience with leading multi-nationals across a broad number of product categories.

Born and raised in South Africa, Sanders immigrated to the United States in 1992 and became a naturalized U.S. citizen in 2006. He earned his bachelor of commerce and a master of science - marketing from the University of South Africa and Heriot Watt University, Scotland.

Interests include sports, fly fishing and target shooting.



DON STIRLING

**CHIEF REVENUE OFFICER,
LARRY H. MILLER SPORTS & ENTERTAINMENT**

As Chief Revenue Officer for Larry H. Miller Sports & Entertainment (LHMSE), Don Stirling is responsible for identifying and developing

new areas of revenue generation as well as optimizing existing revenue streams for Larry H. Miller Sports & Entertainment.

In this role, Stirling is also responsible for management of corporate partnerships and tickets, suites and clubs. He also oversees Saxton Horne Communications on behalf of LHMSE.

Prior to his role with LHMSE, Stirling served as a vice president of special projects for Larry H. Miller Management Corporation (LHMMC), which provides operating services for the Larry H. Miller Group of Companies including corporate governance, finance and related services, human resources, charitable endeavors, government relations and more.

Before joining LHMMC, Stirling spent six years as National Finance Director/Senior Finance Advisor for Governor Mitt Romney, serving as a key leader and strategist for the fundraising team that raised over \$1 billion for the 2012 Republican nominee.

Stirling brings more than two decades of marketing, sponsorship, sports industry and development experience to LHMSE. He held strategic sales and marketing positions with NBA Properties, Ladies Professional Golf Association (LPGA), the Salt Lake Organizing Committee for the 2002 Olympic Winter Games (SLOC), IMG, and the Massachusetts Sports Commission.

While at SLOC, Stirling played an integral role in securing sponsorship sales of \$870 million including revenue from sponsors, suppliers, donors and licensees.

His role at the Massachusetts Sports Commission included CEO of the Boston local organizing committee for the 2006 NCAA Women's Final Four and overseeing winning bids for the 2006 WNBA Draft, 2008 NCAA Men's Lacrosse Championships, 2008 Women's U.S. Olympic Marathon Trials, and the 2009 ACC Baseball Championships.

Stirling also served as chief marketing and publishing officer for Deseret Book. While there, he managed and directed the marketing and publishing divisions and was responsible for the development and production of more than 100 books, CDs and DVDs annually.

Additional experience includes marketing and development for Operation Kids, the leader in providing customized philanthropic services for individuals, families and companies; the Children's Miracle Network and Pinnacle Music and Entertainment Group.

Stirling is a graduate of Brigham Young University. He and his wife, April reside in Salt Lake City and are the parents of four children and three grandchildren.


EXECUTIVE STAFF



CHRIS BAUM
*Senior Vice President,
Corporate Partnerships*



JEREMY CASTRO
*Senior Vice President of
Broadcasting*



JAMIE GALILEO
*Senior Vice President
of Facilities*



SAM HARKNESS
General Counsel



CLAY JENSEN
*Senior Vice President of
Tickets, Suites & Clubs*



MARK POWELL
*General Manager,
Arena*



NATE RANDLE
*Senior Vice President of
Marketing*



MARK STEDMAN
*General Manager,
All-Star Catering*



FRANK ZANG
*Senior Vice President of
Public & Community Relations*

EXECUTIVE STAFF



CHRIS BARNEY
Vice President of Premium
Seating & VIP Services



JIM BELL
Vice President of
Public Safety



BRENDAN BURKE
Vice President of
Marketing



AARON COOK
Vice President,
Information Technologies



LANCE DAVENPORT
Vice President of
Public Safety




SCOTT GARRARD
Vice President of
Radio Operations



TRAVIS HENDERSON
Vice President of
Jazz Broadcasting



EMILY JUSTICE
Vice President of
Events



NATHAN KENYON
Vice President,
Finance (Teams & Venues)



MEIKLE LAHUE
Vice President of Game
Operations & Promotions



RICH MUIRBROOK
Vice President of
Ticket Sales & Services




JONATHAN RINEHART
Vice President of
Communications



BART SHARP
Vice President of
Marketing Services



MICHELLE SMITH
Vice President, Partner
Services & Intergration



GREG TANNER
Vice President,
Corporate Partnerships



BOBBIE WALKER
Vice President of
Ticket Operations



PAUL WELSH
Vice President,
Human Resources

FRONT OFFICE

BASKETBALL OPERATIONS



DENNIS LINDSEY

GENERAL MANAGER



Dennis Lindsey is currently in his fourth season as general manager of the Utah Jazz. Lindsey came to Salt Lake City after spending five seasons

with San Antonio as the Spurs' vice president and assistant general manager. Over the past three years, Lindsey has added support staff to the team's basketball operations department, implemented enhanced performance and analytics tracking systems, overseen a remodel of Zions Bank Basketball Center (practice facility) and led his first three drafts as the primary day-to-day contact for Jazz basketball operations. Lindsey also helped return NBA summer league basketball to Salt Lake City for the first time since 2008 by organizing and overseeing the Utah Jazz Summer League, a four-team, six-game event which drew nearly 32,000 fans to Vivint Smart Home Arena.

During Lindsey's tenure with San Antonio he was responsible for directing all of the team's player personnel matters, leading all draft-related efforts, managing the Spurs' professional, college and international scouting aspects and overseeing the team's analytical department, as well as handling the day-to-day management of basketball operations including salary cap management and interfacing with the NBA, coaches and player agents. Over his five seasons with San Antonio, the Spurs compiled a 271-123 (.688) regular season record, third-best in the NBA during that span. The Spurs won 50-plus games and advanced to the NBA Playoffs all five seasons, winning three Southwest Division titles, twice finishing with the best record in the Western Conference, and reaching two Western Conference Finals (2008, 2012).

Prior to joining the Spurs, Lindsey spent 11 seasons with the Houston Rockets, serving as the team's vice president of basketball operations and player personnel from 2002-2007. Lindsey originally joined the Rockets as video coordinator/scout in 1996, later serving as director of basketball development and then director of player personnel. Before joining the Rockets, Lindsey worked as an assistant coach at Fort Worth Southwest High School and Pensacola (FL) Junior College.

A native of Freeport, Texas, Lindsey earned his bachelor's degree from Baylor University in 1992 and a graduate degree in sports management from the U.S. Sports Academy in 1994. Lindsey played guard on the Baylor basketball team for four seasons (1988-92), teaming with future NBA players David Wesley and Michael Williams to lead the Bears to the 1988 NCAA Tournament.

He and his wife, Becky, have four children, Jacob, Matthew, Meredith and Jessica Claire. Lindsey's father-in-law is long-time football coach F.A. Dry who served as the head coach at both Tulsa and Texas Christian. In an effort to honor and thank local educators, for the past three seasons Lindsey and his wife have personally purchased and donated Jazz tickets to local schools. During the 2014-15 season, a total of 1,100 teachers and their families attended a Jazz game on behalf of the Lindsey's as part of their Tickets for Teachers program.



WALT PERRIN

VICE PRESIDENT OF PLAYER PERSONNEL

Walt Perrin is currently in his 15th season with the Utah Jazz, and eighth as vice president of player personnel after being promoted from director in September 2007. In his current role, Perrin's responsibilities include evaluating players on all levels and assisting Jazz general manager Dennis Lindsey with potential player acquisitions.

Before joining the Jazz, Perrin spent nine years with the Detroit Pistons. After spending 1992 as director of scouting, Perrin moved to the bench as an assistant under Don Chaney. In 1995 he returned to the director of scouting position, where he would stay until 2001.

Prior to his tenure in Detroit, Perrin spent two years with the Minnesota Timberwolves, helping the second-year franchise develop a foundation of players on which to build its future.

Perrin received his degree from Northern Illinois University, where he played on the 1971-72 Huskies

basketball squad that won the Midwestern Conference championship. Perrin and the rest of the squad would be inducted into the NIU Athletics Hall of Fame in 1987.

Perrin began his career as the head coach of NIU's junior varsity team while finishing his degree there. Upon graduation, he then became the assistant varsity coach and junior varsity coach at his alma mater, Evanston High School, in Evanston, Ill. That led him to Northwestern University, where beginning in 1974, he would spend the next 12 years as an assistant coach. From there he went to Fresno State for two years as an assistant, before getting an assistant coaching job with the Chicago Express of the World Basketball League. Assuming the head coaching duties with just 10 games left, Perrin guided the Express to the league championship and the finals for the 1988 WBL championship.

Perrin recently relocated to Evanston, Ill. where he was the starting point guard on the 1968 state championship basketball team at Evanston High School. Perrin has two sons, Christopher and Andrew.



JUSTIN ZANIK

ASSISTANT GENERAL MANAGER

Justin Zanic enters his third season as the Utah Jazz's assistant general manager. Zanic, who began his new role in September of 2013, works directly under Jazz general manager, Dennis Lindsey. Zanic helps facilitate contract negotiations, manages the team's salary cap from a basketball operations standpoint, and oversees the scouting of international prospects. He also coordinates all basketball operations decisions for the Jazz's hybrid relationship with the Idaho Stampede of the NBA Development League.

Involved in all aspects of athlete representation for the past 15 years, Zanic has also been a certified agent for the National Basketball Players Association since 2003.

He came to the Jazz from ASM Sports, where he served as Vice President of the Andy Miller-led agency


since 2004. Zanic oversaw all aspects of career management for ASM's basketball clients, ranging from contract negotiations to career planning and client services, including the creation of marketing opportunities and community initiatives. He was also an integral part of all of ASM's contract and statistical analysis during preparation for free agency, and also developed and customized ASM's pre-draft training, interview and workout programs.

Prior to joining ASM, Zanic spent four years as Vice President of Basketball Operations for Priority Sports & Entertainment from 1998 to 2002, where he managed European player contract negotiations and assisted in negotiation, research and recruitment of Priority's NBA clients.

Zanic graduated from Northwestern University in 1998 with a degree in Economics. He and his wife, Gina, have three children, Ava, Oskar, and Lucy. They reside in Park City, Utah.

DAVID FREDMAN

DIRECTOR OF PRO PLAYER PERSONNEL



David Fredman, who has enjoyed a 37-year career with the Jazz franchise, enters his third season as the team's director of pro player personnel. Fredman spent the previous five

seasons as the Jazz's head scout, after serving as the inaugural general manager of the Jazz's former NBA Development League affiliate, the Utah Flash, in 2007-08. He scouted part-time for the Jazz during the previous two seasons. Prior to that, Fredman spent five seasons as assistant general manager of the Denver Nuggets from 2001 until 2006.

During his tenure with Denver, the Nuggets engineered numerous personnel moves which shifted them from a struggling team with no salary cap flexibility to a perennial playoff team. In 2003-04, the Nuggets posted the seventh-biggest turnaround in NBA history, improving

their win total by 26 games and reaching the playoffs for the first time since 1995.

Before joining the Nuggets, Fredman spent the previous 27 years with the Jazz, and was one of the last remaining members of the original staff from the New Orleans years. He worked directly in basketball operations for the final 14 of those seasons, serving as director of scouting/assistant coach for the last two. From 1987-99, Fredman was an assistant coach for the club, focusing on advance scouting and game preparation.

A native of Marion, Ill., attended Logan Junior College (Carterville, Ill.) and Southern Illinois University before earning a bachelor's degree in communications from Loyola University (New Orleans).

Fredman and his wife, Sheila, are the parents of two children, Lauren and Michael and make their home in Marion, Ill. His daughter, Lauren, currently resides in Salt Lake City.

RICHARD SMITH

EXECUTIVE DIRECTOR OF BASKETBALL OPERATIONS



Richard Smith enters his third season as the executive director of basketball operations, after previously serving for six seasons as the department's director.

He assists Jazz general manager Dennis Lindsey with the various day-to-day responsibilities associated with the team, while continuing to work closely with the coaching staff.

Prior to 2007, Smith spent six seasons as the director of scouting services for the team. In that role, he provided the coaching staff with scouting reports, player profiles and analysis of player statistics and tendencies. He was also responsible for scouting and evaluating college talent for the NBA Draft.

In addition, Smith also serves as the team's director of player development, promoting the personal, professional and social development of players through educational programs, critical support services, and one-on-one mentoring. He also serves as a member of the NBA's steering committee on player development.

Now in his 21st year with the team, he spent his first five seasons as the video coordinator and scout, followed by three seasons as the assistant director of scouting. In addition, he served as an NBA advance scout for 10 seasons, preparing scouting reports on upcoming opponents for the coaching staff.

From 1997-2002, Smith served as assistant coach and video coordinator for the Utah Starzz, in addition to scouting opponents and evaluating college talent for the WNBA Draft.

On the international level, he has conducted youth basketball camps in China and Taiwan for the Jr. NBA program, as well as assisting with youth camps in Salt Lake for children of firefighters, teachers, nurses, and service men and women who are overseas.

The native of Norwich, Conn., attended high school at Norwich Free Academy and earned a bachelor's degree in history and psychology and a master's degree in student personnel administration from Central Connecticut State College (New Britain, Conn.). In addition, he also has a certificate in business communication from Michigan State University.

"Smitty" and his wife Linda are involved in numerous charitable endeavors, including volunteering at Camp Sunshine (Casco, Maine), a camp for children with life-threatening illnesses. He also serves on the Board of Directors for the Sons of Baseball, a non-profit group that organizes trips to MLB games for kids with disabilities or major health issues. The Smiths enjoy golfing, reading, traveling and spending summer nights at the ballpark. They reside in Salt Lake City.

QUIN SNYDER

HEAD COACH

Quin Snyder enters his second season as head coach of the Utah Jazz, after guiding Utah to a 38-44 record during the 2014-15 campaign.

On June 7, 2014, Snyder was named the eighth head coach in Jazz history and the fifth since the franchise's relocation to Utah in 1979. Snyder possesses a diverse coaching background that spans more than two decades in the NBA, Europe, the NBA Development League and college, including 10 years of experience as a head coach.

From 2007-10, Snyder served as the first head coach of the San Antonio Spurs-owned/operated Austin Toros of the NBA Development League, where he recorded a 94-56 (.627) mark, while leading the club to playoff appearances in all three seasons and advancing to at least the NBA D-League Semifinals each year. In the role, Snyder worked closely with the Spurs coaching staff and front office. During his three-year tenure in Austin, he compiled more wins and guided more players to the NBA than any other coach in the NBA D-League.

His first head coaching position came at the University of Missouri. Snyder was named Rookie Coach of the Year by the Basketball Times after his first season. In seven seasons (1999-2006), he led the Tigers to a 126-91 (.580) record and four NCAA Tournaments, including an Elite Eight appearance in 2002.

Snyder most recently completed his first season as the lead assistant coach for the Atlanta Hawks in 2013-14 under Mike Budenholzer, helping the Hawks to a 2014 playoff appearance. He has also served as the associate head coach with CSKA Moscow (2012-13) for Ettore Messina, advancing to the 2013 Euroleague Final Four, and worked as an assistant coach with the Los Angeles Lakers in 2011-12 under Mike Brown, and as an assistant on Doug Collin's staff with the Philadelphia 76ers in 2010-11, helping both teams to the NBA Playoffs. Prior to being hired as head coach at Missouri, Snyder served as associate head coach to Mike Krzyzewski at Duke from 1993-99, and as an assistant for Larry Brown with the 1992-93 Los Angeles Clippers.

Born in Mercer Island, Wash., Snyder was a two-time Washington player of the year and a McDonald's All-American. He played collegiately at Duke (1985-89), appearing in 136 games for the Blue Devils and reaching three Final Fours. He was elected as a team captain and honored as an Academic All-American during his senior season. Snyder earned undergraduate degrees in both philosophy and political science from Duke, later earning a Juris Doctor and M.B.A. from Duke as well. Snyder and his wife Amy have two daughters, Anika and Madeleine, and a son, Wyatt. He is also the proud father of son Owen.




CAREER TIMELINE

Years	Team	Position	Head Coach
1992-93	Los Angeles Clippers	Assistant Coach	Larry Brown
1993-99	Duke University	Assistant/ Associate Head Coach	Mike Krzyzewski
1999-06	University of Missouri	Head Coach	---
2007-10	Austin Toros (San Antonio Spurs)	Head Coach (D-League Affiliate)	---
2010-11	Philadelphia 76ers	Player Development Coach	Doug Collins
2011-12	Los Angeles Lakers	Assistant Coach	Mike Brown
2012-13	CSKA Moscow (Russia)	Assistant Coach	Ettore Messina
2013-14	Atlanta Hawks	Assistant Coach	Mike Budenholzer
2014-15	Utah Jazz	Head Coach	---

HEAD COACHING EXPERIENCE

Years	Team (League)	Record
1999-06	Missouri Tigers (NCAA)	126-91 (.580)
2007-10	Austin Toros (NBA D-League)	94-46 (.671)
2014-15	Utah Jazz	38-44 (.463)
TOTAL	11 Years	258-181 (.588)



JOHNNIE BRYANT

ASSISTANT COACH

Johnnie Bryant enters his second season as an assistant coach for the Utah Jazz after previously spending two years as a player

development assistant. Prior to being hired by the Jazz in the summer of 2012, Bryant operated Bryant Sports Academy which he founded in 2009. The Bryant Sports Academy is an intense and unique skill development program in Salt Lake City aimed at developing each player's basketball skill set through personalized workout sessions. Some of Bryant's clients at the Academy have included NBA players Ronnie Brewer, C.J. Miles, Paul Millsap and Ronnie Price. He has also assisted numerous European players with offseason training.

The Oakland, Calif. native played collegiate basketball at the University of Utah, where he also graduated with dual bachelor's degrees in human development

and family studies and sports management. During his career with the Utes, Bryant finished 20th all-time in scoring in school history and is the school's all-time leader in three-point field goal percentage (.440). He was named to the All-Mountain West Second Team in 2008 and received the Jack Gardner team MVP award for the 2007-08 season. He also set the single-game three-point record (eight), and finished his career fifth all-time in the Mountain West Conference in three-point field goal percentage (.490) in conference games.

Following his senior season at Utah in 2008, Bryant participated in pre-draft workouts for the Jazz and earned a contract to play with Telekom Muenchen, Germany. He posted averages of 21.0 points, 3.4 rebounds, 2.6 assists and 1.3 steals per game in his one season playing professionally.

Bryant is married to Vanessa, his college sweetheart. He enjoys community service and youth outreach, and has mentored over 125 athletes.



ALEX JENSEN

ASSISTANT COACH

Alex Jensen is currently in his second year as assistant coach for the Utah Jazz. Jensen's coaching experience includes one season as a player

development assistant with the Jazz and two seasons as the head coach of the NBA Development League's Canton Charge. Jensen joined the coaching staff for the German's national team in the summer of 2015, serving as an assistant coach during the European Championship, also known as EuroBasket 2015.

Jensen served as the head coach of the NBA D-League Select Team in the 2013 NBA Summer League in Las Vegas, leading his squad to a 4-1 record against NBA team entries and advancing them to the quarterfinals of the inaugural summer league tournament. Jensen had been operating as the first-ever head coach of the Charge from 2011-13, was named the winner of the 2013 Dennis Johnson NBA Development League Coach of the Year award (as voted on by his fellow coaches) after leading the Charge to a franchise-best 30 victories, an East Division title, and a fourth-seed in the 2013 D-League Playoffs. Jensen was named the Charge's first head coach in October 2011 after serving as an assistant coach at Saint Louis University under Rick Majerus from 2007-11.

A native of Bountiful, Utah, Jensen attended Viewmont High School, leading the Vikings to a state basketball title as a junior and was named Utah's Mr. Basketball in 1994.

The former standout forward then matriculated to the University of Utah where he played four seasons (1994-95, 1997-00) and helped the Utes to the NCAA Championship game in 1998 alongside future NBA players Andre Miller and Michael Doleac. Jensen was named the Mountain West Conference Player of the Year as a senior in 2000, Western Athletic Conference Tournament MVP and First Team All-Western Athletic Conference Pacific Division as a junior and was named to the NCAA West Region All-Tournament Team as a sophomore. As a senior in 2000, Jensen averaged 13.1 points and 7.5 rebounds while shooting .542 from the floor. Following his collegiate career, Jensen played seven professional seasons in Turkey and one season with the Yakima Sun Kings of the CBA. While playing in Europe, Jensen was named All-FIBA Europe Cup Defender of the Year in 2004, along with being named to the All-FIBA Europe Cup First Team.

Jensen and his wife, Natalie, currently reside in Bountiful, Utah.



BRAD JONES ASSISTANT COACH

Brad Jones enters his third season as assistant coach for the Utah Jazz, after previously working in player development in 2012-13 for Utah. Prior to the Jazz, Jones spent two seasons as

head coach of the San Antonio Spurs-owned Austin Toros of the NBA Development League. He led the Spurs to an NBA D-League in the 2011-12 season, defeating the L.A. D-Fenders two games to one in the NBA D-League Finals.

Jones previously spent three seasons as the original head coach of the Utah Flash (2007-10). As an NBA D-League expansion team, the Flash enjoyed a successful inaugural campaign, finishing the 2007-08 season with a 24-26 mark under Jones. A year later, Jones guided the Flash to a 32-18 record, advancing the team to the 2009 NBA D-League Finals. The Flash posted a 28-22 record in 2009-10, making a second-straight playoff appearance.

During his five-year NBA D-League coaching career, Jones had eight different players under his tutelage called up to the NBA a total of 13 times, and also had 12 different NBA players assigned by their respective teams to work with him on a total of 14 NBA D-League assignments.

Prior to joining the Flash, Jones served as a regional scout for the Utah Jazz for six years (2001-07).

Jones served as the head coach at Lambuth University from 1995-2001. During his tenure, he was twice named the Mid-South Conference Coach of the Year and led the school to a pair of conference championships. In addition to his work in basketball, Jones served as an adjunct professor in the Department of Kinesiology and Health Studies at Southeastern Louisiana University.

A 1990 graduate of Lambuth, Jones earned his master's degree in health and physical education from the University of Memphis. As a senior at Lambuth, he was the captain of the basketball team and was named the school's Male Athlete of the Year and Scholar Athlete of the Year.

Jones and his wife, Lori, were both inducted into the Lambuth Hall of Fame in April of 2010. The couple has three children, Justin, Isabella and Jackson. They reside in Holladay, Utah.



IGOR KOKOSKOV ASSISTANT COACH

Igor Kokoskov enters his first season as an assistant coach with the Utah Jazz, and has spent 15 seasons as an assistant coach in the NBA, most recently with the

Orlando Magic during the 2014-15 season.

His previous NBA experience includes, one season with the Cleveland Cavaliers (2013-14), five seasons with the Phoenix Suns (2008-13), five seasons with the Detroit Pistons (2003-08) and three seasons with the Los Angeles Clippers (2000-03). He reached the Conference Finals six times with Detroit, advancing to two NBA Finals appearances, and captured an NBA title in 2004, becoming the first non-American assistant to win an NBA championship and the first to serve on an NBA All-Star Game coaching staff.

He owns the distinction of being the first European coach to hold a full-time position with an NCAA Division I-A school when he served as an assistant at the University of Missouri during the 1999-00 season under Quin Snyder and with current Milwaukee Bucks General Manager John Hammond. A native of Belgrade, Serbia, Kokoskov owns extensive international experience as a head coach and

assistant coach. He was an assistant with the Serbian national team at the 2004 Athens Olympics under renowned European coach Zeljko Obradovic. Kokoskov has enjoyed eight successful summers (2008-current) as the national team head coach for the Republic of Georgia. His team has qualified three consecutive years for the European Championships during his tenure, something the nation had never done previously. In 2012, his work with the national team earned him the Order of Honour, Georgia's highest civilian honor.

Prior to his move to the United States, he instructed the former Yugoslavia's top amateur and professional players for eight years, including a stint as an assistant coach for the nation's junior national team. Kokoskov has participated in the NBA's Basketball Without Borders program and administered other clinics throughout Africa and Europe.

He and his wife Patricia were married in the summer of 2009. The couple has two children: a son, Luka, and daughter, Elina-Grace.



ANTONIO LANG

ASSISTANT COACH

Antonio Lang enters his second year with the Jazz, having been hired as an assistant coach in the summer of 2014. Lang has an array of domestic

and international coaching experience as both a player and coach. Prior to joining the Jazz, he served as head coach of the Mitsubishi Diamond Dolphins in Japan's National Basketball League (NBL). Lang coached the Mitsubishi Diamond Dolphins for four seasons, guiding them to the 2014 playoffs and previously served as an assistant coach with Mitsubishi from 2006-10.

A member of the winningest graduating class in NCAA history, Lang played four seasons for Mike Krzyzewski at Duke University from 1990-94, appearing in

three Final Fours and winning back-to-back national championships in 1991 and 1992. Lang was then selected by the Phoenix Suns with the 29th overall pick of the 1994 NBA Draft, and enjoyed a six-year NBA career with Phoenix, Cleveland, Miami, Toronto and Philadelphia. He also played professionally in the American Basketball Association (ABA), Continental Basketball Association (CBA), International Basketball League (IBL) as well as time overseas in the Philippines and Japan.

He and his wife, Lekeshia, have two sons, Alan and Antonio Jr. Antonio Jr. is a sophomore basketball player at Auburn University.



MIKE WELLS

ASSISTANT COACH

Mike Wells enters his second season with Utah Jazz, having been hired as an assistant coach in the summer of 2014. Wells joins the Jazz organization

with an extensive basketball career that spans 20 seasons at both the collegiate and professional levels, and includes time on the staffs of two NBA championship teams (1995 Houston Rockets and 2007 San Antonio Spurs). Wells was most recently working at Toledo University, after having spent last season as an assistant coach at South Florida and the two previous years in the same role at George Mason (2011-13), helping the Patriots to a pair of 20-win seasons and an appearance in the CBI finals in 2012.

Before returning to collegiate-level coaching, Wells spent 17 seasons in the NBA and had the opportunity to work with some of the league's best coaches - Rudy

Tomjanovich with the Houston Rockets (1995-2003) and Los Angeles Lakers (2004-05), Jeff Van Gundy in Houston (2003-04), Gregg Popovich with the San Antonio Spurs (2005-09) and Flip Saunders with the Washington Wizards (2009-11). Wells' NBA career began in 1995 with the eventual NBA Champion Houston Rockets (1995-2004) where he worked his way up from assistant video coordinator to assistant coach. In addition, he also worked as the head scout for the USA Basketball Men's National Team from 1998-2003, including the gold-medal winning team at the 2000 Olympic Games in Sydney, Australia.

A 1993 graduate of Mount Vernon Nazarene, Wells played two seasons for the Cougars before earning his degree in Sports Management, then served as an assistant coach for two seasons while obtaining his Master's Degree in Sports Science from the United States Sports Academy. He and his wife, Jacqueline, have two sons, Trenton and Troy.



JEFF WATKINSON

ASSISTANT COACH/INTEGRATED PLAYER DEVELOPMENT

Watkinson enters his first season as assistant coach/integrated player development with the Jazz after spending three seasons as the strength

and conditioning coach for the Atlanta Hawks from 2012-15.

He spent the previous two years owning and operating Wattraining, where he worked with NBA players on their strength, conditioning and basketball development skills.

The strength and conditioning coach at Indiana University from 2006-10, Watkinson has held similar positions at Missouri, Clemson, Charlotte and College of Charleston.

The suburban Chicago native began his college studies in 1989 at Kishwaukee College in Illinois, earning an associate's degree in pre-medicine. He then earned a baseball scholarship to North Carolina State, playing two years with the baseball team and graduating with a pre-medicine degree in 1993. Watkinson earned his master's in exercise science from Indiana in 1996.

Watkinson and his wife, Amanda, currently reside in Salt Lake City.



JERRY SLOAN

SENIOR BASKETBALL ADVISER

- NAISMITH MEMORIAL BASKETBALL HALL OF FAME CLASS OF 2009
- BANNER RAISED IN HIS HONOR-1/31/14



Jerry Sloan began his role as senior basketball adviser with the Utah Jazz in June of 2013, after having previously served the organization as either head coach, assistant coach or scout every year over a 28-season span stretching from 1984-2011. In his new position, Sloan supports the Jazz basketball operations and coaching staff through player evaluations at workouts, camps, and summer league; limited pro and regional college scouting; occasional practice observation; and as host of an annual prep and college coaches clinic.

A veteran of the NBA as a player and coach for more than 45 years, Sloan spent 23 seasons as the head coach of the Jazz (12/9/88-2/10/11), finishing with the third most wins all-time (1,221-803), sixth best winning percentage (.603) in NBA history (500-win minimum), two NBA Finals appearances (1997 and 1998) and seven division titles. He also guided the Jazz to 16 consecutive winning seasons and thirteen 50-win seasons. Sloan's teams made 20 trips to the NBA Playoffs (19 w/ Utah: 1989-2003, '07-10) and his 98 playoff wins are the sixth most in NBA history. His span with the Jazz is the longest tenure of any coach in NBA history. On September 11, 2009, Sloan was inducted into the Naismith Memorial Basketball Hall of Fame.

Sloan worked for the Jazz as a scout (1983-84), became an assistant coach to Frank Layden on November 19, 1984, and was named the sixth head coach in franchise history on December 9, 1988, when Layden resigned. Sloan remains the franchise's winningest coach with a .623 winning percentage (1,127-682).

Prior to joining the Jazz, Sloan compiled a 94-121 (.437 percent) record in nearly three seasons with the Chicago Bulls. In his second season as Bulls head coach (1980-81), he advanced the Bulls to the second round of the playoffs in the team's first playoff appearance following a three-year absence. He served

as an assistant coach in Chicago for two seasons (1977-79) and worked as a Bulls scout in 1976-77. He served briefly as head coach of the Evansville Thunder in the CBA in 1984 but resigned to take the job as Layden's assistant before ever coaching a game.

A two-time NBA All-Star (1967, 1969), Sloan averaged 14.0 points, 7.4 rebounds and 2.5 assists in 755 games played over 11 NBA seasons with Chicago and Baltimore (1965-76). He also earned four NBA All-Defensive First Team selections (1968-69, 1971-72, 1973-75) and two Second Team selections (1969-71), and is the only player in NBA history to average seven-plus rebounds and two-plus steals per game for his career. Nicknamed "The Original Bull" after the Chicago Bulls selected him first in the 1966 Expansion Draft, Sloan proceeded to play 10 seasons in Chicago (1966-76) and ranks in the top five on Chicago's all-time ledger in numerous categories. After a knee injury prematurely ended his career in 1976, Chicago retired his No. 4 jersey on 2/17/78, becoming the first Bull to receive such an honor. Sloan played three collegiate seasons at Evansville, where he was twice named NCAA Division II Tournament Most Outstanding Player as his Purple Aces won consecutive national championships. In 2006, he was one of 10 players named to the NCAA Division II 50th Anniversary All-Elite Eight Team.

One of 10 children, Sloan was born in McLeansboro, Ill., where he still makes his offseason home. He and his late wife, Bobbye, are the parents of three children (seven grandchildren): Kathy, Holly, and Brian. Sloan remarried in September 2006 and resides in Salt Lake City during the season with his wife, Tammy, and stepson, Rhett.



KEVIN O'CONNOR

SENIOR BASKETBALL ADVISER

Kevin O'Connor is entering his 17th season overall with the Jazz and is currently serving as the team's senior adviser.

Previously, before the franchise hired Dennis Lindsey in the summer of 2012, he was the second-longest tenured general manager in the NBA behind only Geoff Petrie of the Sacramento Kings (18 seasons). Among some of the key moves orchestrated by O'Connor during his tenure with the Jazz are acquiring the draft picks (through trades) that led to the selections of Gordon Hayward and Deron Williams. Other notable acquisitions include trading for Derrick Favors, Al Jefferson, Marvin Williams and Mo Williams, the free-agent signings of Carlos Boozer, Matt Harpring and Mehmet Okur, and draft finds like C.J. Miles (34th overall in 2005), Paul Millsap (47th overall in 2006), Mo Williams (47th overall in 2003) and Wesley Matthews (undrafted rookie free agent in 2009).

During his time as general manager from 1999-2012, the Jazz compiled a record of 589-461 (.561), finishing with a .500-or-better record in 11 of 13 seasons and advancing to the playoffs nine times while winning three division titles. Along the way, O'Connor was able to successfully transition the team from the final years of the John Stockton/Karl Malone era into a perennial playoff team and 2007 Western Conference finalist despite having only three top-10 draft selections (Williams in 2005, Hayward in 2010, Kanter in 2011) since 1983.

Prior to joining the Jazz, O'Connor spent two seasons as the director of player personnel for the Philadelphia 76ers, charged with player evaluations and supervising the team's scouting department. He has also served as a scout for the Jazz, the New Jersey Nets, the Portland Trail Blazers and the Los Angeles Clippers.

In addition to his NBA experience, O'Connor served as an assistant coach to Larry Brown at UCLA in 1980 when the Bruins advanced to the NCAA championship game. He was also an assistant at Virginia Military Institute when it made an improbable run to the Elite Eight of the 1976 NCAA Tournament, and he helped coach Virginia Tech to a 22-5 record and the 1973 NIT Championship. His collegiate coaching career included assistant coaching jobs at Virginia Tech (1972-74), VMI (1974-76), the University of Colorado (1976-79) and UCLA (1979-85).

Born in the Bronx, O'Connor grew up in Staten Island, N.Y. He earned a degree in economics and business in 1969 from Belmont Abbey College in Belmont, N.C., where he helped lead the basketball team to a 21-5 record his senior year. He then served a two-year stint in the U.S. Army from 1969-71.

Kevin and his wife Linda have three children, Katie, Adam and Lindsay. Their fourth child, Brian, is deceased.

MARK MCKOWN

DIRECTOR OF SPORTS SCIENCE/ASSISTANT COACH



Mark McKown is currently in his first season as the director of sports science/ player development after serving 18 seasons as a player development

assistant coach for the Utah Jazz and has already created a legacy by helping Jazz players become some of the strongest and most fit in the NBA. McKown became the franchise's first full-time strength-and-conditioning coach on September 29, 1997, after being highly recommended for his work with the New York Knicks during their training camps. He also was president of Peak Performance Sport Health Inc.

While assistant athletic director and director of sports performance at the College of Charleston (SC) from 1992-97, McKown assisted the Knicks in their preseason preparations at the college for five seasons. McKown's other job experience includes stints as assistant basketball coach and strength trainer at Charleston, Jacksonville University, and the University of South Carolina-Spartanburg (now South Carolina Upstate).

McKown's prowess in strength training has garnered him national attention. In 2002 he published his first book,

"Complete Body Development with Dumbbells," and was featured in "Fundamental Fitness for Kids," a workout video he co-wrote and produced with Greg Brittenham of the New York Knicks in November 2003.

A native of Gaffney, S.C., McKown graduated from the University of South Carolina-Spartanburg (now South Carolina Upstate) in 1980, where he played basketball. He then earned a master's degree in sports science from the United States Sports Academy in Mobile, Ala. McKown is also a member of the National Strength and Conditioning Association where he is certified as a strength-and-conditioning specialist. McKown also holds various other professional certifications.

McKown and his wife, Sonja, are the parents of two children, Zachariah, who graduated from Columbia University in 2014, and Kallie, who graduated from the College of Charleston in 2015.

An avid outdoorsman, McKown enjoys off-trail hiking, snowshoeing, backpacking and kayaking. The McKowns reside in Salt Lake City.



ISAIAH WRIGHT

HEAD STRENGTH & CONDITIONING COACH

Isaiah Wright enters his fourth season as part of the Utah Jazz strength and conditioning staff and first season as head strength and conditioning coach.

Wright joined the team during the 2012-13 season as a strength and conditioning intern and served as the assistant strength and conditioning coach from 2013-15, helping Utah become one of the league's most progressive franchises in the implementation of applied sports science. The Salt Lake City native previously spent seven years with the franchise working with the team's equipment staff as a team attendant before joining the S&C staff.

Wright graduated with a bachelor's degree in exercise and sports science from the University of Utah, where he excelled in computer technologies and found a passion

for the utilization of new technological devices and how to be implemented in conjunction with Strength and Conditioning/Applied Sports Science.

Wright is an avid outdoorsman that enjoys hiking, trail running, and spending time with family and friends.



BRIAN ZETTLER (MS, ATC, PES, CES)

HEAD ATHLETIC TRAINER

Brian Zettler enters his first season as head athletic trainer for the Utah Jazz, after having served as the assistant athletic trainer/

equipment manager since the 2004-05 season.

Zettler arrived to the Jazz after spending three seasons as the head athletic trainer with the Dallas Desperados of the Arena Football League, where he served as Vice President of the Arena Football Physician and Trainers Association. He concurrently spent four seasons assisting the Dallas Cowboys athletic training department (2002 NFL athletic training staff of the year). He additionally worked with the Dallas Mavericks athletic training staff from 1997 until his departure to Utah. Moreover, Zettler spent three years as the head athletic trainer at Southwestern Assemblies of God University where he founded the school's sports medicine program. He has served as an athletic trainer for several NBA Pre-Draft Camps, WWE, NBA Basketball Without Borders (Spain'10, Africa'12, Rome'14) and volunteered for the USOC in Colorado Springs. He executes a scholarship that is available to college bound students that demonstrate excellence in sports, in the classroom and in the community of his hometown. In October 2012, he

was elected into the inaugural class of his hometown's Waxahachie (Texas) High School Athletic Hall of Fame. In 2013, he was named "Man of the Year" from Utah's Leukemia and Lymphoma Society.

Zettler achieved certification as an athletic trainer through the National Athletic Trainers Association. He is also a Certified Strength and Conditioning Specialist (NSCA), a Performance Enhancement Specialist and Corrective Exercise Specialist (NASM). He was co-founder and elected inaugural president of the National Basketball Athletic Equipment Managers Association (NBAEMA) and in 2013 - the NBAEMA Foundation.

He has earned degrees from Texas A&M University ('93 B.S.-BioMedical Science) and the University of North Texas ('98 M.S., '99 M.Ed.).

Zettler and his wife Hope, his high school sweetheart, reside in West Jordan, Utah, with their son, Alex, and daughters, Lenzy, Bailey and Sophie. He enjoys spending time with his family, outdoor activities, listening to music, grilling, staying active in church-related activities, and volunteering as a youth football and baseball coach.



NICK ASAY

ASSISTANT ATHLETIC TRAINER

Nick Asay is currently in his 7th season with the Utah Jazz, spending the last two assisting the Jazz training staff.

Asay's new role will include becoming a traveling member of the team's training staff while continuing to work closely with the University of Utah health care, the official healthcare provider of the Utah Jazz. He has previously spent four seasons working for the University of Utah Health Care, serving as head athletic trainer at Herriman High School from 2011-14.

Asay served as the head athletic trainer for the former Jazz NBA Development League affiliate, Utah Flash, from 2007-09. He also spent three years in baseball, working

with the Washington Nationals' minor league affiliate, the Vermont Lake Monsters, from 2006-07 and the University of Utah baseball team from 2004-06.

A Salt Lake Valley native, Asay earned both his undergraduate degree in athletic training and master's degree in sport psychology from the University of Utah. He graduated from West High School in Salt Lake City.

Asay and his wife, Marie, have four kids, Isaac, Parker, Andrea and Susannah, and currently reside in Sandy, Utah. He enjoys spending time with his family and cheering for the Utes.



DOUG BIRRELL

TEAM MASSAGE THERAPIST

Doug Birrell is currently in his 17th season as the team massage therapist for the Utah Jazz. In his current position, Birrell specializes in providing deep-tissue

and sports massages to the players, and also assists the team in pre-game stretching.

Birrell was officially hired by the Jazz in 1999, after spending five years as a privately contracted massage therapist to Karl Malone and John Stockton. Prior to the Jazz, Birrell worked with Alta Club's fitness center through Body by Banks. He also owned his own massage therapy company, D. Birrell & Co., LMT.

Birrell attended Snow College and the University of Utah


before graduating at the top of his class from the Utah College of Massage Therapy in 1993.

Originally from Redondo Beach, Calif., Birrell is a long-time Utah resident. He and his wife, Melissa, have three daughters, Samantha, Haley and Grace, and the family resides in Salt Lake City.

BASKETBALL OPERATIONS TEAM



ZACH GUTHRIE
*Manager of Basketball
Strategy/Technology*




ADAM KLAUKE
Equipment Manager




ANDREW MEALEY
*Basketball Operations
Coordinator*




ANDRAE PATTERSON
*Player Personnel/Player
Programs Coordinator*




LAMAR SKEETER
*Player Development/
Video Analyst*



TAYLOR SNARR
Coordinator of Analytics



BART TAYLOR
Coordinator of Scouting



**CRISTI
YATES-BAILEY**
*Basketball Operations
Assistant*



On March 24, 2015 the Utah Jazz purchased the Idaho Stampede, becoming the eighth NBA team to fully own and operate their own NBA D-League team. Prior to the purchase, the Jazz and Stampede had a hybrid affiliation partnership for the 2014-15 season, the ninth of its kind in the NBA Development League, enabling the Jazz to manage all aspects of the Stampede's basketball operations.

Located less than 350 miles from Salt Lake City, the city of Boise has long had a strong Jazz fan base and has many ties to the Jazz organization. Utah previously shared affiliation with the Stampede during the 2006-07 and 2011-12 seasons. In addition, Utah held training camps on the campus of Boise State University from 2005-08, and has played eight preseason games in the state of Idaho over the years, including six in Boise.

Since 1997, the Stampede has been dedicated to impacting the community on and off the court. In 2002, the team started the Idaho Stampede Community Foundation which has donated over \$1 million in goods, services and in-kind donations. The Stampede was named NBA D-League champions in 2008 and has sent numerous players and coaches to the NBA.



DEAN COOPER HEAD COACH

Dean Cooper enters his second season as the head coach for the Idaho Stampede. Before joining the Stampede in 2014 Cooper spent

two seasons as an assistant coach for the Houston Rockets on Kevin McHale's staff. He began his NBA career with the Rockets in 1999 as a video coordinator, eventually becoming an assistant coach to Rudy Tomjanovich. When Jeff Van Gundy succeeded Tomjanovich, Cooper transitioned to the front office as a personnel scout for one season before eventually becoming the Director of Scouting (2004-07) and Vice President of Player Personnel (2007-08).

He spent the 2008-09 season as an assistant coach for the Minnesota Timberwolves when McHale was the interim coach. Following a one-year stint as a regional scout for the Timberwolves (2009-10), Cooper became Director of Player Development for

the Portland Trail Blazers under Nate McMillan.

Prior to the NBA, Cooper coached four years at the collegiate level. For two seasons he was an assistant coach at his alma mater, Aquinas College in Grand Rapids, Mich. before taking a similar role at the University of Buffalo for two years. While at Aquinas, he served in an advance scouting role for the Connecticut Pride of the Continental Basketball Association (CBA) for one season. Cooper began his coaching career at a pair of Michigan high schools, spending five years at Belding High School and three years at Caledonia High School.

A native of Belding, Mich., Cooper has been a camp director in the NBA's Basketball without Borders program since 2005. Married to Melanie Cooper, he earned his undergraduate degree in business administration from Aquinas College.


STAMPEDE SUPPORT STAFF



JORDAN BRADY
Assistant Coach



TRAVIS WALTON
Assistant Coach



AUBRIE WARKENTIENT
Media & Public Relations
Coordinator

BROADCAST/MEDIA



TELEVISION

ROOT SPORTS begins its 27th consecutive season broadcasting Jazz games and is the official television partner for the Utah Jazz. They will air 81 regular season contests and four preseason games. All games will be shown in high definition. Utah Jazz games are available on ROOT SPORTS in both the Rocky Mountain and Northwest regions, including Utah, Wyoming, Idaho, Montana and portions of Nevada. Games are also available out of market via a subscription to NBA League Pass.



Emmy Award-winning play-by-play broadcaster Craig Bolerjack begins his 11th year as the television voice of the Jazz. For the sixth consecutive season, Bolerjack will team up with analyst and former Jazzman Matt Harpring for the majority of the ROOT SPORTS telecasts. Harpring played 12 NBA seasons, including eight with the Jazz (2002-10), and is entering his sixth season as the TV analyst for the Jazz. Longtime ABA/NBA player and former Jazzman Ron Boone will return to the Jazz for his 28th season with the franchise and continue to appear on telecasts for select games, while Steve Brown will once again serve as the sideline reporter on the home broadcasts.

All ROOT SPORTS telecasts will feature a 30-minute pre- and postgame show, along with a halftime show. Host Alema Harrington will be joined by former Jazzman Thurl Bailey, longtime Jazz assistant coach Phil Johnson, and Boone.

In addition to the local telecasts, one Jazz game will air exclusively on TNT (Feb. 25), while two other games will be broadcast on ESPN and three on NBA TV as part of the NBA's national television schedule.

RADIO

The Zone Sports Network enters its fourth season broadcasting Jazz games on 1280 AM and 97.5 FM and is the exclusive radio home of the Jazz. They will air all preseason and regular season games starting Oct. 4.



David Locke, radio voice of the Jazz, will call the action for his seventh season, while Boone will team with Locke for the sixth straight season as the radio analyst. Former University of Utah star Britton Johnsen will join Spence Checketts, Tony Parks and Jake Scott to host the Jazz pregame, halftime and postgame radio shows.

SPANISH RADIO

The 2015-16 season will also mark the sixth straight year the Jazz will carry a Spanish radio broadcast. Play-by-play man Nelson Moran will team with analyst Isidro Lopez to call the action on 1600 AM (KTUB), while Nicole Hernandez will serve as the court-side reporter for home broadcasts.

JAZZ RADIO NETWORK

FLAGSHIP

KZNS - 1280 AM
Salt Lake City, Utah

KZNS - 97.5 FM
Salt Lake City, Utah

SPANISH
FLAGSHIP

KTUB - 1600 AM
Salt Lake City, Utah

UTAH

KNAK - 540 AM
Delta, Utah

KVNU - 610 AM
Logan, Utah

KMTI - 650 AM
Manti, Utah

KOAL - 750 AM
Price, Utah

KSVC - 980 AM
Richfield, Utah

KDXU - 890 AM
St. George, Utah

KVEL - 920 AM
Vernal, Utah

IDAHO

KBLI - 690 AM
Blackfoot, Idaho

KBLY - 1260 AM
Idaho Falls, Idaho

KIOV - 1450 AM
Meridian, Idaho



CRAIG BOLERJACK

TELEVISION BROADCASTER/PLAY-BY-PLAY

Now entering his 11th season, Craig Bolerjack became only the second announcer the Jazz have ever had when he signed on with the team in June

2005. Besides his booming voice, he brings a national and diverse pedigree to Jazz broadcasts. In 2009, he was part of the Jazz broadcast team that was awarded an Emmy for the coverage of late Jazz owner Larry H. Miller's life, which aired the day after his death when Utah hosted New Orleans on Feb. 21, 2009.

Bolerjack joined CBS in 1998 as a college football and NFL play-by-play announcer and has also provided play-by-play for CBS's coverage of the Sun Bowl and Gator Bowl. Bolerjack diversified into college hoops, broadcasting the NCAA Tournament and the NCAA Division II Men's Basketball Championship, as well as women's gymnastics, freestyle skiing and has hosted the CBS Sportsdesk from the network's New York studios. Following a 13-year career as a lead play-by-play announcer for CBS Sports, Bolerjack served as the lead play-by-play announcer covering the Big 12 and Pac-12 from 2011-15. Bolerjack co-hosted "The Big Show," a popular sports talk show on local station 1280 AM (KZNS), from 2001 to 2005 and is a now a "Jazz Insider" on 1280, joining various shows throughout the week for Jazz updates.

Before CBS, Bolerjack was at ESPN, where he was a college basketball and football play-by-play commentator. Keeping with his diverse range, Bolerjack also called the NIT, NCAA Women's Basketball Championship, Arena Football League, and Liberty and Independence Bowl games at ESPN.

From 1985 through 1998, he served as a sports anchor for Salt Lake City's NBC affiliate, KSL, winning Sportscaster of the Year honors in 1994. Bolerjack also anchored the popular "Sportsbeat: Sunday" and provided play-by-play for Brigham Young University football and basketball. Bolerjack began his broadcasting career in 1981 at KTSB in Topeka, Kan., as a weekend anchor, then moved to KSNW-TV in Wichita, Kan., the following year.

Bolerjack graduated from Kansas State University in 1981 with a degree in broadcast journalism and marketing. He remains actively involved with his alma mater, returning to participate in a broadcast journalism seminar in the summer of 2011. In addition to his work at K-State, Bolerjack, along with the Sandy Area Chamber of Commerce and St. Mark's Hospital, launched the first annual Craig Bolerjack Golf Classic on June 10, 2011 in Sandy, Utah. The tournament raised funds to provide over 100 free mammograms for women in need in the Salt Lake area. He was awarded the 2014 Sandy City Humanitarian of the Year award.

Bolerjack and his wife, Sharon, have three sons and live in Salt Lake City.





MATT HARPRING

TELEVISION BROADCASTER/ANALYST

Matt Harpring enters his sixth season with the Jazz as the team's television analyst after joining Jazz broadcasts in 2009-10 for several guest appearances.

Harpring also spent time working with NBA TV as a studio analyst during the 2009-10 campaign. He will continue to partner with play-by-play announcer Craig Bolerjack for the majority of Jazz television broadcasts.

The former Jazz forward, who was well-known for his toughness throughout his 12-year NBA career, previously spent seven seasons as a player in Utah (2002-2009), averaging 11.9 points, 4.9 rebounds and 1.4 assists in 474 games. Originally drafted by the Orlando Magic with the 15th overall pick in the 1998 NBA Draft, Harpring was named to the 1998-99 All-Rookie First Team after averaging 10.5 points, 5.5 rebounds and 1.45 assists.

Harpring also spent time with the Cleveland Cavaliers and Philadelphia 76ers before signing with the Jazz as a free-agent prior to the 2002-03 season. Harpring would go on to have the best statistical season of his NBA career, averaging 17.6 points, 6.6 rebounds and 1.7 assists in his first season with the Jazz. He helped lead Utah to four playoff appearances during his time in Salt Lake.

Harpring played collegiately at Georgia Tech and is one of six players to have his number (15) retired by the Yellow Jackets. A four-year starter, Harpring averaged 17.9 points and 8.0 rebounds in 124 career games. He was also named to the Atlantic Coast Conference's 50th Anniversary Basketball Team in 2003. Harpring's younger brother and sister, Patrick and Megan, also played basketball at Georgia Tech.

Harpring, who comes from a long line of college football players (his grandfather, Norb played for Army, his father Jack played at Michigan, his uncle Chip played at Notre Dame, while his brothers John and Brian played at Akron and Northwestern, respectively), himself was a highly recruited quarterback at Marist High School in Georgia.

Born in Cincinnati, Ohio, but raised in Atlanta, Ga., Harpring spends his summers hosting basketball camps in Salt Lake City and Atlanta. He and his wife, Amanda, a doctor who graduated with a bachelor's degree from Cornell and attended Duke University for medical school, have five children (Luke, Kate, Bobby, Matthew and Grace Gloria) and reside in Atlanta.



STEVE BROWN

TELEVISION SIDELINE REPORTER

Now in his 44th year in the broadcasting industry, Steve Brown serves as the Jazz's television sideline reporter, and also fills the role of play-by-play

announcer when Craig Bolerjack is unavailable. Brown, who began his career as a radio play-by-play announcer at KBLW in Logan, Utah, has called the action for more than 20 different sports as diverse as women's gymnastics, cycling and ice hockey. Along the way he has earned three Emmy awards. Beginning in the spring of 2011, Brown hosts "Inside the Outdoors" on 1280 The Zone, a radio show that focuses on issues affecting Utah sportsmen.

Prior to joining the Jazz in 1991, Brown was the sports director at KTVX-TV in Salt Lake City. He was selected as Utah's Sportscaster of the Year in 2003 by his peers in the National Sportswriters and Sportscasters Association. He was also named Utah's Olympic Torchbearer for the 1980 Olympic Games in Lake Placid, N.Y.

A native of England, Brown graduated from Granite High School and Utah State University. For 14 years he served as host for the Jerry Lewis MDA Labor Day Telethon and is involved in numerous charitable causes throughout the state. Brown is the father of four boys and has six grandchildren.



DAVID LOCKE

RADIO BROADCASTER/PLAY-BY-PLAY

David Locke enters his seventh year as the radio play-by-play voice of the Utah Jazz, having spent the majority of his career in radio in Salt Lake City and Seattle.

Locke's previous NBA play-by-play experience includes one season as the radio voice of the Seattle SuperSonics (2006-2007), in addition to seven seasons as the play-by-play announcer for the WNBA's Seattle Storm (2000-2006), one season as the television play-by-play voice for University of Washington football, men's basketball and women's basketball (2002-2003) and one season as the TV/radio announcer of the WNBA's Utah Starzz.

Locke originally began his radio career in Los Angeles in 1992 at KIEV before moving to Salt Lake where he hosted the morning show at The Score. Locke then left for KISN as the station's mid-day radio host where he also was a pre and postgame reporter for Jazz games. In 1995 he was

hired to develop 1320 KFAN, serving as program director and afternoon drive host while also hosting the Jazz's pregame, halftime and postgame shows. With Locke at the helm, 1320 KFAN was the highest rated sports station in the Salt Lake City demographic of men 25-54. Locke's show reached its peak in the spring of 1998, ranking first in both FM and AM radio with adults 25-54 in the country.

In 1998, Locke moved to the Northwest, spending eight years as the host of "Sonics Talk," the Sonics' radio pregame, halftime and postgame shows on Sports Radio 950 KJR AM. Locke also wrote a weekly column for the Seattle Post-Intelligencer newspaper.

A native of Palo Alto, Calif., Locke graduated from Occidental College in Los Angeles with a degree in Political Science and Sociology. Locke and his wife have a son and a daughter.



RON BOONE

RADIO BROADCASTER/ANALYST

For the past 27 years, Ron Boone's distinctive voice and unique player's point of view have been a part of Utah Jazz games. Boone begins his sixth season in the

place his career began with the franchise two decades ago, joining radio play-by-play voice David Locke as an analyst. In addition, Boone will also join "Jazz Live," the team's television pregame and postgame show each game as a commentator, while also continuing to serve as analyst for select televised games.

Previously Boone spent five years teaming with Craig Bolerjack on Jazz television broadcasts and 16 years working with "Hot" Rod Hundley on radio/TV simulcasts. Boone is entering his 28th season overall with the Jazz after originally joining the organization in 1988-89 as a talk radio host.

A professional player for 13 seasons, Boone played with three American Basketball Association teams (Dallas, Utah and St. Louis) and three National Basketball Association teams (Kansas City, Los Angeles and Utah). He established the professional basketball record for consecutive games played at 1,041, playing 662 ABA and 379 NBA games consecutively during his career from

1968 through 1981. Boone finished his career in a Utah Jazz uniform, averaging 10.8 points and 3.6 assists in 127 games with the Jazz from 1979-81.

He first endeared himself to Utah hoops fans in 1970-71 when he led the Utah Stars to the ABA championship. He went on to become an All-ABA Second Team selection in 1973-74, and was named to the All-ABA First Team in 1974-75, when he scored 25.2 points per game. In 1996, he was named as one of the top 30 ABA players of all time.

After coming out of Idaho State University in 1968, Boone was an 11th-round draft pick of the Phoenix Suns and an eighth-round selection of the ABA's Dallas Chaparrals. He was selected to the 1968-69 ABA All-Rookie Team following his first year with Dallas.

A native of Omaha, Neb., Boone is an avid golfer who donates his time to several charity golf events each year. The most prominent is the Ron Boone Golf Classic which benefits the Huntsman Cancer Institute and takes place every August. Boone has two children (Jozette and JaRon) and three grandchildren. He and his two children make their homes in Salt Lake City.

ADDITIONAL MEMBERS OF THE JAZZ BROADCASTING TRAVELING PARTY



TRAVIS HENDERSON
*Executive Director of
Jazz Broadcasting*



JEREMY BRUNNER
Associate Producer



RYAN MALAVOLTA
Live Producer



SCOTT ROGERS
Duet Operator

JAZZ TV STUDIO HOSTS



ALEMA HARRINGTON



THURL BAILEY

JAZZ RADIO STUDIO HOSTS



SPENCER CHECKETTS



BRITTON JOHNSEN



TONY PARKS



JAKE SCOTT



NELSON MORÁN

SPANISH RADIO ANALYST

Nelson Morán enters his sixth season providing color commentary for the Spanish Radio broadcasts of the Utah Jazz games. Morán brings to the Spanish broadcasts a

wealth of experience from his native El Salvador and from more than a decade covering the Jazz and other local sports in Utah. Morán has been the voice of Real Salt Lake since the Major League Soccer franchise began in 2005 as well as the voice of Salt Lake Bees and Real Monarchs. He has been on the airwaves of the Salt Lake Valley since 2001.

After five years as the sports anchor for Telemundo Utah, Morán joined Bustos Media (now Adelante Media Group) as the sports anchor for KBTU Mundo Fox 23 and the sports reporter for Juan 1600 AM. Since 2009 he has been in charge as Operations Manager for Alpha Media SLC.

Prior to his experience here in the state of Utah, Morán spent 12 years as an on-air personality and programming director for El Salvador's prestigious Radio Mil-80.

Morán is married to María Reynosa and the couple has three children: Valeria Nicole, Jose Nelson and Gabriel Fernando.



ISIDRO LOPEZ

SPANISH RADIO ANALYST

Isidro Lopez enters his second season as an analyst for the Utah Jazz Spanish Radio broadcasts. He brings over 30 years of broadcasting experience including 20-plus years in

sports journalism. Lopez joins the Jazz Spanish broadcast team from 93.1 Amor and Mega 97.9 in New York, New Jersey, and Connecticut, where he provided sports analysis on local sporting events.

Lopez started his career in radio as an on-air personality for Radio Cadena Musical Uno before working with various stations in Ecuador. Isidro was the official voice

that identified ECUAVIS Channel 2 TV internationally, the leading news channel of Ecuador.

Internationally, Lopez has also broadcasted live from soccer stadiums in Argentina, Brazil, Paraguay, Chile, Bolivia, Peru, Colombia and Uruguay for various tournaments, including World Cup Qualifiers, Copa Libertadores de America and La Copa America. He continues to be involved with radio stations in Ecuador. Born in Ecuador, Lopez studied social communication at the University of Guayaquil. He took courses in communication studies at the CIESPAL Center of Studies as well. He is a contributor for Telemundo and participates in various commercials for radio, television, documentaries and voice dubbing.



NICOLE HERNÁNDEZ

SIDELINE REPORTER

Nicole Hernández is entering her third season as the sideline reporter for the Utah Jazz Spanish Radio after serving as an intern for Spanish Radio during the 2012-13 season. She spent

the 2010-11 season as a game operations intern in the Jazz before beginning a career in broadcast.

A Salt Lake City native, Hernández graduated from the University of Utah with a bachelor's degree in strategic communications with a minor in sociology. As an

undergrad, she was able to complete her degree while traveling to places such as Gijón, Spain, Costa Rica, and Washington D.C. An avid basketball fan from a young age, Hernández played Jr. Jazz growing up and competed on the sophomore and junior varsity basketball team at East High School.

Hernández and her son, Noé Kalani Fangalua, currently reside in Salt Lake City. Her mother, DaLawn, is a Utah native and her father, Ernesto Rico, was born in Hermosillo, Sonora, México.



FRANK ZANG

**SENIOR VICE PRESIDENT OF COMMUNICATIONS,
MILLER SPORTS & ENTERTAINMENT**

As senior vice president of communications, Frank Zang oversees public and community relations for

Larry H. Miller Sports & Entertainment's 11 properties. With a background in collegiate and Olympic sports, Zang has more than 25 years of experience in communications, media relations and public information, including work at seven Olympic Games.

The department has won three Golden Spike awards, including "Best of Show," and three additional awards of merit from the Utah PRSA chapter. Prior to joining the Larry H. Miller Group of Companies in January 2013, Zang served as the director of communications and marketing at Boise State University for eight years.

Zang worked for the U.S. Olympic Committee in Colorado Springs, Colo., as the associate director of media relations from 1991-98. He then joined the

Salt Lake Organizing Committee for the 2002 Olympic Paralympic Winter Games, where he directed the official Game-time news bureau. After the Games, he served as the director of communications for the legacy Utah Athletic Foundation.

He began his public relations career as an assistant sports information director in Atlanta at Georgia Tech where he won 35 national CoSIDA awards for writing and publications.

Zang graduated from the University of North Carolina at Chapel Hill with a degree in journalism. He resides in Salt Lake City with his wife and Kansas graduate, Heather, and their two sports-crazy boys, Alex and Ethan.



JONATHAN RINEHART

**VICE PRESIDENT OF COMMUNICATIONS,
EXECUTIVE DIRECTOR OF UTAH JAZZ SUMMER LEAGUE**

Jonathan Rinehart is currently in his second season as vice president of communications and

11th overall with the Jazz, having originally joined the organization in August of 2005. In his current capacity, Rinehart directs all publicity, strategic communications and media relations efforts for the Jazz while serving as team spokesperson and primary liaison between local and national media and the Jazz's front office, coaches and players.

He is also in his fifth season serving as the Northwest Division's representative on the NBA's Public Relations Advisory Board. Under his guidance, the Jazz public relations department earned a prestigious PRSA Silver Anvil "Award of Excellence" in the category of reputation/brand management in 2014, as well as multiple 2013 Golden Spike Awards from PRSA Utah for crisis management and institutional programs.

In addition to his communications role, Rinehart also serves as executive director of the Utah Jazz Summer League. The 2015 edition of the UJSL drew nearly 32,000 fans over the three-day, six-game event that returned NBA summer league basketball to Utah for the first time since 2008. Rinehart previously served as tournament director of the Jazz's Rocky Mountain Revue

summer league from 2006-08.

Prior to joining the Jazz, Rinehart spent two seasons (2004-05) as director of communications for the Colorado Crush of the Arena Football League, guiding the organization's publicity efforts through the team's 2005 ArenaBowl Championship. In addition, Rinehart also managed media requests and commitments for team CEO/co-owner John Elway. Before that Rinehart spent two seasons as media relations/website coordinator for the Denver Nuggets. Prior to his stint with the Nuggets, Rinehart spent the 2001 season as a production assistant in the Dallas Cowboys broadcast department, and served as associate producer on Dallas Desperados (AFL) game telecasts in 2002. Rinehart has also been a regular contributor to The Dallas Morning News, covering prep and suburban sports, and spent three seasons as media relations intern and then special statistician for the Dallas Mavericks.

A native of Memphis, Tenn., Rinehart earned his bachelor's degree in journalism from Southern Methodist University (SMU) in Dallas, graduating with honors and departmental distinction. He and wife Ashley, four-year-old son Dylan, two-year-old daughter Juliet and golden retriever Barley reside in Holladay, Utah.



DEREK GARDUÑO

DIRECTOR OF COMMUNICATIONS AND PLAYER RELATIONS

Derek Garduño enters his 11th season with the Jazz and first as director of communications and player relations

after serving five years as senior manager of communications. Garduño's responsibilities include serving as an editor for the team's media guide and game notes, coordinating interview requests with players and front office personnel, managing the department's internship program and traveling on the road with the team. In addition, Garduño assists Jazz executive director of basketball operations Richard Smith with the team's player development initiatives while also heading up Utah's alumni program.

A native of Kearns, Utah, Garduño spent three seasons with Triple-A Baseball's Salt Lake Bees, from 2005-07 while also working in the Jazz communications department. He last served as the Bees' manager of public/community relations. Garduño originally began his career as a communications intern with the Jazz in 2002. He has also worked with Politis Communications in Draper, Utah, as an account coordinator and with the Salt Lake Tribune as a sports assistant.

Garduño earned a bachelor's degree in speech communication from the University of Utah and currently resides with his two black Labrador Retrievers, Mya and Lyla, in Millcreek, Utah.



CAROLINE BURLESON

COMMUNICATIONS MANAGER

Caroline Burleson enters her third season as the Jazz Communications Manager. She assists in all day-to-day team public

relations responsibilities including composing press releases, media advisories and additional internal staff communications, serving as content editor for the team's game program and annual yearbook while also serving as an editor for the team's media guide and game notes, coordinating team and front office interview requests, and managing the department's communications assistant program and game night staff.

Burleson initially joined the Jazz as a public relations intern for the 2010-11 season. She went on to work for the Minnesota Lynx as the communications assistant before accepting a public relations internship with the Memphis Grizzlies for the 2012-13 season. During her time in Memphis, she coordinated local and national

interview requests for the Grizzlies players and staff. Burleson was also responsible for the team's All-Star campaigns and end-of-season awards. She spent the 2013 preseason with the Brooklyn Nets as the public relations assistant before returning to Salt Lake.

Outside of the NBA, Burleson has assisted in the public relations efforts for several collegiate events, including the 2012 ACC Men's Basketball Tournament, the 2012 NCAA Men's Basketball South Regional and the 2013 NCAA Men's Basketball Final Four at the Georgia Dome in Atlanta.

A native of Woodstock, Ga., Burleson graduated from the University of Georgia with a bachelor's degree in speech communication. While at Georgia, she served as the assistant operations coordinator for the men's basketball team under Head Coach Mark Fox and his coaching staff. She currently resides in downtown Salt Lake City.

COMMUNICATIONS ASSISTANTS



GEOFF LANGHAM



JUSTIN TRUJILLO

PRINT

SALT LAKE TRIBUNE

(801) 257-8900

Sports Editor: Joe Baird

Jazz Beat Writers: Aaron Falk, Tony Jones

Columnists: Kurt Kragthorpe, Gordon Monson

DESERET NEWS

(801) 237-2161

Sports Editor: Kent Condon

Jazz Beat Writer: Jody Genessy

NBA Writers: Randy Hollis, Mike Sorensen

Columnists: Doug Robinson, Brad Rock

STANDARD-EXAMINER

(801) 394-7711

Sports Editor: TBD

PROVO DAILY HERALD

(801) 344-2550

Sports Editor: Jared Lloyd

LOGAN HERALD-JOURNAL

(435) 752-2121

Sports Editor: Shawn Harrison

WIRE SERVICE

ASSOCIATED PRESS

(801) 322-3405

Sports Writer: Kareem Copeland

Photographer: Rick Bowmer

TV

ROOT SPORTS (CABLE)

KJZZ/CH. 14 (IND.)

Utah Jazz Flagship

(801) 325-2500

General Manager/Vice President of

Broadcasting: Jeremy Castro

Executive Director of Broadcasting:

Travis Henderson

Broadcasters: Craig Bolerjack, Matt Harpring,

Steve Brown, Alema Harrington, Thurl Bailey,

Phil Johnson

KUTV/CH. 2 (CBS)

(801) 839-1234

Sports Talent: Dave Fox, David James,

Adam Mikulich

Sports Producer: Nate Dowdle, Tim Peterson

KTVX/CH. 4 (ABC)

(801) 975-4401

Sports Director/Talent: Wesley Ruff

Talent: Dana Greene

Sports Producer: Chad Mobley

KSL/CH. 5 (NBC)

(801) 575-5555

Sports Talent: Jeremiah Jensen, Rod Zundel

Sports Producers: David Noriega

KSTU/CH. 13 (FOX)

(801) 536-1313

Sports Director/Talent: Jeff Rhineer

Sports Talent: Rebecca Cade, Morgan Vance

TELEMUNDO/CH. 50/51 (IND., Spanish)

(801) 313-9500

Sports Reporter: Enrique Corona

KBTU - CH. 23 (IND., Spanish)

(801) 908-8777

Sports Reporter: Nelson Moran

RADIO

KZNS (97.5 FM/1280 AM - The Zone)

Utah Jazz Flagship

(855) 340-ZONE

Program Director/Host: Scott Garrard

Sports Talk Show Hosts: David James,

Patrick Kinahan, Jake Scott, Tony Parks,

Hans Olsen, Spence Checketts,

Gordon Monson

Producers: Jake Hatch, Lloyd Cole,

Austin Horton

KFNZ (1320 AM - KFAN)

(801) 485-6700

Sports Talk Show Hosts: Kyle Gunther,

Ben Anderson

Reporters: Ben Wilson

Producers: Will Smith, Jefferson Curtis

KALL (700 AM - ESPN 700)

(801) 524-2600

Program Director/Host: Bill Riley

Sports Talk Show Hosts: Tom Kirkland, Sean

O'Connell,

Producer/Reporter: David Glauser

Producers: Dave Gore, Trevor Allen

KSL (1160 AM)

(801) 575-7667

Sports Reporters: Cleon Wall

Producer: Randolph Fairbairn, Greg Wrubell

TRAVELING WRITERS WHO COVER THE JAZZ



AARON FALK
Salt Lake Tribune



TONY JONES
Salt Lake Tribune



JODY GENESSY
Deseret News



MIKE SORESENSEN
Deseret News

PLAYERS



2015-16 ROSTER

NO.	PLAYER	POS.	HT.	WT.	BIRTHDATE	PRIOR TO NBA/HOME COUNTRY	YRS.
33	Trevor Booker	F	6-8	230	11/25/87	Clemson/USA	5
3	Trey Burke	G	6-1	185	11/12/92	Michigan/USA	2
10	Alec Burks	G	6-6	211	7/20/91	Colorado/USA	4
45	Jack Cooley	F	6-9	246	4/12/91	Notre Dame/USA	1
8	Bryce Cotton	G	6-1	165	8/11/92	Providence/USA	1
11	Danté Exum	G	6-6	190	7/13/95	Australian Inst. of Sport/Australia	1
15	Derrick Favors	F/C	6-10	262	7/15/91	Georgia Tech/USA	5
27	Rudy Gobert	C	7-1	245	6/26/92	Cholet Basket (France)/France	2
30	Treveen Graham	G/F	6-6	219	10/28/93	VCU/USA	R
20	Gordon Hayward	G/F	6-8	225	3/23/90	Butler/USA	5
5	Rodney Hood	G/F	6-8	215	10/20/92	Duke/USA	1
2	Joe Ingles	F	6-8	216	10/2/87	Maccabi Tel Aviv (Israel)/Australia	1
17	Grant Jerrett	F	6-10	232	7/8/93	Arizona/USA	1
23	Chris Johnson	F	6-6	201	4/29/90	Dayton/USA	3
41	Trey Lyles	F	6-10	241	11/5/95	Kentucky/Canada	R
13	Elijah Millsap	G/F	6-6	215	8/12/87	UAB/USA	1
25	Raul Neto	G	6-1	172	5/19/92	UCAM Murcia (Spain)/Brazil	R
22	JJ O'Brien	F	6-7	220	4/8/92	San Diego State/USA	R
21	Tibor Pleiss	C	7-3	262	11/2/89	FC Barcelona (Spain)/Germany	R
24	Jeff Withey	C	7-0	222	3/7/90	Kansas/USA	2

COACHING STAFF

Head Coach:

Assistant Coaches:

Quin Snyder

Johnnie Bryant

Alex Jensen

Brad Jones

Igor Kokoskov

Antonio Lang

Mike Wells

Assistant Coach/Integrated Player Development:

Jeff Watkinson

Director of Sports Science/Assistant Coach:

Mark McKown

Head Strength & Conditioning Coach:

Isaiah Wright

Head Athletic Trainer:

Brian Zettler

Assistant Athletic Trainer:

Nick Asay

NUMERICAL ROSTER

2	Joe Ingles	15	Derrick Favors	25	Raul Neto
3	Trey Burke	17	Grant Jerrett	27	Rudy Gobert
5	Rodney Hood	20	Gordon Hayward	30	Treveen Graham
8	Bryce Cotton	21	Tibor Pleiss	33	Trevor Booker
10	Alec Burks	22	JJ O'Brien	41	Trey Lyles
11	Danté Exum	23	Chris Johnson	45	Jack Cooley
13	Elijah Millsap	24	Jeff Withey		

JAZZ PRONUNCIATION GUIDE

Danté Exum (DAH-n-tay X-umm)

Raul Neto (Hah-OOL Nett-oh)

Joe Ingles (ING-guhls)

Treveen Graham (TRAY-vee-on)

Rudy Gobert (go-BARE)

Tibor Pleiss (TEE-bore PLICE)

ROSTER BREAKDOWN (20 PLAYERS)

Guards (7): Trey Burke, Alec Burks, Bryce Cotton, Danté Exum, Rodney Hood, Elijah Millsap, Raul Neto

Forwards (10): Trevor Booker, Jack Cooley, Derrick Favors, Treveen Graham, Gordon Hayward, Joe Ingles, Grant Jerrett, Chris Johnson, Trey Lyles, JJ O'Brien

Centers (3): Rudy Gobert, Tibor Pleiss, Jeff Withey

HOW 2015-16 ROSTER WAS BUILT:

DRAFTED BY JAZZ (5):

First Round (5)

Danté Exum (G), 2014, first round (fifth overall)
Gordon Hayward (F), 2010, first round (ninth overall)
Alec Burks (G), 2011, first round (12th overall)
Trey Lyles (F), 2015, first round (12th overall)
Rodney Hood (G/F), 2014, first round (23rd overall)

Second Round (0)

None

FREE AGENTS (8):

Trevor Booker (F), signed on 7/21/14
Elijah Millsap (G/F), signed on 1/25/15
Bryce Cotton (G), signed on 3/16/15
Jack Cooley (F), signed on 3/26/15
Chris Johnson (F), signed on 3/26/15
Treveen Graham (G/F), signed on 8/17/15
Jeff Withey (C), signed on 8/24/15
JJ O'Brien (F), signed on 8/28/15

CLAIMED OFF WAIVERS (1):

Joe Ingles (F), from L.A. Clippers on 10/27/14

BY TRADE (6):

Derrick Favors (F/C): From New Jersey, along with Devin Harris, a 2011 first-round pick (No. 3, Enes Kanter) and a protected future first-round pick (from Golden State, 2013, later traded to Minnesota - No. 21 Gorgui Dieng), in exchange for Deron Williams (2/23/11)
Trey Burke (G): (Draft rights - No. 9) from Minnesota, in exchange for the draft rights to Shabazz Muhammad (No. 14) and Gorgui Dieng (No. 21) (6/27/13)
Rudy Gobert (C): (Draft rights - No. 27) from Denver, in exchange for draft rights to Erick Green (No. 46) and cash considerations (6/27/13)
Grant Jerrett (F): From Oklahoma City along with Kendrick Perkins, the rights to Tibor Pleiss and a future first round pick, and a 2017 second round pick from Detroit, in exchange for Enes Kanter and Steve Novak - part of three team trade between Utah, Oklahoma City, and Detroit (2/19/15)
Raul Neto (G): (Draft rights - No. 47) from Atlanta in exchange for a 2015 second-round pick (from Brooklyn) (6/27/13)
Tibor Pleiss (C): From Oklahoma City along with Grant Jerrett, Kendrick Perkins and a future first round pick, and a 2017 second round pick from Detroit, in exchange for Enes Kanter and Steve Novak - part of three team trade between Utah, Oklahoma City, and Detroit (2/19/15)

WHERE THEY WERE DRAFTED:

First Round (9)

3rd - Derrick Favors (F), 2010 by New Jersey
 5th - **Danté Exum (G)**, 2014 by Utah
 9th - **Gordon Hayward (F)**, 2010 by Utah
 Trey Burke (G), 2013 by Minnesota
 12th - **Alec Burks (G)**, 2011 by Utah
 Trey Lyles (F), 2015 by Utah
 23rd - Trevor Booker (F), 2010 by Minnesota
 Rodney Hood (F), 2014 by Utah
 27th - Rudy Gobert (C), 2013 by Denver

Second Round (4)

31st - Tibor Pleiss (C), 2010 by New Jersey
 39th - Jeff Withey (C), 2013 by Portland
 40th - Grant Jerrett (F), 2013 by Portland
 47th - Raul Neto (G), 2013 by Atlanta

Undrafted (7)

Joe Ingles (F), 2009
 Elijah Millsap (F), 2010
 Chris Johnson (F), 2012
 Jack Cooley (F), 2013
 Bryce Cotton (G), 2014
 Treveen Graham (F), 2015
 JJ O'Brien (F), 2015

RETURNEES FROM 2014-15 JAZZ (14)

Trevor Booker, Trey Burke, Alec Burks, Jack Cooley, Bryce Cotton, Danté Exum, Derrick Favors, Rudy Gobert, Gordon Hayward, Rodney Hood, Joe Ingles, Grant Jerrett, Chris Johnson, Elijah Millsap

FORMER JAZZ PLAYERS

None.

FORMER NBA TEAMMATES

None.

COLLEGIATE FINAL FOURS (4)

Gordon Hayward (1, Butler – 2010)
 Jeff Withey (1, Kansas – 2012)
 Trey Burke (1, Michigan – 2013)
 Trey Lyles (1, Kentucky – 2015)

COLLEGIATE NCAA CHAMPIONSHIP GAMES (3)

Gordon Hayward (1, Butler – 2010)
 Trey Burke (1, Michigan – 2013)
 Jeff Withey (1, Kansas – 2012)

COLLEGIATE NATIONAL CHAMPIONSHIPS (0)

NBA DEVELOPMENT LEAGUE EXPERIENCE (6)

TOTAL: 6 PLAYERS, 338 GAMES; JAZZ ASSIGNMENT ONLY: 3 PLAYERS, 47 GAMES)

Player	Gms (Seasons)	Breakdown
Elijah Millsap	155 (5)	Tulsa 66ers (2010-11), Los Angeles D-Fenders (2011-14), Bakersfield Jam (2014-15)
Chris Johnson	75 (3)	Rio Grande Valley Vipers (2012-15)
Grant Jerrett	46 (2)	Tulsa 66ers (2013-14), Oklahoma City Blue* (2014-15), Idaho Stampede* (2014-15)
Bryce Cotton	34 (1)	Austin Spurs (2014-15)
Jack Cooley	20 (1)	Idaho Stampede (2014-15)
Rudy Gobert	8 (1)	Bakersfield Jam (2013-14)*
6 PLAYERS	338 (13)	7 DIFFERENT TEAMS

*NBA team assignment

NBA PLAYOFF EXPERIENCE

(TOTAL: 4 PLAYERS, 21 GAMES; JAZZ ONLY: 3 PLAYERS, 12 GAMES)

Player	Gms (Seasons)	Breakdown
Trevor Booker	9 (1)	Washington (2014)
Alec Burks	4 (1)	Utah (2012)
Derrick Favors	4 (1)	Utah (2012)
Gordon Hayward	4 (1)	Utah (2012)
4 PLAYERS	21 (4)	2 DIFFERENT TEAMS

NBA FINALS (0)

None

NBA CHAMPIONSHIPS (0)

None

NBA ALL-STARs (0)

None

Trevor Booker

33

POSITION Forward
 HEIGHT 6-8
 WEIGHT 228
 BIRTHDATE 11/25/87 in Newberry, S.C.
 HIGH SCHOOL Union County H.S. (Union City, S.C.)
 COLLEGE Clemson
 PRO Entering 6th NBA season (2nd with Jazz)



- Had 36 points at Portland on 4/11/15, marking the most points scored in a game in 2014-15 by a veteran (non-rookie) who had never previously had a 30-point game
- First player in ACC history to record 1,500 points, 1,000 rebounds, 200 blocks, 200 assists and 100 steals in a career
- Named to the 2010 All-ACC First Team and All-ACC Defensive Team
- Led Clemson to three straight NCAA tournament appearances (2008-10)

2014-15 SEASON

Appeared in 79 games (five starts) with the Jazz, averaging 7.2 points, 5.0 rebounds and 1.1 assists ... Missed one game due to minor outpatient surgery (12/22) ... Was not with team due to stomach flu (1/13) ... Had one DNP-CD (4/15) ... Scored in double figures 19 times ... Logged three double-doubles ... Knocked down 29 three-point field goals after having only connected on one in prior four seasons in the NBA ... Tallied a career-high and Jazz season-high 36 points, including a career-high four three-pointers, marking the most points scored in a game in 2014-15 by a veteran (non-rookie) who had never previously had a 30-point game (4/11) ... Pulled down a season-high 15 boards and handed out a career-high six assists at MIN (1/3) ... Recorded 17 points and seven rebounds vs. GSW (1/30) ... Scored 13 points, grabbed 12 boards and blocked three shots vs. DAL (4/13) ... Notched 11 points and 10 rebounds at BOS (3/4) ... Finished with 12 points, six boards and two steals vs. MIL (2/28).

AS A PROFESSIONAL

Has appeared in 314 games (110 starts), with Washington and Utah, averaging 6.6 points and 5.1 rebounds in 20.2 minutes ... **2013-14:** Appeared in 72 games (45 starts) with the Washington Wizards ... Averaged 6.8 points and 5.3 rebounds in 21.6 minutes ... Had nine DNP-CD ... Missed one game due to a sprained left ankle (1/20) ... Posted double-digit scoring in 24 games ... Notched five double-doubles ... Had seven games with 10-plus rebounds ... Registered two games with 20-plus points ... Shot better than 50 percent on 44 occasions, better than 60 percent on 28 occasions and was perfect from the field on six occasions ... Tallied a season-high 24 points and grabbed 14 rebounds at ATL (12/13) ... Recorded 10 points and a career-high 19 boards vs. DAL (1/1) ... First Washington player since 2011 to pull down 19-plus rebounds in a game ... Posted 13 points on 5-of-5 shooting and 11 rebounds vs. MIA (11/15) ... Scored 20 points on 9-of-13 shooting at BOS (4/16) ... Tied a career-high with four assists vs. DET (12/28) ... Had a career-high nine offensive rebounds (13 total rebounds) at BKN (12/18) ...

NBA REGULAR SEASON STATISTICS

Year	Team	G	GS	MIN	FG	FGA	FT	FTA	3FG	3FGA	PF	PT	REB	AST	BLK	STL	TO	PTS	RPG	APG	PPG					
2010-11	Washington	65	14	1063	139	253	549	0	1	.000	68	101	.673	98	153	251	35	115	2	29	38	42	346	3.9	0.5	5.3
2011-12	Washington	50	32	1261	181	341	531	1	2	.500	56	93	.602	119	206	325	40	138	1	48	58	43	419	6.5	0.8	8.4
2012-13	Washington	48	14	887	108	220	491	0	5	.000	40	72	.556	98	141	239	40	95	0	32	31	16	256	5.0	0.8	5.3
2013-14	Washington	72	45	1553	222	403	551	0	2	.000	47	76	.618	148	230	379	64	131	0	41	58	45	491	5.3	0.9	6.8
2014-15	Utah	79	5	1564	226	464	487	29	84	.345	86	148	.581	139	258	397	83	144	1	43	88	41	567	5.0	1.1	7.2
TOTALS		314	110	6328	876	1681	521	30	94	.319	297	490	.606	603	988	1591	262	623	4	193	273	187	2079	5.1	0.8	6.6

NBA PLAYOFF STATISTICS

Year	Team	G	GS	MIN	FG	FGA	PCT	3FG	3FGA	PCT	FTM	FTA	PCT	OFF	DEF	TOT	AST	PF	DQ	STL	TO	BLK	PTS	RPG	APG	PPG
2014	Washington	9	1	146	13	29	.448	0	2	.000	4	6	.667	16	23	39	8	25	1	2	3	9	30	4.3	0.9	3.3
TOTALS		9	1	146	13	29	.448	0	2	.000	4	6	.667	16	23	39	8	25	1	2	3	9	30	4.3	0.9	3.3

Recorded a career-high 12 defensive rebounds twice vs. DAL (1/1) and at ATL (12/13) ... **2012-13:** Appeared in 48 games (14 starts) ... Averaged 5.3 points and 5.0 rebounds in 18.5 minutes ... Averaged 8.1 points and 6.0 rebounds as a starter ... Missed 24 games due to a strained right knee (11/21-1/16) and one game due to a sprained left ankle (1/14) ... Had nine DNP-CD ... Recorded three double-doubles ... Registered 10 games with 10-plus points ... Had four games with 10-plus rebounds ... Scored a season-high 16 points and grabbed a season-high tying 13 rebounds vs. BKN (4/15) ... Scored 13 points and grabbed 12 rebounds vs. MIL (3/13) ... **2011-12:** Appeared in 50 games (32 starts) ... Averaged 8.4 points and 6.5 rebounds in 25.2 minutes ... Missed one game due to right knee tendinitis (3/26) ... Sidelined the final 15 games of the season due to plantar fasciitis in his left foot (3/30-4/26) ... Recorded four double-doubles ... Registered 10 games with 10-plus rebounds ... Scored a season-high 20 points twice at MIL (2/28) and at DAL (3/13) ... Scored 18 points and grabbed 17 rebounds (eight offensive) vs. LAL (3/7) ... Had three straight games of 11-plus rebounds (3/24-3/29) ... **2010-11:** Appeared in 65 games as a rookie (14 starts) ... Averaged 5.3 points and 3.9 rebounds in 16.4 minutes ... Averaged 10.2 points and 7.6 rebounds as a starter ... Suffered a fractured sesamoid bone in his right foot and missed the final 11 games of the season (3/25-4/13) ... Started his first career NBA game at SAC (12/8) ... Scored 20-plus points three times ... Recorded five double-doubles ... Grabbed 10-plus rebounds in six contests ... Posted a season-high 26 points on 12-of-15 shooting and 13 rebounds at TOR (3/18) ... Tied a season-high 13 rebounds and added 13 points vs. OKC (3/14) ... Registered 21 points and five boards at PHI (2/23) ... Blocked a season-high six shots vs. ORL (2/4).

IN THE PLAYOFFS

2014 (w/ Washington): Appeared in nine games (one start), averaging 3.3 points, 4.3 rebounds and 1.0 block in 16.2 minutes.

CAREER NBA TRANSACTIONS

Selected by the Minnesota Timberwolves in the first round (23rd overall pick) of the 2010 NBA Draft ... Draft rights traded by Minnesota to the Washington Wizards along with the draft rights to Hamady Ndiaye (56th overall pick) in exchange for the rights to Lazar Hayward (30th overall pick) and Nemanja Bjelica (35th overall pick) on 6/24/10 ... Signed by the Utah Jazz to a multi-year deal on 7/21/14.

AS A COLLEGIAN

Played four seasons at Clemson University (2006-10), averaging 12.9 points, 7.9 rebounds and 1.9 blocks in 30.8 minutes over 134 career games ... Finished his career at Clemson ranked fifth all-time in scoring (1,725 points) and third all-time in rebounds (1,060) ... Led the team to three consecutive NCAA Tournament appearances (2008-10) ... Became the first player in ACC history to total 1,500 points, 1,000 rebounds, 200 blocks, 200 assists and 100 steals in a career ... Averaged double figures in scoring in all four collegiate seasons ... **2009-10:** Appeared in 32 games ... Averaged 15.2 points, 8.4 rebounds and 2.4 assists in 30.8 minutes... Named to both the All-ACC First Team and All-ACC Defensive Team ... **2008-09:** Appeared in 32 games ... Averaged 15.3 points, 9.7 rebounds and 1.7 assists ... Averaged a career-high in points (15.3) ... Became the first ACC player since Tim Duncan in 1996-97 to lead the league in both field goal percentage (.571) and rebounding per game (9.7) ... Was named to the All-ACC Defensive Team and All-ACC Second Team ... **2007-08:** Appeared in 34 games, averaging 11.0 points, 7.3 rebounds and 1.5 assists ... Led Clemson to the NCAA tournament as a fifth seed ... **2006-07:** Appeared in a career-high 36 games ... Averaged 10.4 points, 6.4 rebounds, 1.1 assists and a career-high 2.2 blocks ... Led Clemson to a 25-11 overall record.

OTHER PLAYING EXPERIENCE

Won a bronze medal at the University World Games with Team USA in the summer of 2009 ... Averaged 21.9 points, 16.4 rebounds and 3.5 assists as a senior at Union County High School ... Named the 2006 South Carolina Gatorade Player of the Year.

PERSONAL

Born Trevor Fitzgerald Booker on Nov. 25, 1987 in Newberry S.C. ... Married to April ... Attended Union County High School in Union City, S.C. ... Earned bachelor's degree in PRTM from Clemson (commercial recreation, sport and camp management) ... Donated \$30,000 to Clemson in the summer of 2015 to benefit The Design and Entrepreneurship Network ... Some of the money is also earmarked for Emerging Scholars of Clemson University, a program that helps high school students from economically disadvantaged areas of South Carolina get into college ... Younger brother, Devin, played for four years at Clemson (2009-13) and now competes professionally in France ... Is the cousin of fellow NBA player Jordan Hill ... Hosted "Booker's Breakfast Assist," a food drive dedicated to feeding Utah's urban communities in the fall of 2014 and 2015 ... Served as a special guest referee in the Special Olympics D.C. Unified Sports athletes and part-ners basketball game ... Follow him on twitter at @35_Fitz.

Trey Burke

3

POSITION Guard
 HEIGHT 6-1
 WEIGHT 191
 BIRTHDATE 11/12/92 in Columbus, Ohio
 HIGH SCHOOL Northland H.S. (Columbus, Ohio)
 COLLEGE Michigan
 PRO Entering 3rd NBA season (3rd with Jazz)



- Third-most single season three-pointers in Jazz history (124) in 2014-15
- Member of the 2014 USA Men's Basketball Select Team
- Earned 2013-14 NBA All-Rookie First Team honors
- Three-time Western Conference Rookie of the Month
- Consensus 2013 National Collegiate Player of the Year

2014-15 SEASON

Appeared in 76 games (43 starts) with Utah, posting averages of 12.8 points, 2.7 rebounds and 4.3 assists in 30.1 minutes per game ... Missed one game due to strep throat (1/5) and five games due to a sore lower back (4/4-4/5, 4/11-4/13) ... Participated at the 2015 BBVA Rising Stars Challenge at All-Star Weekend in Brooklyn, logging 17 points for Team USA ... Scored 10-plus points on 52 occasions and 20-plus points in 11 contests ... Posted three double-doubles ... Recorded a season-high 28 points along with six rebounds and six assists at MIN (1/3) ... Notched 20 points on a career-high-tying five three-pointers made at GSW (3/21) ... Scored 26 points and had six assists vs. MIN (12/30) ... Recorded a team-high 22 points, four assists, six boards and a career-high-tying four steals vs. OKC (3/28) ... Posted a game-high 23 points and a game-high six assists vs. MIL (2/28) ... Dished out a season-high-tying 11 assists and scored 13 points vs. ORL (12/5) ... Knocked down a game-winning shot at the buzzer and finished with 13 points and eight assists at NYK (11/14) ... Tallied 11 assists and 11 points at ATL (11/12).

AS A PROFESSIONAL

Has appeared in 146 games (111 starts) in two seasons with the Utah Jazz, averaging 12.8 points, 2.8 rebounds and 5.0 assists in 31.2 minutes per game ... **2013-14:** Appeared in 70 games (68 starts) as a rookie ... Averaged 12.8 points, 3.0 rebounds and a team-high 5.7 assists in 32.3 minutes ... Selected to the 2013-14 NBA All-Rookie First Team, the sixth Jazz player to make the First team ... Earned NBA Western Conference Rookie of the Month honors three times in 2013-14 (December, January, April) ... Second Jazz player to ever win Rookie of the Month (Karl Malone, December 1985) and the first Jazzman to win the award in multiple months ... Finished third in 2013-14 NBA Rookie of the Year balloting ... Won the 2014 Taco Bell Skills Challenge during NBA All-Star weekend in New Orleans alongside Damian Lillard of the Portland Trail Blazers ... Participated in the 2014 BBVA Compass Rising Stars Challenge during All-Star Weekend, contributing six points and two steals ... Missed first 12 games of regular season due to right index finger surgery (10/30-11/18) ... Led Jazz in assists 31 times and in scoring 10 times ... Posted double-digit scoring in 48 contests ... Recorded eight double-doubles in rookie campaign ... Produced 20-plus points in 12 games ... Had 10-or-more assists in seven games ... Handed out second most assists per game among rookies (5.7) ... Set a Jazz rookie record for three pointers made in a season since 1979-80 (111) ... Ranked second in total three-point field goals made for all NBA rookies (111) ... Led all qualified NBA rookies in free throw percentage (.903) ... Made professional debut scoring 11 points on 5-of-8 shooting in 12 minutes off the bench at NOP (11/20) ... Tallied a career-high 32 points and was perfect from the free throw line (10-of-10) at MIN (4/16) ... Connected on a career-high five three-pointers, scoring 23

NBA REGULAR SEASON STATISTICS

Year	Team	G	GS	MIN	FG	FGA	PCT	3FG	3FGA	PCT	FTM	FTA	PCT	OFB	DEF	TOT	AST	PF	DO	STL	TO	BLK	PIS	RPG	APG	PPG
2013-14	Utah	70	68	2262	341	897	.380	111	336	.330	102	113	.903	37	171	208	396	145	1	42	131	6	895	3.0	5.7	12.8
2014-15	Utah	76	43	2288	370	1005	.368	124	390	.318	109	145	.752	31	173	204	328	119	0	65	124	15	973	2.7	4.3	12.8
TOTALS		146	111	4550	711	1902	.374	235	726	.324	211	258	.818	68	344	412	724	264	1	107	255	21	1868	2.8	5.0	12.8

points vs. ATL (3/10) ... Registered 21 points and six assists vs. HOU (12/2) ... Produced 21 points and five assists at CHA (12/30) ... Recorded 30 points on 12-of-20 shooting, seven rebounds and eight assists at ORL (12/18) ... Posted 24 points and a career-high 15 assists at GSW (4/6) ... Knocked down the game winning three-point basket with two seconds remaining vs. ORL (3/22).

CAREER NBA TRANSACTIONS

Selected by the Minnesota Timberwolves in the first round (ninth overall pick) of the 2013 NBA Draft ... Draft rights traded by Minnesota to the Utah Jazz in exchange for the draft rights to Shabazz Muhammad (14th overall pick) and Gorgui Dieng (21st overall pick) on 6/27/13.

AS A COLLEGIAN

Played two seasons at the University of Michigan (2011-13) ... Appeared in 73 games (72 starts) and averaged 16.9 points, 3.4 rebounds and 5.7 assists in 35.7 minutes ... **2012-13:** Started all 39 games and selected as team captain, averaging team highs of 18.6 points and 6.7 assists, along with 3.2 rebounds and 1.6 steals in 35.3 minutes while leading Michigan to the 2013 NCAA Championship Game ... Hit the game-tying three pointer to force overtime in a win over Kansas to advance to the Elite Eight ... 2013 NCAA Final Four All-Tournament Team ... NCAA South Regional Most Outstanding Player ... NCAA South Regional All-Tournament Team ... Consensus 2013 National Player of the Year, winning the 2013 Naismith National Player of the Year, John R. Wooden National Player of the Year, Sports Illustrated National Player of the Year, Oscar Robertson National Player of the Year and Associated Press National Player of the Year ... Also earned the Bob Cousy Award for the nation's top point guard ... Consensus All-American, named to John R. Wooden All-America Team, Associated Press All-America First Team ... NABC Coaches' Division I All-America First Team ... USBWA All-America First Team ... Sporting News All-America First Team ... Sports Illustrated All-America First Team ... CBSSports.com All-America First Team ... 2013 Big Ten Player of the Year as selected by coaches & media ... All-Big Ten First Team, unanimous selection by coaches & media ... Set the single-season assist record at Michigan (255) ... **2011-12:** Played in all 34 games (33 starts) as a freshman ... Led the team with a 14.8 scoring average, 4.6 assists and 3.5 rebounds in 36.1 minutes ... Big Ten Freshman of the Year (media) ... Big Ten All-Freshman Team (unanimous selection) ... Helped UM to its first Big Ten title in 26 years (shared with Michigan State and Ohio State).

OTHER PLAYING EXPERIENCE

Chosen as a member of the 2014 USA Men's Select Team that trained against the USA Basketball Men's National Team prior to the 2014 FIBA World Cup ... Was a three-year starter at Northland High School in Columbus ... 2009 OHSAA Division I State Champions ... 2011 OHSAA Division I State Runner-up ... Also helped Northland to four Columbus City League titles, three District titles and two regional titles ... Finished career with 1,291 points and a 97-5 record ... Accumulated the most wins (97) by any individual player in Northland history ... One of just three players in history of Columbus City League to go undefeated in career (57-0) ... Associated Press Ohio Mr. Basketball (2011) ... OHSAA Division I Co-Player of the Year (2011) ... OHSAA Division I All-State First Team (2011) ... Central District Player of the Year (2011) ... Central District Division I first team (2011), second team (2010), honorable mention (2009) ... Metro Player of the Year (2011) ... All-Metro, first team (2011), second team (2009, '10) ... All-City first team (2011), second team (2010).

PERSONAL

Given name is Alfonso Clark Burke III, but goes by the nickname of "Trey" ... Son of Alfonso "Benji" Burke II and Ronda Burke ... Born and raised in Columbus, Ohio ... Represented the Utah Jazz during the NBA's Basketball Without Borders Africa and the first-ever NBA Africa Game in the summer of 2015 ... Visited the Philippines to help host basketball clinics as part of NBA Cares, the league's global social responsibility program that works with internationally-recognized youth programs as education, youth and family development and hands-on community service ... Helps at various YMCAs and Boys & Girls Clubs in Columbus, Ohio during the offseason ... Was a high school teammate of Boston Celtics' Jared Sullinger ... High school coach was Jared's dad, Satch Sullinger.

Alec Burks

10

POSITION Guard
 HEIGHT 6-6
 WEIGHT 214
 BIRTHDATE 7/20/91 in Grandview, Mo.
 HIGH SCHOOL Grandview H.S. (Grandview, Mo.)
 COLLEGE Colorado
 PRO Entering 5th NBA season (5th with Jazz)



- Second highest bench scoring average in the NBA in 2013-14 (13.9 ppg)
- 2013-14 Jazz second leading scorer in total points (1,089) and per game (14.0)
- Named to 2012 All-Summer League First Team at the Orlando Pro Summer League
- Holds CU freshman (512) and sophomore (779) scoring records

2014-15 SEASON

Appeared and started in 27 games, averaging 13.9 points, 4.2 rebounds and 3.0 assists in 33.3 mpg ... Missed the remainder of the 2014-15 season and was inactive in 55 games due to left shoulder injury, surgery and rehab (12/3-12/5, 12/27-4/15) ... Posted a season-high 23 points at MEM (12/22) ... Registered a career-high 13 boards and scored 20 points vs. OKC (11/18) ... Had 22 points and eight rebounds vs. DEN (12/1) ... Scored 22 points at ATL (11/12) ... Tallied 16 points, four boards, three assists and two steals at SAC (12/8) ... Recorded 19 points at WAS (12/14) ... Notched a team-high 18 points vs. HOU (10/29) ... Registered two double-doubles on the season.

AS A PROFESSIONAL

Has appeared in 228 games (39 starts) in four seasons with Utah, averaging 10.3 points, 2.8 rebounds and 1.9 assists in 22.7 mpg ... **2013-14:** Appeared in 78 games (12 starts) ... Averaged 14.0 points, 3.3 rebounds and 2.7 assists ... Missed four games due to left ankle sprain (3/22-3/28) ... Led the team in scoring 14 times and in assists nine times ... Ranked second on the team in total points (1,089) and scoring per game (14.0) ... Posted double-digit scoring in 60 games, 20-plus points in 15 games and 30-plus points in two games ... Shot 50-plus percent from the field in 36 games and 60-plus in 18 games ... Ranked second in Utah free throw attempts (373) and free throws made (279) ... Scored double-digits in 28 of the team's final 29 games ... Had at least 10 free throw attempts in seven games ... Produced second-highest bench scoring average in NBA (13.9 ppg) and was fourth in total bench points (919) ... Notched a career-high 34 points on 13-of-19 shooting and five assists vs. DEN (1/13) ... Produced 31 points, seven assists and four steals off the bench at MIA (12/16) ... Tied a team-high 24 points and had four steals at GSW (4/6) ... Recorded a team-best 21 points and was perfect from the free throw line (13-of-13) vs. NOP (4/4) ... Scored 17 points and corralled seven rebounds vs. NYK (3/31) ... Tallied 13 points and a career-high eight assists vs. DAL (3/12) ... Had 11 points, a career-high nine rebounds and a team-high seven assists at IND (3/2) ... Produced a team-high 26 points vs. PHI (2/12) ... Posted a team-best 24 points at LAL (2/11) ... Registered 26 points and five rebounds vs. GSW (1/31) ...

NBA REGULAR SEASON STATISTICS

Year	Team	G	GS	MIN	FG	FGA	PCT	3FG	3FGA	PCT	FTM	FTA	PCT	OFF	DEF	TOT	AST	PF	DO	STL	TO	BLK	PIS	RPG	APG	PPG
2011-12	Utah	59	0	939	153	357	.429	15	45	.333	104	143	.727	57	75	132	55	84	0	27	51	5	425	2.2	0.9	7.2
2012-13	Utah	64	0	1137	163	388	.420	33	92	.359	92	129	.713	37	108	145	92	114	0	35	74	13	451	2.3	1.4	7.0
2013-14	Utah	78	12	2193	380	831	.457	50	143	.350	279	373	.748	59	198	257	212	190	2	69	149	14	1089	3.3	2.7	14.0
2014-15	Utah	27	27	899	121	300	.403	26	68	.382	106	129	.822	19	95	114	82	64	0	17	52	5	374	4.2	3.0	13.9
TOTALS		228	39	5168	817	1876	.436	124	348	.356	581	774	.751	172	476	648	441	452	2	148	326	37	2339	2.8	1.9	10.3

NBA PLAYOFF STATISTICS

Year	Team	G	GS	MIN	FG	FGA	PCT	3FG	3FGA	PCT	FTM	FTA	PCT	OFF	DEF	TOT	AST	PF	DO	STL	TO	BLK	PIS	RPG	APG	PPG
2012	Utah	4	0	63	7	28	.250	0	2	.000	12	14	.857	5	6	11	3	4	0	2	3	0	26	2.8	0.8	6.5
TOTALS		4	0	63	7	28	.250	0	2	.000	12	14	.857	5	6	11	3	4	0	2	3	0	26	2.8	0.8	6.5

2012-13: Appeared in 63 games ... Averaged 7.0 points, 2.3 rebounds and 1.5 assists in 17.8 minutes ... Scored 10-plus points 18 times ... Inactive for one game due to a sprained left ankle (4/19) ... DNP-CD 16 times ... Had 12 points and four rebounds vs. PHI (3/25) ... Scored 26 points on 7-of-15 shooting at SAC (2/9) ... Grabbed a career-high eight rebounds vs. GSW (12/26) ... **2011-12:** Appeared in 59 games ... Averaged 7.2 points, 2.2 rebounds and 0.9 assists in 15.6 minutes ... DNP-CD seven times ... Scored 10-plus points 16 times ... Scored 17 points along with five rebounds and a season-high tying five assists at POR (4/18) ... Scored 15 points and had five rebounds at NJN (3/26) ... Scored 17 points at LAL (3/18).

IN THE PLAYOFFS

2012: Appeared in four career playoff games against San Antonio, averaging 6.5 points and 2.8 rebounds in 15.8 minutes.

CAREER NBA TRANSACTIONS

Selected by the Utah Jazz in the first round (12th overall pick) of the 2011 NBA Draft ... Signed by Utah to a multi-year extension on 10/31/14.

AS A COLLEGIAN

Was an early-entry candidate to the NBA after playing two seasons at Colorado (2009-11) ... Finished third all-time in scoring average at Colorado with 19.0 points per game ... Holds Colorado freshman (512) and sophomore (779) scoring records ... Finished with 32 games scoring 20+ points ... In two seasons, shot 50+ percent from the field in 39 games and 60+ percent in 16 games ... Named CU Athlete of the Week three times during the 2010-11 season ... Two-time Big 12 Player of the Week ... 2011 NIT All-Tournament Team (scored 97 points in four games (24.3 ppg)) ... Colorado's first ever Big 12 Conference Freshman of the Year ... Ranked fourth nationally among all freshman in points per game (17.1) and field goal percentage (53.8) during the 2009-10 season ... **2010-11:** Appeared in 38 games, averaging 20.5 points on 46.9 percent shooting, 6.5 rebounds and 2.9 steals in 31.4 minutes ... Set single season school records in points scored (779), most free throw made (249) and free throws attempted (302) ... First player in school history to score over 770 points and have 240 rebounds and 100 assists in a season ... Helped Colorado to a 24-14 overall record ... Tallied 36 double-digit scoring efforts and had 27 contests with 18+ points ... Only the second player in Colorado history to average over 20 points, 6 rebounds, and 2.5 assists per game for a season ... Named to the All-Big 12 First Team ... **2009-10:** Appeared in 30 games (all starts), averaging 17.1 points, 5.0 rebounds and 1.8 assists in 30.2 minutes ... Missed one game due to a left knee sprain ... Became the first Colorado freshman to surpass 500 points in a single-season (512) and only the second CU freshman to lead his team in rebounding (5.0) since Matt Bullard (6.4, 1985-86) ... Scored 20+ points in eight games ... Shot 50+ percent from the field in 20 games and 60+ percent in 10 games ... CU's first ever Big 12 Conference Freshman of the Year ... Named to the Big 12 All-Rookie Team ... All-Big 12 honorable mention ... Ranked fourth nationally among all freshman in points per game (17.1) and field goal percentage (.538).

OTHER PLAYING EXPERIENCE

Named to the 2012 All-Summer League First Team at the Orlando Pro Summer League ... At Grandview High School, averaged 23.0 points, 6.8 rebounds, 3.0 assists and 1.6 steals during his senior season ... Named 2009 Gatorade Player of the Year for the state of Missouri ... Also named Kansas City Star and Metro Sports Player of the Year ... Helped the Bulldogs to a 29-2 record during his senior season ... Career leader in points scored in school history ... Participated in the Missouri-Kansas All-Star Game.


PERSONAL

Born in Grandview, Mo. ... Son of Steve and Dina Burks ... His father, Steve, works in a factory in Kansas City and his mother, Dina, works in social security ... His father played collegiate basketball at the University of Washington ... Has an older brother, Steve ... Participated in NBA Fit Week in the Philippines in the summer of 2015 to help promote the importance of healthy living ... Attended Grandview High School in Grandview, Mo., ... Favorite food is pizza ... Started playing basketball in the sixth grade ... Enjoys playing pool ... Favorite movie is "House Party" ... Favorite musical artist is Jay-Z ... Follow him on twitter at @AlecBurks10.

Jack Cooley

45

POSITION Forward
 HEIGHT 6-9
 WEIGHT 260
 BIRTHDATE 4/12/91 in Glenview, Ill.
 HIGH SCHOOL Glenbrook South H.S. (Glenview, Ill.)
 COLLEGE Notre Dame
 PRO 2nd NBA Season (2nd with Jazz)



- Appeared in 16 games as a rookie, averaging 1.7 points and 1.6 rebounds
- Set NBA D-League single-game record with 29 rebounds vs. L.A. Defenders on 3/13/15
- Played professionally in Turkey for Trabzonspor Basketbol in 2013-14
- Appeared in 123 games (66 starts) in four years at Notre Dame (2009-13)

2014-15 SEASON

Appeared in 16 games, averaging 1.7 points and 1.6 rebounds in 5.4 mpg ... DNP-CD in six contests ... Logged career-highs in points (eight) and rebounds (six) at HOU (4/15) ... Scored four points and grabbed two boards vs. DAL (4/13) ... Pulled down five rebounds in six minutes at SAC (4/5) ... Scored four points in three minutes in NBA debut at DEN (2/27) ... Appeared in 20 games with the Idaho Stampede, Utah's NBA Development League affiliate, averaging 16.8 points, 12.5 rebounds, 1.1 assists and 1.3 blocks in 30.8 mpg ... Set a new NBA D-League single-game record with 29 rebounds to go along with 27 points vs. Los Angeles D-Fenders (3/13) ... Posted 13 double-doubles as a member of the Stampede ... Scored in double figures on 17 occasions and recorded 20-plus points in six games for Idaho.

CAREER NBA TRANSACTIONS

Was not selected in the 2013 NBA Draft ... Signed as a free agent by the Utah Jazz on 8/19/14 ... Waived by Utah on 10/22/14 ... Signed by Utah to a 10-day contract on 2/24/15... Signed to a multi-year deal with the Jazz on 3/26/15

AS A COLLEGIAN

Appeared in 123 games (66 starts) in four years at Notre Dame (2009-13) ... Averaged 8.3 points on 60.1 percent shooting, 6.4 rebounds and 0.9 blocks in 19.8 minutes ... Scored in double-figures 52 times and tallied 32 double-doubles during his time at Notre Dame ... Helped the Fighting Irish to an NCAA Tournament appearance each of his four years ... In five NCAA Tournament games, averaged 7.2 points and 3.0 rebounds while shooting 88.9 percent (16-for-18) ... **2012-13:** Appeared and started in 35 games ... Averaged a career-

NBA REGULAR SEASON STATISTICS

Year	Team	G	GS	MIN	FG	FGA	PCT	3FG	3FGA	PCT	FTM	FTA	PCT	OFF	DEF	TOT	AST	PF	DO	STL	TO	BLK	PTS	RPG	APG	PPG
2014-15	Utah	16	0	87	9	22	.409	0	0	---	9	21	.429	10	15	25	1	23	0	6	3	3	27	1.6	0.1	1.7
TOTALS		16	0	87	9	22	.409	0	0	---	9	21	.429	10	15	25	1	23	0	6	3	3	27	1.6	0.1	1.7

NBA DEVELOPMENT LEAGUE STATISTICS

Year	Team	G	GS	MIN	FG	FGA	PCT	3FG	3FGA	PCT	FTM	FTA	PCT	OFF	DEF	TOT	AST	PF	DO	STL	TO	BLK	PTS	RPG	APG	PPG
2014-15	Idaho	20	18	615	131	229	.572	4	19	.211	69	100	.690	102	147	249	21	68	0	14	30	25	335	12.5	1.1	16.8
TOTALS		20	18	615	131	229	.572	4	19	.211	69	100	.690	102	147	249	21	68	0	14	30	25	335	12.5	1.1	16.8

high 13.1 points, a career-best 10.1 rebounds and 1.2 blocks in 29.3 mpg ... Led the team with 41 total blocked shots ... Led Notre Dame in rebounding 27 times and scoring 13 times ... Led the Big East in double-doubles and ranked fourth nationally (19) ... Scored in double figures in a career-high 14 straight games during non-conference and Big East play ... Was named to the All-Big East First Team ...

2011-12: Played in 33 games (31 starts) ... Averaged a team-high 12.5 points on 62.5 percent shooting, a team-high 8.9 rebounds and a career-high 1.6 blocks in 28.7 mpg ... Led the team in double-doubles (13) ... Scored in double-digits on 19 occasions ... Tallied 20 or more points on six occasions ... Grabbed at least 10 rebounds 15 times ... Led the team in blocked shots (24) ... Led the team in rebounding 22 times and scoring 10 times ... Earned 2012 All-Big East Second Team accolades and was named the 2012 Big East Most Improved Player ... **2010-11:** Appeared in 34 games, averaging 3.7 points and 3.1 rebounds in 10.3 mpg ... Shot a team-best 65.5 percent from the field ... Scored in double-figures six times ... Recorded 18 total blocked shots ... 2009-10: Saw action in 21 games ... Averaged 1.0 points and 1.8 rebounds in 5.3 mpg.

OTHER PLAYING EXPERIENCE

2013-14 (w/ Trabzonspor Basketbol (Turkey)): Appeared in 29 games for Trabzonspor Basketbol of the Turkish TBL League ... Averaged 12.5 points on 61.5 percent shooting and 6.8 rebounds in 22.3 minutes

PERSONAL

Born Jack Ryan Cooley on April 12, 1991 in Glenview, Ill. ... Son of John and Phyllis Cooley ... Has a younger sister, Blair ... Was a member of the National Honors Society in high school ... Received a bachelor's degree in finance from Notre Dame ... Says the biggest influence in his life is his dad ... Has a French bulldog named Lola ... Favorite book is Game of Thrones ... Follow him on Twitter @JackCooligan45.

Bryce Cotton

8

POSITION Guard
 HEIGHT 6-1
 WEIGHT 166
 BIRTHDATE 8/11/92 in Tucson, Ariz.
 HIGH SCHOOL Palo Verde H.S. (Tucson, Ariz.)
 COLLEGE Providence
 PRO 2nd NBA season (2nd with Jazz)



- Named to 2015 All-NBA D-League Second Team and All-Rookie First Team
- Named to the All-Big East First Team in two seasons (2013, 2014)
- Appeared in 15 games as a rookie, averaging 5.3 points, 1.2 rebounds and 1.0 assists in 10.6 mpg
- Led the nation in minutes played as a senior at Providence (39.9 mpg)

2014-15 SEASON

Appeared in 15 games with the Jazz, averaging 5.3 points, 1.2 rebounds and 1.0 assists in 10.6 minutes per game ... Scored 10-plus points in four contests, the last four games of 2014-15 ... DNP-CD on 12 occasions ... Posted career-highs in points (21) and assists (four) vs. DAL (4/13) ... Had 14 points, three boards and three assists at HOU (4/15) ... Tallied 11 points, three rebounds and three assists at POR (4/11) ... Scored 11 points on 4-of-5 shooting from the field vs. MEM (4/10) ... Had eight points, four boards and two assists at SAC (4/5) ... Appeared in 34 games (all starts) with the Austin Spurs of the NBA D-League, averaging 22.4 points, 4.7 rebounds, 4.6 assists and 1.3 steals in 40.5 minutes per game ... Logged 30-plus points in nine contests and had two 40-plus scoring outings with Austin ... Recorded a season-high 43 points at Reno (2/19) ... Named to the 2015 All-NBA D-League Second Team and NBA D-League All-Rookie First Team.

AS A PROFESSIONAL

Has played in 15 career games in one season with the Utah Jazz, averaging 5.3 points, 1.2 rebounds and 1.0 assists in 10.6 mpg ... Appeared in 34 games (all starts) for the NBA D-League's Austin Spurs, averaging 22.4 points, 4.7 rebounds, 4.6 assists and 1.3 steals in 40.5 mpg.

CAREER NBA TRANSACTIONS

Was not selected in the 2014 NBA Draft ... Signed as a free agent by the San Antonio Spurs on 7/7/14 ... Waived by San Antonio on 10/23/14 ... Signed to a 10-day contract with the Utah Jazz on 2/24/15 ... Signed to a multi-year deal by Utah on 3/16/15.

NBA REGULAR SEASON STATISTICS

Year	Team	G	GS	MIN	FG	FGA	PCT	3FG	3FGA	PCT	FTM	FTA	PCT	OFF	DEF	TOT	AST	PF	DQ	STL	TO	BLK	PTS	RPG	APG	PPG
2014-15	Utah	15	0	159	29	69	.420	7	20	.350	15	18	.833	3	15	18	15	6	0	4	12	0	80	1.2	1.0	5.3
TOTALS		15	0	159	29	69	.420	7	20	.350	15	18	.833	3	15	18	15	6	0	4	12	0	80	1.2	1.0	5.3

NBA DEVELOPMENT LEAGUE STATISTICS

Year	Team	G	GS	MIN	FG	FGA	PCT	3FG	3FGA	PCT	FTM	FTA	PCT	OFF	DEF	TOT	AST	PF	DQ	STL	TO	BLK	PTS	RPG	APG	PPG
2014-15	Austin	34	34	1374	264	562	.470	90	203	.443	144	160	.900	41	119	160	158	77	0	43	87	5	762	4.7	4.6	22.4
TOTALS		34	34	1374	264	562	.470	90	203	.443	144	160	.900	41	119	160	158	77	0	43	87	5	762	4.7	4.6	22.4

AS A COLLEGIAN

Appeared in 130 games in four collegiate seasons at Providence (2010-14), averaging 15.2 points, 2.8 rebounds and 3.0 assists in 33.2 minutes ... Finished career ranked fourth all-time in scoring at Providence (1,975) ... **2013-14:** Appeared in 35 games, averaging 21.8 points, 3.5 boards and 5.9 assists in 39.9 minutes ... Selected to the All-Big East First Team ... Named the 2014 Big East Tournament Most Outstanding Player ... Earned honorable mention All-America honors by the Associated Press following his senior season ... Led the nation in minutes played his senior season (39.9 per contest) ... Posted 36 points, eight assists and five rebounds in the first round of the 2014 NCAA Tournament in a loss to North Carolina ... **2012-13:** Appeared in 32 games, averaging 19.7 points, 3.6 boards and 2.9 assists ... Selected to the All-Big East First Team ... **2011-12:** Appeared in 32 games, averaging 14.3 points, 2.5 rebounds and 2.3 assists ... **2010-11:** Appeared in 31 games averaging 4.0 points, 0.5 assists and 0.7 steals.

PERSONAL

Born in Tucson, Ariz. ... Son of Yvonne and Charles Cotton ... Has three brothers, Justin Tarpley, Chaz Cotton and Elijah Cotton ... Uncle, David Adams, played football at the University of Arizona ... Majored in sociology at Providence ... Favorite foods are chicken and shrimp.

Danté Exum

11

POSITION Guard
 HEIGHT 6-6
 WEIGHT 190
 BIRTHDATE 7/13/95 in Melbourne, Australia
 HIGH SCHOOL Australian Institute of Sport
 PRO Entering 2nd NBA season (2nd with Jazz)



- 10th Jazz rookie to play all 82 games in first season
- No. 5 overall pick in the 2014 NBA Draft
- Member of the 2014 Australia Men's National Basketball Team
- Advanced to the semifinals with the U19 Australian National Team in the 2013 FIBA U19 World Championship in Prague

2014-15 SEASON

Appeared in 82 games (41 starts), averaging 4.8 points, 2.4 assists and 1.6 rebounds in 22.2 minutes per contest ... Posted 10-or-more points on 13 occasions ... Led the team in assists 11 times ... Logged four points, three boards and three assists at the 2015 BBVA Rising Stars Challenge at All-Star Weekend ... Became only the 10th Jazz rookie to play in all 82 games in first season ... Scored a career-high 15 points, adding five assists at MIL (1/22) ... Had 13 points on 4-of-4 from downtown, grabbing four rebounds at BKN (3/8) ... Posted 13 points in his first NBA start vs. IND (1/5) ... Dished out a career-high and team season-high 12 assists vs. DEN (4/2) ... Had 10 points, five rebounds and one assist vs. HOU (3/12) ... Recorded 12 points and three assists vs. SAC (4/8)

CAREER NBA TRANSACTIONS

Selected by the Utah Jazz in the first round (fifth overall pick) of the 2014 NBA Draft.

OTHER PLAYING EXPERIENCE

Member of the Australian National Team ... **2013-14:** Played in two championships for Australia: the U19 World Championships and the U19 Oceania Championships in 2013 ... In the U19 World Championships, played in nine games, reaching the semifinals and averaging 18.2 points, 3.6 rebounds, 3.8 assists and 1.7 steals per game ... Scored in double figures in seven games, with five games scoring 20-plus and one game scoring 30-plus ... Tallied 20 points and three assists vs. China ... Recorded 33 points with five rebounds and four assists vs. Spain ... Finished the tournament with 28 points, five rebounds and five assists vs. Lithuania ... Appeared in two games in the Oceania Championships, averaging 2.0 points and 1.0 rebounds in 5.5 minutes ... Was the youngest member of the 2014 Australia Men's National Team that participated at the 2014 FIBA World Cup ... Averaged 2.7 points, 2.0 assists and 1.5 rebounds in 12.5 minutes over six games ... Played for the Utah Jazz in the 2014 Las Vegas Summer League, averaging 7.2 points, 2.6 rebounds and 2.8 assists in 26.6 minutes over five games ... Competed at the 2013 Nike Hoops Summit for the World Select Team, tallying 16 points on 6-of-8 shooting, three rebounds and two assists in 22 minutes ... **2012-13:** Appeared in the U17 World Championships for Australia ... Played in eight games, averaging 17.3 points, 4.1 rebounds, 2.5 assists and 1.1 steals per game ... Scored in double figures in seven of eight games with four games scoring 20-plus points ... Opened the tournament with 17 points, four rebounds and two assists vs. USA ... Scored 26 points on 10-of-17 shooting with eight rebounds and three assists vs. China ... Tallied 23 points with six rebounds and seven assists vs. Egypt ... Recorded 23 points again vs. Argentina ... Finished the tournament with 21 points on 7-of-10 shooting with six rebounds vs. USA.

NBA REGULAR SEASON STATISTICS

Year	Team	G	GS	MIN	FG	FGA	PCT	3FG	3FGA	PCT	FTM	FTA	PCT	OFF	DEF	TOT	AST	PF	DO	STL	TO	BLK	PIS	RPG	APG	PPG
2014-15	Utah	82	41	1817	145	416	.349	83	264	.314	20	32	.625	27	104	131	198	147	0	41	118	14	393	1.6	2.4	4.8
TOTALS		82	41	1817	145	416	.349	83	264	.314	20	32	.625	27	104	131	198	147	0	41	118	14	393	1.6	2.4	4.8

PERSONAL

Born in Melbourne, Australia ... His father, Cecil, won an NCAA Championship with the University of North Carolina in 1982 with teammates Michael Jordan and James Worthy, and was later drafted in 1984 by the Denver Nuggets ... His father was also roommates with former Jazzman, John Stockton, at the 1984 Portsmouth Invitational Tournament ... Attended Lake Ginninderra College for his high school education in conjunction with the Australian Institute of Sport ... Follow him on twitter at @daanteee.

Derrick Favors

15

POSITIONForward/Center
 HEIGHT6-10
 WEIGHT265
 BIRTHDATE7/15/91 in Atlanta, Ga.
 HIGH SCHOOLSouth Atlanta H.S. (Atlanta, Ga.)
 COLLEGEGeorgia Tech
 PROEntering 6th NBA season (6th with Jazz)



- Had the second best field-goal percentage among NBA forwards in 2014-15 (.525)
- Member of the 2012 USA Men's Select Team and 2013 National Team mini-camp
- No. 3 overall pick in the 2010 NBA Draft
- 2011 NBA All-Rookie Second Team selection
- Named the 2010 ACC Rookie of the Year

2014-15 SEASON

Appeared and started in 74 games, averaging 16.0 points, 8.2 rebounds and 1.7 blocks in 20.8 mpg ... One of four Jazz players (Karl Malone, Andrei Kirilenko, Al Jefferson) to ever average 16-plus points, eight-or-more rebounds and at least one-and-a-half blocks per game ... Not with team twice, flu like symptoms (12/1) and personal reasons (1/22) ... Missed two games due to a sprained right ankle (12/14-12/16) ... Sidelined two games with back spasms (3/28-3/30) ... Posted 23 double-doubles on the season ... Led the team in scoring on 21 occasions and in rebounding in 24 contests ... Posted the second-best field goal percentage (.525) among NBA forwards ... Had a career-high 32 points vs. PHX (11/1) ... Recorded a game-high 26 points and 13 rebounds vs. POR (3/25) ... Logged 26 points and four blocks vs. DET (3/14) ... Had a game-high 29 points, 12 boards and two steals vs. NYK (3/10) ... Tallied 27 points, 11 rebounds and two blocks vs. IND (1/5) ... Had 21 points and 15 rebounds vs. CHI (11/24) ... Registered 17 points, 15 rebounds and five blocks vs. PHI (12/27) ... Totaled 23 points, 10 rebounds and two blocks at ORL (12/19) ... Logged 21 points, 13 rebounds and five blocks vs. ORL (12/5) ... Tallied 21 points, 11 rebounds and two blocks at GSW (3/21).

AS A PROFESSIONAL

Has appeared in 367 career games (191 starts), averaging 10.9 points, 7.2 rebounds, 1.0 assists and 1.3 blocks in 25.0 minutes with New Jersey and Utah ... Selected to play in the 2012 BBVA Rising Stars Challenge, recording 14 points and three blocks (2/24/12) ... Named to 2011 NBA All-Rookie Second Team, the eighth player in Jazz history to make the First or Second Team ... **2013-14:** Appeared and started in 73 games ... Averaged 13.3 points, 8.7 rebounds and 1.2 assists in 30.2 minutes ... Sidelined two games with a sore lower back (12/7-12/9) ... Missed one game due to a hip abductor strain (1/21), three games due to right hip inflammation (1/31-2/3) and three games with a right hip sprain (2/19-2/22) ... Pulled down 10-or-more rebounds in 28 contests ... Posted double-digit scoring 55 times ... Jazz leading rebounder in 33 games and leading scorer in 10 games ... Led Utah in rebounds per game (8.7), blocks per game (1.5), total blocks (108)

NBA REGULAR SEASON STATISTICS

Year	Team	G	GS	MIN	FG	FGA	FT	FTA	3FG	3FGA	PTS	REB	AST	PF	DQ	STL	TO	BLK	PTS	RPG	APG	PPG				
2010-11	N.J.-Utah	78	27	1536	215	416	517	0	0	---	103	173	.595	171	241	412	39	246	1	29	77	68	533	5.3	0.5	6.8
2011-12	Utah	65	9	1376	222	445	499	0	0	---	126	194	.649	158	267	425	43	145	1	38	103	65	570	6.5	0.7	8.8
2012-13	Utah	77	8	1787	274	568	482	0	5	.000	179	260	.688	184	362	546	75	247	3	67	129	130	727	7.1	1.0	9.4
2013-14	Utah	73	73	2201	390	747	522	0	1	.000	190	284	.669	199	438	637	91	236	2	75	129	108	970	8.7	1.2	13.3
2014-15	Utah	74	74	2280	482	918	525	1	6	.167	222	332	.669	196	411	607	112	210	0	60	121	123	1187	8.2	1.5	16.0
TOTALS		367	191	9180	1583	3094	512	1	12	.083	820	1243	.660	908	1719	2627	360	1084	7	269	559	494	3987	7.2	1.0	10.9

NBA PLAYOFF STATISTICS

Year	Team	G	GS	MIN	FG	FGA	PCT	3FG	3FGA	PCT	FTM	FIA	PCT	OFF	DEF	TOT	AST	PF	DQ	STL	TO	BLK	PTS	RPG	APG	PPG
2012	Utah	4	1	116	15	36	.417	0	0	---	17	29	.586	14	24	38	2	11	0	5	5	6	47	9.5	0.5	11.8
TOTALS		4	1	116	15	36	.417	0	0	---	17	29	.586	14	24	38	2	11	0	5	5	6	47	9.5	0.5	11.8

and field goal percentage (.522) ... Ranked 14th in the NBA in blocked shots per game (1.5) and 19th in both offensive rebounds per game (2.7) and field goal percentage (.522) ... Recorded a career-high 25 double-doubles ... Shot better than 50-plus percent in 41 contests and 60-plus in 27 contests ... Posted 28 points and pulled down 11 rebounds at SAS (3/16) ... Had 20 points, nine rebounds and four blocks at NOP (4/4) ... Tallied a career-high 18 rebounds and added 20 points at SAS (11/15) ... Recorded 18 points and 14 boards, including the game-winning putback dunk with two seconds left vs. LAL (12/27) ... Posted 20 points on 8-of-9 shooting and three blocks vs. BOS (2/24) ... Scored 21 points and had 13 boards vs. DEN (11/11) ... Totaled 14 points and 17 rebounds at PHX (11/1) ... Grabbed 10 rebounds and poured in 20 points at MEM (3/26) ... **2012-13:** Appeared in 77 games (eight starts), averaging 9.5 points, 7.0 rebounds, 0.9 assists and 1.7 blocks in 23.2 minutes ... Improved averages in every major statistical category over previous season ... Led Jazz in total blocks (130) and blocks per game (1.7) ... Missed five games due to plantar fasciitis (12/1-12/9) ... Recorded nine double-doubles ... Led the Jazz in scoring three times ... Led Utah in rebounds 22 times ... Grabbed at least 10 rebounds 16 times ... Scored in double-figures 34 times ... Had 12 points and 13 rebounds at GSW (4/7) ... Registered nine points and 13 rebounds vs. PHX (3/27) ... Tallied 13 points and 10 rebounds vs. PHI (3/25) ... Tallied 23 points and season-high 15 rebounds at MIL (3/4) ... Totaled 14 points on a career-high 11 free throw makes at BOS (11/14) ... Had 15 points, six boards and four blocks at TOR (11/12) ... **2011-12:** Appeared in 65 games (nine starts) ... Averaged 8.8 points, 6.5 rebounds, 0.7 assists and 1.0 blocks in 21.1 minutes ... Missed one game due to a sprained left ankle (1/17) ... Selected to play in the 2012 BBVA Rising Stars Challenge, recording 14 points and three blocks (2/24) ... Recorded 13 double-doubles ... Had games of 10-plus rebounds 18 times ... Scored in double-figures 26 times ... Had 13 points, 11 rebounds and five blocks vs. PHX (4/24) ... Had 16 points and 11 rebounds vs. ORL (4/21) ... Had 23 points and 17 rebounds vs. GSW (3/17) ... Had 16 rebounds vs. MIN (3/15) ... Had 20 points and 11 rebounds vs. PHI (12/30) ... **2010-11 (w/ New Jersey & Utah):** Appeared in 78 games (27 starts) for Utah and New Jersey, averaging 6.8 points, 5.3 rebounds and 0.9 blocks ... Appeared in 22 games (four starts) for Utah, averaging 8.2 points, 5.2 rebounds and 1.2 blocks in 20.2 minutes of play ... Joined the Jazz along with Devin Harris via trade from the New Jersey Nets in exchange for Deron Williams and two first round picks (2/23) ... Led all NBA rookies in blocks per game (0.87) ... Ranked fifth among NBA rookies in rebounds per game (5.3) ... Ranked eighth among NBA rookies in scoring (6.8 ppg) ... Ranked 10th among NBA rookies in minutes per game (19.7).

IN THE PLAYOFFS

2012: Appeared in four games (one start) against San Antonio, averaging 11.8 points, 9.5 rebounds, 1.2 steals and 1.5 blocks in 29.0 minutes ... Had 16 points, 10 rebounds, two blocks and two steals vs. SAS (6/7) in first career playoff start.

CAREER NBA TRANSACTIONS

Selected by the New Jersey Nets in the first round (third pick overall) of the 2010 NBA Draft ... Traded by the Nets to the Utah Jazz, along with Devin Harris, a 2011 first-round pick and a protected future first-round pick (from Golden State, 2013) in exchange for Deron Williams on 2/23/11 ... Signed by Utah to a multi-year contract extension on 10/19/13.

AS A COLLEGIAN

Averaged 12.4 points, 8.4 rebounds and 2.1 blocks in 27.5 minutes as a freshman in lone season at Georgia Tech (2009-10) ... Ranked fourth in the ACC in rebounding average and second in blocks ... Led all ACC freshman in scoring, rebounding, double-doubles, blocked shots and field goal percentage ... Named ACC Rookie of the Year and ACC All-Freshman by conference media ... Also a member of The Sporting News' National All-Freshman team ... Earned ACC All-Tournament First Team honors after averaging 17 points and 9.8 rebounds per game while shooting .658 from the floor ... Scored a career-high 22 points with 11 rebounds in the ACC Championship Game against Duke ... Led the nation and the ACC in field goal percentage entering the NCAA Tournament, but fell below the required minimums on field goals made ... Finished the year strong, averaging 15.6 points and 9.1 rebounds over the final 11 contests while shooting .642 from the floor ... Posted 21 points and career-high 18 rebounds (eight offensive) at Maryland ... Had 11 double-doubles, six in ACC games ... Reached double-digits in rebounding 12 games and scoring 27 times ... Earned ACC Rookie of the Week honors four times.

OTHER PLAYING EXPERIENCE

One of 13 players chosen for the 2012 USA Men's Select Team that trained against the USA Basketball Men's National Team prior to the 2012 Olympic Games in London ... Also selected to participate in 2013 USA National Team mini-camp in Las Vegas ... One of the most decorated high school players ever to sign with Georgia Tech, rated as high as No. 1 among prep seniors in some recruiting services ... An honor roll student at South Atlanta High School, averaged 28.1 points, 13.3 rebounds, 5.0 blocks, 3.0 steals and 2.0 assists per game as a senior ... Led the school to a 27-3 record and a spot in the state playoffs as a junior ... Owns the school's career records for points (2,341), rebounds (1,511) and blocked shots (741) ... Named the High School Player of the Year by Parade, USA Today, the Atlanta Tipoff Club and MaxPreps in 2009 ... Won MVP honors at both the McDonald's All-American game and the Jordan Brand Classic ... Also tabbed to play for the USA Junior National Select team that played in the Nike Hoop Summit ... Voted as Mr. Basketball in the state of Georgia by the Atlanta Journal-Constitution and the Atlanta Tipoff Club and earned First-Team All-State honors four times ... Played for the same Atlanta AAU squad as fellow NBA players Dwight Howard and Josh Smith.


PERSONAL

Full name is Derrick Bernard Favors ... Son of Deandra Favors ... Has an older sister, Tiffany, and a younger brother, Brandon ... Has twin daughters ... Owns a 7-4 wingspan and 9-2 standing reach ... Ambassador for the Ronald McDonald House Charities of the Intermountain Area to help raise awareness, garner volunteer support and spearhead fundraising ... Hosted a back to school party for 25 youth from the Boys & Girls Clubs of Greater Salt Lake in the summer of 2015 ... In the summer of 2012, took part in the annual Jr. Jazz trip, spending a week on the road holding basketball clinics across four states ... Hosted a back-to-school clinic for community youth in order to promote education and physical fitness in two consecutive summers (2014, 2015) ... Started playing basketball at the age of 10 after watching Kobe Bryant play a game ... Enjoys playing table tennis and air hockey ... Follow him on twitter at @dfavors14.

Rudy Gobert

27

POSITIONCenter
HEIGHT7-1
WEIGHT245
BIRTHDATE6/26/92 in Saint-Quentin, France
PROEntering 3rd NBA season (3rd with Jazz)



- Recorded second most blocks in NBA during 2014-15 season (189)
- Named to Samsung 2014 All-NBA Summer League Second Team in Las Vegas

- Chosen to compete for the France Men's National Basketball Team at the 2014 FIBA World Cup
- Owns a 7-9 wingspan and 9-7 standing reach (largest ever at NBA Draft Combine)

2014-15 SEASON

Appeared in 82 games (37 starts), averaging 8.4 points, 9.5 rebounds and 2.3 blocks in 26.3 minutes ... Recorded the second most blocked shots in the NBA (189), becoming only the third Jazz player to ever log 180-plus blocks in a season (Mark Eaton—10 times, Andrei Kirilenko—two times) ... Recorded an NBA-best 74 blocked shots after the All-Star break ... Joined Derrick Favors as the only Jazz duo since 2003-04 to both finish with 100-or-more blocks in a season (Andrei Kirilenko—215 and Greg Ostertag—139) ... Placed third in NBA Most Improved Player balloting ... Placed fifth in NBA Defensive Player of the Year balloting ... Third in NBA in blocks per game (2.30) ... 14th in NBA in rebounds per game (9.5) ... Earned five first-team votes toward the NBA's All-Defensive teams and finished 11th overall in voting ... Logged 25 double-double performances on the season ... Led the team in rebounding in a team-high 36 contests ... Posted a career-high tying 20 points, 17 rebounds and three blocks vs. DAL (4/13) ... Registered 20 points and 12 boards vs. DEN ... Grabbed a career-high and tied a Jazz third all-time single game-high 24 rebounds at MEM (3/3) ... Posted 19 points and 22 rebounds vs. HOU (3/12) ... Swatted away a career-best and team season-high seven shots at OKC (1/9), joining Andrei Kirilenko as the only Jazz players to ever record seven blocks, seven rebounds, three steals and three assists in a game ... Had 13 points, 18 rebounds and four blocks at SAS (1/18) ... Totaled 14 points and 14 rebounds at DEN (3/27) ... Recorded 18 points and 12 rebounds in the for Team World in the Rising Stars Challenge at NBA All-Star Weekend.

AS A PROFESSIONAL

Has appeared in 127 games (37 starts), averaging 6.2 points, 7.3 rebounds and 1.8 blocks in 20.4 minutes ... **2013-14:** Appeared in 45 games ... Averaged 2.3 points, 3.4 rebounds and 0.9 blocks in 9.6 minutes ... DNP-CD 31 times ... Led Utah in rebounding on three occasions in rookie campaign ... Second on the team in blocks per game (0.9) and fourth in total blocks (41) ... Grabbed a season-high 12 boards at CHI (11/8) ... Blocked four shots vs. MIL (3/3) ... Inactive six times while on assignment with NBA D-League's Bakersfield Jam (12/14-12/20) and (1/7-1/10) ... While on assignment with Bakersfield, appeared and started in eight games, averaging 13.9 points, 11.4 rebounds and 3.0 blocks in 27.0 minutes ... **2012-13:** Appeared in 27 games for Cholet Basket of the French Pro A League, averaging 8.3 points, 5.2 rebounds and 1.8 blocks while shooting

NBA REGULAR SEASON STATISTICS

Year	Team	G	GS	MIN	FG	FGA	PCT	3FG	3FGA	PCT	FTM	FTA	PCT	OFF	DEF	TOT	AST	PF	DQ	STL	TO	BLK	PTS	RPG	APG	PPG
2013-14	Utah	45	0	434	36	74	.486	0	0	---	32	65	.492	51	104	155	7	57	2	8	32	41	104	3.4	0.2	2.3
2014-15	Utah	82	37	2158	258	427	.604	0	2	.000	170	273	.623	265	510	775	109	175	1	64	111	189	686	9.5	1.3	8.4
TOTALS		127	37	2592	294	501	.587	0	2	.000	202	338	.598	316	614	930	116	232	3	72	143	230	790	7.3	0.9	6.2

NBA DEVELOPMENT LEAGUE STATISTICS

Year	Team	G	GS	MIN	FG	FGA	PCT	3FG	3FGA	PCT	FTM	FTA	PCT	OFF	DEF	TOT	AST	PF	DQ	STL	TO	BLK	PTS	RPG	APG	PPG
2013-14	Bakersfield	8	8	216	40	54	.741	0	0	---	31	44	.705	36	55	91	3	18	0	5	11	24	111	11.4	0.4	13.9
TOTALS		8	8	216	40	54	.741	0	0	---	31	44	.705	36	55	91	3	18	0	5	11	24	111	11.4	0.4	13.9

.736 in 22.2 minutes ... Named a 2013 French Pro A All-Star ... Named to the U20 European Championship Division A All-Tournament Team ... Selected as Eurobasket.com All-European Championships U20 Best Center in 2012 ... Averaged 5.0 points, 2.0 rebounds and 1.0 block in three EuroCup games ... **2011-12:** Played in 29 games for Cholet Basket, averaging 4.2 points, 3.6 rebounds and 1.3 blocks ... Appeared in six EuroCup games, averaging 2.2 points, 4.3 rebounds and 1.3 blocks ... Played for Cholet Basket's U21 team in 2010-11.

CAREER NBA TRANSACTIONS

Selected by the Denver Nuggets in the first round (27th overall pick) of the 2013 NBA Draft ... Draft rights traded by Denver to the Utah Jazz in exchange for the draft rights to Erick Green (46th overall pick) and cash considerations on 6/27/13.

OTHER PLAYING EXPERIENCE

Competed at the 2015 FIBA EuroBasket for the France Men's National Team ... Won a bronze medal with the France Men's Basketball Team at the 2014 FIBA World Cup ... Averaged 4.0 points and 3.8 rebounds in 14.3 minutes ... Named to the Samsung 2014 All-NBA Summer League Second Team in Las Vegas, averaging 11.8 points, 9.8 rebounds and 2.5 blocks in 23.8 minutes over four games ... Was a member of the French U20 National Team in 2011 and 2012, as well as the French U18 National Team in 2010 ... Won a silver medal at the 2012 FIBA Europe U20 Championship and a bronze in 2011.


PERSONAL

Born on June 26, 1992 in Saint-Quentin, France ... Last name is pronounced "go-BARE" ... Father played collegiate basketball at Marist College ... Owns a 7-9 wingspan and 9-7 standing reach, the largest ever recorded at the NBA Draft Combine ... Wears a size 20 shoe ... Hosted youth basketball camps in his hometown in the summer of 2015 ... Chose jersey No. 27 because he was the 27th overall pick in the 2013 NBA Draft ... Was a boxer when he was younger ... If he wasn't a basketball player, he would participate in a combat sport - such as boxing or MMA ... Favorite TV show is Game of Thrones and favorite movie is Lord of the Rings ... Follow him on twitter at @rudygobert15.

Treveon Graham

30

POSITION Guard/Forward
 HEIGHT 6-6
 WEIGHT 226
 BIRTHDATE 10/28/93 in Temple Hills, Md.
 HIGH SCHOOL St. Mary's Ryken H.S. (Leonardtown, Md.)
 COLLEGE VCU
 PRO Entering 1st NBA season (1st with Jazz)



- Named to the All-Atlantic 10 First Team in two consecutive seasons (2014, 2015)
- Captained the 2014-15 VCU squad

- Led VCU to four-straight NCAA Tournament appearances (2012-15)
- Competed at the 2013 World University Games with Team USA

2014-15 SEASON

Competed at the 2015 Utah Jazz Summer League and NBA Summer League in Las Vegas as a member of the San Antonio Spurs ... Appeared and started in 33 games as a senior at VCU, averaging a team-high 16.2 points, a team-high 7.1 rebounds and 1.6 assists in 29.4 minutes ... Named to the All-Atlantic 10 First Team ... Earned 2015 Atlantic 10 Tournament Most Outstanding Player ... Led the team to its fourth-straight NCAA Tournament and second conference championship, becoming part of the only senior class in the history of the state of Virginia to collect multiple conference championships (two) and qualify for the NCAA Tournament four-straight times.

CAREER NBA TRANSACTIONS

Was not selected in the 2015 NBA Draft ... Signed as a free agent by the Utah Jazz on 8/7/15.

AS A COLLEGIAN

Appeared in 140 games (102 starts) in four seasons at VCU, averaging 13.4 points, 5.8 rebounds and 1.4 assists in 25.4 minutes ... Only player in VCU history to score over 1,800 points, collect 800 rebounds and make 200-or-more three-pointers ... Led team in scoring average in three-straight seasons (2012-15) ... Third all-time in VCU history in total points (1,882) ... **2013-14:** Appeared in 35 games (33 starts), averaging a team-high 15.8 points, 7.0 rebounds and 2.0 assists in 28.3 minutes ... Named to the 2014 All-Atlantic 10 First Team ... **2012-13:** Appeared in 36 games (36 starts), averaging a team-best 15.1 points, 5.8 rebounds and 1.6 assists in 27.6 minutes ... Earned 2013 All-Atlantic 10 Second Team honors ... **2011-12:** Appeared in 36 games, averaging 7.0 points, 3.2 boards and 0.8 steals in 16.8 mpg.

OTHER PLAYING EXPERIENCE

Competed at the 2013 World University games as a member of Team USA in Kazan, Russia ... Led St. Mary Ryken's High School in Leonardtown, Md. to a school-record 18 wins, averaging 18.3 points and 10.4 rebounds per game as a senior ... Named to All-Washington Catholic Athletic Conference First Team as a junior and senior (2010, 2011).

PERSONAL

Born in Temple Hills, Md. ... Son of Katrina and Tommy Graham ... Name is pronounced "TRAY-vee-on" ... Nickname at VCU was "The Freight Train."

COLLEGIATE STATISTICS

Year	Team	G	GS	MIN	FG	FGA	PT	3FG	3FGA	PT	FTM	FTA	PT	OFF	DEF	TOT	AST	PF	DQ	STL	TOT	BLK	PTS	RPG	APG	PPG
2011-12	VCU	36	0	604	75	193	389	26	83	313	76	120	633	52	64	116	20	68	0	27	34	9	252	3.2	0.6	7.0
2012-13	VCU	36	36	995	186	413	450	52	142	366	120	164	732	99	110	209	56	81	0	32	56	5	544	5.8	1.6	15.1
2013-14	VCU	35	33	989	185	423	437	58	172	337	125	180	694	69	176	245	70	83	2	32	63	6	553	7.0	2.0	15.8
2014-15	VCU	33	33	970	172	402	428	64	168	381	125	181	691	73	162	235	53	67	0	20	38	9	533	7.1	1.6	16.2
TOTALS		140	102	3558	618	1431	432	200	565	354	446	645	691	293	512	805	199	299	2	111	191	29	1882	5.8	1.4	13.4

Gordon Hayward

20

POSITION Guard/Forward
 HEIGHT 6-8
 WEIGHT 226
 BIRTHDATE 3/23/90 in Brownsburg, Ind.
 HIGH SCHOOL Brownsburg H.S. (Brownsburg, Ind.)
 COLLEGE Butler
 PRO Entering 6th NBA season (6th with Jazz)



- Led Jazz in points (1,463), steals (108) and free throws made (375) in 2014-15
- Member of the 2012 USA Men's Select Team and 2013 National Team mini-camp
- Finalist for the 2014 USA Men's National Basketball Team
- Selected to play in the 2012 BBVA Rising Stars Challenge at All-Star Weekend

2014-15 SEASON

Appeared and started in 76 games, averaging a career-high 19.3 points, 4.9 rebounds and 4.1 assists in 34.4 minutes per game ... Just the third player in NBA history to increase scoring average by at least two points per game in four consecutive seasons (Kobe Bryant, Gary Payton) ... Scored double figures in 69 of 76 games, reaching 20-plus points 38 times and 30-plus on seven occasions ... Missed one game with a low back strain (3/10), two games with a Grade 1 left AC sprain (3/23-3/25) and two games with right Achilles inflammation (4/13-4/15) ... Led the team in scoring 37 times, tallying 38 games with 20-or-more points and seven games with 30-or-more points ... Led the team in total points (1,463), steals (108) and free throws made (375) ... Had a season-high 33 points, six assists and four steals at NYK (11/14) ... Recorded 30 points on a career-high-tying 13 field goals vs. SAC (2/7) ... Registered 31 points and eight rebounds vs. NOP (11/22) ... Grabbed a career-high 15 rebounds, adding 26 points vs. GSW (1/30) ... Handed out a season-high tying eight assists, adding 32 points and seven rebounds at NOP (2/9) ... Had 29 points, seven assists and four rebounds vs. HOU (3/12) ... Tallied 27 points, four rebounds and seven assists, hitting a game-winning buzzer-beater vs. CLE (11/5) ... Totaled 24 points, five boards and five assists at PHX (2/6) ... Posted 26 points, six rebounds, three assists, three steals and two blocks vs. BOS (1/26).

AS A PROFESSIONAL

Has appeared in 363 games (255 starts), averaging 13.5 points, 3.7 rebounds and 3.3 assists in 29.6 mpg ... Selected to play in the 2012 BBVA Rising Stars Challenge, recording 14 points (2/24/12) ... **2013-14:** Appeared and started in 77 games ... Averaged 16.2 points, 5.1 rebounds and 5.2 assists in 36.4 mpg ... Became the first Jazz player since "Pistol" Pete Maravich to average at least 16 points, five rebounds and five assists per game in a season ... Sidelined five games with left hip flexor injury (1/10-1/18) ... Led Jazz in scoring on 25 occasions ... Led Utah in assists 35 times and rebounding eight times ... Scored 10-or-more points in 63 games, 20-plus

NBA REGULAR SEASON STATISTICS

Year	Team	G	GS	MIN	FG	FGA	PCT	3FG	3FGA	PCT	FTM	FTA	PCT	OFF	DEF	TOT	AST	PF	DQ	STL	TO	BLK	PIS	RPG	APG	PPG
2010-11	Utah	72	17	1218	142	293	.485	35	74	.473	69	97	.711	41	98	139	81	106	0	30	70	19	388	1.9	1.1	5.4
2011-12	Utah	66	58	2015	267	586	.456	55	159	.346	193	232	.832	59	171	230	207	106	0	53	109	41	782	3.5	3.1	11.8
2012-13	Utah	72	27	2104	336	773	.435	102	246	.415	243	294	.827	51	174	225	213	125	1	58	120	38	1017	3.1	3.0	14.1
2013-14	Utah	77	77	2800	426	1032	.413	85	280	.304	311	381	.816	62	329	391	400	155	0	110	212	40	1248	5.1	5.2	16.2
2014-15	Utah	76	76	2618	484	1087	.445	120	330	.364	375	462	.812	54	319	373	313	131	0	108	206	30	1463	4.9	4.1	19.3
TOTALS		363	255	10755	1655	3771	.439	397	1089	.365	1191	1466	.812	267	1091	1358	1214	623	1	359	717	168	4898	3.7	3.3	13.5

NBA PLAYOFF STATISTICS

Year	Team	G	GS	MIN	FG	FGA	PCT	3FG	3FGA	PCT	FTM	FTA	PCT	OFF	DEF	TOT	AST	PF	DQ	STL	TO	BLK	PIS	RPG	APG	PPG
2012	Utah	4	4	123	6	33	.182	1	12	.083	16	16	1.000	2	9	11	12	4	0	3	3	0	29	2.8	3.0	7.3
TOTALS		4	4	123	6	33	.182	1	12	.083	16	16	1.000	2	9	11	12	4	0	3	3	0	29	2.8	3.0	7.3

points on 22 occasions and recorded three games of 30-or-more points ... Led the team in total points (1,248) and points per game (16.2) ... Led Utah in steals (110) and swiped the most per game (1.4) ... First on the team in total assists (400) and second in assists per game (5.2) ... Ranked third on the team in total rebounds (391) and rebounds per game (5.1) ... Played the 10th most minutes per game in the NBA (36.4) ... Recorded a career-high 37 points on 13-of-17 shooting, 11 rebounds and seven assists vs. OKC (1/21) ... Tallied a team-high 32 points and added six assists at DET (3/24) ... Had 23 points, 10 boards and nine assists at MIN (4/16) ... Handed out a career-high 12 assists and added 12 points vs. CHI (11/25) ... Grabbed 12 rebounds, poured in 30 points and dished out six assists at DEN (12/13) ... Recorded a team-high 29 points and grabbed five rebounds vs. HOU (12/2) ... Scored a team-high 22 points with eight assists at PHI (3/8) ... Posted 28 points, nine rebounds and five assists at BOS (11/6) ... Registered 27 points and 10 assists vs. NOP (11/13) ... Had a team-best 24 points, nine rebounds and five assists vs. LAL (12/20) ... **2012-13:** Appeared in 71 games (26 starts), averaging 14.1 points, 3.1 rebounds and 3.0 assists in 29.2 minutes ... Missed 10 games due to a right shoulder sprain (1/28-2/13) ... Led Jazz in scoring 17 times ... Led Utah in rebounding twice and in assists five times ... Scored 10-plus points 44 times ... Scored at least 20 points 11 times ... Led Jazz frontcourt in assists per game (2.6) ... Ranked second on the Jazz in free throw attempts (293) and free throw percentage (.829), and third in scoring ... Tied for 20th in NBA in three-point accuracy (.415) ... Had team-high 23 points vs. NOH (4/5) ... Tied season-high with 27 points at HOU (3/20) ... Registered 17 points and career-high four blocks vs. NYK (3/18) ... Recorded 25 points and seven assists at CLE (3/6) ... Scored game-high 23 points at LAC (2/23) ... Had season-high 27 points along with six boards and five assists vs. DAL (1/7) ... Scored game-high 17 points vs. MIN (1/2) ... **2011-12:** Appeared in 66 games (58 starts) ... Averaged 11.8 points, 3.5 rebounds and 3.1 assists in 30.3 minutes ... Scored 10-plus points 41 times, scoring 20-plus points 10 times ... Led (or tied) for team lead in scoring seven times, and in assists 11 times ... Tied a career-high with eight assists vs. PHX (4/24) ... Had 24 points, four rebounds and five assists vs. DAL (4/16) ... Scored a season-high 29 points and also had six assists at HOU (4/11) ... Had 20 points and career-high 10 rebounds vs. PHX (4/4) ... Had 19 points, seven rebounds and five assists at BOS (3/28) ... Tied a franchise-record by playing 57 minutes at ATL (four overtimes) (3/25) ... Scored 26 points vs. MIN (3/15) ... Had four steals vs. DAL (1/19) ... **2010-11:** Appeared in 72 games (17 starts), averaging 5.4 points, 1.9 rebounds and 1.1 assists in 16.9 minutes of play as a rookie ... Scored 34 points against Denver (4/13), the most by a Jazz rookie since 3/16/83 (Jerry Eaves - 35) ... Had eight rebounds at Phoenix (2/15) ... Made five three-pointers twice (3/11, 4/13).

IN THE PLAYOFFS

2012: Appeared in four games (all starts) against San Antonio, averaging 7.3 points, 2.8 rebounds and 3.0 assists in 30.8 minutes.

CAREER NBA TRANSACTIONS

Selected by the Utah Jazz in the first round (ninth overall pick) of the 2010 NBA Draft ... Signed by the Jazz to a multi-year contract on 7/1/10 ... Re-signed by Utah on 6/25/14 (matched Charlotte's offer sheet).

AS A COLLEGIAN

Was an early entry candidate to the NBA after playing two seasons at Butler (2008-10) ... Averaged 14.4 points, 7.4 rebounds, and 1.8 assists in 60 career games (all starts) over a two-year career ... Named to the All-Horizon League First Team both seasons ... **2009-10:** Led Butler to the first Final Four in school history and to the NCAA Championship Game ... Appeared in 37 games (all starts), averaging 15.5 points, 8.2 rebounds and 1.7 assists ... Led Butler to a 33-5 record ... Chosen to the All-Tournament Team at the 2010 Final Four ... Had 12 points and a team-high eight rebounds in the title game vs. Duke ... Narrowly missed half-court buzzer beater that would have given Butler the national title ... Led the Bulldogs with 19 points and nine rebounds against Michigan State in the national semifinals ... Selected as the Most Outstanding Player of the West Regional, held at Vivint Smart Home Arena ... Posted game-highs of 22 points and nine rebounds against Kansas State in the West Regional final ... Chosen 2009-10 Horizon League Player of the Year ... Selected Third Team on the 2009-10 ESPN The Magazine/CoSIDA Academic All-America Team ... Named to The Sporting News Midseason Mid-Major All-America Team ... Chosen to the Academic All-District V team ... Named one of 30 finalists for the Naismith Trophy ... Led Butler in both scoring and rebounding, only player in Horizon League's top five in both categories ...

2008-09: Appeared in 32 games (all starts) as a true freshman, averaging 13.1 points, 6.5 rebounds and 1.9 assists ... Named All-Horizon League First Team ... Also selected as Horizon League Newcomer of the Year and picked to the All-Newcomer Team ... Selected to the Foxsports.com National All-Freshman Team ... Named Horizon League Player of the Week three times as a freshman ... Set a Butler freshman record by hitting seven three-pointers against both Ohio State and Illinois-Chicago.

OTHER PLAYING EXPERIENCE

Participated at the 2015 USA Men's National Team Minicamp in Las Vegas ... Finalist for the 2014 USA Men's National Basketball Team ... One of 13 players chosen for the 2012 USA Men's Select Team that trained against the USA Basketball Men's National Team prior to the 2012 Olympic Games in London ... Also selected to participate in 2013 USA National Team mini-camp in Las Vegas ... Played for Utah Jazz in 2010 Orlando Pro Summer League averaging 10.8 points, 3.0 rebounds and 1.4 assists in 21 minutes per game ... Finished second on the 2009 gold medal-winning USA U19 World Championship Team in rebounding (5.7) and third in scoring (10.0) ... Named to the Best of the Best Team at the U19 World Championship in New Zealand ... As a senior at Brownsburg High School (2007-08), averaged 18.0 points, 8.4 rebounds and 3.6 assists ... Named first team All-State and led Brownsburg to the Indiana Class 4A state championship ... In the 4A state title game, hit the game-winning layup at the buzzer to defeat Marion High School, 40-39 ... Received the Arthur L. Trester Award, presented to the outstanding high school senior participant in each classification, based on excellence in mental attitude, scholarship, leadership and athletic ability in Indiana.

PERSONAL

Native of Brownsburg, Ind. ... Full name is Gordon Daniel Hayward ... Married to Robyn ... Has one daughter, Bernie, born summer of 2015 ... Son of Gordon and Jody Hayward ... Both his parents stand 5-foot-10 ... Twin sister, Heather, was a member of the Butler women's tennis team ... Recorded a public service announcement with his wife for the Utah Diaper Bank in conjunction with Diaper Need Awareness Week (Sept. 28 - Oct. 4) ... Hosted a special Christmas party for local families in need in December of 2014 ... Was also a high school tennis player who advanced to the Indiana state singles quarterfinals ... Tallest player ever drafted from Butler ... First Butler player drafted since 1983 NBA Draft (Lynn Mitchem in ninth round, 186th overall) ... His advice to kids is "Dream Big!" ... Was majoring in computer engineering at Butler and maintained a 3.31 GPA (selected Third Team Academic All-American) and has continued his education through online coursework ... Partnered with IGN Entertainment to participate in the IGN Pro League, a live 256-player StarCraft 2 tournament at Caesars Atlantic City in October 2011 ... Follow him on twitter at @gordonhayward.

Rodney Hood

5

POSITION Guard/Forward
 HEIGHT 6-8
 WEIGHT 206
 BIRTHDATE 10/20/92 in Meridian, Miss.
 HIGH SCHOOL Meridian H.S. (Meridian, Miss.)
 COLLEGE Duke
 PRO Entering 2nd NBA season (2nd with Jazz)



- Earned 2014-15 NBA Rookie of the Month honors for the month of April
- Named to the 2014 All-ACC Second Team
- Earned 2014 All-ACC Academic Team honors
- 2012 All-SEC Freshman Team honoree

2014-15 SEASON

Appeared in 50 games (21 starts), averaging 8.7 points, 2.3 rebounds and 1.7 assists in 21.3 minutes ... Sideline 10 games with right foot inflammation (11/9-11/26), 19 games with left foot inflammation (1/2-1/13 & 1/21-2/11), two games with gastrointestinal distress (3/25-3/27) and one game with a concussion (4/1) ... Selected as NBA Western Conference Rookie of the Month in April after averaging 16.7 points, 3.4 rebounds, 3.4 assists and 1.1 steals in seven games, plus scoring 20-plus points three times ... Became the third player in franchise history to win a monthly rookie honor, joining Karl Malone (Rookie of the Month in December 1985) and Trey Burke (Rookie of the Month in December 2013, January 2014 and April 2014) ... Posted 20-or-more points in five games ... Logged a career-high 25 points, four steals and three rebounds at SAC (4/5) ... Posted 21 points and a career-high eight assists at POR (4/11) ... Had 20 points, four assists and a career-high eight boards vs. SAC (4/8) ... Notched 17 points, five rebounds and two assists at PHX (4/4) ... Registered 24 points and three assists vs. CHA (3/16) ... Totaled 20 points, two assists and one steal vs. HOU (3/12) ... Posted 17 points, five rebounds and two assists at PHX (4/4) ... Recorded 18 points, three rebounds and four assists vs. MEM (4/10).

CAREER NBA TRANSACTIONS

Selected by the Utah Jazz in the first round (23rd overall pick) of the 2014 NBA Draft.

AS A COLLEGIAN

Spent two seasons at Duke University (2012-14) after transferring from Mississippi State (2011-12) ... Became just the fourth player to transfer to Duke under Mike Krzyzewski ... Appeared in 35 games (33 starts) and averaged 16.1 points, 3.9 rebounds and 2.1 assists in 32.9 minutes ... In one season at Mississippi State (2011-12), averaged 10.3 points, 4.8 rebounds and 2.0 assists in 32.8 minutes over 32 games (29 starts) ... **2012-13:** Sat out the season due to NCAA transfer rules after arriving from Mississippi State ... **2011-12:** Played in 32 of 33 games (29 starts) as a freshman at Mississippi State ... Named to the Southeastern Conference All-Freshman Team after averaging 10.3 points, 4.8 rebounds and 2.0 assists per game ... Shot 44.3 percent from the field including 36.4 percent from three-point range ... Was on the court for a total of 1,050 minutes, second-most in the Mississippi State freshman record books ... His 328 points ranks ninth, while his 47 three-point field goals is tied for fourth among Bulldog freshmen ... Ranked seventh among freshman in the SEC in scoring and fifth in minutes played (32.8 mpg) ... Recorded 17 double figure scoring games ... Scored 14 points and added eight rebounds, while playing 40 minutes in an overtime loss at LSU (2/14) ... Totaled 17 points and grabbed five rebounds at Arkansas (1/7) ... Posted 16 points and six rebounds in a home win over Utah State (12/31)

NBA REGULAR SEASON STATISTICS

Year	Team	G	GS	MIN	FG	FGA	PCT	3FG	3FGA	PCT	FTM	FTA	PCT	OFF	DEF	TOT	AST	PF	DO	STL	TO	BLK	PTS	RPG	APG	PPG
2014-15	Utah	50	21	1064	155	374	.414	62	170	.365	61	80	.763	9	108	117	83	119	0	30	45	12	433	2.3	1.7	8.7
TOTALS		50	21	1064	155	374	.414	62	170	.365	61	80	.763	9	108	117	83	119	0	30	45	12	433	2.3	1.7	8.7

... Contributed a double-double with 19 points and 10 rebounds, while playing all 40 minutes against Florida Atlantic (12/13) ... Went 8-9 from the field and finished with 17 points, seven rebounds and a season-best four blocks against Tennessee-Martin (11/25) ... Produced a season-high 20 points vs. Louisiana-Monroe (11/21) ... Honored as SEC Rookie of the Week after averaging 9.5 points and 2.5 rebounds in wins over No. 18 Texas A&M (11/17) and No. 16 Arizona (11/18) in the 2K Sports Classic.

OTHER PLAYING EXPERIENCE

Played for the Utah Jazz at the 2014 Las Vegas Summer League, averaging 13.4 points, 4.2 rebounds and 2.2 assists in 27.0 minutes over five games ... Registered 29 points on 11-16 shooting, including seven three-pointers, and five assists vs. MIL (7/14) ... As a senior at Meridian High School, averaged 24.8 points, 8.6 rebounds, 6.4 assists, 3.1 steals and 2.0 blocks ... Guided Meridian to the Class 6A championship and a 29-2 record ... Two-time winner of the Mississippi Gatorade Player of the Year ... Scored 24 points in the title game against Vicksburg ... Named the Clarion Ledger's Player of the Year and was a member of the Dandy Dozen team in 2011 ... Played in the Mississippi/Alabama All-Star Game, finishing with 18 points, three steals and six rebounds ... As a junior, averaged 22.1 points, 6.2 rebounds and 4.4 assists while leading his team to the Class 6A championship game ... Played on the AAU circuit with Alabama Challenge and MBA Elite.

PERSONAL

Full name is Rodney Michael Hood ... Born and raised in Meridian, Miss. ... Son of Vicky and Ricky Hood ... Has a brother, Ricky Hood Jr., and a sister, Whitney ... Says his dad and his older brother are the biggest influences in his life ... Hosted "Welcome to Our Hood" basketball camps at various gyms across Meridian, Miss. in the summer of 2015 ... Both Ricky Jr., and Whitney played basketball at the University of Tennessee at Chattanooga ... Both of his parents played basketball at Mississippi State from 1978-80 ... Father, Ricky, is the long-time director of the Boys & Girls Club of East Mississippi ... Mother, Vicky, is the principal at Newton High School in Meridian, Miss. ... Attended Meridian High School ... Was a guest speaker at a benefit in order to raise money for his hometown Boys & Girls Club in the summer of 2014 ... Favorite football team is the New Orleans Saints ... Follow him on twitter at @rodneymhood.

Joe Ingles

2

POSITION Forward
 HEIGHT 6-8
 WEIGHT 226
 BIRTHDATE 10/2/87 in Happy Valley, Australia
 HIGH SCHOOL ... Australian Institute of Sport (Melbourne, Australia)
 PRO Entering 2nd NBA season (2nd with Jazz)



- Ranked second on the team in steals (72) during 2014-15 campaign
- Has played professionally since the age of 18 in Australia, Spain, Israel and the NBA

- 2014 Euroleague and Israeli Basketball Premier League Champion
- Member of the 2014 Australia Men's National Basketball Team

PLAYERS

2014-15 SEASON

Appeared in 79 games (32 starts) averaging 5.0 points, 2.2 rebounds and 2.3 assists ... Did not dress three times due to low back muscle spasms (2/7-2/11) ... Posted double-figure scoring in 16 contests ... Ranked second on the team in steals (72) as a rookie ... After the All-Star break, connected on 42.7 percent of his three-point shots (38-of-89), marking the third-best percentage among NBA rookies ... Handed out five-or-more assists on 10 occasions ... Totaled a career-high 18 points, grabbing two rebounds vs. MIN (3/23) ... Posted 15 points, three assists and one steal vs. DAL (4/13) ... Recorded eight points, nine rebounds and seven assists vs. IND (1/5) ... Logged 16 points on 4-of-8 shooting vs. BKN (1/24) ... Registered 12 points, five boards and two assists vs. GS (1/13) ... Totaled 10 points, six rebounds and one steal vs. HOU (3/12) ... Posted 11 points on 5-of-9 from the field vs. CHI (11/24).

CAREER NBA TRANSACTIONS

Was not selected in the 2008 NBA Draft ... Signed as a free agent by the Los Angeles Clippers on 9/29/14 ... Waived by the Clippers on 10/25/14 ... Claimed off waivers by the Utah Jazz on 10/27/14 ... Signed with the Utah Jazz to a multi-year deal on 7/10/15.

OTHER PLAYING EXPERIENCE

2013-14: Appeared in 30 Euroleague games averaging 6.4 points on 54.1 percent shooting, 3.0 rebounds and 2.9 assists with Maccabi Tel-Aviv ... Appeared in 34 Israeli Basketball Premier League contests, averaging 5.6 points on 51.6 percent shooting, 2.8 rebounds and 2.4 assists ... Team won the 2014 Euroleague Championship and the Israeli Basketball Premier League Championship ... **2012-13:** Appeared in 32 games with FC Barcelona of the Liga ACB ... Averaged 6.3 points, 2.2 rebounds and 1.3 assists ... Saw action in 29 Euroleague games, posting averages of 6.0 points, 2.1 rebounds and 1.1 assists ... **2011-12:** Appeared in 38 games with FC Barcelona of the Liga ACB, averaging 5.2 points, 1.4 rebounds and 1.4 assists ... Played in 21 Euroleague games, posting averages of 4.3 points, 1.7 rebounds and 1.4 assists ... **2010-11:** Appeared in seven games with CB Granada of the Liga ACB, averaging 13.3 points, 4.7 rebounds, 3.9 assists and 2.3 steals ... Was moved to FC Barcelona in November of 2010 ... **2009-10:** Averaged 11.0 points, 4.1 rebounds and 2.6 assists in seven games with CB Granada of the Liga ACB ... Was selected as part of the Golden State Warriors NBA Summer League Team in Las Vegas ... **2008-09:** Appeared

NBA REGULAR SEASON STATISTICS

Year	Team	G	GS	MIN	FG	FGA	PCT	3FG	3FGA	PCT	FTM	FTA	PCT	OFF	DEF	TOT	AST	PF	DQ	STL	TO	BLK	PTS	RPG	APG	PPG
2014-15	Utah	79	32	1673	147	354	.415	72	202	.356	30	40	.750	22	153	175	182	124	1	72	98	10	396	2.2	2.3	5.0
TOTALS		79	32	1673	147	354	.415	72	202	.356	30	40	.750	22	153	175	182	124	1	72	98	10	396	2.2	2.3	5.0

in 38 games with the Melbourne South Dragons of the Australian League ... Averaged 13.1 points, 4.1 rebounds, 3.5 assists and 1.1 steals ... Won the NBL Championship ... All-NBL Third Team honoree ... Competed for the Golden State Warriors at the NBA Summer League in Las Vegas ... **2007-08:** Averaged 14.5 points, 6.3 rebounds and 4.9 assists with the Melbourne South Dragons of the Australian League ... Went undrafted in the 2008 NBA Draft ... **2006-07:** In first professional season, appeared in 34 games with the Melbourne South Dragons of the Australian League, averaging 15.3 points, 4.9 rebounds and 3.0 assists and was named NBL Rookie of the Year.

PERSONAL

Born Oct. 2, 1987 in Happy Valley, Australia ... Married to Renae ... Has a Boston terrier named Moose ... Makes a weekly radio appearance each Thursday morning on DJ & PK on 1280/97.5 The Zone ... Attended the same high school as fellow Jazzman, Danté Exum, at the Australian Institute of Sport in Melbourne, Australia ... Was also roommates with Exum at the 2014 FIBA World Cup as part of Australia's National Team, "The Boomers" ... Follow him on Twitter @JoelIngles7.

Grant Jerrett

17

POSITION Forward
 HEIGHT 6-10
 WEIGHT 233
 BIRTHDATE 7/8/93 in Costa Mesa, Calif.
 HIGH SCHOOL Lutheran H.S. (La Verne, Calif.)
 COLLEGE Arizona
 PRO Entering 2nd NBA season (2nd with Jazz)



• No. 1 overall pick in the 2014 NBA Development League Draft

• 2012 McDonald's High School All-American
 • 2012 California Gatorade Player of the Year

2014-15 SEASON

Appeared in eight games with the Oklahoma City Thunder and Utah Jazz, averaging 2.0 points and 1.1 rebounds in 6.4 minutes ... Saw action in three games for the Jazz, posting averages of 3.0 points and 1.7 rebounds in 8.7 minutes ... Logged a career-high seven points, three rebounds and one assist at HOU (4/15) ... Logged four points, one board and one block in seven minutes at GSW (1/5) ... Appeared in nine games (six starts) with the Idaho Stampede of the NBA D-League, averaging 12.2 points, 8.2 rebounds, 1.8 assists and 1.1 blocks in 31.7 minutes ... Played in 10 games with the Oklahoma City Blue of the NBA D-League, averaging 14.6 points, 5.5 rebounds and 1.1 assists.

AS A PROFESSIONAL

Has appeared in eight career games with Oklahoma City and Utah, averaging 2.0 points and 1.1 rebounds in 6.4 minutes ... **2013-14 (w/ Tulsa 66ers):** Appeared in 27 games (25 starts), averaging 15.1 points and 6.3 rebounds in 29.3 minutes with the Tulsa 66ers of the NBA D-League ... Was the No. 1 overall pick in the 2014 D-League Draft ... Posted double figures in 22 games and had five double-doubles.

CAREER NBA TRANSACTIONS

Selected by the Portland Trail Blazers in the second round (40th overall) of the 2013 NBA Draft by the Portland Trail Blazers ... Traded to the Oklahoma City Thunder in exchange for cash considerations on 6/27/13... Signed by Oklahoma City to a multi-year contract on 4/7/14 ... Became a free agent after Oklahoma City tendered a qualifying offer on 6/30/14 ... Signed a multi-year contract with Oklahoma City on 7/15/14 ... Traded by Oklahoma City to the Utah Jazz, along with Kendrick Perkins, the rights to Tibor Pleiss, a future first-round pick from Oklahoma City, as well as a 2017 second-round pick from the Detroit Pistons as part of a three-way trade in which the Jazz sent Enes Kanter and Steve Novak to Oklahoma City and Oklahoma City sent Reggie Jackson to Detroit.

NBA REGULAR SEASON STATISTICS

Year	Team	G	GS	MIN	FG	FGA	PCT	3FG	3FGA	PCT	FTM	FTA	PCT	OFF	DEF	TOT	AST	PF	DO	STL	TO	BLK	PTS	RPG	APG	PPG
2013-14	Utah	8	0	51	7	26	.269	1	15	.067	1	1	1.000	2	7	9	3	11	0	2	3	2	16	1.1	0.4	2.0
TOTALS		8	0	51	7	26	.269	1	15	.067	1	1	1.000	2	7	9	3	11	0	2	3	2	16	1.1	0.4	2.0

NBA DEVELOPMENT LEAGUE STATISTICS

Year	Team	G	GS	MIN	FG	FGA	PCT	3FG	3FGA	PCT	FTM	FTA	PCT	OFF	DEF	TOT	AST	PF	DO	STL	TO	BLK	PTS	RPG	APG	PPG
2013-14	Tulsa	27	25	790	147	341	.431	48	132	.364	67	82	.817	36	129	165	20	73	2	17	35	21	409	6.1	0.7	15.1
2014-15	OKC-Idaho	19	15	540	99	212	.467	38	97	.392	20	32	.625	36	93	129	27	56	2	15	23	14	256	6.8	1.4	13.5
TOTALS		46	40	1330	246	553	.445	86	229	.376	87	114	.763	72	222	294	47	129	4	32	58	35	665	6.4	1.0	14.5

AS A COLLEGIAN

Played one collegiate season at Arizona (2012-13) ... Appeared in 34 games, averaging 5.2 points and 3.6 rebounds in 17.8 minutes ... Posted five double-doubles and led the team in blocked shots (33) and three-point field goal percentage (40.5 percent).

OTHER PLAYING EXPERIENCE

Named 2012 California Gatorade Player of the Year his senior season at Lutheran High School in La Verne, Calif. ... Was a 2012 McDonald's All-American and competed at the 2012 Jordan Brand Classic.

PERSONAL

Born July 8, 1993, in Costa Mesa, Calif. ... Son of Lamont and Barbara Jerrett ... Full name is Grant Alexander Jerrett ... Says his mom and grandmother are the biggest influences in his life ... Favorite vacation spot is anywhere that has a beach ... If he wasn't a basketball player, he would be a naval aviator ... Favorite movies include Star Wars and The Karate Kid ... Enjoys playing football and golf in his free time.

Chris Johnson

23

POSITION Forward
 HEIGHT 6-6
 WEIGHT 206
 BIRTHDATE 4/29/90 in Columbus, Ohio
 HIGH SCHOOL Brookhaven H.S. (Columbus, Ohio)
 COLLEGE Dayton
 PRO Entering 4th NBA season (2nd with Jazz)



- 2014 NBA Development League All-Star
- 2013 NBA Development League Champion

- Led Dayton to 2010 NIT Championship
- MVP of the 2010 NIT

2014-15 SEASON

Appeared in 29 games (two starts) with the Philadelphia 76ers, Utah Jazz and Milwaukee Bucks, averaging 5.7 points and 1.9 rebounds in 18.1 minutes per contest Saw action in 12 games with the Jazz, posting averages of 6.8 points and 1.5 rebounds in 17.6 minutes ... DNP-CD four times ... Finished with 13 points, one rebound and one steal vs. DAL (4/13) ... Had 13 points, two rebounds and one steal at HOU (4/15) ... Posted 11 points and six rebounds at POR (4/11) ... Logged five points, one board and one steal in Jazz debut vs. MEM (2/4) ... Appeared in eight games with the Milwaukee Bucks, averaging 3.9 points and 1.4 rebounds in 16.0 minutes per game ... Appeared in 14 games with the Rio Grande Valley Vipers of the NBA Development League, averaging 20.1 points, 5.9 rebounds and 2.1 assists in 34.9 minutes per game ... Had a season-high 30 points, five boards and two steals at Texas (1/10) ... Notched 28 points, eight rebounds, four rebounds and three steals vs. Reno (1/8) ... Finished with 25 points on 9-of-14 shooting vs. Reno (1/18) ... Appeared in nine games (two starts) with the Philadelphia 76ers, averaging 6.0 points, 2.9 rebounds and 1.0 steals per game ... Posted a career-high 16 points and had three steals at TOR (1/9) ... Had 12 points, one rebound and one assist at IND (10/29) ... Had a career-high-tying eight boards at MIL (10/31).

AS A PROFESSIONAL

Has appeared in 77 career games with Memphis, Boston, Philadelphia, Utah and Milwaukee averaging 5.8 points and 2.1 rebounds in 18.4 minutes ... **2013-14:** Appeared in 40 games with the Boston Celtics, averaging 6.3 points and 2.4 rebounds in 19.7 minutes ... Recorded 14 points on 6-of-8 shooting and three rebounds at IND (3/14) ... Pulled down a season-high eight rebounds at WAS (4/2) ... Scored in double-figures in nine contests ... Appeared in 20 games with the Rio Grande Valley Vipers averaging 19.4 points, 6.8 boards and 2.5 assists ... Attended training camp with the Brooklyn Nets ... **2012-13:** Signed two 10-day contracts with Memphis, appearing in eight games and averaging 3.6 points and 1.4 rebounds ... Appeared in 44 games with the Rio Grande Valley Vipers, averaging 10.5 points, 4.1 rebounds and 1.4 steals per game ... Won the 2013 NBA D-League Championship with Rio Grande Valley ... Attended training camp with the Los Angeles Clippers and Orlando Magic.

NBA REGULAR SEASON STATISTICS

Year	Team	G	GS	MIN	FG	FGA	FT	FTA	3FG	3FGA	PF	FM	FT	OFF	DEF	TOT	AST	PF	DO	STL	TO	BLK	PTS	RPG	APG	PPG
2012-13	Memphis	8	0	102	11	25	.440	6	18	.333	1	2	.500	5	6	11	2	5	0	4	3	0	29	1.4	0.3	3.6
2013-14	Boston	40	0	789	85	214	.397	43	127	.339	37	43	.860	31	66	97	31	63	0	27	22	4	250	2.4	0.8	6.3
2014-15	Phi.-Mil.-Utah	29	2	527	62	154	.403	28	95	.295	14	16	.875	8	47	55	15	44	0	26	15	7	166	1.9	0.5	5.7
TOTALS		77	2	1418	158	393	.402	77	240	.321	52	61	.852	44	119	163	48	112	0	57	40	11	445	2.1	0.6	5.8

NBA DEVELOPMENT LEAGUE STATISTICS

Year	Team	G	GS	MIN	FG	FGA	FT	FTA	3FG	3FGA	PF	FM	FT	OFF	DEF	TOT	AST	PF	DO	STL	TO	BLK	PTS	RPG	APG	PPG
2012-13	Rio Grande V.	39	24	1049	143	335	.427	78	205	.380	49	66	.742	58	105	163	30	73	0	58	37	13	413	4.2	0.8	10.6
2013-14	Rio Grande V.	20	20	744	132	281	.470	54	147	.367	69	82	.841	51	84	135	49	45	0	32	34	20	387	6.8	2.5	19.4
2014-15	Rio Grande V.	16	14	554	111	219	.507	38	105	.362	69	85	.812	29	64	93	36	45	1	26	27	15	329	5.8	2.3	20.6
TOTALS		75	58	2347	386	835	.462	170	457	.372	187	233	.803	138	253	391	115	163	1	116	98	48	1129	5.2	1.5	15.1

CAREER NBA TRANSACTIONS

Was not selected in the 2012 NBA Draft ... Signed as a free agent by the Los Angeles Clippers on 6/25/12 ... Waived by the Clippers on 10/7/12 ... Signed by the Orlando Magic on 10/9/12 ... Waived by Orlando on 10/27/12 ... Signed to the first of consecutive 10-day contracts on 1/23/13 by the Memphis Grizzlies ... Signed by the Brooklyn Nets on 9/24/13 ... Waived by Brooklyn on 10/26/13 ... Signed by the Boston Celtics to the first of consecutive 10-day contracts (1/17/14) ... Signed to a multi-year deal by Boston on 2/7/14 ... Waived by the Celtics on 9/26/14 ... Claimed off waivers by Philadelphia on 9/28/14 ... Waived by Philadelphia on 11/15/14 ... Signed by the Utah Jazz to a 10-day contract on 1/28/15 ... Signed to the first of consecutive 10-day contracts with the Milwaukee Bucks on 3/6/15 ... Signed by the Utah Jazz to a multi-year deal on 3/26/15.

AS A COLLEGIAN

Played four seasons at Dayton (2008-12) ... Appearing in 128 career-games and averaging 10.6 points, 6.1 rebounds and 1.1 assists ... **2011-12:** Averaged 12.4 points, 6.4 rebounds and 1.3 assists in 29.7 minutes ... **2010-11:** Averaged 11.0 points, 6.0 rebounds and 1.6 assists as a junior ... **2009-10:** Averaged 11.9 points, 6.9 rebounds and 0.9 steals as a sophomore ... Led Dayton to an NIT championship, where he was named Most Valuable Player of the tournament (2010) ... Selected as the Atlantic 10 Most Improved Player of the Year in 2010 ... **2008-09:** Averaged 6.3 points and 5.2 rebounds as a true freshman.

PERSONAL

Native of Columbus, Ohio ... Son of Nicole Johnson ... Has two siblings, Ty'onna and Maurice ... Says his mom is the biggest influence in his life ... Enjoys spending time with his family in the offseason ... Recalls playing in the NBA for the first time as his most memorable sports moment ... Enjoys watching movies when not playing basketball ... Majored in general studies at the University of Dayton ... Follow him on Twitter @ChrisJohnson12.

Trey Lyles

41

POSITION Forward
 HEIGHT 6-10
 WEIGHT 234
 BIRTHDATE 11/5/95 in Saskatoon, Saskatchewan, Canada
 HIGH SCHOOL Arsenal Tech (Indianapolis)
 COLLEGE Kentucky
 PRO Entering 1st NBA season (1st with Jazz)



- Named to the 2015 All-SEC Freshman Team
- Earned 2015 SEC First-Year Academic Honor Roll accolades

- Named 2014 Indiana Mr. Basketball

2014-15 SEASON

Appeared in 36 games (21 starts) for Kentucky, averaging 8.7 points, 5.2 rebounds and 1.1 assists in 23.0 minutes per game ... Named to the 2015 All-SEC Freshman Team ... Logged two double-doubles on the season ... Averaged 10.6 points and 6.0 rebounds per game during the 2015 NCAA Tournament, helping lead Kentucky to a Final Four appearance ... Earned 2015 SEC First-Year Academic Honor Roll accolades.

CAREER NBA TRANSACTIONS

Selected by the Utah Jazz in the first round (12th overall pick) of the 2015 NBA Draft.

AS A COLLEGIAN

Spent one season at Kentucky (2014-15), averaging 8.7 points, 5.2 rebounds and 1.1 assists in 23.0 minutes ... Earned 2015 All-SEC Freshman Team honors.

OTHER PLAYING EXPERIENCE

Named 2014 Mr. Indiana Mr. Basketball as senior ... Participated in the 2014 McDonald's All-American Game and Jordan Brand Classic ... Competed for the Canadian National Team at the 2013 U19 Championships, helping the team to a sixth-place finish.

PERSONAL

Born in Saskatoon, Saskatchewan, Canada ... Moved to Indianapolis at age of six and attended Arsenal Tech High School in Indianapolis ... Son of Jessie and Thomas Lyles ... Has one older sister, Tanika, a walk-on to the Indiana State track and field team ... She gave the commencement address at ISU's 2014 graduation ... Says going 31-0 at Kentucky in the 2014-15 regular season is his most memorable sports moment ... Father, Thomas, played collegiately at Kentucky and professionally in Canada for the Saskatoon Storm ... Plays the guitar and bass guitar.

COLLEGIATE STATISTICS

Year	Team	G	GS	MIN	FG	FGA	PCT	3FG	3FGA	PCT	FTM	FTA	PCT	OFF	DEF	TOT	AST	PF	DQ	STL	TO	BLK	PTS	RPG	APG	PPG
2014-15	Kentucky	36	21	828	117	240	.488	4	29	.138	75	102	.735	65	123	188	38	57	0	19	41	16	313	5.2	1.1	8.7
TOTALS		36	21	828	117	240	.488	4	29	.138	75	102	.735	65	123	188	38	57	0	19	41	16	313	5.2	1.1	8.7

Elijah Millsap

13

POSITION Guard/Forward
 HEIGHT 6-6
 WEIGHT 225
 BIRTHDATE 8/12/87 in Monroe, La.
 HIGH SCHOOL Grambling H.S. (Grambling, La.)
 COLLEGE UAB
 PRO Entering 2nd Season (2nd with Jazz)



- 2012 NBA D-League All-Star
- Earned 2007 Sun Belt Freshman of the Year honors
- Named to the 2010 All-Conference USA First Team

2014-15 SEASON

Appeared in 47 games (five starts) with the Jazz, averaging 5.3 points, 3.2 rebounds and 1.2 assists in 19.7 minutes per game ... DNP-CD once ... Posted six games with 10-or-more points ... Scored a career-high 17 points, adding seven rebounds vs. LAL (2/25) ... Notched 13 points, four rebounds and two steals vs. MIN (3/23) ... Swiped a career-high and team season-high five steals vs. MIL (3/28) ... Registered 16 points, three rebounds and three steals at DEN (3/27) ... Pulled down a career-high nine boards vs. DEN (4/1) ... Logged 10 points and eight rebounds at DAL (2/10) ... Appeared in 19 games (16 starts) for the Bakersfield Jam of the NBA D-League, averaging 20.6 points, 8.3 rebounds, 5.2 assists and 2.1 steals in 36.6 mpg ... Recorded eight double-doubles, including one triple-double ... Scored in double figures on 18 occasions and recorded 20-plus points in 12 games ... Spent the 2014 preseason with the Milwaukee Bucks, appearing in one game and recording four points, one rebound and one assist in seven minutes.

AS A PROFESSIONAL

Has appeared in 47 games (five starts) with the Utah Jazz, averaging 5.3 points, 3.2 rebounds and 1.2 assists in 19.7 mpg ... **2013-14:** Appeared in three games for the L.A. D-Fenders of the NBA D-League, posting averages of 6.3 points, 2.3 rebounds and 2.3 steals per game ... Appeared in eight games (four starts), averaging 12.6 points, 6.4 rebounds, 1.5 assists and 1.3 steals with Maccabi Ashdod of the Israeli League ... **2012-13:** Started the season with the Shanghai Sharks of the Chinese Basketball Association before returning to the NBA D-League ... Averaged 17.4 points, 6.1 rebounds, 3.6 assists and 2.0 steals in 34.4 mpg in 44 games (37 starts) with the L.A. D-Fenders ... Named to the 2013 NBA D-League All-Defensive Third Team ... Joined the Petron Blaze Boosters of the Filipino League for the 2013 Governor's Cup in the summer of 2013 ... **2011-12:** Appeared in 41 games (33 starts), averaging 19.4 points, 6.3 rebounds, 3.2 assists and 1.9 steals in 33.0 mpg with the L.A. D-Fenders ... Earned 2012 All-NBA D-League Second Team honors ... **2010-11:** Averaged 15.7 points, 5.4 rebounds, 2.6 assists and 1.2 steals in 53 games with the Tulsa 66ers of the NBA D-League ... Named to the NBA D-League All-Rookie Second Team.

NBA REGULAR SEASON STATISTICS

Year	Team	G	GS	MIN	FG	FGA	PCT	3FG	3FGA	PCT	FTM	FTA	PCT	OFF	DEF	TOT	AST	PF	DQ	STL	TO	BLK	PTS	RPG	APG	PPG
2014-15	Utah	47	5	924	81	238	.340	28	90	.311	58	86	.674	28	122	150	58	124	0	56	67	16	248	3.2	1.2	5.3
TOTALS		47	5	924	81	238	.340	28	90	.311	58	86	.674	28	122	150	58	124	0	56	67	16	248	3.2	1.2	5.3

NBA DEVELOPMENT LEAGUE STATISTICS

Year	Team	G	GS	MIN	FG	FGA	PCT	3FG	3FGA	PCT	FTM	FTA	PCT	OFF	DEF	TOT	AST	PF	DQ	STL	TO	BLK	PTS	RPG	APG	PPG
2010-11	Tulsa	50	44	1431	241	548	.440	33	97	.340	246	325	.757	60	205	265	130	144	0	61	111	17	761	5.3	2.6	15.2
2011-12	Los Angeles	41	33	1353	253	566	.447	49	123	.398	241	313	.770	61	199	260	133	125	1	78	119	9	796	6.3	3.2	19.4
2012-13	Los Angeles	44	37	1514	257	616	.417	30	86	.349	220	292	.753	52	218	270	158	138	1	86	118	15	764	6.1	3.6	17.4
2013-14	Los Angeles	1	0	14	1	2	.500	0	1	.000	3	3	1.000	0	1	1	0	3	0	1	1	0	5	1.0	0.0	5.0
2014-15	Bakersfield	19	16	695	125	283	.442	19	56	.339	122	160	.763	35	122	157	99	74	2	40	78	5	391	8.3	5.2	20.6
TOTALS		155	130	5007	877	2015	.435	131	363	.361	832	1093	.761	208	745	953	520	484	4	266	427	46	2117	6.1	3.4	17.5

CAREER NBA TRANSACTIONS

Signed by the Oklahoma City Thunder on 9/26/10 ... Waived by Oklahoma City on 10/20/10 ... Signed by the Los Angeles Lakers on 12/9/11 ... Waived by Los Angeles on 12/22/11 ... Signed by the Milwaukee Bucks on 9/27/14 ... Waived by Milwaukee on 10/16/14 ... Signed a 10-day contract with the Utah Jazz on 1/5/15 ... Signed a second 10-day contract with the Utah Jazz on 1/15/2015 ... Signed to a multi-year deal with the Utah Jazz on 1/25/15.

AS A COLLEGIAN

Spent one season at the University of Alabama at Birmingham (UAB) (2008-10), averaging 16.1 points, 9.5 rebounds, 1.8 assists and 1.6 steals in 33.1 minutes after transferring from Louisiana-Lafayette (2006-08) where he averaged 10.7 points, 6.2 rebounds, 1.2 assists and 1.4 steals in 23.6 minutes ... **2009-10:** Averaged 16.1 points, 9.5 rebounds, 1.8 assists and 1.6 steals in lone season at UAB ... Earned 2010 All-Conference USA First Team honors ... **2008-09:** Sat out season due to NCAA transfer rules ... **2007-08:** Averaged 9.4 points, 5.4 rebounds, 1.4 assists and 1.5 steals in 22.0 mpg ... 2006-07: Averaged 12.4 points, 7.3 rebounds and 1.3 steals in 25.2 mpg ... Named the 2007 Sun Belt Conference Freshman of the Year.

OTHER PLAYING EXPERIENCE

2013-14: Appeared in eight games (four starts), averaging 12.6 points, 6.4 rebounds, 1.5 assists and 1.3 steals with Maccabi Ashdod of the Israeli League ... **2012-13:** Started the season with the Shanghai Sharks of the Chinese Basketball Association before returning to the NBA D-League ... Joined the Petron Blaze Boosters of the Filipino League for the 2013 Governor's Cup in the summer of 2013.


PERSONAL

Born on August 12, 1987 in Monroe, La. ... Son of Bettye Millsap ... Has three brothers - Abraham, John and Paul ... His brother Paul played for the Jazz from 2006-13 and is currently a member of the Atlanta Hawks ... His brother John played on the Jazz summer league entry in 2007 and was a member of the D-League's Utah Flash in 2007-08 ... Majored in Business at UAB ... Chose the #13 because he was called up by the Jazz on 1/3.

Raul Neto

25

POSITION Guard
HEIGHT 6-1
WEIGHT 179
BIRTHDATE 5/19/92 in Belo Horizonte, Minas Gerais, Brazil
PRO Entering 1st NBA season (1st with Jazz)



· Played for the Brazilian National Team at the 2014 FIBA World Cup

· Named MVP of the 2013 Adidas EuroCamp
· Participated at the 2011 Nike Hoop Summit as a member of the World Select Team

2014-15 SEASON

Appeared in 34 games (23 starts) for Universidad Catolica De Murcia (UCAM) of the Liga ACP in Spain, averaging 8.9 points, 3.9 assists, 2.1 rebounds and 1.2 steals in 22.4 mpg.

CAREER NBA TRANSACTIONS

Selected by the Atlanta Hawks in the second round (47th overall pick) of the 2013 NBA Draft ... Draft rights acquired by the Utah Jazz in a draft-night trade with the Hawks in exchange for a 2015 second-round pick (from Brooklyn) ... Signed a multi-year deal with the Jazz on 7/9/15.

OTHER PLAYING EXPERIENCE

2013-14: Appeared in 27 games for Lagun Aro GBC of the Spanish ACB League, averaging 9.8 points, 2.9 rebounds, 3.3 assists and 1.2 steals in 27.5 minutes ... Played in seven games for Brazil in the 2014 FIBA World Cup, averaging 7.6 points, 2.1 rebounds and 2.3 assists ... **2012-13:** Appeared in 34 games for Lagun Aro GBC, averaging 8.5 points, 2.4 rebounds, 2.9 assists and 1.0 steals in 24.0 minutes ... Scored a season-high 25 points along with dishing out six assists against FCB Regal on May 16 ... Shot .485 percent on two-point field goals and .390 percent from beyond the arc ... Also participated in and was named MVP of Adidas EUROCAMPE 2013 in Treviso, Italy ... **2011-12:** Appeared in 37 games for Lagun Aro GBC and averaged 5.8 points, 2.1 assists and 1.8 rebounds ... A member of the Brazilian National Team in the 2012 Olympic Games in London, appearing in three games and averaging 3.7 points and 2.0 assists ... Selected to participate in the Brazilian All-Star Games in 2011 ... Was a World Team Selection at the 2011 Nike Hoop Summit ... Played for Minas Tenis Clube in Brazilian (NBB) League from 2008-11 ... **2010-11:** Appeared in 31 games for Minas in 2010-11, averaging 12.6 points, 2.9 rebounds, 2.2 assists and 2.0 steals ... Participated in adidas Eurocamp in Treviso in 2011 ... Named to the 2011 Eurobasket.com All-World Championships U19 Second Team ... **2009-10:** Played in 26 games for Minas, averaging 4.4 points, 1.1 rebounds and 2.1 assists ... **2008-09:** Saw action in six games for Minas, averaging 2.0 points, 1.0 assist and 1.3 steals ... Mineira League Champion in 2008 ... Won silver at the FIBA Americas U18 Championships in San Antonio in 2010 ... Averaged 15.4 points, 6.0 rebounds, 5.2 assists and 1.6 steals in five games at the FIBA Americas U18 Championships ... Scored six points at the World Championships in Turkey in 2010 ... Member of the Brazilian National Team in 2009 and 2012 ... Also a member of the U19 Brazilian National Team in 2009 and 2011 ... Member of the U17 Brazilian National Team in 2009.

PERSONAL

Born Raul Togni Neto May 19, 1992 in Belo Horizonte, Minas Gerais, Brazil ... Name is pronounced "Hah-00L Nett-oh" ... Speaks fluent Portuguese, Spanish and English ... Says his dad is the biggest influence in his life ... If he wasn't a basketball player, he would be an engineer ... Used his first NBA paycheck to take his brother out to dinner ... Neto's Twitter handle is @RaulTogni.

JJ O'Brien

22

POSITION Forward
 HEIGHT 6-7
 WEIGHT 228
 BIRTHDATE 4/8/92 in San Diego, Calif.
 HIGH SCHOOL Alta Loma H.S. (Rancho Cucamonga, Calif.)
 COLLEGE San Diego State
 PRO Entering 1st NBA season (1st with Jazz)



• Named to the 2015 All-Mountain West Conference First Team

• Earned 2015 All-Mountain West Conference Defensive Team honors

2014-15 SEASON

Appeared and started in all 36 games and averaged 10.3 points and 5.2 boards as a senior ... Logged 18 games with double-figure scoring and three double-doubles ... Earned 2015 All-Mountain West Conference First Team and Defensive Team honors ... Named to the 2015 All-Mountain West Conference Tournament Team ... Helped lead San Diego State to a 2015 NCAA Tournament appearance.

CAREER NBA TRANSACTIONS

Was not selected in the 2015 NBA Draft ... Signed as a free agent by the Utah Jazz on 8/28/15.

AS A COLLEGIAN

Spent three years at San Diego State University (2012-15) after one season at the University of Utah (2010-11) ... Averaged 8.5 points, 4.8 rebounds and 29.3 minutes per game over 105 contests in three seasons at San Diego State ... Started in 104 of 105 games played ... Recorded a total of 1,029 points, 622 rebounds and 204 assists in three years at San Diego State ... **2013-14:** Posted averages of 7.8 points, 4.7 rebounds and 1.1 assists in 27.9 minutes per game ... Garnered All-Mountain West honorable mention as a junior ... Played and started in 35 of the team's 36 games in 2013-14 ... Finished junior season with eight double-figure scoring games, two games with 10-or-more rebounds and one double-double ... **2012-13:** Started in 33-of-34 games as a sophomore, averaging 7.2 points and 4.5 rebounds in 27.0 minutes per game ... Logged 13 double-figure scoring outings and two double-doubles ... **2011-12:** Sat out the 2011-12 season as a redshirt after transferring to San Diego State from Utah ... **2010-11 (w/ Utah):** Averaged 6.4 points, 5.5 rebounds and 1.2 assists in 27.7 minutes in freshman season with the Utes ... Played in 22 games and started in 21 ... Posted six double-figure scoring games and two double-doubles ... Missed nine games due to a broken foot.

PERSONAL

Born in San Diego, Calif. ... Full name is Jaleel O'Brien ... Son of Cathy O'Brien ... Mother, Cathy, is a middle school teacher and played collegiate basketball at Notre Dame ... Has two sisters, Noelle and Malika ... Played high school basketball at Alta Loma High School in Alta Loma, Calif. ... Earned a bachelor's degree in communication from San Diego State ... Was working on his master's degree in educational leadership in 2014-15.


COLLEGIATE STATISTICS

Year	Team	G	GS	MIN	FG	FGA	PT	3FG	3FGA	PT	FTM	FTA	PT	OFF	DEF	TOT	AST	PF	DO	STL	TO	BLK	PTS	RPG	APG	PPG
2010-11	Utah	22	21	610	54	131	412	2	18	111	29	50	580	46	74	120	27	50	3	10	39	4	139	5.5	1.2	6.3
2011-12	San Diego St.	Did Not Play - NCAA Transfer Rules																								
2012-13	San Diego St.	34	33	918	111	211	526	1	5	200	23	51	451	82	70	152	51	62	2	31	48	14	246	4.5	1.5	7.2
2013-14	San Diego St.	35	35	975	101	220	459	5	19	263	67	104	644	71	92	163	38	73	2	24	48	12	274	4.7	1.1	7.8
2014-15	San Diego St.	36	36	1183	149	320	466	11	35	314	60	93	645	79	108	187	88	47	0	51	54	7	369	5.2	2.4	10.3
TOTALS		127	125	3666	415	882	471	19	77	247	179	298	601	278	344	622	204	232	7	116	189	37	1028	4.9	1.6	8.1

Tibor Pleiss

21

POSITION Center
 HEIGHT 7-3
 WEIGHT 262
 BIRTHDATE 11/2/89 in Bergisch Gladbach, Germany
 PRO Entering 1st NBA season (1st with Jazz)



• 2013 German Bundesliga All-Star Selection

• 2013 German Bundesliga Regular Season Champion

2014-15 SEASON

Appeared in 43 games for FC Barcelona averaging, 5.7 points on 64.6 percent from the field and 3.8 rebounds in 13.3 minutes per game ... Was 71-of-82 from the free throw line (86.6 percent) ... Helped lead Barcelona to finalist standing in the 2015 Spanish Liga Endesa and Spanish Cup (Copa del Rey).

CAREER NBA TRANSACTIONS

Selected by the New Jersey Nets in the second round (31st overall pick) of the 2010 NBA Draft ... Draft rights traded by New Jersey to the Atlanta Hawks, along with Jordan Crawford, in exchange for the draft rights to Damion James (24th overall pick) on 6/24/10 ... Draft rights traded by Atlanta to the Oklahoma City Thunder in exchange for cash considerations on 6/24/10 ... Rights traded by Oklahoma City to the Utah Jazz, along with Grant Jerrett, Kendrick Perkins, a future first-round pick from Oklahoma City, as well as a 2017 second-round pick from the Detroit Pistons as part of a three-way trade in which the Jazz sent Enes Kanter and Steve Novak to Oklahoma City and Oklahoma City sent Reggie Jackson to Detroit ... Signed by Utah to a multi-year deal on 7/14/15.

OTHER PLAYING EXPERIENCE

2013-14: Appeared in 59 games (50 starts) for Laboral Kutxa Vitoria of the Liga ACB, averaging 12.4 points, 5.9 rebounds and 1.1 blocks in 21.8 minutes per game ... Earned 2014 All-Liga ACB Second Team honors ... **2012-13:** Appeared in 61 games (15 starts) for Laboral Kutxa, averaging 5.7 points and 4.4 rebounds in 15.3 minutes per game ... **2011-12:** Appeared in 54 games (32 starts) for Brose Baskets Bamberg of the German Bundesliga, averaging 9.4 points, 5.9 rebounds and 1.3 blocks in 19.7 minutes per game ... Helped Brose Baskets to a 2012 Regular Season German Bundesliga Championship ... Named a 2011 Bundesliga All-Star ... Earned 2012 All-Bundesliga Third Team honors ... **2010-11:** Played for Brose Baskets Bamberg, appearing in 47 games, averaging 8.9 points and 5.3 rebounds ... **2009-10:** Appeared in 45 games for Brose Baskets Bamberg, averaging 8.0 points, 5.9 rebounds and 1.3 blocks per game ... **2008-09:** Appeared in 27 games for the Koeln 99ers, averaging 5.0 points and 2.9 rebounds per game ... **2007-08:** Appeared in six games for the Koeln 99ers, averaging 1.5 points and 1.5 rebounds per game ... **2006-07:** Appeared in six games for RheinEnergie Koln, averaging 1.7 points and 1.0 rebounds per contest.

PERSONAL

Born on Nov. 2, 1989 in Bergisch Gladbach, Germany ... Name is pronounced "TEE-bore Plice" ... Enjoys photography, a hobby he shares with his dad ... Wears a size 18 shoe ... Speaks German, English and some Spanish, which he learned while playing in Spain ... Follow him on Twitter @Tibor_Pleiss.

Jeff Withey

24

POSITION Center
 HEIGHT 7-0
 WEIGHT 231
 BIRTHDATE 3/7/90 in San Diego, Calif.
 HIGH SCHOOL Horizon H.S. (San Diego, Calif.)
 COLLEGE Kansas
 PRO Entering 3rd NBA season (1st with Jazz)



- Two-time Big 12 Defensive Player of the Year
- All-time leader in blocks at Kansas and in the Big 12 Conference

- Consensus 2013 Second Team All-American
- 2013 NABC Co-Defensive Player of the Year
- 2013 All-Big 12 First Team

2014-15 SEASON

Appeared in 37 games with New Orleans, averaging 2.6 points, 1.7 rebounds and 0.5 blocks in 7.0 minutes ... Totaled a season-high in points (14) and tied a career-high in rebounds (eight) at GSW on 3/20 ... Scored 11 points while shooting 5-of-7 from the field and grabbing four rebounds vs. IND on 2/21 ... Tallied 10 points and four rebounds, knocking down all four free throw attempts on 12/14 vs. GSW ... Blocked a season-high three shots vs. SAC on 11/25 ... Scored nine points and grabbed six rebounds on 11/21 at DEN.

AS A PROFESSIONAL

Has appeared in 95 games (four starts) in two seasons with the New Orleans Pelicans, averaging 3.0 points, 2.3 rebounds and 0.7 blocks in 9.9 minutes per game ... **2013-14:** Played in 58 games (four starts) during his rookie season, averaging 3.3 points, 2.6 rebounds and 0.9 blocks per game ... Shot 53.5 percent from the floor ... Scored in double figures on three occasions and tallied two or more blocks 11 times ... Tied a season and career-high five blocks on 4/16 vs. HOU ... Played a career-high 33 minutes on 4/14 vs. OKC, finishing with eight points, six boards and four blocks ... Scored a career-high and led New Orleans with 17 points on 7-of-10 shooting on 4/9 vs. PHX ... Made four of his five field goal attempts en route to 13 points along with five rebounds and four blocks on 4/2 at DEN ... Notched career highs in rebounds (seven) and blocks (five) on 3/31 vs. Sacramento ... Totaled nine points and four rebounds in his first career start on 3/19 vs. Toronto ... Grabbed a career-high eight rebounds on 3/7 vs. Milwaukee ... Tied a career-high in offensive rebounds with four on 2/24 vs. LAC.

CAREER NBA TRANSACTIONS

Selected by the Portland Trail Blazers in the second round (39th overall pick) of the 2013 NBA Draft ...

Acquired by New Orleans along with Tyreke Evans from Sacramento in a three team trade for Greivis Vasquez (to Sacramento) and Robin Lopez (to Portland) on 7/10/13 ... Signed as a free agent by the Utah Jazz to a multi-year contract on 8/24/15.

NBA REGULAR SEASON STATISTICS

Year	Team	G	GS	MIN	FG	FGA	PCT	3FG	3FGA	PCT	FTM	FTA	PCT	OFF	DEF	TOT	AST	PF	DQ	STL	TO	BLK	PTS	RPG	APG	PPG
2013-14	New Orleans	58	4	684	69	129	.535	0	1	.000	52	73	.712	49	101	150	26	73	0	15	20	50	190	2.6	0.4	3.3
2014-15	New Orleans	37	0	259	32	64	.500	0	0	---	34	50	.680	23	41	64	11	26	0	4	12	18	98	1.7	0.3	2.6
TOTALS		95	4	943	101	193	.523	0	1	.000	86	123	.699	72	142	214	37	99	0	19	32	68	288	2.3	0.4	3.0

AS A COLLEGIAN

Played four seasons at the University of Kansas (2009-13) ... Appeared in 117 games and averaged 8.0 points, 5.4 rebounds and 2.7 blocks ... KU and Big 12 career blocked shots leader (311) ... **2012-13:** Averaged 13.7 points, 8.5 rebounds and 3.9 blocks in 30.9 minutes as a senior ... His 3.95 blocks per game ranked second nationally, first in the Big 12 and set the Kansas and conference per game average season record ... His 146 blocks total broke his own KU and Big 12 single season records ... Consensus Second Team All-American ... NABC Co-Defensive Player of the Year ... Earned All-Big 12 First Team, Big 12 Defensive Player of the Year and Big 12 All-Defensive Team honors ... Also named Most Outstanding Player at the Big 12 Championship and to the All-Big 12 Tournament Team ... Named to the Wooden Award ballot and was a top-14 finalist for USWBA Oscar Robertson Player of the Year ... Recorded a triple-double vs. San Jose State, totaling 16 points, 12 rebounds and a school-record 12 blocks ... **2011-12:** Started all 39 games for the Jayhawks, averaging 9.0 points, 6.3 rebounds and 3.6 blocks in 24.8 minutes ... Named Big 12 Defensive Player of the Year ... Big 12 leader in blocks, ranking in the top 10 nationally ... Earned Big 12 All-Defensive Team and All-Big 12 Third Team honors ... Set an NCAA Tournament record for most blocks in a single tournament, blocking 31 shots while being named to the Midwest Region All-Tournament Team ... Named Oscar Robertson (USBWA) National Player of the Week and Big 12 Player of the Week after scoring a career-high 25 points at Baylor and grabbing a career-high 20 rebounds vs. Oklahoma State ... Tallied five points, seven rebounds, four blocks and two steals in 32 minutes in the National Championship vs. Kentucky ... **2010-11:** Made 26 appearances (one start), averaging 2.3 points and 1.8 rebounds ... 2009-10: Appeared in 15 games, averaging 1.3 points and 1.4 rebounds ... Deemed eligible following the fall semester after transferring from Arizona.

OTHER PLAYING EXPERIENCE

Averaged 20.8 points, 13.0 rebounds, 7.3 blocked shots and 4.1 assists while shooting 69 percent from the field as a senior at Horizon High School in San Diego, Calif. ... Helped Horizon to a 26-5 record that season ... Averaged 14.8 points and 13.0 rebounds per game to help Horizon reach the CIF Southern Regional Division IV championship game as a junior ... Ranked as the No. 8 center in the country by Scout.com and the ESPN 100.

PERSONAL

Parents, Mike and Debbie, reside in San Diego, Calif. ... Has one brother, Chris, and one sister, Michelle ... Chris also resides in San Diego where he is a firefighter ... Michelle is a physical therapist ... Volunteers with Smile Train and Operation Smile ... Says playing in the National Championship Game while at Kansas as his most memorable sports moment ... Enjoys traveling in the offseason ... Follow him on Twitter @JeffWithey.

THE JAZZ ALSO HOLD THE RIGHTS TO THE FOLLOWING PLAYERS:

OLIVIER HANLAN

Height: 6-4 **Weight:** 190 **Position:** Guard **Birthdate:** 2/15/93 in Gatineau, Canada **Nationality:** Canadian **Current Team/Country:** BC Žalgiris Kaunas/Lithuania

How Acquired: Selected by the Utah Jazz in the second round (42nd pick overall) of the 2015 NBA Draft.

Career: Played for the Utah Jazz in the 2015 Summer League ... Played in eight games, averaged 4.1 points and 2.6 rebounds ... Played collegiately for Boston College ... Ranks 12th in scoring (1,725) and ninth in three-pointers made (176) at Boston College ... **2014-15:** Selected as First Team All-ACC and Honorable Mention Associated Press All-American ... In 32 games, averaged 19.5 points, 4.2 rebounds and 4.2 assists while shooting 45.4 percent ... Led ACC in scoring with 19.5 points per game ... **2013-14:** In 32 games, averaged 18.5 points, 3.4 rebounds and 2.9 assists while shooting 44.7 percent ... Selected to All-ACC Third Team ... **2012-13:** In 33 games, averaged 15.5 points, 4.2 rebounds and 2.3 assists while shooting 45.9 percent ... Selected as the ACC Freshman of the Year and received All-ACC Freshman Team honors ... Played for Canadian U19 National team in Latvia for the 2011 FIBA World Championships ... In eight games, averaged 6.6 points, 3.0 rebounds and 2.5 assists while shooting 38.6% in 17 minutes ... Played for Canadian U17 National team in Germany for the 2010 FIBA World Championship ... In eight games, averaged 7.1 points, 2.8 rebounds and 2.2 assists while shooting 48.7% in 19 minutes.

ANTE TOMIC

Height: 7-1 **Weight:** 240 **Position:** Center **Birthdate:** 2/17/87 in Dubrovnik, Yugoslavia **Nationality:** Croatian **Current Team/Country:** FC Barcelona/Spain

How Acquired: Selected by the Utah Jazz in the second round (44th pick overall) of the 2008 NBA Draft.

Career: **2014-15:** Pronounced (Ahn-tee TOH-mich) ... Appeared in 75 total games for FC Barcelona, averaging 11.1 points, 6.6 rebounds and 2.0 assists in 23.2 minutes ... Named to the All-Euroleague Second Team ... Appeared in 28 EuroLeague games, averaging 11.5 points, 7.1 rebounds and 2.3 assists in 24.2 minutes ... Represented Croatia at EuroBasket 2015, averaging 7.8 points, 5.5 rebounds and 1.2 assists ... Named the Euroleague Last 16 MVP for weeks five and 10 ... **2013-14:** Appeared in 29 games EuroLeague games, averaging 11.7 points, 6.4 rebounds and 0.5 assists ... Represented Croatia at 2014 FIBA World Cup, averaging 10.0 points, 7.2 rebounds and 2.5 assists ... Named to the 2013-14 and All-EuroLeague First Team ... Won the 2013-14 Spanish National Championship with FC Barcelona ... Earned the 2013-14 EuroLeague MVP in February and March ... **2012-13:** Appeared in 45 games (five starts) for Regal FC Barcelona (Spain), averaging 11.4 points, 6.3 rebounds and 1.5 assists while shooting .613 from the field ... In 30 EuroLeague games, averaged 11.7 points, 6.5 rebounds, 1.7 assists and 1.1 blocks while shooting .641 ... Selected to the All-Euroleague All-Europeans Team and All-Spanish ACB Third Team ... **2011-12:** Averaged 6.7 points and 3.7 rebounds while shooting .543 from the floor in 15 games with Real Madrid in the Euroleague ... In 44 games in the Spanish League, averaged 8.0 points and 4.9 rebounds per game for Real Madrid ... **2010-11:** In 23 games in the Euroleague, averaged 9.9 points, 5.3 rebounds and 1.1 assists for MMC Real Madrid ... In 38 games in the Spanish League, averaged 10.1 points and 4.3 rebounds, also for MMC Real Madrid ... **2009-10:** In 15 games with KK Zagreb in the Adriatic League averaged 17.9 points (.621 FG, .757 FT), 8.9 rebounds and 1.5 assists in 30.8 minutes per game ... Averaged 17.5 points (.623 FG, .655 FT), 8.2 rebounds and 3.0 assists in six games with KK Zagreb in the 2009-10 Euro Challenge ... Signed with MMC Real Madrid in January of 2010 ... In nine games in the Euroleague averaged 11.0 points (.616 FG, .643 FT), 3.6 rebounds and 0.9 assists in 21.3 minutes per game ... In the Spain League, played in 24 games averaging 8.5 points (.550 FG, .731 FT), 5.6 rebounds and 1.6 assists in 21.8 minutes per game for Real Madrid ... Played for the Croatia National Team in the World Championships in the summer of 2010 ... In six games he averaged 8.5 points (.449 FG, .538 FT), 6.0 rebounds and 0.7 assists in 20.3 minutes per game ... **2008-09:** Played for KK Zagreb averaging 15.5 points (.554 FG, .713 FT), 8.6 rebounds, 2.3 assists in Adriatic League (24 games) ... Averaged 14.6 points, 9.3 rebounds and 2.6 assists per game in EuroChallenge (8 games) ... Made Eurobasket.com All-Adriatic League 2nd team ... Played for Croatian National Team in 2008 ... Made Eurobasket.com All-FIBA EuroCup honorable mention team in 2008 ... Played in U-20 European championship, averaging 15.6 points, 8.1 rebounds, 1.1 assists, 1.4 steals and 1.0 blocks per game in eight contests in 2007.

REGULAR SEASON CAREER HIGHS

Player	MIN	FGM	FGA	3FGM	3FGA	FTM	FTA	OFF	REBOUNDS		TOT	ASTS	STLS	BS	PTS
									DEF						
Trevor Booker	45 @ OKC 1/28/11	12 (3) @ POR 4/11/15	19 @ ATL 12/13/13	4 @ POR 4/11/15	4 (3) @ POR 4/11/15	8 (2) @ POR 4/11/15	14 @ POR 4/11/15	9 @ BKN 12/18/13	12 (2) vs. DAL 1/1/14	19 vs. DAL 1/1/14	6 @ MIN 1/3/15	4 (3) @ ATL 2/19/14	6 vs. ORL 2/4/11	36 @ POR 4/11/15	
Trey Burke	48 @ MIN 4/16/14	12 @ ORL 12/18/13	23 vs. OKC 3/28/15	5 (3) @ GS 3/21/15	13 vs. MIN 3/23/15	10 @ MIN 4/16/14	10 @ MIN 4/16/14	3 (3) @ DAL 10/30/14	9 vs. SAC 12/7/13	10 vs. SAC 12/7/13	15 @ GS 4/6/14	4 (3) vs. OKC 3/28/15	2 (3) @ PHI 3/6/15	32 @ MIN 4/16/14	
Alec Burks	42 vs. POR 4/11/14	13 vs. DEN 1/13/14	19 vs. DEN 1/13/14	3 (5) @ WAS 12/14/14	6 vs. MIA 12/12/14	14 @ GSW 4/6/14	16 @ GS 4/6/14	4 (2) @ NO 4/13/12	13 vs. OKC 11/18/14	14 vs. OKC 11/18/14	8 vs. DAL 3/12/14	4 (3) @ GS 4/6/14	2 (2) vs. OKC 11/18/14	34 vs. DEN 1/13/14	
Jack Cooley	18 @ HOU 4/15/15	3 @ HOU 4/15/15	7 @ HOU 4/15/15	None	None	4 vs. DAL 4/13/15	10 vs. DAL 4/13/15	3 @ HOU 4/15/15	3 (3) @ HOU 4/15/15	6 @ HOU 4/15/15	1 @ POR 4/11/15	2 @ LAL 3/19/15	1 (3) @ HOU 4/15/15	8 @ HOU 4/15/15	
Bryce Cotton	27 vs. DAL 4/13/15	8 vs. DAL 4/13/15	15 vs. DAL 4/13/15	2 vs. MEM 4/10/15	5 vs. DAL 4/13/15	5 @ POR 4/11/15	5 @ POR 4/11/15	1 (3) @ POR 4/11/15	3 (2) @ HOU 4/15/15	4 @ SAC 4/5/15	4 vs. DAL 4/13/15	1 (4) vs. DAL 4/13/15	None	21 vs. DAL 4/13/15	
Danté Exum	37 vs. NY 3/10/15	5 (6) @ BKN 3/8/15	14 vs. IND 1/5/15	5 @ MIL 1/22/15	10 @ MIL 1/22/15	5 @ DET 11/9/14	5 @ DET 11/9/14	3 @ BKN 3/8/15	4 (4) vs. POR 2/20/15	5 (2) vs. HOU 3/12/15	12 vs. DEN 4/1/15	3 vs. ATL 1/2/15	2 @ MEM 3/3/15	15 @ MIL 1/22/15	
Derrick Favors	45 @ TOR 11/12/12	12 (2) vs. PHX 11/1/14	22 vs. PHX 11/1/14	1 @ GS 3/21/15	1 (12) @ HOU 4/15/15	10 (2) vs. DET 3/14/15	14 @ BOS 11/14/12	10 vs. MIA 10/31/10	14 vs. DEN 1/13/14	18 vs. SA 11/15/13	5 (3) vs. SAC 2/7/15	5 vs. NO 11/13/13	6 (2) vs. NO 4/5/13	32 vs. PHX 11/1/14	
Rudy Gobert	42 vs. MIN 3/23/15	9 vs. DAL 4/13/15	16 vs. DAL 4/13/15	None	1 (2) vs. BKN 1/24/15	8 vs. GS 1/13/15	11 (2) vs. DEN 4/1/15	12 vs. HOU 3/12/15	18 @ MEM 3/3/15	24 @ MEM 3/3/15	5 @ BKN 3/8/15	3 (3) vs. OKC 3/28/15	7 @ OKC 1/9/15	20 (2) vs. DAL 4/13/15	
Gordon Hayward	57 @ ATL 3/25/12	13 (2) vs. SAC 2/7/15	23 (3) @ SAC 2/7/15	5 (4) @ BKN 11/3/14	12 @ LAC 11/3/14	13 @ LAC 2/23/13	14 (4) @ OKC 11/26/14	5 vs. GS 1/30/15	11 (2) vs. CHI 1/7/14	15 vs. GS 1/30/15	12 vs. CHI 11/25/13	4 (8) @ MIN 3/30/15	4 (2) vs. MEM 12/23/13	37 vs. OKC 1/7/14	
Rodney Hood	38 vs. MEM 4/10/15	9 (3) @ SAC 4/5/15	17 @ SAC 4/5/15	5 vs. CHA 3/16/15	8 vs. HOU 3/12/15	7 @ POR 4/11/15	8 @ POR 4/11/15	2 vs. CLE 11/5/14	8 vs. SAC 4/8/15	8 vs. SAC 4/8/15	8 @ POR 4/11/15	4 @ SAC 4/5/15	2 (2) vs. HOU 10/29/14	25 @ SAC 4/5/15	
Joe Ingles	38 vs. IND 1/5/15	7 vs. MIN 3/23/15	10 (5) @ DEN 3/27/15	4 (3) vs. DEN 4/1/15	7 (2) @ DEN 3/27/15	4 vs. BKN 1/24/15	4 (2) vs. GS 1/30/15	2 (3) vs. CHA 3/16/15	8 vs. IND 1/5/15	9 vs. IND 1/5/15	7 (3) vs. LAC 1/28/15	4 vs. BOS 1/26/15	2 vs. ATL 1/2/15	18 vs. MIN 3/23/15	
Grant Jerrett	13 @ HOU 4/15/15	3 @ HOU 4/15/15	6 (2) @ HOU 4/15/15	1 vs. NY 11/28/14	5 (2) vs. CHA 12/26/14	1 @ HOU 4/15/15	1 @ HOU 4/15/15	1 (2) vs. DAL 4/13/15	3 @ HOU 4/15/15	3 @ HOU 4/15/15	1 (3) @ HOU 4/15/15	1 (2) @ HOU 4/15/15	1 (2) @ GS 1/5/15	7 @ HOU 4/15/15	
Chris Johnson	35 @ CHI 3/31/14	6 (2) @ HOU 4/15/15	12 @ TOR 11/9/14	4 (3) @ TOR 11/9/14	9 @ TOR 11/9/14	4 (2) vs. PHI 4/4/14	4 (5) @ CLE 4/12/14	3 (5) vs. PHI 4/4/14	6 @ MIL 10/31/14	8 (2) @ MIL 10/31/14	4 vs. PHI 1/29/14	4 (2) vs. WAS 4/16/14	2 @ TOR 11/9/14	16 @ TOR 11/9/14	
Elijah Millsap	37 @ DAL 2/11/15	6 @ DEN 3/27/15	11 @ HOU 1/10/15	3 (2) vs. POR 2/20/15	6 vs. POR 2/20/15	6 vs. LAL 2/25/15	7 vs. LAL 2/25/15	4 @ NO 2/9/15	8 @ DAL 2/11/15	9 vs. DEN 4/1/15	7 @ HOU 4/15/15	5 vs. MIL 2/28/15	2 (2) @ LAL 3/19/15	17 vs. LAL 2/25/15	
Jeff Withey	33 vs. OKC 4/14/14	7 vs. PHX 4/9/14	12 @ OKC 4/11/14	None	None	5 (3) @ DEN 11/21/14	6 (5) @ GS 3/20/15	5 @ GS 3/20/15	7 vs. SAC 3/31/14	8 (2) @ GS 3/20/15	3 (3) vs. DEN 3/20/15	2 (2) vs. DEN 3/9/14	5 (2) vs. HOU 4/16/14	17 vs. PHX 4/9/14	
Jazz	4 OT @ ATL 3/25/12	68 vs. SA 4/9/78	126 @ ATL 3/25/12	15 (2) vs. CHA 3/16/15	35 @ DAL 2/7/14	51 @ MIN 12/17/89	66 vs. DEN 12/23/83	31 (4) vs. ATL 11/10/93	52 (2) vs. NJ 12/22/77	73 vs. MIL 2/23/77	49 vs. SA 4/9/78	20 vs. MIN 1/28/11	19 (3) vs. SA 2/18/89	153 vs. SA 4/9/78	
Opponents	4 OT @ ATL 3/25/12	69 @ MIL 3/14/79	121 by BOS 4/3/79	18 @ CHI 3/12/11	38 by ORL 4/21/12	61 @ PHX 4/9/90	80 @ PHX 4/9/90	33 @ POR 1/8/78	52 @ GS 12/3/74	75 @ GS 2/10/76	45 @ MIL 3/14/79	22 @ SD 2/20/83	19 by NJ 3/21/78	158 @ MIL 3/14/79	

* Number in (parenthesis) indicates how many times that mark has been achieved

* If achieved multiple times, most recent is listed

PLAYOFF CAREER HIGHS

Player	MIN	FGM	FGA	3FGM	3FGA	FTM	FTA	OFF	REBOUNDS		ASTS	STLS	BS	PTS
									DEF	TOT				
Trevor Booker	28 vs. CHI 4/27/14	4 vs. CHI 4/27/14	10 vs. CHI 4/27/14	None	1 (2) @ IND 5/13/14	3 @ CHI 4/22/14	4 @ CHI 4/22/14	6 vs. CHI 4/27/14	6 @ CHI 4/20/14	9 vs. CHI 4/27/14	2 @ CHI 4/29/14	1 (2) @ CHI 4/29/14	3 (2) @ CHI 4/29/14	9 @ CHI 4/22/14
Alec Burks	20 @ SA 5/2/12	4 vs. SA 5/5/12	10 vs. SA 5/5/12	None	1 (2) vs. SA 5/7/12	5 @ SA 5/2/12	5 (2) @ SA 5/2/12	2 (2) vs. SA 5/7/12	2 (2) vs. SA 5/7/12	4 (2) vs. SA 5/7/12	1 (3) vs. SA 5/7/12	1 (2) @ SA 5/2/12	None	11 vs. SA 5/5/12
Derrick Favors	37 vs. SA 5/7/12	5 vs. SA 5/5/12	14 vs. SA 5/5/12	None	None	8 vs. SA 5/7/12	12 vs. SA 5/7/12	6 vs. SA 5/5/12	9 vs. SA 5/7/12	11 vs. SA 5/5/12	1 (2) vs. SA 5/7/12	2 (2) vs. SA 5/7/12	2 (3) vs. SA 5/7/12	16 vs. SA 5/7/12
Gordon Hayward	37 @ SA 4/29/12	3 @ SA 5/2/12	10 (2) vs. SA 5/5/12	1 @ SA 4/29/12	5 vs. SA 5/5/12	12 @ SA 4/29/12	12 @ SA 4/29/12	1 (2) @ SA 5/2/12	3 (2) vs. SA 5/7/12	3 (3) vs. SA 5/7/12	5 vs. SA 5/5/12	2 @ SA 4/29/12	None	17 @ SA 4/29/12
Jazz	2 OT vs. DEN 5/17/94	54 @ PHX 4/25/91	102 @ DEN 5/2/85	10 (2) vs. LAL 5/8/10	24 vs. LAL 5/16/08	48 vs. POR 5/24/92	55 vs. POR 5/24/92	27 @ HOU 4/28/85	45 vs. PHX 4/29/84	60 vs. GS 5/9/07	40 @ PHX 4/25/91	15 vs. SEA 5/30/96	14 @ LAL 5/10/88	131 vs. DEN 5/4/85
Opponents	2 OT by DEN 5/17/94	54 @ DEN 4/30/85	106 @ POR 4/30/88	19 by HOU 4/29/95	40 by GS 5/9/07	42 @ PHX 5/2/90	50 (2) @ POR 5/22/99	26 @ HOU 4/19/85	44 by DEN 5/17/94	65 @ HOU 4/19/85	36 @ POR 5/16/92	16 (2) by GS 5/15/07	16 (2) by DEN 5/17/94	140 by HOU 4/29/95

* Number in (parenthesis) indicates how many times that mark has been achieved

* If achieved multiple times, most recent is listed

AN INDIVIDUAL ...

HAD 30+ POINTS:

Utah: 36, Trevor Booker, @ Portland, 4/11/15
Opp: 37, Russell Westbrook vs. Oklahoma City, 3/28/15

HAD 40+ POINTS:

Utah: 40, Al Jefferson, vs. Minnesota, 4/12/13
Opp: 42, Dwyane Wade, @ Miami Heat, 12/17/14

HAD 50+ POINTS:

Utah: 56, Karl Malone, @ Golden State, 4/7/98
Opp: 50, Dwyane Wade, @ Miami, 3/14/09

HAD 15+ REBOUNDS:

Utah: 17, Rudy Gobert vs. Dallas, 4/13/15
Opp: 19, DeAndre Jordan, @ Los Angeles Clippers, 12/29/14

HAD 20+ REBOUNDS:

Utah: 20, Rudy Gobert vs. Charlotte, 3/16/15
Opp: 21, Kenneth Faried, @ Denver, 4/12/14

HAD 25+ REBOUNDS:

Utah: 26, Al Jefferson, vs. Dallas, 4/16/12
Opp: 25, Artis Gilmore, @ San Antonio, 1/17/87

HAD 15+ ASSISTS:

Utah: 15, Trey Burke, @ Golden State, 4/6/14
Opp: 15, Kendall Marshall, vs. Los Angeles Lakers, 4/14/14

HAD 20+ ASSISTS:

Utah: 20, Deron Williams, @ Golden State, 3/1/09
Opp: 25, Jason Kidd, @ Dallas (2OT), 2/8/96

HAD 10+ BLOCKS:

Utah: 10, Andrei Kirilenko, vs. Sacramento, 3/25/06
Opp: 11, Marcus Camby, @ Denver, 1/17/08

HAD 5+ STEALS:

Utah: 5, Elijah Millsap, vs. Milwaukee, 2/28/15
Opp: 6, Nerlens Noel, @ Philadelphia, 3/6/15

MADE 15+ FIELD GOALS:

Utah: 19, Al Jefferson, vs. Minnesota, 4/12/13
Opp: 16, Anthony Davis, vs. New Orleans, 11/22/14

MADE 20+ FIELD GOALS:

Utah: 21, Karl Malone, vs. Portland, 12/26/95
Opp: 22, Alex English, @ Denver, 3/3/84

MADE 5+ THREE-POINTERS:

Utah: 5, Trey Burke, @ Golden State, 3/21/15
Opp: 7, Eric Gordon, @ New Orleans, 2/9/15

MADE 15+ FREE THROWS:

Utah: 17, Deron Williams, @ Boston, 3/14/08
Opp: 15, Kobe Bryant, vs. Los Angeles Lakers, 11/7/12

MADE 20+ FREE THROWS:

Utah: 20, Karl Malone, vs. Golden State, 4/13/92
Opp: 22, Kevin Durant, vs. Oklahoma City, 10/30/13

HAD A TRIPLE-DOUBLE:

Utah: Carlos Boozer, @ Seattle (22 pts, 11 rebs, 10 ast), 2/13/08
Opp: James Harden, @ Houston (16 pts, 11 rebs, 10 ast), 4/15/15

HAD A 20/20 GAME:

Utah: Enes Kanter vs. Charlotte (23 pts, 22 rebs), 3/1/13
Opp: Kenneth Faried, @ Denver (24 pts, 21 rebs), 4/12/14

HAD A FOUR-POINT PLAY:

Utah: Richard Jefferson @ Los Angeles Clippers, 12/28/13
Opp: Stephen Curry vs. Golden State, 1/13/15

A TEAM...

SCORED 120+ POINTS:

Utah: 122 @ Sacramento (W, 122-101), 12/11/13
Opp: 123 vs. Toronto (L, 104-123), 12/3/14

SCORED 130+ POINTS:

Utah: 136 @ Minnesota (W, 136-130 2OT), 4/16/14
Opp: 130 @ Minnesota (W, 136-130 2OT), 4/16/14

SCORED 140+ POINTS:

Utah: 140 @ Toronto (W, 140-133 (3OT)), 11/12/12
Opp: 140 @ Miami Heat (L, 129-140 (3OT)), 3/14/09

SCORED 150+ POINTS:

Utah: 151 vs. Denver (W, 151-136), 2/10/82
Opp: 150 @ Golden State (L, 104-150), 1/15/86

SHOT .600+ FROM THE FIELD:

Utah: .603 (43-71) @ Portland, 1/27/10
Opp: .628 (49-78) @ San Antonio, 3/16/14

WON BY 20+ POINTS:

Utah: 20 @ Minnesota (104-84), 3/30/15
Opp: 20 @ San Antonio (89-69), 1/18/15

WON BY 30+ POINTS:

Utah: 35 vs. Brooklyn (108-73), 1/24/15

Opp: 38 @ Houston (124-86), 3/17/14

WON BY 40+ POINTS:

Utah: 42 vs. Washington, (129-87) 3/31/08

Opp: 45 vs. Houston, (125-80) 1/28/13

FAILED TO MAKE A THREE-POINTER:

Utah: (0-3) @ Chicago (L, 111-97), 3/10/12

Opp: (0-8) @ Philadelphia (W, 89-88), 3/16/07

OVERTIME WIN:

Utah: 89-83, OT, vs. Chicago, 11/25/13

Opp: 106-104, OT, vs. Minnesota, 3/23/15

DOUBLE-OVERTIME WIN:

Utah: 136-130, 2OT, @ Minnesota, 4/16/14

Opp: 133-149, 4OT, @ Atlanta, 3/25/12

THE JAZZ (SINGLE-SEASON) ...

Won 5 straight: 3/6/15 - 3/16/15 (6)

Won 10 straight: 2/11/09 - 3/10/09 (10)

Won 5 straight at home: 2/28/15 - 3/16/15 (5)

Won 10 straight at home: 2/24/10 - 4/6/10 (10)

Won 15 straight at home: 1/30/09 - 3/30/09 (15)

Won 5 straight on road: 11/9/10 - 11/20/10 (6)

Won 10 straight on road: 11/27/94 - 1/26/95 (15)

Lost 5 straight: 11/21/14 - 12/8/14 (9)

Lost 10 straight: 2/24/82 - 3/29/82 (18)

Lost 5 straight at home: 11/22/14 - 12/5/14 (6)

Lost 5 straight on road: 11/15/14 - 12/16/14 (6)



2014-15 REVIEW





Back Row (L-R): Jefferson Sweeney (video coordinator), Tyler Jorns (video intern), Isaiah Wright (assistant strength and conditioning coach), Doug Birrell (massage therapist), Dan FitzPatrick (video intern), Mark McKown (assistant coach/player development), Brian Zettler (equipment manager/assistant athletic trainer), Nick Asay (assistant trainer), Adam Klauke (assistant equipment manager), Gary Briggs (head athletic trainer), Jazz Bear

Middle Row (L-R): Johnnie Bryant (assistant coach), Mike Wells (assistant coach), Alex Jensen (assistant coach), Derrick Favors, Jerrelle Benimon, Rudy Gobert, Trevor Booker, Jeremy Evans, Antonio Lang (assistant coach), Brad Jones (assistant coach), Lamar Skeeter (player development/video analyst)

Front Row (L-R): Joe Ingles, Trey Burke, Rodney Hood, Bryce Cotton, Quin Snyder (Head Coach), Alec Burks, Danté Exum, Elijah Millsap, Gordon Hayward

TEAM ACCOLADES

- The Jazz saw a 13-plus win improvement from the 2013-14 season finishing 38-44 in 2014-15, ranking them sixth in the NBA and second in the Western Conference in win improvement.
- The Jazz posted a record of 19-10 after the All-Star break, the seventh best run in the league during that stretch and the fifth best in the Western Conference.
- Utah held opponents to an NBA-low 94.9 points per game during the 2014-15 season, and to 89.0 points after the All-Star Break, the only team in the league to hold teams under 90 points after that mark.
- Utah's 94.9 points allowed per game ranks eighth all-time in Jazz history and is the first time since the 2005-06 season a Jazz team has held opponents under 95-or-fewer points over 82 games.
- The Jazz held opponents under 90 points 27 times this season, the most in the NBA, and held seven opponents under 80 points which is also the most in the NBA. The Jazz were 7-0 when holding opponents under 80 points and were 21-6 when holding teams under 90 points.
- Utah held six opponents to season-low scoring totals (CHI, 1/7-66, BKN, 1/24-73, POR, 2/20-76, SAS, 2/23-81, CHA, 3/16-66, LAL 3/19-73).
- The team tied for the second-most blocks per game in the NBA (6.0 bpg).
- The 2014-15 Jazz roster was the youngest in the NBA with an average age of 23.5 on the season.
- For the third straight season, the Jazz smashed a franchise season-high for three-pointers made (since 1979-80), with 610 in 2014-15 (previously 543 in 2013-14).
- With a 94-66 victory over Charlotte on 3/16/15, Utah notched their sixth straight victory, longest winning streak of the season and first six-game streak since 2011-12 (3/15/12 - 3/23/12). The opponent score marked a season-low and the 17th time in franchise history the Jazz have held an opponent under 70 points. 66 points marks the lowest opponent scoring total since 4/8/08 at New Orleans (66 points).
- The Jazz outrebounded opponents 3,605 to 3,217 in 2014-15, outrebounding opponents by 388 boards, the most since 2006-07 (outrebounded opponents by 450 more rebounds).
- Utah's 3,605 total rebounds marks the most in a single-season since 1991-92 when the team grabbed 3,640 rebounds.

INDIVIDUAL ACCOLADES

- Gordon Hayward averaged a team and career-high 19.3 points to become just the third player in NBA history to increase his season scoring average by at least two points per game four consecutive seasons (Kobe Bryant, Gary Payton).
- Hayward scored in double figures in 69 of 76 games, reaching 20-plus points 38 times and 30-plus on seven occasions, after topping 30 a total of four times in his first four seasons.
- Derrick Favors became one of only four Jazz players to ever average 16-plus points, eight-or-more rebounds and at least one-and-a-half blocks per game, averaging 16.0 points, 8.2 rebounds and 1.7 blocks.
- Trey Burke, Danté Exum and Rudy Gobert participated in the BBVA Rising Stars Challenge at All-Star weekend in Brooklyn. The World Team, featuring Gobert and Exum, defeated Burke's U.S. squad 121-112.
- Rodney Hood earned the Western Conference Rookie of the Month in April, becoming only the third Jazz player to earn the award (Karl Malone and Trey Burke) after averaging 16.7 points, 3.4 rebounds, 3.4 assists and 1.1 steals in the final month.
- Gordon Hayward averaged a team and career-high 19.3 points to become just the third player in NBA history to increase his season scoring average by at least two points per game four consecutive seasons (Kobe Bryant, Gary Payton).
- Hayward scored in double figures in 69 of 76 games, reaching 20-plus points 38 times and 30-plus on seven occasions, after topping 30 a total of four times in his first four seasons.
- Rudy Gobert finished second in the NBA with 189 blocked shots (third in NBA at 2.30/game) and recorded an NBA-best 134 blocks after the All-Star break.
- Gobert became only the third player in Jazz history to block 180-plus shots in a season (Mark Eaton - 10 times, Andrei Kirilenko - two times).
- Gobert blocked a career and Jazz season-high seven shots on 1/9/15 at Oklahoma City joining Andrei Kirilenko as the only Jazz players to ever record seven blocks, seven rebounds, three steals and three assists in a game.
- Gobert (189 blocks) and Derrick Favors (123) became the first Jazz duo since 2003-04 to both finish with 100-or-more blocks in a season (Andrei Kirilenko-215 and Greg Ostertag-139).
- Derrick Favors became one of only four Jazz players (Karl Malone, Andrei Kirilenko, Al Jefferson) to ever average 16-or-more points, eight-or-more rebounds and one and a half blocks per game in 2014-15 (minimum 60 games), averaging 16.0 points, 8.2 rebounds and 1.7 blocks.
- Nineteen-year-old Danté Exum became the 10th rookie in Jazz history to play all 82 games in a season (last, Wesley Matthews, 2009-10).

UTAH JAZZ 2014-15 STATISTICS

FINAL 2014-15 JAZZ STATISTICS (38-44)

PLAYER	G	GS	MIN	FIELD GOALS			3-POINT FG			FREE THROWS			REBOUNDS			PF	DQ	STL	TO	BLK	PTS	AVG	
				FG	FGA	PCT	FG	FGA	PCT	FT	FTA	PCT	OFF	DEF	TOT								
Hayward	76	76	2618	484	1087	.445	120	330	.364	375	462	.812	54	319	373	313	131	0	108	206	30	1463	19.3
Favors	74	74	2280	482	918	.525	1	6	.167	222	332	.669	196	411	607	112	210	0	60	121	123	1187	16.0
Burks	27	27	899	121	300	.403	26	68	.382	106	129	.822	19	95	114	82	64	0	17	52	5	374	13.9
Kanter	49	48	1326	286	582	.491	13	41	.317	93	118	.788	147	237	384	26	114	2	23	93	16	678	13.8
Burke	76	43	2288	370	1005	.368	124	390	.318	109	145	.752	31	173	204	328	119	0	65	124	15	973	12.8
Hood	50	21	1064	155	374	.414	62	170	.365	61	80	.763	9	108	117	83	119	0	30	45	12	433	8.7
Gobert	82	37	2158	258	427	.604	0	2	.000	170	273	.623	265	510	775	109	175	1	64	111	189	686	8.4
Booker	79	5	1564	226	464	.487	29	84	.345	86	148	.581	139	258	397	83	144	1	43	88	41	567	7.2
Johnson (TOT)	29	2	527	62	154	.403	28	95	.295	14	16	.875	8	47	55	15	44	0	26	15	7	166	5.7
Johnson (UTA)	12	0	211	31	64	.484	13	38	.342	6	6	1.000	3	15	18	7	18	0	12	6	0	81	6.8
Cotton	15	0	159	29	69	.420	7	20	.350	15	18	.833	3	15	18	15	6	0	4	12	0	80	5.3
Millsap	47	5	924	81	238	.340	28	90	.311	58	86	.674	28	122	150	58	124	0	56	67	16	248	5.3
Inglis	79	32	1673	147	354	.415	72	202	.356	30	40	.750	22	153	175	182	124	1	72	98	10	396	5.0
Eum	82	41	1817	145	416	.349	83	264	.314	20	32	.625	27	104	131	198	147	0	41	118	14	393	4.8
Williams	5	0	42	6	13	.462	5	7	.714	1	2	.500	0	3	3	4	1	0	2	4	0	18	3.6
Evans	38	0	266	32	58	.552	2	5	.400	24	29	.828	26	45	71	13	29	0	11	5	12	90	2.4
Novak	22	0	109	16	35	.457	16	33	.485	0	2	.000	1	15	16	6	13	0	0	3	1	48	2.2
Jerrett (TOT)	8	0	51	7	26	.269	1	15	.067	1	1	1.000	2	7	9	3	11	0	2	3	2	16	2.0
Jerrett (UTA)	3	0	26	4	9	.444	0	2	.000	1	1	1.000	1	4	5	2	4	0	2	1	0	9	3.0
Clark	23	0	161	15	44	.341	9	25	.360	5	5	1.000	4	9	13	10	12	0	6	7	2	44	1.9
Cooley	16	0	87	9	22	.409	0	0	---	9	21	.429	10	15	25	1	23	0	6	3	3	27	1.7
Christopher	4	1	29	3	12	.250	0	4	.000	0	0	---	2	4	6	0	6	0	1	1	0	6	1.5
Benimon	2	0	3	0	0	---	0	0	---	0	0	---	1	2	3	0	0	0	0	1	0	0	0.0
Murry	1	0	1	0	0	1.000	0	0	---	0	0	---	0	0	0	0	0	0	0	0	0	0	0.0
JAZZ	82	-	19705	2900	6492	.447	610	1781	.343	1391	1929	.721	988	2617	3605	1632	1583	5	623	1256	489	7801	95.1
OPPONENTS	82	-	19705	2935	6587	.446	604	1670	.362	1309	1760	.744	811	2406	3217	1594	1604	7	674	1076	382	7783	94.9

JAZZ 2014-15 FINAL HIGHS AND AVERAGES

PLAYER	SINGLE-GAME HIGHS							AVERAGE PER GAME							AVERAGES PER 48 MINUTES						
	MIN	REB	AST	ST	TO	BL	PTS	MIN	REB	AST	STL	TO	BLK	PTS	REB	AST	PF	STL	TO	BLK	PTS
Hayward	42	15	8	4	8	2	33	34.4	4.9	4.1	1.42	2.7	0.39	19.3	13T	23T	13	14T	15C	12	37
Favors	43	15	5	3	4	5	32	30.8	8.2	1.5	0.81	1.6	1.66	16.0	12T	22C	10T	14	18	5T	32C
Burks	39	14	5	2	4	2	23	33.3	4.2	3.0	0.63	1.9	0.19	13.9	13T	19	14	16	14C	8	34
Kanter	37	17	3	3	5	2	29	27.1	7.8	0.5	0.47	1.9	0.33	13.8	13	22T	11	12	22	5	30
Burke	39	6	11	4	5	2	28	30.1	2.7	4.3	0.86	1.6	0.20	12.8	12	23C	10	10	10	15	32
Hood	37	8	8	4	3	2	25	21.3	2.3	1.7	0.60	0.9	0.24	8.7	9C	17C	7C	8C	8C	8C	25C
Gobert	41	24	5	3	5	7	20	26.3	9.5	1.3	0.78	1.4	2.30	8.4	9C	16C	8C	11C	24C	5C	20C
Booker	36	15	6	3	4	3	36	19.8	5.0	1.1	0.54	1.1	0.52	7.2	12T	19	8T	14C	19	6C	36C
Johnson (TOT)	32	8	3	3	3	2	16	18.2	1.9	0.5	0.90	0.5	0.24	5.7	6T	12C	4	4	8T	4	16C
Johnson (UTA)	30	6	3	2	2	0	13	17.6	1.5	0.6	1.00	0.5	0.00	6.8							
Cotton	26	4	4	1	3	0	21	10.6	1.2	1.0	0.27	0.8	0.00	5.3	8C	15C	5C	5C	4C	4C	21C
Millsap	37	9	7	5	4	2	17	19.7	3.2	1.2	1.19	1.4	0.34	5.3	6C	11C	6C	7C	9C	7C	17C
Inglis	37	9	7	4	6	2	18	21.2	2.2	2.3	0.91	1.2	0.13	5.0	7C	10C	4C	4C	9C	7C	18C
Eum	37	5	12	3	6	2	15	22.2	1.6	2.4	0.50	1.4	0.17	4.8	5C	14C	5C	5C	5C	12C	15C
Williams	21	1	3	2	3	0	10	8.4	0.6	0.8	0.40	0.8	0.00	3.6	7	11	8	10	6	6	17
Evans	22	7	3	2	1	2	12	7.0	1.9	0.3	0.29	0.1	0.32	2.4	8	13	6T	12	13	5	18
Novak	17	3	2	0	1	1	12	5.0	0.7	0.3	0.00	0.1	0.05	2.2	8	15	6	7	8	4	25
Jerrett (TOT)	13	3	1	1	1	1	7	6.4	1.1	0.4	0.25	0.4	0.25	2.0	3C	6C	1C	1C	3C	1C	7C
Jerrett (UTA)	13	3	1	1	1	0	7	8.7	1.7	0.7	0.67	0.3	0.00	3.0							
Clark	21	2	4	3	2	1	9	7.0	0.6	0.4	0.26	0.3	0.09	1.9	4	8C	4C	4C	3	4C	10
Cooley	17	6	1	2	1	1	8	5.4	1.6	0.1	0.38	0.2	0.19	1.7	3C	7C	4C	10C	6C	1C	8C
Christopher	13	3	0	1	1	0	4	7.2	1.5	0.0	0.25	0.3	0.00	1.5	2C	8C	0C	0C	3C	0C	4C
Benimon	2	3	0	0	1	0	0	1.4	1.5	0.0	0.00	0.5	0.00	0.0	0C	0C	0C	0C	3C	0C	0C
Murry	1	0	0	0	0	0	0	1.1	0.0	0.0	0.00	0.0	0.00	0.0	6	12	3	4	4	6	15
JAZZ	265	61	28	16	31	15	118	240.3	44.0	19.9	7.60	15.3	5.96	95.1	68	126	51	66	73	49	153
OPPONENTS	265	51	32	16	23	17	123	240.3	39.2	19.4	8.22	13.1	4.66	94.9	69	121	61	80	75	45	158

UTAH JAZZ 2014-15 STATISTICS

JAZZ STATISTICS IN HOME GAMES (21-20)

PLAYER	FIELD GOALS						3-POINT FG			FREE THROWS			REBOUNDS										
	G	GS	MIN	FG	FGA	PCT	FG	FGA	PCT	FT	FTA	PCT	OFF	DEF	TOT	AST	PF	DQ	STL	TO	BLK	PIS	AVG
Hayward	37	37	1288	233	524	.445	59	158	.373	189	229	.825	26	154	180	127	64	0	45	89	17	714	19.3
Favors	38	38	1203	269	492	.547	0	3	.000	100	156	.641	117	224	341	59	116	0	33	61	74	638	16.8
Burke	38	20	1181	199	535	.372	69	216	.319	62	87	.713	16	74	90	163	62	0	32	65	7	529	13.9
Burks	11	11	364	45	110	.409	9	26	.346	50	60	.833	7	46	53	37	29	0	7	24	5	149	13.5
Kanter	24	24	654	139	295	.471	4	20	.200	39	50	.780	74	126	200	10	55	1	9	41	6	321	13.4
Gobert	41	17	1041	138	220	.627	0	1	.000	95	162	.586	137	247	384	51	87	1	32	44	100	371	9.0
Hood	27	13	585	83	207	.401	40	105	.381	25	33	.758	5	63	68	38	55	0	16	21	6	231	8.6
Booker	40	3	801	120	252	.476	13	46	.283	38	65	.585	71	130	201	39	80	0	20	43	25	291	7.3
Ingles	40	15	893	92	196	.469	40	102	.392	19	24	.792	16	82	98	94	75	1	48	58	4	243	6.1
Cotton	7	0	62	13	27	.481	4	10	.400	7	9	.778	0	4	4	6	1	0	2	2	0	37	5.3
Johnson (TOT)	14	0	235	28	63	.444	14	41	.341	3	3	1.000	3	20	23	8	21	0	11	5	4	73	5.2
Johnson (UTA)	5	0	84	12	23	.522	6	15	.400	3	3	1.000	1	6	7	2	9	0	4	2	0	33	6.6
Exum	41	23	925	75	216	.347	48	147	.327	8	15	.533	11	52	63	102	74	0	19	46	5	206	5.0
Millsap	24	3	471	37	116	.319	11	42	.262	31	42	.738	15	69	84	31	67	0	27	30	5	116	4.8
Clark	11	0	95	7	26	.269	4	15	.267	4	4	1.000	3	6	9	7	6	0	2	6	0	22	2.0
Cooley	8	0	37	4	9	.444	0	0	---	5	12	.417	3	7	10	0	10	0	1	2	1	13	1.6
Christopher	3	1	24	2	10	.200	0	3	.000	0	0	---	2	1	3	0	5	0	1	1	0	4	1.3
Evans	18	0	102	7	14	.500	1	1	1.000	7	8	.875	8	18	26	2	9	0	3	3	1	22	1.2
Jerrett (TOT)	5	0	29	2	14	.143	1	12	.083	0	0	---	2	3	5	2	6	0	1	2	1	5	1.0
Jerrett (UTA)	1	0	11	1	3	.333	0	1	.000	0	0	---	1	1	2	1	1	0	1	1	0	2	2.0
Novak	10	0	36	2	10	.200	2	9	.222	0	2	.000	1	4	5	0	6	0	0	2	1	6	0.6
Benimon	2	0	3	0	0	---	0	0	---	0	0	---	1	2	3	0	0	0	0	1	0	0	0.0
Williams	2	0	6	0	1	.000	0	0	---	0	0	---	0	1	1	1	0	0	0	1	0	0	0.0
JAZZ	41	-	9865	1478	3286	.450	310	920	.337	682	961	.710	515	1317	1832	770	811	3	302	592	257	3948	96.3
OPPONENTS	41	-	9865	1429	3246	.440	288	825	.349	682	904	.754	383	1194	1577	733	817	5	314	545	183	3828	93.4

JAZZ STATISTICS IN ROAD GAMES (17-24)

PLAYER	FIELD GOALS						3-POINT FG			FREE THROWS			REBOUNDS									PTS	AVG
	G	GS	MIN	FG	FGA	PCT	FG	FGA	PCT	FT	FIA	PCT	OFF	DEF	TOT	AST	PF	DQ	STL	TO	BLK		
Hayward	39	39	1329	251	563	.446	61	172	.355	186	233	.798	28	165	193	186	67	0	63	117	13	749	19.2
Favors	36	36	1077	213	426	.500	1	3	.333	122	176	.693	79	187	266	53	94	0	27	60	49	549	15.3
Kanter	25	24	673	147	287	.512	9	21	.429	54	68	.794	73	111	184	16	59	1	14	52	10	357	14.3
Burks	16	16	535	76	190	.400	17	42	.405	56	69	.812	12	49	61	45	35	0	10	28	0	225	14.1
Burke	38	23	1107	171	470	.364	55	174	.316	47	58	.810	15	99	114	165	57	0	33	59	8	444	11.7
Hood	23	8	479	72	167	.431	22	65	.338	36	47	.766	4	45	49	45	64	0	14	24	6	202	8.8
Gobert	41	20	1118	120	207	.580	0	1	.000	75	111	.676	128	263	391	58	88	0	32	67	89	315	7.7
Booker	39	2	763	106	212	.500	16	38	.421	48	83	.578	68	128	196	44	64	1	23	45	16	276	7.1
Johnson (TOT)	15	2	292	34	91	.374	14	54	.259	11	13	.846	5	27	32	7	23	0	15	10	3	93	6.2
Johnson (UTA)	7	0	127	19	41	.463	7	23	.304	3	3	1.000	2	9	11	5	9	0	8	4	0	48	6.9
Williams	3	0	36	6	12	.500	5	7	.714	1	2	.500	0	2	2	3	1	0	2	3	0	18	6.0
Millsap	23	2	453	44	122	.361	17	48	.354	27	44	.614	13	53	66	27	57	0	29	37	11	132	5.7
Cotton	8	0	97	16	42	.381	3	10	.300	8	9	.889	3	11	14	9	5	0	2	10	0	43	5.4
Exum	41	18	892	70	200	.350	35	117	.299	12	17	.706	16	52	68	96	73	0	22	72	9	187	4.6
Ingles	39	17	780	55	158	.348	32	100	.320	11	16	.688	6	71	77	88	49	0	24	40	6	153	3.9
Jerrett (TOT)	3	0	22	5	12	.417	0	3	.000	1	1	1.000	0	4	4	1	5	0	1	1	1	11	3.7
Jerrett (UTA)	2	0	15	3	6	.500	0	1	.000	1	1	1.000	0	3	3	1	3	0	1	0	0	7	3.5
Novak	12	0	73	14	25	.560	14	24	.583	0	0	---	0	11	11	6	7	0	0	1	0	42	3.5
Evans	20	0	163	25	44	.568	1	4	.250	17	21	.810	18	27	45	11	20	0	8	2	11	68	3.4
Christopher	1	0	5	1	2	.500	0	1	.000	0	0	---	0	3	3	0	1	0	0	0	0	2	2.0
Clark	12	0	66	8	18	.444	5	10	.500	1	1	1.000	1	3	4	3	6	0	4	1	2	22	1.8
Cooley	8	0	50	5	13	.385	0	0	---	4	9	.444	7	8	15	1	13	0	5	1	2	14	1.8
Murry	1	0	1	0	1	.000	0	0	---	0	0	---	0	0	0	0	0	0	0	0	0	0	0.0
JAZZ	41	-	9840	1422	3206	.444	300	861	.348	709	968	.732	473	1300	1773	862	772	2	321	664	232	3853	94.0
OPPONENTS	41	-	9840	1506	3341	.451	316	845	.374	627	856	.732	428	1212	1640	861	787	2	360	531	199	3955	96.5

2014-15 JAZZ GAME-BY-GAME RESULTS

2014-15 UTAH JAZZ (38-44, .463) 3RD IN NORTHWEST DIVISION

GM	DATE	OPPONENT	W/L	SCORE	HOME	ROAD	TOTAL	SITE	UTA HIGH SCORER	OPP. HIGH SCORER	ATTEND
1	10/29/14	HOUSTON	L	93-104	0-1		0-1	Salt Lake City	Burks-18	D. Howard-22	19,911
2	10/30/14	@ Dallas	L	102-120		0-1	0-1	Dallas	Favors-17	D. Nowitzki/C. Parsons-21	19,697
3	11/1/14	PHOENIX	W	118-91	1-1		1-2	Salt Lake City	Favors-32	G. Green-16	17,721
4	11/3/14	@ L.A. Clippers	L	101-107		0-2	1-3	Los Angeles	Hayward-27	B. Griffin-31	19,060
5	11/5/14	CLEVELAND	W	102-100	2-1		2-3	Salt Lake City	Favors/Hayward-21	K. Irving-34	19,911
6	11/7/14	DALLAS	L	82-105	2-2		2-4	Salt Lake City	Burks-14	D. Nowitzki-27	18,419
7	11/9/14	@ Detroit	W	97-96		1-2	3-4	Auburn Hills, MI	Hayward-17	B. Jennings-23	12,888
8	11/10/14	@ Indiana	L	86-97		1-3	3-5	Indianapolis	Hayward-30	R. Hibbert-29	12,513
9	11/12/14	@ Atlanta	L	97-100		1-4	3-6	Atlanta	Burks-22	P. Millsap-30	12,595
10	11/14/14	@ New York	W	102-100		2-4	4-6	New York	Hayward-33	C. Anthony-46	19,812
11	11/15/14	@ Toronto	L	93-111		2-5	4-7	Toronto	Favors/Kanter-18	D. DeRozan-27	19,800
12	11/18/14	OKLAHOMA CITY	W	98-81	3-2		5-7	Salt Lake City	Burks-20	J. Lamb-19	17,190
13	11/21/14	@ Golden State	L	88-101		2-6	5-8	Oakland, CA	Kanter-18	A. Igoudala-17	19,596
14	11/22/14	NEW ORLEANS	L	94-106	3-3		5-9	Salt Lake City	Hayward-31	A. Davis-43	18,452
15	11/24/14	CHICAGO	L	95-97	3-4		5-10	Salt Lake City	Favors-21	J. Butler-25	18,904
16	11/26/14	@ Oklahoma City	L	82-97		2-7	5-11	Oklahoma City	Hayward-24	R. Jackson-22	18,203
17	11/29/14	@ L.A. CLIPPERS	L	96-112		3-5	5-12	Salt Lake City	Hayward-30	B. Griffin-28	18,479
18	12/1/14	DENVER	L	101-103	3-6		5-13	Salt Lake City	Hayward-25	W. Chandler/T. Lawson-15	16,788
19	12/3/14	TORONTO	L	104-123	3-7		5-14	Salt Lake City	Favors/Kanter-19	K. Lowry-39	16,677
20	12/5/14	ORLANDO	L	93-98	3-8		5-15	Salt Lake City	Favors-21	T. Harris-22	18,997
21	12/8/14	@ Sacramento	L	92-101		2-8	5-16	Sacramento	Hayward-19	R. Gay-29	16,511
22	12/9/14	SAN ANTONIO	W	100-96	4-8		6-16	Salt Lake City	Favors-21	T. Duncan-23	18,382
23	12/12/14	MIAMI	L	95-100	4-9		6-17	Salt Lake City	Kanter-25	D. Wade-29	19,911
24	12/14/14	@ Washington	L	84-93		2-9	6-18	Washington, DC	Burks-19	B. Beal-22	15,220
25	12/16/14	@ New Orleans	L	111-119		2-10	6-19	New Orleans	Kanter-29	A. Davis-31	13,179
26	12/17/14	@ Miami	W	105-87		3-10	7-19	Miami	Hayward-24	D. Wade-42	19,633
27	12/19/14	@ Orlando	W	101-94		4-10	8-19	Orlando	Favors-23	T. Harris-24	16,032
28	12/20/14	@ Charlotte	L	86-104		4-11	8-20	Charlotte	Hayward-14	K. Walker-20	17,384
29	12/22/14	@ Memphis	W	97-91		5-11	9-20	Memphis	Burks-23	M. Conley-28	16,991
30	12/27/14	PHILADELPHIA	W	88-71	5-9		10-20	Salt Lake City	Burke/Favors-17	T. Wroten-20	18,890
31	12/29/14	@ L.A. Clippers	L	97-101		5-12	10-21	Los Angeles	Hayward-22	B. Griffin-24	19,060
32	12/30/14	MINNESOTA	W	100-94	6-9		11-21	Salt Lake City	Burke/Hayward-26	S. Muhammad-30	18,947
33	1/2/15	ATLANTA	L	92-98	6-10		11-22	Salt Lake City	Hayward-18	J. Teague-26	19,029
34	1/3/15	@ Minnesota	W	101-89		6-12	12-22	Minneapolis	Burke-28	A. Higgins/M. Williams-20	13,702
35	1/5/15	INDIANA	L	101-105	6-11		12-23	Salt Lake City	Favors-27	R. Hibbert-22	17,378
36	1/7/15	@ Chicago	W	97-77		7-12	13-23	Chicago	Favors-20	J. Butler-16	21,379
37	1/9/15	@ Oklahoma City	L	94-99		7-13	13-24	Oklahoma City	Hayward-27	K. Durant-32	18,203
38	1/10/15	@ Houston	L	82-97		7-14	13-25	Houston	Burke/Kanter-16	J. Harden-30	18,235
39	1/13/15	GOLDEN STATE	L	105-116	6-12		13-26	Salt Lake City	Favors-22	S. Curry-27	19,911
40	1/16/15	L.A. LAKERS	W	94-85	7-12		14-26	Salt Lake City	Hayward-31	N. Young-23	19,911
41	1/18/15	@ San Antonio	L	69-89		7-15	14-27	San Antonio	Gobert-13	T. Splitter-14	18,581
42	1/21/15	@ Cleveland	L	92-106		7-16	14-28	Cleveland	Kanter-24	L. James-26	20,562
43	1/22/15	@ Milwaukee	W	101-99		8-16	15-28	Milwaukee	Hayward-24	J. Dudley/B. Knight-16	12,415
44	1/24/15	BROOKLYN	W	108-73	8-12		16-28	Salt Lake City	Hayward-24	J. Jack-16	19,352
45	1/26/15	BOSTON	L	90-99	8-13		16-29	Salt Lake City	Hayward-26	T. Prince-19	18,947
46	1/28/15	L.A. CLIPPERS	L	89-94	8-14		16-30	Salt Lake City	Kanter-21	J. Crawford/C. Paul-21	16,322
47	1/30/15	GOLDEN STATE	W	110-100	9-14		17-30	Salt Lake City	Hayward-26	S. Curry-32	19,295
48	2/3/15	@ Portland	L	102-103		8-17	17-31	Portland	Hayward-27	D. Lillard-25	19,441
49	2/4/15	MEMPHIS	L	90-100	9-15		17-32	Salt Lake City	Burke-21	M. Gasol-23	19,911
50	2/6/15	@ Phoenix	L	93-100		8-18	17-33	Phoenix	Hayward-24	Marc. Morris-34	18,055
51	2/7/15	SACRAMENTO	W	102-90	10-15		18-33	Salt Lake City	Hayward-30	D. Cousins-27	19,128
52	2/9/15	@ New Orleans	W	100-96		9-18	19-33	New Orleans	Hayward-32	E. Gordon-31	15,321
53	2/11/15	@ Dallas	L	82-87		9-19	19-34	Dallas	Burke-16	J. Barea-22	19,947
54	2/20/15	PORTLAND	W	92-76	11-15		20-34	Salt Lake City	Hayward-20	D. Lillard-19	19,911
55	2/23/15	SAN ANTONIO	W	90-81	12-15		21-34	Salt Lake City	Burke-23	T. Duncan-14	18,782
56	2/25/15	L.A. LAKERS	L	97-100	12-16		21-35	Salt Lake City	Hayward-20	J. Clarkson-22	19,911
57	2/27/15	@ Denver	W	104-82		10-19	22-35	Denver	Favors-21	W. Barton-22	15,002
58	2/28/15	MILWAUKEE	W	82-75	13-16		23-35	Salt Lake City	Burke-23	K. Middleton-18	19,515
59	3/3/15	@ Memphis	W	93-82		11-19	24-35	Memphis	Favors/Hayward-21	C. Lee-18	16,779
60	3/4/15	@ Boston	L	84-85		11-20	24-36	Boston	Burke/Favors-16	I. Thomas-21	16,354
61	3/6/15	@ Philadelphia	W	89-83		12-20	25-36	Philadelphia	Favors-15	I. Canaan-16	15,811
62	3/8/15	@ Brooklyn	W	95-88		13-20	26-36	Brooklyn, NY	Hayward-24	B. Lopez/T. Young-19	17,041
63	3/10/15	NEW YORK	W	87-82	14-16		27-36	Salt Lake City	Favors-29	A. Shved-21	17,121
64	3/12/15	HOUSTON	W	109-91	15-16		28-36	Salt Lake City	Hayward-29	C. Brewer-25	18,781
65	3/14/15	DETROIT	W	88-85	16-16		29-36	Salt Lake City	Favors-26	G. Monroe-16	19,911
66	3/16/15	CHARLOTTE	W	94-66	17-16		30-36	Salt Lake City	Hood-24	L. Stephenson-17	16,743
67	3/18/15	WASHINGTON	L	84-88	17-17		30-37	Salt Lake City	Hayward-26	J. Wall-24	19,498
68	3/19/15	@ L.A. Lakers	W	80-73		14-20	31-37	Los Angeles	Hayward-22	T. Black-13	17,407
69	3/21/15	@ Golden State	L	91-106		14-21	31-38	Oakland, CA	Favors-21	S. Curry-24	19,596
70	3/23/15	MINNESOTA	L*	104-106	17-18		31-39	Salt Lake City	Favors-19	Z. LaVine-27	19,911
71	3/25/15	PORTLAND	L	89-92	17-19		31-40	Salt Lake City	Favors-26	D. Lillard-23	19,911
72	3/27/15	@ Denver	L	91-107		14-22	31-41	Denver	Hayward-24	T. Lawson/J. Nelson-18	15,312
73	3/28/15	OKLAHOMA CITY	W	94-89	18-19		32-41	Salt Lake City	Burke-22	R. Westbrook-37	19,911
74	3/30/15	@ Minnesota	W	104-84		15-22	33-41	Minneapolis	Hayward-22	Z. LaVine-21	12,229
75	4/1/15	DENVER	W	98-84	19-19		34-41	Salt Lake City	Gobert-20	K. Faried-19	18,275
76	4/4/15	@ Phoenix	L	85-87		15-23	34-42	Phoenix	Hayward-21	G. Green-24	18,055
77	4/5/15	@ Sacramento	W	101-95		16-23	35-42	Sacramento	Hood-25	D. Cousins-26	16,716
78	4/8/15	SACRAMENTO	W	103-91	20-19		36-42	Salt Lake City	Hood-20	Casspi/Landry/McLemore-16	18,351
79	4/10/15	MEMPHIS	L	88-89	20-20		36-43	Salt Lake City	Hayward-27	M. Gasol-22	18,873
80	4/11/15	@ Portland	W	111-105		17-23	37-43	Portland	Booker-36	D. Lillard-28	19,908
81	4/13/15	DALLAS	W	109-92	21-20		38-43	Salt Lake City	Cotton-21	J. Barea-18	19,911
82	4/15/15	@ Houston	L	91-117		17-24	38-44	Houston	Cotton-14	J. Harden-16	18,320

* Denotes number of overtime periods

BOLD indicates home sellout

MONTHLY BREAKDOWN

	Record	Home	Road	OT
TOTAL	38-44	21-20	17-24	0-1
Atlantic	6-4	3-2	3-2	---
Central	6-4	3-2	3-2	---
Southeast	3-7	1-4	2-3	---
EASTERN	15-15	7-8	8-7	---
Southwest	7-11	4-5	3-6	---
Northwest	9-7	5-3	4-4	0-1
Pacific	7-11	5-4	2-7	---
WESTERN	23-29	14-12	9-17	0-1

	Record	Home	Road
October	0-2	0-1	0-1
November	5-10	3-4	2-6
December	6-9	3-4	3-5
January	6-9	3-5	3-4
February	6-5	4-2	2-3
March	10-6	5-3	5-3
April	5-3	3-1	2-2

TEAM-BY-TEAM RECORDS

Jazz vs. Atlantic (6-4)

Boston	0-2
Brooklyn	2-0
New York	2-0
Philadelphia	2-0
Toronto	0-2

Jazz vs. Southeast (3-7)

Atlanta	0-2
Charlotte	1-1
Miami	1-1
Orlando	1-1
Washington	0-2

Jazz vs. Central (6-4)

Chicago	1-1
Cleveland	1-1
Detroit	2-0
Indiana	0-2
Milwaukee	2-0

Jazz vs. Pacific (7-11)

Golden State	1-3
L.A. Clippers	0-4
L.A. Lakers	2-1
Phoenix	1-2
Sacramento	3-1

Jazz vs. Northwest (9-7)

Denver	2-2
Minnesota	3-1
Oklahoma City	2-2
Portland	2-2

Jazz vs. Southwest (7-11)

Dallas	1-3
Houston	1-3
Memphis	2-2
New Orleans	1-2
San Antonio	2-1

WINNING AND LOSING STREAKS

	Wins	Dates of Streak
Most consecutive wins, overall	6	3/6 - 3/16
Most consecutive wins, home	5	2/28 - 3/16
Most consecutive wins, road	3	3/6 - 3/19
	Losses	Dates of Streak
Most consecutive losses, overall	9	11/21 - 12/8
Most consecutive losses, home	6	11/22 - 12/5
Most consecutive losses, road	6	11/15 - 12/16

HOME ATTENDANCE

Games	41
Total	772,059
Average	18,831
High	19,911
Sellouts	13

MISCELLANEOUS

	Overall	Home	Road
When Jazz scored 100 points or more	20-9	10-5	10-4
When Jazz scored less than 100 points	18-35	11-15	7-20
When opponents scored 100 points or more	4-27	2-12	2-15
When opponents scored less than 100 points	34-17	19-8	15-9
Against teams .500 or better	16-30	10-13	6-17
Against teams below .500	22-14	11-7	11-7
Against 2015 Playoff teams	16-30	9-14	7-16
Against 2015 non-Playoff teams	22-14	12-6	10-8

POINT MARGINS

MARGINS	1	2	3	4	5	6	7	8	9	10	11	12	13	14	15	16	17	18	19	20	21	22	23	24	25+
Won By:	1	3	1	2	2	5	4	-	2	2	1	3	-	1	-	1	3	2	-	1	-	1	-	-	3
Lost By:	3	4	3	3	5	2	1	2	3	1	3	1	1	1	3	2	-	2	1	1	-	-	1	-	1

2014-15 STARTING LINEUPS

GAMES	GUARD (1)	GUARD (2)	FORWARD (3)	FORWARD (4)	CENTER (5)	W-L	PCT.
24 (1-17, 21-23, 26-29)	Burke	Burks	Hayward	Favors	Kanter	9-15	.375
1 (18)	Burke	Burks	Hayward	Booker	Kanter	0-1	.000
5 (19-20, 30-32)	Burke	Hood	Hayward	Favors	Kanter	2-3	.400
2 (24-25)	Burke	Burks	Hayward	Gobert	Kanter	0-2	.000
1 (33)	Burke	Christopher	Hayward	Favors	Kanter	0-1	.000
4 (34, 36-38)	Burke	Ingles	Hayward	Favors	Gobert	2-2	.500
4 (39-42)	Burke	Ingles	Hayward	Favors	Kanter	1-3	.250
1 (43)	Exum	Ingles	Hayward	Kanter	Gobert	1-0	1.000
7 (44-50)	Exum	Ingles	Hayward	Favors	Kanter	2-5	.286
3 (51-53)	Exum	Millsap	Hayward	Favors	Kanter	2-1	.667
2 (63, 71)	Burke	Exum	Millsap	Favors	Gobert	1-1	.500
1 (72)	Exum	Hayward	Ingles	Favors	Gobert	0-1	.000
2 (73-74)	Exum	Hood	Hayward	Booker	Gobert	2-0	1.000
11 (35, 54-62, 75)	Exum	Ingles	Hayward	Favors	Gobert	8-3	.727
10 (64-69, 76-79)	Exum	Hood	Hayward	Favors	Gobert	6-4	.600
2 (80-81)	Exum	Hood	Ingles	Booker	Gobert	2-0	1.000
2 (70, 82)	Exum	Hood	Ingles	Favors	Gobert	0-2	.000
TOTALS:	17 Different Lineups (12 Different Players)					38-44	.463

2014-15 TEAM LEADERS

PLAYER	PTS	REBS	ASTS	10+PT	20+PT	30+PT	10+RBS	10+AST	DOUBLE-DOUBLES			TRIPLE-DOUBLES	
									10P/10R	10P/10A	10P/10B	10P/R/A	10P/R/BS
Benimon	--	--	--	--	--	--	--	--	--	--	--	--	--
Booker	1	5	2	19	1	1	4	--	3	--	--	--	--
Burke	10	--	33	52	11	--	--	3	--	3	--	--	--
Burks	6	1	4	23	4	--	2	--	2	--	--	--	--
Christopher	--	--	--	--	--	--	--	--	--	--	--	--	--
Clark	--	--	--	--	--	--	--	--	--	--	--	--	--
Cooley	--	--	--	--	--	--	--	--	--	--	--	--	--
Cotton	2	--	1	4	1	--	--	--	--	--	--	--	--
Evans	--	--	--	3	--	--	--	--	--	--	--	--	--
Exum	--	--	11	14	--	--	--	--	--	--	--	--	--
Favors	21	24	1	63	22	1	25	--	23	--	--	--	--
Gobert	2	36	2	30	2	--	36	--	25	--	--	--	--
Hamilton	--	--	--	--	--	--	--	--	--	--	--	--	--
Hayward	37	6	29	69	38	7	2	--	2	--	--	--	--
Hood	3	--	3	16	5	--	--	--	--	--	--	--	--
Ingles	--	--	11	16	--	--	--	--	--	--	--	--	--
Jerrett	--	--	--	--	--	--	--	--	--	--	--	--	--
Johnson	--	--	--	3	--	--	--	--	--	--	--	--	--
Kanter	8	15	1	38	6	--	17	--	14	--	--	--	--
Millsap	--	--	1	6	--	--	--	--	--	--	--	--	--
Murry	--	--	--	--	--	--	--	--	--	--	--	--	--
Novak	--	--	--	2	--	--	--	--	--	--	--	--	--
Williams	--	--	--	1	--	--	--	--	--	--	--	--	--

Team leaders includes ties

GAMES MISSED

PLAYER	INJURY/ILLNESS	GAMES MISSED	W-L
Trevor Booker	minor outpatient procedure (12/22) stomach flu (1/13) right knee tendinitis (4/15) TOTAL	1 1 1 3	1-0 0-1 0-1 1-2
Trey Burke	strep throat (1/5) sore lower back (4/4-4/5, 4/11-4/13) TOTAL	1 5 6	0-1 3-2 3-3
Alec Burks	left shoulder inflammation (12/3-12/5) left shoulder surgery/rehab (12/27-4/15) TOTAL	2 53 55	0-2 29-24 29-26
Patrick Christopher	right patella dislocation (1/3-1/5)	2	1-1
Jeremy Evans	sprained left ankle (11/29-12/3)	3	0-3
Derrick Favors	flu-like symptoms (12/1) sprained right ankle (12/14-12/16) personal reasons (1/22) back spasms (3/28-3/30) TOTAL	1 2 1 2 6 (5 injury)	0-1 0-2 1-0 2-0 3-3
Gordon Hayward	low back strain (3/10) Grade 1 left AC sprain (3/23-3/25) right Achilles inflammation (4/13-4/15) TOTAL	1 2 2 5	1-0 0-2 1-1 2-3
Rodney Hood	right foot inflammation (11/9-11/26) left foot inflammation (1/2-1/13) --- (1/21-2/11) gastrointestinal distress (3/25-3/27) concussion (4/1) TOTAL	10 7 12 2 1 32	3-7 2-5 5-7 0-2 1-0 11-21
Joe Ingles	low back muscle spasms (2/7-2/11)	3	2-1
Enes Kanter	sprained right ankle (1/3-1/9)	4	2-2
TOTAL GAMES MISSED		120	
TOTAL GAMES MISSED (INJURIES/ILLNESS ONLY)		119	

2014-15 GAMES MISSED BREAKDOWN

PLAYER	GAMES INACTIVE	GAMES DNP-CD	GAMES DND - INJURY/ILLNESS	GAMES DND - PERSONAL
Benimon	--	3	--	--
Booker	1	1	1	--
Burke	3	--	3	--
Burks	55	--	--	--
Christopher	7	2	--	--
Clark	11	37	--	--
Coolley	--	6	--	--
Cotton	--	12	--	--
Evans	--	41	3	--
Favors	2	2	3	1
Hamilton	5	--	--	--
Hayward	3	1	2	--
Hood	28	--	7	--
Ingles	--	--	3	--
Jerrett	13	11	--	--
Johnson	--	4	--	--
Kanter	--	--	5	--
Millsap	--	1	--	--
Murry	27	6	--	--
Novak	--	31	--	--
Perkins	1	--	--	--
Williams	2	3	--	--

2014-15 INDIVIDUAL SINGLE-GAME HIGHS

CATEGORY	JAZZ	OPPONENTS
Points – Game	36, Trevor Booker @ POR, 4/11	46, Carmelo Anthony, @ NYK, 11/14
Points – 1st Quarter	19, Trevor Booker @ POR, 4/11	14, LaMarcus Aldridge, @ POR, 2/3
Points – 2nd Quarter	20, Gordon Hayward vs. LAC, 11/29	17, Dwyane Wade, @ MIA, 12/17
Points – 3rd Quarter	14 (2), last Gordon Hayward @ NOP, 2/9	15 (2) Stephen Curry, GSW, 1/30
Points – 4th Quarter	14 (2), last Enes Kanter @ CLE, 1/21	20, Russell Westbrook, OKC, 3/28
Points – 1st Half	23, Derrick Favors vs. PHX, 11/1	24, Marcus Morris, @ PHX, 2/6
Points – 2nd Half	25, Gordon Hayward @ NOP, 2/9	30, Carmelo Anthony, @ NYK, 11/14
Points – Overtime	4, Trey Burke vs. MIN, 3/23	3, Dieng & Budinger, vs. MIN, 3/23
Points – Off the Bench	23 (2), last Trey Burke vs. MIL, 2/28	34, Marcus Morris, @ PHX, 2/6
Field Goals Made	13, Gordon Hayward vs. SAC, 2/7	16 (2), last Anthony Davis, vs. NOP, 11/22
Field Goals Attempted	23 (2), last Trey Burke vs. OKC, 3/28	29, Russell Westbrook, OKC, 3/28
Most Field Goals Made None Missed	7, Rudy Gobert vs. DEN, 4/1	5 (2), last Timofey Mozgov, DEN, 12/1
Most Field Goals Attempted None Made	10, Trey Burke @ NOP, 2/9	10, Jason Richardson, @ PHI, 3/6
3-Pointers Made	5 (5), Trey Burke @ GSW 3/21	7, Eric Gordon, @ NOP, 2/9
3-Pointers Attempted	13, Trey Burke vs. MIN, 3/23	11, Stephen Curry, GSW, 1/30
Most 3-Pointers Made None Missed	5, Rodney Hood vs. CHA, 3/16	3 (2), last Omri Casspi, SAC, 4/8
Most 3-Pointers Attempted, None Made	11, Trey Burke vs. ATL, 1/2	7, Courtney Lee, @ MEM, 12/22
Free Throws Made	12, Gordon Hayward vs. IND, 1/5	16, Dwyane Wade, @ MIA, 12/17
Free Throws Attempted	14 (3), last Trevor Booker @ POR, 4/11	21, Dwyane Wade, @ MIA, 12/17
Most Free Throws Made, None Missed	8, Gordon Hayward vs. DEN, 12/1	13, Nick Young, LAL, 1/16
Most Free Throws Attempted, None Made	4, Elijah Millsap vs. POR, 3/25	2 (15), last Andre Miller, @ SAC, 4/5
Total Rebounds	24, Rudy Gobert @ MEM, 3/3	19, DeAndre Jordan, @ LAC, 12/29
Offensive Rebounds	12, Rudy Gobert vs. HOU, 3/12	8, Zaza Pachulia, @ MIL, 1/22
Defensive Rebounds	18, Rudy Gobert @ MEM, 3/3	13, DeAndre Jordan, @ LAC, 12/29
Assists	12, Danté Exum vs. DEN, 4/1	12 (4), last Damian Lillard, POR, 3/25
Steals	5, Elijah Millsap vs. MIL, 2/28	7, Monta Ellis, @ DAL, 2/11
Blocked Shots	7, Rudy Gobert @ OKC, 1/9	5, Asik & Cunningham, @ NOP, 2/9
Turnovers	8, Gordon Hayward @ OKC, 11/26	9, Russell Westbrook, OKC, 3/28
Minutes – OT	43:17, Derrick Favors VS. IND, 1/5	48:48, Andrew Wiggins, MIN, 3/23
Minutes – Regulation	43:17, Derrick Favors VS. IND, 1/5	44:38, Kyrie Irving, CLE, 11/5

2014-15 TEAM SINGLE-GAME HIGHS

CATEGORY	JAZZ	OPPONENTS
Points – Game	118 vs. PHX, 11/1	123 by TOR, 12/3
Points – 1st Quarter	33 (2), last @ MIA, 12/17	36 @ DAL, 10/30
Points - 2nd Quarter	61 vs. CHA, 3/16	69 (2), last by TOR, 12/3
Points – 3rd Quarter	36 vs. CHI, 11/24	44 by GSW, 1/13
Points – 4th Quarter	39 vs. IND, 1/5	41 @ NOP, 12/16
Points – 1st Half	61 vs. CHA, 3/16	69 (2), last by TOR, 12/3
Points - 2nd Half	62 vs. IND, 1/5	66 @ NOP, 12/16
Points – Overtime	8 vs. MIN, 3/23	10 by MIN, 3/23
Points – Off the Bench	65 @ HOU, 4/15	57 @ HOU, 4/15
Field Goals Made	45 @ NOP, 12/16	47 (2), last @ NOP, 12/16
Field Goals Attempted	101 @ HOU, 4/15	95 by DEN, 4/1
Field Goal Percentage – Game	.574 (39-68), @ DEN, 2/27	.595 (47-79), @ NOP, 12/16
Field Goal Percentage – Half	.639 (23-36) @ MEM (2nd), 3/3	.636 (28-44) by TOR (1st), 12/3
Field Goal Percentage – Quarter	.733 (11-15) vs. NOP (3rd), 11/22	.769 (10-13) @ SAC (2nd), 12/8
Field Goal Percentage – Overtime	.222 (2-9) vs. MIN, 3/23	.333 (2-6) by MIN, 3/23
3-Pointers Made	15 vs. CHA, 3/16#	14 (2), last @ PHX, 2/6
3-Pointers Attempted	35 @ DAL, 10/30#	34 @ HOU, 1/10
3-Point Percentage	.625 (15-24) vs. CHA, 3/16	.632 (12-19) by MIN, 3/23
Free Throws Made	33 @ POR, 4/11	34 by CLE, 11/5
Free Throws Attempted	42 @ POR, 4/11	40 (2), last @ MIA, 12/17
Free Throw Percentage	1.000 (10-10) vs. LAL, 1/16	.944 (17-18) @ NOP, 12/16
Total Rebounds	61 vs. CHA, 3/16	51 @ DET, 11/9
Offensive Rebounds	22 vs. HOU, 3/12	18 (2), last by NOP, 11/22
Defensive Rebounds	47 vs. CHA, 3/16	45 @ HOU, 4/15
Assists	28 @ ATL, 11/12	32 BY GSW, 1/13
Steals	16 VS. MIL, 2/28	16 @ HOU, 1/10
Blocked Shots	15 @ DEN, 2/27	17 @ NOP, 2/9
Turnovers	31 @ HOU, 1/10	23 (2), last by OKC, 3/28

2014-15 TEAM SINGLE-GAME LOWS

CATEGORY	JAZZ	OPPONENTS
Points – Game	69 @ SAS, 1/18	66 by CHA, 3/16
Points – 1st Quarter	9 @ DAL, 2/11	12 (2), last by POR, 3/25
Points – 2nd Quarter	12 @ SAS, 1/18	14 by CHA, 3/16
Points – 3rd Quarter	11 vs. MIL, 2/28	12 (2), last by DAL, 4/13
Points – 4th Quarter	9 (2), last vs. CHA, 3/16	14 by BKN, 1/24
Points – 1st Half	27 @ SAS, 1/18	30 by CHA, 3/16
Points – 2nd Half	33 vs. CHA, 3/16	33 by POR, 2/20
Points – Overtime	8 vs. MIN, 3/23	10 by MIN, 3/23
Points – Off the Bench	3 @ OKC, 11/26	6 by MEM, 4/10
Field Goals Made	25 @ LAL, 3/19	23 by CHA, 3/16
Field Goals Attempted	62 @ LAL, 3/19	65 by LAL, 1/16
Field Goal Percentage – Game	.333 (28-84) @ SAS, 1/18	.295 (23-78), by CHA, 3/16
Field Goal Percentage – Half	.244 (11-45) @ SAS (1st), 1/18	.257 (9-35), by CHA (1st), 3/16
Field Goal Percentage – Quarter	.176 (3-17) vs. CHA (4th), 3/16	.176 (3-17), by CHA (2nd), 3/16
Field Goal Percentage – OT	.222 (2-9) vs. MIN, 3/23	.333 (2-6) by MIN, 3/23
3-Pointers Made	3 (6), last @ BOS, 3/4	2 by LAL, 2/25
3-Pointers Attempted	9 vs. CHI, 11/24	7 by LAL, 1/16
3-Point Percentage	.158 (3-19) @ BOS, 3/4	.182 (2), last by LAL (2-11), 2/25
Free Throws Made	6, @ ATL, 11/12	4 @ BKN, 3/8
Free Throws Attempted	10 (2), last vs. LAL, 1/16	9 (2), last @ OKC, 1/9
Free Throw Percentage	.471 (8-17) vs. POR, 2/20	.364 (4-11) @ BKN, 3/8
Total Rebounds	30 @ ATL, 11/12	29 by BKN, 1/24
Offensive Rebounds	2 @ LAL, 3/19	3 by POR, 2/20
Defensive Rebounds	19 @ NOP, 12/16	20 @ DEN, 2/27
Assists	11 @ OKC, 11/26	6 by CLE, 11/5*
Steals	0 @ MEM, 12/22	3 (2), last by SAC, 2/7
Blocked Shots	0 @ DAL, 10/30	0 @ MIA, 12/17
Turnovers	8 vs. TOR, 12/3	3 @ BOS, 3/4

RECORDS



HOME & ROAD RECORDS

SEASON	HOME	ROAD	TOTAL	PCT.
1974-75	20-21	3-38	23-59	.280
1975-76	22-19	16-25	38-44	.463
1976-77	26-15	9-32	35-47	.427
1977-78	27-14	12-29	39-43	.476
1978-79	22-19	4-37	26-56	.317
1979-80	17-24	7-34	24-58	.293
1980-81	20-21	8-33	28-54	.341
1981-82	18-23	7-34	25-57	.305
1982-83	21-20	9-32	30-52	.366
1983-84	31-10	14-27	45-37	.549
1984-85	26-15	15-26	41-41	.500
1985-86	27-14	15-26	42-40	.512
1986-87	31-10	13-28	44-38	.537
1987-88	33-8	14-27	47-35	.573
1988-89	34-7	17-24	51-31	.622
1989-90	36-5	19-22	55-27	.671
1990-91	36-5	18-23	54-28	.659
1991-92	37-4	18-23	55-27	.671
1992-93	28-13	19-22	47-35	.573
1993-94	33-8	20-21	53-29	.646
1994-95	33-8	27-14	60-22	.732

SEASON	HOME	ROAD	TOTAL	PCT.
1995-96	34-7	21-20	55-27	.671
1996-97	38-3	26-15	64-18	.780
1997-98	36-5	26-15	62-20	.756
1998-99	22-3	15-10	37-13	.740
1999-00	31-10	24-17	55-27	.671
2000-01	28-13	25-16	53-29	.646
2001-02	25-16	19-22	44-38	.537
2002-03	29-12	18-23	47-35	.573
2003-04	28-13	14-27	42-40	.512
2004-05	18-23	8-33	26-56	.317
2005-06	22-19	19-22	41-41	.500
2006-07	31-10	20-21	51-31	.622
2007-08	37-4	17-24	54-28	.659
2008-09	33-8	15-26	48-34	.585
2009-10	32-9	21-20	53-29	.646
2010-11	21-20	18-23	39-43	.476
2011-12	25-8	11-22	36-30	.439
2012-13	30-11	13-28	43-39	.524
2013-14	16-25	9-32	25-57	.305
2014-15	21-20	17-24	38-44	.463
TOTALS	1135-522	640-1017	1775-1539	
WIN PCT.	.685	.386	.536	

RECORDS BY MONTH

SEASON	OCT.	NOV.	DEC.	JAN.	FEB.	MAR.	APR.	TOTAL
1974-75	0-7	2-13	1-10	2-12	10-5	8-9	0-3	23-59
1975-76	4-1	3-9	5-9	9-5	6-9	8-8	3-3	38-44
1976-77	3-2	8-6	7-9	4-10	4-7	8-8	1-5	35-47
1977-78	4-1	7-9	3-10	11-4	4-9	7-9	3-1	39-43
1978-79	4-5	6-9	2-11	5-10	4-9	4-10	1-2	26-56
1979-80	2-7	1-12	9-8	6-10	3-10	3-11	0-0	24-58
1980-81	6-5	7-6	3-12	7-9	2-11	3-11	0-0	28-54
1981-82	1-1	6-6	3-12	3-10	6-8	0-16	6-4	25-57
1982-83	1-1	3-10	8-9	6-9	2-10	6-9	4-4	30-52
1983-84	0-2	9-7	11-2	8-5	6-10	8-8	3-3	45-37
1984-85	1-2	8-7	6-8	5-9	8-5	9-8	4-2	41-41
1985-86	1-2	10-6	6-8	7-9	6-5	9-7	3-3	42-40
1986-87	0-1	7-6	12-3	6-8	7-6	8-8	4-6	44-38
1987-88	---	7-6	7-8	5-8	9-4	11-5	8-4	47-35
1988-89	---	9-4	8-8	9-4	8-6	10-4	7-5	51-31
1989-90	---	8-4	11-5	11-3	9-4	11-4	5-7	55-27
1990-91	---	8-6	11-4	10-5	7-3	10-6	8-4	54-28
1991-92	---	9-7	10-5	10-5	9-3	9-5	8-2	55-27
1992-93	---	7-5	11-3	9-6	6-8	8-8	6-5	47-35
1993-94	---	9-5	11-3	8-7	10-4	6-8	9-2	53-29
1994-95	---	9-5	10-4	14-1	7-6	12-4	8-2	60-22
1995-96	---	12-4	8-5	9-5	9-3	12-4	5-6	55-27
1996-97	---	11-2	11-5	9-6	9-3	14-1	10-1	64-18
1997-98	0-1	9-5	10-5	10-3	9-2	15-2	9-2	62-20
1998-99	---	---	---	---	11-2	10-6	16-5*	37-13
1999-00	---	8-6	10-4	9-5	8-5	14-2	6-5	55-27
2000-01	1-0	11-3	8-8	9-4	10-2	9-7	5-5	53-29
2001-02	0-1	6-9	10-5	8-7	8-3	9-7	3-6	44-38
2002-03	0-2	9-6	8-5	11-5	5-7	10-5	4-5	47-35
2003-04	1-0	8-6	8-8	7-9	6-7	9-6	3-4	42-40
2004-05	---	8-7	3-12	4-11	4-7	3-12	4-7	26-56
2005-06	---	6-9	8-7	7-8	6-5	7-9	7-3	41-41
2006-07	---	13-4	9-5	8-8	8-2	9-6	4-6	51-31
2007-08	1-0	11-5	5-11	11-2	9-4	12-4	5-2	54-28
2008-09	1-0	10-7	8-7	7-8	10-1	10-5	2-6	48-34
2009-10	1-1	9-6	8-7	10-4	10-3	12-5	3-3	53-29
2010-11	1-2	13-3	8-6	7-9	3-9	4-10	3-4	39-43
2011-12	---	---	1-3	11-4	4-11	11-8	9-4	36-30
2012-13	1-0	8-8	6-9	10-4	6-6	7-9	5-3	43-39
2013-14	0-1	3-14	7-9	6-6	5-7	2-15	2-5	25-57
2014-15	0-2	5-10	6-9	6-9	6-5	10-6	5-3	38-44
TOTALS	34-47	303-262	297-281	314-266	279-236	347-295	201-152	1775-1539
WIN PCT.	.420	.536	.514	.541	.542	.540	.569	.536

*Includes two games in May, 1999 (1-1)

RECORDS VS. OPPONENTS

TEAM	2014-15			ALL-TIME RECORD			
	HOME	ROAD	TOTAL	HOME	ROAD	TOTAL	WIN PCT.
vs. Atlanta	0-1	0-1	0-2	31-16	17-31	48-47	.505
vs. Boston	0-1	0-1	0-2	26-19	11-34	37-53	.411
vs. Brooklyn	1-0	1-0	2-0	32-9	21-20	53-29	.646
vs. Charlotte	1-0	0-1	1-1	8-2	7-4	15-6	.714
vs. Chicago	0-1	1-0	1-1	27-20	18-29	45-49	.479
vs. Cleveland	1-0	0-1	1-1	34-15	18-30	52-45	.536
vs. Dallas	1-1	0-2	1-3	59-21	31-48	90-69	.566
vs. Denver	1-1	1-1	2-2	70-20	34-55	104-75	.581
vs. Detroit	1-0	1-0	2-0	34-11	23-22	57-33	.633
vs. Golden State	1-1	0-2	1-3	65-20	38-47	103-67	.606
vs. Houston	1-1	0-2	1-3	63-30	36-57	99-87	.532
vs. Indiana	0-1	0-1	0-2	26-14	13-27	39-41	.488
vs. L.A. Clippers	0-2	0-2	0-4	61-23	37-49	98-72	.576
vs. L.A. Lakers	1-1	1-0	2-1	44-40	20-64	64-104	.381
vs. Memphis	0-2	2-0	2-2	27-10	22-15	49-25	.662
vs. Miami	0-1	1-0	1-1	20-9	13-14	33-23	.589
vs. Milwaukee	1-0	1-0	2-0	29-17	19-26	48-43	.527
vs. Minnesota	1-1	2-0	3-1	40-14	32-22	72-36	.667
vs. New Orleans	0-1	1-1	1-2	27-9	19-19	46-28	.622
vs. New York	1-0	1-0	2-0	31-14	13-32	44-46	.489
vs. Oklahoma City	2-0	0-2	2-2	50-36	26-60	76-96	.442
vs. Orlando	0-1	1-0	1-1	18-8	14-12	32-20	.615
vs. Philadelphia	1-0	1-0	2-0	31-14	19-27	50-41	.549
vs. Phoenix	1-0	0-2	1-2	54-31	24-60	78-91	.462
vs. Portland	1-1	1-1	2-2	67-19	28-59	95-78	.549
vs. Sacramento	2-0	1-1	3-1	64-25	34-54	98-79	.554
vs. San Antonio	2-0	0-1	2-1	56-30	20-67	76-97	.439
vs. Toronto	0-1	0-1	0-2	13-6	12-6	25-12	.676
vs. Washington	0-1	0-1	0-2	28-20	21-27	49-47	.510
TOTALS	21-20	17-24	38-44	1135-522	640-1017	1775-1539	
WIN PCT.	.512	.415	.463	.685	.386	.536	

RECORDS BY DIVISION/CONFERENCE

	2014-15			ALL-TIME RECORD			
	HOME	ROAD	TOTAL	HOME	ROAD	TOTAL	WIN PCT.
vs. Atlantic Division	3-2	3-2	6-4	133-62	76-119	209-181	.536
vs. Central Division	3-2	3-2	6-4	150-77	91-134	241-211	.533
vs. Southeast Division	1-4	2-3	3-7	105-55	72-88	177-143	.553
vs. Eastern Conference	7-8	8-7	15-15	388-194	239-341	627-535	
Win Pct.	.467	.533	.500	.667	.412	.540	
vs. Southwest Division	4-5	3-6	7-11	232-100	128-206	360-306	.541
vs. Northwest Division	5-3	4-4	9-7	227-89	120-196	347-285	.549
vs. Pacific Division	5-4	2-7	7-11	288-139	153-274	441-413	.516
vs. Western Conference	14-12	9-17	23-29	747-328	401-676	1148-1004	
Win Pct.	.538	.346	.442	.699	.372	.533	

JAZZ SEASON-BY-SEASON STATISTICS

Season	G	MIN	FIELD GOALS			3-PT. FGS.			FREE THROWS			REBOUNDS			AST	PF	DQ	STL	TO	BLK	PTS	PPG
			FGM	FGA	PCT	3FGM	3FGA	3PCT	FTM	FTA	PCT	OFF	DEF	TOT								
1974-75	82	19730	3301	7509	.440	-	-	-	1717	2247	.764	1144	2616	3760	1818	2222	34	725	1802	256	8319	101.5
1975-76	82	19880	3352	7491	.447	-	-	-	1831	2415	.758	1189	2779	3968	1765	2175	30	750	1659	343	8535	104.1
1976-77	82	19780	3443	7602	.453	-	-	-	1688	2183	.773	1249	2828	4077	1854	2099	32	613	1706	357	8574	104.6
1977-78	82	19780	3568	7717	.462	-	-	-	1690	2331	.725	1309	2907	4216	2079	1938	35	662	1670	514	8826	107.6
1978-79	82	19705	3517	7511	.468	-	-	-	1848	2409	.767	1234	2676	3910	2079	1940	27	760	1747	559	8882	108.3
1979-80	82	19805	3382	6817	.496	59	185	.319	1571	1943	.809	967	2359	3326	2005	2006	33	656	1488	362	8394	102.4
1980-81	82	19730	3332	6825	.488	42	163	.258	1595	2080	.767	962	2325	3287	1948	2110	39	637	1393	396	8301	101.2
1981-82	82	19780	3679	7446	.494	22	97	.227	1714	2282	.751	1147	2362	3509	1895	2196	20	700	1413	357	9094	110.9
1982-83	82	19755	3525	7342	.480	44	183	.240	1844	2440	.756	1093	2550	3643	2176	2017	34	758	1674	595	8938	109.0
1983-84	82	19780	3606	7242	.498	101	317	.319	2115	2708	.781	1096	2522	3618	2230	1978	16	695	1491	604	9428	115.0
1984-85	82	19755	3478	7302	.476	103	307	.336	1878	2434	.772	1081	2554	3635	2143	1961	16	712	1557	697	8937	109.0
1985-86	82	19780	3453	7083	.488	35	169	.207	1930	2694	.716	1068	2479	3547	2199	2038	14	717	1499	666	8871	108.2
1986-87	82	19755	3485	7514	.464	139	448	.310	1735	2389	.726	1194	2456	3650	2240	2040	13	835	1379	628	8844	107.9
1987-88	82	19705	3484	7092	.491	129	404	.319	1802	2404	.750	1066	2553	3619	2407	1986	22	771	1462	627	8899	108.5
1988-89	82	19730	3182	6595	.482	114	380	.300	2110	2742	.770	1050	2607	3657	2108	1894	13	720	1495	583	8588	104.7
1989-90	82	19830	3330	6593	.505	226	630	.359	1874	2484	.754	953	2501	3454	2212	2031	14	677	1376	491	8760	106.8
1990-91	82	19780	3214	6537	.492	148	458	.323	1951	2472	.789	867	2474	3341	2217	1796	14	652	1269	451	8527	104.0
1991-92	82	19880	3379	6866	.492	158	458	.345	1951	2490	.788	1097	2543	3640	2188	1746	11	715	1246	448	8877	108.3
1992-93	82	19755	3336	6828	.489	130	414	.314	1907	2491	.766	1041	2463	3504	2177	1965	15	746	1248	343	8709	106.2
1993-94	82	19830	3207	6729	.477	179	559	.320	1761	2379	.740	1059	2385	3444	2179	1988	13	751	1159	364	8354	101.9
1994-95	82	19780	3243	6339	.512	301	801	.376	1939	2483	.781	874	2412	3286	2256	2045	16	758	1255	392	8726	106.4
1995-96	82	19780	3129	6417	.488	377	1013	.372	1769	2302	.768	993	2373	3366	2139	2046	12	667	1215	418	8404	102.5
1996-97	82	19830	3131	6217	.504	334	902	.370	1858	2416	.769	889	2410	3299	2199	1981	12	748	1259	418	8454	103.1
1997-98	82	19780	2993	6113	.490	249	670	.372	2044	2644	.773	962	2405	3367	2070	1961	13	648	1260	412	8279	101.0
1998-99	50	12175	1684	3620	.465	140	388	.361	1158	1510	.767	555	1508	2063	1204	1133	6	398	814	276	4666	93.3
1999-00	82	19755	2962	6380	.464	329	854	.385	1661	2150	.773	936	2426	3362	2041	2013	11	629	1220	446	7914	96.5
2000-01	82	19780	2960	6289	.471	325	852	.381	1714	2280	.752	943	2383	3326	2110	2107	10	661	1297	463	7959	97.1
2001-02	82	19830	2869	6374	.450	280	842	.333	1853	2430	.763	1109	2349	3458	1999	1971	17	749	1353	523	7871	96.0
2002-03	82	19780	2894	6189	.468	224	641	.349	1750	2349	.745	1021	2381	3402	2103	1837	15	708	1374	467	7762	94.7
2003-04	82	19780	2690	6172	.436	252	786	.321	1639	2196	.746	1103	2272	3375	1671	2096	18	583	1365	494	7271	88.7
2004-05	82	19780	2828	6301	.449	250	762	.328	1719	2272	.757	1047	2243	3290	1826	2189	19	541	1292	374	7625	93.0
2005-06	82	19880	2744	6207	.442	311	925	.336	1774	2466	.719	1071	2380	3451	1772	2032	24	524	1290	492	7573	92.4
2006-07	82	19805	3069	6471	.474	354	1056	.335	1830	2462	.743	1030	2456	3486	2024	2067	16	577	1277	339	8322	101.5
2007-08	82	19705	3279	6592	.497	407	1095	.372	1745	2298	.759	942	2410	3352	2165	1970	15	717	1200	355	8710	106.2
2008-09	82	19880	3143	6623	.475	392	1122	.349	1814	2352	.771	940	2423	3363	2024	1830	15	719	1210	374	8492	103.6
2009-10	82	19755	3227	6575	.491	439	1207	.364	1654	2233	.741	872	2588	3460	2187	1859	17	675	1246	400	8547	104.2
2010-11	82	19880	3064	6590	.465	435	1256	.346	1590	2061	.771	898	2338	3236	1921	1865	12	629	1175	484	8153	99.4
2011-12	66	16165	2523	5531	.456	273	845	.323	1258	1668	.754	861	2055	2916	1439	1441	13	545	936	385	6577	99.7
2012-13	82	19880	3046	6710	.454	507	1385	.366	1439	1883	.764	989	2457	3446	1859	1750	8	690	1210	515	8038	98.0
2013-14	82	19780	2951	6652	.444	543	1577	.344	1346	1803	.747	904	2477	3381	1664	1699	15	570	1200	366	7791	95.0
2014-15	82	19705	2900	6492	.447	610	1781	.343	1391	1929	.721	988	2617	3605	1632	1583	5	623	1256	489	7801	95.1

RECORDS

OPPONENT SEASON-BY-SEASON STATISTICS

Season	G	MIN	FIELD GOALS			3-PT. FGS.			FREE THROWS			REBOUNDS			AST	PF	DQ	STL	TO	BLK	PTS	PPG
			FGM	FGA	PCT	3FGM	3FGA	3PCT	FTM	FIA	PCT	OFF	DEF	TOT								
1974-75	82	19730	3553	7433	.478	-	-	-	1857	2465	.753	1193	2924	4117	1891	2126	33	783	1924	349	8963	109.3
1975-76	82	19880	3396	7413	.458	-	-	-	1816	2464	.737	1182	2846	4028	1684	2162	40	777	1748	405	8608	105.0
1976-77	82	19780	3486	7712	.452	-	-	-	1833	2448	.749	1318	2781	4099	1748	2125	35	835	1615	361	8805	107.4
1977-78	82	19780	3659	7938	.461	-	-	-	1661	2213	.751	1273	2747	4020	2084	2062	28	851	1511	476	8979	109.5
1978-79	82	19705	3864	8039	.481	-	-	-	1666	2246	.742	1486	2664	4150	2264	2061	28	955	1600	566	9394	114.6
1979-80	82	19805	3559	7182	.496	67	211	.318	1702	2205	.772	1159	2288	3447	1997	1782	15	710	1274	398	8887	108.4
1980-81	82	19730	3430	7018	.489	45	147	.306	1879	2472	.760	1154	2440	3594	1985	1855	24	596	1303	406	8784	107.1
1981-82	82	19780	3835	7530	.509	51	200	.255	1837	2466	.745	1253	2599	3852	2148	2052	23	663	1413	420	9558	116.6
1982-83	82	19755	3794	7932	.478	48	199	.241	1646	2288	.719	1439	2671	4110	2202	2102	18	826	1601	448	9282	113.2
1983-84	82	19780	3745	7872	.476	46	208	.221	1799	2414	.745	1458	2461	3919	2237	2194	31	747	1438	466	9335	113.8
1984-85	82	19755	3532	7604	.464	72	280	.257	1810	2375	.762	1360	2645	4005	2069	2076	21	806	1606	443	8946	109.1
1985-86	82	19780	3470	7339	.473	65	251	.259	1896	2483	.764	1208	2510	3718	1977	2221	35	752	1531	464	8901	108.5
1986-87	82	19755	3347	7338	.456	143	451	.317	1974	2564	.770	1310	2637	3947	2011	1992	22	718	1579	457	8811	107.5
1987-88	82	19705	3273	7283	.449	146	464	.315	1905	2475	.770	1277	2444	3721	1991	2013	16	771	1467	472	8597	104.8
1988-89	82	19730	3113	7170	.434	185	606	.305	1765	2342	.754	1220	2233	3453	1812	2086	26	779	1329	505	8176	99.7
1989-90	82	19830	3164	6949	.455	174	563	.309	1865	2452	.761	1100	2210	3310	1885	1910	19	736	1241	452	8367	102.0
1990-91	82	19780	3217	7011	.459	205	667	.307	1615	2090	.773	1101	2278	3379	1858	1995	17	686	1254	409	8254	100.7
1991-92	82	19880	3292	7178	.459	234	695	.337	1535	2056	.747	1146	2255	3401	1925	1958	24	646	1164	458	8353	101.9
1992-93	82	19755	3258	6970	.467	272	836	.325	1743	2343	.744	1120	2314	3434	1920	1970	20	650	1267	468	8531	104.0
1993-94	82	19830	2973	6641	.448	289	967	.299	1773	2444	.725	1100	2327	3427	1806	1922	15	593	1290	459	8008	97.7
1994-95	82	19780	2845	6283	.453	546	1431	.382	1835	2477	.741	917	2125	3042	1713	2053	15	648	1323	429	8071	98.4
1995-96	82	19780	2747	6174	.445	550	1428	.385	1820	2422	.751	936	2149	3085	1640	1983	25	584	1284	409	7864	95.9
1996-97	82	19830	2708	6188	.438	521	1480	.352	1796	2395	.750	957	2101	3058	1593	2045	28	639	1330	373	7733	94.3
1997-98	82	19780	2806	6390	.439	401	1122	.357	1730	2284	.757	984	2012	2996	1690	2133	41	645	1157	423	7743	94.4
1998-99	50	12175	1595	3863	.413	214	666	.321	936	1299	.721	635	1294	1929	904	1309	29	431	744	264	4340	86.8
1999-00	82	19755	2781	6240	.446	388	1097	.354	1598	2141	.746	887	2236	3123	1620	2023	16	588	1270	411	7548	92.0
2000-01	82	19780	2667	6076	.439	410	1194	.343	1830	2391	.765	874	2183	3057	1564	2006	33	699	1321	453	7574	92.4
2001-02	82	19830	2777	6218	.447	465	1215	.383	1779	2308	.771	927	2204	3131	1585	2069	32	748	1371	548	7798	95.1
2002-03	82	19780	2751	6346	.434	437	1252	.349	1627	2143	.759	1011	2120	3131	1601	1950	20	723	1305	427	7566	92.3
2003-04	82	19780	2541	5879	.432	415	1209	.343	1874	2431	.771	868	2131	2999	1528	1999	26	666	1262	530	7371	89.9
2004-05	82	19780	2731	5965	.458	486	1297	.375	2027	2653	.764	859	2230	3089	1592	2058	23	646	1182	474	7975	97.3
2005-06	82	19880	2730	6077	.449	490	1297	.378	1839	2466	.746	871	2237	3108	1511	2104	22	663	1166	463	7789	95.0
2006-07	82	19805	2819	6191	.455	506	1424	.355	1943	2534	.767	813	2223	3036	1552	2010	29	623	1230	438	8087	98.6
2007-08	82	19705	2896	6286	.461	506	1419	.357	1848	2468	.749	844	2256	3100	1629	1891	15	619	1305	420	8146	99.3
2008-09	82	19880	3019	6509	.464	534	1479	.361	1703	2233	.763	908	2393	3301	1640	1972	22	658	1323	424	8275	100.9
2009-10	82	19755	2908	6471	.449	552	1559	.354	1741	2286	.762	837	2376	3213	1628	1818	13	632	1238	445	8109	98.9
2010-11	82	19880	2967	6460	.459	592	1573	.376	1777	2285	.778	925	2426	3351	1700	1802	19	609	1199	411	8303	101.3
2011-12	66	16165	2403	5310	.453	428	1259	.340	1302	1727	.754	728	1988	2716	1355	1366	5	494	968	375	6536	99.0
2012-13	82	19880	3003	6550	.458	560	1513	.370	1479	1953	.757	901	2446	3347	1689	1670	7	640	1206	480	8045	98.1
2013-14	82	19780	3138	6639	.473	599	1591	.376	1504	1945	.773	846	2640	3486	1788	1673	10	617	1034	401	8379	102.2
2014-15	82	19705	2935	6587	.446	604	1670	.362	1309	1760	.744	811	2406	3217	1594	1604	7	674	1076	382	7783	94.9

RECORDS

GAME-BY-GAME WON/LOST

RECORDS

	74-75	75-76	76-77	77-78	78-79	79-80	80-81	81-82	82-83	83-84	84-85	85-86	86-87	87-88	88-89	89-90	90-91	91-92	92-93	93-94
GM	W-L	W-L	W-L	W-L	W-L	W-L	W-L	W-L	W-L	W-L	W-L	W-L	W-L	W-L	W-L	W-L	W-L	W-L	W-L	W-L
1	0-1	0-1	1-0	0-1	0-1	0-1	1-0	1-0	0-1	0-1	0-1	0-1	0-1	0-1	0-1	1-0	0-1	1-0	0-1	0-1
2	0-2	1-1	1-1	1-1	0-2	0-2	1-1	1-1	1-1	0-2	0-2	0-2	0-1	1-1	1-1	2-0	1-1	1-1	1-1	2-0
3	0-3	2-1	2-1	2-1	1-2	0-3	2-1	2-1	1-2	1-2	1-2	1-2	1-2	1-2	1-2	3-0	2-1	1-2	2-1	2-1
4	0-4	3-1	3-1	3-1	2-2	0-4	2-2	2-2	2-2	2-2	2-2	2-2	2-2	2-2	2-2	3-1	2-2	1-3	2-2	3-1
5	0-5	4-1	3-2	4-1	2-3	1-4	3-2	3-2	1-4	2-3	2-3	2-3	3-2	3-2	3-2	4-1	2-3	2-3	3-2	4-1
6	0-6	5-1	4-2	5-1	2-4	1-5	3-3	4-2	1-5	3-3	3-3	3-3	4-2	3-3	4-2	5-1	2-4	3-3	4-2	5-1
7	0-7	6-1	5-2	5-2	2-5	2-5	3-4	5-2	2-5	4-3	4-3	4-3	5-2	4-3	5-2	6-1	2-5	4-3	5-2	5-2
8	0-8	6-2	5-3	6-2	3-5	2-6	3-5	5-3	2-6	4-4	4-4	4-4	5-3	4-4	6-2	7-1	3-5	4-4	6-2	6-2
9	0-9	6-3	6-3	6-3	4-5	2-7	4-5	5-4	3-6	4-5	5-4	4-5	5-4	5-4	7-2	7-2	3-6	5-4	6-3	6-3
10	0-10	6-4	6-4	6-4	4-6	2-8	5-5	6-4	3-7	5-5	5-5	5-5	6-4	6-5	8-2	7-3	4-6	5-5	6-4	7-3
11	0-11	6-5	6-5	6-5	5-6	2-9	6-5	6-5	4-7	5-6	6-5	5-6	6-5	6-5	8-3	8-3	5-6	6-5	6-5	7-4
12	1-11	6-6	7-5	6-6	5-7	2-10	7-5	7-5	4-8	5-7	6-6	6-6	7-5	7-5	8-4	8-4	6-6	7-5	7-5	8-4
13	1-12	6-7	8-5	6-7	6-7	2-11	8-5	7-6	4-9	6-7	6-7	6-7	7-6	7-6	9-4	8-5	7-6	7-6	8-5	8-5
14	1-13	7-7	8-6	6-8	6-8	2-12	9-5	7-7	4-9	6-8	7-7	7-7	7-7	7-7	9-5	8-6	8-6	9-5	9-5	9-5
15	1-14	7-8	8-7	7-8	6-9	2-13	9-6	7-8	4-10	7-8	8-7	8-7	8-7	8-7	10-5	10-5	8-7	9-6	10-5	10-5
16	1-15	7-9	9-7	8-8	6-10	2-14	10-6	8-8	5-11	7-9	8-8	9-7	9-7	9-7	10-6	11-5	9-7	9-7	10-6	11-5
17	1-16	7-10	10-7	9-8	6-11	2-15	11-6	8-9	6-11	8-9	8-9	10-7	10-7	9-8	11-6	12-5	10-7	9-8	11-6	12-5
18	2-16	8-10	10-8	10-8	6-12	2-16	12-6	8-10	6-12	9-9	9-9	10-8	11-7	9-9	11-7	12-6	11-7	10-8	12-6	13-5
19	2-17	8-11	11-8	11-8	7-12	2-17	12-7	8-11	6-13	10-9	9-10	11-8	12-7	10-9	12-7	12-6	12-7	11-8	13-6	13-6
20	2-18	8-12	12-8	11-9	8-12	2-18	12-8	8-12	7-13	11-9	10-10	12-8	13-7	11-9	13-7	14-6	13-7	12-8	14-6	13-7
21	2-19	8-13	13-8	11-10	9-12	2-19	12-9	9-12	7-14	12-9	10-11	12-9	14-7	11-10	13-8	15-6	14-7	13-8	14-7	14-7
22	2-20	8-14	13-9	11-11	9-14	3-19	13-8	9-13	8-14	12-10	11-11	12-10	14-8	11-11	13-9	15-7	14-8	14-8	14-8	15-7
23	2-21	8-15	13-10	11-12	9-14	4-19	13-10	10-13	9-14	13-10	12-11	13-10	15-8	11-12	13-10	15-8	15-8	14-9	15-8	16-7
24	2-22	8-16	14-10	11-13	10-14	4-20	13-11	10-14	9-15	14-10	12-12	13-11	16-8	11-13	13-11	16-8	16-8	15-9	16-8	17-7
25	2-23	9-16	14-11	11-14	10-15	4-21	13-12	10-15	10-15	15-10	12-13	14-11	17-8	12-13	14-11	16-9	16-9	16-9	17-8	17-8
26	3-23	9-17	14-12	11-15	10-16	5-21	14-12	10-16	11-15	16-10	12-14	15-11	17-9	12-14	14-12	17-9	17-9	17-9	18-8	18-8
27	3-24	10-17	15-12	12-15	10-17	6-21	14-13	10-17	11-16	17-10	12-15	16-11	18-9	13-14	15-12	18-9	17-10	17-10	19-8	19-8
28	3-25	11-17	15-13	12-16	10-18	7-21	14-14	10-18	11-17	18-10	13-15	16-12	19-9	14-14	16-12	19-9	18-10	17-11	20-8	20-8
29	3-26	11-18	15-14	12-17	11-18	8-21	14-15	10-19	11-18	19-10	13-16	16-13	19-10	14-15	17-12	19-10	19-10	17-12	20-9	21-8
30	3-27	12-18	16-14	12-18	11-19	8-22	14-16	10-20	12-18	20-10	14-16	16-14	19-11	14-16	17-13	20-10	20-10	18-12	21-9	22-8
31	3-28	12-19	16-15	13-18	11-20	8-23	14-17	11-20	12-19	20-11	14-17	16-15	19-12	14-17	18-13	20-11	21-10	19-12	21-10	22-9
32	3-29	13-19	17-15	13-19	11-21	9-23	14-18	12-20	12-20	20-11	15-17	16-16	20-12	15-17	18-14	21-11	22-10	20-12	22-10	22-10
33	3-30	14-19	17-16	14-19	11-22	9-24	14-19	12-21	12-21	21-12	15-18	17-16	21-12	15-18	19-14	22-11	23-10	21-12	23-10	22-11
34	3-31	15-19	18-16	14-20	11-23	9-25	14-20	12-22	13-21	22-12	16-18	17-17	21-13	16-18	20-14	23-11	23-10	22-12	24-10	23-11
35	3-32	16-19	18-17	14-21	12-23	9-26	14-21	12-23	13-22	23-12	17-18	17-18	21-14	16-19	21-14	24-11	24-11	22-13	24-11	23-12
36	3-33	17-19	19-17	15-21	12-24	10-26	15-21	12-24	13-23	23-13	17-19	17-19	21-15	16-20	21-15	25-11	24-12	22-14	24-12	23-13
37	3-34	17-20	19-18	16-21	12-25	10-27	15-22	13-24	14-23	24-13	17-20	21-16	17-20	22-15	26-11	25-12	22-15	25-12	24-13	24-13
38	4-34	18-20	19-19	16-22	13-25	11-27	15-23	13-25	15-23	24-13	17-21	21-17	22-16	18-20	23-15	27-11	26-12	23-15	25-13	25-13
39	5-34	19-20	19-20	16-23	13-26	12-27	16-23	13-26	15-23	25-14	17-22	22-17	23-16	18-21	24-15	28-11	26-13	24-14	26-13	26-13
40	5-35	19-21	19-21	16-24	13-27	12-28	16-24	13-27	16-24	26-14	17-23	23-17	23-17	18-22	24-16	29-11	26-14	25-15	26-14	26-14
41	5-36	19-22	19-22	17-24	13-28	12-29	16-25	13-28	17-24	26-15	18-23	23-18	24-17	19-22	25-16	29-12	27-14	26-15	27-14	27-14
42	5-37	19-23	19-23	18-24	13-29	12-30	17-25	13-29	17-25	26-16	18-24	24-18	25-17	20-22	26-16	30-12	27-15	26-16	27-15	27-15
43	5-38	19-24	20-23	19-24	13-30	13-30	18-25	14-29	18-25	27-16	19-24	20-23	25-18	21-22	26-17	31-12	28-15	27-16	28-15	28-15
44	5-39	20-24	21-23	20-24	14-30	13-31	19-25	14-30	18-26	28-16	19-25	21-24	26-18	22-22	27-17	31-13	29-15	27-17	28-16	29-15
45	5-40	21-24	22-23	21-24	14-31	13-32	19-26	14-31	18-27	29-16	20-25	22-24	27-18	22-23	27-18	31-14	30-15	28-17	29-16	29-16
46	5-41	22-24	22-24	22-24	14-32	13-33	20-26	15-31	18-28	29-17	20-26	22-24	28-19	23-23	27-19	32-14	30-16	29-17	30-16	30-16
47	5-42	23-24	22-25	23-24	14-33	13-34	21-26	16-31	18-29	30-17	21-26	22-25	28-19	23-24	28-19	33-14	31-16	30-17	31-16	30-17
48	6-42	24-24	22-26	24-24	15-33	13-35	21-27	17-31	18-30	30-18	22-26	23-25	28-20	24-24	28-20	34-14	32-16	31-17	31-17	31-17
49	6-43	24-25	22-27	25-24	15-34	14-35	21-28	18-31	18-31	30-19	22-27	24-25	29-20	25-24	29-20	34-15	32-17	31-18	32-17	31-18
50	6-44	25-25	22-28	26-24	16-34	15-35	21-29	18-32	18-32	31-19	23-27	24-26	30-20	26-24	30-20	34-16	33-17	32-18	32-18	32-18
51	7-44	25-26	23-28	26-25	17-34	16-35	21-30	18-33	18-33	32-19	24-28	24-27	30-21	27-24	31-20	35-16	34-17	33-18	33-18	32-19
52	8-44	25-27	24-28	26-26	17-35	16-36	21-31	18-34	18-34	32-20	24-29	25-27	30-22	27-25	32-20	36-17	35-17	34-18	33-19	33-19
53	8-45	25-28	24-29	26-27	17-36	16-37	22-31	18-35	19-34	32-21	25-28	25-28	30-23	27-26	33-20	37-16	35-18	35-18	33-20	34-19
54	9-45	25-29	24-30	26-28	18-36	17-37	22-32	19-35	19-35	32-22	25-29	25-29	31-23	28-26	33-21	38-16	36-18	36-18	33-21	35-19
55	10-45	25-30	24-31	26-29	18-37	17-38	23-32	19-36	19-36	32-22	26-29	26-29	31-24	29-26	33-22	39-16	37-18	37-18	34-20	36-19
56	11-45	25-31	24-32	26-30	19-37	17-39	23-33	19-37	19-37	34-22	27-29	26-30	32-24	30-26	34-22	40-16	38-18	37-19	33-23	37-19
57	12-45	26-31	25-33	26-31	19-38	18-38	23-34	19-38	19-38	34-23	27-30	27-30	32-25	31-26	34-23	41-16	39-18	38-19	34-23	38-19
58	13-45	27-31	25-33	26-32	19-39	19-39	23-35	19-39	20-38	34-24	28-30	28-30	32-26	32-26	35-23	41-17	40-18	38-20	34-24	39-19
59	14-45	27-32	26-33	27-32	19-40	19-40	23-36	19-40	20-39	34-25	28-31	29-30	32-26	32-27	36-23	42-17	41-19	38-21	34-25	40-19
60	14-46	27-33	26-34	28-32	19-41	19-41	23-37	19-41	21-39	34-26	28-32	30-30	32-27	33-27	37-23	43-17	42-19	39-21	35-25	41-19
61	14-47	27																		

GAME-BY-GAME WON/LOST

94-95	95-96	96-97	97-98	98-99	99-00	00-01	01-02	02-03	03-04	04-05	05-06	06-07	07-08	08-09	09-10	10-11	11-12	12-13	13-14	14-15
W-L	W-L	W-L	W-L	W-L	W-L	W-L	W-L	W-L	W-L	W-L	W-L	W-L	W-L	W-L	W-L	W-L	W-L	W-L	W-L	W-L
1-0	1-0	1-0	0-1	1-0	0-1	1-0	0-1	0-1	1-0	1-0	1-0	1-0	1-0	1-0	0-1	0-1	0-1	1-0	0-1	0-1
1-1	1-1	2-0	1-1	2-0	1-1	2-0	0-2	0-2	1-1	2-0	2-0	2-0	1-1	2-0	1-1	0-2	0-2	1-1	0-2	0-2
2-1	2-1	2-1	1-2	3-0	1-2	3-0	1-2	1-2	2-1	3-0	2-1	3-0	2-1	3-0	1-2	1-2	1-2	1-2	0-3	1-2
2-2	3-1	2-2	1-3	4-0	2-2	4-0	1-3	1-3	3-1	4-0	3-1	4-0	2-2	4-0	1-3	2-2	1-3	1-3	0-4	1-3
2-3	4-1	3-2	2-3	5-0	3-2	5-0	1-4	1-4	3-2	4-1	3-2	4-1	3-2	5-0	2-3	2-3	2-3	2-3	0-5	2-3
2-4	4-2	4-2	2-4	6-0	3-3	5-1	2-4	2-4	4-2	5-1	4-2	5-1	4-2	5-1	2-4	3-3	3-3	2-4	0-6	2-4
3-4	5-2	5-2	3-4	6-1	4-3	5-2	2-5	2-5	4-3	6-1	4-3	6-1	5-2	6-1	3-4	4-3	4-3	3-4	0-7	3-4
4-4	6-2	6-2	4-4	7-1	5-3	6-2	3-5	3-5	4-4	6-2	4-4	7-1	6-2	6-2	3-5	5-3	5-3	4-4	0-8	3-5
4-5	7-2	7-2	5-4	8-1	5-4	7-2	3-6	3-6	5-4	6-3	4-5	8-1	7-2	6-3	4-5	6-3	6-3	4-5	1-8	3-6
5-5	8-2	8-2	5-5	9-1	6-4	7-3	4-6	4-6	5-5	7-3	4-6	9-1	7-3	6-4	4-6	7-3	6-4	4-6	1-9	4-6
6-5	9-2	9-2	5-6	9-2	7-4	8-3	4-7	4-7	6-5	7-4	4-7	10-1	7-4	7-4	5-6	7-4	7-4	5-6	1-10	4-7
7-5	10-2	10-2	6-6	10-2	7-5	9-3	4-8	5-7	6-6	7-5	5-7	11-1	8-4	8-4	6-6	8-4	8-4	6-6	1-11	5-7
8-5	10-3	11-2	7-6	11-2	7-6	10-3	5-8	6-7	7-6	8-5	6-7	12-1	9-4	8-5	7-6	8-5	8-4	7-6	1-12	5-8
9-5	10-4	12-2	8-6	11-3	8-6	11-3	5-9	7-7	8-6	8-6	8-6	12-2	10-4	9-5	7-7	9-5	7-7	8-6	1-13	5-9
9-6	11-4	13-2	9-6	12-3	8-7	12-3	6-9	8-7	9-6	8-7	6-9	12-3	10-5	9-6	8-7	10-5	10-5	8-7	1-14	5-10
10-6	12-4	14-2	10-6	13-3	9-7	13-3	6-10	9-7	10-6	8-8	6-10	13-3	11-5	10-6	9-7	11-5	10-6	9-7	2-14	5-11
10-7	12-5	15-2	11-6	13-4	10-7	13-4	6-11	9-8	10-7	8-9	7-10	13-4	12-5	11-6	10-7	12-5	10-7	9-8	2-15	5-12
11-7	12-6	16-2	11-7	14-4	11-7	14-4	7-11	10-8	11-7	8-10	7-11	14-4	13-5	11-7	11-7	13-5	11-7	9-9	3-15	5-13
11-8	13-6	17-2	12-7	15-4	12-7	15-4	8-11	11-8	11-8	8-11	8-11	15-4	13-6	12-7	11-8	14-5	12-7	9-10	4-15	5-14
12-8	14-6	17-3	12-8	16-4	13-7	16-4	9-11	12-8	11-9	9-11	8-12	15-5	13-7	12-8	12-8	15-5	12-8	10-10	4-16	5-15
12-8	14-7	18-3	13-8	17-4	14-7	16-5	10-11	12-9	12-9	9-12	9-12	16-5	13-8	13-8	12-9	15-6	12-9	11-10	4-17	5-16
14-8	15-7	18-4	13-9	18-4	15-7	16-6	10-12	12-10	12-10	10-12	10-12	17-5	13-9	13-9	13-9	16-6	13-9	12-10	4-18	5-16
15-8	16-7	19-4	14-9	19-4	15-8	17-6	11-12	12-11	13-10	10-13	10-13	17-6	13-10	14-9	14-9	16-7	13-10	13-10	4-19	6-17
16-8	16-8	20-4	15-9	19-5	16-8	17-7	12-13	12-12	13-11	10-14	11-13	18-6	13-11	15-9	14-10	17-7	13-11	13-11	5-19	6-18
16-8	17-8	20-5	15-9	19-6	16-9	17-8	12-13	13-12	13-12	10-15	11-14	18-7	14-11	15-10	15-10	17-8	13-12	13-12	6-19	6-19
18-8	17-9	20-6	16-10	20-6	16-10	18-8	12-14	14-12	14-12	11-15	11-15	19-7	14-12	15-11	15-11	18-8	14-12	14-12	7-19	7-19
18-8	18-9	21-6	17-10	21-6	17-10	19-8	12-15	15-12	14-13	11-16	11-16	19-8	14-13	16-11	16-11	18-9	14-13	14-13	8-19	8-19
19-9	19-9	22-6	17-11	21-7	18-10	20-8	13-15	15-13	15-13	11-17	12-16	20-8	15-13	17-11	16-12	19-9	14-14	14-14	7-21	9-20
20-9	20-9	22-7	18-11	21-8	19-10	20-9	14-15	16-13	16-13	11-18	13-16	21-8	15-14	17-12	16-13	20-9	15-14	15-14	7-22	9-20
20-10	21-9	22-8	19-11	22-8	20-10	20-10	15-15	17-13	16-14	11-19	14-16	21-9	16-14	17-13	17-13	21-9	15-15	15-15	8-22	10-20
21-10	21-10	23-8	20-11	23-8	21-10	20-11	16-15	18-13	17-14	11-20	15-16	22-9	16-15	18-13	18-13	21-10	15-16	15-16	8-23	10-21
22-10	21-11	23-9	21-11	24-8	22-10	20-12	16-16	19-13	17-15	11-21	16-16	23-9	16-16	18-14	18-14	22-10	15-17	15-17	9-23	11-21
23-10	22-11	23-10	22-11	25-8	22-11	20-13	17-16	19-14	17-16	11-22	16-17	23-10	17-16	19-14	18-15	22-11	15-18	16-17	9-24	11-22
24-10	22-12	23-11	23-11	26-8	23-11	21-13	18-16	20-14	18-16	11-23	17-17	24-10	18-16	19-15	18-16	23-11	16-18	17-17	10-24	12-22
25-10	22-13	23-12	24-11	27-8	24-11	22-13	19-16	21-14	18-17	11-24	18-17	24-11	18-17	20-15	19-16	24-11	17-18	17-18	11-24	12-23
26-10	23-13	24-12	24-12	28-8	24-12	23-13	19-17	21-15	19-17	12-24	19-17	24-12	19-17	21-15	19-17	24-12	17-19	18-18	11-25	13-23
27-10	24-13	25-12	25-12	29-8	25-12	24-13	20-17	22-15	20-17	13-24	19-18	24-13	20-17	22-15	20-17	24-13	18-19	19-18	12-25	13-24
28-10	25-13	26-12	26-12	30-8	26-12	24-14	21-17	23-15	21-17	13-25	19-19	24-14	21-17	23-15	21-17	25-13	19-19	19-19	12-26	13-25
29-10	26-13	26-13	27-12	31-8	27-12	25-14	21-18	24-15	21-18	13-26	20-19	25-14	22-17	23-16	22-17	26-13	20-20	20-20	13-26	13-26
30-10	26-14	27-13	27-13	32-8	27-13	26-14	21-19	25-15	21-19	14-26	20-20	26-14	22-18	24-16	23-17	27-13	19-21	21-19	13-27	14-26
31-10	27-14	28-13	28-13	32-9	27-14	27-14	22-19	25-16	21-20	14-27	20-21	27-14	23-18	24-17	23-18	27-14	20-21	22-19	14-27	14-27
32-10	28-14	29-13	28-14	32-10	27-15	27-15	22-20	25-17	21-21	14-28	21-21	28-14	24-18	25-17	24-18	27-15	20-22	23-19	14-28	14-28
33-10	29-14	30-13	29-14	33-10	27-16	28-15	22-21	25-18	21-22	15-28	21-22	28-15	25-18	25-18	25-18	27-16	21-22	23-20	14-29	15-28
34-10	30-14	31-13	30-14	34-10	27-17	29-15	22-22	26-18	22-22	15-29	21-23	29-15	26-18	25-19	26-18	27-17	22-22	24-20	15-29	16-28
34-11	30-15	31-14	30-15	34-11	27-18	30-15	23-22	27-18	23-22	15-30	21-24	29-16	27-18	25-20	27-18	27-18	23-22	24-21	16-29	16-29
34-12	31-15	32-14	31-15	34-12	28-18	31-15	24-22	28-18	24-22	15-31	22-24	29-17	28-19	25-21	28-19	27-19	24-22	25-21	16-30	16-30
35-12	32-15	33-14	32-15	35-12	29-18	32-15	25-22	28-19	24-23	16-31	23-24	30-17	29-18	26-21	29-18	28-19	25-22	26-21	16-31	17-30
35-13	32-16	34-14	33-15	36-12	29-19	32-16	26-23	28-20	24-24	16-32	23-25	31-17	30-18	26-22	30-18	28-20	26-22	26-22	16-32	17-31
35-14	33-16	35-14	34-15	36-13	30-19	33-16	26-24	29-20	24-25	16-33	24-25	32-17	31-18	27-22	31-18	29-20	26-23	27-22	16-33	17-32
36-14	34-16	36-14	35-15	37-13	31-19	34-16	26-24	30-20	24-26	17-33	25-25	32-17	32-18	28-22	32-18	29-21	27-23	28-22	17-33	17-33
37-14	35-16	37-14	36-15	---	32-19	35-16	27-24	30-21	25-26	17-34	25-26	34-17	32-19	29-22	32-19	30-21	27-24	28-23	18-33	18-33
37-15	36-16	38-14	37-15	---	33-19	36-16	28-24	31-21	26-26	17-35	25-27	35-17	33-19	29-23	33-19	30-22	27-25	28-24	19-33	19-33
38-15	36-17	38-15	37-16	---	34-19	37-16	29-24	32-21	26-27	17-36	25-28	35-18	34-19	30-23	34-19	31-22	27-26	29-24	19-34	19-34
38-16	37-17	39-15	38-16	---	34-20	37-17	30-24	32-22	26-28	17-37	26-28	36-18	35-19	31-23	35-19	31-23	28-26	30-24	19-35	20-34
39-16	38-17	40-15	39-16	---	35-20	38-17	31-24	33-22	26-29	18-37	26-29	37-18	36-20	32-23	36-19	31-24	28-27	31-24	19-36	21-34
40-16	39-17	40-16	40-16	---	36-20	39-17	31-25	33-23	27-29	19-37	27-29	37-19	36-20	33-23	36-20	31-25	29-27	31-25	20-36	21-35
41-16	40-17	41-16	41-16	---	37-20	39-18	32-25	33-24	27-30	20-37	27-30	38-19	36-21	34-23	37-20	31-26	29-28	31-26	21-36	22-35
42-16	41-17	42-16	42-16	---	38-20	40-18	32-26	33-25	28-30	20-38	28-30	39-19	37-21	35-23	37-21	31-27	30-28	31-27	21-37	23-35
43-16	42-17	43-16	43-16	---	39-20	41-18	33-26	34-25	29-30	20-39	28-31	40-19	37-22	36-23	38-21	32-27	31-28	32-27	21-38	24-35
44-16	43-17	44-16	44-16	---	40-20	42-18	34-26	35-25	30-30	20-40	29-31	41-19	38-22	37-2						

LONGEST WINNING/LOSING STREAKS

WINNING STREAKS

SEASON	OVERALL	HOME	ROAD
1974-75	6	6	1 (3)
1975-76	6	5	3 (2)
1976-77	7	8	3
1977-78	10	8	3
1978-79	2 (7)	5	1 (4)
1979-80	4	4	2
1980-81	6	4	3
1981-82	4	4 (2)	2
1982-83	3	3 (4)	1 (9)
1983-84	8	8	6
1984-85	3 (2)	7	4
1985-86	5	6	4
1986-87	7	7 (2)	3 (3)
1987-88	5 (2)	9	4
1988-89	7 (2)	12	3
1989-90	9	19	4
1990-91	6 (2)	10 (2)	4
1991-92	7	17	3 (3)
1992-93	6	13	5
1993-94	10	10	4
1994-95	14	9	15
1995-96	7	19	4
1996-97	15 (2)	13 (2)	8
1997-98	11	12	9
1998-99	11	10	5
1999-00	9	9	6
2000-01	6	7	7
2001-02	6	5 (2)	6
2002-03	6 (2)	7 (2)	3 (2)
2003-04	4 (2)	6	2 (3)
2004-05	4	2 (5)	3
2005-06	5 (2)	5	3 (2)
2006-07	8	7 (2)	4 (2)
2007-08	10	19	5
2008-09	12	15	4
2009-10	9	10 (2)	7
2010-11	7	5	6
2011-12	6	7	2 (3)
2012-13	5	8	3
2013-14	3	4	2
2014-15	6	5	3
HIGH	15 (2)	19 (3)	15

LOSING STREAKS

SEASON	OVERALL	HOME	ROAD
1974-75	11 (2)	5 (2)	28
1975-76	6 (3)	7	6
1976-77	8	4	11
1977-78	8	4	9
1978-79	6 (2)	3 (2)	12
1979-80	14	6 (2)	11
1980-81	9	5	18
1981-82	18	12	17
1982-83	9	4	8 (2)
1983-84	5	2 (2)	7
1984-85	5	4	6
1985-86	5 (2)	1 (14)	8
1986-87	4	2	7
1987-88	4	2	6
1988-89	4	1 (7)	4 (2)
1989-90	2 (8)	2	4
1990-91	4	1 (5)	4
1991-92	3 (3)	1 (4)	7
1992-93	5	4	5
1993-94	5	2	8
1994-95	3	3	4
1995-96	4	3 (2)	3
1996-97	4	1 (3)	8
1997-98	2 (2)	1 (5)	3
1998-99	2 (4)	1 (3)	2 (4)
1999-00	6	3	3
2000-01	5	4	3
2001-02	4	3	4
2002-03	4	3	4
2003-04	5	4	5
2004-05	9 (2)	3 (3)	8
2005-06	5	4	4
2006-07	5	3	6
2007-08	6	1 (4)	7
2008-09	4	2 (2)	5
2009-10	3	2 (2)	3
2010-11	8	7	6 (2)
2011-12	4	2	6
2012-13	4 (2)	3	9
2013-14	8	4	9
2014-15	9	6	6
HIGH	18	12	28

LONGEST WINNING STREAKS

GAMES

DATES

SNAPPED

15	11/13/96 - 12/10/96	12/12/96 vs. Phoenix (L, 87-95)
15	3/12/97 - 4/11/97	4/13/97 @ L.A. Lakers (L, 98-100)
14	1/7/95 - 2/1/95	2/2/95 @ Houston (L, 101-121)
12	2/11/09 - 3/11/09	3/11/09 @ Atlanta (L, 93-100)
11	2/26/98 - 3/16/98	3/18/98 @ Charlotte (L, 85-111)
11	4/1/99 - 4/18/99	4/20/99 vs. San Antonio (L, 69-83)
10	1/14/78 - 2/1/78	2/7/78 @ Cleveland (L, 99-122)
10	2/19/94 - 3/8/94	3/9/94 @ Portland (L, 99-122)
10	1/18/08 - 2/6/08	2/8/08 @ Sacramento (L, 104-117)

LONGEST HOME WINNING STREAKS

GAMES

DATES

SNAPPED

19	12/13/89 - 3/3/90	3/13/90 vs. Phoenix (L, 106-114)
19	1/19/96 - 3/29/96	4/2/96 vs. Seattle (L, 91-100)
19	12/29/07 - 3/17/08	3/20/08 vs. L.A. Lakers (L, 95-106)
17	11/9/91 - 1/22/92	1/27/92 vs. New York (L, 80-97)
15	1/30/09 - 3/30/09	4/3/09 vs. Minnesota (L, 102-103)
13	12/1/92 - 1/22/93	1/24/93 vs. Portland (L, 113-124)
13	12/14/96 - 2/20/97	2/23/97 vs. Seattle (L, 87-89 OT)
13	2/25/97 - 4/19/97	regular season ended

LONGEST ROAD WINNING STREAKS

GAMES	DATES	SNAPPED
15	11/27/94 - 1/26/95	2/2/95 @ Houston (L, 101-121)
9	2/14/98 - 3/16/98	3/18/98 @ Charlotte (L, 85-111)
8	3/12/97 - 4/6/97	4/13/97 @ L.A. Lakers (L, 98-100)
7	1/6/01 - 2/23/01	2/25/01 @ Phoenix (L, 80-90)
7	1/20/10 - 2/21/10	2/26/10 @ Sacramento (L, 99-103)
6	11/30/83 - 12/28/83	12/30/83 @ Denver (L, 130-135)
6	3/1/00 - 3/16/00	3/17/00 @ Philadelphia (L, 97-99)
6	2/12/02 - 2/20/02	2/26/02 @ Sacramento (L, 81-107)
6	11/9/10 - 11/28/10	12/11/10 @ Dallas (L, 97-103)

LONGEST LOSING STREAKS

GAMES	DATES	SNAPPED
18	2/24/82 - 3/29/82	4/2/82 vs. Kansas City (W, 127-118)
14	10/27/79 - 11/27/79	11/30/79 @ Golden State (W, 112-104)
11	10/17/74 - 11/8/74	11/10/74 vs. Portland (W, 102-101)
11	12/13/74 - 1/7/75	1/10/75 vs. Houston (W, 111-108)
9	12/6/80 - 12/20/80	12/23/80 @ Dallas (W, 101-96)
9	1/22/83 - 2/10/83	2/16/83 vs. San Antonio (W, 112-101)
9	12/22/04 - 1/8/05	1/10/05 vs. San Antonio (W, 97-96)
9	3/4/05 - 3/19/05	3/22/05 vs. L.A. Lakers (W, 115-107)
9	11/21/14 - 12/8/14	12/9/14 San Antonio (W, 100-96)

LONGEST HOME LOSING STREAKS

GAMES	DATES	SNAPPED
12	2/15/82 - 3/29/82	4/2/82 vs. Kansas City (W, 127-118)
7	11/7/75 - 12/14/75	12/17/75 vs. Washington (W, 105-88)
7	2/2/11 - 3/3/11	3/5/11 vs. Sacramento (W, 109-102 OT)
6	11/1/79 - 11/27/79	12/1/79 vs. Seattle (W, 97-95)
6	2/7/80 - 3/4/80	3/6/80 vs. Portland (W, 117-110)
6	11/22/14 - 12/5/14	12/9/14 San Antonio (W, 100-96)
5	10/24/74 - 11/8/74	11/10/74 vs. Portland (W, 102-101)
5	1/19/75 - 1/31/75	2/2/75 vs. New York (W, 118-114)
5	12/6/80 - 12/26/80	12/30/80 vs. L.A. Lakers (W, 110-100)

LONGEST ROAD LOSING STREAKS

GAMES	DATES	SNAPPED
28	10/17/74 - 2/7/75	2/8/75 @ Atlanta (W, 106-102)
18	1/18/81 - 3/29/81	regular season ended
17	11/21/81 - 2/6/82	2/10/82 @ Denver (W, 151-148)
12	11/12/78 - 12/23/78	12/26/78 @ L.A. Lakers (W, 125-123)
11	10/12/79 - 11/21/79	11/30/79 @ Golden State (W, 112-104)
11	1/7/77 - 2/2/77	2/3/77 @ Golden State (W, 105-99)

Most consecutive wins to start a season	6	1998-99
Most wins with one loss to start a season	12	2006-07
Most consecutive home wins to start a season	8	1998-99
Most consecutive road wins to start a season	5	1992-93
Most consecutive losses to start a season	11	1974-75
Most consecutive home losses to start a season	5	1974-75
Most consecutive road losses to start a season	28	1974-75

POINT DIFFERENTIALS

RECORDS

	74-75	75-76	76-77	77-78	78-79	79-80	80-81	81-82	82-83	83-84	84-85	85-86	86-87	87-88	88-89	89-90	90-91	91-92	92-93	93-94
PTS.	W-L	W-L	W-L	W-L	W-L	W-L	W-L	W-L	W-L	W-L	W-L	W-L	W-L	W-L	W-L	W-L	W-L	W-L	W-L	W-L
1	1-0	2-2	1-0	4-3	0-1	1-2	0-2	0-1	0-2	1-1	2-2	3-1	2-3	5-1	1-4	3-2	2-1	3-3	2-0	4-1
2	3-5	2-3	1-1	5-4	6-2	4-3	6-2	2-5	2-2	6-4	3-2	3-2	3-0	1-4	3-2	2-0	3-1	4-2	2-2	2-2
3	4-1	3-2	2-0	5-5	0-4	1-1	5-2	1-1	0-3	2-1	4-1	5-2	5-0	1-4	2-1	3-1	3-1	2-1	1-2	3-3
4	5-5	2-4	2-4	1-1	3-2	1-3	3-3	1-4	3-1	5-2	2-4	3-3	5-2	1-1	3-2	3-3	1-1	1-2	2-3	5-4
5	0-3	2-4	3-4	1-2	3-1	3-5	1-1	3-2	4-1	4-2	2-2	0-1	1-4	3-5	1-1	0-1	2-1	5-3	3-1	1-3
6	1-1	4-0	3-2	3-0	3-5	1-2	1-4	2-1	2-5	2-5	5-2	0-1	4-4	2-3	1-0	1-1	5-2	6-1	2-0	2-1
7	2-1	2-1	0-3	3-2	0-4	3-4	2-6	2-4	4-5	2-0	1-4	2-6	3-1	4-1	2-4	3-0	1-0	0-1	1-4	5-2
8	0-1	3-5	1-2	2-1	2-2	2-3	3-3	2-4	2-5	1-2	2-2	6-3	3-2	1-3	1-2	4-3	7-1	1-2	4-0	1-0
9	2-5	2-2	5-1	2-3	2-3	-	-	4-2	4-0	3-4	1-3	0-3	2-1	1-0	1-0	1-1	2-3	2-3	5-3	0-4
10	0-4	1-2	3-3	0-2	0-3	1-3	2-2	0-2	1-3	2-2	1-2	2-2	0-2	2-2	0-1	4-1	2-3	-	0-3	4-0
11	1-1	2-2	2-3	3-2	2-4	1-1	0-2	1-5	1-0	1-2	3-2	3-0	1-2	1-3	0-2	1-2	7-0	2-2	3-3	4-0
12	2-3	2-0	2-4	0-1	1-4	0-5	0-4	0-3	1-1	0-1	3-1	1-1	-	2-1	2-1	1-2	1-2	0-1	2-1	1-0
13	0-6	2-1	1-1	0-3	0-2	0-2	1-2	0-2	0-4	1-3	2-2	0-3	2-4	2-0	2-0	6-2	0-1	1-0	2-2	1-0
14	0-2	0-7	1-2	-	-	1-0	0-2	0-5	1-4	2-3	1-0	1-1	0-5	1-1	6-0	7-1	2-1	2-0	2-2	4-0
15	0-2	2-2	0-2	1-3	0-1	0-3	1-4	4-2	1-3	2-1	1-4	2-3	3-1	2-0	4-0	2-0	3-2	2-2	1-2	2-2
16	0-3	1-1	1-3	1-2	1-2	1-6	1-1	2-3	0-3	1-0	0-1	1-0	1-2	-	4-2	2-1	1-0	2-0	3-0	3-2
17	1-0	1-1	1-2	3-0	0-2	1-3	-	0-1	0-2	1-0	0-1	1-0	2-0	3-0	1-1	1-1	1-0	1-1	2-2	1-1
18	1-2	2-1	3-1	0-1	0-1	1-2	0-1	0-2	-	2-1	2-0	3-0	1-1	2-0	0-1	-	2-1	1-0	1-2	1-1
19	-	0-1	0-1	1-1	0-4	1-1	0-2	0-1	1-0	1-0	2-1	1-1	-	1-1	3-1	2-0	0-1	3-1	2-0	-
20	0-1	-	0-1	-	0-1	0-3	0-2	1-0	0-1	1-0	0-2	0-1	1-0	1-0	1-2	1-0	0-3	2-1	1-0	2-0
21	0-3	-	1-1	2-0	1-0	-	0-1	0-1	-	1-0	-	1-1	0-1	2-0	0-2	-	2-0	1-0	1-1	0-1
22	0-1	2-1	0-1	0-2	2-0	0-3	1-0	-	2-1	1-1	-	-	-	1-1	3-0	1-1	3-0	2-0	-	1-1
23	0-1	0-1	1-1	1-2	-	-	-	-	0-1	1-1	-	-	2-1	2-2	1-0	2-0	1-2	2-0	-	0-1
24	0-1	0-1	-	-	0-3	0-1	-	-	0-1	-	-	0-1	-	1-1	3-0	0-1	-	1-0	2-0	1-0
25	-	1-0	0-1	1-1	-	0-1	0-3	0-1	-	1-0	1-1	1-0	0-1	1-0	-	0-1	0-1	2-0	-	-
26	0-2	-	-	-	0-1	-	1-0	0-1	-	-	1-0	-	0-1	-	3-1	1-0	-	-	2-1	-
27	0-1	-	0-1	-	-	-	0-1	-	-	1-0	-	1-0	1-0	-	-	-	1-0	3-0	0-1	1-0
28	-	-	0-1	-	0-2	-	0-1	-	0-1	-	0-1	-	-	-	1-0	-	-	1-0	-	1-0
29	-	-	1-0	-	-	-	-	0-1	1-0	-	1-0	0-1	-	1-0	-	0-1	1-0	-	-	1-0
30	-	-	-	-	-	1-0	0-1	-	-	-	-	-	1-0	-	-	-	-	-	1-0	1-0
31	-	-	-	-	-	-	-	0-1	0-1	0-1	-	-	-	1-1	-	1-0	-	-	-	-
32	0-2	-	-	-	-	-	-	-	-	-	0-1	-	-	1-0	-	0-1	-	1-1	-	-
33	0-1	-	-	-	-	-	0-1	-	-	-	-	-	-	-	-	1-0	-	-	-	-
34	-	-	0-1	0-1	0-1	-	0-1	-	0-1	-	-	0-1	-	1-0	1-0	-	1-0	-	-	-
35	-	-	-	-	-	-	-	-	-	-	-	-	-	-	-	-	-	1-0	-	1-0
36	-	-	-	-	-	-	-	0-1	-	-	-	-	1-0	-	-	-	-	-	-	-
37	-	-	-	-	-	-	-	-	-	-	-	-	-	-	1-0	1-0	-	-	-	-
38	-	-	-	-	-	-	-	-	0-1	-	1-0	-	-	-	-	-	-	1-0	-	-
39	-	-	-	-	-	-	-	-	-	-	-	-	-	-	0-1	-	-	-	-	-
40	-	-	-	-	-	-	-	-	-	-	-	2-0	-	-	-	-	-	-	-	-
41	-	-	-	-	-	0-1	-	-	-	-	-	-	-	-	-	-	-	-	-	-
42	0-1	-	-	-	-	-	-	0-1	-	-	-	-	-	-	-	-	-	-	-	-
43	-	-	-	0-1	-	-	-	-	-	-	-	-	-	-	-	-	-	-	-	-
44	-	-	-	-	-	-	-	-	-	-	-	-	-	-	-	-	-	-	-	-
45	-	-	-	-	-	-	-	-	-	-	-	-	-	-	-	-	-	-	-	-
46	-	-	-	-	-	-	-	-	-	-	-	0-2	-	-	-	-	-	-	-	-
48	-	-	-	-	-	-	-	-	-	-	-	-	-	-	-	1-0	-	-	-	-
56	-	-	-	-	0-1	-	-	-	-	-	-	-	-	-	-	-	-	-	-	-
TOTAL	23-59	38-44	35-47	39-43	26-56	24-58	28-54	25-57	30-52	45-37	41-41	42-40	44-38	47-35	51-31	55-27	54-28	55-27	47-35	53-29

POINT DIFFERENTIALS

95-96	96-97	97-98	98-99	99-00	00-01	01-02	02-03	03-04	04-05	05-06	06-07	07-08	08-09	09-10	10-11	11-12	12-13	13-14	14-15	TOTAL
W-L	W-L	W-L	W-L	W-L	W-L	W-L	W-L	W-L	W-L	W-L	W-L	W-L	W-L	W-L	W-L	W-L	W-L	W-L	W-L	W-L
0-2	2-0	1-0	2-1	1-1	0-1	2-2	1-1	1-0	2-4	1-0	2-4	-	0-2	2-1	2-2	3-1	0-3	1-0	1-3	62-1
2-1	0-2	5-4	0-1	2-5	5-1	2-2	1-5	2-1	4-4	3-1	4-2	2-2	0-1	1-2	3-2	2-3	3-2	1-1	3-4	109-95
3-3	1-3	3-0	1-2	4-2	0-2	2-3	4-2	3-0	0-2	3-1	4-4	2-1	1-0	2-0	1-0	2-2	2-2	3-3	1-3	98-73
1-3	5-0	1-3	-	3-1	3-1	3-3	1-0	1-3	0-1	3-2	3-1	3-1	3-2	2-4	3-2	3-1	4-1	2-2	2-3	98-91
1-3	8-1	2-2	3-1	3-2	3-2	1-0	5-2	6-2	2-0	3-2	3-1	0-3	5-2	1-3	4-4	1-3	1-2	2-1	2-5	102-88
0-1	2-3	5-0	0-1	3-0	7-2	0-3	1-1	2-3	0-3	4-4	4-0	3-3	2-2	-	3-1	3-3	3-2	4-1	5-2	103-75
3-3	5-2	5-2	3-0	1-2	2-4	4-6	1-4	4-5	2-7	-	1-2	0-1	5-2	3-2	2-5	3-1	8-3	1-4	4-1	102-112
1-1	3-1	4-1	4-1	3-3	2-5	4-3	3-2	4-2	2-2	6-4	2-2	3-3	3-5	4-2	2-1	1-0	0-2	1-2	0-2	103-94
7-2	2-1	6-1	2-1	4-2	0-2	5-2	2-1	4-2	1-2	1-4	2-4	4-0	3-3	6-1	3-2	3-2	3-1	1-4	2-3	103-83
4-2	1-2	2-1	0-1	4-1	1-1	1-0	3-0	0-1	2-5	3-1	9-0	4-3	1-2	2-4	2-0	4-1	3-2	1-5	2-1	79-75
2-1	2-0	2-1	5-0	3-0	5-2	2-3	3-3	2-2	3-2	3-1	1-2	4-4	2-1	4-1	3-5	0-2	2-5	1-6	1-3	91-82
3-1	3-0	2-1	-	1-0	4-0	4-0	2-1	2-2	0-2	1-2	1-1	0-2	2-1	1-0	3-4	3-1	2-1	2-2	3-1	64-58
1-0	5-1	2-0	3-0	3-2	2-2	2-0	3-1	3-3	1-2	3-0	1-2	0-1	3-2	4-1	1-1	1-1	2-2	0-1	0-1	67-64
3-2	1-2	1-0	3-2	2-0	2-0	2-1	0-1	3-3	0-3	2-3	1-1	2-2	2-1	1-2	-	1-2	2-0	0-1	1-1	61-63
3-0	3-0	4-0	2-1	3-1	5-1	2-0	1-1	-	1-1	1-2	2-0	-	1-0	0-1	1-1	1-2	2-1	1-4	0-3	67-58
3-1	2-0	2-0	2-0	3-0	1-0	2-0	1-0	0-2	1-2	0-2	1-0	1-0	1-0	3-1	0-2	0-1	2-2	0-2	1-2	53-50
4-0	3-0	3-2	2-0	1-1	1-0	1-0	2-1	2-0	0-4	1-0	-	2-0	4-1	1-2	1-1	0-1	0-1	1-1	3-0	56-33
1-0	-	4-0	1-0	2-0	1-1	1-2	2-0	0-1	1-2	0-2	1-0	2-0	1-1	1-0	1-2	0-1	0-1	0-1	2-2	44-35
-	-	1-0	-	1-0	2-0	-	-	1-0	0-3	0-1	1-0	3-0	2-0	1-1	0-1	1-0	1-1	0-1	0-1	35-26
1-0	1-0	1-0	-	2-1	2-0	0-1	1-2	-	0-1	1-1	-	1-1	1-2	1-0	-	-	0-2	0-3	1-1	24-34
1-0	2-0	-	1-0	3-0	-	1-1	3-1	1-4	-	1-0	-	3-0	1-2	1-0	2-1	3-0	-	2-0	-	38-22
1-0	2-0	1-1	-	1-0	1-1	0-1	1-1	1-1	2-1	0-1	3-0	4-0	1-0	3-0	2-2	-	1-0	0-2	1-0	47-24
5-0	1-0	-	1-0	0-1	0-1	-	1-0	0-1	0-1	-	0-1	1-0	-	3-0	0-1	-	0-1	1-1	0-1	26-26
4-0	2-0	-	-	-	-	1-1	1-1	-	1-0	1-1	1-1	3-0	-	2-1	0-1	-	-	0-2	-	24-18
-	-	-	-	0-1	-	-	0-1	0-1	0-1	0-1	1-0	-	0-1	-	-	0-1	-	-	-	11-18
1-1	2-0	0-1	0-1	-	1-0	0-1	0-1	-	1-0	-	2-0	1-0	2-0	1-0	-	0-1	-	0-2	0-1	21-16
-	1-0	2-0	1-0	1-0	-	-	0-1	0-1	-	-	-	3-0	1-0	1-0	-	-	-	0-1	1-0	20-7
-	-	-	-	-	-	-	-	-	-	-	0-1	1-0	1-0	-	-	-	-	0-1	1-0	6-8
-	-	2-0	-	-	-	-	2-0	-	-	-	-	1-1	0-1	1-0	0-2	1-0	0-1	-	-	13-8
-	-	-	1-0	-	-	0-1	0-1	-	-	0-1	0-1	-	-	-	-	-	1-0	-	-	7-5
-	3-0	-	-	-	1-0	-	1-0	-	-	-	-	-	-	-	-	-	-	-	-	7-4
-	-	-	-	-	-	0-1	1-0	-	-	0-1	0-1	-	-	-	-	-	1-0	0-1	-	5-9
-	1-0	1-0	-	-	-	0-1	-	-	0-1	0-1	-	-	-	1-0	-	-	-	0-1	-	4-6
-	-	-	-	-	-	-	-	-	-	-	-	-	-	-	-	-	-	-	-	3-6
-	-	-	-	-	-	-	-	-	-	-	-	-	-	-	-	-	-	-	1-0	4-0
-	-	-	-	-	-	-	-	-	-	0-1	-	-	-	-	-	-	-	-	-	1-2
-	-	-	-	1-0	-	-	-	-	-	-	1-0	-	-	-	-	-	-	-	-	4-0
-	1-0	-	-	-	1-0	-	-	-	-	0-1	-	-	-	-	-	-	-	0-1	-	4-3
-	-	-	-	-	-	1-0	-	-	-	-	-	-	-	-	-	-	-	-	-	1-1
-	-	-	-	-	-	-	-	-	-	-	-	-	-	-	-	-	-	-	-	2-0
-	-	-	-	-	-	-	-	-	-	-	-	-	-	-	-	-	-	-	-	1-1
-	-	-	-	-	-	-	-	-	-	-	-	1-0	-	-	-	-	-	-	-	2-2
-	-	-	-	-	-	-	-	-	-	-	-	-	-	-	-	-	-	-	-	0-1
-	-	-	-	-	-	1-0	-	-	-	-	-	-	-	-	-	-	-	-	-	1-0
-	-	-	-	-	1-0	-	-	-	-	-	-	-	-	-	-	-	0-1	-	-	1-1
-	-	-	-	0-1	-	-	-	-	-	-	-	-	-	-	-	-	-	-	-	0-3
-	-	-	-	-	-	-	-	-	-	-	-	-	-	-	-	-	-	-	-	1-0
-	-	-	-	-	-	-	-	-	-	-	-	-	-	-	-	-	-	-	-	0-1

55-27	64-18	62-20	37-13	55-27	53-29	44-38	47-35	42-40	26-56	41-41	51-31	54-28	48-34	53-29	39-43	36-30	43-39	25-57	38-44	1775-1539
-------	-------	-------	-------	-------	-------	-------	-------	-------	-------	-------	-------	-------	-------	-------	-------	-------	-------	-------	-------	-----------

RECORDS

RECORD AT ALL-STAR BREAK

RECORDS

SEASON	RECORD AT BREAK		RECORD AFTER BREAK		FINAL RECORD	
	W/L	PCT.	W/L	PCT.	W/L	PCT.
1974-75	4-34	.105	19-25	.432	23-59	.280
1975-76	22-24	.478	16-20	.444	38-44	.463
1976-77	24-30	.444	11-17	.393	35-47	.427
1977-78	26-24	.520	13-19	.406	39-43	.476
1978-79	17-36	.321	9-20	.310	26-56	.317
1979-80	18-37	.327	6-21	.222	24-58	.293
1980-81	23-32	.418	5-22	.185	28-54	.341
1981-82	13-29	.310	12-28	.300	25-57	.305
1982-83	18-34	.346	12-18	.400	30-52	.366
1983-84	27-16	.628	18-21	.462	45-37	.549
1984-85	23-27	.460	18-14	.563	41-41	.500
1985-86	25-27	.481	17-13	.567	42-40	.512
1986-87	28-18	.609	16-20	.444	44-38	.537
1987-88	22-22	.500	25-13	.658	47-35	.573
1988-89	28-20	.583	23-11	.676	51-31	.622
1989-90	33-14	.702	22-13	.629	55-27	.671
1990-91	31-16	.660	23-12	.657	54-28	.659
1991-92	31-18	.633	24-9	.727	55-27	.671
1992-93	33-18	.647	14-17	.452	47-35	.573
1993-94	31-18	.633	22-11	.667	53-29	.646
1994-95	35-13	.729	25-9	.735	60-22	.732
1995-96	32-16	.667	23-11	.676	55-27	.671
1996-97	33-14	.702	31-4	.886*	64-18	.780
1997-98	31-15	.674	31-5	.861	62-20	.756
1998-99			No All-Star Game played		37-13	.740
1999-00	29-18	.617	26-9	.743	55-27	.671
2000-01	32-15	.681	21-14	.600	53-29	.646
2001-02	25-24	.510	19-14	.576	44-38	.537
2002-03	29-20	.592	18-15	.545	47-35	.573
2003-04	26-27	.491	16-13	.552	42-40	.512
2004-05	17-35	.327	9-21	.300	26-56	.317
2005-06	25-27	.481	16-14	.533	41-41	.500
2006-07	35-17	.673	16-14	.533	51-31	.622
2007-08	34-19	.642	20-9	.690	54-28	.659
2008-09	30-23	.566	18-11	.621	48-34	.585
2009-10	32-19	.627	21-10	.677	53-29	.646
2010-11	31-26	.544	8-17	.320	39-43	.476
2011-12	15-17	.469	21-13	.618	36-30	.545
2012-13	30-24	.556	13-15	.464	43-39	.524
2013-14	19-33	.365	6-24	.200	25-57	.305
2014-15	19-34	.358	19-10	.655	38-44	.463
TOTAL	1036-930	.527	702-596	.541	1775-1539	.536

*Best post-All-Star Break winning percentage in NBA history.

RECORD	NUMBER	WHEN
Best record pre-All-Star:	.729 (35-13)	1994-95
Worst record pre-All-Star:	.105 (4-34)	1974-75
Best record post-All-Star:	.886* (31-4)	1996-97
Worst record post-All-Star:	.185 (5-22)	1980-81
Best overall record:	.780 (64-18)	1996-97



SEASON OPENERS (18-23)

GM	DATE	OPPONENT	W/L	SCORE	MARGIN	HOME	ROAD	TOTAL	SITE	UTA HIGH SCORER	OPP. HIGH SCORER	ATTEND.
1	10/17/74	@ New York	L	74-89	-15		0-1	0-1	New York City	P. Maravich - 15	E. Monroe - 20	15,883
2	10/23/75	@ Atlanta	L	91-109	-18		0-2	0-2	Atlanta	R. Behagen - 18	J. Drew - 21	5,579
3	10/22/76	PHOENIX	W	111-98	13	1-0		1-2	New Orleans	P. Maravich - 33	A. Adams - 29	12,234
4	10/20/77	CLEVELAND	L	104-107	-3	1-1		1-3	New Orleans	P. Maravich - 29	C. Russell - 23	11,207
5	10/13/78	@ Washington	L	101-117	-16		0-3	1-4	Landover, MD	R. Kelley - 22	Hayes/Kupchak/Wright - 18	13,317
6	10/12/79	@ Portland	L	85-101	-16		0-4	1-5	Portland	A. Dantley - 26	T. Owens - 29	12,666
7	10/10/80	PORTLAND	W	96-86	10	2-1		2-5	Salt Lake City	A. Dantley - 36	R. Brewer - 26	8,150
8	10/30/81	DALLAS	W	105-89	16	3-1		3-5	Salt Lake City	A. Dantley - 39	M. Aguirre - 19	6,709
9	10/29/82	SAN ANTONIO	L	114-120	-6	3-2		3-6	Salt Lake City	A. Dantley - 35	G. Gervin/M. Mitchell - 28	8,436
10	10/28/83	@ Denver	L	125-139	-14		0-5	3-7	Denver	A. Dantley - 40	K. Vandeweghe - 37	10,439
11	10/26/84	@ Seattle	L	94-102	-8		0-6	3-8	Seattle	D. Griffith - 21	D. Vranes - 24	7,117
12	10/25/85	HOUSTON	L	108-112	-4	3-3		3-9	Salt Lake City	A. Dantley - 32	H. Olajuwon - 27	12,431
13	10/31/86	@ Dallas	L	77-103	-26		0-7	3-10	Dallas	K. Malone - 12	M. Aguirre - 18	16,692
14	11/6/87	@ Dallas	L	93-95	-2		0-8	3-11	Dallas	K. Malone - 25	M. Aguirre - 31	17,002
15	11/4/88	SEATTLE	L	97-104	-7	3-4		3-12	Salt Lake City	K. Malone - 36	D. Ellis - 46	12,444
16	11/3/89	DENVER	W	122-113	9	4-4		4-12	Salt Lake City	K. Malone - 40	B. Rasmussen - 25	12,616
17	11/2/90	PHOENIX	L	96-119	-23	4-5		4-13	Tokyo, Japan	K. Malone - 33	T. Chambers - 38	10,111
18	11/1/91	@ Minnesota	L	112-97	15		1-8	5-13	Minneapolis	K. Malone - 35	P. Richardson - 20	19,006
19	11/6/92	GOLDEN STATE	L	114-129	-15	4-6		5-14	Salt Lake City	K. Malone - 33	B. Owens - 29	19,911
20	11/5/93	DALLAS	W	102-86	16	5-6		6-14	Salt Lake City	K. Malone - 29	J. Mashburn - 22	19,911
21	11/4/94	MIAMI	W	119-108	11	6-6		7-14	Salt Lake City	J. Horacek - 21	G. Rice/S. Smith - 19	19,911
22	11/3/95	SEATTLE	W	112-94	18	7-6		8-14	Salt Lake City	K. Malone - 26	D. Schrempf - 24	19,911
23	11/1/96	SEATTLE	W	99-91	8	8-6		9-14	Salt Lake City	K. Malone - 27	S. Kemp - 26	19,911
24	10/31/97	@ L.A. Lakers	L	87-104	-17		1-9	9-15	Los Angeles	S. Anderson - 21	K. Bryant - 23	16,234
25	2/5/99	CHICAGO	W	104-96	8	9-6		10-15	Salt Lake City	K. Malone - 21	T. Kukoc - 32	19,911
26	11/2/99	L.A. LAKERS	L	84-91	-7	9-7		10-16	Salt Lake City	J. Horacek - 23	G. Rice - 28	19,911
27	10/31/00	L.A. CLIPPERS	W	107-94	13	10-7		11-16	Salt Lake City	K. Malone - 34	J. McInnis - 20	17,824
28	10/30/01	MILWAUKEE	L*	112-119	-7	10-8		11-17	Salt Lake City	J. Starks - 20	R. Allen - 32	18,845
29	10/30/02	@ New Orleans	L	75-100	-25		1-10	11-18	New Orleans	K. Malone - 20	B. Davis - 21	17,668
30	10/29/03	PORTLAND	W	99-92	7	11-8		12-18	Salt Lake City	C. Arroyo - 18	Z. Randolph - 22	17,306
31	11/3/04	L.A. LAKERS	W	104-78	26	12-8		13-18	Salt Lake City	C. Boozer - 27	K. Bryant - 38	19,911
32	11/2/05	DALLAS	W	93-82	11	13-8		14-18	Salt Lake City	M. Okur - 27	J. Terry - 21	18,249
33	11/1/06	HOUSTON	W	107-97	10	14-8		15-18	Salt Lake City	C. Boozer - 24	T. McGrady - 25	18,133
34	10/30/07	@ Golden State	W	117-96	21		2-10	16-18	Oakland	C. Boozer - 32	B. Davis - 25	19,832
35	10/29/08	DENVER	W	98-94	4	15-8		17-18	Salt Lake City	C. Boozer - 25	A. Iverson/K. Martin - 18	19,911
36	10/28/09	@ Denver	L	105-114	-9		2-11	17-19	Denver	D. Williams - 28	C. Anthony - 30	19,155
37	10/27/10	@ Denver	L	88-110	-22		2-12	17-20	Denver	D. Williams - 17	C. Anthony - 23	19,155
38	12/27/11	@ L.A. Lakers	L	71-96	-25		2-13	17-21	Los Angeles	P. Millsap - 18	K. Bryant - 26	18,997
39	10/31/12	DALLAS	W	113-94	19	16-8		18-21	Salt Lake City	Ma. Williams/Mo Williams - 21	D. Collison - 17	17,634
40	10/30/13	OKLAHOMA CITY	L	98-101	-3	16-9		18-22	Salt Lake City	A. Burks - 24	K. Durant - 42	19,911
41	10/29/14	HOUSTON	L	93-104	-11	16-10		18-23	Salt Lake City	A. Burks - 18	D. Howard - 22	19,911

* Denotes number of overtime periods

BOLD indicates home sellout

SEASON OPENER RECORDS

	Streak	Last Jazz Win	Last Jazz Loss
Overall:	Lost 2	10/31/12 vs. Dallas (113-94)	10/29/14 vs. Houston (93-104)
Home:	Lost 2	10/31/12 vs. Dallas (113-94)	10/29/14 vs. Houston (93-104)
Road:	Lost 3	10/30/07 @ Golden State (117-96)	12/27/11 @ L.A. Lakers (71-96)

	Biggest Jazz Win	Biggest Jazz Loss
Home:	26 vs. L.A. Lakers (104-78), 11/3/04	23 vs. Phoenix (96-119), 11/2/90
Road:	21 @ Golden State (117-96), 10/30/07	26 @ Dallas (77-103), 10/31/86

	Jazz	Opponent
Longest Win Streak:	6 (10/29/03-10/29/08)	7 (10/29/82-11/4/88)
Most Points Scored:	125, @ Denver, 10/28/83	139, @ Denver, 10/28/83
Fewest Points Scored:	72, @ L.A. Lakers, 12/27/11	78, by L.A. Lakers, 11/3/04
High Scorer:	40, Adrian Dantley @ Denver, 10/28/83 Karl Malone vs. Denver, 11/3/89	46, Dale Ellis, Seattle, 11/4/88
High Rebounder:	19, Carlos Boozer vs. Houston, 11/1/06	19, John Gianelli, @ New York, 10/17/74
High Assists:	19, John Stockton vs. Denver, 11/3/89	11, Sam Cassell, Milwaukee (OT), 10/30/01

SEASON OPENERS ALL-TIME

	Total	Home	Road
Jazz Record:	18-23	16-10	2-13
As New Orleans Jazz:	1-4	1-1	0-3
As Utah Jazz:	17-19	15-9	2-10
At Vivint Smart Home Arena:	12-5		
In Overtime:	1-0	1-0	0-0
Most Openers Against:	Dallas (6 times, last 10/31/12)		

HOME OPENERS (23-18)

GM	DATE	OPPONENT	W/L	SCORE	MARGIN	RECORD	SITE	UTA HIGH SCORER	OPP. HIGH SCORER	ATTEND.
5	10/24/74	PHILADELPHIA	L	89-102	-13	0-1	Municipal Auditorium	J. Barnett - 25	F. Boyd - 35	6,450
2	10/24/75	DETROIT	W	114-106	8	1-1	Louisiana Superdome	P. Maravich - 31	B. Lanier - 29	9,348
1	10/22/76	PHOENIX	W	111-98	13	2-1	Louisiana Superdome	P. Maravich - 33	A. Adams - 29	12,234
1	10/20/77	CLEVELAND	L	104-107	-3	2-2	Louisiana Superdome	P. Maravich - 29	C. Russell - 23	11,207
2	10/15/78	MILWAUKEE	L	112-123	-11	2-3	Louisiana Superdome	T. Robinson - 24	M. Johnson - 31	7,264
2	10/15/79	MILWAUKEE	L	107-131	-24	2-4	Salt Palace	P. Maravich - 29	J. Bridgeman - 28	7,721
1	10/10/80	PORTLAND	W	96-86	10	3-4	Salt Palace	A. Dantley - 36	R. Brewer - 26	8,150
1	10/30/81	DALLAS	W	105-89	16	4-4	Salt Palace	A. Dantley - 39	M. Aguirre - 19	6,709
1	10/29/82	SAN ANTONIO	L	114-120	-6	4-5	Salt Palace	A. Dantley - 35	G. Gervin/M. Mitchell - 28	8,436
2	10/29/83	L.A. LAKERS	L	115-120	-5	4-6	Salt Palace	A. Dantley - 24	K. Abdul-Jabbar/J. Wilkes - 21	10,608
2	10/27/84	L.A. CLIPPERS	L	94-103	-9	4-7	Salt Palace	D. Griffith - 22	M. Johnson - 25	8,285
1	10/25/85	HOUSTON	L	108-112	-4	4-8	Salt Palace	A. Dantley - 32	H. Olajuwon - 27	12,431
2	11/1/86	PORTLAND	W	119-110	9	5-8	Salt Palace	T. Bailey/K. Malone - 24	S. Bowie - 31	11,013
2	11/7/87	SACRAMENTO	W	121-100	21	6-8	Salt Palace	K. Malone - 22	R. Theus - 28	12,212
1	11/4/88	SEATTLE	L	97-104	-7	6-9	Salt Palace	K. Malone - 36	D. Ellis - 46	12,444
1	11/3/89	DENVER	W	122-113	9	7-9	Salt Palace	K. Malone - 40	B. Rasmussen - 25	12,616
1	11/2/90	PHOENIX	L	96-119	-23	7-10	Tokyo Dome (Japan)*	K. Malone - 29	K. Johnson - 28	10,111
4	11/7/91	SEATTLE	L	95-103	-8	7-11	Delta Center	J. Stockton - 23	R. Benjamin - 22	18,700
1	11/6/92	GOLDEN STATE	L	114-129	-15	7-12	Delta Center	K. Malone - 33	B. Owens - 29	19,911
1	11/5/93	DALLAS	W	102-86	16	8-12	Delta Center	K. Malone - 29	J. Mashburn - 22	19,911
1	11/4/94	MIAMI	W	119-108	11	9-12	Delta Center	J. Horacek - 21	G. Rice/S. Smith - 19	19,911
1	11/3/95	SEATTLE	W	112-94	18	10-12	Delta Center	K. Malone - 26	D. Schrempf - 24	19,911
1	11/1/96	SEATTLE	W	99-91	8	11-12	Delta Center	K. Malone - 27	S. Kemp - 26	19,911
2	11/1/97	DENVER	W	102-84	18	12-12	Delta Center	K. Malone - 24	B. Stith - 18	19,911
1	2/5/99	CHICAGO	W	104-96	8	13-12	Delta Center	K. Malone - 21	T. Kukoc - 32	19,911
1	11/2/99	L.A. LAKERS	L	84-91	-7	13-13	Delta Center	J. Horacek - 23	G. Rice - 28	19,911
1	10/31/00	L.A. CLIPPERS	W	107-94	13	14-13	Delta Center	K. Malone - 34	J. McInnis - 20	17,824
1	10/30/01	MILWAUKEE	L*	112-119	-7	14-14	Delta Center	J. Starks - 20	R. Allen - 32	18,845
3	11/2/02	GOLDEN STATE	W	101-92	9	15-14	Delta Center	K. Malone - 26	A. Jamison - 23	19,098
1	10/29/03	PORTLAND	W	99-92	7	16-14	Delta Center	C. Arroyo - 18	Z. Randolph - 22	17,306
1	11/3/04	L.A. LAKERS	W	104-78	26	17-14	Delta Center	C. Boozer - 27	K. Bryant - 38	19,911
1	11/2/05	DALLAS	W	93-82	11	18-14	Delta Center	M. Okur - 27	J. Terry - 21	18,249
1	11/1/06	HOUSTON	W	107-97	10	19-14	Delta Center	C. Boozer - 24	T. McGrady - 25	18,133
2	11/1/07	HOUSTON	L	95-106	-11	19-15	EnergySolutions Arena	C. Boozer - 30	T. McGrady - 47	19,911
1	10/29/08	DENVER	W	98-94	4	20-15	EnergySolutions Arena	C. Boozer - 25	A. Iverson/K. Martin - 18	19,911
2	10/30/09	L.A. CLIPPERS	W	111-98	13	21-15	EnergySolutions Arena	P. Millsap - 23	E. Gordon - 22	19,911
2	10/28/10	PHOENIX	L	94-110	-16	21-16	EnergySolutions Arena	A. Jefferson - 20	S. Nash/H. Warrick - 18	19,911
3	12/30/11	PHILADELPHIA	W	102-99	3	22-16	EnergySolutions Arena	D. Favors - 20	J. Holiday - 22	19,911
1	10/31/12	DALLAS	W	113-94	19	23-16	EnergySolutions Arena	Ma. Williams/Mc Williams - 21	D. Collison - 17	17,634
1	10/30/13	OKLAHOMA CITY	L	98-101	-3	23-17	EnergySolutions Arena	A. Burks - 24	K. Durant - 42	19,911
1	10/29/14	HOUSTON	L	93-104	-11	23-18	EnergySolutions Arena	A. Burks - 18	D. Howard - 22	19,911

HOME OPENERS ALL-TIME

	Total
Jazz Record:	23-18
As New Orleans Jazz:	2-3
As Utah Jazz:	21-15
At Vivint Smart Home Arena:	16-8
In Overtime:	0-1
Most Home Openers Against:	Seattle/Oklahoma City (5 times, last 10/31/13)

Note - Vivint Smart Home Arena known as Delta Center from opening until 11/20/06, and EnergySolutions Arena from 11/20/06 - 10/26/15.

* Opened 1990-91 season in Tokyo, Japan. Jazz won its first game played in Utah, following the trip (103-94, vs. San Antonio, 11/8/90).

* Denotes number of overtime periods **BOLD** indicates home sellout

ROAD OPENERS (16-25)

GM	DATE	OPPONENT	W/L	SCORE	MARGIN	RECORD	SITE	UTA HIGH SCORER	OPP. HIGH SCORER	ATTEND.
1	10/17/74	@ New York	L	74-89	-15	0-1	New York City	P. Maravich - 15	E. Monroe - 20	15,883
1	10/23/75	@ Atlanta	L	91-109	-18	0-2	Atlanta	R. Behagen - 18	J. Drew - 21	5,579
4	10/30/76	@ New York	W	115-112	3	1-2	New York City	P. Maravich - 39	E. Monroe - 36	14,342
2	10/21/77	@ New Jersey	W	111-103	8	2-2	Piscataway, NJ	P. Maravich - 41	A. Skinner - 28	4,960
1	10/13/78	@ Washington	L	101-117	-16	2-3	Landover, MD	R. Kelley - 22	Hayes/Kupchak/Wright - 18	13,317
1	10/12/79	@ Portland	L	85-101	-16	2-4	Portland	A. Dantley - 26	T. Owens - 29	12,666
2	10/11/80	@ Kansas City	L	91-98	-7	2-5	Kansas City	A. Dantley - 33	S. Wedman - 26	7,342
2	10/31/81	@ Golden State	L	91-106	-15	2-6	Oakland	A. Dantley - 22	J.B. Carroll/B. King - 19	7,193
2	10/30/82	@ Dallas	W	128-123	5	3-6	Dallas	A. Dantley - 36	M. Aguirre - 30	9,203
1	10/28/83	@ Denver	L	125-139	-14	3-7	Denver	A. Dantley - 40	K. Vandeweghe - 37	10,439
1	10/26/84	@ Seattle	L	94-102	-8	3-8	Seattle	D. Griffith - 21	D. Vranes - 24	7,117
2	10/29/85	@ San Antonio	L	112-124	-12	3-9	San Antonio	A. Dantley - 30	A. Roberston - 23	5,213
1	10/31/86	@ Dallas	L	77-103	-26	3-10	Dallas	K. Malone - 12	M. Aguirre - 18	16,692
1	11/6/87	@ Dallas	L	93-95	-2	3-11	Dallas	K. Malone - 25	M. Aguirre - 31	17,002
3	11/10/88	@ Houston	L	99-106	-7	3-12	Houston	T. Bailey - 31	H. Olajuwon - 35	16,611
4	11/11/89	@ Houston	L	92-100	-8	3-13	Houston	K. Malone - 21	H. Olajuwon - 24	16,611
2	11/3/90	@ Phoenix	W	102-101	1	4-13	Tokyo, Japan*	K. Malone - 33	T. Chambers - 38	10,111
1	11/1/91	@ Minnesota	W	112-97	15	5-13	Minneapolis	K. Malone - 35	P. Richardson - 20	19,006
2	11/7/92	@ Dallas	W	122-106	16	6-13	Dallas	K. Malone - 31	D. Harper - 26	12,514
2	11/6/93	@ Minnesota	W	105-95	10	7-13	Minneapolis	K. Malone - 32	C. Laettner - 22	18,827
2	11/5/94	@ Seattle	L	103-110	-7	7-14	Tacoma, WA	K. Malone/J. Stockton - 27	D. Schrempf - 26	16,324
2	11/5/95	@ Portland	L	105-109	-4	7-15	Portland	K. Malone - 26	C. Robinson - 25	21,398
2	11/2/96	@ L.A. Clippers	W	95-90	5	8-15	Los Angeles	K. Malone - 21	M. Sealy - 19	13,041
1	10/31/97	@ L.A. Lakers	L	87-104	-17	8-16	Los Angeles	S. Anderson - 21	K. Bryant - 23	16,234
2	2/7/99	@ L.A. Lakers	W	100-91	9	9-16	Los Angeles	K. Malone - 28	S. O'Neal - 37	17,505
3	11/6/99	@ Seattle	L	94-99	-5	9-17	Seattle	K. Malone - 31	G. Payton - 22	17,072
2	11/1/00	@ L.A. Lakers	W	97-92	5	10-17	Los Angeles	K. Malone - 26	S. O'Neal - 34	18,997
3	11/3/01	@ Seattle	W	91-74	17	11-17	Seattle	K. Malone - 28	D. Mason - 18	15,370
1	10/30/02	@ New Orleans	L	75-100	-25	11-18	New Orleans	K. Malone - 20	B. Davis - 21	17,668
2	11/1/03	@ Dallas	L	102-127	-25	11-19	Dallas	D. Stevenson - 24	T. Delk - 22	19,923
2	11/5/04	@ Golden State	W	102-80	22	12-19	Oakland	C. Boozer - 16	D. Fisher - 17	15,668
2	11/4/05	@ Golden State	W	91-85	6	13-19	Oakland	M. Okur - 23	D. Fisher/J. Richardson - 18	18,416
2	11/3/06	@ Phoenix	W	108-104	4	14-19	Phoenix	C. Boozer - 21	L. Barbosa - 22	18,422
1	10/30/07	@ Golden State	W	117-96	21	15-19	Oakland	C. Boozer - 32	B. Davis - 25	19,832
3	11/3/08	@ L.A. Clippers	W	89-73	16	16-19	Los Angeles	P. Millsap - 24	C. Kaman - 19	12,712
1	10/28/09	@ Denver	L	105-114	-9	16-20	Denver	D. Williams - 28	C. Anthony - 30	19,155
1	10/27/10	@ Denver	L	88-110	-22	16-21	Denver	D. Williams - 17	C. Anthony - 23	19,155
1	12/27/11	@ L.A. Lakers	L	71-96	-25	16-21	Los Angeles	P. Millsap - 18	K. Bryant - 26	18,997
2	11/2/12	@ New Orleans	L	86-88	-2	16-23	New Orleans	R. Foye - 20	R. Anderson/R. Lopez-19	14,147
2	11/1/13	@ Phoenix	L	84-87	-3	16-24	Phoenix	E. Kanter - 20	E. Bledsoe - 18	14,662
2	10/30/14	@Dallas	L	102-120	-18	16-25	Dallas	Favors - 17	D. Nowitzki/C. Parsons - 21	19,697

RECORDS

ROAD OPENERS ALL-TIME

	Total
Jazz Record:	16-25
As New Orleans Jazz:	2-3
As Utah Jazz:	14-22
In Overtime:	--
Most Road Openers Against:	Dallas (6 times, last 10/30/14)

*Opened 1990-91 season in Tokyo, Japan. Jazz lost its first road game played in the U.S., following the trip (90-110, @ Houston, 11/11/90).

* Denotes number of overtime periods

OVERTIME RECORDS

1974-75 (1-1)

1/25/75	@ Phoenix	L*	90-94
2/28/75	K.C.-OMAHA	W*	114-107

1975-76 (4-2)

10/26/75	NEW YORK	W**	125-114
2/10/76	@ Golden State	W*	130-124
3/2/76	@ Milwaukee	L*	109-111
3/23/76	BOSTON	L*	97-101
3/26/76	WASHINGTON	W*	131-126
4/4/76	@ Washington	W*	129-125

1976-77 (2-1)

2/9/77	@ N.Y. Nets	L*	89-93
3/25/77	KANSAS CITY	W*	100-94
3/27/77	@ Indiana	W**	119-118

1977-78 (1-3)

10/22/77	@ Philadelphia	W*	104-103
1/10/78	@ Denver	L*	110-115
2/26/78	MILWAUKEE	L*	120-122
3/24/78	@ Atlanta	L*	94-96

1978-79 (1-0)

2/7/79	NEW YORK	W*	125-123
--------	----------	----	---------

1979-80 (2-3)

11/12/79	INDIANA	L*	105-113
12/6/79	PORTLAND	W*	87-82
12/23/79	@ San Diego	L*	118-124
1/2/80	KANSAS CITY	L*	121-128
1/22/80	MILWAUKEE	W*	127-122

1980-81 (2-0)

10/12/80	@ Denver	W*	125-121
3/28/81	L.A. LAKERS	W*	112-110

1981-82 (0-4)

11/14/81	@ Houston	L*	105-109
11/28/81	@ Denver	L*	124-131
1/26/82	NEW JERSEY	L*	129-138
3/19/82	PORTLAND	L*	129-131

1982-83 (3-1)

11/17/82	NEW JERSEY	W*	101-97
12/20/82	KANSAS CITY	W*	119-117
12/28/82	DETROIT	W*	105-98
1/5/83	SAN DIEGO	L*	115-122

1983-84 (3-0)

11/22/83	@ L.A. Lakers	W*	130-126
1/31/84	SEATTLE	W*	98-94
2/23/84	SAN ANTONIO	W**	143-142

1984-85 (2-1)

11/9/84	GOLDEN STATE	W*	125-117
12/13/84	@ New York	L*	115-119
2/20/85	@ New Jersey	W*	110-104

1985-86 (2-2)

11/20/85	@ Boston	L*	106-115
12/4/85	L.A. LAKERS	L*	127-131
1/21/86	DENVER	W*	117-114
2/19/86	ATLANTA	W*	109-105

1986-87 (1-1)

12/19/86	@ Cleveland	W**	134-128
1/31/87	L.A. CLIPPERS	L*	113-114

1987-88 (0-1)

12/19/87	@ Atlanta	L*	124-130
----------	-----------	----	---------

1988-89 (0-1)

3/29/89	DETROIT	L**	104-108
---------	---------	-----	---------

1989-90 (3-3)

11/21/89	@ Minnesota	W*	103-101
12/11/89	CLEVELAND	L*	110-113
1/6/90	@ Denver	W*	123-120
2/13/90	MINNESOTA	W*	110-104
3/17/90	@ Sacramento	L*	109-122
4/9/90	@ Phoenix	L*	115-119

1990-91 (3-1)

11/15/90	@ Orlando	L*	99-102
1/18/91	@ Cleveland	W*	106-99
3/13/91	BOSTON	W*	112-109
3/16/91	@ Seattle	W*	104-98

1991-92 (2-4)

11/23/91	@ Dallas	L*	109-121
11/30/91	@ Phoenix	L*	125-134
12/13/91	@ L.A. Clippers	L*	101-102
1/31/92	PHOENIX	W*	117-116
2/3/92	CHICAGO	W**	126-123
2/27/92	SEATTLE	L*	124-130

1992-93 (2-0)

1/12/93	MIAMI	W**	125-122
4/15/93	PORTLAND	W*	122-117

1993-94 (2-3)

11/24/93	HOUSTON	L*	93-95
12/11/93	@ Golden State	L*	112-115
12/29/93	BOSTON	W*	110-107
2/23/94	SAN ANTONIO	W**	106-102
3/21/94	@ Atlanta	L*	96-100

1994-95 (3-0)

12/8/94	@ San Antonio	W**	117-114
1/16/95	@ Indiana	W*	99-98
3/7/95	@ Sacramento	W*	102-95

1995-96 (1-2)

2/8/96	@ Dallas	L**	133-136
2/13/96	@ San Antonio	W*	114-111
3/16/96	@ Washington	L*	115-120

1996-97 (4-2)

11/21/96	GOLDEN STATE	W*	109-104
12/19/96	@ Miami	W*	94-87
1/8/97	@ Milwaukee	L*	112-119
1/13/97	@ Philadelphia	W*	97-96
1/25/97	@ Houston	W*	105-100
2/23/97	SEATTLE	L*	87-89

1997-98 (3-0)

11/24/97	MINNESOTA	W*	133-124
1/6/98	PHILADELPHIA	W*	98-95
3/22/98	@ New York	W**	124-119

1998-99 (2-4)

2/15/99	SACRAMENTO	W*	120-112
3/2/99	@ Portland	L**	100-102
3/19/99	@ Charlotte	L*	82-83
3/21/99	@ Detroit	L*	101-104
3/30/99	@ Sacramento	L*	101-104
4/13/99	@ Sacramento	W*	105-100

1999-2000 (1-1)

1/24/00	L.A. LAKERS	W**	105-101
4/18/00	@ Denver	L*	104-105

2000-01 (1-4)

11/8/00	@ L.A. Clippers	W*	93-87
12/28/00	PORTLAND	L*	102-103
1/15/01	HOUSTON	W*	116-104
2/13/01	SACRAMENTO	L*	94-97

2001-02 (1-4)

10/30/01	MILWAUKEE	L*	112-119
11/21/01	NEW JERSEY	L*	89-90
11/26/01	PHOENIX	L*	104-111
1/5/02	@ Chicago	W*	113-111
1/12/02	MEMPHIS	L**	95-97

2002-03 (2-2)

1/20/03	NEW JERSEY	W*	106-103
2/11/03	@ Houston	W*	103-101
3/7/03	SACRAMENTO	L*	105-108
4/4/03	NEW YORK	L*	92-94

2003-04 (2-2)

12/3/03	@ Houston	L*	101-107
12/26/03	TORONTO	W*	97-94
1/17/04	CLEVELAND	L*	96-102
2/25/04	@ Seattle	W*	93-92

2004-05 (1-3)

11/19/04	@ Miami	L*	105-107
12/1/04	@ Seattle	L*	119-129
12/10/04	PORTLAND	W*	92-87
2/7/05	NEW YORK	L*	99-102

2005-06 (5-3)

11/7/05	@ Charlotte	W*	95-91
12/1/05	L.A. LAKERS	L*	101-105
12/26/05	MEMPHIS	W*	105-102
1/7/06	@ Detroit	W*	94-90
1/16/06	@ L.A. Clippers	L*	93-102
2/6/06	CHICAGO	W*	109-107
2/27/06	@ Golden State	W*	117-108
3/15/06	@ Orlando	L*	108-114

2006-07 (2-3)

11/18/06	PHOENIX	W*	120-117
12/18/06	@ New York	L*	96-97
1/12/07	@ Seattle	L*	114-122
1/24/07	MEMPHIS	L*	130-132
2/10/07	NEW YORK	W*	104-102

2007-08 (1-0)

2/6/08	@ Denver	W*	118-115
--------	----------	----	---------

OVERTIME RECORDS

2008-09 (2-2)

12/19/08	@ Detroit	W**	120-114
12/27/08	@ Houston	L**	115-120
3/14/09	@ Miami	L***	129-140
3/28/09	PHOENIX	W*	104-99

2009-10 (3-0)

11/21/09	DETROIT	W*	100-97
2/21/10	@ Portland	W*	93-89
4/6/10	OKLAHOMA CITY	W*	140-139

2010-11 (5-2)

11/6/10	L.A. CLIPPERS	W**	109-107
11/9/10	@ Miami	W*	116-114
1/8/11	@ Houston	W*	103-99
3/5/11	SACRAMENTO	W*	109-102
3/14/11	PHILADELPHIA	W*	112-107
3/24/11	NEW ORLEANS	L*	117-121
3/28/11	WASHINGTON	L*	95-100

2011-12 (4-3)

1/11/12	L.A. LAKERS	L*	87-90
1/25/12	TORONTO	L**	106-111
3/15/12	MINNESOTA	W*	111-105
3/17/12	GOLDEN STATE	W*	99-92
3/25/12	@ Atlanta	L****	133-139
4/16/12	DALLAS	W***	123-121
4/21/12	ORLANDO	W*	117-107

2012-13 (3-3)

11/12/12	@ Toronto	W***	140-133
1/26/13	INDIANA	W*	114-110
2/4/13	SACRAMENTO	W*	98-91
2/25/13	BOSTON	L*	107-110
3/4/13	@ Milwaukee	L*	108-109
3/22/13	@ San Antonio	L*	97-104

2013-14 (2-1)

11/25/13	CHICAGO	W*	89-83
12/7/13	SACRAMENTO	L*	102-112
4/16/14	@ Minnesota	W**	136-130

2014-15 (0-1)

3/23/15	MINNESOTA	L*	104-106
---------	-----------	----	---------

*indicates consecutive overtime games

OVERTIME RECORDS

ALL-TIME	TOTAL	HOME	ROAD
Jazz Record:	85-72	50-33	35-39
As New Orleans Jazz:	10-8	6-3	4-5
As Utah Jazz:	75-64	44-30	31-34
In Multiple OTs:	15-8	8-3	7-5
In Double OT:	12-6	6-3	6-3
In Triple OT:	3-1	2-0	1-1
In Quadruple OT:	0-1	---	0-1
At Vivint Smart Home Arena:	32-22		

	STREAK	LAST JAZZ WIN	LAST JAZZ LOSS
Overall	Lost 1	4/16/14 @ Minnesota (136-130 2OT)	3/23/15 vs. Minnesota (104-106)
Home	Lost 2	11/25/13 vs. Chicago (89-83)	3/23/15 vs. Minnesota (104-106)
Road	Won 1	4/16/14 @ Minnesota (136-130 2OT)	3/22/13 @ San Antonio (97-104)

BIGGEST JAZZ WIN

Home:	12 (116-104) vs. Houston, 1/15/01
Road:	9 (117-108) @ Golden State, 2/27/06

BIGGEST JAZZ LOSS

10 (102-112) vs. Sacramento, 12/7/13
13 (109-122) @ Sacramento, 3/17/90

RECORD	NUMBER	WHEN
Most OT games (season):	8	2005-06
Most Multiple OT games (season):	3 (2)	2008-09, 2011-12
Fewest OT games (season):	1 (5)	last 2014-15
Most OT wins (season):	5 (2)	2005-06, 2010-11
Most OT losses (season):	4 (4)	1981-82, 1991-92, 1998-99, 2001-02
Most Consecutive OT games:	2 (6)	last 3/15/12 - 3/17/12
Longest OT win streak:	9	3/28/09 - 3/14/11
Longest OT loss streak:	4 (3)	last 2/13/01 - 11/26/02
Most OT periods:	4	@ Atlanta, 3/25/12
Number of Multiple OT Games:	23	last @ Minnesota (20T), 4/16/14
Number of Double OT Games:	18	last @ Minnesota (20T), 4/16/14
Number of Triple OT Games:	4	last @ Toronto (30T), 11/12/12
Number of Quadruple OT Games:	1	@ Atlanta, 3/25/12

MOST JAZZ POINTS SCORED

PTS	OPPONENT	DATE	RESULT	SCORE	MARGIN	SITE
153	SAN ANTONIO	4/9/78	W	153-132	21	New Orleans
151	@ Denver	2/10/82	W	151-148	3	Denver
151	DENVER	4/10/82	W	151-136	15	Salt Lake City
146	SAN ANTONIO	3/14/86	W	146-121	25	Salt Lake City
145	PORTLAND	4/11/85	W	145-107	38	Salt Lake City
144	SAN ANTONIO	12/13/79	W	144-114	30	Salt Lake City
144	DALLAS	10/31/80	W	144-122	22	Salt Lake City
144	SAN ANTONIO	3/27/87	W	144-133	11	Salt Lake City
144	MILWAUKEE	1/27/90	W	144-96	48	Salt Lake City
143	SAN ANTONIO	2/23/84	W	143-142 (20T)	1	Salt Lake City
143	DETROIT	3/19/84	W	143-125	18	Salt Lake City

FEWEST JAZZ POINTS SCORED

PTS	OPPONENT	DATE	RESULT	SCORE	MARGIN	SITE
56	@ Seattle	2/16/99	L	56-71	-15	Seattle
60	INDIANA	11/29/05	L	60-84	-24	Salt Lake City
62	@ Detroit	3/13/05	L	62-64	-2	Auburn Hills, MI
62	NEW YORK	11/14/05	L	62-73	-11	Salt Lake City
63	@ Houston	1/3/04	L	63-84	-21	Houston
65	SAN ANTONIO	2/2/04	L	65-83	-18	Salt Lake City
65	@ Memphis	1/6/06	L	65-87	-22	Memphis
66	MINNESOTA	2/11/04	L	66-77	-11	Salt Lake City
67	@ L.A. Lakers	2/4/00	L	67-113	-46	Los Angeles
68	DALLAS	12/12/97	W	68-66	2	Salt Lake City

MOST JAZZ POINTS ALLOWED

PTS	OPPONENT	DATE	RESULT	SCORE	MARGIN	SITE
158	@ Milwaukee	3/14/79	L	102-158	-56	Milwaukee
154	@ Denver	3/16/82	L	138-154	-16	Denver
150	@ Golden State	1/15/86	L	104-150	-46	Oakland
148	@ San Antonio	2/10/80	L	128-148	-20	San Antonio
148	@ Denver	2/10/82	W	151-148	3	Denver
147	@ Denver	11/10/84	L	135-147	-12	Denver
146	@ San Diego	4/14/84	L	128-146	-18	San Diego
145	@ Denver	2/15/82	L	134-145	-11	Denver
143	DENVER	2/5/83	L	136-143	-7	Denver
142	@ Phoenix	1/11/78	L	99-142	-43	Phoenix
142	@ San Antonio	12/27/80	L	117-142	-25	San Antonio
142	SAN ANTONIO	2/23/84	W	143-142 (20T)	1	Salt Lake City

FEWEST JAZZ POINTS ALLOWED

PTS	OPPONENT	DATE	RESULT	SCORE	MARGIN	SITE
56	@ Miami	12/18/01	W	95-56	39	Miami
58	@ New York	12/15/00	W	89-58	31	New York City
64	SAN ANTONIO	4/4/08	W	90-64	26	Salt Lake City
64	@ Detroit	3/13/05	L	62-64	-2	Auburn Hills, MI
64	CHICAGO	11/18/00	W	109-64	45	Salt Lake City
65	DALLAS	2/26/99	W	80-65	15	Salt Lake City
65	DALLAS	3/5/97	W	96-65	31	Salt Lake City
66	@ New Orleans	4/8/08	W	77-66	11	New Orleans
66	DALLAS	12/12/97	W	68-66	2	Salt Lake City
66	CHARLOTTE	3/16/15	W	94-66	28	Salt Lake City

BIGGEST JAZZ WINS

MARGIN	OPPONENT	SCORE	DATE	SITE
48	MILWAUKEE	144-96	1/27/90	Salt Lake City
45	CHICAGO	109-64	11/18/00	Salt Lake City
44	MEMPHIS	114-70	2/28/02	Salt Lake City
42	SACRAMENTO	130-88	1/25/95	Salt Lake City
42	WASHINGTON	129-87	3/31/08	Salt Lake City
41	DENVER	129-88	2/1/95	Salt Lake City
40	@ L.A. Clippers	131-91	12/7/85	Los Angeles
40	L.A. CLIPPERS	130-90	1/25/86	Salt Lake City
39	GOLDEN STATE	138-99	4/13/92	Salt Lake City
39	@ Miami	95-56	12/18/01	Miami

BIGGEST JAZZ ROAD WINS

MARGIN	OPPONENT	SCORE	DATE	SITE
40	@ L.A. Clippers	131-91	12/7/85	Los Angeles
39	@ Miami	95-56	12/18/01	Miami
38	@ Vancouver	106-68	1/17/97	Vancouver
34	@ Sacramento	107-73	12/3/88	Sacramento
33	@ L.A. Clippers	112-79	3/24/90	Los Angeles
33	@ Denver	132-99	12/30/97	Denver
31	@ New York	89-58	12/15/00	New York City
29	@ Memphis	103-74	12/22/02	Memphis
29	@ Atlanta	115-86	11/13/76	Atlanta
27	@ Houston	111-84	1/10/98	Houston
27	@ Golden State	115-88	2/1/98	Oakland

BIGGEST JAZZ LOSSES

MARGIN	OPPONENT	SCORE	DATE	SITE
-56	@ Milwaukee	102-158	3/14/79	Milwaukee
-46	@ Golden State	104-150	1/15/86	Oakland
-46	@ L.A. Lakers	84-130	3/5/86	Los Angeles
-46	@ L.A. Lakers	67-113	2/4/00	Los Angeles
-45	HOUSTON	80-125	1/28/13	Salt Lake City
-43	@ Phoenix	99-142	1/11/78	Phoenix
-42	@ Golden State	94-136	1/7/75	Oakland
-42	@ Boston	90-132	2/24/82	Boston
-41	@ New Jersey	96-137	2/14/80	Piscataway, N.J.
-39	@ Indiana	89-128	2/26/89	Indianapolis

BIGGEST JAZZ HOME LOSSES

MARGIN	OPPONENT	SCORE	DATE	SITE
-45	HOUSTON	80-125	1/28/13	Salt Lake City
-33	MILWAUKEE	93-126	11/18/80	Salt Lake City
-30	HOUSTON	76-106	2/12/03	Salt Lake City
-28	L.A. LAKERS	99-127	10/25/80	Salt Lake City
-28	SEATTLE	92-120	11/2/82	Salt Lake City
-28	PHOENIX	98-126	4/14/07	Salt Lake City
-27	HOUSTON	97-124	2/5/75	New Orleans
-27	HOUSTON	78-105	2/23/93	Salt Lake City
-26	SAN ANTONIO	102-128	11/25/92	Salt Lake City
-25	SAN ANTONIO	90-115	12/9/80	Salt Lake City
-25	INDIANA	75-100	12/3/99	Salt Lake City

BIGGEST 2ND HALF COMEBACKS (FROM HALFTIME DEFICITS)

PTS	TRAILED	OPPONENT	FINAL	DATE	SITE
34*	36-70	DENVER	107-103	11/27/96	Salt Lake City
19	38-57	@ Golden State	107-105	12/4/84	Oakland
19	32-51	@ Miami	116-114 (OT)	11/9/10	Miami
18	37-55	@ Sacramento	110-101	11/22/06	Sacramento
17	54-71	ATLANTA	116-105	1/29/91	Salt Lake City
16	39-55	L.A. CLIPPERS	109-107 (2OT)	11/6/10	Salt Lake City
16	33-49	@ Charlotte	96-95	11/13/10	Charlotte
15	39-54	@ Portland	92-90	1/2/94	Portland
15	37-52	@ L.A. Clippers	103-99	2/16/94	Los Angeles
15	35-50	SEATTLE	92-85	1/16/03	Salt Lake City

*Largest comeback in NBA history (from halftime deficit)

BIGGEST 4TH QUARTER COMEBACKS (END OF 3RD QUARTER DEFICITS)

PTS	TRAILED	OPPONENT	FINAL	DATE	SITE
21*	72-93	@ Atlanta	112-106	12/20/06	Atlanta
18	80-98	SAN ANTONIO	124-122	3/15/79	New Orleans
17	71-88	MILWAUKEE	103-101	2/16/75	Salt Lake City
16	80-96	@ Houston	117-114	4/7/78	Houston
16	66-82	@ Golden State	107-105	12/4/84	Oakland

*Fifth-largest comeback in NBA history (from start of 4th quarter)

BIGGEST BLOWN LEADS (FROM HALFTIME)

PTS	LED	OPPONENT	FINAL	DATE	SITE
19	63-44	@ L.A. Clippers	101-102 (OT)	12/13/91	Los Angeles
18	51-33	CLEVELAND	96-102 (OT)	1/17/04	Salt Lake City
16	49-33	@ Detroit	101-104 (OT)	3/21/99	Auburn Hills, MI
16	56-40	HOUSTON	93-104	11/2/13	Salt Lake City
15	58-43	INDIANA	103-104	1/3/78	New Orleans
15	68-53	SACRAMENTO	117-121	2/27/93	Salt Lake City

BIGGEST BLOWN LEADS (FROM START OF 4TH QUARTER)

PTS	LED	OPPONENT	FINAL	DATE	SITE
20	87-67	SEATTLE	103-106	4/7/07	Salt Lake City
16	76-60	@ Detroit	101-104	3/21/99	Auburn Hills, MI
15	91-76	PHILADELPHIA	114-117	11/30/77	New Orleans
15	75-60	CHICAGO	92-96	2/1/93	Salt Lake City
15	67-52	@ Dallas	85-96	11/3/09	Dallas
14	85-71	@ New Jersey	95-106	12/21/87	East Rutherford, N.J.
14	71-57	CLEVELAND	96-102	1/17/04	Salt Lake City
14	74-60	@ Miami	86-88	3/13/07	Miami

SHORTEST GAMES

TIME	OPPONENT	DATE	W/L	SCORE	SITE
1:42	WASHINGTON	3/20/79	L	107-126	New Orleans
1:43	BOSTON	4/3/79	W	141-125	New Orleans
1:44	@ Seattle	3/2/80	L	91-103	Seattle
1:44	@ New Jersey	2/14/80	L	96-137	Piscataway, N.J.
1:44	@ Buffalo	12/2/75	W	108-96	Buffalo

LONGEST GAMES - REGULATION

TIME	OPPONENT	DATE	W/L	SCORE	SITE
2:49	CLEVELAND	1/14/10	W	97-96	Salt Lake City
2:46	@ Denver	4/2/09	L	104-114	Denver
2:44	@ Sacramento	2/6/09	W	111-107	Sacramento
2:42	@ San Antonio	12/7/07	L	98-104	San Antonio
2:42	BOSTON	2/19/09	W	90-85	Salt Lake City

LONGEST GAMES - OVERTIME

TIME	OPPONENT	DATE	W/L	SCORE	SITE
3:16	@ Atlanta	3/25/12	L	133-139 (4OT)	Atlanta
3:16	DALLAS	4/16/12	W	123-121 (3OT)	Salt Lake City
3:13	@ Toronto	11/12/12	W	140-133 (3OT)	Toronto
3:11	CHICAGO	2/3/92	W	126-123 (3OT)	Salt Lake City
3:10	L.A. LAKERS	12/1/05	L	101-105 (OT)	Salt Lake City

HIGHEST JAZZ SHOOTING PERCENTAGES

PCT.	FG-A	OPPONENT	W/L	SCORE	DATE	SITE
.6753	52-77	HOUSTON	W	133-110	2/27/09	Salt Lake City
.6747	56-83	CLEVELAND	W	139-117	3/24/79	New Orleans
.6494	50-77	@ Denver	W	120-103	3/23/97	Denver
.6442	67-104	BOSTON	W	141-125	4/3/79	New Orleans
.6437	56-87	SAN ANTONIO	W	144-114	12/13/79	Salt Lake City

HIGHEST OPPONENT SHOOTING PERCENTAGES

PCT.	FG-A	OPPONENT	W/L	SCORE	DATE	SITE
.6591	58-88	L.A. LAKERS	L	115-129	4/5/84	Las Vegas
.6517	58-89	NEW YORK	L	118-134	11/1/79	Salt Lake City
.6509	69-106	@ Milwaukee	L	102-158	3/14/79	Milwaukee
.6364	56-88	@ San Antonio	L	117-142	12/27/80	San Antonio
.6353	54-85	@ New Jersey	L	96-137	2/14/80	Piscataway, N.J.
.6353	54-85	@ New York	L	111-125	3/4/93	New York City

LOWEST JAZZ SHOOTING PERCENTAGES

PCT.	FG-A	OPPONENT	W/L	SCORE	DATE	SITE
.2877	21-73	@ Minnesota	L	72-98	1/18/14	Minneapolis
.2933	22-75	NEW YORK	L	62-73	11/14/05	Salt Lake City
.2941	25-85	@ Chicago	L	73-97	11/8/13	Chicago
.2963	24-81	@ L.A. Lakers	L	67-113	2/4/00	Los Angeles
.3000	24-80	@ Memphis	L	79-86	2/5/02	Memphis

LOWEST OPPONENT SHOOTING PERCENTAGES

PCT.	FG-A	OPPONENT	W/L	SCORE	DATE	SITE
.2551	25-98	NEW JERSEY	W	105-68	11/27/89	Salt Lake City
.2625	21-80	L.A. CLIPPERS	W	88-73	3/22/03	Salt Lake City
.2716	22-81	CHICAGO	W	109-64	11/18/00	Salt Lake City
.2771	23-83	@ Miami	W	95-56	12/18/01	Miami
.2857	26-91	@ Sacramento	W	107-73	12/3/88	Sacramento

ATTENDANCE

SEASON	HOME				ROAD			
	GP	ATTEND.	AVG.	SELLOUTS	GP	ATTEND.	AVG.	
1974-75	41	203,141	4,955	0	41	367,892	8,973	
1975-76	41	513,282	12,519	0	41	422,002	10,293	
1976-77	41	444,138	10,833	0	41	440,088	10,734	
1977-78	41	527,351	12,862	0	41	440,824	10,752	
1978-79	41	364,205	8,883	0	41	423,600	10,332	
1979-80	41	320,649	7,821	2	41	419,096	10,222	
1980-81	41	307,825	7,508	3	41	411,792	10,044	
1981-82	41	313,864	7,655	0	41	399,101	9,734	
1982-83	41	355,819	8,679	2	41	369,098	9,002	
1983-84	41	407,818	9,947	8	41	421,960	10,292	
1984-85	41	373,808	9,117	5	41	415,869	10,143	
1985-86	41	477,842	11,655	22	41	447,786	10,922	
1986-87	41	491,382	11,985	32	41	457,835	11,167	
1987-88	41	503,969	12,292	39	41	494,294	12,056	
1988-89	41	509,501	12,427	40	41	614,697	14,993	
1989-90	41	517,256	12,616	41	41	680,417	16,596	
1990-91	41	514,751	12,555	41	41	621,560	15,160	
1991-92	41	806,653	19,674	41	41	622,661	15,187	
1992-93	41	815,892	19,900	41	41	635,246	15,494	
1993-94	41	814,502	19,866	38	41	674,099	16,441	
1994-95	41	811,159	19,784	33	41	663,452	16,182	
1995-96	41	813,073	19,831	34	41	703,999	17,171	
1996-97	41	811,439	19,791	33	41	692,411	16,888	
1997-98	41	815,889	19,900	38	41	731,905	17,851	
1998-99	25	493,120	19,725	18	25	447,554	17,902	
1999-00	41	801,268	19,543	15	41	700,212	17,078	
2000-01	41	792,196	19,322	14	41	696,579	16,990	
2001-02	41	766,108	18,686	5	41	683,372	16,668	
2002-03	41	786,034	19,172	8	41	680,014	16,586	
2003-04	41	785,330	19,154	19	41	678,034	16,537	
2004-05	41	769,014	18,756	7	41	693,351	16,911	
2005-06	41	751,621	18,332	5	41	698,968	17,048	
2006-07	41	802,214	19,566	30	41	717,558	17,501	
2007-08	41	816,211	19,908	40	41	705,851	17,216	
2008-09	41	816,042	19,903	40	41	698,568	17,038	
2009-10	41	794,512	19,378	21	41	700,928	17,096	
2010-11	41	799,982	19,512	18	41	710,583	17,331	
2011-12	33	637,124	19,307	10	33	558,871	16,935	
2012-13	41	765,915	18,681	6	41	687,533	16,769	
2013-14	41	745,203	18,176	5	41	709,125	17,296	
2014-15	41	772,059	18,831	13	41	702,545	17,135	
TOTAL	1,657	25,729,161	15,528	767	1,657	24,041,330	14,509	

All-time home sellout streak - November 15, 1988 to November 26, 1993 – 209 games.

ATTENDANCE RECORDS

RECORD	NUMBER	WHEN
Most Sellouts, Season	41	four times, last 1992-93
Fewest Sellouts, Season	0	six times, last 1981-82
Longest Sellout Streak	209	11/15/88-11/26/93
Highest Total Home Attendance	816,211	2007-08
Highest Average Home Attendance	19,908	2007-08
Lowest Total Home Attendance	203,141	1974-75
Lowest Home Attendance (Utah only)	307,825	1980-81
Lowest Average Home Attendance	4,955	1974-75
Lowest Average Home Attend. (Utah only)	7,508	1980-81
Highest Total Road Attendance	731,905	1997-98
Highest Average Road Attendance	17,902	1998-99
Largest Crowd to See the Jazz Play	40,415	4/15/90 @ Minnesota (Hubert H. Humphrey Metrodome)
Smallest Crowd to See the Jazz Play	2,163	11/23/82 @ Cleveland (Richfield Coliseum)
Largest Home Crowd	35,077	3/27/1979 vs. Philadelphia (Louisiana Superdome)
Largest Home Crowd (Utah Only)	19,911	524 times, last 4/13/15 vs. Dallas (Vivint Smart Home Arena)
Smallest Home Crowd	2,368	1/10/75 vs. Houston (Loyola University Fieldhouse)
Smallest Home Crowd (Utah Era)	3,955	11/2/84 vs. Seattle (Thomas & Mack Center)
Smallest Home Crowd (Utah Only)	4,755	12/18/80 vs. Atlanta (Salt Palace)

HOME ARENAS

	YEARS	CAPACITY	BUILT
Municipal Auditorium (New Orleans)	1974-75	7,853	1930
Loyola University Fieldhouse (New Orleans)	1974-75	6,500	1954
Louisiana Superdome (New Orleans)	1975-79	47,284	1975
Salt Palace (Salt Lake City)	1979-91	12,616	1969
Thomas & Mack Center (Las Vegas)	1983-84	18,500	1983
Vivint Smart Home Arena (Salt Lake City)	1991-present	19,911	1991

LARGEST CROWDS TO SEE JAZZ PLAY

ATTEND.	OPPONENT	DATE	RESULT	SCORE	SITE
40,415	@ Minnesota	4/15/90	W	103-90	Hubert H. Humphrey Metrodome (Minneapolis)
35,122	@ San Antonio	5/2/99	L	78-84	Alamodome (San Antonio)
35,077	PHILADELPHIA	11/30/77	L	114-117	Louisiana Superdome (New Orleans)
33,192	NEW YORK	10/26/78	W	123-111	Louisiana Superdome (New Orleans)
33,151	@ San Antonio	12/23/93	W	96-88	Alamodome (San Antonio)

SMALLEST CROWDS TO SEE JAZZ PLAY

ATTEND.	OPPONENT	DATE	RESULT	SCORE	SITE
2,163	@ Cleveland	11/23/82	W	121-99	The Coliseum (Richfield, OH)
2,368	HOUSTON	1/10/75	W	111-108	Loyola University Fieldhouse (New Orleans)
2,525	@ Cleveland	12/13/83	W	107-105	The Coliseum (Richfield, OH)
2,728	@ San Diego	1/16/83	W	115-111	San Diego Sports Arena (San Diego)
2,812	WASHINGTON	1/31/75	L	101-106	Loyola University Fieldhouse (New Orleans)

LARGEST HOME CROWDS

ATTEND.	OPPONENT	DATE	RESULT	SCORE	SITE
35,077	PHILADELPHIA	11/30/77	L	114-117	Louisiana Superdome (New Orleans)
33,192	NEW YORK	10/26/78	W	123-111	Louisiana Superdome (New Orleans)
31,127	L.A. LAKERS	1/2/79	W	109-105	Louisiana Superdome (New Orleans)
31,019	L.A. LAKERS	12/13/77	W	117-94	Louisiana Superdome (New Orleans)
28,842	PORTLAND	3/7/78	W	84-82	Louisiana Superdome (New Orleans)

SMALLEST HOME CROWDS

ATTEND.	OPPONENT	DATE	RESULT	SCORE	SITE
2,368	HOUSTON	1/10/75	W	111-108	Loyola University Fieldhouse (New Orleans)
2,812	WASHINGTON	1/31/75	L	101-106	Loyola University Fieldhouse (New Orleans)
2,887	L.A. LAKERS	1/29/75	L	108-112	Loyola University Fieldhouse (New Orleans)
3,063	HOUSTON	2/5/75	L	97-124	Loyola University Fieldhouse (New Orleans)
3,118	PHOENIX	11/8/74	L	102-105	Municipal Auditorium (New Orleans)

LARGEST HOME CROWDS (UTAH JAZZ ONLY)

ATTEND.	OPPONENT	SITE
19,911	(524 times, last 4/13/15 vs. Dallas)	Vivint Smart Home Arena (Salt Lake City)

SMALLEST HOME CROWDS (UTAH JAZZ ONLY)

ATTEND.	OPPONENT	DATE	RESULT	SCORE	SITE
3,955	SEATTLE	11/2/84	W	107-101	Thomas & Mack Center (Las Vegas)
4,070	KANSAS CITY	12/9/84	W	123-120	Thomas & Mack Center (Las Vegas)
4,755	ATLANTA	12/18/80	L	97-109	Salt Palace (Salt Lake City)
4,836	SAN ANTONIO	1/6/82	W	130-115	Salt Palace (Salt Lake City)
4,942	HOUSTON	3/4/82	L	124-128	Salt Palace (Salt Lake City)

COACHING RECORDS

SEASON	TEAM	REGULAR SEASON				PLAYOFFS		
		W-L	PCT.	GB	FINISH	W-L	WIN PCT.	RESULT
1974-75	Scotty Robertson	1-14	.067		FIRE (11/17/74)	-		
	Elgin Baylor	0-1	.000		INTERIM (11/17/74)	-		
	Bill Van Breda Kolff	22-44	.333	37	5th/Central	Did Not Qualify		
1975-76	Bill Van Breda Kolff	38-44	.463	11	4th/Central	Did Not Qualify		
1976-77	Bill Van Breda Kolff	14-12	.538		FIRE (12/14/76)	-		
	Elgin Baylor	21-35	.375	14	5th/Central	Did Not Qualify		
1977-78	Elgin Baylor	39-43	.476	13	5th/Central	Did Not Qualify		
1978-79	Elgin Baylor	26-56	.317	22	6th/Central	Did Not Qualify		
1979-80	Tom Nissalke	24-58	.293	25	5th/Midwest	Did Not Qualify		
1980-81	Tom Nissalke	28-54	.341	24	5th/Midwest	Did Not Qualify		
1981-82	Tom Nissalke	8-12	.400		FIRE (12/10/81)	-		
	Frank Layden	17-45	.274	23	6th/Midwest	Did Not Qualify		
1982-83	Frank Layden	30-52	.366	23	5th/Midwest	Did Not Qualify		
1983-84	Frank Layden	45-37	.549	---	Midwest Champs	5-6	.455	Lost in Conf. Semifinals
1984-85	Frank Layden	41-41	.500	11	T-4th/Midwest	4-6	.400	Lost in Conf. Semifinals
1985-86	Frank Layden	42-40	.512	9	4th/Midwest	1-3	.250	Lost in First Round
1986-87	Frank Layden	44-38	.537	11	2nd/Midwest	2-3	.400	Lost in First Round
1987-88	Frank Layden	47-35	.573	7	3rd/Midwest	6-5	.545	Lost in Conf. Semifinals
1988-89	Frank Layden	11-6	.647		RESIGNED (12/9/88)	-		
	Jerry Sloan	40-25	.615	---	Midwest Champs	0-3	.000	Lost in First Round
1989-90	Jerry Sloan	55-27	.671	1	2nd/Midwest	2-3	.400	Lost in First Round
1990-91	Jerry Sloan	54-28	.659	1	2nd/Midwest	4-5	.444	Lost in Conf. Semifinals
1991-92	Jerry Sloan	55-27	.671	---	Midwest Champs	9-7	.563	Lost in Conf. Finals
1992-93	Jerry Sloan	47-35	.573	8	3rd/Midwest	2-3	.400	Lost in First Round
1993-94	Jerry Sloan	53-29	.646	5	3rd/Midwest	8-8	.500	Lost in Conf. Finals
1994-95	Jerry Sloan	60-22	.732	2	2nd/Midwest	2-3	.400	Lost in First Round
1995-96	Jerry Sloan	55-27	.671	4	2nd/Midwest	10-8	.556	Lost in Conf. Finals
1996-97	Jerry Sloan	64-18	.780	---	Midwest Champs	13-7	.650	Lost in NBA Finals
1997-98	Jerry Sloan	62-20	.756	---	Midwest Champs	13-7	.650	Lost in NBA Finals
1998-99	Jerry Sloan	37-13	.740	---	T-1st/Midwest	5-6	.455	Lost in Conf. Semifinals
1999-00	Jerry Sloan	55-27	.671	---	Midwest Champs	4-6	.400	Lost in Conf. Semifinals
2000-01	Jerry Sloan	53-29	.646	5	T-2nd/Midwest	2-3	.400	Lost in First Round
2001-02	Jerry Sloan	44-38	.537	13	4th/Midwest	1-3	.250	Lost in First Round
2002-03	Jerry Sloan	47-35	.573	13	4th/Midwest	1-4	.200	Lost in First Round
2003-04	Jerry Sloan	42-40	.512	16	7th/Midwest	Did Not Qualify		
2004-05	Jerry Sloan	26-56	.317	26	5th/Northwest	Did Not Qualify		
2005-06	Jerry Sloan	41-41	.500	3	2nd/Northwest	Did Not Qualify		
2006-07	Jerry Sloan	51-31	.622	---	Northwest Champs	9-8	.529	Lost in Conf. Finals
2007-08	Jerry Sloan	54-28	.659	---	Northwest Champs	6-6	.500	Lost in Conf. Semifinals
2008-09	Jerry Sloan	48-34	.585	6	3rd/Northwest	1-4	.200	Lost in First Round
2009-10	Jerry Sloan	53-29	.646	---	T-1st/Northwest	4-6	.400	Lost in Conf. Semifinals
2010-11	Jerry Sloan	31-23	.574		RESIGNED (2/10/11)	-		
	Tyrone Corbin	8-20	.286	16	4th/Northwest	Did Not Qualify		
2011-12	Tyrone Corbin	36-30	.545	11	3rd/Northwest	0-4	.000	Lost in First Round
2012-13	Tyrone Corbin	43-39	.524	17	3rd/Northwest	Did Not Qualify		
2013-14	Tyrone Corbin	25-57	.305	34	5th/Northwest	Did Not Qualify		
2014-15	Quin Snyder	38-44	.463	13	3rd/Northwest	Did Not Qualify		
TOTALS	EIGHT COACHES	1775-1539	.536			114-127	.473	

ALL-TIME COACHES

COACH	DATES COACHED	REG. SEASON			PLAYOFFS		
		SEASONS	W-L	WIN PCT.	APPEARANCES	W-L	WIN PCT.
Scotty Robertson	5/28/74 - 11/17/74	1	1-14	.067	Did Not Qualify		
Bill Van Breda Kolff	11/18/74 - 12/14/76	2	74-100	.425	Did Not Qualify		
Elgin Baylor	11/17/74; 12/16/76 - 4/12/79	4	86-135	.389	Did Not Qualify		
Tom Nissalke	6/18/79 - 12/10/81	3	60-124	.326	Did Not Qualify		
Frank Layden	12/10/81 - 12/9/88	8	277-294	.485	5	18-23	.439
Jerry Sloan	12/9/88 - 2/10/11	23	1127-682	.623	19	96-100	.490
Tyrone Corbin	2/10/11 - 4/21/14	4	112-146	.434	1	0-4	.000
Quin Snyder	6/6/14 - present	1	38-44	.463	-	---	---
TOTALS	EIGHT COACHES	40	1775-1539	.536	25	114-127	.473

ALL-TIME GENERAL MANAGERS/BASKETBALL EXECUTIVES

Executive	DATES
Bill Bertka	5/8/74 - 10/5/76
Barry Mendelson	10/5/76 - 3/23/77
Lewis Schaffel	4/16/77 - 9/22/78
Tom Willingham	9/22/78 - 5/9/79
Frank Layden	5/9/79 - 6/15/87
Dave Checketts	6/15/87 - 6/1/89
Scott Layden	6/1/89 - 8/10/99
Kevin O'Connor	8/26/99 - 8/7/12
Dennis Lindsey	8/7/12 - present



JAZZ ALL-TIME CAREER RECORDS

SEASONS PLAYED

John Stockton	19
Karl Malone	18
Mark Eaton	11
Thurl Bailey	10
Darrell Griffith	10
Andrei Kirilenko	10
Greg Ostertag	10
Bryon Russell	9
Jarron Collins	8
Rickey Green	8

GAMES PLAYED

John Stockton	1,504
Karl Malone	1,434
Mark Eaton	874
Darrell Griffith	765
Thurl Bailey	708
Greg Ostertag	700
Andrei Kirilenko	681
Bryon Russell	628
Rickey Green	606
Paul Millsap	540

CONSECUTIVE GAMES PLAYED

John Stockton	609
Karl Malone	543
Mike Brown	381
Bryon Russell	366
Thurl Bailey	361
Howard Easley	361
John Stockton	360
Jeff Homacek	344
Mark Eaton	338
Ben Poquette	321

GAMES STARTED

Karl Malone	1,429
John Stockton	1,300
Mark Eaton	815
Darrell Griffith	492
Andrei Kirilenko	478
Rickey Green	474
Adrian Dantley	451
Jeff Homacek	436
Deron Williams	406
Mehmet Okur	404

CONSECUTIVE GAMES STARTED

John Stockton	609
Karl Malone	543
John Stockton	360
Mark Eaton	295
Jeff Homacek	202
Darrell Griffith	186
Mehmet Okur	148
Bobby Hansen	142
Ben Poquette	132
Truck Robinson	125

MINUTES

Karl Malone	53,479
John Stockton	47,764
Mark Eaton	25,169
Darrell Griffith	21,403
Andrei Kirilenko	20,989
Thurl Bailey	20,523
Adrian Dantley	17,899
Rickey Green	17,329
Bryon Russell	16,443
Deron Williams	15,632

POINTS

Karl Malone	36,374
John Stockton	19,711
Adrian Dantley	13,635
Darrell Griffith	12,391
Thurl Bailey	9,897
Andrei Kirilenko	8,411
Pete Maravich	8,324
Deron Williams	7,576
Mehmet Okur	7,255
Rickey Green	6,917

FIELD GOALS MADE

Karl Malone	13,335
John Stockton	7,039
Darrell Griffith	5,237
Adrian Dantley	4,908
Thurl Bailey	3,989
Pete Maravich	3,258
Carlos Boozer	2,804
Andrei Kirilenko	2,780
Rickey Green	2,775
Deron Williams	2,725

FIELD GOALS ATTEMPTED

Karl Malone	25,810
John Stockton	13,658
Darrell Griffith	11,305
Adrian Dantley	8,737
Thurl Bailey	8,420
Pete Maravich	7,507
Andrei Kirilenko	5,912
Deron Williams	5,848
Rickey Green	5,797
Mehmet Okur	5,511

FIELD GOAL PERCENTAGE

	FG%	FG-A
Adrian Dantley	.562	(4908-8737)
Carlos Boozer	.544	(2804-5153)
Ronnie Brewer	.523	(1083-2071)
Adam Keefe	.521	(772-1482)
Karl Malone	.517	(13335-25810)
Paul Millsap	.516	(2627-5089)
Blue Edwards	.516	(1061-2056)
John Stockton	.515	(7039-13658)
Derrick Favors	.512	(1442-2818)
Donyell Marshall	.510	(770-1510)

minimum 100 games and 500 FGM

THREE-POINTERS MADE (SINCE 1979-80)

John Stockton	845
Bryon Russell	540
Darrell Griffith	530
Mehmet Okur	517
Deron Williams	511
Jeff Homacek	439
Gordon Hayward	397
C.J. Miles	334
Andrei Kirilenko	331
Trey Burke	235
Kyle Korver	235

THREE-POINTERS ATTEMPTED (SINCE 1979-80)

John Stockton	2,202
Darrell Griffith	1,596
Bryon Russell	1,455
Deron Williams	1,427
Mehmet Okur	1,358
Gordon Hayward	1,089
Andrei Kirilenko	1,060
Jeff Homacek	1,025
C.J. Miles	1,014
Trey Burke	726

THREE-POINT PERCENTAGE (SINCE 1979-80)

	3FG%	3FG-A
Jeff Homacek	.428	(439-1025)
Kyle Korver	.416	(235-565)
Kelly Tripucka	.397	(50-126)
John Crotty	.393	(59-150)
John Stockton	.384	(845-2202)
Mehmet Okur	.381	(517-1358)
Raja Bell	.376	(218-580)
Scott Padgett	.375	(112-299)
Gordan Giricek	.373	(134-359)
Bryon Russell	.371	(540-1455)

minimum 100 games and 50 3FGM

FREE THROWS MADE

Karl Malone	9,619*
John Stockton	4,788
Adrian Dantley	3,814
Andrei Kirilenko	2,520
Thurl Bailey	1,915
Pete Maravich	1,801
Mehmet Okur	1,648
Deron Williams	1,615
Jeff Homacek	1,499
Paul Millsap	1,428

FREE THROWS ATTEMPTED

Karl Malone	12,963*
John Stockton	5,796
Adrian Dantley	4,663
Andrei Kirilenko	3,302
Thurl Bailey	2,357
Pete Maravich	2,172
Mehmet Okur	2,051
Deron Williams	1,998
Paul Millsap	1,976
Darrell Griffith	1,961

JAZZ ALL-TIME CAREER RECORDS

FREE THROW PERCENTAGE

	FT%	FT-A
Jeff Homacek	.897	(1499-1672)
Jeff Malone	.881	(852-967)
Kyle Korver	.879	(239-272)
Kelly Tripucka	.871	(256-294)
Ron Boone	.862	(244-283)
Tyrone Corbin	.837	(427-510)
Pete Maravich	.829	(1801-2172)
John Stockton	.826	(4788-5796)
Howard Eisley	.826	(479-580)
Allan Bristow	.823	(363-441)

minimum 100 games and 200 FTM

REBOUNDS

Karl Malone	14,601
Mark Eaton	6,939
John Stockton	4,051
Greg Ostertag	3,978
Rich Kelley	3,972
Thurl Bailey	3,881
Andrei Kirilenko	3,836
Paul Millsap	3,792
Carlos Boozer	3,712
Mehmet Okur	3,599

OFFENSIVE REBOUNDS

Karl Malone	3,501
Mark Eaton	1,857
Greg Ostertag	1,420
Paul Millsap	1,308
Rich Kelley	1,283
Andrei Kirilenko	1,241
Adrian Dantley	1,169
Thurl Bailey	1,086
John Stockton	966
Mehmet Okur	962

DEFENSIVE REBOUNDS

Karl Malone	11,100
Mark Eaton	5,082
John Stockton	3,085
Thurl Bailey	2,795
Carlos Boozer	2,774
Rich Kelley	2,689
Mehmet Okur	2,637
Andrei Kirilenko	2,595
Greg Ostertag	2,558
Paul Millsap	2,484

ASSISTS

John Stockton	15,806*
Karl Malone	5,085
Rickey Green	4,159
Deron Williams	4,003
Andrei Kirilenko	1,919
Jeff Homacek	1,895
Pete Maravich	1,844
Adrian Dantley	1,702
Darrell Griffith	1,627
Howard Eisley	1,472

STEALS

John Stockton	3,265*
Karl Malone	2,035
Rickey Green	1,100
Andrei Kirilenko	960
Darrell Griffith	931
Bryon Russell	728
Jeff Homacek	618
Paul Millsap	604
Adrian Dantley	502
Pete Maravich	467

BLOCKED SHOTS

Mark Eaton	3,064
Andrei Kirilenko	1,380
Greg Ostertag	1,253
Karl Malone	1,125
Thurl Bailey	879
Paul Millsap	521
Ben Poquette	517
Rich Kelley	498
Derrick Favors	453
Mehmet Okur	346

PERSONAL FOULS

Karl Malone	4,462
John Stockton	3,942
Mark Eaton	2,955
Paul Millsap	1,804
Greg Ostertag	1,785
Darrell Griffith	1,689
Rich Kelley	1,661
Bryon Russell	1,614
Thurl Bailey	1,533
Mehmet Okur	1,465

TURNOVERS (SINCE 1977-78)

Karl Malone	4,421*
John Stockton	4,244
Darrell Griffith	1,632
Adrian Dantley	1,560
Andrei Kirilenko	1,344
Deron Williams	1,337
Mark Eaton	1,293
Thurl Bailey	1,239
Rickey Green	1,211
Carlos Boozer	901

CAREER BEST AVERAGES (minimum 100 games)

SCORING AVERAGE

Adrian Dantley	29.6
Karl Malone	25.4
Pete Maravich	25.2
Truck Robinson	23.2
Carlos Boozer	19.3
John Drew	18.5
Al Jefferson	18.5
Jeff Malone	18.5
Deron Williams	17.3
Darrell Griffith	16.2

ASSISTS PER GAME

John Stockton	10.5
Deron Williams	9.1
Rickey Green	6.9
Pete Maravich	5.6
Trey Burke	5.0
Gail Goodrich	4.5
Allan Bristow	4.4
Jim McElroy	4.0
Jeff Homacek	4.0
Jamaal Tinsley	3.9

BLOCKS PER GAME

Mark Eaton	3.51*
Andrei Kirilenko	2.03
Rudy Gobert	1.81
Greg Ostertag	1.79
Ben Poquette	1.61
Al Jefferson	1.55
Derrick Favors	1.46
Otto Moore	1.45
Thurl Bailey	1.24
Truck Robinson	1.14

REBOUNDS PER GAME

Truck Robinson	14.9
Carlos Boozer	10.5
Karl Malone	10.2
Al Jefferson	9.5
Otto Moore	8.7
Rich Kelley	8.0
Mark Eaton	7.9
Ron Behagen	7.8
Mehmet Okur	7.6
Derrick Favors	7.5

STEALS PER GAME

John Stockton	2.17
Rickey Green	1.82
Ronnie Brewer	1.46
Karl Malone	1.42
Pete Maravich	1.42
Andrei Kirilenko	1.41
Jeff Homacek	1.30
Darrell Griffith	1.22
Tyrone Corbin	1.19
Bryon Russell	1.16

MINUTES PER GAME

Truck Robinson	43.4
Adrian Dantley	38.8
Pete Maravich	38.3
Karl Malone	37.3
Deron Williams	35.6
Jeff Malone	34.4
Al Jefferson	34.4
Carlos Boozer	34.0
John Stockton	31.8
Mehmet Okur	31.7

*NBA record.

Current players in bold

JAZZ ALL-TIME SEASON HIGHS

MINUTES

Truck Robinson	1977-78	3,638
Adrian Dantley	1980-81	3,417
Karl Malone	1993-94	3,329
Karl Malone	1990-91	3,302
Adrian Dantley	1981-82	3,222
Karl Malone	1987-88	3,198
John Stockton	1988-89	3,171
Karl Malone	1988-89	3,126
Karl Malone	1994-95	3,126
Karl Malone	1989-90	3,122

POINTS

Karl Malone	1989-90	2,540
Adrian Dantley	1981-82	2,457
Adrian Dantley	1980-81	2,452
Adrian Dantley	1983-84	2,418
Karl Malone	1990-91	2,382
Karl Malone	1988-89	2,326
Pete Maravich	1976-77	2,273
Karl Malone	1991-92	2,272
Karl Malone	1987-88	2,268
Adrian Dantley	1985-86	2,267

FIELD GOALS MADE

Karl Malone	1989-90	914
Adrian Dantley	1980-81	909
Adrian Dantley	1981-82	904
Pete Maravich	1976-77	886
Karl Malone	1996-97	864
Karl Malone	1987-88	858
Karl Malone	1990-91	847
Karl Malone	1994-95	830
Adrian Dantley	1985-86	818
Karl Malone	1988-89	809

FIELD GOALS ATTEMPTED

Pete Maravich	1976-77	2,047
Truck Robinson	1977-78	1,683
Karl Malone	1987-88	1,650
Adrian Dantley	1980-81	1,627
Karl Malone	1989-90	1,627
Darrell Griffith	1984-85	1,593
Adrian Dantley	1981-82	1,586
Karl Malone	1996-97	1,571
Pete Maravich	1974-75	1,562

FIELD GOAL PERCENTAGE

	FG%	FG-A
Adrian Dantley	1979-80	.576 (730-1267)
John Stockton	1987-88	.574 (454-791)
Adrian Dantley	1981-82	.570 (904-1586)
Adrian Dantley	1985-86	.563 (818-1453)
Carlos Boozer	2009-10	.562 (617-1098)
Karl Malone	1989-90	.562 (914-1627)
Carlos Boozer	2006-07	.561 (647-1154)
Adrian Dantley	1980-81	.559 (909-1627)
Ronnie Brewer	2007-08	.558 (354-634)
Adrian Dantley	1983-84	.552 (802-1438)

minimum 300 FGM

THREE-POINTERS MADE

(SINCE 1979-80)

Randy Foye	2012-13	178
Mehmet Okur	2006-07	129
Trey Burke	2014-15	124
Richard Jefferson	2013-14	123
Gordon Hayward	2014-15	120
Mehmet Okur	2007-08	114
Trey Burke	2013-14	111
C.J. Miles	2010-11	109
Bryon Russell	1996-97	108
Bryon Russell	1999-00	106

THREE-POINTERS ATTEMPTED

(SINCE 1979-80)

Randy Foye	2012-13	434
Trey Burke	2014-15	390
C.J. Miles	2010-11	339
Mehmet Okur	2006-07	336
Trey Burke	2013-14	336
Gordon Hayward	2014-15	330
Richard Jefferson	2013-14	301
Mehmet Okur	2007-08	294
Gordon Hayward	2013-14	280
Bryon Russell	1999-00	268

THREE-POINT PERCENTAGE

(SINCE 1979-80)

	3FG%	3FG-A
Kyle Korver	2009-10	.536* (59-110)
Jeff Homacek	1999-00	.478 (66-138)
Gordon Hayward	2010-11	.473 (35-74)
Jeff Homacek	1995-96	.466 (104-223)
John Stockton	2000-01	.462 (61-132)
John Stockton	1994-95	.449 (102-227)
John Crotty	2001-02	.449 (31-69)
Mehmet Okur	2008-09	.446 (90-202)
Jeff Homacek	1997-98	.441 (56-127)
Scott Padgett	2001-02	.434 (49-113)

minimum 25 3FGM

FREE THROWS MADE

Adrian Dantley	1983-84	813
Karl Malone	1988-89	703
Karl Malone	1989-90	696
Karl Malone	1990-91	684
Karl Malone	1991-92	673
Adrian Dantley	1981-82	648
Adrian Dantley	1980-81	632
Adrian Dantley	1985-86	630
Karl Malone	1997-98	628
Karl Malone	1992-93	619

FREE THROWS ATTEMPTED

Adrian Dantley	1983-84	946
Karl Malone	1988-89	918
Karl Malone	1989-90	913
Karl Malone	1990-91	888
Karl Malone	1991-92	865
Karl Malone	1992-93	836
Karl Malone	1997-98	825
Adrian Dantley	1981-82	818
Adrian Dantley	1985-86	796
Karl Malone	1987-88	789

FREE THROW PERCENTAGE

	FT%	FT-A
Jeff Homacek	1999-00	.950 (171-180)
Jeff Malone	1990-91	.917 (231-252)
Jeff Homacek	1996-97	.899 (293-326)
Jeff Malone	1991-92	.898 (256-285)
Ron Boone	1979-80	.894 (169-189)
Jeff Homacek	1995-96	.893 (259-290)
Jeff Homacek	1998-99	.893 (125-140)
Jeff Homacek	1997-98	.885 (285-322)
Jeff Homacek	1994-95	.882 (284-322)
Tyrone Corbin	1991-92	.878 (130-148)

minimum 125 FTM

OFFENSIVE REBOUNDS

Rich Kelley	1978-79	303
Truck Robinson	1977-78	298
Karl Malone	1986-87	278
Karl Malone	1987-88	277
Rudy Gobert	2014-15	265
Karl Malone	1988-89	259
Paul Millsap	2008-09	251
Rich Kelley	1977-78	249
Karl Malone	1990-91	236
Karl Malone	1993-94	235
Felton Spencer	1993-94	235
Carlos Boozer	2006-07	235
Al Jefferson	2010-11	235

DEFENSIVE REBOUNDS

Truck Robinson	1977-78	990
Karl Malone	1990-91	731
Rich Kelley	1978-79	723
Mark Eaton	1984-85	720
Karl Malone	1994-95	715
Karl Malone	1987-88	709
Karl Malone	1993-94	705
Carlos Boozer	2009-10	693
Karl Malone	1992-93	692
Karl Malone	1991-92	684

TOTAL REBOUNDS

Truck Robinson	1977-78	1,288
Rich Kelley	1978-79	1,026
Karl Malone	1987-88	986
Karl Malone	1990-91	967
Karl Malone	1993-94	940
Mark Eaton	1984-85	927
Karl Malone	1992-93	919
Karl Malone	1989-90	911
Karl Malone	1991-92	909
Carlos Boozer	2009-10	874

ASSISTS

John Stockton	1990-91	1,164*
John Stockton	1989-90	1,134
John Stockton	1987-88	1,128
John Stockton	1991-92	1,126
John Stockton	1988-89	1,118
John Stockton	1993-94	1,031
John Stockton	1994-95	1,011
John Stockton	1992-93	987
John Stockton	1995-96	916
Deron Williams	2007-08	862

JAZZ ALL-TIME SEASON HIGHS

STEALS

John Stockton	1988-89	263
John Stockton	1991-92	244
John Stockton	1987-88	242
John Stockton	1990-91	234
Rickey Green	1982-83	220
Rickey Green	1983-84	215
John Stockton	1989-90	207
John Stockton	1993-94	199
John Stockton	1992-93	199
John Stockton	1994-95	194

BLOCKED SHOTS

Mark Eaton	1984-85	456*
Mark Eaton	1985-86	369
Mark Eaton	1983-84	351
Mark Eaton	1986-87	321
Mark Eaton	1988-89	315
Mark Eaton	1987-88	304
Mark Eaton	1982-83	275
Andrei Kirilenko	2005-06	220
Andrei Kirilenko	2003-04	215
Mark Eaton	1991-92	205

PERSONAL FOULS

Ben Poquette	1980-81	342
Karl Malone	1986-87	323
Mark Eaton	1987-88	320
Mark Eaton	1984-85	312
Rich Kelley	1978-79	309
Felton Spencer	1993-94	304
Mark Eaton	1983-84	303
Mark Eaton	1990-91	298
Karl Malone	1987-88	296
Karl Malone	1985-86	295

DISQUALIFICATIONS

Ben Poquette	1980-81	18
E.C. Coleman	1974-75	10
E.C. Coleman	1976-77	9
Joe C. Meriweather	1977-78	8
Rich Kelley	1978-79	8
Ben Poquette	1979-80	8
Tom Boswell	1979-80	8
Wayne Cooper	1980-81	8
John Drew	1982-83	8
Mark Eaton	1987-88	8

TURNOVERS (SINCE 1977-78)

Karl Malone	1987-88	325
John Stockton	1988-89	308
Karl Malone	1989-90	304
Truck Robinson	1977-78	301
Adrian Dantley	1981-82	299
John Stockton	1990-91	298
Rich Kelley	1978-79	288
John Stockton	1991-92	286
Karl Malone	1988-89	285
Adrian Dantley	1980-81	282

SINGLE-SEASON BEST AVERAGES

SCORING AVERAGE

Pete Maravich	1976-77	31.1
Karl Malone	1989-90	31.0
Adrian Dantley	1980-81	30.7
Adrian Dantley	1983-84	30.6
Adrian Dantley	1981-82	30.3
Adrian Dantley	1985-86	29.8
Karl Malone	1988-89	29.1
Karl Malone	1990-91	29.0
Karl Malone	1991-92	28.0
Adrian Dantley	1979-80	28.0
minimum 70 games or 1,400 points		

ASSISTS PER GAME

John Stockton	1989-90	14.5*
John Stockton	1990-91	14.2
John Stockton	1987-88	13.8
John Stockton	1991-92	13.7
John Stockton	1988-89	13.6
John Stockton	1993-94	12.6
John Stockton	1994-95	12.3
John Stockton	1992-93	12.0
John Stockton	1995-96	11.2
Deron Williams	2008-09	10.7
minimum 70 games or 400 assists		

BLOCKS PER GAME

Mark Eaton	1984-85	5.56*
Mark Eaton	1985-86	4.61
Mark Eaton	1983-84	4.33
Mark Eaton	1986-87	4.06
Mark Eaton	1988-89	3.84
Mark Eaton	1987-88	3.71
Mark Eaton	1982-83	3.40
Andrei Kirilenko	2004-05	3.32
Andrei Kirilenko	2005-06	3.19
Andrei Kirilenko	2003-04	2.76
minimum 70 games or 100 blocked shots		

REBOUNDS PER GAME

Truck Robinson	1977-78	15.7
Rich Kelley	1978-79	12.8
Karl Malone	1987-88	12.0
Karl Malone	1990-91	11.8
Carlos Boozer	2006-07	11.7
Karl Malone	1993-94	11.5
Mark Eaton	1984-85	11.3
Karl Malone	1991-92	11.2
Karl Malone	1992-93	11.2
Carlos Boozer	2009-10	11.2
minimum 70 games or 800 rebounds		

STEALS PER GAME

John Stockton	1988-89	3.21
John Stockton	1991-92	2.98
John Stockton	1987-88	2.95
John Stockton	1990-91	2.85
Rickey Green	1982-83	2.82
Rickey Green	1983-84	2.65
John Stockton	1989-90	2.65
John Stockton	1992-93	2.43
John Stockton	1993-94	2.43
John Stockton	1994-95	2.37
minimum 70 games or 125 steals		

MINUTES PER GAME

Truck Robinson	1977-78	44.4
Adrian Dantley	1980-81	42.7
Pete Maravich	1976-77	41.7
Pete Maravich	1977-78	40.8
Karl Malone	1993-94	40.6
Karl Malone	1990-91	40.3
Adrian Dantley	1981-82	39.8
Adrian Dantley	1979-80	39.3
Karl Malone	1988-89	39.1
Karl Malone	1987-88	39.0
minimum 70 games or 2,000 minutes		

*NBA record.

Current players in bold

ROOKIE RECORDS

GAMES PLAYED

Danny Schayes	1981-82	82
Jerry Eaves	1982-83	82
John Stockton	1984-85	82
Jim Les	1988-89	82
Blue Edwards	1989-90	82
Andrei Kirilenko	2001-02	82
Raul Lopez	2003-04	82
Paul Millsap	2006-07	82
Wesley Matthews	2009-10	82
Enes Kanter	2011-12	66*

*Lockout shortened 66-game season

GAMES STARTED

Darrell Griffith	1980-81	80
Karl Malone	1985-86	76
Jaron Collins	2001-02	68
Trey Burke	2013-14	68
Thurl Bailey	1983-84	54

MINUTES PLAYED

Darrell Griffith	1980-81	2,867
Karl Malone	1985-86	2,475
Deron Williams	2005-06	2,307
Trey Burke	2013-14	2,262
Andrei Kirilenko	2001-02	2,151

POINTS

Darrell Griffith	1980-81	1,671
Karl Malone	1985-86	1,203
Trey Burke	2013-14	895
Aaron James	1974-75	887
Andrei Kirilenko	2001-02	880

FIELD GOALS MADE

Darrell Griffith	1980-81	716
Karl Malone	1985-86	504
Aaron James	1974-75	370
Trey Burke	2013-14	341
Deron Williams	2005-06	339

FIELD GOALS ATTEMPTED

Darrell Griffith	1980-81	1,544
Karl Malone	1985-86	1,016
Trey Burke	2013-14	897
Deron Williams	2005-06	805
Aaron James	1974-75	776

FIELD GOAL PERCENTAGE

	FG%	FG-A
Paul Millsap	2006-07	.525 (209-398)
Thurl Bailey	1983-84	.512 (302-590)
Michael "J.J." Anderson	1982-83	.510 (182-357)
Jim McElroy	1975-76	.510 (151-296)
Blue Edwards	1989-90	.507 (286-564)

minimum 150 FGM

THREE-POINTERS MADE

	(SINCE 1979-80)	
Trey Burke	2013-14	111
Deron Williams	2005-06	91
Danté Exum	2014-15	83
Joe Ingles	2014-15	72
Wesley Matthews	2009-10	63

THREE-POINTERS ATTEMPTED

	(SINCE 1979-80)	
Trey Burke	2013-14	336
Danté Exum	2014-15	264
Deron Williams	2005-06	219
Joe Ingles	2014-15	202
Rodney Hood	2014-15	170

THREE-POINT PERCENTAGE

	(SINCE 1979-80)	3FG%	3FG-A
Shandon Anderson	1996-97	.511	(24-47)
Gordon Hayward	2010-11	.473	(35-74)
Corey Crowder	1991-92	.433	(13-30)
Deron Williams	2005-06	.416	(91-219)
Wesley Matthews	2009-10	.382	(63-165)

minimum 10 made

FREE THROWS MADE

Andrei Kirilenko	2001-02	285
Darrell Griffith	1980-81	229
Jerry Eaves	1982-83	200
Karl Malone	1985-86	195
Wesley Matthews	2009-10	160

FREE THROWS ATTEMPTED

Karl Malone	1985-86	405
Andrei Kirilenko	2001-02	371
Darrell Griffith	1980-81	320
Jerry Eaves	1982-83	247
Paul Millsap	2006-07	208

FREE THROW PERCENTAGE

	FT%	FT-A
Trey Burke	2013-14	.903 (102-113)
Raul Lopez	2003-04	.863 (101-117)
Wesley Matthews	2009-10	.829 (160-193)
David Benoit	1991-92	.810 (81-100)
Jerry Eaves	1982-83	.810 (200-247)

minimum 63 made

OFFENSIVE REBOUNDS

Rich Kelley	1975-76	193
Paul Millsap	2006-07	183
Karl Malone	1985-86	174
Paul Griffin	1976-77	167
Andrei Kirilenko	2001-02	149

DEFENSIVE REBOUNDS

Karl Malone	1985-86	544
Mark Eaton	1982-83	376
Thurl Bailey	1983-84	349
Rich Kelley	1975-76	335
Paul Griffin	1976-77	328

TOTAL REBOUNDS

Karl Malone	1985-86	718
Rich Kelley	1975-76	528
Paul Griffin	1976-77	495
Thurl Bailey	1983-84	464
Mark Eaton	1982-83	462

ASSISTS

John Stockton	1984-85	415
Trey Burke	2013-14	396
Deron Williams	2005-06	359
Raul Lopez	2003-04	305
Karl Malone	1985-86	236

STEALS

Andrei Kirilenko	2001-02	116
John Stockton	1984-85	109
Darrell Griffith	1980-81	106
Karl Malone	1985-86	105
Don "Duck" Williams	1979-80	100

BLOCKED SHOTS

Mark Eaton	1982-83	275
Andrei Kirilenko	2001-02	159
Thurl Bailey	1983-84	122
Paul Millsap	2006-07	74
Danny Schayes	1981-82	72

PERSONAL FOULS

Karl Malone	1985-86	295
Danny Schayes	1981-82	292
Blue Edwards	1989-90	280
Mark Eaton	1982-83	257
Paul Griffin	1976-77	241

DISQUALIFICATIONS

Paul Griffin	1976-77	6
Mark Eaton	1982-83	6
Rich Kelley	1975-76	5
Aaron James	1974-75	4
Danny Schayes	1981-82	4
Jaron Collins	2001-02	4

TURNOVERS

	(SINCE 1977-78)	
Karl Malone	1985-86	279
Darrell Griffith	1980-81	231
Raul Lopez	2003-04	174
Jerry Eaves	1982-83	152
Blue Edwards	1989-90	152

ROOKIE BEST AVERAGES

SCORING AVERAGE	AVG
Darrell Griffith 1980-81	20.6
Karl Malone 1985-86	14.9
Trey Burke 2013-14	12.8
Aaron James 1974-75	11.7
Deron Williams 2005-06	10.8
minimum 35 games	

ASSISTS PER GAME	AVG
Trey Burke 2013-14	5.7
John Stockton 1984-85	5.1
Deron Williams 2005-06	4.5
Raul Lopez 2003-04	3.7
Karl Malone 1985-86	2.9
minimum 35 games	

BLOCKS PER GAME	AVG
Mark Eaton 1982-83	3.40
Andrei Kirilenko 2001-02	1.94
Thurl Bailey 1983-84	1.51
Greg Ostertag 1995-96	1.11
Rudy Gobert 2013-14	0.91
minimum 35 games	

REBOUNDS PER GAME	AVG
Karl Malone 1985-86	8.9
Rich Kelley 1975-76	7.0
Paul Griffin 1976-77	6.1
Thurl Bailey 1983-84	5.7
Mark Eaton 1982-83	5.7
minimum 35 games	

STEALS PER GAME	AVG
Andrei Kirilenko 2001-02	1.41
John Stockton 1984-85	1.33
Darrell Griffith 1980-81	1.31
Don "Duck" Williams 1979-80	1.30
Karl Malone 1985-86	1.30
minimum 35 games	

MINUTES PER GAME	AVG
Darrell Griffith 1980-81	35.4
Trey Burke 2013-14	32.3
Karl Malone 1985-86	30.6
Deron Williams 2005-06	28.8
Andrei Kirilenko 2001-02	26.2
minimum 35 games	

SINGLE-GAME ROOKIE RECORDS

MINUTES	51	Paul Griffin	@ Indiana (20T), 3/27/77
POINTS	38	Darrell Griffith	vs. Boston, 2/13/81
FIELD GOALS MADE	16	Aaron James	@ Washington, 4/6/75
FIELD GOALS ATTEMPTED	30	Aaron James	@ Washington, 4/6/75
FIELD GOAL PERCENTAGE (min. 10 FGM)	.909 (10-11)	Thurl Bailey	@ Golden State, 3/15/84
THREE-POINTERS MADE (since 1979-80)	6	Wesley Matthews	@ Oklahoma City, 3/14/10
THREE-POINTERS ATTEMPTED (since 1979-80)	10	Danté Exum	@ Milwaukee, 1/22/15
MOST THREE-POINTERS MADE, NONE MISSED	5	Gordon Hayward	@ Minnesota, 3/11/11
		Rodney Hood	vs. Charlotte, 3/16/15
FREE THROWS MADE	13	Jerry Eaves	@ Detroit, 3/16/83
		Karl Malone	@ Houston, 1/14/86
FREE THROWS ATTEMPTED	16	Karl Malone	@ Houston, 1/14/86
REBOUNDS	25	Paul Griffin	vs. Milwaukee, 2/23/77
OFFENSIVE REBOUNDS	10	J.J. Anderson	@ Denver, 1/12/83
		Paul Millsap	@ N. Orleans/Okla. City, 1/27/07
DEFENSIVE REBOUNDS	17	Paul Griffin	vs. Milwaukee, 2/23/77
ASSISTS	15	Trey Burke	@ Golden State, 4/6/14
STEALS	7	Karl Malone	vs. Golden State, 3/12/86
BLOCKED SHOTS	13	Mark Eaton	vs. Portland, 2/18/83
TURNOVERS (since 1977-78)	9	Jerry Eaves	@ Detroit, 3/16/83
		Carey Scurry	@ Portland, 11/2/85
		Karl Malone	vs. Phoenix, 2/22/86

*NBA record.

Current players in bold

MINUTES PLAYED

GAME	57:28	Gordon Hayward @ Atlanta (40T), 3/25/12
GAME	56:39	Karl Malone vs. Chicago (30T), 2/3/92
non-OT	48:00	many times, (last) John Stockton @ Phoenix, 3/1/92

POINTS

GAME	68	Pete Maravich vs. New York, 2/15/77
HALF	38	Karl Malone @ Golden State, 3/29/90 (2nd)
QTR	25	Karl Malone @ Golden State, 4/7/98 (3rd)

FIELD GOALS MADE

GAME	26	Pete Maravich vs. New York, 2/25/77
HALF	17	Adrian Dantley vs. Chicago, 12/4/82 (1st)
QTR	12	Adrian Dantley vs. Chicago, 12/4/82 (1st)

FIELD GOALS ATTEMPTED

GAME	43	Pete Maravich vs. New York, 2/25/77
HALF	25	Pete Maravich vs. New York, 2/25/77 (2nd)

MOST FIELD GOALS MADE, NONE MISSED

GAME	12	Karl Malone @ L.A. Lakers, 4/6/99
		Karl Malone vs. Seattle, 2/3/01

MOST FIELD GOALS ATTEMPTED, NONE MADE

GAME	13	Derrick Favors vs. Sacramento, 3/30/12
------	----	--

THREE-POINTERS MADE (SINCE 1979-80)

GAME	8	Jeff Hornacek vs. Seattle, 11/23/94
		Randy Foye vs. Brooklyn, 3/30/13
HALF	7	Randy Foye vs. Brooklyn, 3/30/13 (2nd)
QTR	5	Gordan Giricek vs. Portland, 4/16/07 (4th)
		C.J. Miles @ Portland, 11/20/10 (4th)
		Randy Foye vs. Brooklyn, 3/30/13 (3rd)

THREE-POINTERS ATTEMPTED (SINCE 1979-80)

GAME	13	Trey Burke vs. Minnesota (OT), 3/23/15
non-OT	12	Randy Foye @ Portland, 2/2/13
HALF	9	Deron Williams @ Denver, 1/6/07 (1st)
		Devin Harris @ Portland, 4/18/12 (1st)
QTR	6	Darrell Griffith vs. Boston, 2/16/87 (2nd)
		Jeff Hornacek vs. Denver, 12/7/95 (4th)
		Bryon Russell @ Minnesota, 12/23/96 (4th)
		Deron Williams @ Denver, 1/6/07 (2nd)
		Gordan Giricek vs. Portland, 4/16/07 (4th)
		Kyle Korver vs. L.A. Clippers, 3/28/08 (4th)
		C.J. Miles vs. New York, 1/12/11 (4th)

MOST THREE-POINTERS MADE, NONE MISSED

GAME	8	Jeff Hornacek vs. Seattle, 11/23/94
QTR	5	C.J. Miles @ Portland, 11/20/10 (4th)

MOST CONSECUTIVE THREE-POINTERS MADE, SEASON

GAME	11	Jeff Hornacek (12/30/94-1/11/95)
------	----	----------------------------------

MOST THREE-POINTERS ATTEMPTED, NONE MADE

GAME	11	Trey Burke vs. Atlanta, 1/2/15
------	----	--------------------------------

FREE THROWS MADE

GAME	28#	Adrian Dantley vs. Houston (@ Las Vegas), 1/4/84
HALF	17	Karl Malone @ Dallas, 11/4/00, (2nd)
QTR	12	Andre Kirilenko vs. Sacramento, 2/3/06 (4th)

Ties NBA Record

FREE THROWS ATTEMPTED

GAME	31	Adrian Dantley vs. Denver, 11/25/83
HALF	22	Karl Malone @ Dallas, 11/4/00 (2nd)

QTR	13	Adrian Dantley vs. Indiana, 1/1/85 (2nd)
-----	----	--

MOST FREE THROWS MADE, NONE MISSED

GAME	17	Adrian Dantley vs. Chicago, 2/5/80
		Karl Malone vs. L.A. Clippers, 11/14/92

MOST FREE THROWS ATTEMPTED, NONE MADE

GAME	4	many times, (last) Elijah Millsap vs. Portland, 3/25/15
------	---	---

REBOUNDS

GAME	27	Truck Robinson @ L.A. Lakers, 11/11/77
		Truck Robinson @ Indiana, 12/7/77
HALF	20	Truck Robinson @ Indiana, 12/7/77 (2nd)
QTR	12	Ron Behagen vs. Cleveland, 11/7/75 (4th)

OFFENSIVE REBOUNDS

GAME	13	Rich Kelley vs. Golden State, 2/22/78
		Adrian Dantley vs. Phoenix, 4/6/85
		Greg Ostertag vs. Minnesota, 11/3/03
HALF	11	Rudy Gobert vs. Houston, 3/12/15 (1st)

DEFENSIVE REBOUNDS

GAME	23	Truck Robinson vs. Phoenix, 10/28/77
------	----	--------------------------------------

ASSISTS

GAME	28	John Stockton vs. San Antonio, 1/15/91
HALF	15	John Stockton @ Dallas, 4/21/89 (2nd)
		John Stockton vs. L.A. Lakers, 4/12/90 (1st)
		John Stockton vs. L.A. Clippers, 12/8/90 (1st)
		John Stockton vs. San Antonio, 1/15/91 (2nd)
QTR	11	John Stockton vs. Chicago, 11/30/88 (2nd)
		John Stockton @ Portland, 1/2/94 (3rd)

STEALS

GAME	9	Rickey Green vs. Denver, 11/10/82
		Rickey Green @ Philadelphia, 11/27/82
		John Stockton vs. Houston, 2/12/91
HALF	7	Rickey Green vs. Denver, 4/12/83 (1st)
		John Stockton @ L.A. Clippers, 2/19/88 (1st)
		John Stockton vs. Phoenix, 11/19/88 (1st)
		John Stockton @ Dallas, 4/21/89 (2nd)
		John Stockton vs. Orlando, 11/21/90 (1st)
QTR	6	John Stockton vs. Phoenix, 11/19/88 (2nd)
		John Stockton vs. Orlando, 11/21/90 (1st)

BLOCKED SHOTS

GAME	14	Mark Eaton vs. Portland, 1/18/85
		Mark Eaton vs. San Antonio, 2/18/89
HALF	9	Mark Eaton vs. Portland, 11/1/86 (2nd)
QTR	6	Mark Eaton vs. Dallas, 3/17/84 (3rd)
		Mark Eaton @ Dallas, 2/1/85 (3rd)
		Mark Eaton vs. Golden State, 3/12/86 (1st)
		Mark Eaton vs. San Antonio, 2/18/89 (2nd & 4th)
		Greg Ostertag vs. Orlando, 2/25/00 (4th)

TURNOVERS (SINCE 1977-78)

GAME	10	eight times, (last) John Stockton @ Milwaukee, 11/19/90
HALF	7	Karl Malone vs. Phoenix, 2/22/86 (2nd)
		Karl Malone vs. Portland, 2/15/88 (1st)
		John Stockton vs. Denver, 11/22/91 (2nd)
		Howard Easley vs. Washington, 2/3/97 (2nd)
		Carlos Boozer @ Portland, 4/4/07 (2nd)
QTR	6	John Stockton vs. New Jersey, 1/16/94 (2nd)
		Mo Williams @ Denver, 3/14/04 (2nd)
		Carlos Boozer @ Portland, 4/4/07 (3rd)

ALL-TIME OPPONENT INDIVIDUAL HIGHS

MINUTES PLAYED

GAME	60:00	DeMar DeRozan, @ Toronto, 11/12/12 (3OT)
non-OT	48:00	many times, (last), O.J. Mayo, Memphis, 1/11/11

POINTS

GAME	63	George Gervin, San Antonio, 4/9/78
HALF	53	George Gervin, San Antonio, 4/9/78 (1st)
QTR	33	George Gervin, San Antonio, 4/9/78 (3rd)

FIELD GOALS MADE

GAME	23	George Gervin, San Antonio, 4/9/78
HALF	19	George Gervin, San Antonio, 4/9/78 (1st)
QTR	12	George Gervin, San Antonio, 4/9/78 (2nd)

FIELD GOALS ATTEMPTED

GAME	49	George Gervin, San Antonio, 4/9/78
HALF	34	George Gervin, San Antonio, 4/9/78 (1st)
QTR	20	George Gervin, San Antonio, 4/9/78 (2nd)

MOST FIELD GOALS MADE, NONE MISSED

GAME	12	Nenê, @ Denver, 1/25/09
------	----	-------------------------

MOST FIELD GOALS ATTEMPTED, NONE MADE

GAME	15	Rodney McCray, Sacramento, 11/9/88
------	----	------------------------------------

THREE-POINTERS MADE (SINCE 1979-80)

GAME	9	Mahmoud Abdul-Rauf, Denver, 12/7/95
		Nick Anderson, Orlando, 1/19/96
		Kobe Bryant, L.A. Lakers, 3/22/05

HALF	7	Troy Murphy, @ Indiana, 3/10/09 (1st)
		Shawne Williams, New York, 1/12/11 (2nd)
QTR	5	eight times, (last) Kevin Love, Minnesota, 2/22/14 (3rd)

THREE-POINTERS ATTEMPTED (SINCE 1979-80)

GAME	16	Nick Van Exel, @ L.A. Lakers, 4/24/94
HALF	11	Chuck Atkins, @ L.A. Lakers, 2/15/05 (2nd)
		Nick Van Exel, @ L.A. Lakers, 4/24/94 (2nd)
QTR	8	Nick Van Exel, @ L.A. Lakers, 4/24/94 (4th)
		Michael Redd, @ Milwaukee, 11/11/06 (4th)

MOST THREE-POINTERS MADE, NONE MISSED

GAME	6	Danny Ainge, Boston, 1/4/88
HALF	7	Shawne Williams, New York, 1/12/11 (2nd)
QTR	5	Shawne Williams, New York, 1/12/11 (3rd)
		Channing Frye, @ Phoenix, 2/15/11 (1st)
		Caron Butler, @ L.A. Clippers, 12/30/12 (1st)

MOST THREE-POINTERS ATTEMPTED, NONE MADE

GAME	8	Tim Hardaway, Miami, 1/4/97
		Rasual Butler, @ Miami, 3/10/03
		Reggie Williams, Golden State, 3/31/10

FREE THROWS MADE

GAME	23	Kevin Johnson, @ Phoenix, 4/9/90 (OT)
non-OT	22	Kevin Durant, Oklahoma City, 10/30/13
HALF	17	Kevin Johnson, @ Phoenix, 4/9/90 (1st)

QTR	14	Kobe Bryant, L.A. Lakers, 2/26/07 (2nd)
		Dirk Nowitzki, @ Dallas, 11/3/09 (4th)

FREE THROWS ATTEMPTED

GAME	24	Kevin Johnson, @ Phoenix, 4/9/90 (OT)
		Kobe Bryant, L.A. Lakers, 2/26/07
		Dwight Howard, Orlando, 1/12/08
		Kevin Durant, Oklahoma City, 10/30/13
HALF	19	Kobe Bryant, L.A. Lakers, 2/26/07 (1st)
QTR	15	John Drew, @ Atlanta, 1/20/79 (3rd)
		Kobe Bryant, L.A. Lakers, 2/26/07 (2nd)

MOST FREE THROWS MADE, NONE MISSED

GAME	18	Magic Johnson, @ L.A. Lakers, 4/11/91
		Kevin Martin, @ Houston, 3/20/11
QTR	14	Dirk Nowitzki, @ Dallas, 11/3/09 (4th)

MOST FREE THROWS ATTEMPTED, NONE MADE

GAME	6	Billy Paultz, @ Houston, 3/14/81
		Michael Brooks, @ San Diego, 11/30/83
		Josh Smith, Atlanta, 2/23/09

REBOUNDS

GAME	37	Moses Malone, Houston, 2/9/79
HALF	19	Moses Malone, Houston, 2/9/79 (2nd)
		Erick Dampier, @ Golden State, 1/19/04 (2nd)
QTR	15	Erick Dampier, @ Golden State, 1/19/04 (4th)

OFFENSIVE REBOUNDS

GAME	19	Moses Malone, Houston, 2/9/79
------	----	-------------------------------

DEFENSIVE REBOUNDS

GAME	24	Wes Unseld, @ Washington, 4/6/75
------	----	----------------------------------

ASSISTS

GAME	25	Jason Kidd, @ Dallas, 2/8/96 (OT)
non-OT	23	Mookie Blaylock, @ Atlanta, 3/6/93
HALF	14	Johnny Moore, @ San Antonio, 4/18/82 (2nd)
QTR	10	Wes Matthews, @ L.A. Lakers, 1/8/88 (2nd)

STEALS

GAME	10	Alvin Robertson, @ Milwaukee, 11/19/90
HALF	8	Dudley Bradley, Indiana, 11/10/80 (2nd)
QTR	6	Dudley Bradley, Indiana, 11/10/80 (4th)

BLOCKED SHOTS

GAME	12	George Johnson, New Jersey, 3/21/78
		Hakeem Olajuwon, @ Houston, 11/11/89
HALF	9	George Johnson, New Jersey, 3/21/78 (2nd)
		Marcus Camby, @ Denver, 1/17/08 (2nd)
QTR	6	Hakeem Olajuwon, @ Houston, 11/11/89 (2nd)
		Shawn Bradley, Philadelphia, 1/7/95 (4th)
		Amar'e Stoudemire, @ Phoenix, 2/18/04 (1st)

TURNOVERS (SINCE 1977-78)

GAME	13	Chris Mullin, Golden State, 3/31/88
HALF	8	Chris Mullin, Golden State, 3/31/88 (2nd)
		Jason Kidd, @ New Jersey, 3/2/03 (2nd)
		Jeremy Lin, @ New York, 2/6/12 (2nd)
QTR	7	Chris Mullin, Golden State, 3/31/88 (4th)

Ties NBA Record

POINTS

GAME	153	vs. San Antonio, 4/9/78
1st HALF	80	vs. Golden State, 12/26/89
2nd HALF	83	vs. San Antonio, 3/27/87
		vs. Milwaukee, 1/27/90
QTR	50#	vs. Denver, 4/10/82 (1st)

FIELD GOALS MADE

GAME	68	vs. San Antonio, 4/9/78
HALF	35	three times (last), vs. San Antonio, 3/27/87 (2nd)
QTR	20	many times (none since 2002)

FIELD GOALS ATTEMPTED

GAME	118	vs. San Antonio, 4/9/78
HALF	68	@ Cleveland, 12/19/86 (2nd) (OT)
QTR	35	@ L.A. Lakers, 11/12/75 (4th)
		vs. Phoenix, 11/17/84 (2nd)

FIELD GOAL PERCENTAGE

GAME	.6753 (52-77)	vs. Houston, 2/27/10
	.6747 (56-83)	vs. Cleveland, 3/24/79

THREE-POINTERS MADE (SINCE 1979-80)

GAME	15	vs. Washington, 3/31/08
		vs. Charlotte, 3/16/15
HALF	12	vs. Charlotte, 3/16/15 (1st)
QTR	8	vs. Charlotte, 3/16/15 (1st)

THREE-POINTERS ATTEMPTED (SINCE 1979-80)

GAME	35	@ Dallas, 2/7/14
		@ Dallas 10/30/14
HALF	20	vs. Houston, 3/12/15 (2nd)
		vs. Sacramento, 4/8/15 (2nd)
QTR	13	@ Charlotte, 12/20/14 (4th)

MOST THREE-POINTERS MADE, NONE MISSED

GAME	6	@ Minnesota, 3/15/99
------	---	----------------------

FREE THROWS MADE

GAME	54	vs. New York, 11/14/94
HALF	34	@ Minnesota, 12/17/89 (2nd)
QTR	23	@ Minnesota, 12/17/89 (4th)

FREE THROWS ATTEMPTED

GAME	66	vs. Denver, 12/23/83
HALF	41	vs. Dallas, 10/31/80 (2nd)
		vs. New York, 2/25/97 (2nd)
QTR	28	vs. Sacramento, 1/25/91 (4th)

MOST FREE THROWS MADE, NONE MISSED

GAME	39	@ Portland, 12/7/82
------	----	---------------------

REBOUNDS

GAME	73	vs. Milwaukee, 2/23/77
HALF	41	vs. New York, 10/26/78 (2nd)
QTR	24	vs. Sacramento, 12/28/88 (4th)

OFFENSIVE REBOUNDS

GAME	31	vs. Buffalo, 11/6/74
		@ Denver, 1/12/83
		vs. L.A. Lakers, 4/16/87
		vs. Atlanta, 11/10/93

DEFENSIVE REBOUNDS

GAME	52	vs. Milwaukee, 2/23/77
		vs. New Jersey, 12/22/77

ASSISTS

GAME	49	vs. San Antonio, 4/9/78
HALF	27	vs. San Antonio, 4/9/78 (1st)
		@ Golden State, 4/6/97 (1st)
QTR	15	vs. Seattle, 2/24/87 (3rd)
		vs. Dallas, 3/16/88 (2nd)

STEALS

GAME	20	vs. Minnesota, 1/28/11
HALF	13	@ Philadelphia, 3/13/80
QTR	9	vs. Boston, 2/24/07 (3rd)

BLOCKED SHOTS

GAME	19	vs. Indiana, 3/27/79
		vs. Denver, 11/17/87
		vs. San Antonio, 2/18/89
HALF	14	vs. Denver, 11/17/87 (2nd)
QTR	9	vs. San Antonio, 3/27/87 (1st)
		vs. Denver, 11/17/87 (4th)

PERSONAL FOULS

GAME	52	@ Phoenix, 4/9/90 (OT)
HALF	38	@ Phoenix, 4/9/90 (2nd) (OT)
QTR	17	@ Golden State, 3/29/90 (3rd)

TURNOVERS

GAME	37	@ Philadelphia, 12/3/75
		vs. San Antonio, 11/5/76
HALF	23	@ Seattle, 1/4/75 (1st)
QTR	13	@ Seattle, 1/4/75 (2nd)

* NBA Record

Ties NBA Record

ALL-TIME JAZZ TEAM LOWS

POINTS

GAME	56	@ Seattle, 2/16/99
HALF	20	vs. Seattle, 1/4/75 (1st)
QTR	5	@ L.A. Lakers, 12/1/81 (2nd)

FIELD GOALS MADE

GAME	19	@ San Antonio, 11/8/97
HALF	8	many times, (last) @ Minnesota, 1/18/14 (1st)
QTR	1	vs. New York, 1/27/92 (4th) vs. Orlando, 3/6/06 (4th)

FIELD GOALS ATTEMPTED

GAME	53	vs. Dallas, 12/12/97
HALF	23	vs. Dallas, 12/12/97 (2nd)
QTR	6	vs. Dallas, 12/12/97 (4th)

FIELD GOAL PERCENTAGE

GAME	.288 (21-73)	@ Minnesota, 1/18/14
------	--------------	----------------------

THREE-POINTERS MADE (SINCE 1979-80)

GAME	0	many times, (last) @ Chicago, 3/10/12
HALF	0	many times, (last) @ San Antonio, 1/18/15 (2nd)

THREE-POINTERS ATTEMPTED (SINCE 1979-80)

GAME	0	many times, (last) vs. Minnesota, 12/3/92
HALF	0	many times, (last) vs. Detroit, 3/2/12 (1st)

MOST THREE-POINTERS ATTEMPTED, NONE MADE

GAME	13	@ Portland, 12/14/07 @ L.A. Clippers, 2/22/08
------	----	--

FREE THROWS MADE

GAME	1	@ Houston, 11/19/77
HALF	0	many times, (last) @ Dallas, 2/7/14 (1st)

FREE THROWS ATTEMPTED

GAME	5	@ Houston, 11/19/77 @ New Orleans, 4/8/08
HALF	0	many times, (last) @ Golden State, 4/7/13 (1st)

FREE THROW PERCENTAGE

GAME	.200 (1-5)	@ Houston, 11/19/77
------	------------	---------------------

REBOUNDS

GAME	22	vs. Miami, 1/28/02 @ Denver, 2/26/95
HALF	8	@ Dallas, 4/8/88 (1st) @ San Antonio, 11/27/04 (2nd) vs. Charlotte, 2/1/05 (2nd)
QTR	2	many times, (last) @ Dallas, 11/3/09 (4th)

OFFENSIVE REBOUNDS

GAME	2	@ Orlando, 12/20/96 @ L.A. Lakers, 3/19/15
HALF	0	several times, (last) vs. Phoenix, 4/14/10 (2nd)

DEFENSIVE REBOUNDS

GAME	10	@ L.A. Lakers, 4/1/90
------	----	-----------------------

ASSISTS

GAME	5	@ Chicago, 4/4/75
HALF	0	many times (none since 2002)

STEALS

GAME	0	@ Dallas, 12/23/80 vs. Sacramento, 4/16/91 @ L.A. Clippers, 12/29/04 @ Memphis, 12/22/14
HALF	0	many times, (last) @ Boston, 3/4/15 (1st)

BLOCKED SHOTS

GAME	0	many times, (last) @ Dallas, 10/30/14
HALF	0	many times, (last) @ Portland, 4/11/15 (1st)

PERSONAL FOULS

GAME	8	vs. Washington, 12/4/91
HALF	2	vs. San Antonio, 1/30/06 (1st)
QTR	0	10 times, (last) @ Brooklyn, 3/8/15 (1st)

TURNOVERS

GAME	5	vs. L.A. Clippers, 11/1/08 @ Dallas, 1/9/10 @ Portland, 2/2/13
HALF	1	many times, (last) vs. Denver, 1/13/14 (1st)
QTR	0	many times, (last) @ Portland, 4/11/15 (4th)

* NBA Record

POINTS

GAME	158	@ Milwaukee, 3/14/79
HALF	87	@ Milwaukee, 3/14/79 (2nd)
QTR	50	@ San Diego, 4/14/84 (2nd)
OT	24	@ Sacramento, 3/17/90

FIELD GOALS MADE

GAME	69	@ Milwaukee, 3/14/79
HALF	38	@ Milwaukee, 3/14/79 (2nd)
QTR	19	@ Washington, 11/10/76 (3rd) @ Milwaukee, 3/14/79 (1st) @ Milwaukee, 3/14/79 (2nd)

FIELD GOALS ATTEMPTED

GAME	121	Boston, 4/3/79
HALF	66	Phoenix, 10/28/77 (2nd)
QTR	36	Chicago, 10/31/78 (4th) Houston, 11/14/81 (1st)

FIELD GOAL PERCENTAGE

GAME	.659 (58-88)	L.A. Lakers (@ Las Vegas), 4/5/84
------	--------------	-----------------------------------

THREE-POINTERS MADE (SINCE 1979-80)

GAME	18	@ Chicago, 3/12/11
HALF	13	@ Chicago, 3/12/11 (1st)
QTR	8	Phoenix, 1/25/10 (2nd) @ Chicago, 3/12/11 (1st) Houston, 1/28/13 (4th) Golden State, 1/13/15 (3rd)

THREE-POINTERS ATTEMPTED (SINCE 1979-80)

GAME	38	Orlando (OT), 4/21/12
non-OT	36	@ Indiana, 3/26/10
HALF	22	Oklahoma City, 1/7/14 (2nd)
QTR	13	10 times, (last) @ New York, 3/9/13 (4th)

MOST THREE-POINTERS MADE, NONE MISSED

GAME	6	Cleveland, 1/24/85
------	---	--------------------

FREE THROWS MADE

GAME	61*	@ Phoenix, 4/9/90 (OT)
non-OT	55	@ Golden State, 3/29/90
HALF	36	@ Golden State, 3/29/90 (2nd)
QTR	23	@ Minnesota, 4/12/04 (4th)

FREE THROWS ATTEMPTED

GAME	80*	@ Phoenix, 4/9/90 (OT)
non-OT	65	Denver, 4/10/77 @ Golden State, 3/29/90 @ Seattle, 11/5/94
QTR	28	Portland, 11/16/76 (2nd) @ Minnesota, 4/12/04 (4th)

MOST FREE THROWS MADE, NONE MISSED

GAME	21	Denver, 3/18/88
------	----	-----------------

REBOUNDS

GAME	75	@ Golden State, 2/10/76
HALF	44	Chicago, 2/3/92 (2nd) (OT)
QTR	27	@ Milwaukee, 3/6/87 (2nd)

OFFENSIVE REBOUNDS

GAME	33	@ Portland, 1/8/78
------	----	--------------------

DEFENSIVE REBOUNDS

GAME	52	@ Golden State, 12/3/74
------	----	-------------------------

ASSISTS

GAME	45	@ Milwaukee, 3/14/79
HALF	25	@ L.A. Lakers, 12/19/81, (1st)
QTR	15	Seattle, 2/24/87 (3rd) Dallas, 3/16/88 (2nd)

STEALS

GAME	22	@ San Diego, 2/20/83
HALF	15	Indiana, 11/10/80 (2nd) @ San Diego, 2/20/83 (2nd)
QTR	9	@ San Diego, 2/20/85 (3rd)

BLOCKED SHOTS

GAME	19	New Jersey, 3/21/78
HALF	11	five times, (last) @ Houston, 4/15/15
QTR	7	seven time, (last) @ New Orleans, 2/9/15 (3rd)

PERSONAL FOULS

GAME	45	@ San Antonio, 11/8/97
HALF	29	Atlanta, 2/19/86 (2nd) (OT)
QTR	16	Sacramento, 1/25/91 (4th) @ Minnesota, 4/12/04 (4th) Charlotte, 2/1/05 (3rd) @ Phoenix, 2/14/05 (4th) Sacramento, 1/27/14 (4th)

TURNOVERS

GAME	36	@ Portland, 11/30/74
HALF	23	Phoenix, 10/22/76 (2nd)

* NBA Record

POINTS

GAME	56	@ Miami, 12/18/01
HALF	23	@ Miami, 12/18/01 (1st)
QTR	6	@ Detroit, 3/13/05 (4th)

FIELD GOALS MADE

GAME	20	Dallas, 2/26/99
		L.A. Lakers, 11/3/04
HALF	7	Houston, 4/10/04 (1st)
		L.A. Lakers, 11/3/04 (1st)
QTR	0	@ Detroit, 3/13/05 (4th)
		Sacramento, 2/3/06 (4th)

FIELD GOALS ATTEMPTED

GAME	54	@ Houston, 2/4/02
HALF	24	@ Memphis, 1/30/04 (2nd)
		@ Minnesota, 4/12/04 (2nd)
QTR	8	Orlando, 2/25/00 (2nd)

FIELD GOAL PERCENTAGE

GAME	.255 (25-98)	New Jersey, 11/27/89
HALF	.152 (5-33)	Portland, 1/29/03 (2nd)
QTR	.000 (0-20)	Sacramento, 2/3/06 (4th)
	.000 (0-15)	@ Detroit, 3/13/05 (4th)

THREE-POINTERS MADE (SINCE 1979-80)

GAME	0	many times, (last) @ Philadelphia, 3/16/07
HALF	0	many times, (last) @ Minnesota, 1/3/15 (1st)

THREE-POINTERS ATTEMPTED (SINCE 1979-80)

GAME	0	many times, (last) @ L.A. Clippers, 2/22/90
------	---	---

MOST THREE-POINTERS ATTEMPTED, NONE MADE

GAME	13	@ New York, 11/20/93
------	----	----------------------

FREE THROWS MADE

GAME	3	Miami, 3/23/99
HALF	0	many times, (last) @ Toronto, 11/15/14 (1st)

FREE THROWS ATTEMPTED

GAME	6	L.A. Lakers, 11/6/82
		Miami, 3/23/99
		@ Miami, 12/22/99
HALF	0	@ Milwaukee, 1/5/80 (1st)
		Cleveland, 11/6/80 (2nd)
		Miami, 3/23/99 (2nd)
		@ San Antonio, 4/17/06 (1st)
		@ Orlando, 12/23/12 (1st)
		@ Portland, 2/21/14 (1st)

FREE THROW PERCENTAGE

GAME	.313 (5-16)	@ Dallas, 2/1/92
------	-------------	------------------

REBOUNDS

GAME	21	New Jersey, 1/29/07
		Charlotte, 3/5/07
HALF	7	Houston, 4/10/04 (1st)
QTR	2	many times, (last) by Miami, 1/14/13 (2nd)

OFFENSIVE REBOUNDS

GAME	0	San Antonio, 1/23/02
HALF	0	many times, (last) @Houston, 4/15/15 (2nd)

DEFENSIVE REBOUNDS

GAME	13	@ New Jersey, 3/6/98
------	----	----------------------

ASSISTS

GAME	6	Cleveland, 11/5/14
HALF	1	Chicago, 2/1/93 (2nd)
		L.A. Clippers, 5/4/99 (2nd)
		@ Dallas, 12/20/02 (2nd)
QTR	0	many times, (last) Portland, 2/20/15 (4th)

STEALS

GAME	0	San Antonio, 1/10/05
HALF	0	many times, (last) San Antonio 3/16/14 (1st)

BLOCKED SHOTS

GAME	0	many times, (last) @ Miami, 12/17/14
HALF	0	many times, (last) Memphis, 4/10/15 (2nd)

PERSONAL FOULS

GAME	9	Boston, 2/16/87
		L.A. Lakers, 1/16/15
HALF	3	six times, (last) L.A. Lakers, 1/16/15 (2nd)
QTR	0	10 times, (last) @ L.A. Clippers, 12/28/13 (3rd)

TURNOVERS

GAME	3	@ Boston, 3/4/15
HALF	0	Washington, 3/3/81 (1st)
		Philadelphia, 1/5/05 (1st)
QTR	0	many times, (last) Sacramento, 4/8/15 (1st)

* NBA Record

SEASON-BY-SEASON LEADERS

SCORING		G	PTS	AVG.
1974-75:	Pete Maravich	79	1700	21.5
1975-76:	Pete Maravich	62	1604	25.9
1976-77:	Pete Maravich	73	2273	31.1*
1977-78:	Pete Maravich	50	1352	27.0
1978-79:	Len Robinson	43	1039	24.2
1979-80:	Adrian Dantley	68	1903	28.0
1980-81:	Adrian Dantley	80	2452	30.7*
1981-82:	Adrian Dantley	81	2457	30.3
1982-83:	Darrell Griffith	77	1709	22.2
1983-84:	Adrian Dantley	79	2418	30.6*
1984-85:	Adrian Dantley	55	1462	26.6
1985-86:	Adrian Dantley	76	2267	29.8
1986-87:	Karl Malone	82	1779	21.7
1987-88:	Karl Malone	82	2268	27.7
1988-89:	Karl Malone	80	2326	29.1
1989-90:	Karl Malone	82	2540	31.0
1990-91:	Karl Malone	82	2382	29.0
1991-92:	Karl Malone	81	2272	28.0
1992-93:	Karl Malone	82	2217	27.0
1993-94:	Karl Malone	82	2063	25.2
1994-95:	Karl Malone	82	2187	26.7
1995-96:	Karl Malone	82	2106	25.7
1996-97:	Karl Malone	82	2249	27.4
1997-98:	Karl Malone	81	2190	27.0
1998-99:	Karl Malone	49	1164	23.8
1999-00:	Karl Malone	82	2095	25.5
2000-01:	Karl Malone	81	1878	23.2
2001-02:	Karl Malone	80	1788	22.4
2002-03:	Karl Malone	81	1667	20.6
2003-04:	Andrei Kirilenko	78	1284	16.5
2004-05:	Carlos Boozer	51	1772	17.8
2005-06:	Mehmet Okur	82	1472	18.0
2006-07:	Carlos Boozer	74	1549	20.9
2007-08:	Carlos Boozer	81	1708	21.1
2008-09:	Deron Williams	68	1322	19.4
2009-10:	Carlos Boozer	78	1519	19.5
2010-11:	Deron Williams*	53	1129	21.3
2011-12:	Al Jefferson	61	1170	19.2
2012-13:	Al Jefferson	78	1391	17.8
2013-14:	Gordon Hayward	77	1248	16.2
2014-15:	Gordon Hayward	76	1463	19.3
REBOUNDS		G	REBS	AVG.
1974-75:	E.C. Coleman	77	549	7.1
1975-76:	Otto Moore	81	793	9.8
1976-77:	Otto Moore	81	636	7.9
1977-78:	Len Robinson	82	1288	15.7*
1978-79:	Rich Kelley	80	1026	12.8
1979-80:	Adrian Dantley	68	516	7.6
1980-81:	Ben Poquette	82	629	7.7
1981-82:	Jeff Wilkins	82	611	7.5
1982-83:	Jeff Wilkins	81	596	7.4
1983-84:	Mark Eaton	82	595	7.3
1984-85:	Mark Eaton	82	927	11.3
1985-86:	Karl Malone	81	718	8.9
1986-87:	Karl Malone	82	855	10.4
1987-88:	Karl Malone	82	986	12.0
1988-89:	Karl Malone	80	853	10.7
1989-90:	Karl Malone	82	911	11.1
1990-91:	Karl Malone	82	967	11.8
1991-92:	Karl Malone	81	909	11.2
1992-93:	Karl Malone	82	919	11.2
1993-94:	Karl Malone	82	940	11.5
1994-95:	Karl Malone	82	871	10.6
1995-96:	Karl Malone	82	804	9.8
1996-97:	Karl Malone	82	809	9.9
1997-98:	Karl Malone	81	834	10.3
1998-99:	Karl Malone	49	463	9.4
1999-00:	Karl Malone	82	779	9.5
2000-01:	Karl Malone	81	669	8.3
2001-02:	Karl Malone	80	686	8.6
2002-03:	Karl Malone	81	628	7.8
2003-04:	Andrei Kirilenko	78	629	8.1
2004-05:	Carlos Boozer	51	457	9.0
2005-06:	Mehmet Okur	82	746	9.1
2006-07:	Carlos Boozer	74	867	11.7
2007-08:	Carlos Boozer	81	844	10.4
2008-09:	Carlos Boozer	37	385	10.4
2009-10:	Carlos Boozer	78	874	11.2
2010-11:	Al Jefferson	82	794	9.7
2011-12:	Al Jefferson	61	585	9.6
2012-13:	Al Jefferson	78	720	9.2
2013-14:	Derrick Favors	73	637	8.7
2014-15:	Rudy Gobert	82	775	9.5
ASSISTS		G	ASTS	AVG.
1974-75:	Pete Maravich	79	488	6.2
1975-76:	Pete Maravich	62	332	5.4
1976-77:	Pete Maravich	73	392	5.4
1977-78:	Pete Maravich	50	335	6.7
1978-79:	Jim McElroy	79	453	5.7
1979-80:	Allan Bristow	81	341	4.2
1980-81:	Allan Bristow	82	383	4.7
1981-82:	Rickey Green	81	630	7.8

1982-83:	Rickey Green	78	697	8.9
1983-84:	Rickey Green	81	748	9.2
1984-85:	Rickey Green	77	597	7.8
1985-86:	John Stockton	82	610	7.4
1986-87:	John Stockton	82	670	8.2
1987-88:	John Stockton	82	1128	13.8*
1988-89:	John Stockton	82	1118	13.6*
1989-90:	John Stockton	78	1134	14.5*
1990-91:	John Stockton	82	1164	14.2*
1991-92:	John Stockton	82	1126	13.7*
1992-93:	John Stockton	82	987	12.0*
1993-94:	John Stockton	82	1031	12.6*
1994-95:	John Stockton	82	1011	12.3*
1995-96:	John Stockton	82	916	11.2*
1996-97:	John Stockton	82	860	10.5
1997-98:	John Stockton	64	543	8.5
1998-99:	John Stockton	50	374	7.5
1999-00:	John Stockton	82	703	8.6
2000-01:	John Stockton	82	713	8.7
2001-02:	John Stockton	82	674	8.2
2002-03:	John Stockton	82	629	7.7
2003-04:	Carlos Arroyo	71	355	5.0
2004-05:	Keith McLeod	53	236	4.5
2005-06:	Deron Williams	80	359	4.5
2006-07:	Deron Williams	80	745	9.3
2007-08:	Deron Williams	82	862	10.5
2008-09:	Deron Williams	68	725	10.7
2009-10:	Deron Williams	76	798	10.5
2010-11:	Deron Williams*	53	514	9.7
2011-12:	Deron Harris	63	316	5.0
2012-13:	Mo Williams	46	285	6.2
2013-14:	Trey Burke	70	396	5.7
2014-15:	Trey Burke	76	328	4.3

BLOCKED SHOTS		G	BS	AVG.
1974-75:	Otto Moore	40	39	0.98
1975-76:	Otto Moore	81	136	1.68
1976-77:	Otto Moore	81	117	1.44
1977-78:	Joe Meriweather	54	118	2.19
1978-79:	Rich Kelley	80	166	2.08
1979-80:	Ben Poquette	82	162	1.98
1980-81:	Ben Poquette	82	174	2.12
1981-82:	Jeff Wilkins	82	77	0.94
1982-83:	Mark Eaton	81	275	3.40
1983-84:	Mark Eaton	82	351	4.28*
1984-85:	Mark Eaton	82	456	5.56*
1985-86:	Mark Eaton	80	369	4.61
1986-87:	Mark Eaton	79	321	4.06*
1987-88:	Mark Eaton	82	304	3.71*
1988-89:	Mark Eaton	82	315	3.84
1989-90:	Mark Eaton	82	201	2.45
1990-91:	Mark Eaton	80	188	2.35
1991-92:	Mark Eaton	81	205	2.53
1992-93:	Mark Eaton	64	79	1.23
1993-94:	Karl Malone	82	126	1.54
1994-95:	Karl Malone	82	85	1.04
1995-96:	Greg Ostertag	57	63	1.11
1996-97:	Greg Ostertag	77	152	1.97
1997-98:	Greg Ostertag	63	132	2.10
1998-99:	Greg Ostertag	48	131	2.73
1999-00:	Greg Ostertag	81	172	2.12
2000-01:	Greg Ostertag	81	142	1.75
2001-02:	Andrei Kirilenko	82	159	1.94
2002-03:	Andrei Kirilenko	80	175	2.19
2003-04:	Andrei Kirilenko	78	215	2.76
2004-05:	Andrei Kirilenko	41	136	3.32*
2005-06:	Andrei Kirilenko	82	220	3.19
2006-07:	Andrei Kirilenko	70	144	2.06
2007-08:	Andrei Kirilenko	72	109	1.51
2008-09:	Andrei Kirilenko	67	77	1.15
2009-10:	Andrei Kirilenko	58	71	1.22
2010-11:	Al Jefferson	82	153	1.87
2011-12:	Al Jefferson	61	101	1.66
2012-13:	Derrick Favors	77	130	1.69
2013-14:	Derrick Favors	73	108	1.48
2014-15:	Rudy Gobert	82	189	2.30

STEALS		G	STLS	AVG.
1974-75:	Pete Maravich	79	120	1.52
1975-76:	Pete Maravich	62	140	8.7
1976-77:	Pete Maravich	73	84	1.15
1977-78:	Pete Maravich	50	101	2.02
1978-79:	Jim McElroy	79	148	1.87
1979-80:	Adrian Dantley	68	96	1.41
1980-81:	Rickey Green	47	75	1.60
1981-82:	Rickey Green	81	185	2.28
1982-83:	Rickey Green	78	220	2.82
1983-84:	Rickey Green	81	215	2.65*
1984-85:	Rickey Green	77	132	1.71
1985-86:	John Stockton	82	157	1.91
1986-87:	John Stockton	82	177	2.16
1987-88:	John Stockton	82	242	2.95
1988-89:	John Stockton	82	263	3.21*
1989-90:	John Stockton	78	207	2.65
1990-91:	John Stockton	82	234	2.85
1991-92:	John Stockton	82	244	2.98*

SEASON-BY-SEASON LEADERS

1992-93:	John Stockton	82	199	2.43
1993-94:	John Stockton	82	199	2.43
1994-95:	John Stockton	82	194	2.37
1995-96:	John Stockton	82	140	1.71
1996-97:	John Stockton	82	166	2.02
1997-98:	John Stockton	64	89	1.39
1998-99:	John Stockton	50	81	1.62
1999-00:	John Stockton	82	143	1.74
2000-01:	John Stockton	82	132	1.61
2001-02:	Karl Malone	80	152	1.90
2002-03:	Karl Malone	81	136	1.68
2003-04:	Andrej Kirilenko	78	150	1.92
2004-05:	Andrej Kirilenko	41	67	1.63
2005-06:	Andrej Kirilenko	82	102	1.48
2006-07:	Andrej Kirilenko	70	74	1.06
2007-08:	Ronnie Brewer	76	129	1.70
2008-09:	Ronnie Brewer	81	138	1.70
2009-10:	Ronnie Brewer	53	85	1.60
2010-11:	Paul Millsap	76	103	1.36
2011-12:	Paul Millsap	64	118	1.84
2012-13:	Paul Millsap	78	102	1.31
2013-14:	Gordon Hayward	77	110	1.43
2014-15:	Gordon Hayward	76	108	1.42

FIELD GOAL PCT.

		FGM	FGA	PCT.
1974-75:	Aaron James	370	776	.477
1975-76:	Rich Kelley	184	379	.485
1976-77:	Aaron James	238	486	.490
1977-78:	Rich Kelley	304	602	.505
1978-79:	Rich Kelley	440	870	.506
1979-80:	Adrian Dantley	730	1267	.576
1980-81:	Adrian Dantley	909	1627	.559
1981-82:	Adrian Dantley	904	1586	.570
1982-83:	Adrian Dantley	233	402	.580
1983-84:	Adrian Dantley	802	1438	.558
1984-85:	Adrian Dantley	512	964	.531
1985-86:	Adrian Dantley	818	1453	.563
1986-87:	Karl Malone	728	1422	.512
1987-88:	John Stockton	454	791	.574
1988-89:	John Stockton	497	923	.538
1989-90:	Karl Malone	914	1627	.562
1990-91:	Karl Malone	847	1608	.527
1991-92:	Karl Malone	798	1516	.526
1992-93:	Karl Malone	797	1443	.552
1993-94:	John Stockton	458	868	.528
1994-95:	John Stockton	429	791	.542
1995-96:	John Stockton	440	818	.538
1996-97:	Karl Malone	864	1571	.550
1997-98:	Karl Malone	780	1472	.530
1998-99:	Karl Malone	393	797	.493
1999-00:	Olden Polynice	203	398	.510
2000-01:	John Stockton	328	651	.504
2001-02:	Donyell Marshall	343	661	.519
2002-03:	Matt Harpring	521	1020	.511
2003-04:	Jarron Collins	147	295	.498
2004-05:	Carlos Boozer	361	693	.521
2005-06:	Carlos Boozer	219	399	.549
2006-07:	Carlos Boozer	647	1154	.561
2007-08:	Ronnie Brewer	354	634	.558
2008-09:	Paul Millsap	400	749	.508
2009-10:	Carlos Boozer	617	1098	.562
2010-11:	Paul Millsap	525	988	.531
2011-12:	Denrick Favors	222	445	.499
2012-13:	Enes Kanter	206	379	.544
2013-14:	Denrick Favors	390	747	.522
2014-15:	Rudy Gobert	258	427	.604

FREE THROW PCT.

		FTM	FTA	PCT.
1974-75:	Jim Barnett	156	188	.830
1975-76:	Nate Williams	197	239	.824
1976-77:	Pete Maravich	501	600	.835
1977-78:	Pete Maravich	240	276	.870
1978-79:	Gail Goodrich	174	204	.853
1979-80:	Mack Calvin	105	117	.897
1980-81:	Allan Bristow	166	198	.838
1981-82:	Ben Poquette	97	120	.808
1982-83:	Adrian Dantley	210	248	.847
1983-84:	Adrian Dantley	813	946	.859
1984-85:	Rickey Green	232	267	.869
1985-86:	Rickey Green	213	250	.852
1986-87:	Kelly Tripucka	197	226	.872
1987-88:	John Stockton	272	324	.840
1988-89:	John Stockton	390	452	.863
1989-90:	John Stockton	354	432	.819
1990-91:	Jeff Malone	231	252	.917
1991-92:	Jeff Malone	256	285	.898
1992-93:	Jeff Malone	236	277	.852
1993-94:	Jeff Homacek	82	92	.891
1994-95:	Jeff Homacek	284	322	.882
1995-96:	Jeff Homacek	259	290	.893
1996-97:	Jeff Homacek	293	326	.899
1997-98:	Jeff Homacek	285	322	.885
1998-99:	Jeff Homacek	125	140	.893
1999-00:	Jeff Homacek	171	180	.950*
2000-01:	John Stockton	227	278	.817

2001-02:	John Stockton	275	321	.857
2002-03:	John Stockton	237	287	.826
2003-04:	Gordan Gincek	68	77	.883
2004-05:	Mehmet Okur	329	387	.850
2005-06:	Keith McLeod	106	133	.797
2006-07:	Derek Fisher	262	307	.853
2007-08:	Kyle Korver	88	96	.917
2008-09:	Kyle Korver	112	127	.882
2009-10:	Wesley Matthews	160	183	.879
2010-11:	Raja Bell	91	102	.892
2011-12:	Gordan Hayward	193	232	.832
2012-13:	Randy Foye	118	144	.819
2013-14:	Trey Burke	102	113	.903
2014-15:	Gordan Hayward	375	462	.812

THREE-POINT PCT.

		3FGM	3FGA	PCT.
1979-80:	Ron Boone	19	50	.380
1980-81:	Jeff Judkins	9	28	.321
1981-82:	Darrell Griffith	15	52	.288
1982-83:	Darrell Griffith	38	132	.288
1983-84:	Darrell Griffith	91	252	.361*
1984-85:	Darrell Griffith	92	257	.358
1985-86:	Bobby Hansen	17	50	.340
1986-87:	Kelly Tripucka	19	52	.365
1987-88:	Kelly Tripucka	31	74	.419
1988-89:	Bobby Hansen	19	54	.352
1989-90:	John Stockton	47	113	.416
1990-91:	Darrell Griffith	48	138	.348
1991-92:	John Stockton	83	204	.407
1992-93:	John Stockton	72	187	.385
1993-94:	Jeff Homacek	18	42	.429
1994-95:	John Stockton	102	227	.449
1995-96:	Jeff Homacek	104	223	.466
1996-97:	John Stockton	76	180	.422
1997-98:	Jeff Homacek	56	127	.441
1998-99:	Jeff Homacek	43	81	.420
1999-00:	Jeff Homacek	66	138	.478
2000-01:	John Stockton	61	132	.462
2001-02:	John Crotty	31	69	.449
2002-03:	Matt Harpring	66	160	.413
2003-04:	Raja Bell	62	166	.373
2004-05:	Raul Lopez	20	45	.444
2005-06:	Gordan Gincek	91	219	.419
2006-07:	Gordan Gincek	52	122	.426
2007-08:	Deron Williams	83	210	.394
2008-09:	Mehmet Okur	90	202	.446
2009-10:	Kyle Korver	59	110	.536*
2010-11:	Gordan Hayward	35	74	.473
2011-12:	Raja Bell	34	87	.391
2012-13:	Gordan Hayward	102	246	.415
2013-14:	Richard Jefferson	123	301	.409
2014-15:	Rodney Hood	62	170	.365

MINUTES PLAYED

		G	MIN	AVG.
1974-75:	Pete Maravich	79	2853	36.1
1975-76:	Pete Maravich	62	2373	38.3
1976-77:	Pete Maravich	73	3041	41.7
1977-78:	Len Robinson	82	3638	44.4
1978-79:	Len Robinson	43	1781	41.4
1979-80:	Adrian Dantley	68	2674	39.3
1980-81:	Adrian Dantley	80	3417	42.7*
1981-82:	Adrian Dantley	81	3222	39.8
1982-83:	Darrell Griffith	77	2787	36.2
1983-84:	Adrian Dantley	79	2984	37.8
1984-85:	Adrian Dantley	55	1971	35.8
1985-86:	Adrian Dantley	76	2744	36.1
1986-87:	Karl Malone	82	2857	34.8
1987-88:	Karl Malone	82	3198	39.0
1988-89:	Karl Malone	80	3126	39.1
1989-90:	Karl Malone	82	3122	38.1
1990-91:	Karl Malone	82	3302	40.3
1991-92:	Karl Malone	81	3054	37.7
1992-93:	Karl Malone	82	3099	37.8
1993-94:	Karl Malone	82	3329	40.6
1994-95:	Karl Malone	82	3126	38.1
1995-96:	Karl Malone	82	3113	38.0
1996-97:	Karl Malone	82	2998	36.6
1997-98:	Karl Malone	81	3030	37.4
1998-99:	Karl Malone	49	1832	37.4
1999-00:	Karl Malone	82	2947	35.9
2000-01:	Karl Malone	81	2895	35.7
2001-02:	Karl Malone	80	3040	38.0
2002-03:	Karl Malone	81	2936	36.2
2003-04:	Andrej Kirilenko	78	2895	37.1
2004-05:	Matt Harpring	74	2594	34.9
2005-06:	Mehmet Okur	82	2945	35.9
2006-07:	Deron Williams	80	2950	36.9
2007-08:	Deron Williams	82	3059	37.3
2008-09:	Deron Williams	68	2505	36.8
2009-10:	Deron Williams	76	2802	36.9
2010-11:	Deron Williams*	53	2009	37.9
2011-12:	Al Jefferson	61	2075	34.0
2012-13:	Al Jefferson	78	2578	33.1
2013-14:	Gordan Hayward	77	2800	36.4
2014-15:	Gordan Hayward	76	2618	34.4

*League leader *Traded to New Jersey on 2/23/11

STARTING LINEUPS

1974-75 (28)

Opener	Finale
F E.C. Coleman	E.C. Coleman
F Bud Stallworth	Bud Stallworth
C Walt Bellamy	Otto Moore
G Stu Lantz	Louie Nelson
G Pete Maravich	Pete Maravich

1975-76 (16)

Opener	Finale
F E.C. Coleman	E.C. Coleman
F Ron Behagen	Aaron James
C Otto Moore	Rich Kelley
G Henry Bibby	Jim McElroy
G Louie Nelson	Pete Maravich

1976-77 (18)

Opener	Finale
F E.C. Coleman	E.C. Coleman
F Aaron James	Aaron James
C Rich Kelley	Rich Kelley
G Jim McElroy	Andy Walker
G Pete Maravich	Pete Maravich

1977-78 (9)

Opener	Finale
F Len Robinson	Len Robinson
F Paul Griffin	Aaron James
C Rich Kelley	Rich Kelley
G Fred Boyd	Gail Goodrich
G Pete Maravich	Gus Bailey

1978-79 (16)

Opener	Finale
F Len Robinson	James Hardy
F Aaron James	Spencer Haywood
C Rich Kelley	Rich Kelley
G Gail Goodrich	Gail Goodrich
G Pete Maravich	Tommy Green

1979-80 (20)

Opener	Finale
F Adrian Dantley	Tom Boswell
F Bernard King	James Hardy
C James Hardy	Ben Poquette
G Pete Maravich	Ron Boone
G Don Williams	Mack Calvin

1980-81 (12)

Opener	Finale
F Adrian Dantley	Adrian Dantley
F Allan Bristow	Ben Poquette
C Ben Poquette	Wayne Cooper
G Darrell Griffith	Carl Nicks
G Billy McKinney	Rickey Green

1981-82 (12)

Opener	Finale
F Adrian Dantley	Adrian Dantley
F Ben Poquette	Ben Poquette
C Jeff Wilkins	Danny Schayes
G Darrell Griffith	Darrell Griffith
G Rickey Green	Rickey Green

1982-83 (12)

Opener	Finale
F Adrian Dantley	John Drew
F Ben Poquette	Rich Kelley
C Danny Schayes	Mark Eaton
G Darrell Griffith	Darrell Griffith
G Rickey Green	Rickey Green

1983-84 (7)

Opener	Finale
F Adrian Dantley	Adrian Dantley
F John Drew	Thurl Bailey
C Mark Eaton	Mark Eaton
G Darrell Griffith	Darrell Griffith
G Rickey Green	Rickey Green

1984-85 (8)

Opener	Finale
F John Drew	Adrian Dantley
F Thurl Bailey	Thurl Bailey
C Mark Eaton	Mark Eaton
G Darrell Griffith	Bobby Hansen
G Rickey Green	Rickey Green

1985-86 (8)

Opener	Finale
F Adrian Dantley	Karl Malone
F Thurl Bailey	Thurl Bailey
C Mark Eaton	Mark Eaton
G Rickey Green	Rickey Green
G Bobby Hansen	Bobby Hansen

1986-87 (7)

Opener	Finale
F Thurl Bailey	Carey Scurry
F Karl Malone	Karl Malone
C Mark Eaton	Mark Eaton
G Bobby Hansen	Bobby Hansen
G John Stockton	Rickey Green

1987-88 (7)

Opener	Finale
F Karl Malone	Karl Malone
F Thurl Bailey	Marc Iavaroni
C Mark Eaton	Mark Eaton
G Darrell Griffith	Bobby Hansen
G Rickey Green	John Stockton

1988-89 (6)

Opener	Finale
F Karl Malone	Mike Brown
F Thurl Bailey	Thurl Bailey
C Mark Eaton	Mark Eaton
G Darrell Griffith	Bobby Hansen
G John Stockton	John Stockton

1989-90 (5)

Opener	Finale
F Blue Edwards	Karl Malone
F Karl Malone	Thurl Bailey
C Mark Eaton	Mark Eaton
G Bobby Hansen	Bobby Hansen
G John Stockton	John Stockton

1990-91 (8)

Opener	Finale
F Karl Malone	Blue Edwards
F Thurl Bailey	Karl Malone
C Mark Eaton	Mark Eaton
G Jeff Malone	Jeff Malone
G John Stockton	John Stockton

1991-92 (4)

Opener	Finale
F Karl Malone	Karl Malone
F Blue Edwards	Blue Edwards
C Mark Eaton	Mark Eaton
G Jeff Malone	Jeff Malone
G John Stockton	John Stockton

1992-93 (10)

Opener	Finale
F Karl Malone	Karl Malone
F Tyrone Corbin	David Benoit
C Mike Brown	Mark Eaton
G Jeff Malone	Jeff Malone
G John Stockton	John Stockton

1993-94 (9)

Opener	Finale
F Karl Malone	Karl Malone
F David Benoit	Tyrone Corbin
C Luther Wright	Felton Spencer
G Jeff Malone	Jeff Hornacek
G John Stockton	John Stockton

1994-95 (9)

Opener	Finale
F Karl Malone	Karl Malone
F David Benoit	David Benoit
C Felton Spencer	James Donaldson
G Jeff Hornacek	Jeff Hornacek
G John Stockton	John Stockton

1995-96 (7)

Opener	Finale
F Karl Malone	Karl Malone
F David Benoit	David Benoit
C Greg Foster	Felton Spencer
G Chris Morris	Jeff Hornacek
G John Stockton	John Stockton

1996-97 (3)

Opener	Finale
F Karl Malone	Karl Malone
F Bryon Russell	Bryon Russell
C Greg Ostertag	Greg Ostertag
G Jeff Hornacek	Jeff Hornacek
G John Stockton	John Stockton

1997-98 (20)

Opener	Finale
F Karl Malone	Karl Malone
F Bryon Russell	Adam Keefe
C Greg Ostertag	Greg Foster
G Jeff Hornacek	Jeff Hornacek
G Howard Easley	John Stockton

1998-99 (4)

Opener	Finale
F Karl Malone	Karl Malone
F Bryon Russell	Bryon Russell
C Greg Ostertag	Greg Foster
G Jeff Hornacek	Jeff Hornacek
G John Stockton	John Stockton

1999-2000 (5)

Opener	Finale
F Karl Malone	Karl Malone
F Adam Keefe	Bryon Russell
C Olden Polynice	Olden Polynice
G Jeff Hornacek	Jeff Hornacek
G John Stockton	John Stockton

2000-01 (10)

Opener	Finale
F Karl Malone	Karl Malone
F Bryon Russell	Donyell Marshall
C Olden Polynice	Olden Polynice
G John Starks	Bryon Russell
G John Stockton	John Stockton

STARTING LINEUPS/GAMES LOST TO INJURY

2001-02 (10)

Opener	Finale
F Karl Malone	Karl Malone
F Donyell Marshall	Andrei Kirilenko
C Greg Ostertag	Jarron Collins
G John Stockton	John Stockton
G Quincy Lewis	Bryon Russell

2002-03 (10)

Opener	Finale
F Karl Malone	Karl Malone
F Andrei Kirilenko	Matt Harpring
C Greg Ostertag	Greg Ostertag
G John Stockton	John Stockton
G DeShawn Stevenson	Calbert Cheaney

2003-04 (15)

Opener	Finale
F Matt Harpring	Andrei Kirilenko
F Andrei Kirilenko	Tom Gugliotta
C Greg Ostertag	Jarron Collins
G Carlos Arroyo	Carlos Arroyo
G DeShawn Stevenson	Gordan Giricek

2004-05 (31)*

Opener	Finale
F Andrei Kirilenko	Matt Harpring
F Carlos Boozer	Mehmet Okur
C Jarron Collins	Jarron Collins
G Keith McLeod	Keith McLeod
G Gordan Giricek	Gordan Giricek

2005-06 (21)

Opener	Finale
F Andrei Kirilenko	Matt Harpring
F Mehmet Okur	Mehmet Okur
C Greg Ostertag	Carlos Boozer
G Gordan Giricek	Devin Brown
G Keith McLeod	Deron Williams

2006-07 (13)

Opener	Finale
F Andrei Kirilenko	Andrei Kirilenko
F Carlos Boozer	Carlos Boozer
C Mehmet Okur	Mehmet Okur
G C.J. Miles	Derek Fisher
G Deron Williams	Deron Williams

2007-08 (10)

Opener	Finale
F Andrei Kirilenko	Andrei Kirilenko
F Carlos Boozer	Carlos Boozer
C Mehmet Okur	Mehmet Okur
G Ronnie Brewer	Ronnie Brewer
G Deron Williams	Deron Williams

2008-09 (20)

Opener	Finale
F C.J. Miles	Matt Harpring
F Carlos Boozer	Carlos Boozer
C Mehmet Okur	Jarron Collins
G Ronnie Brewer	Ronnie Brewer
G Ronnie Price	Deron Williams

2009-10 (16)

Opener	Finale
F Andrei Kirilenko	C.J. Miles
F Carlos Boozer	Paul Millsap
C Mehmet Okur	Mehmet Okur
G Ronnie Brewer	Wesley Matthews
G Deron Williams	Deron Williams

2010-11 (21)

Opener	Finale
F Andrei Kirilenko	Paul Millsap
F Paul Millsap	Derrick Favors
C Al Jefferson	Al Jefferson
G Raja Bell	Gordon Hayward
G Deron Williams	Devin Harris

2011-12 (14)

Opener	Finale
F Gordon Hayward	DeMarre Carroll
F Derrick Favors	Derrick Favors
C Al Jefferson	Al Jefferson
G Raja Bell	Gordon Hayward
G Devin Harris	Devin Harris

2012-13 (15)

Opener	Finale
F Marvin Williams	Gordon Hayward
F Paul Millsap	Paul Millsap
C Al Jefferson	Al Jefferson
G Gordon Hayward	Randy Foye
G Mo Williams	Mo Williams

2013-14 (11)

Opener	Finale
F Richard Jefferson	Gordon Hayward
F Derrick Favors	Derrick Favors
C Enes Kanter	Jeremy Evans
G Gordon Hayward	Alec Burks
G John Lucas III	Trey Burke

2014-15 (17)

Opener	Finale
F Gordon Hayward	Joe Ingles
F Derrick Favors	Derrick Favors
C Enes Kanter	Rudy Gobert
G Alec Burks	Rodney Hood
G Trey Burke	Danté Exum

(Indicates number of different starting lineups used.)
* Franchise Record

RECORDS

JAZZ GAMES LOST TO INJURY

Year	Players Lost (Injury Only)	Games Lost (Injury Only)	Games Lost (Total)
1974-79	Data not available	Data not available	Data not available
1979-80	6	Data not available	Data not available
1980-81	5	Data not available	Data not available
1981-82	4	Data not available	Data not available
1982-83	6	Data not available	Data not available
1983-84	7	12	12
1984-85	7	91	101
1985-86	9	120	121
1986-87	7	33	33
1987-88	6	84	94
1988-89	4	65	65
1989-90	5	27	27
1990-91	4	36	36
1991-92	5	14	16
1992-93	4	34	34
1993-94	6	166	175
1994-95	8	95	95
1995-96	5	107	109
1996-97	5	58	58
1997-98	4	53	53
1998-99	4	15	17

Year	Players Lost (Injury Only)	Games Lost (Injury Only)	Games Lost (Total)
1999-00	3	11	11
2000-01	7	168	177
2001-02	7	136	141
2002-03	9	230	232
2003-04	10	254	259
2004-05	14	250	251
2005-06	12	227	232
2006-07	6	44	44
2007-08	7	42	45
2008-09	11	148	156
2009-10	9	142	149
2010-11	13	170	171
2011-12	10	87	90
2012-13	11	102	103
2013-14	10	95	97
2014-15	10	119	120
HIGH	14 (2004-05)	254 (2003-04)	259 (2003-04)

MINUTES PLAYED

	SEASON	RANK	MIN.
Pete Maravich	1976-77	1st	41.7
Truck Robinson	1977-78	1st	44.4
Pete Maravich	1977-78	3rd	40.8
Adrian Dantley	1979-80	2nd	39.3
Adrian Dantley	1980-81	1st	42.7
Adrian Dantley	1981-82	2nd	39.8
Adrian Dantley	1979-80	5th	37.8
Karl Malone	1987-88	5th	39.0
Karl Malone	1988-89	5th	39.1
John Stockton	1988-89	8th	38.7
Karl Malone	1989-90	10th	38.1
Karl Malone	1990-91	2nd	40.3
Karl Malone	1993-94	3rd	40.6
Gordon Hayward	2013-14	10th	36.4

SCORING

	SEASON	RANK	AVG.
Pete Maravich	1976-77	1st	31.1
Adrian Dantley	1979-80	3rd	28.0
Adrian Dantley	1980-81	1st	30.7
Adrian Dantley	1981-82	3rd	30.3
Adrian Dantley	1983-84	1st	30.6
Adrian Dantley	1984-85	7th	26.6
Adrian Dantley	1985-86	3rd	29.8
Karl Malone	1987-88	5th	27.7
Karl Malone	1988-89	2nd	29.1
Karl Malone	1989-90	2nd	31.0
Karl Malone	1990-91	2nd	29.0
Karl Malone	1991-92	2nd	28.0
Karl Malone	1992-93	3rd	27.0
Karl Malone	1993-94	5th	25.2
Karl Malone	1994-95	4th	26.7
Karl Malone	1995-96	4th	25.7
Karl Malone	1996-97	2nd	27.4
Karl Malone	1997-98	3rd	27.0
Karl Malone	1998-99	3rd	23.8
Karl Malone	1999-00	5th	25.5
Karl Malone	2001-02	9th	22.4

REBOUNDS

	SEASON	RANK	AVG.
Truck Robinson	1977-78	1st	15.7
Rich Kelley	1978-79	2nd	12.8
Mark Eaton	1984-85	5th	11.3
Karl Malone	1987-88	4th	12.0
Karl Malone	1988-89	5th	10.7
Mark Eaton	1988-89	7th	10.3
Karl Malone	1989-90	4th	11.1
Karl Malone	1990-91	4th	11.8
Karl Malone	1991-92	9th	11.2
Karl Malone	1992-93	T-10th	11.2
Karl Malone	1993-94	8th	11.5
Karl Malone	1994-95	9th	10.6
Karl Malone	1996-97	T-10th	9.9
Karl Malone	1997-98	6th	10.3
Carlos Boozer	2006-07	T-4th	11.7
Carlos Boozer	2007-08	8th	10.4
Carlos Boozer	2009-10	5th	11.2
Al Jefferson	2010-11	8th	9.7

ASSISTS

	SEASON	RANK	AVG.
Pete Maravich	1974-75	5th	6.2
Rickey Green	1981-82	7th	7.8
Rickey Green	1982-83	3rd	8.9
Rickey Green	1983-84	6th	9.2
Rickey Green	1984-85	9th	7.8
John Stockton	1986-87	8th	8.2
John Stockton	1987-88	1st	13.8
John Stockton	1988-89	1st	13.6
John Stockton	1989-90	1st	14.5*
John Stockton	1990-91	1st	14.2
John Stockton	1991-92	1st	13.7
John Stockton	1992-93	1st	12.0
John Stockton	1993-94	1st	12.6
John Stockton	1994-95	1st	12.3
John Stockton	1995-96	1st	11.2
John Stockton	1996-97	2nd	10.5
John Stockton	1997-98	5th	8.5
John Stockton	1998-99	8th	7.5
John Stockton	1999-00	6th	8.6
John Stockton	2000-01	2nd	8.7
John Stockton	2001-02	5th	8.2
John Stockton	2002-03	5th	7.7
Deron Williams	2006-07	2nd	9.3
Deron Williams	2007-08	3rd	10.5
Deron Williams	2008-09	2nd	10.7
Deron Williams	2009-10	3rd	10.5

BLOCKED SHOTS

	SEASON	RANK	AVG.
Otto Moore	1975-76	8th	1.68
Joe Mierweather	1977-78	7th	2.19
Rich Kelley	1978-79	8th	2.08
Ben Poquette	1979-80	8th	1.98
Ben Poquette	1980-81	9th	2.12
Mark Eaton	1982-83	3rd	3.40
Mark Eaton	1983-84	1st	4.28
Mark Eaton	1984-85	1st	5.56*
Mark Eaton	1985-86	2nd	4.61
Mark Eaton	1986-87	1st	4.06
Mark Eaton	1987-88	1st	3.71
Mark Eaton	1988-89	2nd	3.84
Mark Eaton	1989-90	6th	2.45
Mark Eaton	1990-91	7th	2.35
Mark Eaton	1991-92	9th	2.53
Greg Ostertag	1998-99	5th	2.73
Greg Ostertag	1999-00	9th	2.12
Andrei Kirilenko	2002-03	8th	2.19
Andrei Kirilenko	2003-04	3rd	2.76
Andrei Kirilenko	2004-05	1st	3.32
Andrei Kirilenko	2005-06	2nd	3.19
Andrei Kirilenko	2006-07	9th	2.06
Al Jefferson	2010-11	9th	1.87
Rudy Gobert	2014-15	3rd	2.30

STEALS

	SEASON	RANK	AVG.
Rickey Green	1981-82	6th	2.28
Rickey Green	1982-83	2nd	2.82
Rickey Green	1983-84	1st	2.65
John Stockton	1986-87	8th	2.16
John Stockton	1987-88	3rd	2.95
John Stockton	1988-89	1st	3.21
John Stockton	1989-90	2nd	2.65
John Stockton	1990-91	2nd	2.85
John Stockton	1991-92	1st	2.98
John Stockton	1992-93	3rd	2.43
John Stockton	1993-94	4th	2.43
John Stockton	1994-95	4th	2.37
John Stockton	1996-97	8th	2.02
John Stockton	1999-00	10th	1.74
Karl Malone	2001-02	7th	1.90
John Stockton	2001-02	10th	1.85
Andrei Kirilenko	2003-04	4th	1.92
Ronnie Brewer	2008-09	7th	1.70
Paul Millsap	2011-12	4th	1.84

FIELD GOAL PCT.

	SEASON	RANK	PCT.
Adrian Dantley	1979-80	4th	.576
Tom Boswell	1979-80	5th	.564
Adrian Dantley	1980-81	7th	.559
Adrian Dantley	1981-82	6th	.570
Adrian Dantley	1985-86	8th	.563
John Stockton	1987-88	4th	.574
John Stockton	1988-89	10th	.538
Karl Malone	1989-90	4th	.562
Karl Malone	1992-93	6th	.552
John Stockton	1993-94	10th	.528
John Stockton	1995-96	10th	.538
Karl Malone	1996-97	6th	.550
John Stockton	1996-97	7th	.548
Karl Malone	1997-98	9th	.530
Karl Malone	1999-00	8th	.509
John Stockton	2000-01	7th	.504
Donyell Marshall	2000-01	8th	.503
Donyell Marshall	2001-02	3rd	.519
John Stockton	2001-02	5th	.517
Matt Harpring	2002-03	8th	.511
Carlos Boozer	2006-07	6th	.561
Ronnie Brewer	2007-08	7th	.558
Carlos Boozer	2007-08	9th	.547
Paul Millsap	2008-09	10th	.534
Carlos Boozer	2009-10	6th	.562
Paul Millsap	2010-11	10th	.531
Derrick Favors	2014-15	8th	.525

FREE THROW PERCENTAGE

	SEASON	RANK	PCT.
Pete Maravich	1977-78	5th	.870
Ron Boone	1979-80	3rd	.893
Terry Furlow	1979-80	7th	.872
Adrian Dantley	1982-83	5th	.847
Adrian Dantley	1983-84	6th	.859
Rickey Green	1984-85	10th	.869
Jeff Malone	1990-91	2nd	.917
Jeff Malone	1991-92	4th	.898
Jeff Homacek	1993-94	7th	.878
Jeff Homacek	1994-95	9th	.882
Jeff Homacek	1995-96	2nd	.893
Jeff Homacek	1996-97	3rd	.899
Jeff Homacek	1997-98	2nd	.885
Jeff Homacek	1998-99	6th	.893
Jeff Homacek	1999-00	1st	.950

THREE-POINT PERCENTAGE

	SEASON	RANK	PCT.
Darrell Griffith	1982-83	2nd	.288
Darrell Griffith	1983-84	1st	.361
Darrell Griffith	1984-85	9th	.358
Kelly Tripucka	1987-88	5th	.419
John Stockton	1989-90	8th	.416
John Stockton	1991-92	7th	.407
John Stockton	1994-95	5th	.449
Jeff Homacek	1995-96	5th	.466
Jeff Homacek	1997-98	2nd	.441
Jeff Homacek	1998-99	7th	.420
Jeff Homacek	1999-00	2nd	.478
John Stockton	2000-01	2nd	.462
Matt Harpring	2002-03	6th	.413
Mehmet Okur	2008-09	6th	.446
Kyle Korver	2009-10	1st	.536*

*NBA record. **BOLD** indicates league leader.

JAZZ TOP INDIVIDUAL SCORING PERFORMANCES

POINTS	PLAYER	FG-A	3FG-A	FT-A	OPPONENT	DATE
68	Pete Maravich	26-43	---	16-19	vs. New York	2/25/77
61	Karl Malone	21-26	0-0	19-23	vs. Milwaukee	1/27/90
57	Adrian Dantley	20-27	0-0	17-22	vs. Chicago	12/4/82
56	Karl Malone	18-29	1-1	19-23	@ Golden State	4/7/98
55	Adrian Dantley	24-36	0-0	7-8	vs. Denver	2/6/81
53	Adrian Dantley	19-28	0-0	15-18	vs. Denver	4/10/82
52	Karl Malone	22-28	0-0	8-12	@ Charlotte	12/22/89
51	Pete Maravich	18-38	---	15-18	vs. Kansas City	12/14/76
51	Pete Maravich	21-34	---	9-10	@ Phoenix	3/18/77
51	Truck Robinson	20-26	---	11-13	vs. New Jersey	11/21/78
51	Adrian Dantley	20-25	0-0	11-11	@ Denver	1/7/81
51	Karl Malone	19-28	0-0	13-16	vs. Golden State	12/9/95
50	Pete Maravich	23-39	---	4-5	vs. Washington	12/26/76
50	Adrian Dantley	21-27	0-0	8-10	vs. L.A. Lakers	11/27/79
50	Adrian Dantley	12-17	0-0	26-29	vs. Dallas	10/31/80

50+ POINT GAMES

6	Adrian Dantley
4	Karl Malone
4	Pete Maravich
1	Truck Robinson
15	TOTAL

40+ POINT GAMES

49	Adrian Dantley
44	Karl Malone
24	Pete Maravich
4	Darrell Griffith
2	Carlos Boozer
2	John Drew

2	Jeff Malone
2	Deron Williams
1	Thurl Bailey
1	Rickey Green
1	Jeff Homacek
1	Jim McElroy
1	Al Jefferson

1	C.J. Miles
1	Paul Millsap
1	Mehmet Okur
1	Truck Robinson
1	Nate Williams
139	TOTAL

JAZZ TOP INDIVIDUAL REBOUND GAMES

REBS	PLAYER	OFF	DEF	OPPONENT	DATE
27	Truck Robinson	5	22	@ L.A. Lakers	11/11/77
27	Truck Robinson	7	20	@ Indiana	12/7/77
26	Truck Robinson	8	18	vs. L.A. Lakers	12/13/77
26	Al Jefferson	5	21	vs. Dallas (3OT)	4/16/12
25	Otto Moore	4	21	vs. Philadelphia	11/30/75
25	Paul Griffin	8	17	vs. Milwaukee	2/23/77
25	Truck Robinson	2	23	vs. Phoenix	10/28/77
25	Rich Kelley	12	13	@ L.A. Lakers	11/17/78
25	Mark Eaton	6	19	vs. Denver	11/17/87
25	Mark Eaton	10	15	vs. Portland	3/15/89
24	Truck Robinson	2	22	vs. Washington	11/6/77
24	Truck Robinson	9	15	vs. New York	10/26/78
24	Truck Robinson	8	16	vs. L.A. Lakers	1/2/79
24	Rich Kelley	5	19	vs. Atlanta	3/31/79
24	Rich Kelley	3	21	vs. Detroit	4/5/79
24	Danny Schayes	10	14	vs. Houston	12/18/82
24	Paul Millsap	5	19	@ Golden State	4/13/10
24	Rudy Gobert	6	18	@ Memphis	3/3/15

20+ REBOUND GAMES

4	Carlos Boozer
3	Rudy Gobert
2	Donyell Marshall
2	Otto Moore
2	Greg Ostertag

1	Ron Behagen
1	Paul Griffin
1	Al Jefferson
1	Enes Kanter
1	Joe C. Meriweather
68	TOTAL

Current players in bold

JAZZ TOP INDIVIDUAL ASSIST GAMES

ASSISTS	PLAYER	OPPONENT	DATE
28	John Stockton	vs. San Antonio	1/15/91
27	John Stockton	@ New York	12/19/89
26	John Stockton	vs. Portland	4/14/88
24	John Stockton	@ Houston	1/3/89
23	John Stockton	vs. L.A. Lakers	4/12/90
23	John Stockton	@ L.A. Clippers	12/8/90
23	John Stockton	vs. Golden State	11/29/91
23	John Stockton	vs. Minnesota	4/17/92
22	John Stockton	vs. L.A. Lakers	1/8/87
22	John Stockton	vs. Cleveland (OT)	12/11/89
22	John Stockton	@ Philadelphia	12/18/92

20+ ASSIST GAMES

34	John Stockton	1	Rickey Green
4	Deron Williams	39	TOTAL

JAZZ TOP INDIVIDUAL STEAL GAMES

STEALS	PLAYER	OPPONENT	DATE
9	Rickey Green	vs. Denver	11/10/82
9	Rickey Green	@ Philadelphia	11/27/82
9	John Stockton	vs. Houston	2/12/91
8	Paul Griffin	@ Denver	11/9/77
8	Rickey Green	@ Golden State	12/5/82
8	Rickey Green	vs. Denver	4/12/83
8	John Stockton	@ L.A. Clippers	2/19/88
8	John Stockton	vs. San Antonio	3/5/88
8	John Stockton	@ Dallas	4/21/89
8	John Stockton	vs. Indiana	11/17/89
8	John Stockton	vs. Orlando	11/21/90
8	John Stockton	vs. San Antonio	1/15/91
8	John Stockton	vs. Minnesota	12/3/92
8	John Stockton	@ Portland (2OT)	3/2/99
8	Andrei Kirilenko	@ Houston (OT)	12/3/03
8	Paul Millsap	vs. Minnesota (OT)	3/15/12

8+ STEAL GAMES

1	Andrei Kirilenko
9	John Stockton
1	Paul Millsap
4	Rickey Green
16	TOTAL
1	Paul Griffin

JAZZ TOP INDIVIDUAL BLOCKED SHOT GAMES

BLOCKS	PLAYER	OPPONENT	DATE
14	Mark Eaton	vs. Portland	1/18/85
14	Mark Eaton	vs. San Antonio	2/18/89
13	Mark Eaton	vs. Portland	2/18/83
12	Mark Eaton	@ Denver	2/5/83
12	Mark Eaton	vs. Dallas	3/17/84
12	Mark Eaton	@ Dallas	2/26/85
12	Mark Eaton	vs. Portland	11/1/86
11	Mark Eaton	vs. Indiana	1/1/85
11	Mark Eaton	vs. Golden State	3/17/87
11	Mark Eaton	vs. Philadelphia	12/30/88
11	Mark Eaton	vs. San Antonio	1/12/89
11	Greg Ostertag	vs. Philadelphia (OT)	1/6/98
10	Joe C. Meriweather	vs. Phoenix	10/28/77
10	Ben Poquette	@ Chicago	12/12/80
10	Mark Eaton	@ San Diego	11/30/83
10	Mark Eaton	@ Chicago	2/21/84
10	Mark Eaton	vs. Kansas City	3/27/84
10	Mark Eaton	vs. San Antonio	11/7/84
10	Mark Eaton	@ Dallas	2/1/85
10	Mark Eaton	@ Portland	2/5/85
10	Mark Eaton	vs. Phoenix	2/22/86
10	Andrei Kirilenko	vs. Sacramento	3/25/06

10+ BLOCK GAMES

18	Mark Eaton	1	Greg Ostertag
1	Andrei Kirilenko	1	Ben Poquette
1	Joe C. Meriweather	22	TOTAL

JAZZ TOP INDIVIDUAL TURNOVER GAMES (SINCE 1977-78)

TO	PLAYER	OPPONENT	DATE
10	Pete Maravich	vs. Indiana	11/22/77
10	Pete Maravich	vs. Atlanta	1/6/78
10	Pete Maravich	@ Portland	1/8/78
10	Rich Kelley	vs. Detroit	4/5/79
10	Darrell Griffith	@ New Jersey (OT)	2/20/85
10	Karl Malone	@ Seattle	1/15/88
10	Karl Malone	vs. New Jersey	11/27/89
10	John Stockton	@ Milwaukee	11/19/90

10+ TURNOVER GAMES

3	Pete Maravich	1	Rich Kelley
2	Karl Malone	1	John Stockton
1	Darrell Griffith	8	TOTAL

ALL-TIME JAZZ TRIPLE-DOUBLES (24)

POINTS/REBOUNDS/ASSISTS (16)

PLAYER	OPPONENT	DATE	PTS	REBS	ASTS
Pete Maravich	vs. Portland	11/10/74	30	11	12
Pete Maravich	vs. Seattle	1/17/75	42	10	17
Pete Maravich	vs. Buffalo	1/19/75	40	14	13
Pete Maravich	vs. L.A. Lakers	3/5/75	30	14	13
Pete Maravich	vs. Washington	4/1/75	19	13	11
Pete Maravich	@ Boston (Hartford, CT)	3/9/76	37	11	10
Pete Maravich	vs. Denver	4/10/77	45	11	10
Gail Goodrich	vs. Phoenix	11/2/78	24	10	10
Adrian Dantley	vs. New Jersey (OT)	1/26/82	39	10	11
Danny Schayes	@ L.A. Lakers	12/22/82	13	12	11
Karl Malone	vs. L.A. Clippers	2/2/96	27	15	10
Karl Malone	vs. Toronto	2/27/97	32	13	10
Karl Malone	vs. L.A. Clippers	5/4/99	29	12	10
Andrei Kirilenko	vs. Toronto	1/17/06	18	16	11
Andrei Kirilenko	vs. L.A. Lakers	11/30/07	20	11	11
Carlos Boozer	@ Seattle	2/13/08	22	11	10

POINTS/REBOUNDS/BLOCKS (8)

PLAYER	OPPONENT	DATE	PTS	REBS	BLKS
Joe C. Meriweather	vs. Phoenix	10/28/77	10	14	10
Mark Eaton	@ Denver	2/5/83	12	14	12
Mark Eaton	vs. San Antonio	11/7/84	12	11	10
Mark Eaton	vs. Portland	1/18/85	12	20	14
Mark Eaton	@ Dallas	2/1/85	12	20	10
Mark Eaton	@ Portland	2/5/85	17	10	10
Mark Eaton	vs. Portland	11/1/86	15	20	12
Andrei Kirilenko	vs. Sacramento	3/25/06	15	14	10

TRIPLE-DOUBLES

7	Pete Maravich	1	Adrian Dantley
6	Mark Eaton	1	Gail Goodrich
3	Andrei Kirilenko	1	Joe C. Meriweather
3	Karl Malone	1	Danny Schayes
1	Carlos Boozer	24	TOTAL

CAREER DOUBLE-DOUBLE LEADERS

PLAYER	10/10	GAMES
Karl Malone	799	1,434
John Stockton	714	1,504
Carlos Boozer	212	354
Deron Williams	202	439
Mehmet Okur	137	474
Mark Eaton	124	874
Rich Kelley	111	497
Truck Robinson	109	125
Rickey Green	108	606
Paul Millsap	107	540

ALL-TIME JAZZ 20-20 GAMES (56)

20-20 GAMES (POINTS/REBOUNDS) (47)

PLAYER	OPPONENT	DATE	PTS	REBS
Neal Walk	@ KC-Omaha (Omaha)	11/5/74	23	22
Otto Moore	vs. Washington	12/17/75	20	20
Truck Robinson	vs. Phoenix	10/28/77	37	25
Truck Robinson	vs. Washington	11/6/77	21	24
Truck Robinson	@ L.A. Lakers	11/11/77	21	27
Truck Robinson	vs. Indiana	11/22/77	28	22
Truck Robinson	vs. Philadelphia	11/30/77	32	21
Truck Robinson	@ Indiana	12/7/77	24	27
Truck Robinson	vs. L.A. Lakers	12/13/77	22	26
Truck Robinson	@ Cleveland	12/27/77	25	20
Truck Robinson	@ Golden State	1/14/78	20	20
Truck Robinson	@ Atlanta	1/18/78	20	21
Rich Kelley	vs. Golden State	2/22/78	27	21
Truck Robinson	vs. Milwaukee	2/26/78	30	21
Truck Robinson	vs. San Antonio	4/9/78	24	20
Truck Robinson	vs. New York	10/26/78	32	24
Rich Kelley	@ L.A. Lakers	11/17/78	27	25
Truck Robinson	vs. Philadelphia	11/28/78	31	23
Truck Robinson	vs. L.A. Lakers	12/5/78	33	20
Truck Robinson	vs. L.A. Lakers	1/2/79	26	24
Rich Kelley*	vs. San Antonio	3/15/79	27	21
Rich Kelley*	vs. Kansas City	3/16/79	20	23
Rich Kelley*	vs. Phoenix	3/18/79	20	20
Rich Kelley	vs. Indiana	3/27/79	30	23
Rich Kelley	vs. Atlanta	3/31/79	28	24
Rich Kelley*	vs. Detroit	4/5/79	29	24
Rich Kelley*	vs. Milwaukee	4/6/79	22	23
Karl Malone*	@ San Antonio	3/19/88	34	20
Karl Malone*	vs. Phoenix	3/22/88	28	21
Karl Malone	@ L.A. Clippers	4/20/88	33	20
Karl Malone	@ San Antonio	11/12/88	35	22
Karl Malone	vs. Indiana	12/15/90	33	22
Karl Malone	vs. Chicago (30T)	2/3/92	34	21
Karl Malone	vs. Atlanta	11/10/93	26	20
Karl Malone	vs. Golden State	3/29/94	24	23
Karl Malone	vs. Denver	12/7/95	26	22
Karl Malone	@ Orlando	12/15/95	24	21
Karl Malone	vs. Indiana	3/6/96	24	20
Karl Malone	vs. Houston	3/9/98	29	21
Donyell Marshall	vs. Houston (OT)	1/15/01	26	21
Donyell Marshall	@ Orlando	12/19/01	24	20
Carlos Boozer	vs. Golden State	3/20/07	25	21
Carlos Boozer	@ Portland	4/4/07	21	21
Carlos Boozer	vs. Phoenix	1/25/10	21	20
Carlos Boozer	@ Portland (OT)	2/21/10	22	23
Al Jefferson	vs. Dallas (30T)	4/16/12	28	26
Enes Kanter	vs. Charlotte	3/1/13	23	22

*consecutive games

JAZZ TOP INDIVIDUAL PERFORMANCES

20-20 GAMES (POINTS/ASSISTS) (9)

PLAYER	OPPONENT	DATE	PTS	ASSISTS
John Stockton	@ Denver	3/14/88	20	20
John Stockton	@ Houston	1/3/89	26	24
John Stockton	vs. Denver	2/14/89	22	21
John Stockton	@ L.A. Clippers	2/22/90	24	20
John Stockton	vs. Portland	3/1/90	26	21
John Stockton	vs. San Antonio	3/3/90	20	22
John Stockton	@ L.A. Clippers	12/8/90	27	23
John Stockton	vs. San Antonio	1/15/91	20	28
John Stockton	vs. Golden State	11/29/91	21	23

20-20 GAMES (PTS/REBS)

16	Truck Robinson	1	Al Jefferson
12	Karl Malone	1	Enes Kanter
9	Rich Kelley	1	Otto Moore
4	Carlos Boozer	1	Neal Walk
2	Donyell Marshall	47	TOTAL

20-20 GAMES (PTS/ASTS)

9	John Stockton
9	TOTAL

5X5 GAMES (3)

PLAYER	OPPONENT	DATE	PTS	REBS	ASTS	STLS	BLKS
Andrei Kirilenko	vs. New York	12/10/03	10	12	6	6	5
Andrei Kirilenko	@ Houston	12/3/03	19	5	7	8	5
Andrei Kirilenko	vs. L.A. Lakers	1/3/06	14	8	9	6	7

ALL-TIME FOUR-POINT PLAYS (SINCE 1979-80) (19)

PLAYER	OPPONENT	DATE
Darrell Griffith	@ Houston	11/11/90
Jeff Homacek	vs. Denver	1/11/95
Jeff Homacek	vs. New York	3/1/96
Howard Easley	vs. Seattle	11/14/97
Deron Williams	vs. Indiana	11/29/05
Andrei Kirilenko	@ Portland	12/4/05
Derek Fisher	vs. L.A. Lakers	2/26/07
Jason Hart	@ Charlotte	12/19/07
Deron Williams	vs. L.A. Lakers	3/20/08
Andrei Kirilenko	vs. Phoenix (OT)	3/28/09
Deron Williams	vs. Minnesota	4/3/09
C.J. Miles	vs. Denver	2/6/10
Kyle Korver	vs. Atlanta	2/22/10
Deron Williams	vs. Houston	2/27/10
Kyle Korver	@ L.A. Clippers	3/1/10
Deron Williams	vs. Atlanta	1/5/11
Andrei Kirilenko	@ Dallas	2/23/11
Devin Harris	vs. Toronto	1/25/12
Richard Jefferson	@ L.A. Clippers	12/28/13

FOUR-POINT PLAYS BY PLAYER

5	Deron Williams	1	Howard Easley	1	Jason Hart
3	Andrei Kirilenko	1	Derek Fisher	1	Richard Jefferson
2	Jeff Homacek	1	Darrell Griffith	1	C.J. Miles
2	Kyle Korver	1	Devin Harris	19	TOTAL

HIGHEST SINGLE-GAME SHOOTING PERCENTAGES (MIN. 8 FG ATTEMPTS)

PCT.	FG-A	PLAYER	OPPONENT	DATE
1.000	12-12	Karl Malone	@ L.A. Lakers	4/6/99
1.000	12-12	Karl Malone	vs. Seattle	2/3/01
1.000	11-11	Aaron James	@ Phoenix	2/17/79
1.000	10-10	Bernard King	@ Golden State	10/20/79
1.000	10-10	Antoine Carr	@ Golden State	4/14/96
1.000	9-9	Tyrone Corbin	vs. Philadelphia	3/25/92
1.000	9-9	Blue Edwards	@ Phoenix	2/19/95
1.000	9-9	Jarron Collins	vs. Seattle	1/16/02
1.000	8-8	Fred Boyd	@ Chicago	12/4/76
1.000	8-8	Bobby Hansen	vs. San Antonio	2/14/87
1.000	8-8	Kelly Tripucka	@ Denver	3/11/87
1.000	8-8	John Stockton	vs. Houston	11/4/99
1.000	8-8	John Stockton	@ Phoenix	4/11/02
1.000	8-8	Mehmet Okur	vs. Houston	11/26/04
.929	13-14	Adrian Dantley	vs. L.A. Lakers	3/17/82

LOWEST SINGLE-GAME SHOOTING PERCENTAGES (MIN. 10 FG ATTEMPTS)

PCT.	FG-A	PLAYER	OPPONENT	DATE
.000	0-13	Derrick Favors	vs. Sacramento	3/30/12
.000	0-11	Milt Palacio	@ Minnesota	2/10/06
.000	0-10	Karl Malone	@ New Jersey	12/18/85
.000	0-10	Gordan Giricek	vs. Seattle	2/24/04
.000	0-10	Trey Burke	@ New Orleans	2/9/15
.059	1-17	Gordon Hayward	@ New Orleans	11/20/13
.063	1-16	Bryon Russell	@ Portland	1/27/00
.063	1-16	Karl Malone	@ San Antonio	11/30/02
.071	1-14	Aaron James	@ Washington	12/9/77
.077	1-13	Pete Maravich	vs. Chicago	12/10/76
.077	1-13	Darrell Griffith	vs. Chicago	2/20/81
.077	1-13	Jay Humphries	@ Denver	3/22/93
.077	1-13	C.J. Miles	vs. L.A. Clippers	11/6/10

TOP SCORING GAMES OFF THE BENCH

POINTS	PLAYER	MIN	FG-A	3FG-A	FT-A	TEAM	DATE
42	John Drew	33	14-23	0-1	14-16	vs. Detroit	3/19/84
41	Nate Williams	39	15-24	---	11-12	vs. Denver	4/10/77
41	Thurl Bailey	43	17-27	0-0	7-8	@ Denver	3/14/88
38	Darrell Griffith	37	15-27	4-8	4-8	@ Cleveland (20T)	12/19/86
38	Thurl Bailey	35	13-19	0-0	12-13	vs. Sacramento	3/24/88
37	Darrell Griffith	34	15-26	0-0	7-12	vs. Dallas	10/31/80
35	John Drew	28	13-26	0-0	9-11	vs. San Antonio (Las Vegas)	12/9/83
35	Adrian Dantley	25	12-17	0-0	11-13	vs. Golden State	3/18/85

OPPONENT TOP INDIVIDUAL PERFORMANCES

HIGHEST OPPONENT SCORING AVERAGE VS. JAZZ

POINTS	PLAYER	TEAMS	PPG	G	PTS
Michael Jordan		CHI, WAS	32.69	26	850
LeBron James		CLE, MIA	29.52	23	679
Dwyane Wade		MIA	28.05	21	589
Allen Iverson		PHI, DEN, DET	27.85	26	724
Kevin Durant		SEA/OKC	26.61	28	745
George Gervin		SA, CHI	26.23	43	1,128
Chet Walker		PHI, CHI	26.00	4	104
Kobe Bryant		LAL	25.95	57	1,479
Carmelo Anthony		DEN, NY	25.77	30	773
Dominique Wilkins		ATL, LAC, BOS, SA	24.86	28	696

OPPONENT TOP INDIVIDUAL SCORING GAMES

POINTS	PLAYER	FG-A	3FG-A	FT-A	TEAM	DATE
63	George Gervin	23-49	---	17-20	San Antonio	4/9/78
57	Michael Redd	18-32	6-12	15-17	@ Milwaukee	11/11/06
54	Ray Allen	17-32	8-12	12-12	@ Seattle (OT)	1/12/07
52	Joe Barry Carroll	22-32	0-0	8-13	@ Golden State	3/5/83
52	Kobe Bryant	19-26	2-3	12-15	@ L.A. Lakers	11/30/06
51	Mahmoud Abdul-Rauf	17-27	9-14	8-8	Denver	12/7/95
51	Allen Iverson	18-31	4-6	11-17	@ Philadelphia	12/20/04
51	LeBron James	19-35	4-8	9-11	Cleveland	1/21/06
51	Gilbert Arenas	14-29	7-12	16-17	@ Washington	1/15/07
50	Bernard King	18-31	0-2	14-16	@ Washington	3/6/91
50	Dwyane Wade	19-39	4-11	8-9	@ Miami (3OT)	3/14/09

50+ POINT GAMES

1 11 players

11 TOTAL

40+ POINT GAMES

8 Michael Jordan

7 Kobe Bryant

4 Allen Iverson

4 Tracy McGrady

3 Ray Allen

3 Kevin Durant

3 George Gervin

3 Bob McAdoo

3 Dirk Nowitzki

3 Hakeem Olajuwon

2 Dale Ellis

2 Alex English

2 LeBron James

2 Amar'e Stoudemire

2 Isaiah Thomas

2 David Thompson

2 Dwayne Wade

2 Dominique Wilkins

1 43 players

100 TOTAL

OPPONENT TOP INDIVIDUAL REBOUND GAMES

REBS	PLAYER	OFF	DEF	TEAM	DATE
37	Moses Malone	19	18	Houston	2/9/79
30	Wes Unseld	6	24	@ Washington	4/6/75
28	Swen Nater	8	20	@ San Diego	1/12/80
25	Jack Sikma	10	15	Seattle	2/10/83
25	Sidney Green	9	16	@ Chicago	12/21/85
25	Ralph Sampson	7	18	@ Houston	12/26/85
25	Artis Gilmore	6	19	@ San Antonio	1/17/87
24	Kareem Abdul-Jabbar	6	18	L.A. Lakers	11/5/75
24	Terry Cummings	11	13	San Diego (OT)	1/5/83
24	Larry Smith	8	16	@ Golden State	3/28/87
24	Erick Dampier	10	14	@ Golden State	1/19/04
24	Marcus Camby	7	17	@ Denver	1/17/08

20+ REBOUND GAMES

6 Moses Malone

3 Kareem Abdul-Jabbar

3 Artis Gilmore

3 Hakeem Olajuwon

3 Dennis Rodman

2 Michael Cage

2 Charles Barkley

2 Dave Cowens

2 David Greenwood

2 Swen Nater

2 Jack Sikma

1 37 players

67 TOTAL

OPPONENT TOP INDIVIDUAL TURNOVER GAMES (SINCE 1977-78)

TO	PLAYER	OPPONENT	DATE
13	Chris Mullin	Golden State	3/31/88
11	Kevin Johnson	@ Phoenix (OT)	4/9/90
10	Jeff Ruland	@ Washington	12/11/84
10	Jason Kidd	New Jersey	1/20/03
10	Stephen Curry	@ Golden State	2/19/10

OPPONENT TOP INDIVIDUAL ASSIST GAMES

Assists	Player	Team	Date
25	Jason Kidd	@ Dallas (2OT)	2/8/96
23	Mookie Blaylock	@ Atlanta	3/6/93
20	Kevin Johnson	@ Phoenix	4/2/91
19	Magic Johnson	@ L.A. Lakers	3/18/87
19	Terry Porter	Portland	4/14/88
18	Isiah Thomas	@ Detroit	11/18/83
18	John Bagley	@ Cleveland	11/22/85
18	Isiah Thomas	@ Detroit	12/17/86
18	Kevin Johnson	Phoenix (OT)	1/31/92
18	Mark Jackson	@ Indiana	1/23/98
18	Steve Nash	@ Phoenix	2/14/05
18	Steve Nash	Phoenix	4/14/07

18+ ASSIST GAMES

2	Kevin Johnson	2	Isiah Thomas
2	Steve Nash	1	six players
12	TOTAL		

OPPONENT TOP INDIVIDUAL STEAL GAMES

STEALS	PLAYER	TEAM	DATE
10	Alvin Robertson	@ Milwaukee	11/19/90
9	Dudley Bradley	Indiana	11/10/80
9	Larry Bird	Boston	2/18/85
8	Don Buse	@ Indiana (2OT)	3/27/77
8	Paul Westphal	Phoenix	12/16/77
8	Eddie Jordan	@ New Jersey	2/14/80
8	Alvan Adams	@ Phoenix	12/6/85
8	Steve Colter	@ Portland	3/8/86
8	Terry Porter	@ Portland	1/30/90
8	Chris Webber	@ Sacramento	3/11/01

8+ STEAL GAMES

1	10 players
10	TOTAL

OPPONENT TOP INDIVIDUAL BLOCKED SHOT GAMES

BLOCKS	PLAYER	TEAM	DATE
12	George Johnson	New Jersey	3/21/78
12	Hakeem Olajuwon	@ Houston	11/11/89
11	David Robinson	@ San Antonio	1/12/91
11	Marcus Camby	@ Denver	1/17/08
10	Manute Bol	Golden State	3/10/89
10	Dikembe Mutombo	@ Denver	12/10/93
10	Amaré Stoudemire	@ Phoenix	2/7/04

10+ BLOCK GAMES

1	seven players
7	TOTAL

ALL-TIME OPPONENT TRIPLE-DOUBLES (45)

POINTS/REBOUNDS/ASSISTS (42)

PLAYER	TEAM	DATE	PTS	REBS	ASTS
Swen Nater	@ San Diego	11/3/79	20	19	10
Larry Bird	@ Boston	1/21/81	20	10	10
Magic Johnson	L.A. Lakers (OT)	3/28/81	41	12	11
Michael Ray Richardson	New York	1/12/82	26	11	11
Rich Kelley	@ Phoenix	3/3/82	16	11	10
Alex English	@ Denver	3/16/82	32	13	10
Magic Johnson	@ L.A. Lakers	4/14/82	20	11	10
Magic Johnson	L.A. Lakers	12/10/82	19	12	13
Ray Williams	@ Kansas City	12/26/82	25	10	10
Larry Bird	Boston	1/1/83	14	15	11
Alvan Adams	@ Phoenix	3/29/83	30	12	10
Ray Williams	@ Kansas City	4/8/83	14	11	10
Magic Johnson	@ L.A. Lakers	11/13/83	30	13	16
Magic Johnson	L.A. Lakers	11/28/84	20	10	14
Larry Bird	Boston	2/18/85	30	12	10
Lewis Lloyd	@ Houston	1/14/86	28	10	10
Fat Lever	@ Denver	11/6/86	13	12	14
Rodney McCray	@ Houston	11/20/86	13	10	14
Brad Daugherty	@ Cleveland (2OT)	12/19/86	19	10	11
Magic Johnson	@ L.A. Lakers	1/4/87	26	10	11
Magic Johnson	@ L.A. Lakers	3/18/87	27	11	19
Clyde Drexler	@ Portland	4/17/87	29	12	10
Maurice Cheeks	@ Philadelphia	1/6/88	17	10	12
Fat Lever	Denver	2/24/88	15	10	16
Magic Johnson	@ L.A. Lakers	12/2/88	17	12	15
Alvin Robertson	@ San Antonio	3/18/89	27	11	10
David Robinson	@ San Antonio	3/14/92	27	12	11
Gary Payton	@ Seattle	3/31/92	15	10	13
Charles Barkley	@ Phoenix	2/26/93	29	11	11
David Robinson	@ San Antonio	3/26/93	13	16	10
Mark Jackson	Denver	1/28/97	20	10	12
Grant Hill	@ Detroit (OT)	3/21/99	29	13	11
Jason Kidd	Phoenix	12/27/99	16	12	15
Jason Kidd	New Jersey	1/23/06	17	12	10
Pau Gasol	Memphis (OT)	1/24/07	17	13	12
LeBron James	Cleveland	11/7/07	32	15	13
LeBron James	@ Miami (2OT)	11/9/10	20	11	14
Kyle Lowry	@ Houston	3/20/11	28	11	10
Kevin Love	Minnesota	2/22/14	37	12	10
Kyrie Irving	@ Cleveland	2/28/14	21	10	12
Chris Paul	@ L.A. Clippers	11/3/14	13	10	12
James Harden	@ Houston	4/15/15	16	11	10

POINTS/REBOUNDS/BLOCKS (3)

PLAYER	TEAM	DATE	PTS	REBS	BLKS
George Johnson	New Jersey	3/21/78	17	13	12
Hakeem Olajuwon	@ Houston	11/11/89	24	21	12
David Robinson	@ San Antonio	1/12/91	22	18	11

TRIPLE-DOUBLES

8 Magic Johnson	2 LeBron James	2 Ray Williams
3 Larry Bird	2 Jason Kidd	1 23 players
3 David Robinson	2 Fat Lever	45 TOTAL

ALL-TIME OPPONENT 20-20 GAMES (37)

OPPONENT 20-20 GAMES (POINTS/REBOUNDS) (35)

PLAYER	TEAM	DATE	PTS	REBS
Bob McAdoo	@ Buffalo	10/22/74	33	22
John Drew	@ Atlanta	11/16/74	44	20
Mike Sojourner	@ Atlanta	3/8/75	24	20
Kareem Abdul-Jabbar	L.A. Lakers	11/5/75	25	24
Dave Cowens	@ Boston	12/5/75	34	20
Kareem Abdul-Jabbar	L.A. Lakers	2/17/76	28	22
Elvin Hayes	Washington	11/6/77	21	20
Moses Malone	Houston	1/17/78	23	21
Elmore Smith	@ Cleveland	2/7/78	21	20
Kareem Abdul-Jabbar	@ L.A. Lakers	11/17/78	32	23
Moses Malone	Houston	12/8/78	23	22
Moses Malone	Houston	2/9/79	33	37
Swen Nater	@ San Diego (OT)	12/23/79	35	22
Rick Robey	Boston	2/20/80	20	21
Artis Gilmore	@ Chicago	12/12/80	28	20
Moses Malone	@ Houston (OT)	11/14/81	30	20
Maurice Lucas	@ New York	3/9/82	21	20
Moses Malone	@ Philadelphia	11/27/82	32	23
Terry Cummings	San Diego (OT)	1/5/83	27	24
Jack Sikma	Seattle	2/10/83	31	25
Jack Sikma	@ Seattle	12/28/83	20	20
Hakeem Olajuwon	@ Houston	1/19/85	34	20
Bill Laimbeer	Detroit	3/17/86	26	21
Moses Malone	@ Washington	12/16/86	38	21
Charles Barkley	@ Philadelphia	12/22/86	23	21
Larry Nance	Phoenix	2/10/87	30	21
Michael Cage	LA Clippers	4/12/88	20	23
Hakeem Olajuwon	@ Houston	11/11/89	24	21
Hakeem Olajuwon	@ Houston	11/11/90	31	21
Chris Gatling	@ Dallas	11/16/96	23	20
Amar'e Stoudemire	@ Phoenix	12/6/08	22	20
Dwight Howard	@ Orlando	3/15/09	28	20
Nazr Mohammed	@ Charlotte	11/13/10	22	20
Tim Duncan	San Antonio	12/12/12	22	21
Kenneth Faried	@ Denver	4/12/14	24	21

20-20 GAMES (POINTS/ASSISTS) (2)

PLAYER	TEAM	DATE	PTS	ASTS
Kevin Johnson	@ Denver	4/2/91	37	20
Jason Kidd	@ Dallas (2OT)	2/8/96	20	25

20-20 GAMES (PTS/REBS)

- 6 Moses Malone
- 3 Kareem Abdul-Jabbar
- 3 Hakeem Olajuwon
- 2 Jack Sikma
- 1 21 players

35 TOTAL

20-20 GAMES (PTS/ASTS)

- 1 Kevin Johnson
- 1 Jason Kidd

2 TOTAL

OPPONENT FOUR-POINT PLAYS (SINCE 1979-80) (22)

PLAYER	TEAM	DATE
Ken Higgs	@ Denver	1/7/81
Steve Colter	@ Portland	3/3/85
Terry Porter	@ Portland	1/30/90
Jim Les	Sacramento	1/25/91
Charles Barkley	Philadelphia	3/25/92
John Starks	New York	11/14/94
Mahmoud Abdul-Rauf	Denver	12/7/95
Eldridge Recasner	@ Atlanta	3/11/97
Damon Stoudamire	Portland	4/10/00
Voshon Lenard	Denver	1/25/01
Dirk Nowitzki	@ Dallas	4/7/01
Jamal Crawford	@ New York	12/19/04
Manu Ginobili	@ San Antonio	3/6/05
Matt Carroll	@ Charlotte	12/22/06
Stephon Marbury	@ New York	11/26/07
Jamal Crawford	@ New York	11/9/08
Marco Belinelli	Golden State	1/5/09
Danny Granger	@ Indiana	3/26/10
Jamal Crawford	Atlanta	1/5/11
Shawne Williams	New York	1/12/11
Mo Williams	L.A. Clippers	2/1/12
Stephen Curry	Golden State	1/13/15

OPPONENT HIGHEST SINGLE-GAME SHOOTING PERCENTAGES (MIN. 8 FG ATTEMPTS)

PCT.	FG-A	PLAYER	OPPONENT	DATE
1.000	12-12	Nenê	@ Denver	1/25/09
1.000	11-11	Wes Unseld	Washington	1/31/75
1.000	8-8	Samuel Dalembert	@ Dallas	11/22/13
.929	13-14	Mychal Thompson	@ Portland	11/6/81
.929	13-14	Ersan Ilyasova	@ Milwaukee	3/3/14
.923	12-13	Brad Daugherty	@ Cleveland	12/19/92
.923	12-13	Tony Campbell	@ New York	3/4/93
.917	11-12	Adrian Dantley	@ Buffalo	4/6/77
.917	11-12	Mike Glenn	@ Atlanta	3/11/82
.909	10-11	Five times (last), Alvin Williams	@ Toronto	2/15/02

OPPONENT LOWEST SINGLE-GAME SHOOTING PERCENTAGES (MIN. 10 FG ATTEMPTS)

PCT.	FG-A	PLAYER	OPPONENT	DATE
.000	0-15	Rodney McCray	Sacramento	11/9/88
.000	0-10	Harold Pressley	Sacramento	12/28/88
.000	0-10	Jason Terry	Dallas	12/26/07
.000	0-10	Ryan Anderson	New Orleans	4/5/13
.000	0-10	Jason Richardson	@ Philadelphia	3/6/15
.067	1-15	Andre Miller	Denver	3/27/04
.071	1-14	Ray Williams	Kansas City	1/11/83
.071	1-14	Michael Dickerson	@ Vancouver	3/25/00
.071	1-14	Troy Murphy	@ Golden State	11/5/04
.077	1-13	Sam Perkins	Dallas	2/10/88
.077	1-13	Clifford Robinson	Portland	12/12/94
.077	1-13	Dell Curry	Charlotte	12/11/95
.077	1-13	Baron Davis	L.A. Clippers	4/13/09
.077	1-13	Kyle Lowry	@ Houston (OT)	1/8/11

OPPONENT TOP SCORING GAMES OFF THE BENCH

POINTS	PLAYER	MINUTES	FG-A	3FG-A	FT-A	TEAM	DATE
41	Nick Young	34	14-23	6-11	7-9	L.A. Lakers	4/14/14
38	Calvin Murphy	40	16-21	0-0	6-6	Houston	2/23/81
37	Manu Ginobili	36	9-21	2-7	17-19	@ San Antonio	12/7/07
37	Eddie Johnson	42	13-18	4-7	7-7	Houston	3/9/98
36	Walter Davis	38	16-24	0-1	4-4	Denver (OT)	1/6/90
36	Billy Knight	36	12-18	0-0	12-13	Indiana	11/10/80

POSTPONED/CANCELED/MOVED GAMES

DATE	OPPONENT	MAKEUP	RESULT	REASON
1/7/03	MEMPHIS	4/5/04	W, 92-81	Memphis stuck in a snowstorm in Pacific NW
11/11/96	SAN ANTONIO	4/7/97	W, 116-93	Delta Center court was warped
4/30/92	@ L.A. Clippers	5/3/92	W, 115-107	First-Round Playoff Game 4 moved to Anaheim Convention Center due to rioting in Los Angeles
2/10/78	@ Boston	4/1/78	L, 108-119	Blizzard of 1978 hit East Coast

20-REBOUNDS/20-ASSISTS, SAME GAME

REBOUNDS	ASSISTS	OPPONENT	DATE
Karl Malone (21)	John Stockton (21)	vs. Phoenix	3/22/88
Karl Malone (20)	John Stockton (21)	@ L.A. Clippers	4/20/88

TWO 40-POINT SCORERS, SAME GAME

PLAYER	OPPONENT	DATE
Pete Maravich (45), Nate Williams (41)	vs. Denver	4/10/77
Adrian Dantley (43), John Drew (42)	vs. Detroit	3/19/84

OPPOSING 40-POINT SCORERS, SAME GAME

JAZZ	OPPONENT	OPPONENT	DATE
Pete Maravich (45), Nate Williams (41)	David Thompson (40)	vs. Denver	4/10/77
Deron Williams (41)	Josh Howard (47)	@ Dallas	12/8/07

NBA MILESTONES

SIGNIFICANCE	PLAYER	OPPONENT	DATE	DETAIL
5,000,000th point scored in NBA history	Rickey Green (Utah)	vs. Cleveland	1/25/88	on 24-foot three-pointer at the third quarter buzzer
7,000,000th point scored in NBA history	Hersey Hawkins (Seattle)	vs. Utah	12/1/96	on running 12-foot jumper at 4:42 of fourth quarter



HISTORY



1974-75 - THE INAUGURAL SEASON

RECORD: 23-59 (.280), 5th in Central Division

HEAD COACH: Scotty Robertson/Elgin Baylor/
Bill Van Breda Kolff

PLAYOFFS: Did not qualify

DRAFT ADDITIONS:

• 2ND ROUND 28TH PICK
Aaron James (F), Grambling
• 9TH ROUND 154TH PICK
Kennedy Boyd (F), Boston University



1974-75 NOTES:

- The New Orleans Jazz becomes the 18th member of the NBA on 3/7/74.
- A nine-man group headed by Fred Rosenfeld pays \$6.15 million for the expansion franchise.
- The Jazz acquires "Pistol" Pete Maravich by trade from Atlanta on 5/3/74, making him the first player in Jazz history.
- Scotty Robertson is named as the first head coach, but he is relieved of his duties on 11/17/74 following a 1-14 start.
- Elgin Baylor serves as interim coach for one game (0-1) before Bill Van Breda Kolff is named head coach and finishes 22-44.
- The Jazz loses its first ever game, 74-89 at New York on 10/17/74.
- The franchise's first victory comes in the 12th game of the season, a 102-101 win over Portland on 11/10/74.
- The Jazz started the season 0-28 on the road, not earning its first franchise road win until the 51st game of the season, a 106-102 win at Atlanta on 2/8/75 thanks to a season-high 47 points by Maravich.

1974-75 NEW ORLEANS JAZZ FINAL STATISTICS

PLAYER	FIELD GOALS					3-PT. FGS.			FREE THROWS			REBOUNDS			AVERAGES									
	G	MIN	FGM	FGA	PCT	3FGM	3FGA	3PCT	FTM	FTA	PCT	OFF	DEF	TOT	AST	PF	DO	STL	TOL	BLK	PTS	PPG	RPG	APG
Maravich, Pete	79	2853	655	1562	.419	---	---	---	390	481	.811	93	329	422	488	227	4	120	---	18	1700	21.5	5.3	6.2
Williams, Nate	35	814	209	404	.517	---	---	---	84	102	.824	44	114	158	67	99	1	44	---	6	502	14.3	4.5	1.9
Barnett, Jim	45	1238	215	480	.448	---	---	---	156	188	.830	45	83	128	137	109	1	35	---	16	586	13.0	2.8	3.0
James, Aaron	76	1731	370	776	.477	---	---	---	147	189	.778	140	226	366	66	217	4	41	---	15	887	11.7	4.8	0.9
Nelson, Louie	72	1898	307	679	.452	---	---	---	192	250	.768	75	121	196	178	186	1	65	---	6	806	11.2	2.7	2.5
Walk, Neil	37	851	151	358	.422	---	---	---	64	80	.800	73	189	262	101	122	3	30	---	20	366	9.9	7.1	2.7
Stallworth, Bud	73	1668	298	710	.420	---	---	---	125	182	.687	78	168	246	46	208	4	59	---	11	721	9.9	3.4	0.6
Bibby, Henry	28	542	91	219	.416	---	---	---	68	93	.731	18	32	50	76	61	0	25	---	0	250	8.9	1.8	2.7
Coleman, E.C.	77	2176	253	568	.445	---	---	---	116	166	.699	189	360	549	105	277	10	82	---	37	622	8.1	7.1	1.4
Johnson, Ollie	43	1159	139	299	.465	---	---	---	62	77	.805	60	117	177	80	103	1	42	---	20	340	7.9	4.1	1.9
Roberson, Rick	16	339	48	108	.444	---	---	---	23	40	.575	39	79	118	23	49	0	7	---	8	118	7.4	7.4	1.4
Moore, Otto	40	1055	117	258	.453	---	---	---	45	67	.672	92	236	328	82	146	3	21	---	39	279	7.0	8.2	2.1
Counts, Mel	75	1421	217	495	.438	---	---	---	86	113	.761	102	339	441	182	196	0	49	---	43	520	6.9	5.9	2.4
Block, John	4	57	9	29	.310	---	---	---	9	10	.900	6	12	18	7	11	0	4	---	1	27	6.8	4.5	1.8
Kimball, Toby	3	90	7	23	.304	---	---	---	6	7	.857	8	18	26	4	12	0	2	---	0	20	6.7	8.7	1.3
Lantz, Stu	19	353	39	115	.339	---	---	---	47	53	.887	7	17	24	30	28	0	12	---	2	125	6.6	1.3	1.6
Adelman, Rick	28	613	67	159	.421	---	---	---	41	59	.695	13	42	55	69	58	1	47	---	6	175	6.3	2.0	2.5
Bellamy, Walt	1	14	2	2	1.000	---	---	---	2	2	1.000	0	5	5	0	2	0	0	---	0	6	6.0	5.0	0.0
Lee, Russell	15	139	29	76	.382	---	---	---	7	14	.500	15	16	31	7	17	1	11	---	3	65	4.3	2.1	0.5
Fryer, Bernie	31	432	47	106	.443	---	---	---	33	43	.767	16	30	46	52	54	0	22	---	0	127	4.1	1.5	1.7
Green, Lamar	15	280	24	70	.343	---	---	---	9	20	.450	28	81	109	16	38	0	4	---	5	57	3.8	7.3	1.1
Boyd, Kenny	6	25	7	13	.538	---	---	---	5	11	.455	3	2	5	2	2	0	3	---	0	19	3.2	0.8	0.3
NEW ORLEANS JAZZ	82	19730	3301	7509	.440	---	---	---	1717	2247	.764	1144	2616	3760	1818	2222	34	725	1802	256	8318	101.4		
OPPONENTS	82	19730	3553	7433	.478	---	---	---	1857	2465	.753	1193	2924	4117	1891	2126	33	783	1924	349	8963	109.3		

1974-75 GAME-BY-GAME BREAKDOWN

	W	L	VS. ATLANTIC	W	L	VS. CENTRAL	W	L	VS. MIDWEST	W	L	VS. PACIFIC	W	L
RECORD	23	59	Boston	0	4	Atlanta	5	3	Chicago	0	4	Golden State	2	2
Home	20	21	Buffalo	0	4	Cleveland	1	6	Detroit	0	4	L.A. Lakers	1	3
Road	3	38	New York	2	2	Houston	3	5	KC-Omaha	2	2	Phoenix	1	3
October	0	7	Philadelphia	2	2	Washington	0	7	Milwaukee	1	3	Portland	2	2
November	2	13										Seattle	1	3
December	1	10												
January	2	12												
February	10	5												
March	8	9												
April	0	3												
			VS. ATLANTIC	4	12	VS. CENTRAL	9	21	VS. MIDWEST	3	13	VS. PACIFIC	7	13
					VS. EAST	13	33					VS. WEST	10	26

1974-75 - THE INAUGURAL SEASON

1974-75 NEW ORLEANS JAZZ (23-59, .280) 5TH IN CENTRAL DIVISION

GM	DATE	OPPONENT	W/L	SCORE	HOME	ROAD	TOTAL	SITE	UTA HIGH SCORER	OPP. HIGH SCORER	ATTEND.
1	10/17/74	@ New York	L	74-89		0-1	0-1	New York City	Maravich - 15	Monroe - 20	15,883
2	10/18/74	@ Philadelphia	L	99-112		0-2	0-2	Philadelphia	Stallworth - 24	Mix - 33	8,939
3	10/19/74	@ Washington	L	92-110		0-3	0-3	Landover, MD	Stallworth - 19	E. Hayes - 35	10,896
4	10/22/74	@ Buffalo	L	118-134		0-4	0-4	Buffalo	Barnett - 23	McAdoo - 33	8,251
5	10/24/74	PHILADELPHIA	L	89-102	0-1		0-5	New Orleans	Barnett - 25	Boyd - 35	6,450
6	10/26/74	CLEVELAND	L	88-90	0-2		0-6	New Orleans	Barnett - 30	A. Carr - 23	3,425
7	10/30/74	HOUSTON	L	100-113	0-3		0-7	New Orleans	Barnett - 28	Newlin - 21	3,415
8	11/1/74	@ Detroit	L	93-103		0-5	0-8	Detroit	Barnett - 17	Money - 21	4,237
9	11/5/74	@ K.C.-Omaha	L	97-115		0-6	0-9	Omaha, NE	Maravich - 26	Archibald - 30	3,588
10	11/6/74	BUFFALO	L	98-110	0-4		0-10	New Orleans	James - 21	McAdoo - 41	3,302
11	11/8/74	PHOENIX	L	102-105	0-5		0-11	New Orleans	Maravich - 29	Scott - 36	3,118
12	11/10/74	PORTLAND	W	102-101	1-5		1-11	New Orleans	Maravich - 30	Watton - 25	5,465
13	11/12/74	CHICAGO	L	79-88	1-6		1-12	New Orleans	Maravich - 27	Walker - 30	4,412
14	11/15/74	WASHINGTON	L	95-104	1-7		1-13	New Orleans	Maravich - 20	Hayes - 34	5,275
15	11/16/74	@ Atlanta	L	104-130		0-7	1-14	Atlanta	Maravich - 32	Drew - 44	8,249
16	11/17/74	DETROIT	L	85-99	1-8		1-15	New Orleans	Maravich - 24	Lanier - 26	3,441
17	11/20/74	SEATTLE	L	95-99	1-9		1-16	New Orleans	Barnett - 18	three players - 18	4,318
18	11/22/74	ATLANTA	W	90-86	2-9		2-16	Baton Rouge	Maravich - 21	Drew - 23	7,417
19	11/23/74	@ Cleveland	L	100-121		0-8	2-17	Richfield, OH	Barnett/Nelson - 18	B. Smith - 25	7,864
20	11/26/74	@ Phoenix	L	110-120		0-9	2-18	Phoenix	Maravich - 21	Scott - 31	4,931
21	11/29/74	@ L.A. Lakers	L	122-127		0-10	2-19	Los Angeles	Lantz/Maravich - 22	Riley - 38	11,224
22	11/30/74	@ Portland	L	85-117		0-11	2-20	Portland	James - 18	Johnson/Neal - 23	11,896
23	12/3/74	@ Golden State	L	101-122		0-12	2-21	Oakland	Maravich - 22	R. Barry - 32	5,081
24	12/6/74	@ Seattle	L	108-121		0-13	2-22	Seattle	James - 22	F. Brown - 27	14,082
25	12/8/74	BOSTON	L	101-111	2-10		2-23	New Orleans	Barnett - 29	J. White - 21	7,042
26	12/11/74	GOLDEN STATE	W	106-103	3-10		3-23	New Orleans	Barnett/James - 20	R. Barry - 38	3,731
27	12/13/74	@ Chicago	L	76-109		0-14	3-24	Chicago	Nelson/Walk - 13	Block/Walker - 21	5,198
28	12/17/74	@ Houston	L	83-109		0-15	3-25	Houston	Maravich - 14	Murphy - 25	3,333
29	12/18/74	@ Washington	L	90-113		0-16	3-26	Landover, MD	Barnett - 16	Haskins/Riordan - 16	4,227
30	12/20/74	@ Boston	L	106-110		0-17	3-27	Boston	Nelson - 20	Covens - 27	6,883
31	12/22/74	@ Milwaukee	L	76-96		0-18	3-28	Milwaukee	Coleman - 14	Abdul-Jabbar - 23	9,038
32	12/23/74	@ Cleveland	L	79-95		0-19	3-29	Richfield, OH	Maravich - 24	B. Smith - 15	7,867
33	12/28/74	@ New York	L	94-101		0-20	3-30	New York City	Coleman - 23	Jackson - 18	18,555
34	1/2/75	@ Detroit	L	95-99		0-21	3-31	Detroit	Maravich - 31	Lanier - 36	5,176
35	1/4/75	@ Seattle	L	89-111		0-22	3-32	Seattle	Walk - 20	Haywood - 20	13,474
36	1/5/75	@ Portland	L	102-111		0-23	3-33	Portland	Coleman - 21	Wicks - 24	8,968
37	1/7/75	@ Golden State	L	94-136		0-24	3-34	Oakland	Coleman/James - 18	R. Barry - 29	4,164
38	1/10/75	HOUSTON	W	111-108	4-10		4-34	New Orleans	Maravich - 38	Tomjanovich - 24	2,368
39	1/17/75	SEATTLE	W	113-109	5-10		5-34	New Orleans	Maravich - 42	Fox - 28	3,120
40	1/19/75	BUFFALO	L	112-117	5-11		5-35	New Orleans	Maravich - 40	McAdoo - 43	4,214
41	1/21/75	@ Atlanta	L	103-135		0-25	5-36	Atlanta	Maravich - 26	T. Van Arsdale - 27	3,508
42	1/22/75	BOSTON	L	102-110	5-12		5-37	New Orleans	Maravich - 34	Covens - 22	5,723
43	1/24/75	@ L.A. Lakers	L	108-110		0-26	5-38	Los Angeles	Nelson - 28	Goddich - 20	10,880
44	1/25/75	@ Phoenix	L*	90-94		0-27	5-39	Phoenix	Nelson - 23	Scott - 25	5,872
45	1/27/75	MILWAUKEE	L	115-117	5-13		5-40	New Orleans	Maravich - 36	Abdul-Jabbar - 41	6,419
46	1/29/75	L.A. LAKERS	L	108-112	5-14		5-41	New Orleans	Maravich - 32	Goddich - 34	2,887
47	1/31/75	WASHINGTON	L	101-106	5-15		5-42	New Orleans	Nelson - 24	E. Hayes - 31	2,812
48	2/2/75	NEW YORK	W	118-114	6-15		6-42	New Orleans	Maravich - 33	Monroe - 25	6,419
49	2/5/75	HOUSTON	L	97-124	6-16		6-43	New Orleans	Nelson - 18	Kunnett - 24	3,063
50	2/7/75	@ Milwaukee	L	98-119		0-28	6-44	Milwaukee	Maravich - 27	Abdul-Jabbar - 35	10,938
51	2/8/75	@ Atlanta	W	106-102		1-28	7-44	Atlanta	Maravich - 47	D. Jones - 23	13,653
52	2/10/75	ATLANTA	W	96-89	7-16		8-44	New Orleans	Nelson - 29	J. Brown - 19	4,693
53	2/11/75	@ Cleveland	L	86-100		1-29	8-45	Richfield, OH	Maravich - 18	B. Smith - 29	3,788
54	2/14/75	@ Houston	W	124-112		2-29	9-45	Houston	Nelson - 23	Murphy - 23	3,342
55	2/16/75	MILWAUKEE	W	103-101	8-16		10-45	New Orleans	Nelson - 27	Abdul-Jabbar - 33	7,435
56	2/18/75	PHILADELPHIA	W	103-85	9-16		11-45	New Orleans	Maravich - 33	Collins - 33	5,048
57	2/20/75	PORTLAND	W	114-102	10-16		12-45	New Orleans	Maravich - 32	Wicks - 25	4,918
58	2/21/75	PHOENIX	W	98-96	11-16		13-45	New Orleans	Maravich - 22	Melchionni - 20	4,653
59	2/23/75	HOUSTON	W	108-99	12-16		14-45	New Orleans	Maravich - 38	Kunnett - 27	6,425
60	2/25/75	CHICAGO	L	105-120	12-17		14-46	New Orleans	Williams - 20	Walker - 29	7,024
61	2/27/75	@ Buffalo	L	100-110		2-30	14-47	Toronto	Maravich - 24	McAdoo - 34	5,578
62	2/28/75	K.C.-OMAHA	W*	114-107	13-17		15-47	New Orleans	Maravich - 34	Archibald - 28	5,370
63	3/1/75	@ Houston	L	109-121		2-31	15-48	Houston	James - 21	Murphy - 25	6,358
64	3/5/75	L.A. LAKERS	W	123-117	14-17		16-48	New Orleans	Maravich - 30	Allen - 29	6,554
65	3/7/75	GOLDEN STATE	W	110-107	15-17		17-48	New Orleans	Maravich - 34	Wilkes - 22	6,218
66	3/8/75	@ Atlanta	L	101-113		2-32	17-49	Atlanta	James - 19	T. Van Arsdale - 27	6,131
67	3/9/75	CLEVELAND	W	90-86	16-17		18-49	New Orleans	Maravich - 26	Chones - 15	5,031
68	3/11/75	@ Cleveland	L	114-123		2-33	18-50	Richfield, OH	Williams - 23	B. Smith - 28	5,369
69	3/15/75	ATLANTA	W	140-123	17-17		19-50	New Orleans	Williams - 25	Gilliam - 24	3,623
70	3/16/75	CLEVELAND	L	111-113	17-18		19-51	New Orleans	James - 24	Brewer - 26	3,824
71	3/19/75	@ Philadelphia	W	126-115		3-33	20-51	Philadelphia	Maravich - 36	F. Carter - 28	6,411
72	3/20/75	@ K.C.-Omaha	L	95-101		3-34	20-52	Kansas City	Williams - 24	Archibald - 31	6,138
73	3/21/75	WASHINGTON	L	109-122	17-19		20-53	New Orleans	Nelson - 26	E. Hayes - 28	6,273
74	3/23/75	DETROIT	L	114-125	17-20		20-54	New Orleans	Williams - 28	Bing - 29	4,182
75	3/25/75	K.C.-OMAHA	W	112-110	18-20		21-54	New Orleans	Maravich - 36	Archibald - 40	3,388
76	3/26/75	@ Boston	L	100-113		3-35	21-55	Boston	James - 20	White - 23	15,320
77	3/28/75	NEW YORK	W	111-102	19-20		22-55	New Orleans	Maravich - 32	Monroe - 28	8,002
78	3/29/75	@ Houston	L	105-107		3-36	22-56	Houston	Fryer - 17	Murphy - 25	7,328
79	3/30/75	ATLANTA	W	108-105	20-20		23-56	New Orleans	Williams - 18	Gilliam - 22	5,422
80	4/1/75	WASHINGTON	L	101-110	20-21		23-57	New Orleans	Maravich - 19	Hayes - 33	7,312
81	4/4/75	@ Chicago	L	87-111		3-37	23-58	Chicago	Maravich - 31	Van Lier - 32	11,312
82	4/6/75	@ Washington	L	103-119		3-38	23-59	Landover, MD	James - 34	Hayes - 23	13,267

* Denotes number of overtime periods

BOLD indicates home sellout

HISTORY

1975-76 NEW ORLEANS JAZZ

RECORD: 38-44 (.463), 4th in Central Division

HEAD COACH: Bill Van Breda Stollf

HONORS:

• Pete Maravich, All-NBA First Team

PLAYOFFS:

Did not qualify

DRAFT ADDITIONS:

• 1ST ROUND 7TH PICK

Rich Kelley (C), Stanford

• 3RD ROUND 38TH PICK

Jim McElroy (G), Central Michigan



1975-76 NOTES:

• Moses Malone is selected No. 1 in supplemental draft of ABA players, but never appears in a Jazz uniform.

• The team wins its 24th game on 2/6/76 to surpass their first NBA season win total.

• Pete Maravich scores his 10,000th career point in win over Washington on 2/26/76.

• The Jazz finished with a 15-game improvement from the previous season, best in NBA.

1975-76 NEW ORLEANS JAZZ FINAL STATISTICS

PLAYER	FIELD GOALS					3-PT. FGS.			FREE THROWS			REBOUNDS				AVERAGES									
	G	MIN	FGM	FGA	PCT	3FGM	3FGA	3PCT	FTM	FIA	PCT	OFF	DEF	TOT	AST	PF	DQ	STL	TO	BLK	PIS	PPG	RPG	APG	
Maravich, Pete	62	2373	604	1316	.459	---	---	---	396	488	.811	46	254	300	332	197	3	87	---	23	1604	25.9	4.8	5.4	
Williams, Nate	81	1935	421	948	.444	---	---	---	197	239	.824	135	225	360	107	253	6	109	---	17	1039	12.8	4.4	1.3	
Nelson, Louie	66	2030	327	755	.433	---	---	---	169	230	.735	81	121	202	169	147	1	82	---	6	823	12.5	3.1	2.6	
Behagen, Ron	66	1733	308	691	.446	---	---	---	144	179	.804	190	363	553	139	222	6	67	---	26	760	11.5	8.4	2.1	
Bibby, Henry	79	1772	266	622	.428	---	---	---	200	251	.797	58	121	179	225	165	0	62	---	3	732	9.3	2.3	2.8	
Stallworth, Bud	56	1051	211	483	.437	---	---	---	85	124	.685	42	103	145	53	135	1	30	---	17	507	9.1	2.6	0.9	
James, Aaron	75	1346	262	594	.441	---	---	---	153	204	.750	93	156	249	59	172	1	33	---	6	677	9.0	3.3	0.8	
Moore, Otto	81	2407	293	672	.436	---	---	---	144	226	.637	162	631	793	216	250	3	85	---	136	730	9.0	9.8	2.7	
McElroy, Jim	51	1134	151	296	.510	---	---	---	81	110	.736	34	76	110	107	70	0	44	---	4	383	7.5	2.2	2.1	
Coleman, E.C.	67	1850	216	479	.451	---	---	---	59	89	.663	124	295	419	87	227	3	56	---	30	491	7.3	6.3	1.3	
Kelley, Rich	75	1346	184	379	.485	---	---	---	159	205	.776	193	335	528	155	209	5	52	---	60	527	7.0	7.0	2.1	
Boyd, Fred	30	584	72	165	.436	---	---	---	28	49	.571	4	26	30	78	54	0	27	---	7	172	5.7	1.0	2.6	
Counts, Mel	39	319	37	91	.407	---	---	---	16	21	.762	27	73	100	38	74	1	16	---	8	90	2.3	2.6	1.0	
NEW ORLEANS JAZZ	82	19880	3352	7491	.447	---	---	---	1831	2415	.758	1189	2779	3968	1765	2175	30	750	1659	343	8535	104.1			
OPPONENTS	82	19880	3396	7413	.458	---	---	---	1816	2464	.737	1182	2846	4028	1684	2162	40	777	1748	405	8608	105.0			

1975-76 GAME-BY-GAME BREAKDOWN

	W	L	VS. ATLANTIC	W	L	VS. CENTRAL	W	L	VS. MIDWEST	W	L	VS. PACIFIC	W	L
RECORD	38	44	Boston	1	4	Atlanta	4	2	Chicago	2	2	Golden State	2	2
Home	22	19	Buffalo	1	4	Cleveland	3	4	Detroit	3	1	L.A. Lakers	1	3
Road	16	25	New York	2	3	Houston	4	2	Kansas City	3	1	Phoenix	1	3
October	4	1	Philadelphia	1	4	Washington	4	3	Milwaukee	2	2	Portland	3	1
November	3	9										Seattle	1	3
December	5	9												
January	9	5												
February	6	9												
March	8	8												
April	3	3												
			VS. ATLANTIC	5	15	VS. CENTRAL	15	11	VS. MIDWEST	10	6	VS. PACIFIC	8	12
					VS. EAST	20	26					VS. WEST	18	18

1975-76 NEW ORLEANS JAZZ

1975-76 NEW ORLEANS JAZZ (38-44, .463) 4TH IN CENTRAL DIVISION

GM	DATE	OPPONENT	W/L	SCORE	HOME	ROAD	TOTAL	SITE	UTA HIGH SCORER	OPP. HIGH SCORER	ATTEND.
1	10/23/75	@ Atlanta	L	91-109		0-1	0-1	Atlanta	Behagen - 18	Drew - 21	5,579
2	10/24/75	DETROIT	W	114-106	1-0		1-1	New Orleans	Maravich - 31	Lanier - 29	9,348
3	10/26/75	NEW YORK	W**	125-114	2-0		2-1	New Orleans	Maravich - 45	Monroe - 36	13,108
4	10/28/75	PORTLAND	W	99-90	3-0		3-1	New Orleans	Nelson - 19	Petrie - 24	9,211
5	10/31/75	MILWAUKEE	W	100-85	4-0		4-1	New Orleans	Maravich/Nelson - 16	Myers - 28	8,724
6	11/1/75	@ Cleveland	W	103-91		1-1	5-1	Richfield, OH	Maravich - 27	Clemons - 17	10,671
7	11/5/75	LA LAKERS	W	113-110	5-0		6-1	New Orleans	Maravich - 30	L. Allen - 28	26,511
8	11/7/75	CLEVELAND	L	90-94	5-1		6-2	New Orleans	Nelson - 21	Russell - 22	21,189
9	11/9/75	SEATTLE	L	97-111	5-2		6-3	New Orleans	James - 18	F. Brown - 41	13,472
10	11/11/75	@ Portland	L	104-106		1-2	6-4	Portland	Maravich - 27	Johnson/Petrie - 19	12,319
11	11/12/75	@ LA. Lakers	W	100-116		1-3	6-5	Los Angeles	Williams - 24	Abdul-Jabbar - 33	11,299
12	11/15/75	@ Houston	L	101-103		1-4	6-6	Houston	Maravich - 29	Murphy - 24	7,687
13	11/18/75	GOLDEN STATE	L	104-112	5-3		6-7	New Orleans	James - 24	R. Barry - 22	12,258
14	11/22/75	@ Atlanta	W	89-85		2-4	7-7	Atlanta	Nelson - 25	Hudson - 20	6,178
15	11/26/75	ATLANTA	L	108-113	5-4		7-8	New Orleans	Nelson - 22	Henderson - 33	9,224
16	11/28/75	@ Kansas City	L	97-98		2-5	7-9	Kansas City	Behagen - 25	Archibald - 31	8,075
17	11/30/75	PHILADELPHIA	L	96-113	5-5		7-10	New Orleans	Nelson - 27	Collins - 30	7,742
18	12/2/75	@ Buffalo	W	108-96		3-5	8-10	Buffalo	Behagen - 27	McAdoo - 40	7,082
19	12/3/75	@ Philadelphia	L	94-102		3-6	8-11	Philadelphia	Behagen - 23	McGinnis - 27	9,515
20	12/5/75	@ Boston	L	93-104		3-7	8-12	Boston	Williams - 20	Cowens - 34	15,320
21	12/9/75	PHOENIX	L	89-104	5-6		8-13	New Orleans	James - 22	D. Van Arsdale - 25	7,619
22	12/11/75	@ Washington	L	109-117		3-8	8-14	Landover, MD	Behagen - 26	Chenier - 22	5,252
23	12/13/75	@ Cleveland	L	90-112		3-9	8-15	Richfield, OH	Bibby - 21	Chones - 22	6,149
24	12/14/75	BOSTON	L	93-102			8-16	New Orleans	Nelson - 18	Scott - 25	10,342
25	12/17/75	WASHINGTON	W	105-88	6-7		9-16	New Orleans	Bibby - 21	E. Hayes - 21	7,819
26	12/19/75	@ Seattle	L	102-113		3-10	9-17	Seattle	Moore - 20	Gilliam - 24	11,427
27	12/20/75	@ Portland	W	105-97		4-10	10-17	Portland	Bibby - 24	Petrie - 22	8,206
28	12/21/75	@ Phoenix	W	120-107		5-10	11-17	Phoenix	Williams - 27	Shumate - 18	6,853
29	12/23/75	@ Golden State	L	97-105		5-11	11-18	Oakland	Nelson - 16	G. Williams - 20	9,486
30	12/25/75	HOUSTON	W	101-99	7-7		12-18	New Orleans	Nelson - 21	Kunnett - 28	12,379
31	12/27/75	@ New York	L	101-108		5-12	12-19	New Orleans	Behagen - 21	Haywood - 26	15,337
32	1/2/76	ATLANTA	W	111-95	8-7		13-19	New Orleans	Maravich - 26	Drew - 21	13,504
33	1/3/76	KANSAS CITY	W	120-95	9-7		14-19	New Orleans	Williams - 23	Wedman - 19	11,117
34	1/6/76	@ Chicago	W	104-98		6-12	15-19	Chicago	Maravich - 26	Love - 40	4,023
35	1/8/76	@ Kansas City	W	107-97		7-12	16-19	Kansas City	Maravich - 37	Hansen - 26	5,435
36	1/10/76	@ Detroit	W	104-99		8-12	17-19	Detroit	Maravich - 34	Mengelt/Rowe - 29	6,234
37	1/14/76	@ Philadelphia	L	95-100		8-13	17-20	Philadelphia	Stallworth - 20	Collins - 24	12,460
38	1/16/76	@ Milwaukee	W	94-92		9-13	18-20	Milwaukee	Behagen - 25	Winters - 22	10,938
39	1/17/76	@ Houston	W	103-97		10-13	19-20	Houston	Maravich - 18	Tomjanovich - 23	5,087
40	1/21/76	CHICAGO	L	93-103	9-8		19-21	New Orleans	Williams - 21	Van Lier - 27	19,223
41	1/22/76	@ Washington	L	86-109		10-14	19-22	Landover, MD	Kelley - 20	Chenier - 20	14,512
42	1/27/76	@ Buffalo	L	105-129		10-15	19-23	Buffalo	Maravich - 24	McAdoo - 26	11,182
43	1/28/76	BUFFALO	L	112-126	9-9		19-24	New Orleans	Maravich - 37	R. Smith - 34	8,947
44	1/30/76	NEW YORK	W	119-97	10-9		20-24	New Orleans	Maravich - 31	Frazier - 19	18,001
45	1/31/76	@ Atlanta	W	108-95		11-15	21-24	Atlanta	Maravich - 34	Drew - 23	7,107
46	2/1/76	CLEVELAND	W	96-95	11-9		22-24	New Orleans	Maravich - 36	Smith - 18	13,940
47	2/5/76	@ Houston	W	114-111		12-15	23-24	Houston	Maravich - 35	Kunnett - 29	4,487
48	2/6/76	KANSAS CITY	W	108-101	12-9		24-24	New Orleans	Maravich - 31	Walker - 22	17,624
49	2/8/76	CHICAGO	L	92-96	12-10		24-25	New Orleans	Maravich - 23	Laskowski - 28	24,382
50	2/10/76	@ Golden State	W*	130-124		13-15	25-25	Oakland	Maravich - 49	Wilkes - 30	11,881
51	2/11/76	@ Seattle	L	90-93		13-16	25-26	Seattle	Kelley - 14	Burleson - 25	13,595
52	2/13/76	@ LA. Lakers	L	112-126		13-17	25-27	Los Angeles	Maravich - 30	Abdul-Jabbar - 32	14,100
53	2/14/76	@ Phoenix	L	93-112		13-18	25-28	Phoenix	Maravich - 20	Adams - 28	6,539
54	2/17/76	LA. LAKERS	L	101-115	12-11		25-29	New Orleans	Maravich - 33	Goodrich/Jabbar - 28	17,042
55	2/20/76	PHOENIX	L	102-103	12-12		25-30	New Orleans	Williams - 24	Adams - 28	10,519
56	2/21/76	@ New York	L	98-102		13-19	25-31	New York City	Maravich - 31	Haywood - 30	15,804
57	2/22/76	ATLANTA	W	102-94	13-12		26-31	New Orleans	Maravich - 21	Hudson - 27	7,037
58	2/25/76	WASHINGTON	W	105-104	14-12		27-31	New Orleans	Maravich - 39	Bing - 29	9,446
59	2/26/76	@ Washington	L	108-118		13-20	27-32	Landover, MD	Maravich - 32	Chenier - 26	7,732
60	2/28/76	MILWAUKEE	L	99-112	14-13		27-33	New Orleans	Maravich - 21	Dandridge - 27	8,274
61	3/2/76	@ Milwaukee	L*	99-111		13-21	27-34	Milwaukee	Williams - 33	Winters - 28	10,315
62	3/3/76	HOUSTON	L	105-113	14-14		27-35	New Orleans	Maravich - 25	Ratleff - 33	6,543
63	3/5/76	BOSTON	L	93-98	14-15		27-36	New Orleans	Maravich - 22	Scott - 25	19,274
64	3/7/76	SEATTLE	W	124-106	15-15		28-36	New Orleans	Nelson - 27	Gray - 16	8,008
65	3/9/76	@ Boston	W	117-99		14-21	29-36	Hartford, CT	Maravich - 37	Cowens - 29	11,230
66	3/10/76	BUFFALO	L	105-120	15-16		29-37	New Orleans	Maravich - 26	McAdoo - 32	9,732
67	3/12/76	PORTLAND	W	110-101	16-16		30-37	New Orleans	Maravich - 27	Wilks - 25	7,251
68	3/13/76	@ Chicago	W	117-111		15-21	31-37	Chicago	Maravich - 40	Van Lier - 22	6,821
69	3/14/76	GOLDEN STATE	W	118-103	17-16		32-37	New Orleans	Maravich - 33	P. Smith - 35	14,568
70	3/17/76	NEW YORK	L	107-112	17-17		32-38	New Orleans	Maravich - 27	Monroe - 27	11,042
71	3/19/76	CLEVELAND	W	103-81	18-17		33-38	New Orleans	Bibby - 20	Chones - 20	12,163
72	3/20/76	@ Buffalo	L	101-115		15-22	33-39	Buffalo	Coleman/Williams - 20	R. Smith - 35	15,497
73	3/23/76	BOSTON	L*	97-101	18-18		33-40	New Orleans	McElroy - 19	Havlicek/White - 20	16,132
74	3/26/76	WASHINGTON	W*	131-126	19-18		34-40	New Orleans	Maravich - 29	Chenier - 44	13,771
75	3/28/76	PHILADELPHIA	W	110-107	20-18		35-40	New Orleans	Maravich - 38	McGinnis - 27	10,568
76	3/31/76	CLEVELAND	L	101-110	20-19		35-41	New Orleans	Maravich - 21	Clemons - 18	8,734
77	4/2/76	@ Detroit	L	102-116		15-23	35-42	Detroit	Maravich - 28	Porter - 19	5,701
78	4/4/76	@ Washington	W*	129-125		16-23	36-42	Landover, MD	Maravich - 39	Weatherpoon - 31	19,035
79	4/7/76	@ Philadelphia	L	99-102		16-24	36-43	Philadelphia	Maravich - 38	McGinnis - 37	10,978
80	4/8/76	@ Cleveland	L	97-111		16-25	36-44	Richfield, OH	Williams - 21	Chones - 20	11,218
81	4/9/76	HOUSTON	W	99-88	21-19		37-44	New Orleans	Maravich - 23	Murphy - 18	11,158
82	4/11/76	DETROIT	W	112-105	22-19		38-44	New Orleans	Maravich - 31	Lanier/Rowe - 15	13,636

* Denotes number of overtime periods

BOLD indicates home sellout

HISTORY

1976-77 NEW ORLEANS JAZZ

RECORD: 35-47 (.427), 5th in Central Division

HEAD COACH: Bill Van Breda Kolf/Elgin Baylor

HONORS:

- Pete Maravich, All-NBA First Team
- E.C. Coleman, All-Defensive Team
- Pete Maravich, NBA All-Star

PLAYOFFS:

Did not qualify

DRAFT ADDITIONS:

- 5TH ROUND 74TH PICK
Paul Griffin (F), Western Michigan
- 7TH ROUND 111TH PICK
Andy Walker (F/G), Niagara



1976-77 NOTES:

- The ABA and NBA merge, with the Nuggets, Nets, Pacers and Spurs joining the league in 1976-77.
- Future Hall of Famer Gail Goodrich is signed as a free agent from LA. Lakers.
- Coach Bill Van Breda Kolf is replaced by interim coach Elgin Baylor after posting a 14-12 record to the start the season. Baylor finishes 21-35.
- Pete Maravich scores Jazz franchise record 68 points in a 124-107 win over the Knicks on 2/25/77.
- Maravich wins NBA scoring title with a 31.1 ppg scoring average.
- The Jazz sets a then-club record with seven-game win streak (3/22-3/30).

1976-77 NEW ORLEANS JAZZ FINAL STATISTICS

PLAYER	FIELD GOALS					3-PT. FGS.			FREE THROWS			REBOUNDS			AVERAGES									
	G	MIN	FGM	FGA	PCT	3FGM	3FGA	3PCT	FTM	FTA	PCT	OFF	DEF	TOT	AST	PF	DO	STL	TO	BLK	PTS	PPG	RPG	APG
Maravich, Pete	73	3041	886	2047	.433	---	---	---	501	600	.835	90	284	374	392	191	1	84	---	22	2273	31.1	5.1	5.4
Goodrich, Gail	27	607	136	305	.446	---	---	---	68	85	.800	25	36	61	74	43	0	22	---	2	340	12.6	2.3	2.7
Williams, Nate	79	1776	414	917	.451	---	---	---	146	194	.753	107	199	306	92	200	0	76	---	16	974	12.3	3.9	1.2
James, Aaron	52	1059	238	486	.490	---	---	---	89	114	.781	56	130	186	55	127	1	20	---	5	565	10.9	3.6	1.1
McElroy, Jim	73	2029	301	640	.470	---	---	---	169	217	.779	55	128	183	260	119	3	60	---	8	771	10.6	2.5	3.6
Boyd, Fred	47	1212	194	406	.478	---	---	---	79	98	.806	19	71	90	147	78	0	44	---	6	467	9.9	1.9	3.1
Behagen, Ron	60	1170	213	509	.418	---	---	---	90	126	.714	144	287	431	83	166	1	41	---	19	516	8.6	7.2	1.4
Coleman, E.C.	77	2369	290	628	.462	---	---	---	82	112	.732	149	399	548	103	280	9	62	---	32	662	8.6	7.1	1.3
Kelley, Rich	76	1505	184	386	.477	---	---	---	156	197	.792	210	377	587	208	244	7	45	---	63	524	6.9	7.7	2.7
Stallworth, Bud	40	526	126	272	.463	---	---	---	17	29	.586	19	52	71	23	76	1	19	---	11	269	6.7	1.8	0.6
Moore, Otto	81	2084	193	477	.405	---	---	---	91	134	.679	170	466	636	181	231	3	54	---	117	477	5.9	7.9	2.2
Howard, Mo	23	317	56	117	.479	---	---	---	19	29	.655	15	19	34	37	44	0	16	---	6	131	5.7	1.5	1.6
Griffin, Paul	81	1645	140	256	.547	---	---	---	145	201	.721	167	328	495	167	241	6	50	---	43	425	5.2	6.1	2.1
Walker, Andy	40	438	72	156	.462	---	---	---	36	47	.766	23	52	75	32	59	0	20	---	7	180	4.5	1.9	0.8
NEW ORLEANS JAZZ	82	19780	3443	7602	.453	---	---	---	1688	2183	.773	1249	2828	4077	1854	2099	32	613	1706	357	8574	104.6		
OPPONENTS	82	19780	3486	7712	.452	---	---	---	1833	2448	.749	1318	2781	4099	1748	2125	35	835	1615	361	8805	107.4		

1976-77 GAME-BY-GAME BREAKDOWN

	W	L	VS. ATLANTIC	W	L	VS. CENTRAL	W	L	VS. MIDWEST	W	L	VS. PACIFIC	W	L
RECORD	35	47	Boston	2	2	Atlanta	3	1	Chicago	0	4	Golden State	3	1
Home	26	15	Buffalo	1	3	Cleveland	2	2	Denver	1	3	LA. Lakers	0	3
Road	9	32	N.Y. Knicks	3	1	Houston	2	2	Detroit	1	3	Phoenix	3	1
October	3	2	N.Y. Nets	2	2	San Antonio	1	3	Indiana	2	2	Portland	2	2
November	8	6	Philadelphia	0	4	Washington	2	2	Kansas City	2	2	Seattle	1	3
December	7	9							Milwaukee	2	1			
January	4	10												
February	4	7												
March	8	8												
April	1	5												
			VS. ATLANTIC	8	12	VS. CENTRAL VS. EAST	10	10 18 22	VS. MIDWEST	8	15	VS. PACIFIC VS. WEST	9	10 17 25

1976-77 NEW ORLEANS JAZZ

1976-77 NEW ORLEANS JAZZ (35-47 .427) 5TH IN CENTRAL DIVISION

GM	DATE	OPPONENT	W/L	SCORE	HOME	ROAD	TOTAL	SITE	UTA HIGH SCORER	OPP. HIGH SCORER	ATTEND.
1	10/22/76	PHOENIX	W	111-98	1-0		1-0	New Orleans	Maravich - 33	Adams - 29	12,234
2	10/26/76	PHILADELPHIA	L	101-111	1-1		1-1	New Orleans	Maravich - 28	McGinnis - 37	27,383
3	10/29/76	WASHINGTON	W	111-93	2-1		2-1	New Orleans	Maravich - 25	E. Hayes - 23	9,118
4	10/30/76	@ New York	W	115-112			3-1	New York City	Maravich - 39	Monroe - 36	14,342
5	10/31/76	@ Cleveland	L	92-106		1-1	3-2	Richfield, OH	Maravich - 27	B. Smith - 17	10,453
6	11/2/76	BOSTON	W	115-97	3-1		4-2	New Orleans	Maravich - 43	Cowens - 30	17,104
7	11/5/76	SAN ANTONIO	W	127-119	4-1		5-2	New Orleans	Maravich - 24	Kenon/Paultz - 22	10,182
8	11/7/76	DETROIT	L	107-115	4-2		5-3	New Orleans	Maravich - 30	Lanier - 30	8,897
9	11/9/76	N.Y. NETS	W	110-99	5-2		6-3	New Orleans	Goodrich - 28	Archibald - 29	7,626
10	11/10/76	@ Washington	L	103-116		1-2	6-4	Landover, MD	Maravich - 23	E. Hayes - 30	6,409
11	11/12/76	@ Boston	L	110-117		1-3	6-5	Boston	James - 21	Wicks - 22	11,889
12	11/13/76	@ Atlanta	W	115-86		2-3	7-5	Atlanta	Maravich - 30	Barker - 15	6,297
13	11/16/76	PORTLAND	W	100-98	6-2		8-5	New Orleans	Maravich - 35	Walton - 21	10,238
14	11/17/76	@ Detroit	L	95-118		2-4	8-6	Detroit	Maravich - 23	Carr/Lanier - 24	6,016
15	11/19/76	@ Philadelphia	L	95-100		2-5	8-7	Philadelphia	McElroy - 18	Erving - 24	15,898
16	11/21/76	CLEVELAND	W	97-92	7-2		9-7	New Orleans	Maravich - 41	A. Carr - 19	14,282
17	11/23/76	GOLDEN STATE	W	117-94	8-2		10-7	New Orleans	Maravich - 37	G. Williams - 15	12,042
18	11/25/76	HOUSTON	L	99-105	8-3		10-8	New Orleans	Maravich - 35	Tomjanovich - 27	14,122
19	11/28/76	BUFFALO	W	127-118	9-3		11-8	New Orleans	Maravich - 30	McAdoo - 29	8,554
20	12/1/76	MILWAUKEE	W	126-105	10-3		12-8	New Orleans	Maravich - 38	Dandridge - 23	7,552
21	12/3/76	ATLANTA	W	121-105	11-3		13-8	New Orleans	Maravich - 28	Hudson - 30	9,222
22	12/4/76	@ Chicago	L	99-107		2-6	13-9	Chicago	Maravich - 34	Gilmore - 28	9,214
23	12/5/76	DENVER	L	105-117	11-4		13-10	New Orleans	James - 34	Issel - 29	12,408
24	12/7/76	SEATTLE	W	110-98	12-4		14-10	New Orleans	James - 36	Watts - 22	7,096
25	12/10/76	CHICAGO	L	78-92	12-5		14-11	New Orleans	Williams - 17	Van Lier - 17	10,054
26	12/11/76	@ San Antonio	L	106-121		2-7	14-12	San Antonio	Coleman - 21	Gervin - 30	8,857
27	12/14/76	KANSAS CITY	W	120-117	13-5		15-12	New Orleans	Maravich - 51	Taylor/Washington - 19	6,129
28	12/15/76	LA. LAKERS	L	105-115	13-6		15-13	New Orleans	Boyd - 24	Abdul-Jabbar - 35	14,407
29	12/17/76	ATLANTA	L	109-113	13-7		15-14	New Orleans	Maravich - 30	Henderson - 22	9,126
30	12/18/76	@ Houston	W	110-106		3-7	16-14	Houston	Maravich - 36	Murphy - 24	7,762
31	12/19/76	DETROIT	L	110-125	13-8		16-15	New Orleans	Maravich - 29	Lanier - 34	7,347
32	12/21/76	INDIANA	W	123-113	14-8		17-15	New Orleans	Maravich - 29	B. Knight - 31	7,723
33	12/22/76	@ N.Y. Nets	L	93-127		3-8	17-16	Uniondale, NY	Maravich - 22	Al Skinner - 22	6,209
34	12/26/76	WASHINGTON	W	109-100	15-8		18-16	New Orleans	Maravich - 50	E. Hayes - 30	17,613
35	12/30/76	@ Indiana	L	97-104		3-9	18-17	Indianapolis	Maravich - 35	B. Knight - 29	13,131
36	1/2/77	@ Atlanta	W	93-88		4-9	19-17	Atlanta	Maravich - 38	Hudson - 30	3,048
37	1/7/77	@ Portland	L	118-130		4-10	19-18	Portland	Maravich - 28	Davis/Lucas - 18	12,546
38	1/8/77	@ Golden State	L	107-114		4-11	19-19	Oakland	Maravich - 37	P. Smith - 31	13,155
39	1/9/77	@ Seattle	L	76-92		4-12	19-20	Seattle	Williams - 14	F. Brown - 26	14,098
40	1/12/77	@ Denver	L	99-110		4-13	19-21	Denver	Maravich - 27	Issel - 24	17,205
41	1/14/77	@ Buffalo	L	103-131		4-14	19-22	Buffalo	Maravich - 25	Smith - 28	9,579
42	1/16/77	@ Philadelphia	L	76-97		4-15	19-23	Philadelphia	Maravich - 22	Bibby - 21	12,910
43	1/18/77	BOSTON	W	99-89	16-8		20-23	New Orleans	Maravich - 44	Havlicek - 28	11,352
44	1/22/77	GOLDEN STATE	W	118-100	17-8		21-23	New Orleans	Maravich - 32	Parish - 23	15,015
45	1/23/77	NEW YORK	W	111-102	18-8		22-23	New Orleans	Maravich - 38	McAdoo - 36	14,501
46	1/26/77	@ Kansas City	L	95-101		4-16	22-24	Kansas City	Maravich - 35	Boone - 25	7,595
47	1/28/77	@ Denver	L	96-108		4-17	22-25	Denver	Maravich - 28	Issel - 31	16,987
48	1/29/77	@ Phoenix	L	102-118		4-18	22-26	Phoenix	Maravich - 34	Westphal - 26	13,274
49	1/30/77	@ LA. Lakers	L	99-101		4-19	22-27	Los Angeles	Maravich - 29	Abdul-Jabbar - 27	13,142
50	2/2/77	@ Seattle	L	95-120		4-20	22-28	Seattle	Maravich - 15	Burleson - 17	12,552
51	2/3/77	@ Golden State	W	105-99		5-20	23-28	Oakland	McElroy/Williams - 26	R. Barry - 32	13,155
52	2/6/77	HOUSTON	W	99-90	19-8		24-28	New Orleans	Maravich - 43	Kunnet/Lucas - 17	9,154
53	2/9/77	@ N.Y. Nets	L*	89-93		5-21	24-29	Uniondale, NY	Williams - 23	Hawkins - 44	5,497
54	2/11/77	@ Chicago	L	92-110		5-22	24-30	Chicago	McElroy - 25	Holland - 26	10,224
55	2/15/77	@ Milwaukee	L	106-117		5-23	24-31	Milwaukee	Williams - 24	Winters - 31	8,679
56	2/20/77	@ San Antonio	L	109-129		5-24	24-32	San Antonio	Maravich - 29	Dietrick - 24	8,469
57	2/22/77	@ New York	L	102-119		5-25	25-33	New York City	Maravich - 28	McAdoo - 27	14,336
58	2/23/77	MILWAUKEE	W	106-96	20-8		25-33	New Orleans	Maravich - 38	Bridgeman/Dandridge - 19	7,179
59	2/25/77	NEW YORK	W	124-107	21-8		26-33	New Orleans	Maravich - 68	McAdoo - 28	11,033
60	2/27/77	SAN ANTONIO	L	118-135	21-9		26-34	New Orleans	Maravich - 40	Paultz - 31	8,320
61	3/1/77	@ Kansas City	L	104-126		5-26	26-35	Kansas City	McElroy - 32	B. Taylor - 26	8,289
62	3/4/77	BUFFALO	L	91-95	21-10		26-36	New Orleans	McElroy - 22	R. Smith - 28	10,692
63	3/5/77	@ Washington	L	105-117		5-27	26-37	Landover, MD	McElroy - 32	Chenier - 30	11,660
64	3/6/77	INDIANA	L	106-110	21-11		26-38	New Orleans	Coleman/Williams - 22	Williamson - 27	13,113
65	3/8/77	SEATTLE	L	91-96	21-12		26-39	New Orleans	McElroy - 21	Brown - 25	10,522
66	3/12/77	@ Houston	L	104-120		5-28	26-40	Houston	McElroy - 25	Lucas/Tomjanovich - 21	12,115
67	3/15/77	@ Portland	L	104-131		5-29	26-41	Portland	Maravich - 27	Hollins - 22	12,084
68	3/18/77	@ Phoenix	W	104-100		6-29	27-41	Phoenix	Maravich - 51	Westphal - 35	10,285
69	3/20/77	@ LA. Lakers	L	95-100		6-30	27-42	Los Angeles	Maravich - 46	Abdul-Jabbar - 29	14,344
70	3/22/77	PORTLAND	W	106-95	22-12		28-42	New Orleans	Maravich - 31	M. Lucas - 29	7,563
71	3/23/77	@ Detroit	W	95-89		7-30	29-42	Detroit	Maravich - 31	Douglas - 23	6,810
72	3/24/77	@ Cleveland	W	92-87		8-30	30-42	Richfield, OH	Maravich - 36	A. Carr - 26	11,849
73	3/25/77	KANSAS CITY	W*	100-94	23-12		31-42	New Orleans	Maravich - 44	Boone - 24	9,249
74	3/27/77	@ Indiana	W**	119-118		9-30	32-42	Indianapolis	McElroy - 37	B. Knight - 30	10,147
75	3/29/77	N.Y. NETS	W	94-85	24-12		33-42	New Orleans	Maravich - 26	Bantom - 26	10,357
76	3/30/77	PHOENIX	W	112-100	25-12		34-42	New Orleans	Maravich - 26	Adams - 19	6,237
77	4/1/77	CLEVELAND	L	106-115	25-13		34-43	New Orleans	Maravich - 41	A. Carr - 25	7,754
78	4/3/77	CHICAGO	L	82-101	25-14		34-44	New Orleans	Williams - 23	Gilmore - 28	7,114
79	4/5/77	PHILADELPHIA	L	109-119	25-15		34-45	New Orleans	Maravich - 35	Dawkins/McGinnis - 20	19,236
80	4/6/77	@ Buffalo	L	102-107		9-31	34-46	Buffalo	Maravich - 30	Dantley - 28	5,643
81	4/8/77	@ Boston	L	109-120		9-32	34-47	Boston	Maravich - 39	White - 28	14,024
82	4/10/77	DENVER	W	139-125	26-15		35-47	New Orleans	Maravich - 45	D. Thompson - 40	9,288

* Denotes number of overtime periods

BOLD indicates home sellout

HISTORY

1977-78 NEW ORLEANS JAZZ

RECORD: 39-43 (.476), 5th in Central Division

HEAD COACH: Elgin Baylor

HONORS:

- Truck Robinson, All-NBA First Team
- Pete Maravich, All-NBA Second Team
- Pete Maravich, NBA All-Star (DNP due to injury)
- Truck Robinson, NBA All-Star

PLAYOFFS:

Did not qualify

DRAFT ADDITIONS:

• None made Jazz roster



1977-78 NOTES:

- Selected Lusia Harris in the 7th round of NBA Draft, only woman ever drafted.
- Gail Goodrich reaches 17,000 career points in win over New York on 10/26/77.
- Truck Robinson twice grabs a franchise-record 27 rebounds (11/11 and 12/7).
- Pete Maravich injures his right knee on 1/31/78 and played only three more games.
- The Jazz sets new franchise record with 10 straight wins (1/14-2/1).
- Robinson wins the NBA rebounding title, becoming the first Jazz man with 1,000+ rebounds in a season.

1977-78 NEW ORLEANS JAZZ FINAL STATISTICS

PLAYER	G	MIN	FIELD GOALS			3-PT. FGS.			FREE THROWS			REBOUNDS			AVERAGES												
			FGM	FGA	PCT	3FGM	3FGA	3PCT	FTM	FTA	PCT	OFF	DEF	TOT	AST	PF	DQ	STL	TO	BLK	PTS	PPG	RPG	APG			
Maravich, Pete	50	2041	556	1253	.444	--	--	--	240	276	.870	49	129	178	335	116	1	101	248	8	1352	27.0	3.6	6.7			
Robinson, Len	82	3638	748	1683	.444	--	--	--	366	572	.640	298	990	1288	171	265	5	73	301	79	1862	22.7	15.7	2.1			
Goodrich, Gail	81	2553	520	1050	.495	--	--	--	264	332	.795	75	102	177	388	186	0	82	205	22	1304	16.1	2.2	4.8			
James, Aaron	80	2118	428	861	.497	--	--	--	117	157	.745	163	258	421	112	254	5	36	130	22	973	12.2	5.3	1.4			
Kelley, Rich	82	2119	304	602	.505	--	--	--	225	289	.779	249	510	759	233	293	6	89	225	129	833	10.2	9.3	2.8			
McElroy, Jim	74	1760	287	607	.473	--	--	--	123	167	.737	44	104	148	292	110	0	58	141	34	697	9.4	2.0	3.9			
Meriweather, Joe	54	1277	194	411	.472	--	--	--	87	133	.654	135	237	372	58	188	8	18	94	118	475	8.8	6.9	1.1			
Williams, Nate	27	434	90	214	.421	--	--	--	31	37	.838	27	63	90	34	61	1	21	25	12	211	7.8	3.3	1.3			
Watts, Sick	39	775	109	286	.381	--	--	--	62	103	.602	39	59	98	161	96	0	55	76	17	280	7.2	2.5	4.1			
Griffin, Paul	82	1853	160	358	.447	--	--	--	112	157	.713	157	353	510	172	228	6	88	150	45	432	5.3	6.2	2.1			
Saunders, Fred	30	400	69	143	.483	--	--	--	12	19	.632	27	47	74	35	72	3	14	22	10	150	5.0	2.5	1.2			
Boyd, Fred	21	363	44	110	.400	--	--	--	14	22	.636	2	17	19	48	23	0	9	20	3	102	4.9	0.9	2.3			
Bailey, Gus	48	449	59	139	.424	--	--	--	37	67	.552	44	38	82	40	46	0	18	33	15	155	3.2	1.7	0.8			
NEW ORLEANS JAZZ	82	19780	3568	7717	.462	--	--	--	1690	2331	.725	1309	2907	4216	2079	1938	35	662	1694	514	8826	107.6					
OPPONENTS	82	19780	3659	7938	.461	--	--	--	1661	2213	.751	1273	2747	4020	2084	2062	28	851	1511	476	8979	109.5					

1977-78 GAME-BY-GAME BREAKDOWN

	W	L	VS. ATLANTIC	W	L	VS. CENTRAL	W	L	VS. MIDWEST	W	L	VS. PACIFIC	W	L
RECORD	39	43	Boston	2	2	Atlanta	2	2	Chicago	2	2	Golden State	4	0
Home	27	14	Buffalo	2	2	Cleveland	2	2	Denver	1	3	L.A. Lakers	1	2
Road	12	29	New Jersey	4	0	Houston	3	1	Detroit	1	3	Phoenix	1	3
October	4	1	New York	1	3	San Antonio	1	3	Indiana	2	2	Portland	3	1
November	7	9	Philadelphia	2	2	Washington	0	4	Kansas City	2	2	Seattle	2	2
December	3	10							Milwaukee	1	2			
January	11	4												
February	4	9												
March	7	9												
April	3	1												
			VS. ATLANTIC	11	9	VS. CENTRAL VS. EAST	8	12 19 21	VS. MIDWEST	9	14	VS. PACIFIC VS. WEST	11	8 20 22

1977-78 NEW ORLEANS JAZZ

1977-78 NEW ORLEANS JAZZ (39-43, .476) 5TH IN CENTRAL DIVISION

GM	DATE	OPPONENT	W/L	SCORE	HOME	ROAD	TOTAL	SITE	UTA HIGH SCORER	OPP. HIGH SCORER	ATTEND.
1	10/20/77	CLEVELAND	L	104-107	0-1		0-1	New Orleans	Maravich - 29	C. Russell - 23	11,207
2	10/21/77	@ New Jersey	W	111-103		1-0	1-1	Piscataway, NJ	Maravich - 41	Al Skinner - 28	4,960
3	10/22/77	@ Philadelphia	W*	104-103		2-0	2-1	Philadelphia	Maravich - 26	Erving - 21	16,007
4	10/26/77	NEW YORK	W	123-106			3-1	New Orleans	Maravich - 30	Shelton - 23	10,142
5	10/28/77	PHOENIX	W	114-107	2-1		4-1	New Orleans	Robinson - 37	Westphal - 21	10,342
6	11/1/77	CHICAGO	W	99-88	3-1		5-1	New Orleans	Robinson - 28	Holland - 29	10,689
7	11/2/77	@ Kansas City	L	102-104		2-1	5-2	Kansas City	Maravich - 33	R. Washington - 22	7,433
8	11/4/77	GOLDEN STATE	W	105-102		4-1	6-2	New Orleans	Robinson - 31	P. Smith - 21	15,517
9	11/6/77	WASHINGTON	L	97-108	4-2		6-3	New Orleans	Maravich - 26	Dandridge/Hayes - 21	26,474
10	11/9/77	@ Denver	L	112-115		2-2	6-4	Denver	Robinson - 24	D. Thompson - 31	15,662
11	11/10/77	@ Phoenix	L	111-127		2-3	6-5	Phoenix	Maravich - 39	Adams - 35	10,297
12	11/11/77	@ L.A. Lakers	L	107-123		2-4	6-6	Los Angeles	Robinson - 21	Hudson - 24	11,538
13	11/13/77	@ Seattle	L	83-117		2-5	6-7	Seattle	Maravich - 32	three players - 20	9,637
14	11/15/77	@ New York	L	105-108		2-6	6-8	New York City	Kelley/Robinson - 20	McAdoo - 34	14,344
15	11/17/77	SEATTLE	W	127-116	5-2		7-8	New Orleans	Robinson - 33	Watts - 18	8,112
16	11/19/77	@ Houston	W	103-101		3-6	8-8	Houston	Maravich - 39	Tomjanovich - 28	10,597
17	11/22/77	INDIANA	W	123-108	6-2		9-8	New Orleans	Maravich - 38	Dantley - 29	10,816
18	11/24/77	DENVER	W	131-129	7-2		10-8	New Orleans	Maravich - 31	Issel/Thompson - 29	14,438
19	11/27/77	KANSAS CITY	W	115-106	8-2		11-8	New Orleans	Maravich - 41	Birdsong - 23	7,491
20	11/29/77	@ Chicago	L	87-95		3-7	11-9	Chicago	Robinson - 17	Gilmore - 23	13,286
21	11/30/77	PHILADELPHIA	L	114-117	8-3		11-10	New Orleans	Robinson - 32	Collins - 19	35,077
22	12/3/77	@ San Antonio	L	118-133		3-8	11-11	San Antonio	Maravich - 27	Gervin - 25	9,411
23	12/6/77	@ Buffalo	L	90-113		3-9	11-12	Buffalo	Maravich - 26	B. Knight - 32	3,436
24	12/7/77	@ Indiana	L	103-118		3-10	11-13	Indianapolis	Robinson - 24	Williamson - 26	10,770
25	12/9/77	@ Washington	L	97-101		3-11	11-14	Landover, MD	Robinson - 28	Henderson - 22	10,292
26	12/10/77	@ Detroit	L	86-104		3-12	11-15	Detroit	Maravich - 20	Money - 23	5,276
27	12/13/77	L.A. LAKERS	W	117-94	9-3		12-15	New Orleans	Maravich - 40	Abdul-Jabbar - 33	31,019
28	12/16/77	PHOENIX	L	113-126	9-4		12-16	New Orleans	Maravich - 34	W. Davis - 24	8,172
29	12/17/77	@ Kansas City	L	93-115		3-13	12-17	Omaha, NE	Maravich - 34	Birdsong - 20	6,280
30	12/18/77	DETROIT	L	108-117	9-5		12-18	New Orleans	Maravich - 25	Lanier - 37	7,043
31	12/22/77	NEW JERSEY	W	131-110	10-5		13-18	New Orleans	Maravich - 28	Nelson/Porter - 18	8,061
32	12/25/77	SAN ANTONIO	L	105-115	10-6		13-19	New Orleans	Maravich - 27	Gervin - 31	10,367
33	12/27/77	@ Cleveland	W	113-102		4-13	14-19	Richfield, OH	Maravich - 42	Erving - 29	19,548
34	12/30/77	@ New York	L	116-118		4-14	14-20	New York City	Maravich - 32	McAdoo - 33	18,484
35	1/3/78	INDIANA	L	103-104	10-7		14-21	New Orleans	Maravich - 38	Bantom - 24	7,118
36	1/5/78	@ Milwaukee	W	116-109		5-14	15-21	Milwaukee	Maravich - 38	Winters - 23	10,938
37	1/6/78	ATLANTA	W	96-94	11-7		16-21	New Orleans	Goodrich - 27	A. Hill - 17	10,164
38	1/8/78	@ Portland	L	100-122		5-15	16-22	Portland	Robinson - 19	Hollins - 27	12,666
39	1/10/78	@ Denver	L*	110-115		5-16	16-23	Denver	Maravich - 29	Issel - 28	16,649
40	1/11/78	@ Phoenix	L	99-142		5-17	16-24	Phoenix	Robinson - 24	W. Davis - 24	12,660
41	1/14/78	@ Golden State	W	118-111		6-17	17-24	Oakland	Maravich - 35	P. Smith - 20	13,237
42	1/17/78	HOUSTON	W	99-95	12-7		18-24	New Orleans	Maravich - 30	Murphy - 29	8,107
43	1/18/78	@ Atlanta	W	108-106		7-17	19-24	Charlotte	Maravich - 34	A. Hill - 21	2,832
44	1/20/78	PORTLAND	W	101-100	13-7		20-24	New Orleans	James - 26	Walton - 24	17,624
45	1/22/78	DETROIT	W	100-97	14-7		21-24	New Orleans	Maravich - 30	Money - 27	7,088
46	1/24/78	BOSTON	W	96-91	15-7		22-24	New Orleans	Maravich - 31	White - 21	27,131
47	1/27/78	KANSAS CITY	W	134-117	16-7		23-24	New Orleans	Maravich - 31	Allen - 27	9,116
48	1/29/78	@ Indiana	W	107-91		8-17	24-24	Indianapolis	Maravich - 35	Tatum - 21	12,574
49	1/31/78	BUFFALO	W	114-95	17-7		25-24	New Orleans	Robinson - 28	Smith - 33	9,485
50	2/1/78	CHICAGO	W	117-111	18-7		26-24	New Orleans	Robinson - 31	Gilmore - 25	10,214
51	2/7/78	@ Cleveland	L	99-122		8-18	26-25	Richfield, OH	Goodrich/Robinson - 21	Carr/Furrow - 22	7,209
52	2/8/78	@ Philadelphia	L	104-117		8-19	26-26	Philadelphia	Goodrich - 24	Erving - 23	11,613
53	2/11/78	@ Detroit	L	96-106		8-20	26-27	Detroit	McElroy - 27	Lanier - 41	6,092
54	2/12/78	HOUSTON	L	112-119	18-8		26-28	Biloxi, MS	Robinson - 32	Murphy - 35	7,105
55	2/14/78	@ Chicago	L	95-102		8-21	26-29	Chicago	Robinson - 22	Gilmore - 27	10,106
56	2/15/78	@ Milwaukee	L	99-112		8-22	26-30	Milwaukee	Goodrich - 32	M. Johnson - 26	8,607
57	2/17/78	ATLANTA	L	102-111	18-9		26-31	Baton Rouge	Goodrich - 37	Drew - 38	5,104
58	2/19/78	@ Washington	L	111-130		8-23	26-32	Landover, MD	Goodrich - 32	Hayes - 31	16,505
59	2/22/78	GOLDEN STATE	W	116-91	19-9		27-32	New Orleans	Kelley - 27	Parish - 27	8,152
60	2/24/78	CLEVELAND	W	101-98	20-9		28-32	New Orleans	Goodrich - 30	Chones - 16	11,260
61	2/26/78	MILWAUKEE	L*	120-122	20-10		28-33	New Orleans	Goodrich - 31	Winters - 37	9,327
62	2/28/78	BUFFALO	W	125-108	21-10		29-33	New Orleans	McElroy - 26	Smith - 27	6,247
63	3/1/78	BOSTON	W	101-100	22-10		30-33	New Orleans	Robinson - 33	Covens - 26	10,073
64	3/3/78	@ Boston	L	113-116		8-24	30-34	Boston	Robinson - 38	King - 27	12,333
65	3/4/78	SEATTLE	W	113-104	23-10		31-34	New Orleans	Watts - 24	D. Johnson - 23	16,232
66	3/5/78	@ San Antonio	L	97-98		8-25	31-35	San Antonio	Robinson - 39	Kenon - 28	9,081
67	3/7/78	PORTLAND	W	84-82	24-10		32-35	New Orleans	Robinson - 27	M. Lucas - 21	28,842
68	3/8/78	@ Buffalo	L	108-120		8-26	32-36	Buffalo	Goodrich - 24	Nater - 28	4,646
69	3/10/78	@ New Jersey	W	105-99		9-26	33-36	Piscataway, NJ	Robinson - 31	B. King - 23	4,823
70	3/14/78	@ Portland	W	109-103		10-26	34-36	Portland	James - 26	Owens - 22	12,666
71	3/16/78	@ Seattle	L	98-123		10-27	34-37	Seattle	James - 21	G. Williams - 19	14,098
72	3/18/78	@ Golden State	W	96-88		11-27	35-37	Oakland	James - 27	P. Smith - 26	12,917
73	3/21/78	NEW JERSEY	W	117-114	25-10		36-37	New Orleans	Kelley - 33	Williamson - 32	15,805
74	3/22/78	WASHINGTON	L	109-124	25-11		36-38	New Orleans	Watts - 26	Grewey - 30	13,143
75	3/24/78	@ Atlanta	L*	94-96		11-28	36-39	Atlanta	Goodrich - 34	E. Johnson - 29	12,577
76	3/26/78	DENVER	L	100-109	25-12		36-40	New Orleans	Robinson - 26	D. Thompson - 42	19,455
77	3/29/78	L.A. LAKERS	L	103-108	25-13		36-41	New Orleans	Robinson - 27	Abdul-Jabbar - 34	12,809
78	3/31/78	NEW YORK	L	116-117	25-14		36-42	New Orleans	Goodrich - 38	McMillian/Shelton - 24	12,433
79	4/1/78	BOSTON	L	108-119		11-29	36-43	Boston	Robinson - 33	Kevin Stacom - 22	10,254
80	4/4/78	PHILADELPHIA	W	120-119	26-14		37-43	New Orleans	Goodrich/Robinson - 24	Erving - 30	12,016
81	4/7/78	@ Houston	W	117-114		12-29	38-43	Houston	Robinson - 29	Murphy - 42	8,483
82	4/9/78	SAN ANTONIO	W	153-132	27-14		39-43	New Orleans	James - 30	Gervin - 68	8,336

* Denotes number of overtime periods

BOLD indicates home sellout

HISTORY

1978-79 NEW ORLEANS JAZZ

RECORD: Record: 26-56 (.317), 6th in Central Division

HEAD COACH: Elgin Baylor

HONORS:
• Pete Maravich, NBA All-Star

PLAYOFFS:

Did not qualify

DRAFT ADDITIONS:

- 1ST ROUND 11TH PICK
James Hardy (F), San Francisco
- 2ND ROUND 35TH PICK
Tommy Green (G), Southern
- 5TH ROUND 96TH PICK
Don "Duck" Williams (G), Notre Dame
- 8TH ROUND 158TH PICK
Carl Kilpatrick (C), NE Louisiana



1978-79 NOTES:

- Gail Goodrich sets a then-franchise single-game assist record with 19 at Milwaukee on 11/4/78.
- Pete Maravich sits out the final 21 games of season to rehabilitate ailing right knee.
- Rich Kelley grabs 24 rebounds vs. Detroit on 4/5 to top 1,000 for the season.
- The Jazz shot a franchise record .675 (56-83) in a 139-117 win over Cleveland on 3/24/79.
- Head coach Elgin Baylor is relieved of his duties following the season.
- On 4/10, co-owners Sam Battistone and Larry Hatfield announce plans to relocate the team to Salt Lake City for the 1979-80 season.

1978-79 NEW ORLEANS JAZZ FINAL STATISTICS

PLAYER	FIELD GOALS					3-PT. FGS.			FREE THROWS			REBOUNDS			AST			PF			DQ			SIL			TO			BLK			PTS			PPG			RPG			APG		
	G	MIN	FGM	FGA	PCT	3FGM	3FGA	3PCT	FTM	FTA	FTCT	OFF	DEF	TOT	AST	PF	DQ	SIL	TO	BLK	PTS	PPG	RPG	APG																				
Robinson, Len	43	1781	397	819	.485	---	---	---	245	339	.723	139	438	577	74	130	1	29	143	63	1039	24.2	13.4	1.7																				
Haywood, Spencer	34	1338	346	696	.497	---	---	---	124	146	.849	106	221	327	71	128	6	30	113	53	816	24.0	9.6	2.1																				
Maravich, Pete	59	1824	436	1035	.421	---	---	---	233	277	.841	33	88	121	243	104	2	60	200	18	1105	18.7	2.1	4.1																				
McKoy, Jim	79	2698	539	1097	.491	---	---	---	259	340	.762	61	154	215	453	183	1	148	237	49	1337	16.9	2.7	5.7																				
Kelley, Rich	80	2705	440	870	.506	---	---	---	373	458	.814	303	723	1026	285	309	8	126	288	166	1253	15.7	12.8	3.6																				
Goodrich, Gail	74	2130	382	850	.449	---	---	---	174	204	.853	68	115	183	357	177	1	90	185	13	938	12.7	2.5	4.8																				
James, Aaron	73	1417	311	630	.494	---	---	---	105	140	.750	97	151	248	78	202	1	28	111	21	727	10.0	3.4	1.1																				
Lee, Ron	17	398	45	124	.363	---	---	---	24	37	.649	21	34	55	73	44	1	38	49	2	114	6.7	3.2	4.3																				
Hardy, James	68	1456	196	426	.460	---	---	---	61	88	.693	121	189	310	65	133	1	52	93	61	453	6.7	4.6	1.0																				
Menweather, Joe	36	640	84	187	.449	---	---	---	51	78	.654	62	122	184	31	105	2	17	45	41	219	6.1	5.1	0.9																				
Byrnes, Marty	36	530	78	166	.470	---	---	---	33	54	.611	41	53	94	43	42	0	12	40	8	189	5.3	2.6	1.2																				
Terrell, Ira	31	572	63	144	.438	---	---	---	27	38	.711	34	75	109	26	73	0	15	36	22	153	4.9	3.5	0.8																				
Griffin, Paul	77	1398	106	223	.475	---	---	---	91	147	.619	126	265	391	138	198	3	54	117	36	303	3.9	5.1	1.8																				
Green, Tommy	59	809	92	237	.388	---	---	---	48	63	.762	20	48	68	140	111	0	61	89	6	232	3.9	1.2	2.4																				
Bailey, Gus	2	9	2	7	.286	---	---	---	0	0	---	2	0	2	2	1	0	0	1	0	4	2.0	1.0	1.0																				
NEW ORLEANS JAZZ	82	19705	3517	7511	.468	---	---	---	1848	2409	.767	1234	2676	3910	2079	1940	27	760	1764	559	8882	108.3																						
OPPONENTS	82	19705	3864	8039	.481	---	---	---	1666	2246	.742	1486	2664	4150	2264	2061	28	955	1600	566	9394	114.6																						

1978-79 GAME-BY-GAME BREAKDOWN

	W	L	VS. ATLANTIC	W	L	VS. CENTRAL	W	L	VS. MIDWEST	W	L	VS. PACIFIC	W	L
RECORD	26	56	Boston	2	2	Atlanta	2	2	Chicago	2	2	Golden State	1	3
Home	22	19	New Jersey	1	3	Cleveland	2	2	Denver	1	3	L.A. Lakers	2	2
Road	4	37	New York	2	2	Detroit	2	2	Indiana	1	2	Phoenix	1	3
October	4	5	Philadelphia	2	2	Houston	0	4	Kansas City	1	3	Portland	1	3
November	6	9	Washington	0	4	San Antonio	2	2	Milwaukee	1	3	San Diego	0	4
December	2	11										Seattle	0	3
January	5	10												
February	4	9												
March	4	10												
April	1	2												
			VS. ATLANTIC	7	13	VS. CENTRAL	8	12	VS. MIDWEST	6	13	VS. PACIFIC	5	18
						VS. EAST	15	25				VS. WEST	11	31

1978-79 NEW ORLEANS JAZZ

1978-79 NEW ORLEANS JAZZ (26-56, .317) 6TH IN CENTRAL DIVISION

GM	DATE	OPPONENT	W/L	SCORE	HOME	ROAD	TOTAL	SITE	UTA HIGH SCORER	OPP. HIGH SCORER	ATTEND.
1	10/13/78	@ Washington	L	101-117		0-1	0-1	Landover, MD	Kelley - 22	three players - 18	13,317
2	10/15/78	MILWAUKEE	L	112-123	0-1		0-2	New Orleans	Robinson - 24	M. Johnson - 31	7,264
3	10/17/78	DETROIT	W	114-109	1-1		1-2	New Orleans	Maravich - 36	J. Long - 25	5,118
4	10/19/78	BOSTON	W	120-115	2-1		2-2	New Orleans	Robinson - 37	Covens - 24	7,394
5	10/21/78	@ Philadelphia	L	111-130		0-2	2-3	Philadelphia	Maravich - 21	Joe Bryant - 23	10,101
6	10/24/78	@ Cleveland	L	104-122		0-3	2-4	Richfield, OH	Maravich - 24	Russell - 28	7,744
7	10/25/78	@ Kansas City	L	109-114		0-4	2-5	Kansas City	Robinson - 37	Wedman - 22	6,525
8	10/26/78	NEW YORK	W	123-111	3-1		3-5	New Orleans	Robinson - 32	Haywood - 46	33,192
9	10/31/78	CHICAGO	W	97-92	4-1		4-5	New Orleans	Robinson - 28	Gilmore - 25	6,254
10	11/2/78	PHOENIX	L	99-106	4-2		4-6	New Orleans	Robinson - 28	Westphal - 27	6,943
11	11/4/78	@ Milwaukee	W	116-108		1-4	5-6	Milwaukee	Robinson - 30	Winters - 33	10,938
12	11/7/78	SAN DIEGO	L	115-121	4-3		5-7	New Orleans	Robinson - 32	Free - 29	6,411
13	11/10/78	SAN ANTONIO	W	113-102	5-3		6-7	New Orleans	Maravich - 41	Gervin - 34	9,239
14	11/12/78	@ Phoenix	L	122-128		1-5	6-8	Phoenix	Robinson - 34	A. Adams - 33	9,158
15	11/14/78	@ Portland	L	103-123		1-6	6-9	Portland	McElroy - 23	M. Lucas - 22	12,178
16	11/15/78	@ Seattle	L	118-135		1-7	6-10	Seattle	James - 21	G. Williams - 19	12,178
17	11/17/78	@ L.A. Lakers	L	109-121		1-8	6-11	Los Angeles	Kelley - 27	Abdul-Jabbar - 32	11,528
18	11/18/78	@ San Diego	L	111-114		1-9	6-12	San Diego	Maravich - 25	R. Smith - 36	8,151
19	11/21/78	NEW JERSEY	W	140-118	6-3		7-12	New Orleans	Robinson - 51	Moore - 26	6,177
20	11/23/78	GOLDEN STATE	W	106-98	7-3		8-12	New Orleans	Maravich - 33	J. Lucas - 38	10,765
21	11/24/78	@ New Jersey	L	100-103		1-10	9-12	Piscataway, NJ	McElroy - 32	M. Jones - 30	5,689
22	11/25/78	@ New York	L	96-103		1-11	8-14	New York City	Robinson - 34	Haywood - 35	18,061
23	11/28/78	PHILADELPHIA	W	107-103	8-3		9-14	New Orleans	Maravich - 32	Collins - 25	25,139
24	11/30/78	DENVER	W	111-105	9-3		10-14	New Orleans	Maravich - 28	Scott/Thompson - 22	8,322
25	12/1/78	WASHINGTON	L	115-117	9-4		10-15	New Orleans	Maravich - 37	Dandridge - 27	10,248
26	12/2/78	@ Atlanta	L	94-128		1-12	10-16	Atlanta	Robinson - 28	Hill/McMillen - 19	10,463
27	12/5/78	L.A. LAKERS	W	102-114	9-5		10-17	New Orleans	Robinson - 33	Wilkes - 26	8,259
28	12/8/78	HOUSTON	L	106-110	9-6		10-18	New Orleans	Robinson - 26	M. Malone - 23	7,852
29	12/12/78	INDIANA	W	109-103	10-6		11-18	New Orleans	Maravich - 32	Sobers - 32	7,259
30	12/13/78	@ Boston	L	96-102		1-13	11-19	Boston	Maravich - 25	C. Maxwell - 31	8,548
31	12/16/78	@ Kansas City	L	100-128		1-14	11-20	Kansas City	Merweather - 24	McKinney - 24	8,695
32	12/17/78	GOLDEN STATE	L	96-104	10-7		11-21	New Orleans	Robinson - 26	S. Parker - 19	8,692
33	12/20/78	@ Denver	L	112-121		1-15	11-22	Denver	Maravich - 25	McGinnis - 39	16,385
34	12/23/78	@ Indiana	L	103-127		1-16	11-23	Indianapolis	Merweather - 24	J. Edwards - 23	8,009
35	12/26/78	@ L.A. Lakers	W	125-123		2-16	12-23	Los Angeles	Robinson - 31	Abdul-Jabbar - 35	12,212
36	12/27/78	@ Seattle	L	103-122		2-17	12-24	Seattle	Robinson - 23	F. Brown - 27	17,116
37	12/29/78	@ Golden State	L	106-118		2-18	12-25	Oakland	Robinson - 38	P. Smith - 27	10,427
38	1/2/79	L.A. LAKERS	W	109-105	11-7		13-25	New Orleans	Maravich - 27	Jabbar/Wilkes - 23	31,127
39	1/3/79	@ San Antonio	L	97-123		2-19	13-26	San Antonio	Robinson - 29	Kenon - 35	11,474
40	1/4/79	NEW JERSEY	L	112-125	11-8		13-27	New Orleans	Maravich - 31	B. King - 29	5,173
41	1/6/79	CLEVELAND	L	94-105	11-9		13-28	New Orleans	Maravich - 20	Michelle - 32	6,117
42	1/9/79	SAN DIEGO	L	107-114	11-10		13-29	New Orleans	Kelley - 29	Free - 34	6,342
43	1/10/79	@ Philadelphia	L	112-123		2-20	13-30	Philadelphia	Robinson - 29	Erving - 28	10,575
44	1/12/79	PHILADELPHIA	W	100-89	12-10		14-30	New Orleans	Kelley - 24	D. Dawkins - 23	10,732
45	1/13/79	@ Houston	L	106-117		2-21	14-31	Houston	Haywood - 23	Tomjanovich - 26	12,153
46	1/16/79	DENVER	L	100-104	12-11		14-32	New Orleans	Maravich - 29	D. Thompson - 24	6,817
47	1/17/79	@ Washington	L	102-112		2-22	14-33	Landover, MD	Maravich - 25	Hayes - 33	10,412
48	1/19/79	PORTLAND	W	107-101	13-11		15-33	New Orleans	Maravich - 33	Brewer - 26	8,585
49	1/20/79	@ Atlanta	L	94-118		2-23	15-34	Atlanta	Haywood - 27	Drew - 36	11,321
50	1/21/79	ATLANTA	W	108-87	14-11		16-34	New Orleans	Haywood/Maravich - 25	Drew - 22	4,468
51	1/23/79	KANSAS CITY	W	118-116	15-11		17-34	New Orleans	McElroy - 40	Birdsong - 28	12,123
52	1/26/79	@ New Jersey	L	104-110		2-24	17-35	Princeton, NJ	Maravich - 25	Williamson - 25	6,133
53	2/2/79	@ Chicago	L	110-116		2-25	17-36	Chicago	Haywood - 28	Gilmore - 26	7,216
54	2/7/79	NEW YORK	W*	125-123	16-11		18-36	New Orleans	Haywood - 26	McAdoo - 37	7,667
55	2/9/79	HOUSTON	L	99-106	16-12		18-37	New Orleans	Haywood - 27	M. Malone - 33	7,268
56	2/10/79	@ Detroit	W	107-105		3-25	19-37	Portia, MI	Haywood - 26	M.L. Carr - 24	10,695
57	2/13/79	@ Portland	L	101-120		3-26	19-38	Portland	McElroy - 27	Hollins - 28	12,666
58	2/14/79	@ Golden State	L	101-113		3-27	19-39	Oakland	McElroy - 21	P. Smith - 34	7,824
59	2/15/79	@ San Diego	L	112-122		3-28	19-40	San Diego	Haywood - 28	Free - 30	5,827
60	2/17/79	@ Phoenix	L	112-136		3-29	19-41	Phoenix	James - 24	Adams - 22	12,660
61	2/18/79	@ Denver	L	112-115		3-30	19-42	Denver	Maravich - 29	D. Thompson - 31	15,023
62	2/21/79	SEATTLE	L	94-96	16-13		19-43	New Orleans	McElroy - 37	G. Williams - 20	6,327
63	2/23/79	CHICAGO	W	111-102	17-13		20-43	New Orleans	Haywood - 25	Gilmore - 23	6,130
64	2/24/79	@ Cleveland	W	105-96		4-30	21-43	Richfield, OH	Haywood - 31	Russell - 19	13,088
65	2/28/79	@ Boston	L	112-122		4-31	21-44	Boston	Haywood - 31	McAdoo - 25	8,069
66	3/3/79	@ Detroit	L	101-110		4-32	21-45	Pontiac, MI	Haywood - 30	M.L. Carr - 24	8,711
67	3/7/79	PORTLAND	L	102-103	17-14		21-46	New Orleans	Goodrich - 22	Brewer - 21	4,998
68	3/10/79	@ Houston	L	109-124		4-33	21-47	Houston	McElroy - 29	M. Malone - 26	12,127
69	3/13/79	@ New York	L	91-104		4-34	21-48	New York City	McElroy - 29	T. Knight - 21	10,388
70	3/14/79	@ Milwaukee	L	102-158		4-35	21-49	Milwaukee	James - 20	Bridgeman - 25	10,938
71	3/15/79	SAN ANTONIO	W	124-122	18-14		22-49	New Orleans	Haywood - 30	J. Sias - 30	5,302
72	3/16/79	KANSAS CITY	L	112-120	18-15		22-50	New Orleans	Haywood - 33	Lacy - 22	7,102
73	3/18/79	PHOENIX	W	121-117	19-15		23-50	New Orleans	McElroy - 33	Davis/Westphal - 29	5,108
74	3/20/79	WASHINGTON	L	107-126	19-16		23-51	New Orleans	Kelley - 22	Hayes - 32	6,620
75	3/23/79	@ Chicago	L	99-116		4-36	23-52	Chicago	Haywood - 22	Gilmore - 25	9,427
76	3/24/79	CLEVELAND	W	139-117	20-16		24-52	New Orleans	Goodrich - 24	A. Carr - 21	7,518
77	3/27/79	INDIANA	L	101-104	20-17		24-53	New Orleans	Kelley - 30	J. Edwards - 21	4,019
78	3/28/79	@ San Antonio	L	94-122		4-37	24-54	San Antonio	James - 25	Kenon - 24	9,537
79	3/31/79	ATLANTA	W	109-107	21-17		25-54	New Orleans	Kelley - 28	Hawes - 27	10,457
80	4/3/79	BOSTON	W	141-125	22-17		26-54	New Orleans	Goodrich/Haywood - 26	Roby - 27	3,480
81	4/5/79	DETROIT	L	104-120	22-18		26-55	New Orleans	Kelley - 29	J. Long - 24	3,211
82	4/6/79	MILWAUKEE	L	131-140	22-19		26-56	New Orleans	Haywood - 31	M. Johnson - 33	4,006

* Denotes number of overtime periods

BOLD indicates home sellout

HISTORY

1979-80 UTAH JAZZ

RECORD: 24-58 (.293), 5th in Midwest Division

HEAD COACH: Tom Nissalke

HONORS:

- Adrian Dantley, NBA All-Star
- Adrian Dantley, Player of the Week (12/2)

PLAYOFFS:

Did not qualify

DRAFT ADDITIONS:

- 4TH ROUND 67TH PICK
Greg Deane (G), Utah
- 10TH ROUND 185TH PICK
Paul Dawkins (F), Northern Illinois



1979-80 NOTES:

- Frank Layden is hired as general manager on 5/9/79.
- On 6/8/79 the NBA Board of Governors approves the franchise's move from New Orleans to Utah.
- Tom Nissalke is hired as the franchise's fourth head coach - the first in Utah on 6/18/79.
- The Jazz acquires Adrian Dantley in a trade with the L.A. Lakers on 9/13/79.
- The Jazz loses its first-ever home game in Utah, 107-131 to Milwaukee on 10/15/79.
- Dantley scores 23 points to lead the West in the All-Star Game.
- The Jazz has its first sellout crowd at Salt Palace (12,015) on 3/27/80.

1979-80 UTAH JAZZ FINAL STATISTICS

PLAYER	FIELD GOALS					3-PT. FGS.		FREE THROWS			REBOUNDS			AVERAGES												
	G	MIN	FGM	FGA	PCT	3FGM	3FGA	3PCT	FTM	FTA	PCT	OFF	DEF	TOT	AST	PF	DO	STL	TO	BLK	PTS	PPG	RPG	APG		
Dantley, Adrian	68	2674	730	1267	.576	0	2	.000	443	526	.842	183	333	516	191	211	2	96	233	14	1903	28.0	7.6	2.8		
Maravich, Pete	17	522	121	294	.412	7	11	.636	41	50	.820	7	33	40	54	30	0	15	45	4	290	17.1	2.4	3.2		
Furlow, Terry	55	1718	364	765	.476	23	73	.315	127	145	.876	47	105	152	221	79	0	54	129	14	878	16.0	2.8	4.0		
Boone, Ron	75	2286	391	875	.447	19	50	.380	169	189	.894	50	166	216	302	219	3	92	184	3	970	12.9	2.9	4.0		
Bristow, Allan	82	2304	377	785	.480	2	7	.286	197	243	.811	170	342	512	341	211	2	88	179	6	953	11.6	6.2	4.2		
Boswell, Tom	61	1555	274	478	.573	4	8	.500	148	203	.729	106	222	328	115	214	8	24	142	29	700	11.5	5.4	1.9		
King, Bernard	19	419	71	137	.518	0	0	---	34	63	.540	24	64	88	52	66	3	7	50	4	176	9.3	4.6	2.7		
Poquette, Ben	82	2349	296	566	.523	0	2	.000	139	167	.832	124	436	560	131	283	8	45	103	162	731	8.9	6.8	1.6		
Williams, Don	77	1794	232	519	.447	0	12	.000	42	60	.700	21	85	106	183	166	0	100	107	11	506	6.6	1.4	2.4		
Calvin, Mack	48	772	100	227	.441	1	11	.091	105	117	.897	13	71	84	134	72	0	27	57	0	306	6.4	1.8	2.8		
Davis, Brad	13	225	33	56	.589	0	1	.000	10	12	.833	4	11	15	45	21	0	10	11	1	76	5.8	1.2	3.5		
Dawkins, Paul	57	776	141	300	.470	1	5	.200	33	48	.688	42	83	125	77	112	0	33	76	9	316	5.5	2.2	1.4		
Hardy, James	76	1600	184	363	.507	1	2	.500	51	66	.773	124	275	399	104	207	4	47	105	87	420	5.5	5.3	1.4		
Gianelli, John	17	285	23	66	.348	0	0	---	9	16	.563	14	48	62	17	26	0	6	22	7	55	3.2	3.6	1.0		
Smith, Robert	6	73	5	15	.333	0	0	---	5	5	1.000	3	0	3	7	3	0	4	1	0	15	2.5	0.5	1.2		
Whitehead, Jerome	32	328	31	69	.449	0	0	---	5	17	.294	27	70	97	18	65	3	7	28	11	67	2.1	3.0	0.6		
Wakefield, Andre	8	47	6	15	.400	0	0	---	3	3	1.000	0	4	4	3	13	0	1	8	0	15	1.9	0.5	0.4		
Kilpatrick, Carl	2	6	1	2	.500	0	0	---	1	2	.500	1	3	4	0	1	0	0	0	0	3	1.5	2.0	0.0		
Deane, Greg	7	48	2	11	.182	1	1	1.000	5	7	.714	2	4	6	6	3	0	0	3	0	10	1.4	0.9	0.9		
Brown, John	4	24	0	7	.000	0	0	---	4	4	1.000	5	4	9	4	4	0	0	5	0	4	1.0	2.3	1.0		
UTAH JAZZ	82	19805	3382	6817	.496	59	185	.319	1571	1943	.809	967	2359	3326	2005	2006	33	656	1543	362	8394	102.4				
OPPONENTS	82	19805	3559	7182	.496	67	211	.318	1702	2205	.772	1159	2288	3447	1997	1782	15	710	1274	398	8877	108.4				

1979-80 GAME-BY-GAME BREAKDOWN

	W	L	VS. ATLANTIC	W	L	VS. CENTRAL	W	L	VS. MIDWEST	W	L	VS. PACIFIC	W	L
RECORD	24	58	Boston	0	2	Atlanta	0	2	Chicago	4	2	Golden State	3	3
Home	17	24	New Jersey	1	1	Cleveland	1	1	Denver	3	3	L.A. Lakers	0	6
Road	7	34	New York	1	1	Detroit	1	1	Kansas City	0	6	Phoenix	0	6
October	2	7	Philadelphia	1	1	Houston	0	2	Milwaukee	2	4	Portland	3	3
November	1	12	Washington	0	2	Indiana	1	1				San Diego	1	5
December	9	8				San Antonio	1	1				Seattle	1	5
January	6	10												
February	3	10												
March	3	11												
			VS. ATLANTIC	3	7	VS. CENTRAL	4	8	VS. MIDWEST	9	15	VS. PACIFIC	8	28
						VS. EAST	7	15				VS. WEST	17	43

1979-80 UTAH JAZZ

1979-80 UTAH JAZZ (24-58, .293) 5TH IN MIDWEST DIVISION

GM	DATE	OPPONENT	W/L	SCORE	HOME	ROAD	TOTAL	SITE	UTA HIGH SCORER	OPP. HIGH SCORER	ATTEND.
1	10/12/79	@ Portland	L	85-101		0-1	0-1	Portland	Dantley - 26	Owens - 29	12,666
2	10/15/79	MILWAUKEE	L	107-131	0-1		0-2	Salt Lake City	Maravich - 29	Bridgeman - 28	7,721
3	10/18/79	PORTLAND	L	92-107	0-2		0-3	Salt Lake City	Dawkins - 30	Brewer/Owens - 21	5,486
4	10/20/79	@ Golden State	L	96-101		0-2	0-4	Oakland	Dantley - 31	Parish - 20	7,465
5	10/22/79	SAN DIEGO	W	110-109	1-2		1-4	Salt Lake City	Maravich - 28	Free - 33	6,122
6	10/23/79	@ L.A. Lakers	L	87-102		0-3	1-5	Los Angeles	Dantley - 27	Cooper/Jabbar - 17	8,567
7	10/25/79	CHICAGO	W	113-105	2-2		2-5	Salt Lake City	Dantley - 35	Sobers - 33	5,627
8	10/27/79	@ Denver	L	96-116		0-4	2-6	Denver	Dantley - 25	D. Thompson - 25	11,323
9	10/31/79	@ Kansas City	L	108-125		0-5	2-7	Kansas City	Dantley - 32	Birdsong - 31	5,912
10	11/1/79	NEW YORK	L	118-134	2-3		2-8	Salt Lake City	Boone/Dantley - 22	T. Knight - 31	8,326
11	11/3/79	@ San Diego	L	109-126		0-6	2-9	Dantley - 21	Free - 28		6,428
12	11/6/79	PHOENIX	L	107-120	2-4		2-10	Salt Lake City	Dantley/Maravich - 29	Westphal - 31	6,197
13	11/8/79	DENVER	L	92-96	2-5		2-11	Maravich - 21	Issel - 23		6,967
14	11/10/79	SEATTLE	L	87-88	2-6		2-12	Salt Lake City	Dantley - 29	D. Johnson - 18	10,125
15	11/12/79	INDIANA	L*	105-113	2-7		2-13	Salt Lake City	Dantley - 39	J. Davis - 29	8,366
16	11/14/79	@ Atlanta	L	97-108		0-7	2-14	Atlanta	Dantley - 28	Roundfield - 30	7,554
17	11/16/79	@ Boston	L	97-113		0-8	2-15	Boston	Dantley - 32	C. Maxwell - 27	15,320
18	11/17/79	@ Washington	L	103-111		0-9	2-16	Landover, MD	Dantley - 42	Hayes - 24	11,107
19	11/20/79	@ Cleveland	L	107-119		0-10	2-17	Richfield, OH	Bristow - 31	Russell - 33	6,921
20	11/21/79	@ Detroit	L	93-98		0-11	2-18	Pontiac, MI	Dantley - 34	McAdoo - 22	6,083
21	11/27/79	LA. LAKERS	L	118-122	2-8		2-19	Salt Lake City	Dantley - 50	Wilkes - 29	11,673
22	11/30/79	@ Golden State	W	112-104		1-11	3-19	Oakland	Dantley - 39	Short - 33	5,961
23	12/1/79	SEATTLE	W	97-95	3-8		4-19	Salt Lake City	Boone - 17	D. Johnson - 25	7,451
24	12/3/79	MILWAUKEE	L	89-96	3-9		4-20	Salt Lake City	Dantley - 28	Bridgeman - 19	9,186
25	12/5/79	@ Seattle	L	96-115		1-12	4-21	Seattle	Dantley - 19	G. Williams - 32	14,866
26	12/6/79	PORTLAND	W*	87-82	4-9		5-21	Salt Lake City	Dantley - 34	K. Washington - 16	6,826
27	12/8/79	@ Denver	W	119-103		2-12	6-21	Denver	Dantley - 37	Issel - 30	11,163
28	12/10/79	GOLDEN STATE	W	100-93	5-9		7-21	Salt Lake City	Dantley - 39	Cooper - 22	5,886
29	12/13/79	SAN ANTONIO	W	144-114	6-9		8-21	Salt Lake City	Dantley - 36	Gervin - 34	7,112
30	12/14/79	@ Kansas City	L	87-103		2-13	8-22	Kansas City	Dantley - 20	Wedman - 24	7,083
31	12/16/79	@ Milwaukee	L	79-104		2-14	8-23	Milwaukee	Dantley - 16	M. Johnson - 21	10,938
32	12/18/79	CLEVELAND	W	105-103	7-9		9-23	Salt Lake City	Dantley - 45	Robisch/Russell - 20	5,818
33	12/19/79	@ Phoenix	L	99-117		2-15	9-24	Phoenix	Williams - 20	Westphal - 20	10,501
34	12/21/79	SAN DIEGO	L	98-110	7-10		9-25	Salt Lake City	Dantley - 30	F. Williams - 28	5,141
35	12/23/79	@ San Diego	L*	118-124		2-16	9-26	Salt Lake City	Dantley - 34	Free - 41	6,548
36	12/25/79	DENVER	W	122-111	8-10		10-26	Salt Lake City	Furlow - 37	Issel - 37	7,775
37	12/27/79	LA. LAKERS	L	116-124	8-11		10-27	Salt Lake City	Dantley - 37	Abdul-Jabbar - 31	12,015
38	12/29/79	@ Indiana	W	116-114		3-16	11-27	Indianapolis	Dantley - 34	J. Edwards - 25	8,263
39	12/30/79	@ Milwaukee	W	95-88		4-16	12-27	Milwaukee	Dantley - 23	M. Johnson - 26	10,938
40	1/2/80	KANSAS CITY	L*	121-128	8-12		12-28	Salt Lake City	Dantley - 36	Wedman - 45	5,911
41	1/4/80	@ Portland	L	97-115		4-17	12-29	Portland	Furlow - 25	Owens - 28	12,666
42	1/5/80	WASHINGTON	L	107-108	8-13		12-30	Salt Lake City	Furlow - 37	L. Wright - 25	10,289
43	1/8/80	DETROIT	W	124-110	9-13		13-30	Salt Lake City	Dantley - 34	McAdoo - 34	6,951
44	1/11/80	@ Seattle	L	90-100		4-18	13-31	Seattle	Furlow - 20	G. Williams - 29	16,685
45	1/12/80	@ San Diego	L	102-119		4-19	13-32	San Diego	Boswell - 22	Free - 32	9,287
46	1/13/80	@ Phoenix	L	103-106		4-20	13-33	Phoenix	Boswell - 24	Westphal - 28	10,725
47	1/15/80	@ L.A. Lakers	L	99-112		4-21	13-34	Los Angeles	Furlow - 24	Abdul-Jabbar - 24	12,015
48	1/16/80	PHOENIX	L	108-115	9-14		13-35	Salt Lake City	Furlow - 24	Robinson - 27	6,588
49	1/18/80	@ Chicago	W	107-102		5-21	14-35	Chicago	Dantley - 33	Sobers - 27	7,678
50	1/19/80	GOLDEN STATE	W	116-99	10-14		15-35	Salt Lake City	Dantley - 30	Short - 22	8,636
51	1/22/80	MILWAUKEE	W*	127-122	11-14		16-35	Salt Lake City	Dantley - 36	M. Johnson - 31	6,562
52	1/24/80	KANSAS CITY	L	88-110	11-15		16-36	Salt Lake City	Furlow - 20	Wedman - 20	7,236
53	1/26/80	@ Kansas City	L	107-112		5-22	16-37	Kansas City	Boswell - 25	Birdsong - 25	9,056
54	1/28/80	PHILADELPHIA	W	107-101	12-15		17-37	Salt Lake City	Dantley - 30	Erving - 33	12,293
55	1/30/80	NEW JERSEY	W	102-100	13-15		18-37	Salt Lake City	Poquette - 27	C. Natt - 30	7,171
56	2/5/80	CHICAGO	W	116-106	14-15		19-37	Salt Lake City	Dantley - 47	Sobers - 24	6,450
57	2/7/80	ATLANTA	L	90-92	14-16		19-38	Salt Lake City	Dantley - 28	E. Johnson - 23	7,461
58	2/9/80	@ Houston	L	95-117		5-23	19-39	Houston	Boswell/Dantley - 12	Barry/Murphy - 24	9,512
59	2/10/80	@ San Antonio	L	128-148		5-24	19-40	San Antonio	Dantley - 32	Gervin - 35	9,512
60	2/13/80	@ Philadelphia	L	85-107		5-25	19-41	Philadelphia	Furlow - 22	B. Jones - 23	8,532
61	2/14/80	@ New Jersey	L	96-137		5-26	19-42	Piscataway, NJ	Furlow - 22	Newlin - 22	5,527
62	2/16/80	@ New York	W	121-102		6-26	20-42	New York City	Dantley - 38	R. Williams - 30	10,361
63	2/20/80	BOSTON	L	98-105	14-17		20-43	Salt Lake City	Dantley - 31	C. Maxwell - 33	12,327
64	2/22/80	HOUSTON	L	82-94	14-18		20-44	Salt Lake City	Dantley - 37	M. Malone - 24	8,733
65	2/23/80	SEATTLE	L	95-105	14-19		20-45	Salt Lake City	Dantley - 22	G. Williams - 33	11,640
66	2/26/80	@ Chicago	L	85-105		6-27	20-46	Chicago	Dantley - 23	Theus - 25	5,417
67	2/28/80	PHOENIX	L	101-111	14-20		20-47	Salt Lake City	Dantley - 37	Westphal - 30	6,903
68	2/29/80	@ Portland	W	91-87		7-27	21-47	Portland	Dantley - 23	C. Natt - 20	12,666
69	3/2/80	@ Seattle	L	91-103		7-28	21-48	Seattle	Dantley - 24	G. Williams - 28	24,422
70	3/4/80	GOLDEN STATE	L	105-111	14-21		21-49	Salt Lake City	Dantley - 39	Parish - 26	5,345
71	3/6/80	PORTLAND	W	117-110	15-21		22-49	Salt Lake City	Dantley - 30	Brewer - 26	5,553
72	3/7/80	@ Phoenix	L	94-110		7-29	22-50	Phoenix	Furlow - 19	Davis/Westphal - 24	12,245
73	3/8/80	SAN DIEGO	L	98-113	15-22		22-51	Salt Lake City	Dantley - 18	Free - 38	9,462
74	3/16/80	@ Golden State	L	103-115		7-30	22-52	Oakland	Boone/Dantley - 20	P. Smith - 20	6,788
75	3/18/80	@ Denver	L	94-96		7-31	22-53	Denver	Boone - 35	Issel - 32	15,730
76	3/19/80	CHICAGO	W	103-100	16-22		23-53	Salt Lake City	Boswell - 20	Gilmore - 23	6,228
77	3/21/80	KANSAS CITY	L	98-102	16-23		23-54	Salt Lake City	Poquette - 20	Birdsong - 21	7,514
78	3/23/80	@ L.A. Lakers	L	96-101		7-32	23-55	Los Angeles	Boone - 19	Wilkes - 22	14,839
79	3/25/80	DENVER	W	109-91	17-23		24-55	Salt Lake City	Hardy - 22	Wilkinson - 17	5,357
80	3/27/80	LA. LAKERS	L	95-97	17-24		24-56	Salt Lake City	Dawkins - 15	Theus - 21	12,019
81	3/29/80	@ Chicago	L	106-111		7-33	24-57	Chicago	Calvin - 17	Sobers - 21	8,503
82	3/30/80	@ Milwaukee	L	91-107		7-34	24-58	Milwaukee	Poquette - 16	Bridgeman - 20	10,938

* Denotes number of overtime periods

BOLD indicates home sellout

HISTORY

1980-81 UTAH JAZZ

RECORD: 28-54 (.341), 5th in Midwest Division

HEAD COACH: Tom Nissalke

HONORS:

- Adrian Dantley, All-NBA Second Team
- Darrell Griffith, Rookie of the Year
- Darrell Griffith, All-Rookie First Team
- Adrian Dantley, NBA All-Star
- Adrian Dantley, Player of the Week (10/19)

PLAYOFFS:

Did not qualify

DRAFT ADDITIONS:

- 1ST ROUND 2ND PICK
Darrell Griffith (G), Louisville
- 1ST ROUND 19TH PICK
John Duren (G), Georgetown



1980-81 NOTES:

- Jazz guard Terry Furlow is killed in an offseason automobile accident outside his Cleveland home on 5/23/80.
- The Jazz wins a draw with Golden State but loses a coin flip to Boston for the first pick in the 1980 NBA Draft.
- On 10/31/80, Ron Boone plays in his 1,000th consecutive professional game (ABA/NBA combined).
- Adrian Dantley wins the NBA scoring title with a 30.7 ppg average.

1980-81 UTAH JAZZ FINAL STATISTICS

PLAYER	FIELD GOALS					3-PT. FGS.			FREE THROWS			REBOUNDS			AVERAGES									
	G	MIN	FGM	FGA	PCT	3FGM	3FGA	3PCT	FTM	FTA	PCT	OFF	DEF	TOT	AST	PF	DO	STL	TO	BLK	PTS	PPG	RPG	APG
Dantley, Adrian	80	3417	909	1627	.559	2	7	.286	632	784	.806	192	317	509	322	245	1	109	282	18	2452	30.7	6.4	4.0
Griffith, Darrell	81	2867	716	1544	.464	10	52	.192	229	320	.716	79	209	288	194	219	0	106	231	40	1671	20.6	3.6	2.4
Poquette, Ben	82	2808	324	614	.528	3	6	.500	126	162	.778	160	469	629	161	342	18	67	122	174	777	9.5	7.7	2.0
Green, Rickey	47	1307	176	366	.481	0	1	.000	70	97	.722	30	86	116	235	123	2	75	83	1	422	9.0	2.5	5.0
Bristow, Allan	82	2001	271	611	.444	5	18	.278	166	198	.838	103	327	430	383	190	1	63	171	3	713	8.7	5.2	4.7
McKinney, Billy	35	1032	124	233	.532	1	2	.500	44	48	.917	12	62	74	157	107	3	38	70	4	293	8.4	2.1	4.5
Boone, Ron	52	1146	160	371	.431	11	39	.282	75	94	.798	17	67	84	161	126	0	33	111	8	406	7.8	1.6	3.1
Cooper, Wayne	71	1420	213	471	.452	1	3	.333	62	90	.689	166	274	440	52	219	8	18	77	51	489	6.9	6.2	0.7
Nicks, Carl	40	616	107	210	.510	0	3	.000	36	67	.537	24	37	61	69	89	0	32	53	1	250	6.3	1.5	1.7
Hardy, James	23	509	52	111	.468	0	0	---	11	20	.550	39	94	133	36	58	2	21	23	20	115	5.0	5.8	1.6
Wilkins, Jeff	56	1058	117	260	.450	0	0	---	27	40	.675	62	212	274	40	169	3	32	59	46	261	4.7	4.9	0.7
Judkins, Jeff	62	666	92	216	.426	9	28	.321	45	51	.882	29	64	93	59	84	0	16	30	2	238	3.8	1.5	1.0
Bennett, Mel	28	313	26	60	.433	0	2	.000	53	81	.654	33	60	93	15	56	0	3	31	11	105	3.8	3.3	0.5
Vroman, Brett	11	93	10	27	.370	0	1	.000	14	19	.737	7	18	25	9	26	1	5	9	5	34	3.1	2.3	0.8
Duren, John	40	458	33	101	.327	0	1	.000	5	9	.556	8	27	35	54	54	0	18	37	2	71	1.8	0.9	1.4
Miller, Dick	3	19	2	3	.667	0	0	---	0	0	---	1	2	3	1	3	0	1	4	0	4	1.3	1.0	0.3
UTAH JAZZ	82	19730	3332	6825	.488	42	163	.258	1595	2080	.767	962	2325	3287	1948	2110	39	637	1423	386	8301	101.2		
OPPONENTS	82	19730	3430	7018	.489	45	147	.306	1979	2472	.801	1154	2440	3594	1985	1855	24	596	1303	406	8784	107.1		

1980-81 GAME-BY-GAME BREAKDOWN

	W	L	VS. ATLANTIC	W	L	VS. CENTRAL	W	L	VS. MIDWEST	W	L	VS. PACIFIC	W	L
RECORD	28	54	Boston	1	1	Atlanta	0	2	Dallas	5	1	Golden State	1	4
Home	20	21	New Jersey	1	1	Chicago	0	2	Denver	4	2	L.A. Lakers	2	3
Road	8	33	New York	0	2	Cleveland	1	1	Houston	2	4	Phoenix	0	5
October	6	5	Philadelphia	0	2	Detroit	2	0	Kansas City	1	5	Portland	3	2
November	7	6	Washington	0	2	Indiana	1	1	San Antonio	1	5	San Diego	2	3
December	3	12				Milwaukee	0	2				Seattle	1	4
January	7	9												
February	2	11												
March	3	11												
			VS. ATLANTIC	2	8	VS. CENTRAL	4	8	VS. MIDWEST	13	17	VS. PACIFIC	9	21
					VS. EAST		6	16				VS. WEST	22	38

1980-81 UTAH JAZZ

1980-81 UTAH JAZZ (28-54, .341) 5TH IN MIDWEST DIVISION

GM	DATE	OPPONENT	W/L	SCORE	HOME	ROAD	TOTAL	SITE	UTA HIGH SCORER	OPP. HIGH SCORER	ATTEND.
1	10/10/80	PORTLAND	W	96-86	1-0		1-0	Salt Lake City	Dantley - 36	Brewer - 26	8,150
2	10/11/80	@ Kansas City	L	91-98		0-1	1-1	Kansas City	Dantley - 33	Wedman - 26	7,342
3	10/12/80	@ Denver	W*	125-121		1-1	2-1	Denver	Dantley - 38	Issel - 29	8,401
4	10/15/80	PHOENIX	L	93-107	1-1		2-2	Salt Lake City	Dantley - 32	Adams - 31	6,300
5	10/16/80	DENVER	W	117-115	2-1		3-2	Salt Lake City	Dantley - 42	English - 26	7,250
6	10/20/80	SEATTLE	L	92-98	2-2		3-3	Salt Lake City	McKinney - 21	V. Johnson - 19	6,633
7	10/24/80	@ San Diego	L	100-103		1-2	3-4	San Diego	Dantley - 27	P. Smith - 24	5,005
8	10/25/80	LA LAKERS	L	99-127	2-3		3-5	Salt Lake City	Dantley - 36	E. Johnson - 33	12,058
9	10/26/80	@ Dallas	W	104-96		2-2	4-5	Dallas	Griffith - 33	Huston - 26	5,720
10	10/29/80	SAN ANTONIO	W	109-96	3-3		5-5	Salt Lake City	Dantley - 38	Overlander - 16	5,047
11	10/31/80	DALLAS	W	144-122	4-3		6-5	Salt Lake City	Dantley - 50	Huston - 24	5,703
12	11/1/80	@ Portland	W	95-87		3-2	7-5	Portland	Griffith - 30	M. Thompson - 31	12,666
13	11/4/80	KANSAS CITY	W	107-104	5-3		8-5	Salt Lake City	Dantley - 33	Wedman - 28	6,251
14	11/6/80	CLEVELAND	W	112-96	6-3		9-5	Salt Lake City	Griffith - 30	Smith - 31	5,704
15	11/8/80	NEW YORK	L	102-109	6-4		9-6	Salt Lake City	Dantley - 38	S. Williams - 22	10,409
16	11/10/80	INDIANA	W	108-106	7-4		10-6	Salt Lake City	Dantley - 33	B. Knight - 36	6,132
17	11/12/80	@ Seattle	W	114-106		4-2	11-6	Seattle	Dantley - 34	Sikma - 28	12,562
18	11/14/80	HOUSTON	W	117-115	8-4		12-6	Salt Lake City	Dantley - 43	M. Malone - 34	10,161
19	11/15/80	@ San Antonio	L	104-120		4-3	12-7	San Antonio	Griffith - 29	Gervin - 23	13,612
20	11/18/80	MILWAUKEE	L	93-126	8-5		12-8	Salt Lake City	Dantley - 29	Moncrief - 21	7,904
21	11/22/80	@ Atlanta	L	93-99		4-4	12-9	Atlanta	Dantley - 25	Drew - 20	12,117
22	11/26/80	@ Detroit	W	104-97		5-4	13-8	Pontiac, MI	Dantley - 35	Hubbard - 28	4,776
23	11/28/80	@ New Jersey	L	95-122		5-5	13-10	Piscataway, NJ	Dantley - 24	C. Robinson - 27	8,083
24	11/29/80	@ Philadelphia	L	93-113		5-6	13-11	Philadelphia	Dantley - 35	Toney - 20	13,943
25	12/2/80	@ Milwaukee	L	108-119		5-7	13-12	Milwaukee	Dantley - 30	M. Johnson - 21	11,052
26	12/4/80	DENVER	W	122-118			14-12	Salt Lake City	Dantley - 40	Issel - 25	5,234
27	12/6/80	SEATTLE	L	98-108	9-6		14-13	Salt Lake City	Dantley - 29	Brown - 27	7,403
28	12/7/80	@ LA. Lakers	L	100-113		5-8	14-14	Los Angeles	Dantley - 32	Abdul-Jabbar - 24	11,564
29	12/9/80	SAN ANTONIO	L	90-115	9-7		14-15	Salt Lake City	Griffith - 21	Gervin - 31	5,808
30	12/12/80	@ Chicago	L	98-118		5-9	14-16	Chicago	Dantley - 26	Gilmore - 28	11,479
31	12/13/80	@ Cleveland	L	103-110		5-10	14-17	Richfield, OH	Dantley - 31	Mitchell - 32	4,152
32	12/16/80	@ New York	L	97-112		5-11	14-18	New York City	Dantley - 30	Cartwright/Russell - 22	10,586
33	12/18/80	ATLANTA	L	97-109	9-8		14-19	Salt Lake City	Dantley - 29	Roundfield - 20	4,755
34	12/19/80	@ Phoenix	L	90-108		5-12	14-20	Phoenix	Dantley - 26	D. Johnson - 25	10,813
35	12/20/80	SAN DIEGO	L	91-103	9-9		14-21	Salt Lake City	Dantley - 33	F. Williams - 32	5,253
36	12/23/80	@ Dallas	W	101-96		6-12	15-21	Dallas	Dantley - 30	Robinson - 23	5,736
37	12/26/80	GOLDEN STATE	L	109-110	9-10		15-22	Salt Lake City	Dantley - 22	Free - 28	11,783
38	12/27/80	@ San Antonio	L	117-142		6-13	15-23	San Antonio	Griffith - 33	Gervin - 34	11,823
39	12/30/80	LA. LAKERS	W	110-100	10-10		16-23	Salt Lake City	Dantley - 34	Abdul-Jabbar - 20	12,393
40	1/1/81	@ Houston	L	103-117		6-14	16-24	Houston	Dantley - 27	Tomjanovich - 25	7,136
41	1/2/81	@ Kansas City	L	95-101		6-15	16-25	Kansas City	Dantley - 28	P. Ford - 22	8,167
42	1/3/81	PORTLAND	W	109-103	11-10		17-25	Salt Lake City	Dantley - 36	M. Thompson - 21	7,940
43	1/7/81	@ Denver	W	121-117		7-15	18-25	Denver	Dantley - 51	Issel - 33	8,735
44	1/8/81	DALLAS	W	99-97	12-10		19-25	Salt Lake City	Dantley - 40	Lagarde - 24	7,239
45	1/10/81	KANSAS CITY	L	92-99	12-11		19-26	Salt Lake City	Dantley - 25	R. King - 28	9,553
46	1/14/81	@ Golden State	W	110-107		8-15	20-26	Oakland	Dantley - 45	B. King - 26	10,793
47	1/16/81	SAN DIEGO	W	112-109	13-11		21-26	Salt Lake City	Griffith - 29	P. Smith - 26	6,721
48	1/18/81	@ Indiana	L	89-110		8-16	21-27	Indianapolis	Dantley - 30	Bantom - 25	12,279
49	1/20/81	@ Washington	L	113-121		8-17	21-28	Landover, MD	Dantley - 39	Grewes - 30	8,615
50	1/21/81	@ Boston	L	87-117		8-18	21-29	Boston	Dantley - 19	Bird - 20	15,320
51	1/23/81	GOLDEN STATE	L	101-103	13-12		21-30	Salt Lake City	Griffith - 32	Free - 23	6,247
52	1/24/81	@ Houston	L	91-106		8-19	21-31	Houston	Griffith - 20	Murphy - 18	8,871
53	1/26/81	DETROIT	W	102-99	14-12		22-31	Salt Lake City	Griffith - 35	J. Long - 28	5,826
54	1/27/81	@ LA. Lakers	L	104-111		8-20	22-32	Los Angeles	Griffith - 22	Abdul-Jabbar - 27	10,463
55	1/29/81	HOUSTON	W	99-97	15-12		23-32	Salt Lake City	Dantley - 37	M. Malone - 28	6,657
56	2/4/81	@ Phoenix	L	89-114		8-21	23-33	Phoenix	Dantley - 19	W. Davis - 17	11,571
57	2/6/81	DENVER	L	116-120	15-13		23-34	Salt Lake City	Dantley - 55	Issel - 37	8,037
58	2/7/81	@ Seattle	L	89-96		8-22	23-35	Seattle	Dantley - 31	Sikma - 24	17,888
59	2/8/81	@ Golden State	L	101-107		8-23	23-36	Oakland	Dantley - 37	Free - 39	8,362
60	2/11/81	@ Kansas City	L	87-99		8-24	23-37	Kansas City	Dantley - 30	Birdsong - 26	8,145
61	2/13/81	BOSTON	W	104-89	16-13		24-37	Salt Lake City	Dantley - 30	Bird - 25	10,050
62	2/15/81	@ Portland	L	84-118		8-25	24-38	Portland	Dantley - 18	Bates - 25	12,666
63	2/17/81	SEATTLE	L	98-101	16-14		24-39	Salt Lake City	Griffith - 33	Bailey - 27	6,612
64	2/20/81	CHICAGO	L	84-92	16-15		24-40	Salt Lake City	Dantley - 30	Sobers - 21	7,282
65	2/22/81	@ San Diego	L	93-108		8-26	24-41	San Diego	Dantley - 29	F. Williams - 33	7,837
66	2/23/81	HOUSTON	L	102-106	16-16		24-42	Salt Lake City	Dantley - 34	Murphy - 38	6,147
67	2/25/81	NEW JERSEY	W	132-106	17-16		25-42	Salt Lake City	Dantley - 40	Newlin - 31	5,510
68	2/27/81	PHILADELPHIA	L	83-87	17-17		25-43	Salt Lake City	Dantley - 24	B. Jones - 20	12,449
69	3/1/81	@ Portland	L	97-108		8-27	25-44	Portland	Dantley - 25	Ransney - 29	12,666
70	3/3/81	WASHINGTON	L	93-112	17-18		25-45	Salt Lake City	Dantley - 21	Ballard - 26	6,478
71	3/4/81	@ Golden State	L	105-107		8-28	25-46	Oakland	Dantley - 34	B. King - 31	10,199
72	3/5/81	PHOENIX	L	100-112	17-19		25-47	Salt Lake City	Dantley - 30	Robinson - 26	5,804
73	3/7/81	SAN DIEGO	W	97-94	18-19		26-47	Salt Lake City	Dantley - 28	P. Smith - 29	7,389
74	3/14/81	@ Houston	L	82-101		8-29	26-48	Houston	Dantley - 26	M. Malone - 38	9,879
75	3/17/81	@ San Antonio	L	86-94		8-30	26-49	San Antonio	Dantley - 24	Davis/Gervin - 23	11,234
76	3/18/81	DALLAS	W	120-113	19-19		27-49	Salt Lake City	Dantley - 48	Byrnes - 25	5,248
77	3/21/81	@ Dallas	L	95-105		8-31	27-50	Dallas	Dantley - 28	Robinson - 20	7,416
78	3/22/81	@ Denver	L	108-113		8-32	27-51	Denver	Griffith - 21	D. Thompson - 28	10,496
79	3/24/81	KANSAS CITY	L	92-105	19-20		27-52	Salt Lake City	Dantley - 32	Birdsong - 30	7,603
80	3/26/81	SAN ANTONIO	L	97-98	19-21		27-53	Salt Lake City	Griffith - 28	Gervin - 21	6,319
81	3/28/81	LA. LAKERS	W*	112-110	20-21		28-53	Salt Lake City	Dantley - 30	E. Johnson - 41	12,383
82	3/29/81	@ Phoenix	L	90-105		8-33	28-54	Phoenix	Nicks - 22	Davis/Kramer - 16	11,352

* Denotes number of overtime periods

BOLD indicates home sellout

HISTORY

1981-82 UTAH JAZZ

RECORD: 25-57 (.305), 6th in Midwest Division

HEAD COACH: Tom Nissalke/Frank Layden

HONORS:

• Adrian Dantley, NBA All-Star

PLAYOFFS:

Did not qualify

DRAFT ADDITIONS:

• 1ST ROUND 13TH PICK

Danny Schayes (C), Syracuse

• 2ND ROUND 27TH PICK

Howard Wood (F), Tennessee

• 8TH ROUND 165TH PICK

Bobby Cattage (F), Auburn



1981-82 NOTES:

- Head coach Tom Nissalke (8-12) is relieved of his duties 20 games into the season and replaced by general manager Frank Layden on 12/10/81. Layden finishes the season 17-45.
- Adrian Dantley scores his 10,000th career point at Portland on 2/5/82.
- Jazz trainer Don Sparks served as the trainer for the West in the NBA All-Star Game.
- Sam Battistone buys out Larry Hatfield's portion of the Jazz, becoming the club's sole owner on 2/27/82.
- Dantley finishes third in NBA in scoring (30.3 ppg) and is named to *The Sporting News* All-NBA Second Team.

1981-82 UTAH JAZZ FINAL STATISTICS

PLAYER	G	MIN	FIELD GOALS			3-PT. FGS.			FREE THROWS			REBOUNDS			ASSISTS			STEALS			BLOCKS			POINTS			AVERAGES		
			FGM	FGA	PCT	3FGM	3FGA	3PCT	FTM	FTA	PCT	OFF	DEF	TOT	AST	PF	DD	STL	TO	BLK	PTS	PPG	RPG	APG					
Dantley, Adrian	81	3222	904	1586	.570	1	3	.333	648	818	.792	231	283	514	324	252	1	95	299	14	2457	30.3	6.3	4.0					
Griffin, Darrell	80	2597	689	1429	.482	15	52	.288	189	271	.697	128	177	305	187	213	0	95	193	34	1582	19.8	3.8	2.3					
Green, Rickey	81	2822	500	1015	.493	0	8	.000	202	264	.765	85	158	243	630	183	0	185	198	9	1202	14.8	3.0	7.8					
Wilkins, Jeff	82	2274	314	718	.437	0	3	.000	137	176	.778	120	491	611	90	248	4	32	134	77	765	9.3	7.5	1.1					
Schayes, Danny	82	1623	252	524	.481	0	1	.000	140	185	.757	131	296	427	146	292	4	46	151	72	644	7.9	5.2	1.8					
Nicks, Carl	80	1322	252	555	.454	0	5	.000	85	150	.567	67	94	161	89	184	0	66	101	4	589	7.4	2.0	1.1					
Poquette, Ben	82	1698	220	428	.514	3	10	.300	97	120	.808	117	294	411	94	235	4	51	69	65	540	6.6	5.0	1.1					
Robinson, Bill	56	651	131	294	.446	0	0	---	61	75	.813	56	88	144	49	156	5	37	83	5	323	5.8	2.6	0.9					
Hardy, James	82	1814	179	369	.485	0	1	.000	64	93	.688	153	317	470	110	192	2	58	78	67	422	5.1	5.7	1.3					
Duren, John	79	1056	121	268	.451	3	11	.273	27	37	.730	14	70	84	157	143	0	20	72	4	272	3.4	1.1	2.0					
Wood, Howard	42	342	55	120	.458	0	1	.000	34	52	.654	22	43	65	9	37	0	8	15	6	144	3.4	1.5	0.2					
Cattage, Bobby	49	337	60	135	.444	0	2	.000	30	41	.732	22	51	73	7	58	0	7	18	0	150	3.1	1.5	0.1					
Worthen, Sam	5	22	2	5	.400	0	0	---	0	0	---	1	0	1	3	3	0	0	2	0	4	0.8	0.2	0.6					
UTAH JAZZ	82	19780	3679	7446	.494	22	97	.227	1714	2282	.751	1147	2362	3509	1895	2196	20	700	1435	357	9094	110.9							
OPPONENTS	82	19780	3835	7530	.509	51	200	.255	1837	2466	.745	1253	2599	3852	2148	2052	23	663	1413	420	9558	116.6							

1981-82 GAME-BY-GAME BREAKDOWN

	W	L	VS. ATLANTIC	W	L	VS. CENTRAL	W	L	VS. MIDWEST	W	L	VS. PACIFIC	W	L
RECORD	25	57	Boston	0	2	Atlanta	0	2	Dallas	3	3	Golden State	2	3
Home	18	23	New Jersey	0	2	Chicago	1	1	Denver	3	3	L.A. Lakers	0	5
Road	7	34	New York	0	2	Cleveland	0	2	Houston	0	6	Phoenix	2	3
October	1	1	Philadelphia	0	2	Detroit	1	1	Kansas City	3	3	Portland	1	4
November	6	6	Washington	1	1	Indiana	1	1	San Antonio	3	3	San Diego	4	1
December	3	12				Milwaukee	0	2				Seattle	0	5
January	3	10												
February	6	8												
March	0	16												
April	6	4												
			VS. ATLANTIC	1	9	VS. CENTRAL VS. EAST	3	9 4 18	VS. MIDWEST	12	18	VS. PACIFIC VS. WEST	9	21 21 39

1981-82 UTAH JAZZ

1981-82 UTAH JAZZ (25-57, .305) 6TH IN MIDWEST DIVISION

GM	DATE	OPPONENT	W/L	SCORE	HOME	ROAD	TOTAL	SITE	UTA HIGH SCORER	OPP. HIGH SCORER	ATTEND.
1	10/30/81	DALLAS	W	105-89	1-0		1-0	Salt Lake City	Dantley - 39	Aguires - 19	6,709
2	10/31/81	@ Golden State	L	91-106		0-1	1-1	Oakland	Dantley - 22	Carroll/King - 19	7,193
3	11/5/81	GOLDEN STATE	W	110-101	2-0		2-1	Salt Lake City	Dantley - 43	B. King - 26	6,189
4	11/6/81	@ Portland	L	109-119		0-2	2-2	Portland	Dantley - 26	M. Thompson - 30	12,666
5	11/7/81	PHOENIX	W	95-87	3-0		3-2	Salt Lake City	Dantley - 23	Adams - 29	8,318
6	11/10/81	@ San Diego	W	106-97		1-2	4-2	San Diego	Dantley - 32	Nater/Williams - 19	5,779
7	11/13/81	DENVER	W	131-124	4-0		5-2	Salt Lake City	Dantley - 38	Issel - 32	7,112
8	11/14/81	@ Houston	L*	105-109		1-3	5-3	Houston	Dantley - 29	M. Malone - 30	9,355
9	11/18/81	LA. LAKERS	L	110-113	4-1		5-4	Salt Lake City	Dantley - 32	Abdul-Jabbar - 27	10,802
10	11/20/81	@ Chicago	W	105-103		2-3	6-4	Chicago	Dantley - 33	Gilmore - 25	9,210
11	11/21/81	@ Detroit	L	86-95		2-4	6-5	Pontiac, MI	Dantley - 24	I. Thomas - 28	11,103
12	11/25/81	SAN DIEGO	W	102-100	5-1		7-5	Salt Lake City	Dantley - 31	F. Williams - 20	7,572
13	11/27/81	PORTLAND	L	93-103	5-2		7-6	Salt Lake City	Dantley - 25	M. Thompson - 30	6,941
14	11/28/81	@ Denver	L*	124-131		2-5	7-7	Denver	Dantley - 43	Issel - 30	11,723
15	12/1/81	@ LA. Lakers	L	86-117		2-6	7-8	Los Angeles	Duren - 16	E. Johnson - 19	11,284
16	12/2/81	DALLAS	W	114-103	6-2		8-8	Salt Lake City	Dantley - 36	Aguires - 34	5,257
17	12/4/81	CHICAGO	L	101-105	6-3		8-9	Salt Lake City	Dantley - 28	Theus - 31	5,480
18	12/5/81	@ Phoenix	L	99-101		2-7	8-10	Phoenix	Dantley - 28	Adams/Robinson - 21	10,550
19	12/8/81	@ Dallas	L	103-128		2-8	8-11	Dallas	Dantley - 34	Aguires - 24	6,895
20	12/9/81	@ Indiana	L	77-113		2-9	8-12	Indianapolis	Griffith - 15	J. Davis - 16	5,551
21	12/11/81	KANSAS CITY	W	122-102	7-3		9-12	Salt Lake City	Dantley - 37	S. Johnson - 22	6,336
22	12/12/81	@ San Antonio	L	97-111		2-10	9-13	San Antonio	Dantley - 33	Gervin - 40	9,842
23	12/15/81	SAN ANTONIO	W	108-103	8-3		10-13	Salt Lake City	Dantley - 30	Gervin - 26	6,458
24	12/18/81	@ Kansas City	L	95-100		2-11	10-14	Kansas City	Dantley - 29	C. Robinson - 29	9,194
25	12/19/81	SEATTLE	L	103-115	8-4		10-15	Salt Lake City	Dantley - 35	G. Williams - 30	8,728
26	12/23/81	@ Seattle	L	99-113		2-12	10-16	Seattle	Dantley - 20	Shelton - 27	13,741
27	12/26/81	HOUSTON	L	104-115	8-5		10-17	Salt Lake City	Dantley - 36	M. Malone - 42	9,013
28	12/29/81	@ LA. Lakers	L	114-121		2-13	10-18	Los Angeles	Dantley - 40	Wilkes - 34	14,392
29	12/30/81	BOSTON	L	110-121	8-6		10-19	Salt Lake City	Dantley - 23	Archibald - 22	12,493
30	1/2/82	PHILADELPHIA	L	107-109	8-7		10-20	Salt Lake City	Dantley - 33	Erving - 34	10,133
31	1/6/82	SAN ANTONIO	W	130-115	9-7		11-20	Salt Lake City	Dantley - 31	Mitchell - 30	4,836
32	1/8/82	INDIANA	W	108-102	10-7		12-20	Salt Lake City	Dantley - 30	H. Williams - 24	5,586
33	1/9/82	@ San Diego	L	118-125		2-14	12-21	San Diego	Dantley/Griffith - 27	Chambers - 30	4,820
34	1/12/82	NEW YORK	L	121-129	10-8		12-22	Salt Lake City	Dantley - 44	M.R. Richardson - 26	7,914
35	1/15/82	@ Seattle	L	103-115		2-15	12-23	Seattle	Dantley - 30	G. Williams - 42	17,057
36	1/16/82	CLEVELAND	L	120-125	10-9		12-24	Salt Lake City	Dantley - 46	Brewer - 27	7,548
37	1/19/82	DETROIT	W	123-117	11-9		13-24	Salt Lake City	Dantley - 42	Benson - 23	10,194
38	1/21/82	@ San Antonio	L	104-123		2-16	13-25	San Antonio	Dantley - 30	Gervin - 29	7,229
39	1/22/82	@ Houston	L	110-128		2-17	13-26	Houston	Dantley - 24	M. Malone - 36	9,253
40	1/23/82	@ Dallas	L	110-122		2-18	13-27	Dallas	Dantley - 24	J. Vincent - 34	10,532
41	1/26/82	NEW JERSEY	L*	129-138	11-10		13-28	Salt Lake City	Dantley - 39	B. Williams - 29	9,083
42	1/28/82	MILWAUKEE	L	101-119	11-11		13-29	Salt Lake City	Dantley - 32	May - 27	7,427
43	2/3/82	PORTLAND	W	122-118	12-11		14-29	Salt Lake City	Dantley - 34	Ransney - 20	8,925
44	2/5/82	@ Portland	L	100-121		2-19	14-30	Portland	Dantley/Griffith - 16	Bates - 29	12,666
45	2/6/82	@ Seattle	L	103-129		2-20	14-31	Seattle	Griffith - 25	Sikma - 20	15,015
46	2/9/82	GOLDEN STATE	W	123-107	13-11		15-31	Salt Lake City	Dantley - 35	Free/King - 27	7,807
47	2/10/82	@ Denver	W	151-148		3-20	16-31	Denver	Dantley - 42	Issel - 37	11,502
48	2/12/82	@ Kansas City	W	129-114		4-20	17-31	Kansas City	Dantley - 27	Drew - 17	7,623
49	2/13/82	PHOENIX	W	120-115	14-11		18-31	Salt Lake City	Dantley - 40	W. Davis - 24	11,477
50	2/15/82	DENVER	L	134-145	14-12		18-32	Salt Lake City	Dantley - 40	Vandeweghe - 24	10,607
51	2/17/82	ATLANTA	L	109-117	14-13		18-33	Salt Lake City	Dantley - 21	E. Johnson - 35	6,522
52	2/19/82	@ Philadelphia	L	117-132		4-21	18-34	Philadelphia	Dantley - 35	Erving - 24	10,857
53	2/20/82	@ New Jersey	L	108-125		4-22	18-35	East Rutherford, NJ	Dantley - 25	B. Williams - 25	12,431
54	2/23/82	@ Washington	W	113-106		5-22	19-35	Landover, MD	Dantley - 39	F. Johnson - 27	8,134
55	2/24/82	@ Boston	L	90-132		5-23	19-36	Boston	D. Wilkins - 14	Bird - 27	15,320
56	2/26/82	SEATTLE	L	97-98	14-14		19-37	Salt Lake City	Dantley - 36	Sikma - 24	9,780
57	3/2/82	KANSAS CITY	L	117-125	14-15		19-38	Salt Lake City	Dantley/Green - 34	three players - 19	7,256
58	3/3/82	@ Phoenix	L	102-115		5-24	19-39	Phoenix	Dantley - 22	D. Johnson - 25	10,080
59	3/4/82	HOUSTON	L	124-128	14-16		19-40	Salt Lake City	Dantley - 34	M. Malone - 24	4,942
60	3/6/82	WASHINGTON	L	113-127	14-17		19-41	Salt Lake City	Dantley - 27	Grevey - 26	7,104
61	3/9/82	@ New York	L	112-126		5-25	19-42	New York City	Dantley - 28	M.R. Richardson - 22	7,828
62	3/11/82	@ Atlanta	L	91-107		5-26	19-43	Atlanta	Dantley - 20	Gienn - 23	5,780
63	3/13/82	@ Cleveland	L	115-121		5-27	19-44	Richfield, OH	Dantley - 28	C. Robinson - 25	5,264
64	3/14/82	@ Milwaukee	L	100-129		5-28	19-45	Milwaukee	Dantley - 19	Moncrief - 22	11,052
65	3/16/82	@ Denver	L	138-154		5-29	19-46	Denver	Dantley - 38	English - 32	8,895
66	3/17/82	LA. LAKERS	L	112-120	14-18		19-47	Salt Lake City	Griffith - 32	Abdul-Jabbar - 28	12,076
67	3/19/82	PORTLAND	L*	129-131	14-19		19-48	Salt Lake City	Dantley - 35	M. Thompson - 30	5,625
68	3/21/82	@ Golden State	L	102-113		5-30	19-49	Oakland	Dantley - 38	B. King - 27	7,969
69	3/23/82	HOUSTON	L	115-117	14-20		19-50	Salt Lake City	Griffith - 39	M. Malone - 31	5,372
70	3/25/82	GOLDEN STATE	L	105-107	14-21		19-51	Salt Lake City	Dantley - 28	Free - 34	5,263
71	3/27/82	SAN ANTONIO	L	110-114	14-22		19-52	Salt Lake City	Griffith - 22	Gervin - 47	7,272
72	3/29/82	PHOENIX	L	102-113	14-23		19-53	Salt Lake City	Griffith - 28	Kelley - 23	7,981
73	4/2/82	KANSAS CITY	W	127-118	15-23		20-53	Salt Lake City	Dantley - 42	three players - 23	6,505
74	4/3/82	@ San Diego	W	133-124		6-30	21-53	San Diego	Dantley - 40	Whitehead - 23	4,722
75	4/6/82	DALLAS	W	129-114	16-23		22-53	Salt Lake City	Dantley - 40	J. Vincent - 25	5,934
76	4/7/82	@ Dallas	L	109-123		6-31	22-54	Dallas	Griffith - 27	J. Vincent - 31	7,039
77	4/9/82	@ Kansas City	L	99-115		6-32	22-55	Kansas City	D. Wilkins - 37	Grunfeld - 23	4,937
78	4/10/82	DENVER	W	151-136	17-23		23-55	Salt Lake City	Dantley - 53	Issel - 25	6,919
79	4/12/82	SAN DIEGO	W	117-107	18-23		24-55	Salt Lake City	Griffith - 28	Chambers - 38	10,670
80	4/14/82	@ LA. Lakers	L	115-128		6-33	24-56	Los Angeles	Dantley - 28	Abdul-Jabbar - 22	11,488
81	4/17/82	@ Houston	L	100-107		6-34	24-57	Houston	Dantley - 35	M. Malone - 34	13,744
82	4/18/82	@ San Antonio	W	128-120		7-34	25-57	San Antonio	Green - 35	Gervin - 16	9,741

* Denotes number of overtime periods

BOLD indicates home sellout

HISTORY

1982-83 UTAH JAZZ

RECORD: 30-52 (.366), 5th in Midwest Division

HEAD COACH: Frank Layden

HONORS:

• John Drew, Player of the Week (3/6)

PLAYOFFS:

Did not qualify

DRAFT ADDITIONS:

• 3RD ROUND 55TH PICK

Jerry Eaves (G), Louisville

• 4TH ROUND 72ND PICK

Mark Eaton (C), UCLA



1982-83 NOTES:

- The Jazz drafts Dominique Wilkins third overall in the 1982 NBA Draft, but trade his rights to Atlanta for John Drew, Freeman Williams and cash on 9/3/82.
- Adrian Dantley scores an NBA season-high 57 points (37 in the first half) in win vs. Chicago on 12/4/82.
- Dantley tears ligaments in his right wrist on 12/17/82 at San Antonio and misses the final 60 games.
- The Jazz hits an NBA record 39 consecutive free throws at Portland on 12/7/82.

1982-83 UTAH JAZZ FINAL STATISTICS

PLAYER	FIELD GOALS					3-PT. FGS.			FREE THROWS			REBOUNDS			AVERAGES									
	G	MIN	FGM	FGA	PCT	3FGM	3FGA	3PCT	FTM	FIA	PCT	OFF	DEF	TOT	AST	PF	DQ	STL	TO	BLK	PTS	PPG	RPG	APG
Dantley, Adrian	22	887	233	402	.580	0	0	---	210	248	.847	58	82	140	105	62	2	20	81	0	676	30.7	6.4	4.8
Griffith, Darrell	77	2787	752	1554	.484	38	132	.288	167	246	.679	100	204	304	270	184	0	138	252	33	1709	22.2	3.9	3.5
Drew, John	44	1206	318	671	.474	0	5	.000	296	392	.755	98	137	235	97	152	8	35	135	7	932	21.2	5.3	2.2
Green, Rickley	78	2783	464	942	.493	2	13	.154	185	232	.797	62	161	223	697	154	0	220	222	4	1115	14.3	2.9	8.9
Schayes, Danny	50	1638	231	514	.449	0	1	.000	157	195	.805	137	312	449	165	216	7	39	195	68	619	12.4	9.0	3.3
Wilkins, Jeff	81	2307	389	816	.477	0	3	.000	156	200	.780	154	442	596	132	251	4	41	186	40	934	11.5	7.4	1.6
Poquette, Ben	75	2331	329	697	.472	1	5	.200	166	221	.751	155	366	521	168	264	5	64	100	116	825	11.0	6.9	2.2
Eaves, Jerry	82	1588	280	575	.487	1	8	.125	200	247	.810	34	88	122	210	116	0	51	152	3	761	9.3	1.5	2.6
Anderson, Mitchell	52	1154	182	357	.510	0	3	.000	99	172	.576	115	167	282	66	147	1	62	74	21	463	8.9	5.4	1.3
Kelley, Rich	32	780	71	152	.467	0	0	---	87	105	.829	70	162	232	79	106	1	33	65	21	229	7.2	7.3	2.5
Williams, Freeman	18	210	36	101	.356	2	7	.286	18	25	.720	3	14	17	10	30	0	6	12	3	92	5.1	0.9	0.6
Eaton, Mark	81	1528	146	353	.414	0	1	.000	59	90	.656	86	376	462	112	257	6	24	140	275	351	4.3	5.7	1.4
Natt, Kenny	22	210	38	73	.521	0	2	.000	9	14	.643	6	16	22	28	36	0	5	22	0	85	3.9	1.0	1.3
Williams, Rickley	44	346	56	135	.415	0	3	.000	35	53	.660	15	23	38	37	42	0	20	38	4	147	3.3	0.9	0.8
UTAH JAZZ	82	19755	3525	7342	.480	44	183	.240	1844	2440	.756	1093	2550	3643	2176	2017	34	758	1683	595	8938	109.0		
OPPONENTS	82	19755	3794	7932	.478	48	199	.241	1646	2288	.719	1439	2671	4110	2202	2102	18	826	1601	448	9282	113.2		

1982-83 GAME-BY-GAME BREAKDOWN

	W	L	VS. ATLANTIC	W	L	VS. CENTRAL	W	L	VS. MIDWEST	W	L	VS. PACIFIC	W	L
RECORD	30	52	Boston	0	2	Atlanta	0	2	Dallas	4	2	Golden State	2	3
Home	21	20	New Jersey	1	1	Chicago	1	1	Denver	2	4	L.A. Lakers	1	4
Road	9	32	New York	1	1	Cleveland	2	0	Houston	6	0	Phoenix	0	5
October	1	1	Philadelphia	0	2	Detroit	2	0	Kansas City	2	4	Portland	2	3
November	3	10	Washington	0	2	Indiana	0	2	San Antonio	1	5	San Diego	3	2
December	8	9				Milwaukee	0	2				Seattle	0	5
January	6	9												
February	2	10												
March	6	9												
April	4	4												
			VS. ATLANTIC	2	8	VS. CENTRAL	5	7	VS. MIDWEST	15	15	VS. PACIFIC	8	22
					VS. EAST		7	15				VS. WEST	23	37

1982-83 UTAH JAZZ

1982-83 UTAH JAZZ (30-52, .366) 5TH IN MIDWEST DIVISION

GM	DATE	OPPONENT	W/L	SCORE	HOME	ROAD	TOTAL	SITE	UTA HIGH SCORER	OPP. HIGH SCORER	ATTEND.
1	10/29/82	SAN ANTONIO	L	114-120	0-1		0-1	Salt Lake City	Dantley - 35	Gervin/Mitchell - 28	8,436
2	10/30/82	@ Dallas	W	128-123		1-0	1-1	Dallas	Dantley - 36	Aguirre - 30	9,203
3	11/2/82	SEATTLE	L	92-120	0-2		1-2	Salt Lake City	Dantley - 29	Sikma - 24	7,378
4	11/4/82	@ Phoenix	L	104-119		1-1	1-3	Phoenix	Dantley - 31	Adams - 24	10,095
5	11/6/82	LA. LAKERS	L	101-104	0-3		1-4	Salt Lake City	Griffith - 23	Jabbar/Johnson - 22	11,869
6	11/9/82	@ San Antonio	L	104-118		1-2	1-5	San Antonio	Griffith - 26	Mitchell - 25	10,780
7	11/10/82	DENVER	W	125-119	1-3		2-5	Salt Lake City	Dantley - 43	Issel - 32	8,314
8	11/12/82	ATLANTA	L	98-106	1-4		2-6	Salt Lake City	Poquette - 30	Glenn - 18	8,697
9	11/17/82	NEW JERSEY	W*	101-97	2-4		3-6	Salt Lake City	Dantley - 31	Birdsong - 22	7,627
10	11/19/82	@ Chicago	L	111-127		1-3	3-7	Chicago	Dantley - 35	Theus - 42	5,789
11	11/23/82	@ Cleveland	W	121-99		2-3	4-7	Richfield, OH	Dantley - 27	Wilkinson - 19	2,163
12	11/24/82	@ Milwaukee	L	106-119		2-4	4-8	Milwaukee	Dantley - 30	M. Johnson - 34	9,385
13	11/26/82	@ Boston	L	103-137		2-5	4-9	Boston	Dantley - 29	Bird - 28	15,320
14	11/27/82	@ Philadelphia	L	113-126		2-6	4-9	Philadelphia	Griffith - 37	M. Malone - 32	13,008
15	11/30/82	@ New York	L	93-124		2-7	4-10	New York City	Griffith - 29	Tucker - 21	7,634
16	12/2/82	PORTLAND	W	119-112	3-4		5-11	Salt Lake City	Dantley - 37	C. Natt - 29	7,075
17	12/4/82	CHICAGO	W	131-124	4-4		6-11	Salt Lake City	Dantley - 57	Theus - 37	7,709
18	12/5/82	@ Golden State	L	111-119		2-8	6-12	Oakland	Schayes - 28	Free - 26	5,911
19	12/7/82	@ Portland	L	121-137		2-9	6-13	Portland	Dantley - 36	J. Paxson - 35	12,666
20	12/8/82	HOUSTON	W	101-93	5-4		7-13	Salt Lake City	Dantley - 34	Bailey - 17	7,016
21	12/10/82	LA. LAKERS	L	122-128	5-5		7-14	Salt Lake City	Dantley - 35	McAdoo - 26	9,023
22	12/11/82	@ Houston	W	101-94		3-9	8-14	Houston	Dantley/Griffith - 19	Hayes - 21	4,892
23	12/15/82	SAN DIEGO	W	119-113	6-5		9-14	Salt Lake City	Griffith - 28	Chambers - 29	7,448
24	12/17/82	@ San Antonio	L	103-110		3-10	9-15	San Antonio	Griffith - 28	Mitchell - 26	7,031
25	12/18/82	HOUSTON	W	116-97	7-5		10-15	Salt Lake City	Leavell - 21	Thues - 17	7,256
26	12/20/82	KANSAS CITY	W*	119-117	8-5		11-15	Salt Lake City	D. Wilkins - 35	E. Johnson - 39	7,082
27	12/22/82	@ LA. Lakers	L	100-124		3-11	11-16	Los Angeles	McAdoo - 22	McAdoo - 22	12,358
28	12/25/82	PHOENIX	L	101-111	8-6		11-17	Salt Lake City	D. Wilkins - 21	M. Lucas - 29	9,416
29	12/26/82	@ Kansas City	L	118-120		3-12	11-18	Kansas City	Griffith - 26	E. Johnson - 27	6,052
30	12/28/82	DETROIT	W*	105-98	9-6		12-18	Salt Lake City	Griffith - 28	I. Thomas - 22	7,894
31	12/29/82	@ Seattle	L	92-109		3-13	12-19	Seattle	D. Wilkins - 21	G. Williams - 20	14,223
32	12/30/82	INDIANA	L	114-115	9-7		12-20	Salt Lake City	Griffith - 36	H. Williams - 31	8,220
33	1/1/83	BOSTON	L	112-127	9-8		12-21	Salt Lake City	Griffith - 37	Parish - 23	12,491
34	1/4/83	@ Golden State	W	100-88		4-13	13-21	Oakland	Griffith - 34	Short - 38	5,403
35	1/5/83	SAN DIEGO	L*	115-122	9-9		13-22	Salt Lake City	Griffith - 34	Cummings - 27	7,769
36	1/7/83	@ Kansas City	L	117-139		4-14	13-23	Kansas City	Griffith - 27	S. Johnson - 34	7,818
37	1/8/83	@ Houston	W	87-82		5-14	14-23	Houston	Griffith - 32	C. Jones - 25	6,177
38	1/11/83	KANSAS CITY	W	106-98	10-9		15-23	Salt Lake City	Green - 27	S. Johnson - 27	8,595
39	1/12/83	@ Denver	L	118-126		5-15	15-23	Denver	Griffith - 22	Vandeweghe - 30	8,817
40	1/15/83	DALLAS	W	107-105	11-9		16-24	Salt Lake City	Griffith - 32	Aguirre - 32	7,541
41	1/16/83	@ San Diego	W	115-111		6-15	17-24	Poquette - 22	Cummings - 34	Cummings - 34	2,728
42	1/19/83	GOLDEN STATE	L	95-103	11-10		17-25	Salt Lake City	Griffith - 29	M.R. Richardson - 29	7,606
43	1/21/83	NEW YORK	W	106-93	12-10		18-25	Salt Lake City	Griffith - 38	Robinson - 25	8,260
44	1/22/83	@ Dallas	L	88-126		6-16	18-26	Dallas	Eaves - 18	J. Vincent - 21	11,436
45	1/25/83	SAN ANTONIO	L	106-116	12-11		18-27	Salt Lake City	Griffith - 30	Gilmore - 40	8,688
46	1/27/83	@ Portland	L	106-120		6-17	18-28	Portland	Anderson/Griffith - 20	J. Paxson - 22	12,666
47	1/29/83	PHILADELPHIA	L	109-126	12-12		18-29	Salt Lake City	Eaves - 37	Eving - 33	12,475
48	2/2/83	@ Phoenix	L	96-112		6-18	18-30	Phoenix	Schayes - 24	W. Davis - 24	9,468
49	2/4/83	MILWAUKEE	L	110-122	12-13		18-31	Salt Lake City	Drew - 33	M. Johnson - 27	8,577
50	2/5/83	@ Denver	L	136-143		6-19	18-32	Denver	Drew - 30	English - 33	9,133
51	2/9/83	@ LA. Lakers	L	99-113		6-20	18-33	Los Angeles	Poquette - 22	Wilkes - 22	13,656
52	2/10/83	SEATTLE	L	99-105	12-14		18-34	Salt Lake City	Griffith - 22	Sikma - 31	8,939
53	2/16/83	SAN ANTONIO	W	112-101	13-14		19-34	Salt Lake City	Drew/Griffith - 33	Mitchell - 26	8,085
54	2/18/83	PORTLAND	L	97-101	13-15		19-35	Salt Lake City	Drew - 27	J. Paxson - 32	8,329
55	2/20/83	@ San Diego	L	97-107		6-21	19-36	San Diego	Green - 23	Cummings - 26	4,377
56	2/22/83	WASHINGTON	L	98-99	13-16		19-37	Salt Lake City	Drew - 26	Ruland - 31	7,428
57	2/24/83	PHOENIX	L	103-110	13-17		19-38	Salt Lake City	Griffith - 23	Nance - 23	8,479
58	2/26/83	LA. LAKERS	W	101-92	14-17		20-38	Salt Lake City	Eaves - 20	Wilkes - 17	12,097
59	2/27/83	@ Seattle	L	98-101		6-22	20-39	Seattle	Drew - 20	G. Williams - 18	20,167
60	3/1/83	SAN DIEGO	W	127-105	15-17		21-39	Salt Lake City	Griffith - 22	Cummings - 18	8,003
61	3/2/83	CLEVELAND	W	118-113	16-17		22-39	Salt Lake City	Drew - 40	C. Robinson - 33	7,233
62	3/5/83	@ Golden State	L	121-127		6-23	22-40	Oakland	Drew - 17	Carroll - 52	7,996
63	3/7/83	@ Portland	W	110-105		7-23	23-40	Portland	Drew - 31	J. Paxson - 27	12,666
64	3/9/83	DENVER	L	109-122	16-18		23-41	Salt Lake City	Griffith - 34	English - 32	10,075
65	3/11/83	DALLAS	W	119-110	17-18		24-41	Salt Lake City	Griffith - 22	Aguirre - 30	10,338
66	3/13/83	@ Denver	L	117-130		7-24	24-42	Denver	three players - 16	English - 30	13,188
67	3/16/83	@ Detroit	W	125-115		8-24	25-42	Pontiac, MI	Eaves - 35	Tyer - 26	5,185
68	3/19/83	@ Atlanta	L	94-99		8-25	25-43	Atlanta	Drew - 20	Roundfield - 27	7,174
69	3/22/83	@ Washington	L	98-121		8-26	25-44	Landover, MD	Drew - 20	Ruland - 25	5,173
70	3/23/83	@ New Jersey	L	104-124		8-27	25-45	East Rutherford, NJ	Drew - 28	B. King - 20	11,457
71	3/25/83	@ Indiana	L	117-119		8-28	25-46	Indianapolis	Drew - 30	B. Knight - 31	3,065
72	3/27/83	SEATTLE	L	108-122	17-19		25-47	Salt Lake City	Griffith - 25	Sikma - 23	8,923
73	3/29/83	@ Phoenix	L	107-115		8-29	25-48	Phoenix	Drew/Griffith - 18	Adams - 30	11,285
74	3/30/83	DALLAS	W	117-103	18-19		26-48	Salt Lake City	Green - 27	Aguirre - 13	8,581
75	4/1/83	GOLDEN STATE	W	112-108	19-19		27-48	Salt Lake City	D. Wilkins - 26	Carroll - 29	9,527
76	4/5/83	HOUSTON	W	126-97	20-19		28-48	Salt Lake City	Drew - 25	Bailey - 21	8,157
77	4/8/83	@ Kansas City	L	97-112		8-30	28-49	Kansas City	Drew - 24	S. Johnson - 25	8,664
78	4/9/83	KANSAS CITY	L	102-108	20-20		28-50	Salt Lake City	Drew - 33	Williams - 23	8,968
79	4/12/83	DENVER	W	125-116	21-20		29-50	Salt Lake City	Griffith - 30	Vandeweghe - 34	10,195
80	4/13/83	@ Dallas	L	99-106		8-31	29-51	Dallas	Griffith - 28	Aguirre - 19	9,932
81	4/15/83	@ San Antonio	L	118-121		8-32	29-52	San Antonio	Drew - 22	Mitchell - 23	8,405
82	4/16/83	@ Houston	W	126-117		9-32	30-52	Houston	Griffith - 32	C. Jones - 29	6,102

* Denotes number of overtime periods

BOLD indicates home sellout

HISTORY

1983-84 UTAH JAZZ

RECORD: 45-37 (.549), Midwest Division Champions

HEAD COACH: Frank Layden

HONORS:

- Adrian Dantley, All-NBA Second Team
- Adrian Dantley, Most Improved Player
- Thurl Bailey, All-Rookie First Team
- Frank Layden, Coach of the Year
- Frank Layden, Executive of the Year
- Frank Layden, Citizenship Award
- Adrian Dantley, NBA All-Star
- Rickey Green, NBA All-Star
- Frank Layden, Coach of the Month (December)
- Rickey Green, Player of the Week (12/4)
- Adrian Dantley, Player of the Week (12/19, 3/18)

PLAYOFFS:

- Defeated Denver (3-2) in First Round
- Lost to Phoenix (2-4) in Conference Semifinals



DRAFT ADDITIONS:

- **1ST ROUND** **7TH PICK**
Thurl Bailey (F), North Carolina State
- **3RD ROUND** **54TH PICK**
Bobby Hansen (G), Iowa

1983-84 NOTES:

- The Jazz wins the Midwest Division (first division title) and clinch the club's first playoff berth.
- The NBA Board of Governors approves the purchase of 50 percent of the Jazz by Dr. Gerald Bagley and his son on 5/25/83.
- The Jazz plays 11 home games in Las Vegas as part of a two-year commitment.
- Utah finishes December 11-2, the best in Jazz history to that point. Frank Layden named Coach of the Month.
- With the best record in the Western Conference at the January 15 deadline, Frank Layden earns the right to coach the West in the NBA All-Star Game.
- Mark Eaton becomes the Jazz's career blocked shots leader (517), passing Ben Poquette on 2/23/84.
- Adrian Dantley becomes only the fourth player in NBA history to sink 800 free throws in a season.
- Darrell Griffith sets what was then an NBA single-season record for three-pointers with 91.
- Utah becomes the first team to have four separate players win NBA statistical crowns: Adrian Dantley (scoring), Mark Eaton (blocks), Darrell Griffith (three-point percentage) and Rickey Green (steals).

1983-84 UTAH JAZZ FINAL STATISTICS

PLAYER	FIELD GOALS					3-PT. FGS.			FREE THROWS			REBOUNDS			AVERAGES									
	G	MIN	FGM	FGA	PCT	3FGM	3FGA	3PCT	FTM	FTA	PCT	OFF	DEF	TOT	AST	PF	DQ	STL	TO	BLK	PTS	PPG	RPG	APG
Dantley, Adrian	79	2984	802	1438	.558	1	4	.250	813	946	.859	179	269	448	310	201	0	61	263	4	2418	30.6	5.7	3.9
Griffith, Darrell	82	2650	697	1423	.490	91	252	.361	151	217	.696	95	243	338	283	202	1	114	243	23	1636	20.0	4.1	3.5
Drew, John	81	1797	511	1067	.479	6	22	.273	402	517	.778	146	192	338	135	208	1	88	192	2	1430	17.6	4.2	1.7
Green, Rickey	81	2768	439	904	.486	2	17	.118	192	234	.821	56	174	230	748	155	1	215	172	13	1072	13.2	3.7	9.2
Bailey, Thurl	81	2009	302	590	.512	0	0	---	88	117	.752	115	349	464	129	193	1	38	105	122	692	8.5	5.7	1.6
Wilkins, Jeff	81	1734	249	520	.479	0	3	.000	134	182	.736	109	346	455	73	205	1	27	109	42	632	7.8	5.6	0.9
Eaton, Mark	81	2139	194	416	.466	0	1	.000	73	123	.593	148	447	595	113	303	4	25	98	351	461	5.7	7.3	1.4
Kelley, Rich	75	1674	132	264	.500	0	0	---	124	162	.765	140	350	490	157	273	6	55	148	29	388	5.2	6.5	2.1
Eaves, Jerry	80	1034	132	293	.451	0	6	.000	92	132	.697	29	56	85	200	90	0	33	93	5	356	4.5	1.1	2.5
Hansen, Bobby	55	419	65	145	.448	0	8	.000	18	28	.643	13	35	48	44	62	0	15	35	4	148	2.7	0.9	0.8
Anderson, Mitchell	48	311	55	130	.423	0	3	.000	12	29	.414	38	25	63	22	28	0	15	20	9	122	2.5	1.3	0.5
Boswell, Tom	38	261	28	52	.538	1	1	1.000	16	21	.762	28	36	64	16	58	1	9	13	0	73	1.9	1.7	0.4
UTAH JAZZ	82	19780	3606	7242	.498	101	317	.319	2115	2708	.781	1096	2522	3618	2230	1978	16	695	1510	604	9428	115.0		
OPPONENTS	82	19780	3745	7842	.478	46	208	.221	1799	2414	.745	1458	2461	3919	2237	2194	31	747	1438	466	9335	113.8		

1983-84 GAME-BY-GAME BREAKDOWN

	W	L	VS. ATLANTIC	W	L	VS. CENTRAL	W	L	VS. MIDWEST	W	L	VS. PACIFIC	W	L
RECORD	45	37	Boston	1	1	Atlanta	1	1	Dallas	2	4	Golden State	4	1
Home	31	10	New Jersey	1	1	Chicago	1	1	Denver	3	3	L.A. Lakers	1	4
Road	14	27	New York	0	2	Cleveland	2	0	Houston	5	1	Phoenix	4	1
October	0	2	Philadelphia	0	2	Detroit	1	1	Kansas City	3	3	Portland	4	1
November	9	7	Washington	1	1	Indiana	1	1	San Antonio	2	4	San Diego	3	2
December	11	2				Milwaukee	1	1				Seattle	4	1
January	8	5												
February	6	10												
March	8	8												
April	3	3												
			VS. ATLANTIC	3	7	VS. CENTRAL VS. EAST	7	5 10 12	VS. MIDWEST	15	15	VS. PACIFIC VS. WEST	20	10 35 25

1983-84 UTAH JAZZ

1983-84 UTAH JAZZ (45-37, .549) MIDWEST DIVISION CHAMPIONS

GM	DATE	OPPONENT	W/L	SCORE	HOME	ROAD	TOTAL	SITE	UTA HIGH SCORER	OPP. HIGH SCORER	ATTEND.
1	10/28/83	@ Denver	L	125-139		0-1	0-1	Denver	Dantley - 40	Vandeweghe - 37	10,439
2	10/29/83	L.A. LAKERS	L	115-120			0-2	Salt Lake City	Dantley - 24	Jabbar/Wilkes - 21	10,608
3	11/3/83	GOLDEN STATE	W	129-112	1-1		1-2	Salt Lake City	Dantley - 27	Carroll - 22	6,147
4	11/5/83	SAN ANTONIO	W	124-118	2-1		2-2	Salt Lake City	Dantley/Griffith - 27	Gervin - 35	6,703
5	11/9/83	@ San Antonio	L	99-105		0-2	2-3	San Antonio	Drew - 28	Banks - 25	10,579
6	11/10/83	@ Houston	W	118-109		1-2	3-3	Houston	Dantley - 30	Sampson - 22	7,716
7	11/12/83	PORTLAND	W	136-122	3-1		4-3	Salt Lake City	Dantley - 34	Jo. Paxson - 33	7,572
8	11/13/83	@ L.A. Lakers	L	118-124		1-3	4-4	Los Angeles	Dantley - 36	E. Johnson - 30	12,036
9	11/15/83	@ Portland	L	112-114		1-4	4-5	Portland	Drew - 31	Cooper - 26	12,666
10	11/16/83	BOSTON	W	122-109	4-1		5-5	Salt Lake City	Drew - 29	Parish - 25	12,743
11	11/18/83	@ Detroit	L	120-128		1-5	5-6	Pontiac, MI	Dantley - 34	Laimbeer - 22	7,080
12	11/19/83	@ Washington	L	113-126		1-6	5-7	Landover, MD	Dantley/Griffith - 18	Ruland - 29	7,603
13	11/22/83	@ L.A. Lakers	W*	130-126		2-6	6-7	Los Angeles	Dantley - 32	McAdoo - 31	12,553
14	11/23/83	CHICAGO	L	117-128	4-2		6-8	Las Vegas	Dantley - 24	Corzine - 23	13,186
15	11/25/83	DENVER	W	126-124	5-2		7-8	Salt Lake City	Dantley - 47	Issel - 34	8,759
16	11/26/83	@ Kansas City	L	116-117		2-7	7-9	Kansas City	Dantley - 30	E. Johnson - 23	7,424
17	11/29/83	PHOENIX	W	114-110	6-2		8-9	Las Vegas	Dantley/Griffith - 24	Macy - 26	7,143
18	11/30/83	@ San Diego	W	117-115		3-7	9-9	San Diego	Dantley - 37	Walton - 25	3,692
19	12/2/83	@ Phoenix	W	116-113		4-7	10-9	Phoenix	Dantley - 32	W. Davis - 30	10,295
20	12/3/83	KANSAS CITY	W	122-107	7-2		11-9	Salt Lake City	Dantley - 31	E. Johnson - 34	8,314
21	12/7/83	PORTLAND	W	116-111	8-2		12-9	Salt Lake City	Dantley - 32	M. Thompson - 21	7,562
22	12/9/83	SAN ANTONIO	L	117-126	8-3		12-10	Las Vegas	Drew - 35	Mitchell - 36	7,258
23	12/10/83	@ Houston	W	128-121		5-7	13-10	Houston	Dantley - 28	Sampson - 34	8,914
24	12/13/83	@ Cleveland	W	107-105		6-7	14-10	Richfield, OH	Dantley - 35	Free - 26	2,525
25	12/15/83	HOUSTON	W	138-111	9-3		15-10	Salt Lake City	Dantley - 32	Lloyd - 22	11,389
26	12/17/83	GOLDEN STATE	W	127-111	10-3		16-10	Salt Lake City	Dantley - 34	Short - 20	8,567
27	12/21/83	INDIANA	W	133-115	11-3		17-10	Salt Lake City	Dantley - 34	G. Johnson - 20	9,563
28	12/23/83	DENVER	W	118-116	12-3		18-10	Salt Lake City	Dantley - 27	English - 30	7,599
29	12/27/83	@ Golden State	W	111-102		7-7	19-10	Oakland	Griffith - 27	Carroll - 25	9,905
30	12/28/83	@ Seattle	W	113-105		8-8	20-10	Seattle	Dantley - 33	Sikma - 20	12,831
31	12/30/83	@ Denver	L	130-135		8-8	20-11	Denver	Dantley - 32	Issel - 31	11,882
32	1/3/84	@ San Antonio	L	124-137		8-9	20-11	San Antonio	Dantley - 22	Gervin - 35	7,830
33	1/4/84	HOUSTON	W	116-111	13-3		21-12	Las Vegas	Dantley - 46	Sampson - 18	8,190
34	1/6/84	KANSAS CITY	W	130-110	14-3		22-12	Salt Lake City	Dantley - 30	E. Johnson - 21	10,898
35	1/10/84	PHOENIX	W	107-98	15-3		23-12	Salt Lake City	Griffith - 22	Foster - 20	10,720
36	1/11/84	@ Dallas	L	102-117		8-10	23-13	Dallas	Dantley - 22	Aguirre - 41	12,308
37	1/13/84	@ San Diego	W	122-119		9-10	24-13	San Diego	Dantley - 30	Cummings - 32	4,338
38	1/14/84	WASHINGTON	W	121-96	16-3		25-13	Salt Lake City	Dantley - 44	Ruland - 17	11,910
39	1/17/84	@ Atlanta	L	106-112		9-11	25-14	Atlanta	Griffith - 30	D. Wilkins - 31	6,419
40	1/20/84	@ Dallas	W	120-113		10-11	26-14	Dallas	Dantley - 46	Aguirre - 33	16,919
41	1/21/84	@ Houston	L	106-115		10-12	26-15	Houston	Griffith - 25	Lloyd - 22	11,884
42	1/24/84	DALLAS	L	115-123	16-4		26-16	Las Vegas	Griffith - 28	Aguirre - 32	7,752
43	1/26/84	NEW JERSEY	W	125-115	17-4		27-16	Salt Lake City	Dantley - 39	Birdsong/Dawkins - 22	10,116
44	1/31/84	SEATTLE	W*	98-94	18-4		28-16	Las Vegas	Dantley - 34	Sikma - 20	7,148
45	2/2/84	PHOENIX	W	116-95	19-4		29-16	Salt Lake City	Dantley - 35	J. Edwards - 20	8,892
46	2/3/84	@ L.A. Lakers	L	106-109		10-13	29-17	Los Angeles	Dantley - 34	Abdul-Jabbar - 29	17,505
47	2/4/84	MILWAUKEE	W	116-102	20-4		30-17	Salt Lake City	Dantley - 36	Moncrief - 31	12,690
48	2/7/84	SAN DIEGO	L	103-109	20-5		30-18	Las Vegas	Dantley - 40	Cummings - 29	7,015
49	2/10/84	NEW YORK	L	111-121	20-6		30-19	Salt Lake City	Dantley - 39	B. King - 38	11,543
50	2/12/84	@ Portland	W	114-112		11-13	31-19	Portland	Drew - 23	J. Paxson - 26	12,666
51	2/14/84	ATLANTA	W	100-98	21-6		32-19	Salt Lake City	Dantley - 28	Roundfield - 24	9,641
52	2/16/84	@ Kansas City	L	99-121		11-14	32-20	Kansas City	Dantley - 26	E. Johnson - 26	5,443
53	2/17/84	@ Milwaukee	L	91-105		11-15	32-21	Milwaukee	Dantley - 26	M. Johnson - 22	11,052
54	2/19/84	@ Indiana	L	104-106		11-16	32-22	Indianapolis	Dantley - 28	Kellogg - 23	9,647
55	2/21/84	@ Chicago	W	117-95		12-16	33-22	Chicago	Dantley - 28	Dailley - 15	4,322
56	2/23/84	SAN ANTONIO	W**	143-142	22-6		34-22	Salt Lake City	Dantley - 42	Mitchell - 41	10,356
57	2/24/84	@ Seattle	L	81-112		12-17	34-23	Seattle	Dantley/Drew - 16	Wood - 20	12,167
58	2/25/84	DALLAS	L	95-97	22-7		34-24	Salt Lake City	Dantley - 36	Aguirre - 28	12,678
59	2/28/84	@ Phoenix	L	100-113		12-18	34-25	Phoenix	Dantley - 25	Nance - 26	10,899
60	2/29/84	PHILADELPHIA	L	97-103	22-8		34-26	Salt Lake City	Dantley - 32	Toney - 29	13,475
61	3/2/84	CLEVELAND	W	110-104	23-8		35-26	Salt Lake City	Griffith - 30	Free - 30	10,945
62	3/3/84	@ Denver	L	122-131		12-19	35-27	Denver	Dantley - 36	English - 44	10,880
63	3/5/84	@ New Jersey	L	116-120		12-20	35-28	East Rutherford, NJ	Dantley - 28	Birdsong - 18	10,060
64	3/7/84	@ Boston	L	106-117		12-21	35-29	Boston	Drew - 27	Bird - 26	14,890
65	3/10/84	@ New York	L	105-114		12-22	35-30	New York City	Dantley - 32	B. King - 24	13,208
66	3/11/84	@ Philadelphia	L	97-120		12-23	35-31	Philadelphia	Anderson - 15	M. Malone - 21	15,101
67	3/13/84	PORTLAND	W	124-119	24-8		36-31	Las Vegas	Dantley - 39	Carr/Thompson - 21	7,773
68	3/15/84	@ Golden State	W	115-111		13-23	37-31	Oakland	Dantley - 37	Short - 22	8,890
69	3/17/84	DALLAS	W	118-103	25-8		38-31	Salt Lake City	Dantley - 40	Hambrick - 29	12,699
70	3/19/84	DETROIT	W	143-125	26-8		39-31	Salt Lake City	Dantley - 43	Long/Tripucka - 28	12,698
71	3/22/84	@ San Antonio	L	126-129		13-24	39-32	San Antonio	Drew - 22	Mitchell - 39	9,833
72	3/23/84	GOLDEN STATE	L	103-115	26-9		39-33	Las Vegas	Dantley/Drew - 23	Short - 32	6,241
73	3/25/84	@ Seattle	W	121-98		14-24	40-33	Tacoma, WA	Dantley - 40	Chambers - 21	11,574
74	3/27/84	KANSAS CITY	W	110-106	27-9		41-33	Salt Lake City	Dantley - 31	E. Johnson - 22	9,110
75	3/29/84	SEATTLE	W	106-96	28-9		42-33	Salt Lake City	Dantley - 24	Chambers - 28	12,687
76	3/31/84	@ Kansas City	L	103-105		14-25	42-34	Kansas City	Dantley - 30	Thyus - 22	13,546
77	4/2/84	HOUSTON	W	111-100	29-9		43-34	Salt Lake City	Dantley - 37	Lloyd - 20	11,575
78	4/5/84	L.A. LAKERS	L	115-129	29-10		43-35	Las Vegas	Drew - 24	B. Scott - 24	18,359
79	4/7/84	@ Dallas	L	100-109		14-26	43-36	Dallas	Griffith - 37	Blackman - 32	17,007
80	4/10/84	DENVER	W	135-120	30-10		44-36	Las Vegas	Green - 45	Vandeweghe - 35	17,357
81	4/12/84	SAN DIEGO	W	113-94	31-10		45-36	Salt Lake City	Dantley - 31	R. Pierce - 17	12,057
82	4/14/84	@ San Diego	L	128-146		14-27	45-37	San Diego	Eaves - 21	Nixon - 28	5,732

* Denotes number of overtime periods

BOLD indicates home sellout

HISTORY

1984-85 UTAH JAZZ

RECORD: 41-41 (.500), T-4th in Midwest Division

HEAD COACH: Frank Layden

HONORS:

- Mark Eaton, All-Defensive First Team
- Mark Eaton, Defensive Player of the Year
- Adrian Dantley, NBA All-Star
- Darrell Griffith, Player of the Week (3/10)

PLAYOFFS:

- Defeated Houston (3-2) in First Round
- Lost to Denver (1-4) in Conference Semifinals



DRAFT ADDITIONS:

- 1ST ROUND 16TH PICK
John Stockton (G), Gonzaga

1984-85 NOTES:

- Local automobile dealer Larry H. Miller purchases 50 percent of the Jazz from Sam Battistone on 4/11/85.
- The Jazz plays two home games in Las Vegas to complete a two-year contract.
- Darrell Griffith breaks the NBA career three-point field goals record (later broken).
- Mark Eaton wins the NBA shot-blocking title with an NBA record 456 blocks.
- John Stockton is named honorable mention on the All-NBA Rookie Team.
- Mark Eaton suffers torn MCL in his right knee in Game 5 of the First Round and misses remainder of the playoffs.
- The Jazz finishes consecutive seasons at .500-or-better for the first time in franchise history.
- The Jazz also qualifies for the playoffs for the second straight year.

1984-85 UTAH JAZZ FINAL STATISTICS

PLAYER	FIELD GOALS					3-PT. FGS.			FREE THROWS			REBOUNDS			AVERAGES									
	G	MIN	FGM	FGA	PCT	3FGM	3FGA	3PCT	FTM	FTA	PCT	OFF	DEF	TOT	AST	PF	DO	STL	TO	BLK	PTS	PPG	RPG	APG
Dantley, Adrian	55	1971	512	964	.531	0	0	---	438	545	.804	148	175	323	186	133	0	57	171	8	1462	26.6	5.9	3.4
Griffith, Darrell	78	2776	728	1593	.457	92	257	.358	216	298	.725	124	220	344	243	178	1	133	247	30	1764	22.6	4.4	3.1
Drew, John	19	463	107	260	.412	0	4	.000	94	122	.770	36	46	82	35	65	0	22	42	2	308	16.2	4.3	1.8
Bailey, Thurl	80	2481	507	1034	.490	1	1	1.000	197	234	.842	153	372	525	138	215	2	51	152	105	1212	15.2	6.6	1.7
Green, Rickey	77	2431	381	798	.477	6	20	.300	232	267	.869	37	152	189	597	131	0	132	177	3	1000	13.0	2.5	7.8
Eaton, Mark	82	2813	302	673	.449	0	0	---	190	267	.712	207	720	927	124	312	5	36	206	456	794	9.7	11.3	1.5
Roberts, Fred	52	873	164	320	.513	1	1	1.000	121	144	.840	68	83	151	65	96	0	18	68	10	450	8.7	2.9	1.3
Wilkins, Jeff	79	1505	285	582	.490	0	1	.000	61	80	.763	78	288	366	81	173	0	35	91	18	631	8.0	4.6	1.0
Stockton, John	82	1490	157	333	.471	2	11	.182	142	193	.736	26	79	105	415	203	3	109	150	11	458	5.6	1.3	5.1
Hansen, Bobby	54	646	110	225	.489	1	7	.143	40	72	.556	20	50	70	75	88	0	25	49	1	261	4.8	1.3	1.4
Kelley, Rich	77	1276	103	216	.477	0	2	.000	84	112	.750	118	232	350	120	227	5	42	124	30	290	3.8	4.5	1.6
Anderson, Mitchell	44	457	61	149	.409	0	2	.000	27	45	.600	29	53	82	21	70	0	29	32	9	149	3.4	1.9	0.5
Mannion, Pace	34	190	27	63	.429	0	1	.000	16	23	.696	12	11	23	27	17	0	16	18	3	70	2.1	0.7	0.1
Natt, Kenny	4	13	2	5	.400	0	0	---	2	4	.500	1	1	2	0	2	0	1	0	0	6	1.5	0.5	0.0
Paultz, Billy	62	370	32	87	.368	0	0	---	18	28	.643	24	72	96	16	51	0	6	30	11	82	1.3	1.5	0.3
UTAH JAZZ	82	19755	3478	7302	.476	103	307	.336	1878	2434	.772	1081	2554	3635	2143	1961	16	712	1575	697	8937	109.0		
OPPONENTS	82	19755	3532	7604	.464	72	280	.257	1810	2375	.762	1360	2645	4005	2069	2076	21	806	1606	443	8946	109.1		

1984-85 GAME-BY-GAME BREAKDOWN

	W	L	VS. ATLANTIC	W	L	VS. CENTRAL	W	L	VS. MIDWEST	W	L	VS. PACIFIC	W	L
RECORD	41	41	Boston	0	2	Atlanta	0	2	Dallas	5	1	Golden State	4	1
Home	26	15	New Jersey	2	0	Chicago	2	0	Denver	2	4	L.A. Clippers	2	3
Road	15	26	New York	1	1	Cleveland	1	1	Houston	3	3	L.A. Lakers	1	4
October	1	2	Philadelphia	0	2	Detroit	2	0	Kansas City	4	2	Phoenix	2	3
November	8	7	Washington	1	1	Indiana	0	2	San Antonio	5	1	Portland	2	3
December	6	8				Milwaukee	0	2				Seattle	2	3
January	5	9												
February	8	5												
March	9	8												
April	4	2												
			VS. ATLANTIC	4	6	VS. CENTRAL	5	7	VS. MIDWEST	19	11	VS. PACIFIC	13	17
						VS. EAST	9	13				VS. WEST	32	28

1984-85 UTAH JAZZ

1984-85 UTAH JAZZ (41-41, .500) T-4TH IN MIDWEST DIVISION

GM	DATE	OPPONENT	W/L	SCORE	HOME	ROAD	TOTAL	SITE	UTA HIGH SCORER	OPP. HIGH SCORER	ATTEND.
1	10/26/84	@ Seattle	L	94-102		0-1	0-1	Seattle	Griffith - 21	Vranes - 24	7,117
2	10/27/84	L.A. CLIPPERS	L	94-103	0-1		0-2	Salt Lake City	Griffith - 22	M. Johnson - 25	8,285
3	10/30/84	NEW YORK	W	117-111	1-1		1-2	Salt Lake City	Griffith - 24	B. King - 24	8,175
4	11/2/84	SEATTLE	W	107-101	2-1		2-2	Las Vegas	Griffith - 41	Chambers - 29	3,955
5	11/3/84	@ Golden State	L	107-112		0-2	2-3	Oakland	Griffith - 31	Whitehead - 27	5,280
6	11/7/84	SAN ANTONIO	W	136-124	3-1		3-3	Salt Lake City	Drew - 38	Gervin - 35	8,814
7	11/9/84	GOLDEN STATE	W*	125-117	4-1		4-3	Salt Lake City	Dantley - 33	Short - 28	8,743
8	11/10/84	@ Denver	L	135-147		0-3	4-4	Denver	Green - 23	English - 44	9,719
9	11/12/84	DALLAS	W	123-97	5-1		5-4	Salt Lake City	Dantley - 32	Perkins - 19	7,731
10	11/15/84	@ Portland	L	120-129		0-4	5-5	Portland	Dantley - 39	Vandeweghe - 30	12,666
11	11/17/84	PHOENIX	W	108-94	6-1		6-5	Salt Lake City	Dantley - 22	J. Edwards - 17	9,793
12	11/20/84	@ Kansas City	L	122-129		0-5	6-6	Kansas City	Griffith - 22	E. Johnson - 25	7,132
13	11/21/84	@ Atlanta	L	90-122		0-6	6-7	New Orleans	Bailey - 15	D. Wilkins - 31	4,107
14	11/23/84	HOUSTON	W	111-98	7-1		7-7	Salt Lake City	Griffith - 23	Sampson - 24	12,698
15	11/24/84	@ San Antonio	W	123-117		1-6	8-7	San Antonio	Griffith - 40	Gilmore - 27	8,164
16	11/27/84	@ Phoenix	L	102-115		1-7	8-8	Phoenix	Griffith - 29	Nance - 28	9,621
17	11/28/84	L.A. LAKERS	L	109-114	7-2		8-9	Salt Lake City	Griffith - 23	Abdul-Jabbar - 24	11,331
18	11/30/84	DENVER	W	116-97	8-2		9-9	Salt Lake City	Griffith - 24	Issel - 24	8,326
19	12/1/84	@ Denver	L	111-118		1-8	9-10	Denver	Griffith - 27	C. Natt - 28	8,868
20	12/4/84	@ Golden State	W	107-105		2-8	10-10	Oakland	Dantley - 26	Short - 24	4,918
21	12/6/84	SEATTLE	L	99-106	8-3		10-11	Salt Lake City	Bailey - 18	Chambers/Sikma - 26	9,696
22	12/9/84	KANSAS CITY	W	123-120	9-3		11-11	Las Vegas	Dantley - 38	Theus - 28	4,070
23	12/11/84	@ Washington	W	85-82		3-8	12-11	Landover, MD	Dantley - 32	Ballard - 23	4,782
24	12/13/84	@ New York	L*	115-119		3-9	12-12	New York City	Griffith - 35	B. King - 30	8,108
25	12/14/84	@ Boston	L	106-117		3-10	12-13	Boston	Dantley/Griffith - 24	McHale - 25	14,890
26	12/16/84	@ Milwaukee	L	102-115		3-11	12-14	Milwaukee	Dantley - 42	Cummings - 29	8,615
27	12/18/84	@ Indiana	L	81-88		3-12	12-15	Indianapolis	Griffith - 29	Stipanovich - 17	8,666
28	12/20/84	DETROIT	W	117-116	10-3		13-15	Salt Lake City	Dantley - 41	I. Thomas - 38	8,377
29	12/22/84	DALLAS	L	96-113	10-4		13-16	Salt Lake City	Dantley - 25	Aguiar - 28	8,014
30	12/26/84	KANSAS CITY	W	133-122	11-4		14-16	Salt Lake City	Dantley - 41	Thorpe - 28	8,790
31	12/28/84	PHILADELPHIA	L	111-114	11-5		14-17	Salt Lake City	Dantley - 31	Toney - 21	12,704
32	12/29/84	@ Dallas	W	99-97		4-12	15-17	Dallas	Dantley - 30	Aguiar - 27	17,007
33	1/1/85	INDIANA	L	117-119	11-6		15-18	Salt Lake City	Bailey - 34	Kellogg - 24	8,365
34	1/4/85	DENVER	W	118-108	12-6		16-18	Salt Lake City	Griffith - 24	C. Natt - 32	8,873
35	1/6/85	HOUSTON	W	121-92	13-6		17-18	Salt Lake City	Dantley - 28	Olajuwon - 29	7,013
36	1/7/85	@ L.A. Clippers	L	106-116		4-13	17-19	Los Angeles	Dantley - 22	M. Johnson - 20	7,577
37	1/10/85	@ L.A. Lakers	L	112-120		4-14	17-20	Los Angeles	Dantley - 34	Worthy - 28	14,547
38	1/12/85	@ Phoenix	L	94-109		4-15	17-21	Phoenix	Green/Griffith - 20	Nance - 24	13,297
39	1/15/85	@ San Antonio	L	101-121		4-16	17-22	San Antonio	Griffith - 22	Robertson - 27	6,886
40	1/16/85	WASHINGTON	L	101-103	13-7		17-23	Salt Lake City	Dantley - 22	G. Williams - 31	8,118
41	1/18/85	PORTLAND	W	127-122	14-7		18-23	Salt Lake City	Dantley - 42	Vandeweghe - 29	8,549
42	1/19/85	@ Houston	L	95-120		4-17	18-24	Houston	Griffith - 23	Olajuwon - 34	13,321
43	1/22/85	NEW JERSEY	W	102-99	15-7		19-24	Salt Lake City	Dantley - 35	Birdsong - 26	7,170
44	1/24/85	CLEVELAND	L	109-110	15-8		19-25	Salt Lake City	Dantley - 29	Free - 35	7,490
45	1/26/85	L.A. LAKERS	W	96-83	16-8		20-25	Salt Lake City	Dantley - 31	Jabbar/Johnson - 19	12,675
46	1/28/85	DENVER	L	100-104	16-9		20-26	Salt Lake City	Dantley - 28	English - 24	8,578
47	2/1/85	@ Dallas	W	121-109		5-17	21-26	Dallas	Griffith - 30	Aguiar - 38	17,007
48	2/2/85	SAN ANTONIO	W	105-104	17-9		22-26	Salt Lake City	Dantley - 20	Gervin - 33	11,963
49	2/5/85	@ Portland	L	106-126		5-18	22-27	Portland	Dantley - 22	M. Thompson - 21	12,666
50	2/7/85	@ Kansas City	W	114-96		6-18	23-27	Kansas City	Dantley - 34	Drew - 21	5,153
51	2/12/85	@ Golden State	W	122-110		7-18	24-28	Oakland	Dantley - 25	Short - 25	5,668
52	2/13/85	ATLANTA	L	88-94	17-10		24-29	Salt Lake City	Bailey - 20	D. Wilkins - 26	8,836
53	2/15/85	L.A. CLIPPERS	W	109-100	18-10		25-28	Salt Lake City	Griffith - 28	D. Smith - 25	8,256
54	2/18/85	BOSTON	L	94-110	18-11		25-29	Salt Lake City	Roberts - 22	Bird - 30	12,716
55	2/20/85	@ New Jersey	W*	110-104		8-18	26-29	East Rutherford, NJ	Green - 25	Birdsong - 23	9,911
56	2/22/85	@ Cleveland	W	102-98		9-18	27-29	Richfield, OH	Bailey - 27	Hubbard - 19	5,813
57	2/24/85	@ Philadelphia	L	108-117		9-19	27-30	Philadelphia	Griffith - 35	Erving - 31	16,011
58	2/26/85	@ Dallas	W	103-96		10-19	28-30	Dallas	Griffith - 31	Blackman - 23	16,778
59	2/27/85	MILWAUKEE	L	100-119	18-12		28-31	Salt Lake City	Griffith - 28	Cummings - 30	9,042
60	3/1/85	HOUSTON	L	115-119	18-13		28-32	Salt Lake City	Bailey - 24	Sampson - 29	15,298
61	3/3/85	@ Portland	L	93-121		10-20	28-33	Portland	Bailey - 20	Colter - 25	12,666
62	3/6/85	@ Houston	W	94-90		11-20	29-33	Houston	Griffith - 27	Olajuwon - 21	11,741
63	3/7/85	@ Detroit	W	122-114		12-20	30-33	Detroit	Griffith - 31	Triputka - 25	15,714
64	3/9/85	@ Chicago	W	111-105		13-20	31-33	Chicago	Griffith - 40	Woodridge - 35	12,288
65	3/12/85	@ L.A. Lakers	L	108-123		13-21	31-34	Los Angeles	Griffith - 24	Johnson/Scott - 18	17,505
66	3/13/85	L.A. LAKERS	L	105-120	18-14		31-35	Salt Lake City	Roberts - 24	Abdul-Jabbar - 27	10,158
67	3/15/85	KANSAS CITY	W	115-112	19-14		32-35	Salt Lake City	Griffith - 32	E. Johnson - 30	9,703
68	3/17/85	@ Kansas City	L	101-107		13-22	32-36	Kansas City	Dantley - 27	Thorpe - 25	3,737
69	3/18/85	GOLDEN STATE	W	136-125	20-14		33-36	Salt Lake City	Dantley - 35	Short - 27	8,274
70	3/20/85	@ L.A. Clippers	L	110-121		13-23	33-37	Los Angeles	Griffith - 32	M. Johnson - 32	8,360
71	3/22/85	@ Seattle	W	110-85		14-23	34-37	Seattle	Dantley - 27	McComick - 14	6,337
72	3/24/85	CHICAGO	W	110-92	21-14		35-37	Salt Lake City	Dantley - 29	Jordan - 26	8,953
73	3/26/85	@ Denver	L	89-104		14-24	35-38	Denver	Dantley/Wilkins - 16	English - 25	10,594
74	3/27/85	DALLAS	W	116-101	22-14		36-38	Salt Lake City	Griffith - 30	Aguiar - 33	9,025
75	3/29/85	SAN ANTONIO	W	114-109	23-14		37-38	Salt Lake City	Dantley - 27	Mitchell - 38	9,372
76	3/30/85	@ Houston	L	96-106		14-25	37-39	Houston	Bailey - 20	Sampson - 36	13,892
77	4/4/85	SEATTLE	L	118-119	23-15		37-40	Salt Lake City	Dantley - 34	Chambers - 34	9,250
78	4/6/85	PHOENIX	W	105-94	24-15		38-40	Salt Lake City	Dantley - 28	A. Adams - 28	9,476
79	4/9/85	L.A. CLIPPERS	W	123-104	25-15		39-40	Salt Lake City	Dantley - 34	D. Smith - 25	6,700
80	4/11/85	PORTLAND	W	145-107	26-15		40-40	Salt Lake City	Dantley - 23	Kersey - 19	10,453
81	4/12/85	@ Phoenix	L	92-96		14-26	40-41	Phoenix	Bailey - 20	Foster - 19	11,264
82	4/14/85	@ San Antonio	W	104-102		15-26	41-41	San Antonio	Bailey - 27	Mitchell - 31	7,828

* Denotes number of overtime periods

BOLD indicates home sellout

HISTORY

1985-86 UTAH JAZZ

RECORD: 42-40 (.512), 4th in Midwest Division

HEAD COACH: Frank Layden

HONORS:

- Mark Eaton, All-Defensive Second Team
- Frank Layden, Coach of the Month (December)
- Karl Malone, Player of the Week (3/15)
- Karl Malone, Player of the Week (1/3, 4/24)
- John Stockton, Player of the Week (2/21)
- Bobby Hansen, Player of the Week (3/6)

PLAYOFFS:

• Lost to Dallas (1-3) in First Round

DRAFT ADDITIONS:

- **1ST ROUND** 13TH PICK
Karl Malone (F), Louisiana Tech
- **2ND ROUND** 39TH PICK
Carey Scurry (F), Long Island
- **4TH ROUND** 83RD PICK
Delaney Rudd (G), Wake Forest



1985-86 NOTES:

- Darrell Griffith breaks the fifth metatarsal on his left foot during a pick-up game on 10/3 and misses the entire season.
- The Jazz retires jersey #7 in honor of "Pistol" Pete Maravich on 12/14/85.
- Utah finishes 42-40, marking only the second winning season in franchise history and third straight at .500 or better.
- The Jazz also qualifies for the playoffs for the third straight year.

1985-86 UTAH JAZZ FINAL STATISTICS

PLAYER	G	MIN	FIELD GOALS			3-PT. FGS.			FREE THROWS			REBOUNDS			ASSISTS			PF	DQ	STL	TO	BLK	PTS	AVERAGES		
			FGM	FGA	PCT	3FGM	3FGA	3PCT	FIM	FIA	PCT	OFF	DEF	TOT	AST	PPG	RPG							APG		
Dantley, Adrian	76	2744	818	1453	.563	1	11	.091	630	796	.791	178	217	395	264	206	2	64	231	4	2267	29.8	5.2	3.5		
Malone, Karl	81	2475	504	1016	.496	0	2	.000	195	405	.481	174	544	718	236	295	2	105	279	44	1203	14.9	8.9	2.9		
Bailey, Thurl	82	2358	483	1077	.448	0	7	.000	230	277	.830	148	345	493	153	160	0	42	144	114	1196	14.6	6.0	1.9		
Green, Ricky	80	2012	357	758	.471	5	29	.172	213	250	.852	32	103	135	411	130	0	106	132	6	932	11.7	1.7	5.1		
Hansen, Bobby	82	2032	299	628	.476	17	50	.340	95	132	.720	82	162	244	193	205	1	74	126	9	710	8.7	3.0	2.4		
Eaton, Mark	80	2551	277	589	.470	0	0	---	122	202	.604	172	503	675	101	282	5	33	157	369	676	8.5	8.4	1.3		
Stockton, John	82	1935	228	466	.489	2	15	.133	172	205	.839	33	146	179	610	227	2	157	168	10	630	7.7	2.2	7.4		
Scurry, Carey	78	1168	142	301	.472	1	11	.091	78	126	.619	97	145	242	85	171	2	78	96	66	363	4.7	3.1	1.1		
Williams, Jeff	48	604	96	240	.400	0	0	---	30	47	.638	40	105	145	28	86	0	3	32	11	222	4.6	3.0	0.6		
Mannion, Pace	57	673	97	214	.453	8	42	.190	53	82	.646	26	56	82	55	68	0	32	41	5	255	4.5	1.4	1.0		
Javaroni, Marc	26	345	36	81	.444	0	0	---	33	48	.688	21	56	77	29	54	0	10	21	3	105	4.0	3.0	1.1		
Roberts, Fred	58	469	74	167	.443	1	2	.500	67	87	.770	31	49	80	27	72	0	8	53	6	216	3.7	1.4	0.5		
Cook, Jeff	2	17	3	6	.500	0	0	---	1	1	1.000	2	3	5	0	1	0	0	3	0	7	3.5	2.5	0.0		
Hayes, Steve	58	397	39	87	.448	0	0	---	11	36	.306	32	45	77	7	81	0	5	16	19	89	1.5	1.3	0.1		
UTAH JAZZ	82	19780	3453	7083	.488	35	169	.207	1930	2694	.716	1068	2479	3547	2199	2038	14	717	1518	666	8871	108.2				
OPPONENTS	82	19780	3470	7339	.473	65	251	.259	1896	2483	.764	1208	2510	3718	1977	2221	35	752	1531	464	8901	108.5				

1985-86 GAME-BY-GAME BREAKDOWN

	W	L	VS. ATLANTIC	W	L	VS. CENTRAL	W	L	VS. MIDWEST	W	L	VS. PACIFIC	W	L
RECORD	42	40	Boston	0	2	Atlanta	2	0	Dallas	1	5	Golden State	3	2
Home	27	14	New Jersey	0	2	Chicago	1	1	Denver	3	3	LA. Clippers	2	3
Road	15	26	New York	2	0	Cleveland	2	0	Houston	3	3	LA. Lakers	0	5
October	1	2	Philadelphia	1	1	Detroit	1	1	Sacramento	4	2	Phoenix	4	1
November	10	6	Washington	1	1	Indiana	2	0	San Antonio	4	2	Portland	3	2
December	6	8				Milwaukee	0	2				Seattle	3	2
January	7	9												
February	6	5												
March	9	7												
April	3	3												
			VS. ATLANTIC	4	6	VS. CENTRAL VS. EAST	8	4	VS. MIDWEST	15	15	VS. PACIFIC VS. WEST	15	30

1985-86 UTAH JAZZ

1985-86 UTAH JAZZ (42-40, .512) 4TH IN MIDWEST DIVISION

GM	DATE	OPPONENT	W/L	SCORE	HOME	ROAD	TOTAL	SITE	UTA HIGH SCORER	OPP. HIGH SCORER	ATTEND.
1	10/25/85	HOUSTON	L	108-112	0-1		0-1	Salt Lake City	Dantley - 32	Olajuwon - 27	12,431
2	10/29/85	@ San Antonio	L	112-124		0-1	0-2	San Antonio	Dantley - 30	Robertson - 23	5,213
3	10/30/85	SAN ANTONIO	W	102-100	1-1		1-2	Salt Lake City	Dantley - 33	Gilmore/Mitchell - 20	5,213
4	11/1/85	PHOENIX	W	121-110	2-1		2-2	Salt Lake City	Dantley - 38	W. Davis - 29	9,376
5	11/2/85	@ Portland	L	108-128		0-2	2-3	Portland	Hansen - 20	Vandeweghe - 25	12,666
6	11/5/85	GOLDEN STATE	W	118-99	3-1		3-3	Salt Lake City	Dantley - 27	Carroll - 26	11,124
7	11/7/85	L.A. LAKERS	L	106-116	3-2		3-4	Salt Lake City	Dantley - 28	Worthy - 26	12,631
8	11/9/85	CLEVELAND	W	121-114	4-2		4-4	Salt Lake City	Dantley - 36	Hinson - 26	10,573
9	11/12/85	@ L.A. Lakers	L	110-119		0-3	4-5	Los Angeles	Dantley - 36	Abdul-Jabbar - 25	14,496
10	11/13/85	DALLAS	L	100-115	4-3		4-6	Salt Lake City	Dantley - 17	Blackman - 37	9,430
11	11/15/85	PORTLAND	W	133-118	5-3		5-6	Salt Lake City	Dantley - 41	M. Thompson - 20	11,935
12	11/16/85	@ Sacramento	W	100-96		1-3	6-6	Sacramento	Dantley - 36	Drew - 24	10,333
13	11/17/85	@ Boston	L*	106-115		1-4	6-7	Boston	Dantley - 32	Bird - 27	14,890
14	11/22/85	@ Cleveland	W	121-113		2-4	7-7	Richfield, OH	Dantley - 33	Turpin - 26	10,357
15	11/23/85	@ Atlanta	W	116-106		3-4	8-7	Atlanta	Dantley - 41	D. Wilkins - 31	6,115
16	11/25/85	@ Indiana	W	102-101		4-4	9-7	Indianapolis	Dantley - 25	Kellogg - 20	6,597
17	11/27/85	CHICAGO	W	114-96	6-3		10-7	Salt Lake City	Dantley - 38	Woodlridge - 22	11,920
18	11/29/85	DENVER	L	114-129	6-4		10-8	Salt Lake City	Dantley - 24	English - 32	12,589
19	11/30/85	@ Golden State	W	89-88		5-4	11-8	Oakland	Malone - 18	Carroll - 30	12,309
20	12/2/85	GOLDEN STATE	W	103-100	7-4		12-8	Salt Lake City	Malone - 17	Carroll - 22	9,376
21	12/4/85	L.A. LAKERS	L*	127-131	7-5		12-9	Salt Lake City	Dantley - 36	E. Johnson - 29	12,287
22	12/6/85	@ Phoenix	L	92-111		5-5	12-10	Phoenix	Dantley/Green - 18	Nance - 28	9,821
23	12/7/85	@ L.A. Clippers	W	131-91		6-5	13-10	Los Angeles	Dantley - 39	M. Thompson - 18	7,273
24	12/10/85	@ Houston	L	105-134		6-6	13-11	Houston	Dantley - 21	Olajuwon - 27	12,839
25	12/11/85	PORTLAND	W	119-111	8-5		14-11	Salt Lake City	Dantley - 36	Drexler - 19	10,037
26	12/14/85	HOUSTON	W	114-100	9-5		15-11	Salt Lake City	Dantley - 35	Olajuwon - 26	12,251
27	12/17/85	@ Washington	W	106-98		7-6	16-11	Landover, MD	Dantley - 30	McMillen - 18	4,981
28	12/18/85	@ New Jersey	L	98-113		7-7	16-12	East Rutherford, NJ	Dantley - 32	Birdsong - 24	9,049
29	12/20/85	@ Philadelphia	L	105-112		7-8	16-13	Philadelphia	Hansen - 25	M. Malone - 37	6,252
30	12/21/85	@ Chicago	L	104-117		7-9	16-14	Chicago	Dantley - 20	Gervin - 21	10,823
31	12/26/85	@ Houston	L	99-106		7-10	16-15	Houston	Dantley - 35	Lloyd/Olajuwon - 21	16,016
32	12/28/85	BOSTON	L	108-110	9-6		16-16	Salt Lake City	Dantley - 39	Bird/McHale - 24	12,702
33	12/30/85	SEATTLE	W	107-105	10-6		17-16	Salt Lake City	Dantley - 33	Wood - 27	12,650
34	1/3/86	@ L.A. Lakers	L	101-110		7-11	17-17	Los Angeles	Dantley - 25	Abdul-Jabbar - 25	17,505
35	1/4/86	@ Dallas	L	106-119		7-12	17-18	Dallas	Bailey - 19	Aguirre - 30	17,007
36	1/7/86	@ Seattle	L	84-91		7-13	17-19	Seattle	Malone - 25	Sikma - 19	6,529
37	1/9/86	WASHINGTON	L	89-95	10-7		17-20	Salt Lake City	Dantley - 32	J. Malone - 32	12,201
38	1/11/86	@ Denver	L	106-114		7-14	17-21	Denver	Malone - 24	English - 24	13,237
39	1/12/86	@ San Antonio	W	106-102		8-14	18-21	San Antonio	Bailey - 20	Mitchell - 22	6,510
40	1/14/86	@ Houston	W	105-102		9-14	19-21	Houston	Malone - 29	Lloyd - 28	16,016
41	1/15/86	@ Golden State	L	104-150		9-15	19-22	Oakland	Dantley/Green - 16	Teagle - 26	7,050
42	1/17/86	DALLAS	W	138-112	11-7		20-22	Salt Lake City	Dantley - 31	Blackman - 18	12,466
43	1/18/86	@ L.A. Clippers	L	97-131		9-16	20-23	Los Angeles	Dantley - 34	V. Maxwell - 27	7,059
44	1/21/86	DENVER	W*	117-114	12-7		21-23	Salt Lake City	Dantley - 27	English - 25	12,181
45	1/23/86	NEW JERSEY	L	106-106	12-8		21-24	Salt Lake City	Birdsong - 36	Birdsong/King - 19	12,199
46	1/25/86	L.A. CLIPPERS	W	130-90	13-8		22-24	Salt Lake City	Dantley - 24	Valentine - 17	11,557
47	1/27/86	MILWAUKEE	L	103-127	13-9		22-25	Salt Lake City	Dantley - 31	Moncrief - 32	11,325
48	1/29/86	PHILADELPHIA	W	107-86	14-9		23-25	Salt Lake City	Dantley - 30	M. Malone - 21	12,472
49	1/31/86	SACRAMENTO	W	113-101	15-9		24-25	Salt Lake City	Dantley - 33	Theus - 37	10,545
50	2/2/86	@ Dallas	L	97-100		9-17	24-26	Dallas	Dantley - 19	J. Vincent - 20	16,651
51	2/3/86	SAN ANTONIO	L	104-112	15-10		24-27	Salt Lake City	Green - 25	Gilmore - 26	10,537
52	2/6/86	NEW YORK	W	119-101	16-10		25-27	Salt Lake City	Dantley - 36	Banister/Tucker - 17	12,570
53	2/11/86	@ Seattle	L	92-105		9-18	25-28	Seattle	Dantley - 27	McComick/Sikma - 19	7,669
54	2/13/86	@ Milwaukee	L	106-113		9-19	25-29	Milwaukee	Dantley - 27	Pressey - 24	10,517
55	2/15/86	@ New York	W	104-97		10-19	26-29	New York City	Dantley/Malone - 24	G. Wilkins - 22	13,473
56	2/17/86	@ Detroit	L	96-117		10-20	26-30	Pontiac, MI	Dantley - 21	I. Thomas - 31	8,221
57	2/19/86	ATLANTA	W*	109-105	17-10		27-30	Salt Lake City	Dantley - 31	Scott Wittman - 23	12,654
58	2/22/86	PHOENIX	W	105-97	18-10		28-30	Salt Lake City	Dantley - 36	W. Davis - 22	12,534
59	2/25/86	HOUSTON	W	100-97	19-10		29-30	Salt Lake City	Dantley - 35	Sampson - 19	12,206
60	2/27/86	INDIANA	W	109-92	20-10		30-30	Salt Lake City	Dantley - 36	Stipanovich/Tisdale - 14	10,561
61	3/1/86	SACRAMENTO	W	110-94	21-10		31-30	Salt Lake City	Dantley - 25	Theus - 17	12,452
62	3/4/86	@ Sacramento	L	92-94		10-21	31-31	Sacramento	Dantley - 36	Theus - 19	10,333
63	3/5/86	@ L.A. Lakers	L	84-130		10-22	31-32	Los Angeles	Green - 19	McGee - 20	16,640
64	3/7/86	@ Phoenix	W	105-103		11-22	32-32	Phoenix	Dantley - 36	W. Davis - 24	12,788
65	3/8/86	@ Portland	L	90-104		11-23	32-33	Portland	Malone - 24	Vandeweghe - 21	12,666
66	3/12/86	GOLDEN STATE	L	111-118	21-11		32-34	Salt Lake City	Dantley - 30	Penis Short - 39	10,235
67	3/14/86	SAN ANTONIO	W	146-121	22-11		33-34	Salt Lake City	Dantley - 47	Mitchell - 34	12,219
68	3/15/86	@ Dallas	L	98-108		11-24	33-35	Dallas	Dantley - 33	R. Harper - 24	17,007
69	3/17/86	DETROIT	W	107-106	23-11		34-35	Salt Lake City	Dantley - 25	I. Thomas - 32	12,200
70	3/18/86	@ Seattle	W	107-104		12-24	35-35	Seattle	Dantley - 28	Chambers - 24	6,962
71	3/20/86	DALLAS	L	107-114	23-12		35-36	Salt Lake City	Dantley - 29	Blackman - 35	11,474
72	3/22/86	PHOENIX	W	119-109	24-12		36-36	Salt Lake City	Dantley - 38	W. Davis - 26	11,563
73	3/24/86	SEATTLE	W	116-108	25-12		37-36	Salt Lake City	Dantley - 32	Chambers - 21	11,610
74	3/26/86	DENVER	W	116-101	26-12		38-36	Salt Lake City	Dantley - 37	English - 27	11,935
75	3/28/86	@ Denver	L	120-128		12-25	38-37	Denver	Dantley - 35	English/Natt - 35	14,421
76	3/29/86	@ San Antonio	W	110-102		13-25	39-37	San Antonio	Dantley - 30	Mitchell - 26	7,020
77	4/1/86	L.A. CLIPPERS	L	109-113	26-13		39-38	Salt Lake City	Dantley - 42	Nixon - 30	12,281
78	4/2/86	@ L.A. Clippers	L	94-97		13-26	39-39	Los Angeles	Dantley - 29	Benjamin/Maxwell - 18	8,893
79	4/5/86	PORTLAND	W	114-103	27-13		40-39	Salt Lake City	Dantley - 33	Vandeweghe - 34	12,629
80	4/9/86	SACRAMENTO	L	108-113	27-14		40-40	Salt Lake City	Dantley - 45	M. Johnson - 26	12,230
81	4/10/86	@ Sacramento	W	119-108		14-26	41-40	Sacramento	Bailey - 22	L. Thompson - 24	10,333
82	4/12/86	@ Denver	W	117-99		15-26	42-40	Denver	Green - 27	Schayes - 20	15,209

* Denotes number of overtime periods

BOLD indicates home sellout

HISTORY

1986-87 UTAH JAZZ

RECORD: 44-38 (.537), 2nd in Midwest Division

HEAD COACH: Frank Layden

HONORS:

- Mark Eaton, All-Defensive Second Team
- Frank Layden, Coach of the Month (December)
- Karl Malone, Player of the Week (3/15)

PLAYOFFS:

• Lost to Golden State (2-3) in First Round

DRAFT ADDITIONS:

- 1ST ROUND 15TH PICK
Dell Curry (G), Virginia Tech



1986-87 NOTES:

- Larry H. Miller acquires the remaining 50 percent of the Jazz on 6/24, giving him sole ownership.
- Utah trades Adrian Dantley and two second-round picks to Detroit for Kelly Tripucka and Kent Benson on 8/21.
- Utah celebrates the franchise's 1,000th regular season game on 12/5.
- Pete Maravich is elected to the Basketball Hall of Fame.
- Utah finishes with its second straight winning season and fourth straight at .500 or better.
- The Jazz also qualifies for the playoffs for the fourth straight year.

1986-87 UTAH JAZZ FINAL STATISTICS

PLAYER	G	MIN	FIELD GOALS				3-PT. FGS.			FREE THROWS				REBOUNDS				AVERAGES			
			FGM	FGA	PCT	3FGM	3FGA	3PCT	FTM	FTA	PCT	OFF	DEF	TOT	AST	PF	DD	STL	TO	BLK	PTS
Malone, Karl	82	2857	728	1422	.512	0	7	.000	323	540	.598	278	577	855	158	323	6	104	237	60	1779
Griffith, Darrell	76	1843	463	1038	.446	67	200	.335	149	212	.703	81	146	227	129	167	0	97	135	29	1142
Bailey, Thurl	81	2155	463	1036	.447	0	2	.000	190	236	.805	145	287	432	102	150	0	38	123	88	1116
Tripucka, Kelly	79	1865	291	621	.469	19	52	.365	197	226	.872	54	188	242	243	147	0	85	167	11	798
Hansen, Bobby	72	1453	272	601	.453	16	45	.356	136	179	.760	84	119	203	102	146	0	44	77	6	696
Green, Ricky	81	2090	301	644	.467	7	19	.368	172	208	.827	38	125	163	541	108	0	110	133	2	781
Stockton, John	82	1858	231	463	.499	7	39	.179	179	229	.782	32	119	151	670	224	1	177	164	14	648
Eaton, Mark	79	2505	234	585	.400	0	0	---	140	213	.657	211	486	697	105	273	5	43	142	321	608
Scurry, Carey	69	753	123	247	.498	4	13	.308	94	134	.701	97	101	198	57	124	1	55	56	54	344
Curry, Dell	67	636	139	326	.426	17	60	.283	30	38	.789	30	48	78	58	86	0	27	44	4	325
Benson, Kent	73	895	140	316	.443	2	7	.286	47	58	.810	80	151	231	39	138	0	39	45	28	329
Javaroni, Marc	78	845	100	215	.465	0	4	.000	78	116	.672	64	109	173	36	154	0	16	56	11	278
UTAH JAZZ	82	19755	3485	7514	.464	139	448	.310	1735	2389	.726	1194	2456	3650	2240	2040	13	835	1403	628	8844
OPPONENTS	82	19755	3347	7338	.456	143	451	.317	1974	2564	.770	1310	2637	3947	2011	1992	22	718	1579	457	8811

1986-87 GAME-BY-GAME BREAKDOWN

	W	L	VS. ATLANTIC	W	L	VS. CENTRAL	W	L	VS. MIDWEST	W	L	VS. PACIFIC	W	L
RECORD	44	38	Boston	1	1	Atlanta	0	2	Dallas	3	3	Golden State	3	2
Home	31	10	New Jersey	1	1	Chicago	2	0	Denver	4	2	L.A. Clippers	3	2
Road	13	28	New York	1	1	Cleveland	2	0	Houston	3	3	L.A. Lakers	2	3
October	0	1	Philadelphia	1	1	Detroit	1	1	Sacramento	5	1	Phoenix	1	4
November	7	6	Washington	1	1	Indiana	1	1	San Antonio	4	2	Portland	2	3
December	12	3				Milwaukee	1	1				Seattle	2	3
January	6	8												
February	7	6												
March	8	8												
April	4	6												
			VS. ATLANTIC	5	5	VS. CENTRAL VS. EAST	7	5 12 10	VS. MIDWEST	19	11	VS. PACIFIC VS. WEST	13	17 32 28

1986-87 UTAH JAZZ

1986-87 UTAH JAZZ (44-38, .537) 2ND IN MIDWEST DIVISION

GM	DATE	OPPONENT	W/L	SCORE	HOME	ROAD	TOTAL	SITE	UTA HIGH SCORER	OPP. HIGH SCORER	ATTEND.
1	10/31/86	@ Dallas	L	77-103		0-1	0-1	Dallas	Malone - 12	Agurte - 18	16,692
2	11/1/86	PORTLAND	W	119-110	1-0		1-1	Salt Lake City	Bailey/Malone - 24	Bowie - 18	11,013
3	11/5/86	CLEVELAND	W	111-95	2-0		2-1	Salt Lake City	Griffith - 20	Turpin - 31	11,185
4	11/6/86	@ Denver	L	121-135		0-2	2-2	Denver	Malone - 19	English - 36	8,112
5	11/11/86	DALLAS	W	104-103	3-0		3-2	Salt Lake City	Malone - 23	Blackman - 23	10,516
6	11/13/86	L.A. CLIPPERS	W	130-113	4-0		4-2	Salt Lake City	Malone - 19	Woodson - 25	11,034
7	11/15/86	DENVER	W	111-103	5-0		5-2	Salt Lake City	Green - 22	Hanzlik - 27	12,212
8	11/16/86	@ Portland	L	103-124			5-3	Portland	Stockton - 16	Vandeweghe - 32	12,666
9	11/20/86	@ Houston	L	90-104		0-4	5-4	Houston	Griffith/Malone - 23	R. Reid - 20	16,016
10	11/22/86	NEW JERSEY	W	96-78	6-0		6-4	Salt Lake City	Hansen - 15	B. Williams - 18	11,732
11	11/25/86	@ Golden State	L	106-111		0-5	6-5	Oakland	Hansen - 26	E. Floyd - 25	7,594
12	11/26/86	SEATTLE	W	127-91	7-0		7-5	Salt Lake City	Malone - 23	Chambers - 22	10,512
13	11/28/86	ATLANTA	L	88-97	7-1		7-6	Salt Lake City	Malone - 21	D. Wilkins - 22	12,212
14	11/29/86	@ Dallas	L	107-118		0-6	7-7	Dallas	Malone - 23	Blackman - 26	17,007
15	12/3/86	CHICAGO	W	99-94	8-1		8-7	Salt Lake City	Malone - 24	Jordan - 45	12,212
16	12/5/86	NEW YORK	W	123-96	9-1		9-7	Salt Lake City	Griffith - 19	Cummings - 18	12,212
17	12/6/86	@ Sacramento	W	114-111		1-6	10-7	Griffith/Tripucka - 20	L. Thompson - 26	10,333	
18	12/10/86	@ Denver	W	112-110		2-6	11-7	Denver	Malone - 24	English - 33	9,479
19	12/11/86	DALLAS	W	103-99	10-1		12-7	Salt Lake City	Tripucka - 18	Agurte - 32	12,212
20	12/13/86	L.A. CLIPPERS	W	115-100	11-1		13-7	Salt Lake City	Griffith - 21	Woodson - 18	11,131
21	12/16/86	@ Washington	W	109-106		3-6	14-7	Landover, MD	Griffith - 27	M. Malone - 38	6,239
22	12/17/86	@ Detroit	L	107-122		3-7	14-8	Pontiac, MI	Malone - 27	Dantley/Thomas - 20	12,898
23	12/19/86	@ Cleveland	W**	134-128		4-7	15-8	Richfield, OH	Griffith - 28	R. Harper - 29	6,754
24	12/20/86	@ Chicago	W	91-89		5-7	16-8	Chicago	Malone - 17	Jordan - 27	11,493
25	12/22/86	@ Philadelphia	W	114-111		6-7	17-8	Philadelphia	Hansen - 25	Barkey - 23	10,127
26	12/23/86	@ New Jersey	L	96-119		6-8	17-9	East Rutherford, NJ	Malone - 18	T. Brown - 25	9,871
27	12/27/86	HOUSTON	W	103-96	12-1		18-9	Salt Lake City	Bailey/Hansen - 17	Lloyd - 26	12,212
28	12/29/86	SAN ANTONIO	W	109-101	13-1		19-9	Salt Lake City	Hansen - 18	J. Dawkins - 19	12,212
29	12/30/86	@ San Antonio	L	108-115		6-9	19-10	San Antonio	Malone - 23	M. Thompson - 29	6,465
30	1/2/87	PHILADELPHIA	L	99-104	13-2		19-11	Salt Lake City	Bailey - 18	Barkey - 30	12,212
31	1/4/87	@ L.A. Lakers	L	113-121		6-10	19-12	Los Angeles	Malone - 35	E. Johnson - 26	17,505
32	1/8/87	L.A. LAKERS	W	107-101	14-2		20-12	Salt Lake City	Bailey - 29	E. Johnson - 25	12,212
33	1/10/87	INDIANA	W	105-96	15-2		21-12	Salt Lake City	Malone - 22	Person/Tisdale - 20	12,212
34	1/11/87	@ Seattle	L	111-127		6-11	21-13	Seattle	Malone - 23	Chambers - 31	7,594
35	1/13/87	@ Portland	L	113-121		6-12	21-14	Portland	Malone - 38	S. Johnson - 25	12,666
36	1/15/87	@ Phoenix	L	107-123		6-13	21-15	Phoenix	Malone - 27	W. Davis - 45	10,712
37	1/17/87	@ San Antonio	L	91-102		6-14	21-16	San Antonio	Bailey - 20	Robertson - 27	6,071
38	1/21/87	DETROIT	W	112-108	16-2		22-16	Salt Lake City	Malone - 23	I. Thomas - 30	12,212
39	1/23/87	GOLDEN STATE	W	123-100	17-2		23-16	Salt Lake City	Griffith - 25	Carroll - 22	12,212
40	1/26/87	SEATTLE	L	95-108	17-3		23-17	Salt Lake City	Griffith - 17	D. Ellis - 34	12,212
41	1/27/87	@ Houston	W	92-88		7-14	24-17	Houston	Malone - 24	Olajuwon - 32	16,016
42	1/29/87	PORTLAND	W	120-114	18-3		25-17	Salt Lake City	Malone - 21	Vandeweghe - 33	12,212
43	1/31/87	L.A. CLIPPERS	L*	113-114	18-4		25-18	Salt Lake City	Griffith - 25	Dailey - 28	12,212
44	2/1/87	@ Sacramento	W	121-113		8-14	26-18	Sacramento	Green - 24	E. Johnson - 29	10,333
45	2/3/87	SACRAMENTO	W	101-95	19-4		27-18	Salt Lake City	Bailey - 25	Theus - 26	11,826
46	2/5/87	@ L.A. Clippers	W	126-103		9-14	28-18	Los Angeles	Malone - 27	Woodson - 19	6,314
47	2/10/87	PHOENIX	L	98-102	19-5		28-19	Salt Lake City	Malone - 26	Nance - 30	12,212
48	2/13/87	@ Phoenix	L	98-105		9-15	28-20	Phoenix	Malone - 28	Nance - 26	12,375
49	2/14/87	SAN ANTONIO	W	108-95	20-5		29-20	Salt Lake City	Malone - 21	W. Berry - 18	12,212
50	2/16/87	BOSTON	W	109-89	21-5		30-20	Salt Lake City	Malone - 25	Bird - 26	12,212
51	2/18/87	MILWAUKEE	L	109-113	21-6		30-21	Salt Lake City	Malone - 26	Cummings - 35	12,212
52	2/20/87	WASHINGTON	L	113-118	21-7		30-22	Salt Lake City	Malone - 36	M. Malone - 35	12,212
53	2/21/87	@ Houston	L	81-94		9-16	30-23	Houston	Bailey/Benson - 15	Olajuwon - 28	16,279
54	2/24/87	SEATTLE	W	133-103	22-7		31-23	Salt Lake City	Malone - 38	D. Ellis - 26	12,212
55	2/26/87	HOUSTON	L	84-85	22-8		31-24	Salt Lake City	Malone - 22	R. Reid - 19	12,212
56	2/28/87	L.A. LAKERS	W	107-100	23-8		32-24	Salt Lake City	Malone - 24	E. Johnson - 24	12,212
57	3/3/87	@ New York	L	86-99		9-17	32-25	New York City	Malone - 26	Ewing/Wilkins - 20	8,916
58	3/4/87	@ Boston	L	105-123		9-18	32-26	Boston	Malone - 20	McHale - 33	14,890
59	3/6/87	@ Milwaukee	W	124-123		10-18	33-26	Milwaukee	Malone - 34	Sikma - 20	11,052
60	3/7/87	@ Atlanta	L	97-122		10-19	33-27	Atlanta	Malone - 25	Wilks - 34	13,885
61	3/9/87	@ Indiana	L	102-107		10-20	33-28	Indianapolis	Griffith - 27	Long - 42	8,364
62	3/11/87	@ Denver	L	116-122		10-21	33-29	Denver	Malone - 33	D. Walker - 39	12,250
63	3/12/87	@ Sacramento	W	113-109	24-8		34-29	Sacramento	Malone - 37	E. Johnson - 36	10,333
64	3/14/87	SACRAMENTO	W	123-116	24-8		35-29	Salt Lake City	Malone - 29	Theus - 29	12,212
65	3/17/87	GOLDEN STATE	W	118-103	25-8		36-29	Salt Lake City	Griffith - 26	Mullin - 24	11,649
66	3/18/87	@ L.A. Lakers	L	97-111		11-22	36-30	Los Angeles	Malone - 27	E. Johnson - 27	17,505
67	3/21/87	HOUSTON	W	125-108	26-8		37-30	Salt Lake City	Malone - 35	Olajuwon - 20	12,212
68	3/23/87	DENVER	W	122-118	27-8		38-30	Salt Lake City	Malone - 33	D. Walker - 39	12,212
69	3/25/87	@ L.A. Clippers	L	101-111		11-23	38-31	Los Angeles	Bailey - 24	Woodson - 28	6,707
70	3/27/87	SAN ANTONIO	W	144-133	28-8		39-31	Salt Lake City	Malone/Griffith - 29	Nealy - 23	12,212
71	3/28/87	@ Golden State	L	110-116		11-24	39-32	Oakland	Malone - 25	Mullin - 25	12,208
72	3/31/87	PHOENIX	W	110-95	29-8		40-32	Salt Lake City	Griffith - 27	W. Davis - 23	12,212
73	4/1/87	@ San Antonio	W	107-104		12-24	41-32	San Antonio	Malone - 26	Berry/Gilmore - 21	7,745
74	4/3/87	@ Phoenix	L	98-112		12-25	41-33	Phoenix	Malone - 34	Nance - 28	10,326
75	4/4/87	@ Dallas	L	107-121		12-26	41-34	Dallas	Scurry - 20	Agurte - 28	17,007
76	4/6/87	SACRAMENTO	L	104-110	29-9		41-35	Salt Lake City	Tripucka - 19	Thorp - 24	12,212
77	4/8/87	DALLAS	W	103-90	30-9		42-35	Salt Lake City	Malone - 26	Blackman - 22	12,212
78	4/10/87	DENVER	W	106-103	31-9		43-35	Salt Lake City	Griffith - 20	English - 31	12,212
79	4/12/87	@ Golden State	W	109-107		13-26	44-35	Oakland	Malone - 25	Carroll - 24	7,992
80	4/14/87	@ Seattle	L	102-103		13-27	44-36	Seattle	Bailey - 20	Chambers - 30	7,178
81	4/16/87	L.A. LAKERS	L	97-110	31-10		44-37	Salt Lake City	Malone - 24	E. Johnson - 31	12,212
82	4/17/87	@ Portland	L	101-111		13-28	44-38	Portland	Malone - 22	Drexler - 29	12,666

* Denotes number of overtime periods

BOLD indicates home sellout

HISTORY

1987-88 UTAH JAZZ

RECORD: 47-35 (.573), 3rd in Midwest Division

HEAD COACH: Frank Layden

HONORS:

- Karl Malone, All-NBA Second Team
- John Stockton, All-NBA Second Team
- John Stockton, Allstate Good Hands Award
- Mark Eaton, All-Defensive Second Team
- Karl Malone, All-Defensive Second Team
- Karl Malone, NBA All-Star
- John Stockton, Player of the Month (February)
- Karl Malone, Player of the Month (March)

HONORS, CONT.

- Karl Malone, Player of the Week (1/3, 4/24)
- John Stockton, Player of the Week (2/21)
- Bobby Hansen, Player of the Week (3/6)



PLAYOFFS:

- Defeated Portland (3-1) in First Round
- Lost to L.A. Lakers (3-4) in Conference Semifinals

DRAFT ADDITIONS:

- 1ST ROUND** 15TH PICK
José Ortiz (F), Oregon State
- 5TH ROUND** 107TH PICK
Bart Kofoed (G), Kearney State

1987-88 NOTES:

- First-round pick José Ortiz elects to play the season in Spain in order to maintain his amateur status so he can play for his native Puerto Rico in the 1988 Summer Olympics. He would join the Jazz in 1988-89.
- The Jazz obtains Darryl Dawkins and Mel Turpin in a three-team deal that sends Dell Curry and Kent Benson to Cleveland on 10/8/87.
- Former Jazz star Pete Maravich dies on 1/5/88 at the age of 40 after suffering a heart attack.
- Rickey Green scores the NBA's five-millionth point when he hits a three-pointer at the Salt Palace vs. the Cleveland Cavaliers on 1/25/88.
- The 47-35 record marks the Jazz's best ever to that point.
- The Jazz sell out 39 of 41 regular-season home games.
- John Stockton breaks the NBA all-time single-season assist mark as he dishes out 1,128 assists (besting 1,123 by Isiah Thomas).
- Mark Eaton leads the NBA in blocks for a record-tying fourth time in five years (3.71 bpg).
- Utah finishes with its third straight winning season and fifth straight at .500 or better.
- The Jazz also qualifies for the playoffs for the fifth straight year.

1987-88 UTAH JAZZ FINAL STATISTICS

PLAYER	FIELD GOALS					3-PT. FGS.			FREE THROWS			REBOUNDS					AVERAGES							
	G	MIN	FGM	FGA	PCT	3FGM	3FGA	3PCT	FIM	FIA	PCT	OFF	DEF	TOT	AST	PF	DQ	STL	TO	BLK	PTS	PPG	RPG	APG
Malone, Karl	82	3198	858	1650	.520	0	5	.000	562	789	.700	277	709	986	199	296	2	117	325	50	2268	27.7	12.0	2.4
Bailey, Thurl	82	2804	633	1286	.492	1	3	.333	337	408	.826	134	397	531	158	186	1	49	190	125	1604	19.6	6.5	1.9
Stockton, John	82	2842	454	791	.574	24	67	.358	272	324	.840	54	183	237	1128	247	5	242	262	16	1204	14.7	2.9	13.8
Griffith, Darrell	52	1052	251	585	.429	28	102	.275	59	92	.641	36	91	127	91	102	0	52	67	5	589	11.3	2.4	1.8
Hansen, Bobby	81	1796	316	611	.517	32	97	.330	113	152	.743	64	123	187	175	193	2	65	91	5	777	9.6	2.3	2.2
Trippucka, Kelly	49	976	139	303	.459	31	74	.419	59	68	.868	30	87	117	105	68	1	34	68	4	368	7.5	2.4	2.1
Eaton, Mark	82	2731	226	541	.418	0	0	---	119	191	.623	230	487	717	55	320	8	41	131	304	571	7.0	8.7	0.7
Turpin, Mel	79	1011	199	389	.512	1	3	.333	71	98	.724	88	148	236	32	157	2	26	71	68	470	5.9	3.0	0.4
Green, Rickey	81	1116	157	370	.424	4	19	.211	75	83	.904	14	66	80	300	83	0	57	94	1	393	4.9	1.0	3.7
Sourry, Carey	29	447	54	116	.466	3	8	.375	27	39	.692	29	52	81	49	78	0	47	41	22	138	4.8	2.8	1.7
Iacaroni, Marc	81	1238	143	308	.464	0	2	.000	78	99	.788	94	174	268	67	162	1	23	83	25	364	4.5	3.3	0.8
Roth, Scott	26	201	30	74	.405	2	11	.182	22	30	.733	7	21	28	16	37	0	12	11	0	84	3.2	1.1	0.6
Hughes, Eddie	11	42	5	13	.385	1	6	.167	6	6	1.000	3	1	4	8	5	0	6	0	17	1.5	0.4	0.7	
Dawkins, Darryl	4	26	1	7	.143	0	0	---	4	12	.333	2	3	5	1	10	0	4	1	6	1.5	1.3	0.3	
Kofoed, Bart	36	225	18	48	.375	2	7	.286	8	13	.615	4	11	15	23	42	0	6	18	1	46	1.3	0.4	0.6
UTAH JAZZ	82	19705	3484	7092	.491	129	404	.319	1802	2404	.750	1066	2553	3619	2407	1986	22	771	1481	627	8899	108.5		
OPPONENTS	82	19705	3273	7283	.449	146	464	.315	1905	2475	.770	1277	2444	3721	1991	2013	16	771	1467	472	8597	104.8		

1987-88 GAME-BY-GAME BREAKDOWN

	W	L	VS. ATLANTIC	W	L	VS. CENTRAL	W	L	VS. MIDWEST	W	L	VS. PACIFIC	W	L
RECORD	47	35	Boston	0	2	Atlanta	1	1	Dallas	3	3	Golden State	4	1
Home	33	8	New Jersey	1	1	Chicago	0	2	Denver	4	2	L.A. Clippers	4	1
Road	14	27	New York	1	1	Cleveland	2	0	Houston	3	3	L.A. Lakers	1	4
November	7	6	Philadelphia	0	2	Detroit	0	2	Sacramento	5	1	Phoenix	3	2
December	7	8	Washington	2	0	Indiana	1	1	San Antonio	3	3	Portland	4	1
January	5	8				Milwaukee	1	1				Seattle	4	1
February	9	4												
March	11	5												
April	8	4												
			VS. ATLANTIC	4	6	VS. CENTRAL	5	7	VS. MIDWEST	18	12	VS. PACIFIC	20	10
					VS. EAST	9	13					VS. WEST	38	22

1987-88 UTAH JAZZ

1987-88 UTAH JAZZ (47-35, .573) 3RD IN MIDWEST DIVISION

GM	DATE	OPPONENT	W/L	SCORE	HOME	ROAD	TOTAL	SITE	UTA HIGH SCORER	OPP. HIGH SCORER	ATTEND.
1	11/6/87	@ Dallas	L	93-95		0-1	0-1	Dallas	Malone - 25	Aguiar - 31	17,002
2	11/7/87	SACRAMENTO	W	121-100	1-0		1-1	Salt Lake City	Malone - 22	Theus - 28	12,212
3	11/10/87	@ L.A. Clippers	L	88-100		0-2	1-2	Los Angeles	Malone - 24	Woodson - 23	6,104
4	11/11/87	DALLAS	W	121-92	2-0		2-2	Salt Lake City	Malone - 32	Aguiar - 21	12,212
5	11/13/87	PHOENIX	W	109-92	3-0		3-2	Salt Lake City	Malone - 23	W. Davis - 25	12,212
6	11/14/87	@ Houston	L	93-101		0-3	3-3	Houston	Malone - 32	Olajuwon - 19	16,611
7	11/17/87	DENVER	W	120-110	4-0		4-3	Salt Lake City	Malone - 25	Lever - 18	11,461
8	11/18/87	@ Phoenix	L	80-90		0-4	4-4	Phoenix	Malone - 20	W. Davis - 34	8,908
9	11/20/87	INDIANA	W	112-81	5-0		5-4	Salt Lake City	Malone - 30	Person - 19	12,212
10	11/21/87	@ San Antonio	L	119-120		0-5	5-5	San Antonio	Griffith - 32	W. Berry - 22	7,435
11	11/24/87	WASHINGTON	W	100-83	6-0		6-5	Salt Lake City	Malone - 22	M. Malone - 17	12,212
12	11/27/87	HOUSTON	W	118-96	7-0		7-5	Salt Lake City	Malone - 35	Sampson - 19	12,212
13	11/30/87	PHILADELPHIA	L	100-106	7-1		7-6	Salt Lake City	Bailey - 21	Barkley - 43	12,212
14	12/2/87	CHICAGO	L	101-105	7-2		7-7	Salt Lake City	Malone - 22	Jordan - 47	12,212
15	12/4/87	NEW YORK	W	104-92	8-2		8-7	Salt Lake City	Bailey - 31	Ewing - 26	12,212
16	12/5/87	@ Sacramento	W	126-117		1-5	9-7	Sacramento	Bailey - 26	Theus - 33	10,333
17	12/8/87	@ San Antonio	L	100-105		1-6	9-8	San Antonio	Malone - 27	Brickowski - 27	5,263
18	12/10/87	@ Houston	L	93-98		1-7	9-9	Houston	Malone - 21	Leavell - 20	16,611
19	12/12/87	GOLDEN STATE	W	127-93	9-2		10-9	Salt Lake City	Turpin - 22	Teagle - 22	12,212
20	12/14/87	SEATTLE	W	116-95	10-2		11-9	Salt Lake City	Bailey - 29	D. Ellis - 29	12,212
21	12/16/87	@ Boston	L	111-121		1-8	11-10	Boston	Malone - 31	Bird - 38	14,890
22	12/18/87	@ Indiana	L	97-121		1-9	11-11	Indianapolis	Malone - 20	Person - 22	10,613
23	12/19/87	@ Atlanta	L*	124-130		1-10	11-12	Atlanta	Griffith - 32	D. Wilkins - 46	12,215
24	12/21/87	@ New Jersey	L	95-106		1-11	11-13	East Rutherford, NJ	Bailey - 26	Gminski - 23	7,651
25	12/23/87	@ Cleveland	W	91-83		2-11	12-13	Richfield, OH	Malone - 26	M. Price - 26	9,202
26	12/26/87	L.A. LAKERS	L	109-117	10-3		12-14	Salt Lake City	Malone - 26	B. Scott - 26	12,212
27	12/29/87	@ Denver	W	98-97		3-11	13-14	Denver	Malone - 37	Schayes - 27	10,621
28	12/30/87	GOLDEN STATE	W	104-103	11-3		14-14	Salt Lake City	Malone - 32	Sampson - 19	12,212
29	1/2/88	@ Sacramento	L	105-107		3-12	14-15	Sacramento	Malone - 26	Theus - 36	10,333
30	1/4/88	BOSTON	L	99-107	11-4		14-16	Salt Lake City	Malone - 25	Bird - 28	12,212
31	1/6/88	@ Philadelphia	L	93-116		3-13	14-17	Philadelphia	Stockton - 14	C. Robinson - 25	10,486
32	1/8/88	@ Milwaukee	W	111-107		4-13	15-17	Milwaukee	Malone - 29	Sikma - 24	11,052
33	1/9/88	@ Chicago	L	91-113		4-14	15-18	Chicago	Malone - 25	Jordan - 45	17,877
34	1/13/88	PORTLAND	W	116-104	12-4		16-18	Salt Lake City	Malone - 31	S. Johnson - 22	12,212
35	1/15/88	@ Seattle	L	105-124		4-15	16-19	Seattle	Malone - 28	D. Ellis - 39	10,418
36	1/20/88	DETROIT	L	117-120	12-5		16-20	Salt Lake City	Malone - 39	Dantley/Thomas - 28	12,212
37	1/22/88	SAN ANTONIO	W	119-106	13-5		17-20	Salt Lake City	Malone - 28	L. Wood - 24	12,212
38	1/25/88	CLEVELAND	W	119-96	14-5		18-20	Salt Lake City	Malone - 26	three players - 14	12,212
39	1/26/88	@ L.A. Lakers	L	100-111		4-16	18-21	Los Angeles	Malone/Stockton - 18	E. Johnson - 22	17,505
40	1/29/88	@ Golden State	L	100-102		4-17	18-22	Oakland	Malone - 29	Teagle - 17	11,124
41	1/30/88	ATLANTA	W	115-109	15-5		19-22	Salt Lake City	Bailey - 33	D. Wilkins - 35	12,212
42	2/1/88	SEATTLE	W	105-100	16-5		20-22	Salt Lake City	Bailey - 32	D. Ellis - 40	12,212
43	2/3/88	SACRAMENTO	W	123-91	17-5		21-22	Salt Lake City	Malone - 25	Theus - 21	12,212
44	2/4/88	@ Portland	W	126-123		5-17	22-22	Portland	Malone - 41	Duckworth - 28	12,666
45	2/9/88	@ Dallas	L	93-124		5-18	22-23	Dallas	Malone - 18	D. Harper - 21	17,007
46	2/10/88	DALLAS	W	93-80	18-5		23-23	Salt Lake City	Bailey - 24	Blackman - 18	12,444
47	2/14/88	@ Denver	L	93-107		5-19	23-24	Denver	Malone - 31	English - 25	9,971
48	2/15/88	PORTLAND	W	112-94	19-5		24-24	Salt Lake City	Bailey - 32	Duckworth - 31	12,444
49	2/17/88	PHOENIX	W	108-103	20-5		25-24	Salt Lake City	Malone - 29	J. Humphries - 23	12,444
50	2/19/88	@ L.A. Clippers	W	98-88		6-19	26-24	Los Angeles	Griffith - 24	M. Cage - 23	8,208
51	2/20/88	L.A. CLIPPERS	W	120-103	21-5		27-24	Salt Lake City	Malone - 32	Woodson - 35	12,444
52	2/24/88	DENVER	L	120-123	21-6		27-25	Salt Lake City	Malone - 38	English/Rasmussen - 35	12,444
53	2/26/88	@ L.A. Lakers	L	105-112		6-20	27-26	Los Angeles	Malone - 28	E. Johnson - 27	17,505
54	2/29/88	@ Sacramento	W	115-110		7-20	28-26	Sacramento	Malone - 41	Theus - 22	10,333
55	3/1/88	HOUSTON	W	113-112	22-6		29-26	Salt Lake City	Malone - 34	Olajuwon - 27	12,444
56	3/4/88	@ Seattle	W	125-110		8-20	30-26	Seattle	Hansen - 28	Chambers - 29	11,268
57	3/5/88	SAN ANTONIO	W	125-106	23-6		31-26	Salt Lake City	Malone - 38	Mitchell - 23	12,444
58	3/7/88	NEW JERSEY	W	105-81	24-6		32-26	Salt Lake City	Bailey/Malone - 21	McComick - 25	12,444
59	3/9/88	@ Detroit	L	98-103		8-21	32-27	Pontiac, MI	Malone - 26	Laimbeer - 27	20,623
60	3/11/88	@ Washington	W	109-107		9-21	33-27	Landover, MD	Malone - 34	J. Malone - 31	10,775
61	3/12/88	@ New York	L	105-108		9-22	33-28	New York City	Malone - 31	G. Wilkins - 22	13,964
62	3/14/88	@ Denver	W	116-115		10-22	34-28	Denver	Bailey - 41	English - 27	10,172
63	3/16/88	DALLAS	W	120-105	25-6		35-28	Salt Lake City	Malone - 29	Aguiar - 29	12,444
64	3/18/88	DENVER	W	118-111	26-6		36-28	Salt Lake City	Malone - 30	Adams - 22	12,444
65	3/19/88	@ San Antonio	L	110-113		10-23	36-29	San Antonio	Malone - 34	Nimphius - 25	6,351
66	3/22/88	PHOENIX	W	103-96	27-6		37-29	Salt Lake City	Malone - 28	K. Johnson - 27	12,444
67	3/24/88	SACRAMENTO	W	117-97	28-6		38-29	Salt Lake City	Bailey - 38	K. Smith - 22	12,064
68	3/26/88	MILWAUKEE	L	105-107	28-7		38-30	Salt Lake City	Malone - 33	Cummings - 24	12,444
69	3/29/88	@ L.A. Lakers	L	111-122		10-24	38-31	Los Angeles	Malone - 25	Worthy - 31	17,505
70	3/31/88	GOLDEN STATE	W	115-92	29-7		39-31	Salt Lake City	Malone - 25	Mullin - 31	12,444
71	4/2/88	L.A. LAKERS	W	106-92	30-7		40-31	Salt Lake City	Bailey - 33	B. Scott - 23	12,444
72	4/5/88	@ Phoenix	L	106-111		10-25	40-32	Phoenix	Bailey/Malone - 25	Gilliam - 17	9,829
73	4/7/88	@ Houston	L	107-113		10-26	40-33	Houston	Malone - 33	Olajuwon - 22	16,611
74	4/8/88	@ Dallas	L	95-118		10-27	40-34	Dallas	Stockton - 15	Blackman - 21	17,007
75	4/11/88	@ Golden State	W	113-102		11-27	41-34	Oakland	Malone - 26	Mullin - 23	9,168
76	4/12/88	L.A. CLIPPERS	W	100-93	31-7		42-34	Salt Lake City	Malone - 39	Dailey - 21	12,444
77	4/14/88	PORTLAND	L	123-128	31-8		42-35	Salt Lake City	Malone - 39	Drexler - 42	12,444
78	4/16/88	SAN ANTONIO	W	107-82	32-8		43-35	Salt Lake City	Malone - 38	Mitchell/Nimphius - 14	12,444
79	4/19/88	@ Portland	W	129-122		12-27	44-35	Portland	Malone - 38	Drexler - 35	12,666
80	4/20/88	@ L.A. Clippers	W	112-106		13-27	45-35	Los Angeles	Malone - 33	Woodson - 24	6,132
81	4/22/88	@ Seattle	W	110-109		14-27	46-35	Seattle	Malone - 41	D. Ellis - 20	14,250
82	4/23/88	HOUSTON	W	125-107	33-8		47-35	Salt Lake City	Malone - 31	Carroll - 24	12,444

* Denotes number of overtime periods

BOLD indicates home sellout

HISTORY

1988-89 UTAH JAZZ

RECORD: 51-31 (.622), Midwest Division Champions

HEAD COACH: Frank Layden/Jerry Sloan

HONORS:

- Karl Malone, All-NBA First Team
- John Stockton, All-NBA Second Team
- Mark Eaton, Defensive Player of the Year
- Mark Eaton, All-Defensive First Team
- John Stockton, All-Defensive Second Team
- John Stockton, Allstate Good Hands Award
- Thurl Bailey, Citizenship Award
- Karl Malone, NBA All-Star (MVP)
- Mark Eaton, NBA All-Star
- John Stockton, NBA All-Star
- Karl Malone, Player of the Week (4/16)

PLAYOFFS:

• Lost to Golden State (0-3) in First Round

DRAFT ADDITIONS:

- 1ST ROUND 17TH PICK
- Eric Leckner (C), Wyoming



1988-89 NOTES:

- Rickey Green is selected by the Charlotte Hornets in the 1988 Expansion Draft and the Jazz trade Kelly Tripucka to Charlotte for forward Mike Brown on 6/23/88.
- The Jazz signs 1987 first-round pick José Ortiz following a season in Spain and his participation in the 1988 Olympics.
- On 12/9/88, Frank Layden (11-6) resigns as head coach 17 games into the season, becoming team president.
- Jerry Sloan, a Layden assistant and former All-Star player is named head coach, finishing 40-25.
- John Stockton leads the NBA in both assists and steals.
- Karl Malone finishes third in MVP voting.
- The Jazz finishes 51-31, the best record and most road wins (17) in franchise history to that point.
- The Jazz wins its second division title.
- Utah finishes with its fourth straight winning season and sixth straight at .500 or better.

1988-89 UTAH JAZZ FINAL STATISTICS

PLAYER	FIELD GOALS					3-PT. FGS.			FREE THROWS			REBOUNDS			AVERAGES									
	G	MIN	FGM	FGA	PCT	3FGM	3FGA	3PCT	FTM	FIA	PCT	OFF	DEF	TOT	AST	PF	DO	STL	TO	BLK	PIS	PPG	RPG	APG
Malone, Karl	80	3126	809	1559	.519	5	16	.313	703	918	.766	259	594	853	219	286	3	144	285	70	2326	29.1	10.7	2.7
Bailey, Thurl	82	2777	615	1272	.483	2	5	.400	363	440	.825	115	332	447	138	185	0	48	208	91	1595	19.5	5.5	1.7
Stockton, John	82	3171	497	923	.538	16	66	.242	390	452	.863	83	165	248	1118	241	3	263	308	14	1400	17.1	3.0	13.6
Griffith, Darrell	82	2382	466	1045	.446	61	196	.311	142	182	.780	77	253	330	130	175	0	86	141	22	1135	13.8	4.0	1.6
Hansen, Bobby	46	964	140	300	.467	19	54	.352	42	75	.560	29	99	128	50	105	0	37	43	6	341	7.4	2.8	1.1
Eaton, Mark	82	2914	188	407	.462	0	0	---	132	200	.660	227	616	843	83	290	6	40	142	315	508	6.2	10.3	1.0
Brown, Mike	66	1051	104	248	.419	0	0	---	92	130	.708	92	166	258	41	133	0	25	77	17	300	4.5	3.9	0.6
Leckner, Eric	75	779	120	220	.545	0	0	---	79	113	.699	48	151	199	16	174	1	8	69	22	319	4.3	2.7	0.2
Fanner, Jim	37	412	57	142	.401	9	20	.450	29	41	.707	22	33	55	28	41	0	9	26	0	152	4.1	1.5	0.8
Ortiz, Jose	51	327	55	125	.440	0	1	.000	31	52	.596	30	28	58	11	40	0	8	36	7	141	2.8	1.1	0.2
Iavaroni, Marc	77	796	72	163	.442	0	1	.000	36	44	.818	41	91	132	32	99	0	11	52	13	180	2.3	1.7	0.4
Les, Jim	82	781	40	133	.301	1	14	.071	57	73	.781	23	64	87	215	88	0	27	88	5	138	1.7	1.1	2.6
Niifoed, Bart	19	176	12	33	.364	0	1	.000	6	11	.545	4	7	11	20	22	0	9	13	0	30	1.6	0.6	1.1
Roth, Scott	16	72	7	24	.292	1	6	.167	8	11	.727	0	8	8	7	14	0	5	7	1	23	1.4	0.5	0.4
White, Eric	1	2	0	1	.000	0	0	---	0	0	---	0	0	0	0	1	0	0	0	0	0	0.0	0.0	0.0
UTAH JAZZ	82	19730	3182	6595	.482	114	380	.300	2110	2742	.770	1050	2607	3657	2108	1894	13	720	1532	583	8588	104.7		
OPPONENTS	82	19730	3113	7170	.434	185	606	.280	1765	2342	.754	1220	2233	3453	1812	2086	26	779	1329	505	8176	99.7		

1988-89 GAME-BY-GAME BREAKDOWN

	W	L	VS. ATLANTIC	W	L	VS. CENTRAL	W	L	VS. MIDWEST	W	L	VS. PACIFIC	W	L
RECORD	51	31	Boston	1	1	Atlanta	1	1	Dallas	2	4	Golden State	2	2
Home	34	7	Charlotte	1	1	Chicago	2	0	Denver	3	3	L.A. Clippers	3	1
Road	17	24	New Jersey	2	0	Cleveland	1	1	Houston	4	2	L.A. Lakers	3	1
November	9	4	New York	1	1	Detroit	0	2	Miami	5	1	Phoenix	2	2
December	8	8	Philadelphia	1	1	Indiana	1	1	San Antonio	5	1	Portland	4	0
January	9	4	Washington	2	0	Milwaukee	1	1				Sacramento	3	1
February	8	6										Seattle	1	3
March	10	4												
April	7	5												
			VS. ATLANTIC	8	4	VS. CENTRAL	6	6	VS. MIDWEST	19	11	VS. PACIFIC	18	10
					VS. EAST		14	10				VS. WEST	37	21

1988-89 UTAH JAZZ

1988-89 UTAH JAZZ (51-31, .622) MIDWEST DIVISION CHAMPIONS

GM	DATE	OPPONENT	W/L	SCORE	HOME	ROAD	TOTAL	SITE	UTA HIGH SCORER	OPP. HIGH SCORER	ATTEND.
1	11/4/88	SEATTLE	L	97-104	0-1		0-1	Salt Lake City	Malone - 36	D. Ellis - 46	12,444
2	11/9/88	SACRAMENTO	W	105-81	1-1		1-1	Salt Lake City	Malone - 35	K. Smith - 22	11,741
3	11/10/88	@ Houston	L	99-106		0-1	1-2	Houston	Bailey - 31	O. Olajuwon - 35	16,611
4	11/12/88	@ San Antonio	W	105-96		1-1	2-2	San Antonio	Malone - 35	J. Dawkins - 30	11,899
5	11/15/88	INDIANA	W	108-96	2-1		3-2	Salt Lake City	Malone - 36	Smits - 20	12,444
6	11/17/88	PORTLAND	W	123-99	3-1		4-2	Salt Lake City	Griffith - 40	Drexler - 24	12,444
7	11/19/88	PHOENIX	W	134-121	4-1		5-2	Salt Lake City	Malone - 42	Chambers - 32	12,444
8	11/21/88	L.A. CLIPPERS	W	117-98	5-1		6-2	Salt Lake City	Griffith - 25	Manning - 21	12,444
9	11/23/88	HOUSTON	W	111-108	6-1		7-2	Salt Lake City	Malone - 33	Olawuon - 31	12,444
10	11/25/88	SAN ANTONIO	W	115-95	7-1		8-2	Salt Lake City	Bailey - 30	G. Anderson - 24	12,444
11	11/26/88	@ Dallas	L	93-113		1-2	8-3	Dallas	Malone - 25	D. Harper - 29	17,007
12	11/29/88	@ Seattle	L	102-109		1-3	8-4	Seattle	Malone - 26	D. Ellis - 31	12,336
13	11/30/88	CHICAGO	W	107-93	8-1		9-4	Salt Lake City	Griffith - 32	Jordan - 33	12,444
14	12/2/88	@ L.A. Lakers	L	92-113		1-4	9-5	Los Angeles	Griffith - 16	B. Scott - 32	17,505
15	12/3/88	@ Sacramento	W	107-73		2-4	10-5	Sacramento	Malone - 26	McCray - 14	16,517
16	12/6/88	@ Golden State	L	103-114		2-5	10-6	Oakland	Stockton - 29	Mullin - 31	13,043
17	12/7/88	WASHINGTON	W	111-94	9-1		11-6	Salt Lake City	Malone - 34	B. King - 23	12,444
18	12/9/88	DALLAS	L	89-97	9-2		11-7	Salt Lake City	Malone - 29	Blackman - 22	12,444
19	12/10/88	@ L.A. Clippers	W	110-102		3-5	12-7	Los Angeles	Malone - 26	G. Grant - 17	11,652
20	12/12/88	MIAMI	W	110-94	10-2		13-7	Salt Lake City	Malone - 33	Seakaly - 19	12,444
21	12/14/88	@ Boston	L	104-112		3-6	13-8	Boston	Malone - 27	Ange - 22	14,890
22	12/15/88	@ New York	L	116-117		3-7	13-9	New York City	Bailey/Malone - 33	Newman - 31	17,296
23	12/17/88	@ Philadelphia	L	107-119		3-8	13-10	Philadelphia	Malone - 44	Barley/Grimski - 24	14,329
24	12/20/88	@ Cleveland	L	94-110		3-9	13-11	Richfield, OH	Malone - 30	R. Harper - 32	14,710
25	12/21/88	@ Washington	W	98-82		4-9	14-11	Landover, MD	Malone - 34	Eackles - 15	7,237
26	12/23/88	@ Miami	L	80-101		4-10	14-12	Miami	Malone - 32	Sparrow - 19	15,008
27	12/25/88	L.A. LAKERS	W	101-87	11-2		15-12	Salt Lake City	Malone - 31	Johnson/Worthy - 18	12,444
28	12/28/88	SACRAMENTO	W	96-80	12-2		16-12	Salt Lake City	Malone - 21	Berry/Del Negro - 15	12,444
29	12/30/88	PHILADELPHIA	W	102-95	13-2		17-12	Salt Lake City	Malone - 32	Barley - 24	12,444
30	1/3/89	@ Houston	L	102-104		4-11	17-13	Houston	Malone - 35	Olawuon - 26	16,611
31	1/6/89	@ Chicago	W	106-92		5-11	18-13	Chicago	Bailey - 33	Jordan - 27	18,811
32	1/7/89	@ Milwaukee	L	89-107		5-12	18-14	Milwaukee	Malone - 24	Cummings - 25	18,633
33	1/9/89	@ Charlotte	W	114-92		6-12	19-14	Charlotte	Malone - 38	Trippuca - 19	23,388
34	1/10/89	@ Miami	W	92-88		7-12	20-14	Miami	Malone - 29	Seakaly - 30	15,008
35	1/12/89	SAN ANTONIO	W	115-91	14-2		21-14	Salt Lake City	Malone - 31	Brickowski - 16	12,444
36	1/14/89	@ Golden State	L	105-131		7-13	21-15	Oakland	Malone - 41	Mullin - 27	15,025
37	1/17/89	@ Portland	W	111-110		8-13	22-15	Portland	Malone - 26	Teagle - 23	12,848
38	1/20/89	MILWAUKEE	W	98-96	15-2		23-15	Salt Lake City	Malone - 39	Pierce/Sikma - 22	12,444
39	1/25/89	@ San Antonio	W	107-103		9-13	24-15	San Antonio	Griffith - 27	G. Anderson - 25	9,925
40	1/26/89	CHARLOTTE	L	88-89	15-3		24-16	Salt Lake City	Malone - 25	Chapman/Reid - 18	12,444
41	1/28/89	NEW YORK	W	127-104	16-3		25-16	Salt Lake City	Malone - 41	Ewing - 18	12,444
42	1/31/89	@ Dallas	W	99-84		10-13	26-16	Dallas	Stockton - 30	R. Harper - 25	17,007
43	2/1/89	ATLANTA	L	93-94	16-4		26-17	Salt Lake City	Bailey - 24	Levingston - 21	12,444
44	2/3/89	NEW JERSEY	W	129-101	17-4		27-17	Salt Lake City	Malone - 28	Carroll - 22	12,444
45	2/4/89	@ Denver	L	126-127		10-14	27-18	Denver	Malone - 33	Schayes - 37	17,022
46	2/6/89	@ Phoenix	L	87-104		10-15	27-19	Phoenix	Malone - 19	Chambers - 24	12,058
47	2/7/89	MIAMI	W	96-77	18-4		28-19	Salt Lake City	Malone - 26	Long/Sparrow - 14	12,444
48	2/9/89	DALLAS	L	87-94	18-5		28-20	Salt Lake City	Malone - 30	Agure - 32	12,444
49	2/14/89	DENVER	W	119-105	19-5		29-20	Salt Lake City	Malone - 28	Adams/Davis - 18	12,444
50	2/16/89	BOSTON	W	129-114	20-5		30-20	Salt Lake City	Malone - 36	McHale - 26	12,444
51	2/18/89	SAN ANTONIO	W	107-93	21-5		31-20	Salt Lake City	Malone - 32	Brickowski - 22	12,444
52	2/20/89	PHOENIX	W	118-92	22-5		32-20	Salt Lake City	Malone - 36	E. Johnson - 23	12,444
53	2/22/89	L.A. LAKERS	W	105-79	23-5		33-20	Salt Lake City	Griffith - 29	B. Scott - 14	12,444
54	2/24/89	@ Denver	L	102-121		10-16	33-21	Denver	Malone - 25	M. Adams - 32	15,334
55	2/26/89	@ Indiana	L	89-128		10-17	33-22	Indianapolis	Stockton - 19	Person - 28	11,602
56	2/27/89	@ New Jersey	W	109-96		11-17	34-22	East Rutherford, NJ	Malone - 31	Morris - 21	10,415
57	3/1/89	@ Detroit	L	85-96		11-18	34-23	Auburn Hills, MI	Malone - 27	V. Johnson - 34	21,454
58	3/3/89	@ Miami	W	107-95		12-18	35-23	Miami	Malone - 34	D. Washington - 15	15,008
59	3/5/89	@ Atlanta	W	85-83		13-18	36-23	Atlanta	Hansen/Stockton - 20	M. Malone - 24	16,371
60	3/8/89	HOUSTON	W	117-80	24-5		37-23	Salt Lake City	Malone - 29	Olawuon - 22	12,444
61	3/10/89	GOLDEN STATE	W	126-112	25-5		38-23	Salt Lake City	Malone - 30	Teagle - 22	12,444
62	3/13/89	CLEVELAND	W	98-83	26-5		39-23	Salt Lake City	Malone - 25	R. Harper - 20	12,444
63	3/15/89	PORTLAND	W	102-95	27-5		40-23	Salt Lake City	Malone - 30	Drexler - 31	12,444
64	3/17/89	MIAMI	W	118-96	28-5		41-23	Salt Lake City	Malone - 31	B. Thompson - 15	12,444
65	3/18/89	@ San Antonio	L	98-114		13-19	41-24	San Antonio	Bailey - 22	Robertson - 27	13,228
66	3/21/89	@ Seattle	L	96-101		13-20	41-25	Seattle	Malone - 29	D. Ellis - 31	14,500
67	3/24/89	@ Houston	W	102-99		14-20	42-25	Houston	Stockton - 26	Olawuon - 36	16,611
68	3/25/89	DENVER	W	112-90	29-5		43-25	Salt Lake City	Malone - 37	English - 19	12,444
69	3/27/89	SEATTLE	W	124-105	30-5		44-25	Salt Lake City	Malone - 35	Elis/McDaniel - 14	12,444
70	3/29/89	DETROIT	L**	104-108	30-6		44-26	Salt Lake City	Bailey - 27	I. Thomas - 25	12,444
71	4/1/89	@ Sacramento	L	97-117		14-21	44-27	Sacramento	Malone - 27	R. Berry - 33	16,517
72	4/4/89	DALLAS	W	95-80	31-6		45-27	Salt Lake City	Malone - 22	Dantley - 25	12,444
73	4/5/89	@ Phoenix	L	104-114		14-22	45-28	Phoenix	Malone - 29	K. Johnson - 32	14,471
74	4/7/89	@ L.A. Lakers	W	99-97		15-22	46-28	Los Angeles	Malone/Stockton - 24	Johnson/Worthy - 24	17,505
75	4/8/89	@ Denver	L	106-110		15-23	46-29	Denver	Malone - 34	English - 27	17,022
76	4/12/89	DENVER	W	107-102	32-6		47-29	Salt Lake City	Malone - 40	W. Davis - 29	12,444
77	4/14/89	HOUSTON	W	122-96	33-6		48-29	Salt Lake City	Malone - 35	Thorne - 29	12,444
78	4/15/89	@ Portland	W	99-95		16-23	49-29	Portland	Malone - 25	T. Porter - 24	12,880
79	4/17/89	@ L.A. Clippers	W	108-102		17-23	50-29	Los Angeles	Malone - 34	G. Grant - 30	9,106
80	4/18/89	L.A. CLIPPERS	L	92-95	33-7		50-30	Salt Lake City	Malone - 26	C. Smith - 24	12,444
81	4/21/89	@ Dallas	L	89-91		17-24	50-31	Dallas	Stockton - 19	Tarpley - 33	17,007
82	4/22/89	GOLDEN STATE	W	111-95	34-7		51-31	Salt Lake City	Bailey - 24	Teagle - 27	12,444

* Denotes number of overtime periods

BOLD indicates home sellout

HISTORY

1989-90 UTAH JAZZ

RECORD: 55-27 (.671), 2nd in Midwest Division

HEAD COACH: Jerry Sloan

HONORS:

- Karl Malone, All-NBA First Team
- John Stockton, All-NBA Second Team
- Karl Malone, NBA All-Star (DNP due to injury)
- John Stockton, NBA All-Star
- Karl Malone, Player of the Month (January)
- John Stockton, Player of the Week (11/19)
- Karl Malone, Player of the Week (12/30, 1/28)

PLAYOFFS:

• Lost to Phoenix (2-3) in First Round

DRAFT ADDITIONS:

- 1ST ROUND 21ST PICK
- Theodore "Blue" Edwards (F/G), East Carolina



1989-90 NOTES:

- The Jazz loses guard Jim Farmer to Orlando in the second expansion draft in two years on 6/15/89.
- Utah finishes the season with franchise records for wins (55), home wins (36) and road wins (19) to that point.
- John Stockton's Jazz-record 418 consecutive games played streak comes to an end 11/21/89 when he goes down with an ankle injury and is lost for two games.
- Frank Layden is named *Deseret News* Sportsman of the Decade.
- Utah finishes with its fifth straight winning season and seventh straight at .500 or better.
- The Jazz also qualifies for the playoffs for the seventh straight year.

1989-90 UTAH JAZZ FINAL STATISTICS

PLAYER	FIELD GOALS						3-PT. FGS.			FREE THROWS			REBOUNDS			AVERAGES										
	G	MIN	FGM	FGA	PCT	3FGM	3FGA	3PCT	FTM	FTA	PCT	OFF	DEF	TOT	AST	PF	DQ	STL	TO	BLK	PIS	PPG	RPG	APG		
Malone, Karl	82	3122	914	1627	.562	16	43	.372	696	913	.762	232	679	911	226	259	1	121	304	50	2540	31.0	11.1	2.8		
Stockton, John	78	2915	472	918	.514	47	113	.416	354	432	.819	57	149	206	1134	233	3	207	272	18	1345	17.2	2.6	14.5		
Bailey, Thurl	82	2583	470	977	.481	0	8	.000	222	285	.779	116	294	410	137	175	2	32	139	100	1162	14.2	5.0	1.7		
Griffith, Darrell	82	1444	301	649	.464	80	215	.372	51	78	.654	43	123	166	63	149	0	68	75	19	733	8.9	2.0	0.8		
Edwards, Blue	82	1889	286	564	.507	9	30	.300	146	203	.719	69	182	251	145	280	2	76	152	36	727	8.9	3.1	1.8		
Hansen, Bobby	81	2174	265	568	.467	54	154	.351	33	64	.516	66	163	229	149	194	2	52	79	11	617	7.6	2.8	1.8		
Brown, Mike	82	1397	177	344	.515	1	2	.500	157	199	.789	111	262	373	47	187	0	32	88	28	512	6.2	4.5	0.6		
Eaton, Mark	82	2281	158	300	.527	0	0	---	79	118	.669	171	430	601	39	238	3	33	75	201	395	4.8	7.3	0.5		
Leckner, Eric	77	764	125	222	.563	0	0	---	81	109	.743	48	144	192	19	157	0	15	63	23	331	4.3	2.5	0.2		
Rudd, Delaney	77	850	111	259	.429	16	56	.286	35	53	.660	12	43	55	177	81	0	22	88	1	273	3.5	0.7	2.3		
Ortiz, Jose	13	64	19	42	.452	1	2	.500	3	5	.600	8	7	15	7	15	0	2	5	1	42	3.2	1.2	0.5		
Les, Jim	1	6	0	0	---	0	0	---	2	4	.500	0	0	0	1	3	0	0	3	0	2	2.0	0.0	1.0		
Johnston, Nate	7	23	4	11	.364	1	1	1.000	2	2	1.000	2	0	2	0	0	0	0	1	1	11	1.6	0.3	0.0		
Johnson, Eric	48	272	20	84	.238	1	6	.167	13	17	.765	8	20	28	64	49	1	17	26	2	54	1.1	0.6	1.3		
Brown, Raymond	16	56	8	28	.286	0	0	---	0	2	.000	10	5	15	4	11	0	0	6	0	16	1.0	0.9	0.3		
UTAH JAZZ	82	19830	3330	6593	.505	226	630	.359	1874	2484	.754	953	2501	3454	2212	2031	14	677	1410	491	8760	106.8				
OPPONENTS	82	19830	3164	6949	.455	174	563	.309	1865	2452	.761	1100	2210	3310	1885	1910	19	736	1241	452	8367	102.0				

1989-90 GAME-BY-GAME BREAKDOWN

	W	L	VS. ATLANTIC	W	L	VS. CENTRAL	W	L	VS. MIDWEST	W	L	VS. PACIFIC	W	L
RECORD	55	27	Boston	1	1	Atlanta	1	1	Charlotte	5	0	Golden State	2	2
Home	36	5	Miami	1	1	Chicago	2	0	Dallas	3	1	L.A. Clippers	4	0
Road	19	22	New Jersey	2	0	Cleveland	1	1	Denver	4	0	L.A. Lakers	2	2
November	8	4	New York	1	1	Detroit	1	1	Houston	2	3	Phoenix	1	3
December	11	5	Philadelphia	1	1	Indiana	1	1	Minnesota	5	0	Portland	2	2
January	11	3	Washington	2	0	Milwaukee	2	0	San Antonio	2	3	Sacramento	3	1
February	9	4			Orlando	1	1					Seattle	3	1
March	11	4												
April	5	7												
			VS. ATLANTIC	8	4	VS. CENTRAL	9	5	VS. MIDWEST	21	7	VS. PACIFIC	17	11
					VS. EAST	17	9					VS. WEST	38	18

1989-90 UTAH JAZZ

1989-90 UTAH JAZZ (.55-27, .671) 2ND IN MIDWEST DIVISION

GM	DATE	OPPONENT	W/L	SCORE	HOME	ROAD	TOTAL	SITE	UTA HIGH SCORER	OPP. HIGH SCORER	ATTEND.
1	11/3/89	DENVER	W	122-113	1-0		1-0	Salt Lake City	Malone - 40	Rasmussen - 25	12,616
2	11/8/89	CHARLOTTE	W	102-86	2-0		2-0	Salt Lake City	Malone - 26	Trippucka - 24	12,616
3	11/10/89	SAN ANTONIO	W	106-92	3-0		3-0	Salt Lake City	Stockton - 31	D. Robinson - 27	12,616
4	11/11/89	@ Houston	L	92-100		0-1	4-1	Houston	Malone - 21	Olajuwon - 24	16,611
5	11/13/89	@ WASHINGTON	W	106-93	4-0		4-1	Salt Lake City	Malone - 33	Eackles - 24	12,616
6	11/15/89	CHICAGO	W	108-107	5-0		5-1	Salt Lake City	Malone - 29	Jordan - 40	12,616
7	11/17/89	INDIANA	W	114-100	6-0		6-1	Salt Lake City	Malone - 23	R. Miller - 23	12,616
8	11/21/89	@ Minnesota	W*	103-101		1-1	7-1	Minneapolis	Malone - 39	Corbin - 26	20,179
9	11/22/89	ORLANDO	L	97-119	6-1		7-2	Salt Lake City	Malone - 33	three players - 22	12,616
10	11/25/89	L.A. LAKERS	L	86-92	6-2		7-3	Salt Lake City	Malone - 31	E. Johnson - 25	12,616
11	11/27/89	NEW JERSEY	W	105-68	7-2		8-3	Salt Lake City	Malone - 22	Carroll - 15	12,616
12	11/29/89	@ Indiana	L	88-100		1-2	8-4	Indianapolis	Malone - 26	Person - 17	10,350
13	12/1/89	@ Atlanta	L	103-114		1-3	8-5	Atlanta	Malone - 24	J. Battle - 27	12,406
14	12/2/89	@ Washington	W	100-98		2-3	9-5	Landover, MD	Malone - 28	J. Malone - 31	12,117
15	12/5/89	@ Cleveland	W	94-80		3-3	10-5	Richfield, OH	Hansen/Malone - 21	Elio - 14	14,210
16	12/7/89	DALLAS	W	107-97	8-2		11-5	Salt Lake City	Malone - 31	D. Harper - 24	12,616
17	12/9/89	HOUSTON	W	104-90	9-2		12-5	Salt Lake City	Malone - 25	Olajuwon - 19	12,616
18	12/11/89	CLEVELAND	L*	110-113	9-3		12-6	Salt Lake City	Malone - 32	M. Price - 27	12,616
19	12/13/89	PHOENIX	W	102-95	10-3		12-6	Salt Lake City	Malone - 24	E. Johnson - 25	12,616
20	12/15/89	DETROIT	W	94-91	11-3		14-6	Salt Lake City	Malone - 27	Dumars - 26	12,616
21	12/17/89	@ Minnesota	W	122-112		4-3	15-6	Minneapolis	Malone - 34	T. Campbell - 34	23,262
22	12/19/89	@ New York	L	107-115		4-4	15-7	New York City	Malone - 29	Ewing - 41	18,212
23	12/20/89	@ Boston	L	109-113		4-5	15-8	Boston	Malone - 39	Bird - 40	14,890
24	12/22/89	@ Charlotte	W	114-100		5-5	16-8	Charlotte	Malone - 52	Chapman - 28	23,901
25	12/23/89	@ San Antonio	L	98-115		5-6	16-9	San Antonio	Brown - 22	Cummings - 28	15,861
26	12/26/89	GOLDEN STATE	W	133-118	12-3		17-9	Salt Lake City	Malone - 39	T. Porter - 20	12,616
27	12/28/89	PORTLAND	W	113-109	13-3		18-9	Salt Lake City	Stockton - 33	T. Tolbert - 24	12,616
28	12/30/89	MIAMI	W	117-98	14-3		19-9	Salt Lake City	Malone - 33	Rice - 19	12,616
29	1/2/90	@ Golden State	L	120-133		5-7	19-10	Oakland	Malone - 29	Teagle - 44	15,025
30	1/3/90	@ Seattle	W	119-108		6-7	20-10	Seattle	Malone - 26	McDaniel - 25	12,314
31	1/5/90	@ Portland	L	89-118		6-8	20-11	Portland	Stockton - 18	Drexler - 25	12,884
32	1/6/90	@ Denver	W*	123-120		7-8	21-11	Denver	Malone - 48	W. Davis - 36	16,827
33	1/10/90	DENVER	W	130-99	15-3		22-11	Salt Lake City	Malone - 31	Rasmussen - 20	12,616
34	1/13/90	@ Dallas	W	109-99		8-8	23-11	Dallas	Malone - 42	Dantley - 30	17,007
35	1/17/90	ATLANTA	W	95-88	16-3		24-11	Salt Lake City	Malone - 40	D. Wilkins - 27	12,616
36	1/19/90	CHARLOTTE	W	116-93	17-3		25-11	Salt Lake City	Malone - 32	D. Curry - 23	12,616
37	1/20/90	@ Sacramento	W	94-81		9-8	26-11	Sacramento	Stockton - 27	K. Smith - 16	17,014
38	1/23/90	HOUSTON	W	102-94	18-3		27-11	Salt Lake City	Malone - 37	Olajuwon - 20	12,616
39	1/25/90	NEW YORK	W	115-89	19-3		28-11	Salt Lake City	Malone - 26	Ewing - 25	12,616
40	1/27/90	MILWAUKEE	W	144-96	20-3		29-11	Salt Lake City	Malone - 61	R. Pierce - 21	12,616
41	1/30/90	@ Portland	L	98-122		9-9	29-12	Portland	Malone - 30	Drexler - 25	12,844
42	1/31/90	L.A. CLIPPERS	W	120-101	21-3		30-12	Salt Lake City	Malone - 29	C. Smith - 24	12,616
43	2/2/90	DALLAS	W	105-92	22-3		31-12	Salt Lake City	Malone - 30	Blackman - 23	12,616
44	2/4/90	@ Detroit	L	83-115		9-10	31-13	Auburn Hills, MI	Malone - 19	J. Edwards - 21	21,454
45	2/5/90	@ Philadelphia	L	89-114		9-11	31-14	Philadelphia	Malone - 29	H. Hawkins - 20	15,133
46	2/7/90	@ New Jersey	W	108-101		10-11	32-14	East Rutherford, NJ	Malone - 26	Bowie - 23	11,489
47	2/8/90	@ Charlotte	W	94-74		11-11	33-14	Charlotte	Bailey - 22	D. Curry - 18	23,901
48	2/13/90	MINNESOTA	W*	110-104	23-3		34-14	Salt Lake City	Malone - 40	T. Campbell - 29	12,616
49	2/14/90	@ Phoenix	L	103-114		11-12	34-15	Phoenix	Bailey - 22	K. Johnson - 34	14,487
50	2/16/90	@ San Antonio	L	86-100		11-13	34-16	San Antonio	Malone - 28	Cummings - 27	15,910
51	2/17/90	SACRAMENTO	W	110-106	24-3		35-16	Salt Lake City	Malone - 41	A. Carr - 24	12,616
52	2/19/90	PHILADELPHIA	W	115-102	25-3		36-16	Salt Lake City	Malone - 34	Barkley - 28	12,616
53	2/21/90	BOSTON	W	116-103	26-3		37-16	Salt Lake City	Bailey/Malone - 27	McHale - 34	12,616
54	2/22/90	@ L.A. Clippers	W	116-102		12-13	38-16	Los Angeles	Malone - 35	C. Malone - 34	12,136
55	2/25/90	@ L.A. Lakers	W	104-103		13-13	39-16	Los Angeles	Malone - 34	E. Johnson - 32	17,505
56	3/1/90	PORTLAND	W	119-102	27-3		40-16	Salt Lake City	Stockton - 26	Duckworth/Kersey - 21	12,616
57	3/3/90	SAN ANTONIO	W	112-98	28-3		41-16	Salt Lake City	Malone - 36	Cummings - 29	12,616
58	3/5/90	@ Miami	L	104-105		13-14	41-17	Miami	Malone - 32	Seikus - 25	15,008
59	3/6/90	@ Orlando	W	111-101		14-14	42-17	Orlando	Malone - 31	Thauly - 19	15,077
60	3/8/90	@ Chicago	W	98-94		15-14	43-17	Chicago	Malone - 27	Jordan - 43	18,332
61	3/9/90	@ Milwaukee	W	108-100		16-14	44-17	Milwaukee	Malone - 40	three players - 15	18,633
62	3/11/90	@ Denver	W	110-109		17-14	45-17	Denver	Malone - 35	M. Adams - 25	14,050
63	3/13/90	PHOENIX	L	106-114	28-4		45-18	Salt Lake City	Malone - 37	K. Johnson - 29	12,616
64	3/15/90	SEATTLE	W	117-95	29-4		46-18	Salt Lake City	Malone - 38	Polynice - 18	12,616
65	3/17/90	@ Sacramento	L*	109-122		17-15	46-19	Sacramento	Malone - 35	A. Carr - 29	17,015
66	3/19/90	SACRAMENTO	W	105-97	30-4		49-19	Salt Lake City	Malone - 32	Tisdale - 24	12,616
67	3/21/90	L.A. CLIPPERS	W	118-102	31-4		49-19	Salt Lake City	Malone - 28	Garland - 23	12,616
68	3/23/90	GOLDEN STATE	W	106-91	32-4		49-19	Salt Lake City	Malone - 27	Teagle - 19	12,616
69	3/24/90	@ L.A. Clippers	W	112-79		18-15	50-19	Los Angeles	Malone - 31	Benjamin - 20	14,232
70	3/29/90	@ Golden State	L	123-128		18-16	50-20	Oakland	Malone - 49	Mullin - 29	15,025
71	4/1/90	@ L.A. Lakers	L	103-119		18-17	50-21	Los Angeles	Malone - 25	E. Johnson - 33	17,505
72	4/3/90	CHARLOTTE	W	127-104	33-4		51-21	Salt Lake City	Malone - 36	Curry/Trippucka - 18	12,616
73	4/5/90	@ Seattle	L	91-101		18-18	51-22	Seattle	Malone - 26	Thauly - 19	12,573
74	4/9/90	@ Phoenix	L*	115-119		18-19	51-23	Phoenix	Malone - 39	K. Johnson - 37	14,487
75	4/10/90	SEATTLE	W	114-102	34-4		52-23	Salt Lake City	Malone - 33	D. Ellis - 30	12,616
76	4/12/90	L.A. LAKERS	W	107-104	35-4		52-23	Salt Lake City	Malone - 45	Worthy - 33	12,616
77	4/14/90	HOUSTON	L	99-103	35-5		52-24	Salt Lake City	Stockton - 25	Olajuwon - 27	12,616
78	4/15/90	@ Minnesota	W	103-90		19-19	54-24	Minneapolis	Malone - 32	T. Campbell - 33	40,015
79	4/17/90	@ Dallas	L	96-97		19-20	54-25	Dallas	Malone - 39	D. Harper - 24	17,407
80	4/18/90	@ San Antonio	L	93-102		19-21	54-26	San Antonio	Stockton - 29	D. Robinson - 30	15,910
81	4/20/90	MINNESOTA	W	97-89	36-5		55-26	Salt Lake City	Malone - 36	T. Campbell - 23	12,616
82	4/22/90	@ Houston	L	88-100		19-22	55-27	Houston	Malone - 20	Olajuwon - 28	16,611

* Denotes number of overtime periods

BOLD indicates home sellout

HISTORY

1990-91 UTAH JAZZ

RECORD: 54-28 (.659), 2nd in Midwest Division

HEAD COACH: Jerry Sloan

HONORS:

- John Stockton, All-NBA Third Team
- John Stockton, All-Defensive Second Team
- Karl Malone, NBA All-Star
- John Stockton, NBA All-Star
- Karl Malone, Player of the Month (December)
- John Stockton, Player of the Week (12/10)

PLAYOFFS:

- Defeated Phoenix (3-1) in First Round
- Lost to Portland (1-4) in Conference Semifinals

DRAFT ADDITIONS:

- 2ND ROUND 33RD PICK
Walter Palmer (C), Dartmouth



1990-91 NOTES:

- The Jazz and Phoenix Suns open the regular season with two games (1-1) in Tokyo, Japan – the first time an American sports league plays regular-season games outside of North America.
- The Jazz acquires Jeff Malone from Washington in a three-team deal sending Bobby Hansen, Eric Leckner and two draft picks to Sacramento on 6/25/90.
- The Jazz hosts the first Rocky Mountain Revue NBA summer league, and teams from Portland, Sacramento and Phoenix participate in the week-long tournament.
- John Stockton sets a new NBA single season assist record (1,164), topping 1,000 assists for the fourth straight year.
- Utah finishes with its sixth straight winning season and eighth straight at .500 or better.
- The Jazz also qualifies for the playoffs for the eighth straight year.
- The 1990-91 season marks the team's final one at the Salt Palace as the new Delta Center will open in fall of 1991.

1990-91 UTAH JAZZ FINAL STATISTICS

PLAYER	FIELD GOALS					3-PT. FGS.			FREE THROWS			REBOUNDS			AVERAGES									
	G	MIN	FGM	FGA	PCT	3FGM	3FGA	3PCT	FTM	FTA	PCT	OFF	DEF	TOT	AST	PF	DO	STL	TO	BLK	PTS	PPG	RPG	APG
Malone, Karl	82	3302	847	1608	.527	4	14	.286	684	888	.770	236	731	967	270	268	2	89	244	79	2382	29.0	11.8	3.3
Malone, Jeff	69	2466	525	1034	.508	1	6	.167	231	252	.917	36	170	206	143	128	0	50	108	6	1282	18.6	3.0	2.1
Stockton, John	82	3103	496	978	.507	58	168	.345	363	434	.836	46	191	237	1164	233	1	234	298	16	1413	17.2	2.9	14.2
Bailey, Thurl	82	2486	399	872	.458	0	3	.000	219	271	.808	101	306	407	124	160	0	53	130	91	1017	12.4	5.0	1.5
Edwards, Blue	62	1611	244	464	.526	6	24	.250	82	117	.701	51	150	201	108	203	4	57	105	29	576	9.3	3.2	1.7
Griffith, Darrell	75	1005	174	445	.391	48	138	.348	34	45	.756	17	73	90	37	100	1	42	48	7	430	5.7	1.2	0.5
Eaton, Mark	80	2580	169	292	.579	0	0	---	71	112	.634	182	485	667	51	298	6	39	99	188	409	5.1	8.3	0.6
Brown, Mike	82	1391	129	284	.454	0	0	---	132	178	.742	109	228	337	49	166	0	29	82	24	390	4.8	4.1	0.6
Rudd, Delaney	82	874	124	285	.435	17	61	.279	59	71	.831	14	52	66	216	92	0	36	102	2	324	4.0	0.8	2.6
Brown, Tony	23	267	28	77	.364	2	11	.182	20	23	.870	24	15	39	13	39	0	4	12	0	78	3.4	1.7	0.6
Toodson, Andy	47	470	50	124	.403	12	32	.375	25	33	.758	32	35	67	31	58	0	14	24	2	137	2.9	1.4	0.7
Cummings, Pat	7	26	4	6	.667	0	0	---	7	10	.700	3	2	5	0	8	0	0	2	0	15	2.1	0.7	0.0
Palmer, Walter	28	85	15	45	.333	0	1	.000	10	15	.667	6	15	21	6	20	0	3	6	4	40	1.4	0.8	0.2
Munk, Chris	11	29	3	7	.429	0	0	---	7	12	.583	5	9	14	1	5	0	1	5	2	13	1.2	1.3	0.1
O'Sullivan, Dan	21	85	7	16	.438	0	0	---	7	11	.636	5	12	17	4	18	0	1	4	1	21	1.0	0.8	0.2
UTAH JAZZ	82	19780	3214	6537	.492	148	458	.323	1951	2472	.789	867	2474	3341	2217	1796	14	652	1305	451	8527	104.0		
OPPONENTS	82	19780	3217	7011	.459	205	667	.307	1615	2090	.773	1101	2278	3379	1858	1995	17	686	1254	409	8254	100.7		

1990-91 GAME-BY-GAME BREAKDOWN

	W	L	VS. ATLANTIC	W	L	VS. CENTRAL	W	L	VS. MIDWEST	W	L	VS. PACIFIC	W	L
RECORD	54	28	Boston	1	1	Atlanta	1	1	Dallas	5	0	Golden State	3	1
Home	36	5	Miami	1	1	Charlotte	2	0	Denver	3	1	L.A. Clippers	3	1
Road	18	23	New Jersey	2	0	Chicago	0	2	Houston	2	2	L.A. Lakers	2	2
November	8	6	New York	0	2	Cleveland	2	0	Minnesota	4	1	Phoenix	2	2
December	11	4	Philadelphia	2	0	Detroit	2	0	Orlando	4	1	Portland	1	3
January	10	5	Washington	2	0	Indiana	0	2	San Antonio	3	2	Sacramento	3	1
February	7	3				Milwaukee	1	1				Seattle	3	1
March	10	6												
April	8	4												
			VS. ATLANTIC	8	4	VS. CENTRAL	8	6	VS. MIDWEST	21	7	VS. PACIFIC	17	11
					VS. EAST		16	10				VS. WEST	38	18

1990-91 UTAH JAZZ

1990-91 UTAH JAZZ (54-28, .659) 2ND IN MIDWEST DIVISION

GM	DATE	OPPONENT	W/L	SCORE	HOME	ROAD	TOTAL	SITE	UTA HIGH SCORER	OPP. HIGH SCORER	ATTEND.
1	11/2/90	PHOENIX	L	96-119	0-1		0-1	Tokyo, Japan	K. Malone - 33	T. Chambers - 38	10,111
2	11/3/90	@ Phoenix	W	102-101		1-0	1-1	Tokyo, Japan	K. Malone - 29	K. Johnson - 28	10,111
3	11/8/90	SAN ANTONIO	W	103-94	1-1		2-1	Stockton - 24	Cummings - 25		12,616
4	11/11/90	@ Houston	L	90-110		1-1	2-2	Houston	Griffith/Stockton - 24	Olajuwon - 31	13,041
5	11/13/90	CHICAGO	L	82-84	1-2		2-3	Salt Lake City	K. Malone - 28	Jordan - 29	12,616
6	11/15/90	@ Orlando	L*	99-102		1-2	2-4	Orlando	K. Malone - 34	N. Anderson - 23	15,077
7	11/16/90	@ Boston	L	89-114		1-3	2-5	Boston	J. Malone - 23	R. Lewis - 24	14,890
8	11/18/90	@ Minnesota	W	103-94		2-3	3-5	Minneapolis	K. Malone - 24	Campbell/Corbin - 24	19,006
9	11/19/90	@ Milwaukee	L	104-114		2-4	3-6	Milwaukee	K. Malone - 24	R. Pierce - 22	13,568
10	11/21/90	ORLANDO	W	106-91	2-2		4-6	Salt Lake City	K. Malone - 32	Cattedge - 18	12,616
11	11/23/90	SEATTLE	W	97-96	3-2		5-6	Salt Lake City	K. Malone - 30	McDaniel - 33	12,616
12	11/24/90	@ Dallas	W	85-74		3-4	6-6	Dallas	K. Malone - 27	Blackman - 21	17,007
13	11/28/90	HOUSTON	W	103-92	4-2		7-6	Salt Lake City	K. Malone - 31	B. Johnson - 22	12,616
14	11/30/90	MINNESOTA	W	96-79	5-2		8-6	Salt Lake City	J. Malone - 19	P. Richardson - 22	12,616
15	12/2/90	@ Portland	L	97-101		3-5	8-7	Portland	K. Malone - 36	B. Williams - 23	12,884
16	12/3/90	WASHINGTON	W	135-101	6-2		9-7	Salt Lake City	K. Malone - 38	B. King - 24	12,616
17	12/5/90	DETROIT	W	106-85	7-2		10-7	Salt Lake City	J. Malone - 27	I. Thomas - 21	12,616
18	12/7/90	L.A. LAKERS	W	101-79	8-2		11-7	Salt Lake City	K. Malone - 27	E. Johnson - 20	12,616
19	12/8/90	@ L.A. Clippers	W	105-95		4-5	12-7	Los Angeles	K. Malone/Stockton - 27	Norman - 24	13,522
20	12/11/90	GOLDEN STATE	W	135-117	9-2		13-7	Salt Lake City	J. Malone - 43	Hardaway/Richmond - 28	12,616
21	12/13/90	DENVER	W	141-126	10-2		14-7	Salt Lake City	K. Malone - 39	Woodridge - 29	12,616
22	12/15/90	INDIANA	L	116-124	10-3		14-8	Salt Lake City	K. Malone - 33	Person - 35	12,616
23	12/17/90	@ New Jersey	W	100-98		5-5	15-8	East Rutherford, NJ	K. Malone - 23	Morris - 19	9,386
24	12/18/90	@ Charlotte	W	105-100		6-5	16-8	Charlotte	K. Malone - 30	Gilliam - 23	23,901
25	12/20/90	@ Atlanta	L	87-105		6-6	16-9	Dallas	K. Malone - 17	D. Williams - 20	10,504
26	12/22/90	@ Orlando	W	104-96		7-6	17-9	Orlando	K. Malone - 34	Skiles - 34	15,077
27	12/23/90	@ Miami	L	93-99		7-7	17-10	Miami	K. Malone - 25	S. Douglas - 23	15,008
28	12/27/90	DALLAS	W	110-102	11-3		18-10	Salt Lake City	K. Malone - 35	D. Harper - 32	12,616
29	12/29/90	L.A. CLIPPERS	W	131-102	12-3		19-10	Salt Lake City	K. Malone - 31	J. Martin - 25	12,616
30	1/2/91	MIAMI	W	112-104	13-3		20-10	Salt Lake City	K. Malone - 40	Rice - 26	12,616
31	1/4/91	PHILADELPHIA	W	102-99	14-3		21-10	Salt Lake City	J. Malone - 31	Barkley - 35	12,616
32	1/5/91	@ Sacramento	W	106-98		8-7	22-10	Sacramento	K. Malone - 26	Tisdale - 22	17,014
33	1/8/91	CLEVELAND	W	110-88	15-3		23-10	Salt Lake City	J. Malone - 28	H. James - 21	12,616
34	1/9/91	@ L.A. Lakers	L	85-108		8-8	23-11	Los Angeles	K. Malone - 21	B. Scott - 20	16,980
35	1/11/91	@ Dallas	W	110-99		9-8	24-11	Dallas	K. Malone - 38	D. Harper - 33	17,007
36	1/12/91	@ San Antonio	L	92-112		9-9	24-12	San Antonio	J. Malone - 22	D. Robinson - 22	15,908
37	1/15/91	SAN ANTONIO	W	124-102	16-3		25-12	Salt Lake City	K. Malone - 32	D. Robinson - 26	12,616
38	1/18/91	@ Cleveland	W*	106-99		10-9	26-12	Richfield, OH	Stockton - 27	Nance - 27	16,530
39	1/19/91	@ Indiana	L	104-117		10-10	26-13	Indianapolis	K. Malone - 28	M. Williams - 28	11,256
40	1/23/91	NEW YORK	L	94-109	16-4		26-14	Salt Lake City	K. Malone - 28	Ewing - 34	12,616
41	1/25/91	SACRAMENTO	W	105-93	17-4		27-14	Salt Lake City	K. Malone - 20	Simmons - 19	12,616
42	1/26/91	@ Denver	L	115-120		10-11	27-15	Denver	K. Malone - 36	M. Adams - 37	10,935
43	1/29/91	ATLANTA	W	116-105	18-4		28-15	Salt Lake City	K. Malone - 28	D. Wilkins - 24	12,616
44	1/31/91	PORTLAND	W	105-91	19-4		29-15	Salt Lake City	K. Malone - 24	Duckworth - 17	12,616
45	2/2/91	NEW JERSEY	W	111-103	20-4		30-15	Salt Lake City	K. Malone - 32	Theus - 26	12,616
46	2/5/91	@ Minnesota	L	93-94		10-12	30-16	Minneapolis	K. Malone - 29	S. Mitchell - 26	19,006
47	2/6/91	PHOENIX	W	103-99	21-4		31-16	Salt Lake City	K. Malone - 29	K. Johnson - 30	12,616
48	2/12/91	HOUSTON	W	113-92	22-4		32-16	Salt Lake City	K. Malone - 26	V. Maxwell - 32	12,616
49	2/15/91	@ Portland	L	105-117		10-13	32-17	Portland	K. Malone - 30	T. Porter - 22	12,884
50	2/16/91	MINNESOTA	W	115-107	23-4		33-17	Salt Lake City	K. Malone - 28	T. Campbell - 25	12,616
51	2/18/91	SAN ANTONIO	W	104-81	24-4		34-17	Salt Lake City	K. Malone - 26	D. Robinson - 26	12,616
52	2/22/91	@ Golden State	W	109-104		11-13	35-17	Oakland	K. Malone - 32	Mullin - 26	15,025
53	2/24/91	@ Seattle	L	91-103		11-14	35-18	Seattle	K. Malone - 29	Threatt - 30	12,080
54	2/27/91	GOLDEN STATE	W	118-103	25-4		36-18	Salt Lake City	K. Malone - 38	Mullin - 28	12,616
55	3/1/91	@ Detroit	W	94-92		12-14	37-18	Auburn Hills, MI	K. Malone - 32	Dumars - 21	21,454
56	3/3/91	@ Philadelphia	W	95-92		13-14	38-18	Philadelphia	K. Malone - 35	H. Hawkins - 31	18,168
57	3/4/91	@ Orlando	W	106-88		14-14	39-18	Orlando	K. Malone - 30	D. Scott - 28	15,077
58	3/6/91	@ Washington	W	104-93		15-14	40-18	Landover, MD	Stockton - 27	B. King - 50	11,729
59	3/8/91	@ Chicago	L	89-99		15-15	40-19	Chicago	K. Malone - 19	Jordan - 37	18,676
60	3/9/91	@ New York	L	92-101		15-16	40-20	New York City	K. Malone - 34	Vandeweghe - 24	18,032
61	3/11/91	@ San Antonio	L	96-105		15-17	40-21	San Antonio	K. Malone - 34	D. Robinson - 33	15,908
62	3/13/91	BOSTON	W*	112-109	26-4		41-21	Salt Lake City	K. Malone - 37	Bird - 25	12,616
63	3/15/91	PORTLAND	L	96-106	26-5		41-22	Salt Lake City	Bailey - 25	Drexler - 26	12,616
64	3/16/91	@ Seattle	W*	104-98		16-17	42-22	Seattle	K. Malone - 32	E. Johnson - 19	13,535
65	3/20/91	@ Denver	W	106-98		17-17	43-22	Denver	K. Malone - 31	M. Adams - 30	10,631
66	3/21/91	CHARLOTTE	W	100-94	27-5		44-22	Salt Lake City	K. Malone - 31	Newman - 21	12,616
67	3/23/91	MINNESOTA	W	95-89	28-5		45-22	Salt Lake City	K. Malone - 27	P. Richardson - 25	12,616
68	3/25/91	MILWAUKEE	W	109-98	29-5		46-22	Salt Lake City	K. Malone - 37	D. Ellis - 25	12,616
69	3/27/91	@ L.A. Clippers	L	89-95		17-18	46-23	Los Angeles	K. Malone - 41	R. Harper - 29	13,324
70	3/28/91	@ Sacramento	L	96-116		17-19	46-24	Sacramento	K. Malone - 33	Sparrow - 27	17,014
71	4/2/91	@ Phoenix	L	117-131		17-20	46-25	Phoenix	Stockton - 28	K. Johnson - 37	14,487
72	4/3/91	L.A. CLIPPERS	W	99-97	30-5		47-25	Salt Lake City	K. Malone - 39	R. Harper - 26	12,616
73	4/5/91	@ Dallas	W	93-87		18-20	48-25	Dallas	K. Malone - 31	H. Williams - 19	16,777
74	4/6/91	@ Houston	L	88-97		18-21	48-26	Houston	K. Malone - 31	B. Johnson - 23	16,611
75	4/8/91	ORLANDO	W	111-95	31-5		49-26	Salt Lake City	K. Malone - 34	D. Scott - 26	12,616
76	4/10/91	DALLAS	W	97-91	32-5		50-26	Salt Lake City	K. Malone - 26	D. Harper - 34	12,616
77	4/11/91	@ L.A. Lakers	L	95-110		18-22	50-27	Los Angeles	K. Malone - 21	E. Johnson - 31	17,505
78	4/13/91	DENVER	W	121-110	33-5		51-27	Salt Lake City	K. Malone - 41	Woodridge - 20	12,616
79	4/16/91	SACRAMENTO	W	111-101	34-5		52-27	Salt Lake City	K. Malone - 28	A. Carr - 35	12,616
80	4/18/91	SEATTLE	W	130-103	35-5		53-27	Salt Lake City	K. Malone - 28	E. Johnson - 17	12,616
81	4/20/91	L.A. LAKERS	W	107-93	36-5		54-27	Salt Lake City	K. Malone - 30	Divac - 19	12,616
82	4/21/91	@ Golden State	L	106-125		18-23	54-28	Oakland	K. Malone - 32	Richmond - 32	15,025

* Denotes number of overtime periods

BOLD indicates home sellout

HISTORY

1991-92 UTAH JAZZ

RECORD: 55-27 (.671), Midwest Division Champions

HEAD COACH: Jerry Sloan

HONORS:

- Karl Malone, All-NBA First Team
- John Stockton, All-NBA Second Team
- John Stockton, All-Defensive Second Team
- Karl Malone, NBA All-Star
- John Stockton, NBA All-Star
- Jeff Malone, Player of the Week (12/8)
- John Stockton, Player of the Week (2/16)
- Karl Malone, Player of the Week (3/8, 4/19)

PLAYOFFS:

- Defeated L.A. Clippers (3-2) in First Round
- Defeated Seattle (4-1) in Conference Semifinals
- Lost to Portland (2-4) in Western Conference Finals



DRAFT ADDITIONS:

- **1ST ROUND** 21ST PICK
Eric Murdock (G), Providence
- **2ND ROUND** 48TH PICK
Isaac Austin (C), Arizona State

1991-92 NOTES:

- The Jazz waives 10-year veteran Darrell Griffith on 10/22/91.
- NBA Commissioner David Stern announces on 11/7/91 that Salt Lake City will host the 1993 NBA All-Star Game.
- Karl Malone and John Stockton are named to the 1992 USA Olympic Basketball Team ("Dream Team").
- Mark Eaton becomes the team's all-time leader in games played (811).
- John Stockton leads the league in assists and steals (his fifth consecutive 1,000-assist season).
- The Jazz continues its consecutive sellout streak and extend it to 163 games to finish the season.
- The Jazz wins its third Midwest Division title.
- The Jazz finishes with the best home record (37-4) to that point in franchise history.
- Utah finishes with its seventh straight winning season and ninth straight at .500 or better.
- The Jazz also qualifies for the playoffs for the ninth straight year.
- Utah reaches the Conference Finals for the first time in franchise history, falling to Portland in six games.

1991-92 UTAH JAZZ FINAL STATISTICS

PLAYER	G	MIN	FIELD GOALS			3-PT. FGS.			FREE THROWS			REBOUNDS			AST	PF	DQ	STL	TO	BLK	AVERAGES			
			G	FGM	FGA	PCT	3FGM	3FGA	3PCT	FIM	FIA	FCT	OFF	DEF							TOT	PPG	RPG	APG
Malone, Karl	81	3054	798	1516	526	3	17	176	673	865	.778	225	684	909	241	226	2	108	248	51	2272	28.0	11.2	3.0
Malone, Jeff	81	2922	691	1353	511	1	12	.083	256	285	.898	49	184	233	180	126	1	56	140	5	1639	20.2	2.9	2.2
Stockton, John	82	3002	453	939	482	83	204	407	308	366	.842	68	202	270	1126	234	3	244	286	22	1297	15.8	3.3	13.7
Edwards, Blue	81	2283	433	830	522	39	103	379	113	146	.774	86	212	298	137	236	1	81	122	46	1018	12.6	3.7	1.7
Bailey, Thurl	13	327	39	101	386	0	1	.000	44	55	.800	23	55	78	19	31	0	5	21	15	122	9.4	6.0	1.5
Corbin, Tyrone	69	1863	246	488	504	0	3	.000	130	148	.878	139	264	403	107	162	1	70	71	14	622	9.0	5.8	1.6
Brown, Mike	82	1783	221	488	453	0	1	.000	190	285	.667	187	289	476	81	196	1	42	105	34	632	7.7	5.8	1.0
Benoit, David	77	1161	175	375	467	3	14	214	81	100	.810	105	191	296	34	124	0	19	71	44	434	5.6	3.8	0.4
Murdock, Eric	50	478	76	183	415	5	26	192	46	61	.754	21	33	54	92	52	0	30	50	7	203	4.1	1.1	1.8
Eaton, Mark	81	2023	107	240	446	0	0	---	52	87	.598	150	341	491	40	239	2	36	60	205	266	3.3	6.1	0.5
Rudd, Delaney	65	538	75	188	399	11	47	234	32	42	.762	15	39	54	109	64	0	15	49	1	193	3.0	0.8	1.7
Crowder, Corey	51	328	43	112	384	13	30	433	15	18	.833	16	25	41	17	35	0	7	13	2	114	2.2	0.8	0.3
Thornnton, Bob	2	6	1	7	143	0	0	---	2	2	1.000	2	0	2	0	1	0	0	0	0	4	2.0	1.0	0.0
Austin, Isaac	31	112	21	46	457	0	0	---	19	30	.633	11	24	35	5	20	0	2	8	2	61	2.0	1.1	0.2
UTAH JAZZ	82	19880	3379	6866	492	158	458	345	1961	2490	.788	1097	2543	3640	2188	1746	11	715	1264	448	8877	108.3		
OPPONENTS	82	19880	3292	7178	459	234	695	337	1535	2056	.747	1146	2255	3401	1925	1958	24	646	1205	458	8353	101.9		

1991-92 GAME-BY-GAME BREAKDOWN

	W	L	VS. ATLANTIC	W	L	VS. CENTRAL	W	L	VS. MIDWEST	W	L	VS. PACIFIC	W	L
RECORD	55	27	Boston	1	1	Atlanta	1	1	Dallas	4	1	Golden State	3	1
Home	37	4	Miami	1	1	Charlotte	2	0	Denver	5	1	L.A. Clippers	3	1
Road	18	23	New Jersey	2	0	Chicago	1	1	Houston	4	1	L.A. Lakers	3	1
November	9	7	New York	0	2	Cleveland	1	1	Minnesota	3	2	Phoenix	2	2
December	10	5	Orlando	2	0	Detroit	1	1	San Antonio	4	1	Portland	2	2
January	10	5	Philadelphia	2	0	Indiana	1	1				Sacramento	3	1
February	9	3	Washington	2	0	Milwaukee	1	1				Seattle	1	3
March	9	5												
April	8	2												
			VS. ATLANTIC	10	4	VS. CENTRAL	8	6	VS. MIDWEST	20	6	VS. PACIFIC	17	11
					VS. EAST	18	10					VS. WEST	37	17

1991-92 UTAH JAZZ

1991-92 UTAH JAZZ (55-27, .671) MIDWEST DIVISION CHAMPIONS

GM	DATE	OPPONENT	W/L	SCORE	HOME	ROAD	TOTAL	SITE	UTA HIGH SCORER	OPP. HIGH SCORER	ATTEND.
1	11/1/91	@ Minnesota	W	112-97		1-0	1-0	Minneapolis	K. Malone - 35	P. Richardson - 20	19,006
2	11/2/91	@ Indiana	L	112-127		1-1	1-1	Indianapolis	K. Malone - 37	Person - 31	12,842
3	11/5/91	@ Atlanta	L	94-98		1-2	1-2	Atlanta	K. Malone - 23	D. Wilkins - 25	10,952
4	11/7/91	SEATTLE	L	95-103			1-3	Salt Lake City	Stockton - 23	Benjamin - 22	18,700
5	11/9/91	LA. CLIPPERS	W	101-84	1-1		2-3	Salt Lake City	K. Malone - 31	Manning - 16	18,700
6	11/11/91	SACRAMENTO	W	106-90	2-1		3-3	Salt Lake City	K. Malone - 29	Simmons - 33	18,700
7	11/13/91	@ New Jersey	W	98-92		2-2	4-3	East Rutherford, NJ	K. Malone - 35	Blaylock - 21	8,828
8	11/15/91	@ Detroit	L	115-123		2-3	4-4	Auburn Hills, MI	K. Malone - 31	I. Thomas - 44	21,454
9	11/16/91	@ Washington	W	107-98		3-3	5-4	Landover, MD	J. Malone - 28	M. Adams - 27	10,642
10	11/19/91	@ Miami	L	91-111		3-4	5-5	Miami	K. Malone - 25	Seikaly - 23	15,008
11	11/20/91	@ Orlando	W	107-102		4-4	6-5	Orlando	J. Malone/K. Malone - 26	Scott/Skiles - 23	15,151
12	11/22/91	DENVER	W	121-96	3-1		7-5	Salt Lake City	J. Malone - 31	Mutombo - 28	18,700
13	11/23/91	@ Dallas	L*	109-121		4-5	7-6	Dallas	K. Malone - 33	Lever - 32	17,333
14	11/27/91	CHARLOTTE	W	113-107	4-1		8-6	Salt Lake City	K. Malone - 31	Chapman - 27	18,700
15	11/29/91	GOLDEN STATE	W	135-108	5-1		9-6	Salt Lake City	K. Malone - 31	Mullin - 18	18,700
16	11/30/91	@ Phoenix	L*	125-134		4-6	9-7	Phoenix	K. Malone - 41	K. Johnson - 44	14,496
17	12/3/91	@ Golden State	L	103-108		4-7	9-8	Oakland	K. Malone - 34	Mullin - 34	15,025
18	12/4/91	WASHINGTON	W	101-74	6-1		10-8	Salt Lake City	J. Malone - 22	Ha. Grant - 22	18,700
19	12/6/91	@ San Antonio	W	93-92		5-7	11-8	San Antonio	K. Malone - 31	D. Robinson - 31	16,057
20	12/7/91	@ Houston	W	96-91		6-7	12-8	Houston	J. Malone - 22	Olajuwon - 28	14,501
21	12/10/91	ORLANDO	W	122-103	7-1		13-8	Salt Lake City	K. Malone - 27	S. Vincent - 23	18,700
22	12/11/91	@ LA. Lakers	W	101-95		7-7	14-8	Los Angeles	K. Malone - 24	Worthy - 33	16,932
23	12/13/91	@ LA. Clippers	L*	101-102		7-8	14-9	Los Angeles	J. Malone - 27	Manning - 26	9,704
24	12/14/91	DETROIT	W	102-100	8-1		15-9	Salt Lake City	J. Malone - 26	Dumars - 27	19,911
25	12/17/91	@ Charlotte	W	122-102		8-8	16-9	Charlotte	J. Malone - 34	Gattison - 19	23,698
26	12/18/91	@ Philadelphia	W	107-105		9-8	17-9	Philadelphia	K. Malone - 30	Barkey - 25	11,242
27	12/20/91	@ Boston	L	101-112		9-9	17-10	Boston	K. Malone - 39	Bird - 20	14,890
28	12/21/91	@ New York	L	97-106		9-10	17-11	New York City	Stockton - 25	McDaniel - 29	18,370
29	12/23/91	@ Cleveland	L	112-113		9-11	17-12	Richfield, OH	Edwards - 30	Daugherty/James - 19	16,181
30	12/26/91	LA. CLIPPERS	W	123-115	9-1		18-12	Salt Lake City	Stockton - 27	C. Smith - 30	19,911
31	12/28/91	MIAMI	W	128-103	10-1		19-12	Salt Lake City	K. Malone - 38	S. Smith - 19	19,911
32	1/2/92	PORTLAND	W	107-103	11-1		20-12	Salt Lake City	K. Malone - 30	Drexler - 21	19,911
33	1/4/92	DALLAS	W	113-78	12-1		21-12	Salt Lake City	K. Malone - 26	D. Smith - 16	19,911
34	1/6/92	INDIANA	W	124-108	13-1		22-12	Salt Lake City	K. Malone - 34	R. Miller - 20	19,911
35	1/8/92	@ Milwaukee	L	98-99		9-12	22-13	Milwaukee	K. Malone - 28	M. Malone - 22	15,206
36	1/10/92	@ Chicago	L	90-105		9-13	22-14	Chicago	K. Malone - 17	Jordan - 37	18,676
37	1/11/92	@ Minnesota	L	96-101		9-14	22-15	Minneapolis	J. Malone - 32	T. Campbell - 21	19,006
38	1/14/92	MINNESOTA	W	116-110	14-1		23-15	Salt Lake City	K. Malone - 28	P. Richardson - 27	19,911
39	1/16/92	ATLANTA	W	116-111	15-1		24-15	Salt Lake City	K. Malone - 37	D. Wilkins - 29	19,911
40	1/18/92	HOUSTON	W	108-80	16-1		25-15	Salt Lake City	K. Malone - 34	Johnson/Olajuwon - 13	19,911
41	1/22/92	SAN ANTONIO	W	100-98	17-1		26-15	Salt Lake City	K. Malone - 23	W. Anderson - 23	19,911
42	1/23/92	@ Denver	L	111-115		9-15	26-16	Denver	K. Malone - 38	R. Williams - 23	14,399
43	1/25/92	@ Seattle	W	104-103		10-15	27-16	Seattle	K. Malone - 30	Benjamin/Pierce - 22	14,084
44	1/27/92	NEW YORK	L	80-97	17-2		27-17	Salt Lake City	K. Malone - 28	Ewing - 28	19,911
45	1/29/92	SACRAMENTO	W	124-105	18-2		28-17	Salt Lake City	J. Malone/K. Malone - 26	Simmons - 25	19,911
46	1/31/92	PHOENIX	W*	117-116	19-2		29-17	Salt Lake City	K. Malone - 43	K. Johnson - 28	19,911
47	2/1/92	@ Dallas	W	104-90		11-15	30-17	Dallas	K. Malone - 26	T. Davis - 19	16,392
48	2/3/92	CHICAGO	W***	126-123	20-2		31-17	Salt Lake City	K. Malone - 34	Jordan - 34	19,911
49	2/5/92	@ Sacramento	L	98-100		11-16	31-18	Sacramento	K. Malone - 25	Richmond - 23	17,014
50	2/11/92	CLEVELAND	W	111-109	21-2		32-18	Salt Lake City	K. Malone - 26	Nance - 21	19,911
51	2/13/92	LA. LAKERS	W	97-91	22-2		33-18	Salt Lake City	K. Malone - 35	Worthy - 24	19,911
52	2/15/92	DENVER	W	106-93	23-2		34-18	Salt Lake City	J. Malone - 24	R. Williams - 21	19,911
53	2/17/92	BOSTON	W	88-83	24-2		35-18	Salt Lake City	K. Malone - 30	R. Lewis - 19	19,911
54	2/19/92	DALLAS	W	118-96	25-2		36-18	Salt Lake City	K. Malone - 23	T. Davis - 14	19,911
55	2/21/92	HOUSTON	W	124-97	26-2		37-18	Salt Lake City	J. Malone - 28	Bullard - 19	19,911
56	2/24/92	@ Portland	L	107-110		11-17	37-19	Portland	K. Malone - 30	Drexler - 24	12,888
57	2/25/92	@ LA. Clippers	W	106-101		12-17	38-19	Los Angeles	K. Malone - 33	Manning - 28	13,732
58	2/27/92	SEATTLE	L*	124-130	26-3		38-20	Salt Lake City	K. Malone - 35	E. Johnson - 32	19,911
59	3/1/92	@ Phoenix	L	109-114		12-18	38-21	Phoenix	K. Malone - 26	K. Johnson - 32	14,496
60	3/3/92	@ Golden State	W	123-101		13-18	39-21	Oakland	K. Malone - 44	Mullin - 23	15,025
61	3/4/92	SAN ANTONIO	W	102-93	27-3		40-21	Salt Lake City	K. Malone - 26	D. Robinson - 28	19,911
62	3/6/92	NEW JERSEY	W	117-96	28-3		41-21	Salt Lake City	J. Malone - 27	Coleman - 27	19,911
63	3/8/92	@ Denver	W	112-88		14-18	42-21	Denver	K. Malone - 28	Lichti/Williams - 16	10,251
64	3/12/92	@ Sacramento	W	114-103		15-18	43-21	Sacramento	K. Malone - 40	Richmond - 26	17,014
65	3/14/92	@ San Antonio	L	106-113		15-19	43-22	San Antonio	Stockton - 24	D. Robinson - 27	16,057
66	3/15/92	@ Houston	L	97-106		15-20	43-23	Houston	K. Malone - 36	K. Smith - 28	15,003
67	3/19/92	DENVER	W	115-100	29-3		44-23	Salt Lake City	K. Malone - 31	Liberty - 23	19,911
68	3/21/92	PORTLAND	W	95-77	30-3		45-23	Salt Lake City	K. Malone - 22	Drexler - 26	19,911
69	3/25/92	PHILADELPHIA	W	100-94	31-3		46-23	Salt Lake City	K. Malone - 28	Barkey - 23	19,911
70	3/27/92	LA. LAKERS	L	92-103	31-4		46-24	Salt Lake City	K. Malone - 31	Teagle - 23	19,911
71	3/30/92	MILWAUKEE	W	120-100	32-4		47-24	Salt Lake City	J. Malone - 30	D. Ellis - 20	19,911
72	3/31/92	@ Seattle	L	103-122		15-21	47-25	Seattle	K. Malone - 24	Barros/Johnson - 18	12,242
73	4/2/92	@ Portland	L	86-118		15-22	47-26	Portland	J. Malone - 17	Drexler - 33	12,888
74	4/3/92	PHOENIX	W	113-94	33-4		48-26	Salt Lake City	K. Malone - 31	Majerle - 18	19,911
75	4/5/92	@ Minnesota	L	91-93		15-23	48-27	Minneapolis	K. Malone - 33	T. Campbell - 22	19,006
76	4/7/92	@ Denver	W	124-101		16-23	49-27	Denver	K. Malone - 24	R. Williams - 20	13,537
77	4/9/92	DALLAS	W	113-90	34-4		50-27	Salt Lake City	K. Malone - 28	H. Williams - 20	19,911
78	4/11/92	@ LA. Lakers	W	93-90		17-23	51-27	Los Angeles	K. Malone - 27	Threault - 24	17,176
79	4/13/92	GOLDEN STATE	W	138-99	35-4		52-27	Salt Lake City	K. Malone - 42	T. Hardaway - 13	19,911
80	4/15/92	HOUSTON	W	130-98	36-4		53-27	Salt Lake City	K. Malone - 29	E. Floyd - 27	19,911
81	4/17/92	MINNESOTA	W	120-106	37-4		54-27	Salt Lake City	J. Malone - 35	Glass - 26	19,911
82	4/19/92	@ San Antonio	W	101-90		18-23	55-27	San Antonio	K. Malone - 34	Cummings - 21	16,057

* Denotes number of overtime periods

BOLD indicates home sellout

HISTORY

1992-93 UTAH JAZZ

RECORD: 47-35 (.573), 3rd in Midwest Division

HEAD COACH: Jerry Sloan

AWARDS:

- Karl Malone, All-NBA First Team
- John Stockton, All-NBA Second Team
- John Stockton, Court Vision Award
- Karl Malone, NBA All-Star (co-MVP)
- John Stockton, NBA All-Star (co-MVP)
- Karl Malone, Player of the Week (1/31)

PLAYOFFS:

• Lost to Seattle (2-3) in First Round

DRAFT ADDITIONS:

• No Picks



1992-93 NOTES:

- Scott Layden is named Director of Basketball Operations on 6/3/92.
- On draft day (6/24/92), the Jazz trades Blue Edwards, Eric Murdock and the team's 23rd pick to Milwaukee for Jay Humphries and Larry Krystkowiak.
- Utah's sellout streak of 206 consecutive games ends on 12/1/92.
- Karl Malone reaches the 15,000 points-scored plateau in December.
- Mark Eaton becomes only the second player in NBA history to block over 3,000 shots.
- Salt Lake City hosts the 1993 All-Star Game, and John Stockton and Karl Malone earn co-MVP honors for their efforts in the West's 135-132 victory.
- Karl Malone becomes the franchise's all-time leading rebounder.
- John Stockton reaches 8,000 assists and 1,800 steals and finishes first in the league in assists for the sixth straight season.
- Utah finishes with its eighth straight winning season and 10th straight at .500 or better.
- The Jazz also qualifies for the playoffs for the 10th straight year.

1992-93 UTAH JAZZ FINAL STATISTICS

PLAYER	FIELD GOALS					3-PT. FGS.			FREE THROWS			REBOUNDS			AVERAGES									
	G	MIN	FGM	FGA	PCT	3FGM	3FGA	3PCT	FIM	FIA	PCT	OFF	DEF	TOT	AST	PF	DQ	STL	TO	BLK	PIS	PPG	RPG	APG
Malone, Karl	82	3099	797	1443	.552	4	20	.200	619	836	.740	227	692	919	308	261	2	124	240	85	2217	27.0	11.2	3.8
Malone, Jeff	79	2558	595	1205	.494	3	9	.333	236	277	.852	31	142	173	128	117	0	42	125	4	1429	18.1	2.2	1.6
Stockton, John	82	2863	437	899	.486	72	187	.385	293	367	.798	64	173	237	987	224	2	199	266	21	1239	15.1	2.9	12.0
Corbin, Tyrone	82	2555	385	766	.503	0	5	.000	180	218	.826	194	325	519	173	252	3	108	108	32	950	11.6	6.3	2.1
Humphries, Jay	78	2034	287	659	.436	15	75	.200	101	130	.777	40	103	143	317	236	3	101	132	11	690	8.8	1.8	4.1
Benoit, David	82	1712	258	592	.436	34	98	.347	114	152	.750	116	276	392	43	201	2	45	90	43	664	8.1	4.8	0.5
Krystkowiak, Larry	71	1362	198	425	.466	0	1	.000	117	147	.796	74	205	279	68	181	1	42	62	13	513	7.2	3.9	1.0
Brown, Mike	82	1551	176	409	.430	0	1	.000	113	164	.689	147	244	391	64	190	1	32	95	23	465	5.7	4.8	0.8
Donaldson, James	6	94	8	14	.571	0	0	---	5	9	.556	6	23	29	1	13	0	1	4	7	21	3.5	4.8	0.2
James, Henry	2	9	1	6	.167	0	3	.000	5	6	.833	1	0	1	0	0	0	0	0	0	7	3.5	0.5	0.0
Austin, Isaac	46	306	50	112	.446	0	1	.000	29	44	.659	38	41	79	6	60	1	8	23	14	129	2.8	1.7	0.1
Eaton, Mark	64	1104	71	130	.546	0	0	---	35	50	.700	73	191	264	17	143	0	18	43	79	177	2.8	4.1	0.3
Crotty, John	40	243	37	72	.514	2	14	.143	26	38	.684	4	13	17	55	29	0	11	30	0	102	2.6	0.4	1.4
Howard, Stephen	49	260	35	93	.376	0	0	---	34	53	.642	26	34	60	10	58	0	15	23	12	104	2.1	1.2	0.2
Ledger, Tim	3	5	1	3	.333	0	0	---	0	0	---	0	1	1	0	0	0	0	0	0	2	0.7	0.3	0.0
UTAH JAZZ	82	19755	3336	6828	.489	130	414	.314	1907	2491	.766	1041	2463	3504	2177	1965	15	746	1270	344	8709	106.2		
OPPONENTS	82	19755	3258	6970	.467	272	836	.325	1743	2343	.744	1120	2314	3434	1928	1970	20	648	1291	468	8531	104.0		

1992-93 GAME-BY-GAME BREAKDOWN

	W	L	VS. ATLANTIC	W	L	VS. CENTRAL	W	L	VS. MIDWEST	W	L	VS. PACIFIC	W	L
RECORD	47	35	Boston	2	0	Atlanta	0	2	Dallas	5	0	Golden State	1	3
Home	28	13	Miami	2	0	Charlotte	1	1	Denver	3	2	L.A. Clippers	2	2
Road	19	22	New Jersey	1	1	Chicago	0	2	Houston	1	4	L.A. Lakers	3	1
November	7	5	New York	1	1	Cleveland	1	1	Minnesota	4	1	Phoenix	1	3
December	11	3	Orlando	1	1	Detroit	2	0	San Antonio	3	3	Portland	2	2
January	9	6	Philadelphia	2	0	Indiana	2	0				Sacramento	2	2
February	6	8	Washington	1	1	Milwaukee	2	0				Seattle	2	2
March	8	8												
April	6	5												
			VS. ATLANTIC	10	4	VS. CENTRAL	8	6	VS. MIDWEST	16	10	VS. PACIFIC	13	15
					VS. EAST	18	10					VS. WEST	29	25

1992-93 UTAH JAZZ

1992-93 UTAH JAZZ (47-35, .573) 3RD IN MIDWEST DIVISION

GM	DATE	OPPONENT	W/L	SCORE	HOME	ROAD	TOTAL	SITE	UTA HIGH SCORER	OPP. HIGH SCORER	ATTEND.
1	11/6/92	GOLDEN STATE	L	114-129	0-1		0-1	Salt Lake City	K. Malone - 33	B. Owens - 29	19,911
2	11/7/92	@ Dallas	W	122-106		1-0	1-1	Dallas	K. Malone - 31	D. Harper - 26	12,514
3	11/10/92	@ Denver	W	118-109		2-0	2-1	Denver	K. Malone - 29	C. Jackson - 27	10,456
4	11/12/92	PHOENIX	L	91-102	0-2		2-2	Salt Lake City	K. Malone - 32	Barkley - 25	19,911
5	11/14/92	L.A. CLIPPERS	W	124-104	1-2		3-2	Salt Lake City	K. Malone - 31	Manning - 23	19,911
6	11/17/92	@ New Jersey	W	108-97		3-0	4-2	East Rutherford, NJ	K. Malone - 29	Anderson/Petrovic - 25	19,911
7	11/18/92	@ Boston	W	92-91		4-0	5-2	Boston	K. Malone - 29	R. Lewis - 25	14,890
8	11/20/92	@ Indiana	W	97-95		5-0	6-2	Indianapolis	K. Malone - 34	Schrempf - 22	12,471
9	11/21/92	@ Washington	L	109-126		5-1	6-3	Landover, MD	Benoit/K. Malone - 22	Giugliotta - 39	11,027
10	11/25/92	SAN ANTONIO	L	102-128	1-3		6-4	Salt Lake City	K. Malone - 32	D. Robinson - 25	19,911
11	11/27/92	NEW JERSEY	L	110-112	1-4		6-5	Salt Lake City	K. Malone - 32	Bowie - 27	19,911
12	11/28/92	@ Houston	W	108-99		6-1	7-5	Houston	J. Malone - 40	Oluajuwon - 23	14,892
13	12/1/92	DALLAS	W	116-101	2-4		8-5	Salt Lake City	K. Malone - 27	Davis/Moore - 20	19,452
14	12/3/92	MINNESOTA	W	110-91	3-4		9-5	Salt Lake City	J. Malone - 19	Person/West - 16	19,911
15	12/5/92	DENVER	W	119-89	4-4		10-5	Salt Lake City	K. Malone - 30	L. Ellis - 14	19,911
16	12/8/92	@ San Antonio	L	103-121		6-2	10-6	San Antonio	Stockton - 19	Elliot - 32	16,057
17	12/10/92	WASHINGTON	W	112-96	5-4		11-6	Salt Lake City	K. Malone - 33	Chapman - 32	19,911
18	12/12/92	MILWAUKEE	W	108-82	6-4		12-6	Salt Lake City	K. Malone - 27	Brickowski - 19	19,911
19	12/16/92	@ Charlotte	W	93-91		7-2	13-6	Charlotte	K. Malone - 21	L. Johnson - 29	23,698
20	12/18/92	@ Philadelphia	W	112-98		8-2	14-6	Philadelphia	K. Malone - 23	Weatherston - 17	11,582
21	12/19/92	@ Cleveland	L	104-121		8-3	14-7	Richfield, OH	K. Malone - 24	Daghighy - 27	18,713
22	12/22/92	@ Orlando	L	98-101		8-4	14-8	Orlando	K. Malone - 30	S. O'Neal - 28	15,151
23	12/23/92	@ Miami	W	92-86		9-4	15-8	Miami	K. Malone - 23	Rice - 18	15,008
24	12/26/92	BOSTON	W	108-92	7-4		16-8	Salt Lake City	K. Malone - 29	Gamble - 16	19,911
25	12/28/92	MINNESOTA	W	114-95	8-4		17-8	Salt Lake City	K. Malone - 21	M. Williams - 19	19,911
26	12/30/92	PHILADELPHIA	W	119-110	9-4		18-8	Salt Lake City	K. Malone - 32	Hornacek - 27	19,911
27	1/2/93	@ Portland	W	110-102		10-4	19-8	Portland	K. Malone - 29	Duckworth - 27	12,888
28	1/5/93	SAN ANTONIO	W	113-87	10-4		20-8	Salt Lake City	J. Malone - 22	A. Carr - 21	19,911
29	1/7/93	@ San Antonio	L	99-109		10-5	20-9	San Antonio	Humphries - 19	D. Ellis - 33	16,057
30	1/9/93	@ Dallas	W	126-102		11-5	21-9	Dallas	J. Malone - 27	Iuzzolino - 18	12,969
31	1/10/93	@ Houston	L	90-97		11-6	21-10	Houston	K. Malone - 29	Oluajuwon - 35	10,702
32	1/12/93	MIAMI	W**	125-122	11-4		22-10	Salt Lake City	K. Malone - 30	Rice - 31	19,911
33	1/14/93	SEATTLE	W	96-89	12-4		23-10	Salt Lake City	K. Malone - 38	Kemp - 15	19,911
34	1/16/93	SACRAMENTO	W	108-107	13-4		24-10	Salt Lake City	K. Malone - 30	Simmons - 33	19,911
35	1/18/93	@ Seattle	L	96-106		11-7	24-11	Seattle	K. Malone - 28	Payton - 22	14,663
36	1/20/93	@ Golden State	L	113-120		11-8	24-12	Oakland	K. Malone - 30	T. Hardaway - 28	15,025
37	1/22/93	L.A. LAKERS	W	98-94	14-4		25-12	Salt Lake City	K. Malone - 27	Perkins - 19	19,911
38	1/24/93	PORTLAND	L	113-124	15-5		25-13	Salt Lake City	K. Malone - 42	Drexler - 28	19,911
39	1/26/93	CLEVELAND	W	113-96	15-5		26-13	Salt Lake City	K. Malone - 28	Brandon - 21	19,911
40	1/27/93	@ L.A. Clippers	L	97-107		11-9	26-14	Los Angeles	K. Malone - 38	Manning - 25	12,230
41	1/30/93	L.A. CLIPPERS	W	113-105	16-5		27-14	Salt Lake City	K. Malone - 38	Manning - 29	19,911
42	2/1/93	CHICAGO	L	92-96	16-6		27-15	Salt Lake City	K. Malone - 40	Jordan - 37	19,911
43	2/3/93	DENVER	W	100-96	17-6		28-15	Salt Lake City	K. Malone - 28	Liberty - 20	19,911
44	2/4/93	@ L.A. Lakers	L	110-114		11-10	28-16	Los Angeles	K. Malone - 32	A.C. Green - 23	14,269
45	2/8/93	ORLANDO	W	108-96	18-6		29-16	Salt Lake City	K. Malone - 23	Skiles - 25	19,911
46	2/9/93	@ Sacramento	W	119-114		12-10	30-16	Sacramento	K. Malone - 36	Tisdale - 31	17,317
47	2/11/93	@ Seattle	W	101-96		13-10	31-16	Seattle	Stockton - 23	Payton/Pierce - 21	14,433
48	2/13/93	ATLANTA	L	112-121	18-7		31-17	Salt Lake City	Stockton - 32	D. Wilkins - 43	19,911
49	2/15/93	@ Minnesota	W	112-91		14-10	32-17	Minneapolis	K. Malone - 38	Person - 26	18,493
50	2/17/93	@ Chicago	L	96-114		14-11	32-18	Chicago	K. Malone - 20	Jordan - 27	18,676
51	2/18/93	@ Milwaukee	W	105-94		15-11	33-18	Milwaukee	K. Malone - 26	Edwards - 25	14,263
52	2/23/93	HOUSTON	L	78-105	18-8		33-19	Salt Lake City	K. Malone - 18	Oluajuwon - 24	19,911
53	2/24/93	@ Golden State	L	108-120		15-12	33-20	Oakland	J. Malone - 31	S. Marculionis - 24	15,025
54	2/26/93	@ Phoenix	L	106-113		15-13	33-21	Phoenix	Stockton - 25	Barkley - 29	19,023
55	2/27/93	SACRAMENTO	L	117-121	18-9		33-22	Salt Lake City	J. Malone/K. Malone - 24	W. Williams - 37	19,911
56	3/1/93	CHARLOTTE	L	107-110	18-10		33-23	Salt Lake City	K. Malone - 32	L. Johnson - 30	19,911
57	3/3/93	@ Detroit	W	106-98		16-13	34-23	Auburn Hills, MI	K. Malone - 38	I. Thomas - 40	21,454
58	3/4/93	@ New York	L	111-125		16-14	34-24	New York City	J. Malone/K. Malone - 32	Ewing/Campbell - 28	19,763
59	3/6/93	@ Atlanta	L	118-139		16-15	34-25	Atlanta	K. Malone - 19	Willis - 28	14,550
60	3/9/93	MINNESOTA	W	116-107	19-10		35-25	Salt Lake City	K. Malone - 27	West - 23	19,911
61	3/13/93	@ Houston	L	95-104		16-16	38-26	Houston	J. Malone - 26	Oluajuwon - 38	16,611
62	3/15/93	@ Dallas	W	109-96		17-16	36-26	Dallas	K. Malone - 36	D. Smith - 22	14,852
63	3/17/93	DETROIT	W	104-80	20-10		37-26	Salt Lake City	K. Malone - 22	I. Thomas - 14	19,911
64	3/19/93	SEATTLE	L	97-108	20-11		37-27	Salt Lake City	K. Malone - 29	R. Pierce - 28	19,911
65	3/20/93	@ L.A. Clippers	L	100-107		17-17	37-28	Los Angeles	K. Malone - 33	S. Roberts - 20	15,989
66	3/22/93	@ Denver	L	93-107		17-18	37-29	Denver	J. Malone - 19	Mutombo - 21	17,022
67	3/23/93	INDIANA	W	119-101	21-11		38-29	Salt Lake City	Stockton - 23	R. Miller - 33	19,911
68	3/25/93	NEW YORK	W	104-87	22-11		39-29	Salt Lake City	K. Malone - 20	Ewing - 27	19,911
69	3/26/93	@ San Antonio	W	104-98		18-18	40-29	San Antonio	J. Malone - 28	A. Carr - 21	16,057
70	3/29/93	DENVER	L	101-114	22-12		40-30	Salt Lake City	K. Malone - 26	C. Jackson - 23	19,911
71	3/31/93	SAN ANTONIO	W	93-85	23-12		41-30	Salt Lake City	K. Malone - 31	D. Robinson - 17	19,911
72	4/4/93	@ L.A. Lakers	W	111-99		19-18	42-30	Los Angeles	K. Malone - 23	Peeler - 19	15,593
73	4/6/93	@ Portland	L	95-110		19-19	42-31	Portland	K. Malone - 25	T. Porter - 25	12,888
74	4/8/93	HOUSTON	L	90-95	23-13		42-32	Salt Lake City	K. Malone - 23	Oluajuwon - 27	19,911
75	4/11/93	@ Phoenix	L	99-112		19-20	42-33	Phoenix	K. Malone - 22	K. Johnson - 29	19,023
76	4/12/93	DALLAS	W	107-94	24-13		43-33	Salt Lake City	K. Malone - 27	Roos - 20	19,911
77	4/15/93	PORTLAND	W*	122-117	25-13		44-33	Salt Lake City	K. Malone - 38	C. Robinson - 40	19,911
78	4/17/93	PHOENIX	W	110-101	26-13		45-33	Salt Lake City	K. Malone - 28	Ceballos - 25	19,911
79	4/20/93	@ Sacramento	L	92-101		19-21	45-34	Sacramento	K. Malone - 25	Simmons - 24	17,317
80	4/21/93	L.A. LAKERS	W	113-102	27-13		46-34	Salt Lake City	K. Malone - 31	Benjamin - 17	19,911
81	4/23/93	GOLDEN STATE	W	105-91	28-13		47-34	Salt Lake City	J. Malone - 19	Alexander - 21	19,911
82	4/25/93	@ Minnesota	L	111-113		19-22	47-35	Minneapolis	J. Malone - 24	M. Williams - 29	18,627

* Denotes number of overtime periods

BOLD indicates home sellout

HISTORY

1993-94 UTAH JAZZ

RECORD: 53-29 (.646), 3rd in Midwest Division

HEAD COACH: Jerry Sloan

HONORS:

- Karl Malone, All-NBA First Team
- John Stockton, All-NBA First Team
- John Stockton, Court Vision Award
- Karl Malone, NBA All-Star
- John Stockton, NBA All-Star
- Jerry Sloan, Coach of the Month (December)
- Karl Malone, Player of the Week (12/19)

PLAYOFFS:

- Defeated San Antonio (3-1) in First Round
- Defeated Denver (4-3) in Conference Semifinals
- Lost to Houston (1-4) in Western Conference Finals



DRAFT ADDITIONS:

- **1ST ROUND** 18TH PICK
Luther Wright (C), Seton Hall
- **2ND ROUND** 45TH PICK
Bryon Russell (F/G), Long Beach State

1993-94 NOTES:

- The Jazz trades Mike Brown to Minnesota in exchange for center Felton Spencer on 6/30/93.
- The Jazz signs Ute star and NBA All-Star Tom Chambers to a one-year contract.
- The Jazz retires Darrell Griffith's #35 jersey on 12/4/93.
- Jerry Sloan becomes the franchise's all-time winningest coach on 1/24/94, with his 278th win.
- Bryon Russell competes in the first NBA All-Star Rookie Game.
- On 2/24, the Jazz trades Jeff Malone and their 1994 first-round pick to Philadelphia for Jeff Homacek and Sean Green.
- Tom Chambers plays in his 1,000th career game on 3/25/94 vs. Milwaukee.
- John Stockton records his 2,000th steal on 3/26/94 at Houston.
- Stockton wins his seventh consecutive assist title (tops 1,000 assists for sixth time in seven years).
- Utah finishes with its ninth straight winning season and 11th straight at .500 or better.
- The Jazz also qualifies for the playoffs for the 11th straight year.
- The Jazz reaches the Western Conference Finals for the second time in four years.

1993-94 UTAH JAZZ FINAL STATISTICS

PLAYER	FIELD GOALS					3-PT. FGS.			FREE THROWS			REBOUNDS					AVERAGES									
	G	MIN	FGM	FGA	PCT	3FGM	3FGA	3PCT	FTM	FTA	PCT	OFF	DEF	TOT	AST	PF	DO	STL	TO	BLK	PTS	PPG	RPG	APG		
Malone, Karl	82	3329	772	1552	.497	8	32	.250	511	736	.694	235	705	940	328	268	2	125	234	126	2063	25.2	11.5	4.0		
Malone, Jeff	50	1657	338	692	.488	3	6	.500	129	153	.843	28	87	115	66	77	0	26	57	5	808	16.2	2.3	1.3		
Stockton, John	82	2969	458	868	.528	48	149	.322	272	338	.805	72	186	258	1031	236	3	199	266	22	1236	15.1	3.1	12.6		
Horaceck, Jeff	27	826	147	289	.509	18	42	.429	82	92	.891	19	48	67	104	71	0	32	33	3	394	14.6	2.5	3.9		
Chambers, Tom	80	1838	329	748	.440	14	45	.311	221	281	.786	87	239	326	79	232	2	40	89	32	893	11.2	4.1	1.0		
Spencer, Felton	79	2210	256	507	.505	0	0	---	165	272	.607	235	423	658	43	304	5	41	127	67	677	8.6	8.3	0.5		
Corbin, Tyrone	82	2149	268	588	.456	6	29	.207	117	144	.813	150	239	389	122	212	0	99	92	24	659	8.0	4.7	1.5		
Humphries, Jay	75	1619	233	535	.436	38	96	.396	57	76	.750	35	92	127	219	168	0	65	95	11	561	7.5	1.7	2.9		
Benoit, David	55	1070	139	361	.385	12	59	.203	68	88	.773	89	171	260	23	115	0	23	37	37	358	6.5	4.7	0.4		
Russell, Bryon	67	1121	135	279	.484	2	22	.091	62	101	.614	61	120	181	54	138	0	68	55	19	334	5.0	2.7	0.8		
Howard, Stephen	9	53	10	17	.588	0	0	---	11	16	.688	10	6	16	1	13	0	1	6	3	31	3.4	1.8	0.1		
Bond, Walter	56	559	63	156	.404	19	54	.352	31	40	.775	20	41	61	31	90	1	16	17	12	176	3.1	1.1	0.6		
Gallagher, Chad	2	3	3	3	1.000	0	0	---	0	0	---	0	0	0	0	2	0	0	0	0	6	3.0	0.0	0.0		
Crotty, John	45	313	45	99	.455	11	24	.458	31	36	.861	11	20	31	77	36	0	15	27	1	132	2.9	0.7	1.7		
Morningstar, Darren I	4	1	1	1	1.000	0	0	---	0	0	---	0	1	1	0	1	0	0	0	0	2	2.0	1.0	0.0		
Wright, Luther	15	92	8	23	.348	0	1	.000	3	4	.750	6	4	10	0	21	0	1	6	2	19	1.3	0.7	0.0		
Janmerson, Dave	1	4	0	2	.000	0	0	---	1	1	1.000	0	1	1	0	0	0	0	0	0	1	1.0	1.0	0.0		
Williams, Aaron	6	12	2	8	.250	0	0	---	0	1	.000	1	2	3	1	4	0	0	1	0	4	0.7	0.5	0.2		
Green, Sean	1	2	0	1	.000	0	0	---	0	0	---	0	0	0	0	0	0	0	0	0	0	0.0	0.0	0.0		
UTAH JAZZ	82	19830	3207	6729	.477	179	559	.320	1761	2379	.740	1059	2385	3444	2179	1988	13	751	1191	364	8354	101.9				
OPPONENTS	82	19830	2973	6641	.448	289	967	.299	1773	2444	.725	1100	2327	3427	1806	1922	15	593	1318	459	8008	97.7				

1993-94 GAME-BY-GAME BREAKDOWN

	W	L	VS. ATLANTIC	W	L	VS. CENTRAL	W	L	VS. MIDWEST	W	L	VS. PACIFIC	W	L
RECORD	53	29	Boston	2	0	Atlanta	1	1	Dallas	5	0	Golden State	1	3
Home	33	8	Miami	1	1	Charlotte	1	1	Denver	4	1	L.A. Clippers	3	1
Road	20	21	New Jersey	1	1	Chicago	0	2	Houston	3	3	L.A. Lakers	2	2
November	9	5	New York	2	0	Cleveland	1	1	Minnesota	4	1	Phoenix	2	2
December	11	3	Orlando	0	2	Detroit	2	0	San Antonio	5	0	Portland	3	1
January	8	7	Philadelphia	1	1	Indiana	1	1				Sacramento	3	1
February	10	4	Washington	2	0	Milwaukee	2	0				Seattle	1	3
March	6	8												
April	9	2												
			VS. ATLANTIC	9	5	VS. CENTRAL	8	6	VS. MIDWEST	21	5	VS. PACIFIC	15	13
						VS. EAST	17	11				VS. WEST	36	18

1993-94 UTAH JAZZ

1993-94 UTAH JAZZ (53-29, .646) 3RD IN MIDWEST DIVISION

GM	DATE	OPPONENT	W/L	SCORE	HOME	ROAD	TOTAL	SITE	UTA HIGH SCORER	OPP. HIGH SCORER	ATTEND.
1	11/5/93	DALLAS	W	102-86	1-0		1-0	Salt Lake City	K. Malone - 29	Mashburn - 22	19,911
2	11/6/93	@ Minnesota	W	105-95		1-0	2-0	Minneapolis	K. Malone - 32	Laethner - 22	18,827
3	11/8/93	SEATTLE	L	100-101	1-1		2-1	Salt Lake City	K. Malone - 22	R. Pierce - 16	19,911
4	11/10/93	ATLANTA	W	91-88	2-1		3-1	Salt Lake City	K. Malone - 26	Blaylock - 21	19,911
5	11/12/93	DETROIT	W	109-89	3-1		4-1	Salt Lake City	K. Malone - 28	Polynice - 17	19,911
6	11/13/93	@ Dallas	W	101-100		2-0	5-1	Dallas	J. Malone - 25	Harris/Mashburn - 20	13,187
7	11/16/93	@ Orlando	L	96-114		2-1	5-2	Orlando	K. Malone - 30	Skiles - 25	15,291
8	11/17/93	@ Miami	W	115-111		3-1	6-2	Miami	K. Malone - 30	Seikaly - 24	14,879
9	11/19/93	@ Philadelphia	L	115-124		3-2	6-3	Philadelphia	K. Malone - 32	Woodridge - 25	17,124
10	11/20/93	@ New York	W	86-72		4-2	7-3	New York City	K. Malone - 20	A. Mason - 14	19,763
11	11/24/93	HOUSTON	L*	93-95	3-2		7-4	Salt Lake City	Stockton - 24	Olajuwon - 29	19,911
12	11/26/93	NEW JERSEY	W	100-97	4-2		8-4	Salt Lake City	Stockton - 24	Coleman - 20	19,911
13	11/27/93	@ Phoenix	L	98-120		4-3	8-5	Phoenix	Humphries - 17	K. Johnson - 26	19,023
14	11/30/93	DENVER	W	103-92	5-2		9-5	Salt Lake City	K. Malone - 28	Abdul-Rauf - 18	18,546
15	12/2/93	INDIANA	W	103-87	6-2		10-5	Salt Lake City	J. Malone - 27	R. Miller - 15	19,609
16	12/4/93	CHARLOTTE	W	122-108	7-2		11-5	Salt Lake City	K. Malone - 35	Mourning - 36	19,911
17	12/6/93	NEW YORK	W	103-96	8-2		12-5	Salt Lake City	K. Malone - 29	Ewing/Starks - 21	19,911
18	12/8/93	WASHINGTON	W	113-91	9-2		13-5	Salt Lake City	K. Malone - 27	Elison - 17	19,911
19	12/10/93	@ Denver	L	98-107		4-4	13-6	Denver	K. Malone - 27	Abdul-Rauf - 25	16,327
20	12/11/93	@ Golden State	L*	112-115		4-5	13-7	Oakland	K. Malone - 29	Spewell - 29	15,025
21	12/13/93	SAN ANTONIO	W	102-87	10-2		14-7	Salt Lake City	K. Malone - 27	D. Robinson - 23	19,911
22	12/15/93	@ Minnesota	W	97-95		5-5	15-7	Minneapolis	K. Malone - 31	R. Williams - 27	17,696
23	12/17/93	@ Boston	W	97-96		6-5	16-7	Boston	K. Malone - 21	Radja - 19	14,890
24	12/18/93	@ Washington	W	102-96		7-5	17-7	Landover, MD	K. Malone - 27	MacLean - 29	18,756
25	12/21/93	@ Cleveland	L	97-112		7-6	17-8	Richfield, OH	J. Malone - 21	Daugherty - 26	17,044
26	12/23/93	@ San Antonio	W	96-88		8-6	18-8	San Antonio	K. Malone - 26	D. Robinson - 27	33,151
27	12/27/93	MINNESOTA	W	97-93	11-2		19-8	Salt Lake City	K. Malone - 34	Person - 22	19,911
28	12/29/93	BOSTON	W*	110-107	12-2		20-8	Salt Lake City	K. Malone - 25	R. Fox - 28	19,911
29	1/2/94	@ Portland	W	92-90		9-6	21-8	Salt Lake City	K. Malone - 25	C. Robinson - 22	12,888
30	1/3/94	DALLAS	W	115-85	13-2		22-8	Salt Lake City	Chambers - 20	J. Jackson - 23	19,911
31	1/5/94	PHOENIX	L	91-107	13-3		22-9	Salt Lake City	Stockton - 17	Majerle - 25	19,911
32	1/7/94	MIAMI	L	104-110	13-4		22-10	Salt Lake City	Stockton - 22	Rice - 27	19,911
33	1/8/94	@ Seattle	L	87-108		9-7	22-11	Seattle	K. Malone - 20	three players - 16	14,813
34	1/13/94	@ Milwaukee	W	101-83		10-7	23-11	Milwaukee	Humphries/K. Malone - 14	V. Baker - 17	13,864
35	1/14/94	@ Chicago	L	91-107		10-8	23-12	Chicago	K. Malone - 26	Pippen - 13	18,676
36	1/16/94	@ New Jersey	L	94-99		10-9	23-13	East Rutherford, NJ	K. Malone - 23	K. Edwards - 25	16,105
37	1/17/94	@ Detroit	W	109-94		11-9	24-13	Auburn Hills, MI	J. Malone/K. Malone - 25	G. Anderson - 23	19,137
38	1/19/94	CLEVELAND	W	104-92	14-4		25-13	Salt Lake City	K. Malone - 28	M. Price - 24	19,729
39	1/21/94	SACRAMENTO	W	112-83	15-4		26-13	Salt Lake City	K. Malone - 20	Strickland - 18	19,911
40	1/22/94	@ Houston	L	101-106		11-10	26-14	Houston	K. Malone - 27	Olajuwon - 40	16,611
41	1/24/94	SEATTLE	W	95-90	16-4		27-14	Salt Lake City	K. Malone - 26	Payton - 18	19,911
42	1/26/94	@ Minnesota	L	98-100		11-11	27-15	Minneapolis	K. Malone - 33	Laethner/Person - 22	17,242
43	1/28/94	GOLDEN STATE	W	119-91	17-4		28-15	Salt Lake City	K. Malone - 30	Jennings - 17	19,911
44	2/1/94	HOUSTON	W	104-88	18-4		29-15	Salt Lake City	K. Malone - 29	Olajuwon - 23	19,911
45	2/3/94	CHICAGO	L	85-94	18-5		29-16	Salt Lake City	K. Malone - 24	B.J. Armstrong - 20	19,911
46	2/5/94	PORTLAND	W	128-114	19-5		30-16	Salt Lake City	K. Malone - 30	Strickland - 25	19,911
47	2/6/94	@ LA. Lakers	L	90-107		11-12	30-17	Los Angeles	K. Malone - 23	R. Jordan - 28	11,777
48	2/8/94	@ Denver	W	96-95		12-12	31-17	Denver	K. Malone - 24	R. Rogers - 23	14,897
49	2/9/94	LA. LAKERS	L	96-103	19-6		31-18	Salt Lake City	K. Malone - 29	Threatt - 25	19,911
50	2/16/94	@ LA. Clippers	W	103-99		13-12	32-18	Los Angeles	J. Malone - 27	M. Jackson - 26	9,733
51	2/18/94	@ Sacramento	L	81-90		13-13	32-19	Sacramento	K. Malone - 19	Richmond - 27	17,317
52	2/19/94	LA. CLIPPERS	W	100-93	20-6		33-19	Salt Lake City	K. Malone - 26	R. Harper - 30	19,911
53	2/21/94	PHILADELPHIA	W	119-92	21-6		34-19	Salt Lake City	K. Malone - 23	Leckner - 16	19,911
54	2/23/94	SAN ANTONIO	W**	106-102	22-6		35-19	Salt Lake City	K. Malone/Stockton - 31	D. Robinson - 25	19,911
55	2/25/94	PHOENIX	W	107-87	23-6		36-19	Salt Lake City	Humphries - 23	Barkley - 21	19,911
56	2/26/94	@ Houston	W	95-85		14-13	37-19	Houston	K. Malone - 28	Olajuwon - 23	16,611
57	2/28/94	HOUSTON	W	89-85	24-6		38-19	Salt Lake City	K. Malone - 18	Olajuwon - 20	19,911
58	3/2/94	@ San Antonio	W	106-96		15-13	39-19	San Antonio	K. Malone - 24	D. Robinson - 32	18,577
59	3/5/94	@ Dallas	W	103-90		16-13	40-19	Dallas	K. Malone - 34	Mashburn - 24	14,144
60	3/6/94	@ Phoenix	W	103-92		17-13	41-19	Phoenix	K. Malone - 30	Ceballos - 22	19,023
61	3/8/94	MINNESOTA	W	100-86	25-6		42-19	Salt Lake City	K. Malone - 30	Chris Smith - 21	19,911
62	3/9/94	@ Portland	L	99-122		17-14	42-20	Portland	K. Malone/Stockton - 14	Strickland - 27	12,888
63	3/14/94	LA. LAKERS	W	102-101	26-6		43-20	Salt Lake City	K. Malone - 19	Van Exel - 22	19,911
64	3/15/94	@ LA. Clippers	L	105-108		17-15	43-21	Los Angeles	K. Malone - 34	R. Harper - 32	10,584
65	3/18/94	@ Charlotte	L	78-82		17-16	43-22	Charlotte	K. Malone - 21	Mourning - 21	23,698
66	3/19/94	@ Indiana	L	103-107		17-17	43-23	Indianapolis	K. Malone - 37	Smits - 19	15,374
67	3/21/94	@ Atlanta	L*	96-100		17-18	43-24	Atlanta	Homacek - 25	Willis - 25	12,882
68	3/23/94	ORLANDO	L	93-98	26-7		43-25	Salt Lake City	K. Malone - 27	A. Hardaway - 21	19,911
69	3/25/94	MILWAUKEE	W	103-96	27-7		44-25	Salt Lake City	K. Malone - 27	B. Edwards - 24	19,911
70	3/26/94	@ Houston	L	83-98		17-19	44-26	Houston	K. Malone - 23	Olajuwon - 37	16,611
71	3/29/94	GOLDEN STATE	L	113-116	27-8		44-27	Salt Lake City	K. Malone - 24	Spewell - 35	19,911
72	4/2/94	DENVER	W	101-91	28-8		45-27	Salt Lake City	K. Malone - 31	M. Abdul-Rauf - 19	19,911
73	4/5/94	@ Seattle	L	79-86		17-20	45-28	Seattle	K. Malone - 16	Schrempf - 17	14,813
74	4/7/94	DALLAS	W	99-82	29-8		46-28	Salt Lake City	K. Malone - 25	Mashburn/Rooks - 14	19,911
75	4/9/94	LA. CLIPPERS	W	128-104	30-8		47-28	Salt Lake City	K. Malone - 25	Dehere/Harper - 17	19,911
76	4/12/94	SACRAMENTO	W	126-91	31-8		48-28	Salt Lake City	K. Malone - 21	Richmond - 20	19,911
77	4/14/94	SAN ANTONIO	W	101-90	32-8		49-28	Salt Lake City	K. Malone - 23	D. Robinson - 31	19,911
78	4/16/94	@ Golden State	L	105-109		17-21	49-29	Oakland	K. Malone - 21	Mullin - 28	15,025
79	4/19/94	@ Sacramento	W	115-108		18-21	50-29	Sacramento	K. Malone - 30	Webb - 28	17,317
80	4/21/94	PORTLAND	W	122-111	33-8		51-29	Salt Lake City	Homacek - 23	Drexler - 31	19,911
81	4/22/94	@ Denver	W	113-106		19-21	52-29	Denver	K. Malone - 38	Abdul-Rauf - 31	17,171
82	4/24/94	@ LA. Lakers	W	103-97		20-21	53-29	Los Angeles	K. Malone - 24	Van Exel - 21	15,339

* Denotes number of overtime periods

BOLD indicates home sellout

HISTORY

1994-95 UTAH JAZZ

RECORD: 60-22 (.732), 2nd in Midwest Division

HEAD COACH: Jerry Sloan

HONORS:

- Karl Malone, All-NBA First Team
- John Stockton, All-NBA First Team
- John Stockton, All-Defensive Second Team
- Karl Malone, NBA All-Star
- John Stockton, NBA All-Star
- Karl Malone, Player of the Month (April)

HONORS, CONT.

- Jerry Sloan, Coach of the Month (January)
- Karl Malone, Player of the Week (12/18, 4/23)
- John Stockton, Player of the Week (1/29)



PLAYOFFS:

- Lost to Houston (2-3) in First Round

DRAFT ADDITIONS:

- 2ND ROUND 47TH PICK
Jamie Watson (G/F), South Carolina

1994-95 NOTES:

- Trainer Don Sparks retires after 20 years with the Jazz and is replaced by Mike Shimensky.
- Jeff Humacek scores 40 points vs. Seattle on 11/23/94, setting an NBA record by hitting all eight three-point attempts.
- The Jazz wins 15 straight road games from 11/27-1/26, the second-longest streak in NBA history.
- Utah wins a franchise-record 14 straight games from 1/7-2/1.
- On 1/20/95 vs. Cleveland, Karl Malone becomes the 19th player in NBA history to reach 20,000 career points.
- Felton Spencer ruptures his left Achilles' tendon on 1/13 and is lost for the remainder of the season.
- On 2/1/95 vs. Denver, John Stockton dishes his 9,922nd career assist to pass Magic Johnson as the NBA's all-time assist leader.
- Jeff Humacek scores the 10,000th point of his career on 2/14/95 at San Antonio.
- Stockton becomes the first player in NBA history to reach 10,000 assists vs. Boston on 2/18/95.
- Stockton becomes the all-time franchise leader in games played with 876 games.
- The Jazz finishes the season with a franchise best record of 60-22.
- The franchise raises its overall record to 862-860, the first time the team has ever been over .500.
- Utah finishes with its 10th straight winning season and 12th straight at .500 or better.
- The Jazz also qualifies for the playoffs for the 12th straight year.

1994-95 UTAH JAZZ FINAL STATISTICS

PLAYER	G	MIN	FIELD GOALS			3-PT. FGS.			FREE THROWS			REBOUNDS		TOT	AST	PF	DQ	STL	TO	BLK	AVERAGES			
			FGM	FGA	PCT	3FGM	3FGA	3PCT	FIM	FIA	PCT	OFF	DEF								PPG	RPG	APG	
Malone, Karl	82	3126	830	1548	.536	11	41	.268	516	695	.742	156	715	871	285	269	2	129	236	85	2187	26.7	10.6	3.5
Humacek, Jeff	81	2996	482	937	.514	89	219	.406	284	322	.882	53	157	210	347	181	1	129	145	17	1337	16.5	2.6	4.3
Stockton, John	82	2867	429	791	.542	102	227	.449	246	306	.804	57	194	251	1011	215	3	194	267	22	1206	14.7	3.1	12.3
Benoit, David	71	1841	285	587	.486	38	115	.330	132	157	.841	96	272	368	58	183	1	45	75	47	740	10.4	5.2	0.8
Carr, Antoine	78	1677	290	546	.531	1	4	.250	165	201	.821	81	184	265	67	253	4	24	87	68	746	9.6	3.4	0.9
Spencer, Felton	34	905	105	215	.488	0	0	---	107	135	.793	90	170	260	17	131	3	12	68	32	317	9.3	7.6	0.5
Edwards, Blue	36	605	98	198	.495	11	32	.344	32	42	.762	25	40	65	30	79	1	24	42	6	239	6.6	1.8	0.8
Chambers, Tom	81	1240	195	427	.457	4	24	.167	109	135	.807	66	147	213	73	173	1	25	52	30	503	6.2	2.6	0.9
Keefe, Adam	75	1270	172	298	.577	0	0	---	117	173	.676	135	192	327	30	141	0	36	62	25	461	6.1	4.4	0.4
Bond, Walter	18	239	36	72	.500	14	37	.378	11	16	.688	7	20	27	17	37	0	5	14	4	97	5.4	1.5	0.9
Russell, Bryon	63	860	104	238	.437	13	44	.295	62	93	.667	44	97	141	34	101	0	48	42	11	283	4.5	2.2	0.5
Crotty, John	80	1019	93	231	.403	11	36	.306	98	121	.810	27	70	97	205	105	0	39	70	6	295	3.7	1.2	2.6
Watson, Jamie	60	673	76	152	.500	5	19	.263	38	56	.679	16	58	74	59	86	0	35	51	11	195	3.3	1.2	1.0
Donaldson, James	43	613	44	74	.595	0	0	---	22	31	.710	19	88	107	14	66	0	6	22	28	110	2.6	2.5	0.3
Humphries, Jay	12	149	4	25	.160	2	3	.667	0	0	---	2	8	10	9	25	0	7	12	0	10	0.8	0.8	0.8
UTAH JAZZ	82	19780	3243	6339	.512	301	801	.376	1939	2483	.781	874	2412	3286	2256	2045	16	758	1289	392	8726	106.4		
OPPONENTS	82	19780	2845	6282	.453	546	1431	.382	1839	2477	.742	917	2125	3042	2053	1970	15	648	1353	429	8071	98.4		

1994-95 GAME-BY-GAME BREAKDOWN

	W	L	VS. ATLANTIC	W	L	VS. CENTRAL	W	L	VS. MIDWEST	W	L	VS. PACIFIC	W	L
RECORD	60	22	Boston	2	0	Atlanta	2	0	Dallas	3	2	Golden State	2	2
Home	33	8	Miami	2	0	Charlotte	0	2	Denver	4	1	L.A. Clippers	3	1
Road	27	14	New Jersey	2	0	Chicago	2	0	Houston	3	2	L.A. Lakers	2	2
November	9	5	New York	2	0	Cleveland	1	1	Minnesota	5	1	Phoenix	2	2
December	10	4	Orlando	1	1	Detroit	2	0	San Antonio	2	3	Portland	3	1
January	14	1	Philadelphia	2	0	Indiana	2	0				Sacramento	4	0
February	7	6	Washington	2	0	Milwaukee	2	0				Seattle	3	1
March	12	4												
April	8	2												
			VS. ATLANTIC	13	1	VS. CENTRAL	11	3	VS. MIDWEST	17	9	VS. PACIFIC	19	9
					VS. EAST	24	4				VS. WEST	36	18	

1994-95 UTAH JAZZ

1994-95 UTAH JAZZ (60-22, .732) 2ND IN MIDWEST DIVISION

GM	DATE	OPPONENT	W/L	SCORE	HOME	ROAD	TOTAL	SITE	UTA HIGH SCORER	OPP. HIGH SCORER	ATTEND.
1	11/4/94	MIAMI	W	119-108	1-0		1-0	Salt Lake City	Homacek - 21	Rice/Smith - 19	19,911
2	11/5/94	@ Seattle	L	103-110		0-1	1-1	Tacoma, WA	Malone/Stockton - 27	Schumpert - 26	16,324
3	11/7/94	ATLANTA	W	104-86	2-0		2-1	Salt Lake City	Malone - 28	Aguirre - 24	18,661
4	11/9/94	@ San Antonio	L	101-109		0-2	2-2	San Antonio	Malone - 23	D. Robinson - 30	14,354
5	11/11/94	GOLDEN STATE	L	104-112	2-1		2-3	Salt Lake City	Malone - 24	Hardaway/Sprewell - 30	19,783
6	11/12/94	@ Denver	L	110-119		0-3	2-4	Denver	Homacek - 35	Pack - 26	17,171
7	11/14/94	NEW YORK	W	110-97	3-1		3-4	Salt Lake City	Malone - 29	Starks - 35	18,955
8	11/18/94	DETROIT	W	121-96	4-1		4-4	Salt Lake City	Homacek - 21	G. Hill - 16	19,911
9	11/19/94	@ Golden State	L	115-119		0-4	4-5	Oakland	Malone - 32	Sprewell - 39	15,025
10	11/21/94	PHOENIX	W	106-91	5-1		5-5	Salt Lake City	Stockton - 25	Majerte - 21	19,911
11	11/23/94	SEATTLE	W	113-103	6-1		6-5	Salt Lake City	Homacek - 40	Marculionis - 21	19,911
12	11/25/94	CHICAGO	W	124-94	7-1		7-5	Salt Lake City	Malone - 27	Pippen - 15	19,911
13	11/27/94	@ Sacramento	W	94-89		1-4	8-5	Sacramento	Malone - 25	Richmond - 25	17,317
14	11/29/94	@ Portland	W	105-94		2-4	9-5	Portland	Malone - 30	Drexler/Robinson - 26	12,888
15	12/1/94	MINNESOTA	L	94-96	7-2		9-6	Salt Lake City	Malone - 24	Rider - 19	19,323
16	12/3/94	@ Dallas	W	112-87		3-4	10-6	Dallas	A. Carr - 22	J. Jackson - 31	17,502
17	12/6/94	CHARLOTTE	L	97-106	7-3		10-7	Salt Lake City	Malone - 31	L. Johnson - 28	19,784
18	12/8/94	@ San Antonio	W**	117-114		4-4	11-7	San Antonio	Malone - 28	Del Negro - 25	14,092
19	12/10/94	LA. LAKERS	L	113-120	7-4		11-8	Salt Lake City	Malone - 34	Threault - 38	19,911
20	12/12/94	PORTLAND	W	101-89	8-4		12-8	Salt Lake City	Malone - 27	Strickland - 17	19,232
21	12/14/94	@ Minnesota	W	103-95		5-4	13-8	Minneapolis	Malone - 31	Rider - 24	13,118
22	12/15/94	@ Washington	W	95-85		6-4	14-8	Landover, MD	Homacek - 22	Weber - 21	18,756
23	12/17/94	@ Chicago	W	97-89		7-4	15-8	Chicago	Malone - 30	Kukoc - 19	22,716
24	12/18/94	@ Milwaukee	W	101-98		8-4	16-8	Milwaukee	Malone - 27	Day - 23	16,624
25	12/20/94	@ Philadelphia	W	91-88		9-4	17-8	Philadelphia	Malone - 24	Barros - 24	10,225
26	12/22/94	@ Atlanta	W	103-94		10-4	18-8	Atlanta	Homacek - 24	Norman - 22	9,441
27	12/28/94	INDIANA	W	117-95	9-4		19-8	Salt Lake City	Homacek - 22	R. Miller - 18	19,911
28	12/30/94	HOUSTON	L	103-111	9-5		19-9	Salt Lake City	Malone - 25	Olujuwon - 37	19,911
29	1/3/95	MILWAUKEE	W	123-91	10-5		20-9	Salt Lake City	Homacek - 18	G. Robinson - 24	18,701
30	1/5/95	SAN ANTONIO	L	103-104	10-6		20-10	Salt Lake City	Malone - 29	D. Robinson - 25	19,911
31	1/7/95	PHILADELPHIA	W	111-90	11-6		21-10	Salt Lake City	Homacek - 21	Barros - 32	19,657
32	1/9/95	DALLAS	W	106-90	12-6		22-10	Salt Lake City	Malone - 32	Masburn - 27	19,911
33	1/11/95	DENVER	W	114-88	13-6		23-10	Salt Lake City	Malone - 22	Elis/Rose - 15	19,911
34	1/13/95	@ Boston	W	95-93		11-4	24-10	Boston	Malone - 19	D. Brown - 21	14,890
35	1/14/95	@ New York	W	86-81		12-4	25-10	New York City	Malone - 21	Ewing - 22	19,763
36	1/16/95	@ Indiana	W*	99-98		13-4	26-10	Indianapolis	Malone - 42	D. Davis - 20	14,333
37	1/18/95	@ Detroit	W	99-86		14-4	27-10	Auburn Hills, MI	Malone - 31	Addison - 23	14,755
38	1/20/95	CLEVELAND	W	94-84	14-6		28-10	Salt Lake City	Malone - 28	Brandon - 24	19,911
39	1/23/95	DALLAS	W	116-111	15-6		29-10	Salt Lake City	Malone - 28	J. Jackson - 34	19,911
40	1/25/95	SACRAMENTO	W	130-88	16-6		30-10	Salt Lake City	Malone - 25	Richmond - 18	19,911
41	1/26/95	@ Seattle	W	120-108		15-4	31-10	Tacoma, WA	Malone - 28	Kemp - 19	14,835
42	1/28/95	NEW JERSEY	W	111-94	17-6		32-10	Salt Lake City	Malone/Stockton - 20	Morris - 23	19,911
43	1/30/95	MINNESOTA	W	115-80	18-6		33-10	Salt Lake City	Malone - 25	Rider - 19	19,911
44	2/1/95	DENVER	W	129-88	19-6		34-10	Salt Lake City	Malone - 30	Stith - 16	19,911
45	2/2/95	@ Houston	L	101-121		15-5	34-11	Houston	Malone - 26	Olujuwon - 41	16,611
46	2/4/95	@ Dallas	L	98-119		15-6	34-12	Dallas	Malone - 22	J. Jackson - 30	17,051
47	2/7/95	@ L.A. Clippers	W	101-88		16-6	35-12	Los Angeles	Malone - 37	Vaught - 21	6,977
48	2/8/95	PHOENIX	L	104-108	19-7		35-13	Salt Lake City	Malone - 30	W. Person - 23	19,911
49	2/14/95	@ San Antonio	L	96-112		16-7	35-14	San Antonio	Benoit/Malone - 24	D. Robinson - 29	18,490
50	2/16/95	SAN ANTONIO	W	120-113	20-7		36-14	Salt Lake City	Malone - 34	Elliott - 22	19,911
51	2/18/95	BOSTON	W	108-98	21-7		37-14	Salt Lake City	Malone - 30	D. Brown - 23	19,911
52	2/19/95	@ Phoenix	L	107-110		16-8	37-15	Phoenix	Malone - 30	Barkley - 35	19,023
53	2/22/95	LA. CLIPPERS	W	118-109	22-7		38-15	Salt Lake City	Malone - 29	Richardson/Vaught - 21	19,911
54	2/24/95	@ Portland	L	101-114		16-9	38-16	Portland	Malone - 26	Strickland - 30	12,888
55	2/26/95	@ Denver	W	110-96		17-9	39-16	Denver	Malone - 34	Abdul-Rauf - 17	17,171
56	2/27/95	@ L.A. Lakers	W	101-95		18-9	40-16	Los Angeles	Malone - 32	E. Campbell - 25	14,230
57	3/1/95	@ Golden State	W	98-85		19-9	41-16	Oakland	Malone - 31	Alexander - 18	15,025
58	3/4/95	PORTLAND	W	98-81	23-7		42-16	Salt Lake City	Malone - 30	J. Robinson - 23	19,911
59	3/7/95	@ Sacramento	W*	102-95		20-9	43-16	Sacramento	Malone - 33	W. Williams - 31	17,317
60	3/8/95	DALLAS	W	114-87	24-7		44-16	Salt Lake City	Carr/Homacek - 19	Masburn - 17	19,911
61	3/10/95	SACRAMENTO	W	110-93	25-7		45-16	Salt Lake City	Malone - 22	Richmond - 19	19,911
62	3/12/95	@ Miami	W	96-86		21-9	46-16	Miami	Malone - 28	Rice - 25	14,301
63	3/14/95	@ Orlando	W	107-95		22-9	47-16	Orlando	Malone - 27	S. O'Neal - 29	16,010
64	3/16/95	@ Cleveland	L	85-93		22-10	47-17	Cleveland	Malone - 21	Phillis - 24	20,562
65	3/17/95	@ New Jersey	W	103-98		23-10	48-17	East Rutherford, NJ	Malone - 29	Morris - 26	20,048
66	3/19/95	@ Charlotte	L	104-108		23-11	48-18	Charlotte	Malone - 26	Mourning - 31	23,698
67	3/22/95	DENVER	W	103-91	26-7		49-18	Salt Lake City	Malone - 23	Abdul-Rauf - 22	19,911
68	3/23/95	@ Houston	W	112-104		24-11	50-18	Houston	Malone - 30	Olujuwon - 39	16,611
69	3/25/95	@ Dallas	L	110-117		24-12	50-19	Dallas	Malone - 35	Masburn - 28	17,502
70	3/27/95	WASHINGTON	W	128-102	27-7		51-19	Salt Lake City	Malone - 23	Overton/Webber - 20	19,911
71	3/28/95	@ Phoenix	W	111-102		25-12	52-19	Phoenix	Homacek - 31	Majerte - 20	19,023
72	3/31/95	ORLANDO	L	98-101	27-8		52-20	Salt Lake City	Malone - 26	S. O'Neal - 28	19,911
73	4/1/95	@ L.A. Clippers	L	98-116		25-13	52-21	Anaheim, CA	Malone - 37	Murray - 26	18,198
74	4/4/95	SEATTLE	W	114-92	28-8		53-21	Salt Lake City	Malone - 31	Payton - 26	19,911
75	4/7/95	@ L.A. Lakers	L	90-113		25-14	53-22	Los Angeles	Malone - 17	Ceballos - 26	17,505
76	4/11/95	LA. LAKERS	W	100-93	29-8		54-22	Salt Lake City	Malone - 30	E. Jones - 23	19,911
77	4/13/95	GOLDEN STATE	W	121-102	30-8		55-22	Salt Lake City	Malone - 29	Legner - 18	19,911
78	4/15/95	LA. CLIPPERS	W	105-83	31-8		56-22	Salt Lake City	Malone - 21	Dehere/Patkowski - 13	19,911
79	4/18/95	@ Minnesota	W	113-94		26-14	57-22	Minneapolis	Malone - 32	Rider - 18	14,442
80	4/19/95	HOUSTON	W	115-96	32-8		58-22	Salt Lake City	Malone - 45	Olujuwon - 30	19,911
81	4/21/95	MINNESOTA	W	99-96	33-8		59-22	Salt Lake City	Malone - 22	Rider - 25	19,911
82	4/23/95	@ Houston	W	103-97		27-14	60-22	Houston	Malone - 23	V. Maxwell - 26	16,611

* Denotes number of overtime periods

BOLD indicates home sellout

HISTORY

1995-96 UTAH JAZZ

RECORD: 55-27 (.671), 2nd in Midwest Division

HEAD COACH: Jerry Sloan

HONORS:

- Karl Malone, All-NBA First Team
- John Stockton, All-NBA Second Team
- Karl Malone, NBA All-Star
- John Stockton, NBA All-Star
- Karl Malone, Player of the Week (12/31)

PLAYOFFS:

- Defeated Portland (3-2) in First Round
- Defeated San Antonio (4-2) in Conference Semifinals
- Lost to Seattle (3-4) in Western Conference Finals



DRAFT ADDITIONS:

- 1ST ROUND 28TH PICK
Greg Ostertag (C), Kansas

1995-96 NOTES:

- The Jazz signs Howard Easley on 12/7/95 after Jamie Watson undergoes left ankle surgery.
- The Jazz ties the franchise record (set in 1989-90) with 19 straight home wins from 1/19-3/29.
- On 2/20/96 vs. Boston, John Stockton becomes the NBA's all-time steals leader (2,311), passing Maurice Cheeks.
- The team finishes 21-20 on the road, just the second winning road record in team history.
- Stockton plays in all 82 games to extend his consecutive games started streak to 527, the fourth-longest run in NBA history.
- Karl Malone's starts streak extends to 385.
- Utah finishes with its 11th straight winning season and 13th straight at .500 or better.
- The Jazz also qualifies for the playoffs for the 13th straight year.
- Malone and Stockton each win their second Olympic gold medals for Team USA at the 1996 Summer Games in Atlanta.
- Jerry Sloan also serves as an assistant coach for Team USA.

1995-96 UTAH JAZZ FINAL STATISTICS

PLAYER	FIELD GOALS				3-PT. FGS.			FREE THROWS			REBOUNDS				AVERAGES									
	G	MIN	FGM	FGA	PCT	3FGM	3FGA	3PCT	FIM	FIA	PCT	OFF	DEF	TOT	AST	PF	DQ	SIL	TO	BLK	PTS	PPG	RPG	APG
Malone, Karl	82	3113	789	1520	.519	16	40	.400	512	708	.723	175	629	804	345	245	1	138	199	56	2106	25.7	9.8	4.2
Hornacek, Jeff	82	2588	442	880	.502	104	223	.466	259	290	.893	62	147	209	340	171	1	106	127	20	1247	15.2	2.5	4.1
Stockton, John	82	2915	440	818	.538	95	225	.422	234	282	.830	54	172	226	916	207	1	140	246	15	1209	14.7	2.8	11.2
Morris, Chris	66	1424	265	606	.437	63	197	.320	98	127	.772	100	129	229	77	140	1	63	71	20	691	10.5	3.5	1.2
Benoit, David	81	1961	255	581	.439	64	192	.333	87	112	.777	90	293	383	82	166	2	43	71	49	661	8.2	4.7	1.0
Carr, Antoine	80	1532	233	510	.457	0	3	.000	114	144	.792	71	129	200	74	254	4	28	78	65	580	7.3	2.5	0.9
Keele, Adam	82	1708	180	346	.520	0	4	.000	139	201	.692	176	279	455	64	174	0	51	88	41	499	6.1	5.5	0.8
Spencer, Felton	71	1267	146	281	.520	0	0	---	104	151	.689	100	206	306	11	240	1	20	77	54	396	5.6	4.3	0.2
Easley, Howard	65	961	104	242	.430	14	62	.226	65	77	.844	22	56	78	146	130	0	29	77	3	287	4.4	1.2	2.2
Foster, Greg	73	803	107	244	.439	1	8	.125	61	72	.847	53	125	178	25	120	0	7	58	22	276	3.8	2.4	0.3
Ostertag, Greg	57	661	86	182	.473	0	0	---	36	54	.667	57	118	175	5	91	1	5	25	63	208	3.6	3.1	0.1
Watson, Jamie	16	217	18	43	.419	3	7	.429	9	13	.692	5	22	27	24	30	0	8	17	2	48	3.0	1.7	1.5
Russell, Bryon	59	577	56	142	.394	14	40	.350	48	67	.716	28	62	90	29	66	0	29	36	8	174	2.9	1.5	0.5
Tookson, Andy	13	53	8	22	.364	3	12	.250	3	4	.750	0	6	6	1	12	0	0	0	0	22	1.7	0.5	0.1
UTAH JAZZ	82	19780	3129	6417	.488	377	1013	.372	1769	2302	.768	993	2373	3366	2139	2046	12	667	1215	418	8404	102.5		
OPPONENTS	82	19780	2747	6174	.445	550	1428	.385	1820	2422	.751	936	2149	3085	1640	1983	25	584	1284	409	7864	95.9		

1995-96 GAME-BY-GAME BREAKDOWN

	W	L	VS. ATLANTIC	W	L	VS. CENTRAL	W	L	VS. MIDWEST	W	L	VS. PACIFIC	W	L
RECORD	55	27	Boston	2	0	Atlanta	1	1	Dallas	3	1	Golden State	3	1
Home	34	7	Miami	2	0	Charlotte	1	1	Denver	1	3	L.A. Clippers	3	1
Road	21	20	New Jersey	2	0	Chicago	0	2	Houston	2	2	L.A. Lakers	2	2
November	12	4	New York	1	1	Cleveland	2	0	Minnesota	3	1	Phoenix	3	1
December	8	5	Orlando	1	1	Detroit	2	0	San Antonio	1	3	Portland	3	1
January	9	5	Philadelphia	1	1	Indiana	2	0	Vancouver	4	0	Sacramento	4	0
February	9	3	Washington	1	1	Milwaukee	2	0				Seattle	1	3
March	12	4			Toronto	2	0							
April	5	6												
			VS. ATLANTIC	10	4	VS. CENTRAL VS. EAST	12	4 2	VS. MIDWEST	14	10	VS. PACIFIC VS. WEST	19	9 33

1995-96 UTAH JAZZ

1995-96 UTAH JAZZ (55-27, .671) 2ND IN MIDWEST DIVISION

GM	DATE	OPPONENT	W/L	SCORE	HOME	ROAD	TOTAL	SITE	UTA HIGH SCORER	OPP. HIGH SCORER	ATTEND.
1	11/3/95	SEATTLE	W	112-94	1-0		1-0	Salt Lake City	Malone - 26	Schrempf - 24	19,911
2	11/5/95	@ Portland	L	105-109		0-1	1-1	Portland	Malone - 26	C. Robinson - 25	21,398
3	11/6/95	ATLANTA	W	106-96	2-0		2-1	Salt Lake City	Malone - 23	Lang - 23	18,742
4	11/8/95	LA. LAKERS	W	108-98	3-0		3-1	Salt Lake City	Malone - 33	Ceballos - 26	19,911
5	11/10/95	DENVER	W	109-86	4-0		4-1	Salt Lake City	Malone - 19	MacLean - 16	19,911
6	11/12/95	@ New York	L	110-120		0-2	4-2	New York City	Malone - 29	Starks - 26	19,763
7	11/13/95	@ Toronto	W	103-100		1-2	5-2	Toronto	Stockton - 29	Anderson/Robertson - 22	18,351
8	11/15/95	@ Boston	W	102-90		2-2	6-2	Boston	Malone - 34	E. Williams - 17	17,607
9	11/17/95	@ Detroit	W	86-81		3-2	7-2	Auburn Hills, MI	Stockton - 21	Houston - 25	15,739
10	11/18/95	@ Minnesota	W	126-102		4-2	8-2	Minneapolis	Malone - 31	Rider - 24	17,376
11	11/20/95	NEW JERSEY	W	105-79	5-0		9-2	Salt Lake City	Morris - 22	P.J. Brown - 14	18,725
12	11/22/95	SACRAMENTO	W	116-95	6-0		10-2	Salt Lake City	Malone - 25	Grant/Richmond - 21	19,911
13	11/24/95	CHICAGO	L	85-90	6-1		10-3	Salt Lake City	Stockton - 23	Jordan - 34	19,911
14	11/25/95	@ Denver	L	91-94		4-3	10-4	Denver	Malone - 28	D. Ellis - 22	17,171
15	11/27/95	@ Phoenix	W	114-105		5-3	11-4	Phoenix	Malone - 25	K. Johnson - 24	19,023
16	11/30/95	@ Houston	W	112-105		6-3	12-4	Houston	Malone - 27	Olajuwon - 31	16,285
17	12/5/95	HOUSTON	L	100-103	6-2		12-5	Salt Lake City	Malone - 27	Olajuwon/Horry - 25	19,911
18	12/7/95	DENVER	L	119-124	6-3		12-6	Salt Lake City	Malone - 26	Abdul-Rauf - 51	19,911
19	12/9/95	GOLDEN STATE	W	123-109	7-3		13-6	Salt Lake City	Malone - 51	B.J. Armstrong - 21	19,784
20	12/11/95	CHARLOTTE	W	110-100	8-3		14-6	Salt Lake City	Malone - 24	Rice - 19	19,775
21	12/15/95	@ Orlando	L	99-111		6-4	14-7	Orlando	Malone - 24	Scott/O'Neal - 26	17,248
22	12/16/95	@ Miami	W	83-74		7-4	15-7	Miami	Malone - 30	Gamble - 20	14,296
23	12/18/95	@ New Jersey	W	110-103		8-4	16-7	East Rutherford, NJ	Malone - 24	K. Anderson - 21	14,679
24	12/20/95	@ Philadelphia	L	104-108		8-5	16-8	Philadelphia	Malone - 31	T. Ruffin - 32	8,413
25	12/21/95	@ Cleveland	W	89-87		9-5	17-8	Cleveland	Malone - 21	Phillis/Mills - 24	16,412
26	12/23/95	@ Chicago	L	86-100		9-6	17-9	Chicago	Malone - 22	Jordan - 30	22,906
27	12/26/95	PORTLAND	W	114-104	9-3		18-9	Salt Lake City	Malone - 47	Strickland - 27	19,911
28	12/28/95	MINNESOTA	W	99-83	10-3		19-9	Salt Lake City	Malone - 21	Giugliotta - 13	19,911
29	12/30/95	LA. LAKERS	W	99-82	11-3		20-9	Salt Lake City	Malone - 24	Ceballos - 18	19,911
30	1/2/96	@ Dallas	W	102-92		10-6	21-9	Dallas	Morris - 29	Kidd/Jackson - 23	15,899
31	1/3/96	@ San Antonio	L	97-111		10-7	21-10	San Antonio	Morris - 22	D. Robinson - 31	23,883
32	1/5/96	@ LA. Lakers	L	100-116		10-8	21-11	Los Angeles	Morris - 23	Ceballos - 28	16,369
33	1/8/96	MIAMI	W	94-92	12-3		22-11	Salt Lake City	Malone - 32	Mourning - 22	19,911
34	1/12/96	SAN ANTONIO	L	94-101	12-4		22-12	Salt Lake City	Hornacek - 29	D. Robinson - 28	19,911
35	1/15/96	@ Houston	L	99-107		10-9	22-13	Houston	Malone - 23	Olajuwon - 28	16,285
36	1/19/96	ORLANDO	W	111-99	13-4		23-13	Salt Lake City	Malone - 37	N. Anderson - 29	19,911
37	1/20/96	@ LA. Clippers	W	106-82		11-9	24-13	Anaheim, CA	Malone - 21	B. Barry - 22	14,972
38	1/23/96	PORTLAND	W	96-72	14-4		25-13	Salt Lake City	Malone - 29	Strickland - 18	19,911
39	1/24/96	@ Golden State	W	100-89		12-9	26-13	Oakland	Malone - 25	Gating - 16	15,025
40	1/26/96	@ Seattle	L	93-94		12-10	26-14	Seattle	Hornacek - 27	Payton - 24	17,072
41	1/27/96	GOLDEN STATE	W	108-91	15-4		27-14	Salt Lake City	Malone - 25	Sprewell - 21	19,911
42	1/29/96	DETROIT	W	106-97	16-4		28-14	Salt Lake City	Malone - 40	G. Hill - 34	19,911
43	1/31/96	@ Portland	W	98-94		13-10	29-14	Portland	Malone - 28	C. Robinson - 33	20,520
44	2/2/96	LA. CLIPPERS	W	122-113	17-4		30-14	Salt Lake City	Stockton - 31	Dehere - 31	19,911
45	2/4/96	@ LA. Lakers	L	103-110		13-11	30-15	Los Angeles	Malone - 39	E. Johnson - 21	17,506
46	2/5/96	@ Vancouver	W	92-83		14-11	31-15	Vancouver	Malone - 31	B. Scott - 19	15,827
47	2/7/96	VANCOUVER	W	102-79	18-4		32-15	Salt Lake City	Malone - 22	Murdoch - 16	19,911
48	2/8/96	@ Dallas	L**	133-136		14-12	32-16	Dallas	Malone - 36	J. Jackson - 38	15,151
49	2/13/96	@ San Antonio	W*	114-111		15-12	33-16	San Antonio	Malone - 21	Elliott - 29	15,150
50	2/15/96	DALLAS	W	106-103	19-4		34-16	Salt Lake City	Malone - 30	Kidd - 34	19,911
51	2/18/96	BOSTON	W	112-98	20-4		35-16	Salt Lake City	Malone - 24	Barros - 16	19,911
52	2/22/96	TORONTO	W	102-86	21-4		36-16	Salt Lake City	Malone - 26	Stoudamire - 23	19,911
53	2/24/96	@ Denver	L	90-99		15-13	36-17	Denver	Stockton - 24	Abdul-Rauf - 31	17,171
54	2/26/96	PHOENIX	W	110-87	22-4		37-17	Salt Lake City	Malone - 28	Barkley - 17	19,911
55	2/28/96	WASHINGTON	W	115-93	23-4		38-17	Salt Lake City	Malone - 26	Muresan - 20	19,911
56	3/1/96	NEW YORK	W	99-88	24-4		39-17	Salt Lake City	Stockton - 25	Davis/Ewing - 16	19,911
57	3/5/96	@ Sacramento	W	112-97		16-13	40-17	Sacramento	Stockton - 30	Richmond - 28	17,317
58	3/6/96	INDIANA	W	101-94	25-4		41-17	Salt Lake City	Malone - 24	Miller/Smiths - 16	19,911
59	3/8/96	HOUSTON	W	109-89	26-4		42-17	Salt Lake City	Stockton - 25	Olajuwon - 20	19,911
60	3/10/96	@ Minnesota	W	104-96		17-13	43-17	Minneapolis	Hornacek - 28	Webb - 21	17,198
61	3/12/96	@ Atlanta	L	89-115		17-14	43-18	Atlanta	Malone - 29	Blaylock - 23	13,734
62	3/13/96	@ Charlotte	L	85-91		17-15	43-19	Charlotte	Malone - 20	L. Johnson - 22	24,042
63	3/15/96	@ Indiana	W	95-86		18-15	44-19	Indianapolis	Malone - 27	Smiths - 21	16,712
64	3/16/96	@ Washington	L*	115-120		18-16	44-20	Landover, MD	Malone - 32	Muresan - 28	18,756
65	3/18/96	@ Milwaukee	W	107-90		19-16	45-20	Milwaukee	Hornacek - 25	G. Robinson - 21	14,897
66	3/20/96	PHILADELPHIA	W	107-84	27-4		46-20	Salt Lake City	Malone - 24	Higgins - 18	19,725
67	3/22/96	CLEVELAND	W	88-75	28-4		47-20	Salt Lake City	Malone - 27	S. Brandon - 22	19,911
68	3/25/96	DALLAS	W	103-86	29-4		48-20	Salt Lake City	Malone - 29	Brooks - 16	19,911
69	3/27/96	MILWAUKEE	W	98-82	30-4		49-20	Salt Lake City	Hornacek - 24	G. Robinson - 31	19,813
70	3/29/96	VANCOUVER	W	105-91	31-4		50-20	Salt Lake City	Malone - 21	B. Edwards - 26	19,911
71	3/30/96	@ Seattle	L	98-100		19-17	50-21	Seattle	Malone - 24	Perkins - 22	17,072
72	4/2/96	SEATTLE	L	91-100	31-5		50-22	Salt Lake City	Malone - 20	Schrempf - 29	19,911
73	4/4/96	@ Phoenix	L	100-107		19-18	50-23	Phoenix	Hornacek - 23	K. Johnson - 31	19,023
74	4/5/96	MINNESOTA	L	99-103	31-6		50-24	Salt Lake City	Malone - 33	Gamble/Rider - 20	19,911
75	4/7/96	@ Sacramento	W	107-92		20-18	51-24	Sacramento	Malone - 35	Richmond - 27	17,317
76	4/8/96	SAN ANTONIO	L	91-92	31-7		51-25	Salt Lake City	Malone - 21	Elliott - 21	19,911
77	4/10/96	PHOENIX	W	103-79	32-7		52-25	Salt Lake City	Malone - 15	Finley - 15	19,911
78	4/13/96	@ LA. Clippers	L	81-91		20-19	52-26	Los Angeles	Malone - 32	P. Richardson - 18	16,021
79	4/14/96	@ Golden State	L	82-93		20-20	52-27	Oakland	A. Carr - 20	R. Rogers - 17	15,025
80	4/16/96	LA. CLIPPERS	W	108-85	33-7		53-27	Salt Lake City	Hornacek/Malone - 26	Sprewell - 30	19,535
81	4/18/96	@ Vancouver	W	94-79		21-20	54-27	Vancouver	Malone - 26	C. King - 21	18,407
82	4/20/96	SACRAMENTO	W	104-92	34-7		55-27	Salt Lake City	Malone - 18	Foster - 9	19,911

* Denotes number of overtime periods

BOLD indicates home sellout

HISTORY

1996-97 UTAH JAZZ

RECORD: 64-18 (.780), Midwest Division Champions

HEAD COACH: Jerry Sloan

HONORS:

- Karl Malone, NBA MVP
- Karl Malone, All-NBA First Team
- John Stockton, All-NBA Third Team
- Karl Malone, All-Defensive First Team
- John Stockton, All-Defensive Second Team
- Karl Malone, NBA All-Star
- John Stockton, NBA All-Star
- Karl Malone, Player of the Month (March)

HONORS: CONT.

- Jerry Sloan, Coach of the Month (March)
- Karl Malone, Player of the Week (11/24, 3/16, 3/23)



PLAYOFFS:

- Defeated L.A. Clippers (3-0) in First Round
- Defeated L.A. Lakers (4-1) in Conference Semifinals
- Defeated Houston (4-2) in Western Conference Finals
- Lost to Chicago (2-4) in NBA Finals

DRAFT ADDITIONS:

- **2ND ROUND** 54TH PICK
Shandon Anderson (F/G), Georgia

1996-97 NOTES:

- On 11/27/96, the Jazz trails Denver by 36 points, but comes back to win 107-103 (the greatest comeback in NBA history).
- The NBA celebrates its 50th anniversary, and Karl Malone, Pete Maravich and John Stockton are honored as three of the 50 Greatest Players in NBA history.
- Utah sets new franchise records with 64 wins in a season and 38 wins at home.
- Bryon Russell sets single-season franchise records for three-point made (108) and attempted (264) (broken in 2006-07 by Mehmet Okur).
- Karl Malone tops the 25,000 career-point plateau and becomes only the fifth player in NBA history to tally 25,000 points and 10,000 rebounds.
- Malone finishes second in the league in scoring (27.4) and 11th in rebounding (9.9), becoming the first Jazzman to win MVP.
- The Jazz wins its fourth Midwest Division title, and first since 1991-92.
- Utah finishes with its 12th straight winning season and 14th straight at .500 or better.
- The Jazz also qualifies for the playoffs for the 14th straight year.
- Utah completes its first-ever playoff sweep, beating the Clippers (3-0) in the First Round.
- After reaching the Western Conference Finals for the fourth time, the Jazz advance to the NBA Finals for the first time in franchise history thanks to a John Stockton buzzer-beating three-pointer in Game 6 at Houston. The Jazz then fell to Michael Jordan's Bulls in six games in the 1997 NBA Finals.

1996-97 UTAH JAZZ FINAL STATISTICS

PLAYER	G	MIN	FIELD GOALS			3-PT. FGS.			FREE THROWS			REBOUNDS				AVERAGES									
			FGM	FGA	PCT	3FGM	3FGA	3PCT	FTM	FTA	PCT	OFF	DEF	TOT	AST	PF	DO	STL	TO	BLK	PTS	PPG	RPG	APG	
Malone, Karl	82	2998	864	1571	.550	0	13	.000	521	690	.755	193	616	809	368	217	0	113	233	48	2249	27.4	9.9	4.5	
Hornacek, Jeff	82	2592	413	856	.482	72	195	.369	293	326	.899	60	181	241	361	188	1	124	134	26	1191	14.5	2.9	4.4	
Stockton, John	82	2896	416	759	.548	76	180	.422	275	325	.846	45	183	228	860	194	2	166	248	15	1183	14.4	2.8	10.5	
Russell, Byron	81	2525	297	620	.479	108	264	.409	171	244	.701	79	252	331	123	237	2	129	94	27	873	10.8	4.1	1.5	
Carr, Antoine	82	1460	252	522	.483	0	3	.000	99	127	.780	60	135	195	74	214	2	24	75	63	603	7.4	2.4	0.9	
Ostertag, Greg	77	1818	210	408	.515	0	4	.000	139	205	.678	180	385	565	27	233	2	24	74	152	559	7.3	7.3	0.4	
Anderson, Shandon	65	1066	147	318	.462	24	47	.511	68	99	.687	52	127	179	49	113	0	27	73	8	386	5.9	2.8	0.8	
Eisley, Howard	82	1083	139	308	.451	20	72	.278	70	89	.787	20	64	84	198	141	0	44	110	10	368	4.5	1.0	2.4	
Morris, Chris	73	977	122	299	.408	31	113	.274	39	54	.722	37	125	162	43	121	3	29	45	24	314	4.3	2.2	0.6	
Nembhard, Ruben	8	94	12	29	.414	0	4	.000	8	10	.800	3	5	8	12	9	0	6	3	0	32	4.0	1.0	1.5	
Keele, Adam	62	915	82	160	.513	0	1	.000	71	103	.689	75	141	216	32	97	0	30	45	13	235	3.8	3.5	0.5	
Howard, Stephen	42	349	55	96	.573	0	0	---	40	67	.597	25	51	76	10	55	0	11	20	10	150	3.6	1.8	0.2	
Foster, Greg	79	920	111	245	.453	2	3	.667	54	65	.831	56	131	187	31	145	0	10	54	20	278	3.5	2.4	0.4	
Watson, Jamie	13	129	11	25	.440	1	3	.333	10	12	.833	4	14	18	10	16	0	11	9	2	33	2.5	1.4	0.8	
Thompson, Brooks	2	8	0	1	.000	0	0	---	0	0	---	0	0	0	1	1	0	0	1	0	0	0.0	0.0	0.5	
UTAH JAZZ	82	19830	3131	6217	.504	334	902	.370	1858	2416	.769	889	2410	3299	2199	1981	12	748	1259	418	8454	103.1			
OPPONENTS	82	19830	2708	6188	.438	521	1480	.352	1796	2395	.750	957	2101	3058	1593	2045	28	639	1330	373	7733	94.3			

1996-97 GAME-BY-GAME BREAKDOWN

	W	L	VS. ATLANTIC	W	L	VS. CENTRAL	W	L	VS. MIDWEST	W	L	VS. PACIFIC	W	L
RECORD	64	18	Boston	2	0	Atlanta	1	1	Dallas	3	1	Golden State	4	0
Home	38	3	Miami	2	0	Charlotte	2	0	Denver	4	0	L.A. Clippers	3	1
Road	26	15	New Jersey	2	0	Chicago	1	1	Houston	2	2	L.A. Lakers	3	1
November	11	2	New York	1	1	Cleveland	1	1	Minnesota	3	1	Phoenix	3	1
December	11	5	Orlando	2	0	Detroit	1	1	San Antonio	3	1	Portland	2	2
January	9	6	Philadelphia	2	0	Indiana	2	0	Vancouver	4	0	Sacramento	4	0
February	9	3	Washington	2	0	Milwaukee	1	1				Seattle	3	1
March	14	1			Toronto	1	1							
April	10	1												
			VS. ATLANTIC	13	1	VS. CENTRAL	10	6	VS. MIDWEST	19	5	VS. PACIFIC	22	6
					VS. EAST	23	7					VS. WEST	41	11

1996-97 UTAH JAZZ

1996-97 UTAH JAZZ (64-18, .780) MIDWEST DIVISION CHAMPIONS

GM	DATE	OPPONENT	W/L	SCORE	HOME	ROAD	TOTAL	SITE	UTA HIGH SCORER	OPP. HIGH SCORER	ATTEND.
1	11/1/96	SEATTLE	W	99-91	1-0		1-0	Salt Lake City	Malone - 27	Kemp - 26	19,911
2	11/2/96	@ L.A. Clippers	W	95-90		1-0	2-0	Los Angeles	Malone - 21	Sealy - 19	13,041
3	11/4/96	@ HOUSTON	L	72-75	1-1		2-1	Salt Lake City	Malone - 16	Olajuwon - 23	19,911
4	11/9/96	@ Houston	L	85-91		1-1	2-2	Houston	Malone - 32	Olajuwon - 38	16,285
5	11/13/96	@ SACRAMENTO	W	105-74	2-1		3-2	Salt Lake City	Malone - 22	Richmond - 16	19,283
6	11/15/96	VANCOUVER	W	104-96	3-1		4-2	Salt Lake City	Malone - 21	B. Edwards - 23	19,046
7	11/16/96	@ Dallas	W	88-87		2-1	5-2	Dallas	Stockton - 23	Gatling - 23	15,947
8	11/20/96	@ L.A. Lakers	W	113-97		3-1	6-2	Los Angeles	Malone - 37	S. O'Neal - 26	16,122
9	11/21/96	GOLDEN STATE	W*	109-104	4-1		7-2	Salt Lake City	Malone - 33	Spewell - 32	18,889
10	11/23/96	CHICAGO	W	105-100	5-1		8-2	Salt Lake City	Malone - 36	Jordan - 44	19,911
11	11/25/96	NEW JERSEY	W	108-92	6-1		9-2	Salt Lake City	Malone - 27	three players - 12	19,132
12	11/27/96	DENVER	W	107-103	7-1		10-2	Salt Lake City	Malone - 31	Stith - 31	19,324
13	11/29/96	L.A. CLIPPERS	W	111-94	8-1		11-2	Salt Lake City	Stockton - 28	D. Martin - 18	19,381
14	12/1/96	@ Seattle	W	96-90		4-1	12-2	Seattle	Malone - 30	Kemp - 29	17,072
15	12/2/96	CHARLOTTE	W	107-97	9-1		13-2	Salt Lake City	Stockton - 22	D. Curry - 25	19,410
16	12/4/96	L.A. LAKERS	W	101-75	10-1		14-2	Salt Lake City	Malone - 27	S. O'Neal - 21	19,911
17	12/6/96	MINNESOTA	W	106-95	11-1		15-2	Salt Lake City	Malone - 34	Gugliotta - 28	19,911
18	12/7/96	@ Denver	W	104-91		5-1	16-2	Denver	Malone - 21	D. Ellis - 19	12,837
19	12/10/96	INDIANA	W	110-86	12-1		17-2	Salt Lake City	Malone - 22	R. Miller - 13	19,911
20	12/12/96	PHOENIX	L	87-95	12-2		17-3	Salt Lake City	Malone - 27	Cassell - 21	19,911
21	12/14/96	ORLANDO	W	101-68	13-2		18-3	Salt Lake City	Stockton - 16	Seikaly - 23	19,911
22	12/17/96	@ New York	L	94-99		5-2	18-4	New York City	Malone - 29	Ewing - 25	19,763
23	12/19/96	@ Miami	W*	94-87		6-2	19-4	Miami	Malone - 35	T. Hardaway - 24	14,919
24	12/20/96	@ Orlando	W	98-93		7-2	20-4	Orlando	Stockton - 22	Seikaly - 30	17,248
25	12/22/96	@ Cleveland	L	94-100		7-3	20-5	Cleveland	Malone - 20	Brandon - 33	17,205
26	12/23/96	@ Minnesota	L	98-107		7-4	20-6	Minneapolis	Malone - 22	Marbury - 33	14,434
27	12/26/96	PORTLAND	W	99-94	14-2		21-6	Salt Lake City	Malone - 24	Sabonis - 26	19,911
28	12/28/96	PHILADELPHIA	W	110-84	15-2		22-6	Salt Lake City	Malone - 29	Iverson - 15	19,911
29	12/30/96	@ L.A. Clippers	L	101-115		7-5	22-7	Los Angeles	Stockton - 23	D. Martin - 38	7,865
30	1/2/97	@ San Antonio	L	80-83		7-6	22-8	San Antonio	Malone - 26	A. Johnson - 22	15,220
31	1/4/97	MIAMI	W	83-80	16-2		23-8	Salt Lake City	Malone - 28	Lenard/Mourning - 18	19,911
32	1/6/97	@ Chicago	L	89-102		7-7	23-9	Chicago	Malone - 27	Pippen - 24	23,883
33	1/8/97	@ Milwaukee	L*	112-119		7-8	23-10	Milwaukee	Malone - 38	G. Robinson - 38	13,682
34	1/9/97	@ Toronto	L	96-110		7-9	23-11	Toronto	Malone - 24	Stoudamire - 27	16,517
35	1/11/97	@ Detroit	L	77-87		7-10	23-12	Auburn Hills, MI	Malone - 19	Hill/Hunter - 19	21,454
36	1/13/97	@ Philadelphia	W*	97-96		8-10	24-12	Philadelphia	Malone - 28	M. Davis - 24	13,438
37	1/16/97	PHOENIX	W	95-91	17-2		25-12	Salt Lake City	Malone - 28	K. Johnson - 21	19,911
38	1/17/97	@ Vancouver	W	106-68		9-10	26-12	Vancouver	Malone - 30	Reeves - 17	15,131
39	1/19/97	@ Portland	L	96-102		9-11	26-13	Portland	Homacek - 22	K. Anderson - 26	21,166
40	1/20/97	CLEVELAND	W	94-74	18-2		27-13	Salt Lake City	Malone - 32	Phillis - 17	19,911
41	1/22/97	@ Phoenix	W	111-99		10-11	28-13	Phoenix	Malone - 41	Ceballos - 20	19,023
42	1/25/97	@ Houston	W*	105-100		11-11	29-13	Houston	Malone - 27	Olajuwon - 41	16,285
43	1/28/97	DENVER	W	114-99	19-2		30-13	Salt Lake City	Malone - 28	L. Ellis - 23	19,911
44	1/30/97	ATLANTA	W	102-96	20-2		31-13	Salt Lake City	Malone - 32	S. Smith - 41	19,911
45	2/1/97	@ Dallas	L	97-100		11-12	31-14	Dallas	Malone - 36	D. Harper - 29	17,185
46	2/3/97	WASHINGTON	W	111-89	21-2		32-14	Salt Lake City	Malone - 24	Muresan - 18	19,911
47	2/5/97	@ Seattle	W	99-95		12-12	33-14	Seattle	Malone - 26	Kemp - 27	17,072
48	2/11/97	@ Sacramento	W	120-98		13-12	34-14	Sacramento	Malone - 30	Richmond - 34	17,317
49	2/13/97	PORTLAND	W	110-86	22-2		35-14	Salt Lake City	Malone - 24	K. Anderson - 15	19,911
50	2/15/97	DALLAS	W	99-84	23-2		36-14	Salt Lake City	Homacek - 18	J. Jackson - 19	19,911
51	2/18/97	SAN ANTONIO	W	113-105	24-2		37-14	Salt Lake City	Malone - 37	D. Wilkins - 32	19,911
52	2/20/97	BOSTON	W	122-105	25-2		38-14	Salt Lake City	Malone - 34	Day/Wesley - 21	19,911
53	2/23/97	SEATTLE	L*	87-89	25-3		38-15	Salt Lake City	Malone - 32	Payton - 28	19,911
54	2/25/97	NEW YORK	W	110-99	26-3		39-15	Salt Lake City	Malone - 33	Ewing - 28	19,911
55	2/27/97	TORONTO	W	118-114	27-3		40-15	Salt Lake City	Malone - 32	W. Williams - 32	19,911
56	2/28/97	@ Portland	L	105-115		13-13	40-16	Portland	Malone - 30	K. Anderson - 30	21,253
57	3/2/97	@ Vancouver	W	93-86		14-13	41-16	Vancouver	Russell - 20	Peeler - 25	16,415
58	3/3/97	@ Golden State	W	111-104		15-13	42-16	San Jose, CA	Malone - 41	Mullin - 28	16,334
59	3/5/97	DALLAS	W	96-65	28-3		43-16	Salt Lake City	Malone - 20	Bradley/Finley - 13	19,911
60	3/7/97	DETROIT	W	95-88	29-3		44-16	Salt Lake City	Malone - 41	G. Hill - 29	19,911
61	3/9/97	@ Minnesota	W	115-106		16-13	45-16	Minneapolis	Malone - 36	Marbury - 21	19,006
62	3/11/97	@ Atlanta	L	99-106		16-14	45-17	Atlanta	Malone - 24	S. Smith - 28	14,475
63	3/12/97	@ New Jersey	W	117-102		17-14	46-17	East Rutherford, NJ	Malone - 27	Kitties - 23	13,150
64	3/14/97	@ Indiana	W	105-96		18-14	47-17	Indianapolis	Malone - 38	Smits - 25	16,618
65	3/15/97	@ Washington	W	100-93		19-14	48-17	Landover, MD	Malone - 32	Strickland - 27	18,756
66	3/17/97	@ Charlotte	W	114-93		20-14	49-17	Charlotte	Malone - 37	Rice - 29	24,042
67	3/19/97	@ Boston	W	113-100		21-14	50-17	Boston	Malone - 32	Walker/Williams - 22	16,770
68	3/22/97	L.A. CLIPPERS	W	107-94	30-3		51-17	Salt Lake City	Malone - 20	Sealy - 19	19,911
69	3/23/97	@ Denver	W	120-103		22-14	52-17	Denver	Malone - 35	McDyess - 24	10,723
70	3/28/97	MILWAUKEE	W	101-96	31-3		53-17	Salt Lake City	Malone - 31	S. Douglas - 26	19,911
71	3/29/97	@ San Antonio	W	115-102		23-14	54-17	San Antonio	Malone - 33	D. Wilkins - 26	25,705
72	4/2/97	SACRAMENTO	W	118-87	32-3		55-17	Salt Lake City	Malone - 23	Richmond - 18	19,911
73	4/4/97	VANCOUVER	W	106-79	33-3		56-17	Salt Lake City	Malone - 16	Reeves - 15	19,911
74	4/6/97	@ Golden State	W	114-100		24-14	57-17	San Jose, CA	Malone - 30	Mullin - 16	15,167
75	4/7/97	SAN ANTONIO	W	116-93	34-3		58-17	Salt Lake City	Malone - 26	C. Alexander - 24	19,911
76	4/9/97	L.A. LAKERS	W	101-89	35-3		59-17	Salt Lake City	Malone - 29	E. Jones - 16	19,911
77	4/11/97	HOUSTON	W	104-83	36-3		60-17	Salt Lake City	Malone - 28	Olajuwon - 19	19,911
78	4/13/97	@ L.A. Lakers	L	98-100		24-15	60-18	Los Angeles	Stockton - 30	S. O'Neal - 39	17,505
79	4/15/97	@ Phoenix	W	127-122		25-15	61-18	Phoenix	Malone - 31	Kidd - 28	19,023
80	4/17/97	GOLDEN STATE	W	106-93	37-3		62-18	Salt Lake City	Malone - 20	Mullin - 19	19,911
81	4/19/97	MINNESOTA	W	101-89	38-3		63-18	Salt Lake City	Malone - 26	J. Robinson - 28	19,911
82	4/20/97	@ Sacramento	W	113-109		26-15	64-18	Sacramento	Malone - 18	Abdul-Rauf - 34	17,317

* Denotes number of overtime periods

BOLD indicates home sellout

HISTORY

1997-98 UTAH JAZZ

RECORD: 62-20 (.756) Midwest Division Champions

HEAD COACH: Jerry Sloan

AWARDS:

- Karl Malone, All-NBA First Team
- Karl Malone, All-Defensive First Team
- Karl Malone, IBM Award
- Karl Malone, NBA All-Star
- Karl Malone, Player of the Month (February)
- Jerry Sloan, Coach of the Month (March)
- Karl Malone, Player of the Week (11/30, 2/15, 3/8)

PLAYOFFS:

- Defeated Houston (3-2) in First Round
- Defeated San Antonio (4-1) in Conference Semifinals
- Defeated L.A. Lakers (4-0) in Western Conference Finals
- Lost to Chicago (2-4) in NBA Finals



DRAFT ADDITIONS:

- **1ST ROUND** 27TH PICK
Jacque Vaughn (G), Kansas

1997-98 NOTES:

- John Stockton undergoes knee surgery and misses the first 18 games of the regular season.
- Jeff Hornacek's streak of 299 consecutive games played is halted on 3/11/98 by a sprained left knee.
- Sloan notches the 1,000th win in team history, and Jerry Sloan coaches his 800th game as Jazz head coach and 1,000th in the NBA.
- Karl Malone moves into fourth place all-time in points scored (27,782), trailing only Kareem Abdul-Jabbar, Wilt Chamberlain and Michael Jordan.
- Malone is named the recipient of the 1998 Henry P. Iba Citizenship Award.
- Sloan receives *The Sporting News* NBA Coach of the Year Award as voted on by league coaches, finishing second in the NBA Coach of the Year balloting of media members.
- Utah closes out the regular season with a 32-5 record over its final 37 games.
- The Jazz wins its second straight Midwest Division title, fifth in franchise history.
- Utah reaches the 60-win mark for the second straight season, the only two occurrences in franchise history.
- Utah finishes with its 13th straight winning season and 15th straight at .500 or better.
- The Jazz also qualifies for the playoffs for the 15th straight year.
- The Jazz reaches the NBA Finals for the second straight year, again falling to Michael Jordan's Bulls in six games.

1997-98 UTAH JAZZ FINAL STATISTICS

PLAYER	G	MIN	FIELD GOALS			3-PT. FGS.			FREE THROWS			REBOUNDS			AVERAGES									
			FGM	FGA	PCT	3FGM	3FGA	3PCT	FTM	FTA	PCT	OFF	DEF	TOT	AST	PF	DQ	STL	TO	BLK	PIS	PPG	RPG	APG
Malone, Karl	81	3030	780	1472	.530	2	6	.333	628	825	.761	189	645	834	316	237	0	96	247	70	2190	27.0	10.3	3.9
Hornacek, Jeff	80	2460	399	828	.482	56	127	.441	285	322	.885	65	205	270	349	175	1	109	132	15	1139	14.2	3.4	4.4
Stockton, John	64	1858	270	511	.528	39	91	.429	191	231	.827	35	131	166	543	138	0	89	161	10	770	12.0	2.6	8.5
Russell, Bryon	82	2219	226	525	.430	73	214	.341	213	278	.766	78	248	326	101	229	2	90	81	31	738	9.0	4.0	1.2
Anderson, Shandon	82	1602	269	500	.538	7	32	.219	136	185	.735	86	141	227	89	145	0	66	92	18	681	8.3	2.8	1.1
Keele, Adam	80	2047	229	424	.540	0	0	---	162	200	.810	179	259	438	89	172	0	52	71	24	620	7.8	5.5	1.1
Eisley, Howard	82	1726	229	519	.441	48	118	.407	127	149	.852	25	141	166	346	182	3	54	160	13	633	7.7	2.0	4.2
Carr, Antoine	66	1086	151	325	.465	0	0	---	76	98	.776	42	89	131	48	195	3	11	48	53	378	5.7	2.0	0.7
Foster, Greg	78	1446	186	418	.445	2	9	.222	67	87	.770	85	188	273	51	187	2	15	68	28	441	5.7	3.5	0.7
Osterlat, Greg	63	1288	115	239	.481	0	0	---	67	140	.479	134	240	374	25	166	1	28	74	132	297	4.7	5.9	0.4
Morris, Chris	54	538	85	207	.411	19	62	.306	44	61	.721	35	79	114	24	61	0	25	33	17	233	4.3	2.1	0.4
Vaughn, Jacque	45	419	44	122	.361	3	8	.375	48	68	.706	4	34	38	84	63	1	9	56	1	139	3.1	0.8	1.9
Hudson, Troy	8	23	6	14	.429	0	3	.000	0	0	---	1	1	2	4	1	0	2	1	0	12	1.5	0.3	0.5
Cunningham, William	38	4	9	.444	0	0	---	0	0	---	4	4	8	1	10	0	2	0	0	8	1.3	1.3	0.2	
UTAH JAZZ	82	19780	2993	6113	.490	249	670	.372	2044	2644	.773	962	2405	3367	2070	1961	13	648	1260	412	8279	101.0		
OPPONENTS	82	19780	2806	6390	.439	401	1122	.357	1730	2284	.757	984	2012	2996	1690	2133	41	645	1157	423	7743	94.4		

1997-98 GAME-BY-GAME BREAKDOWN

	W	L	VS. ATLANTIC	W	L	VS. CENTRAL	W	L	VS. MIDWEST	W	L	VS. PACIFIC	W	L
RECORD	62	20	Boston	2	0	Atlanta	2	0	Dallas	4	0	Golden State	4	0
Home	36	5	Miami	1	1	Charlotte	1	1	Denver	4	0	L.A. Clippers	3	1
Road	26	15	New Jersey	2	0	Chicago	2	0	Houston	4	0	L.A. Lakers	1	3
October	0	1	New York	2	0	Cleveland	1	1	Minnesota	3	1	Phoenix	3	1
November	9	5	Orlando	2	0	Detroit	2	0	San Antonio	3	1	Portland	1	3
December	10	5	Philadelphia	2	0	Indiana	1	1	Vancouver	4	0	Sacramento	2	2
January	10	3	Washington	0	2	Milwaukee	2	0				Seattle	2	2
February	9	2				Toronto	2	0						
March	15	2												
April	9	2												
			VS. ATLANTIC	11	3	VS. CENTRAL	13	3	VS. MIDWEST	22	2	VS. PACIFIC	16	12
						VS. EAST	24	6				VS. WEST	38	14

1997-98 UTAH JAZZ

1997-98 UTAH JAZZ (62-20, .756) MIDWEST DIVISION CHAMPIONS

GM	DATE	OPPONENT	W/L	SCORE	HOME	ROAD	TOTAL	SITE	UTA HIGH SCORER	OPP. HIGH SCORER	ATTEND
1	10/31/97	@ L.A. Lakers	L	87-104		0-1	0-1	Los Angeles	Anderson - 21	Byrant - 23	16,234
2	11/1/97	DENVER	W	102-84	1-0	1-1	1-1	Salt Lake City	Malone - 24	Stith - 18	19,911
3	11/3/97	WASHINGTON	L	86-90	1-1	1-2	1-2	Salt Lake City	Malone - 21	Webster - 16	19,911
4	11/4/97	@ Phoenix	L	84-106		0-2	1-3	Phoenix	Malone - 22	K. Johnson - 23	19,023
5	11/7/97	@ Denver	W	91-89		1-2	2-3	Denver	Malone - 20	E. Williams - 25	10,317
6	11/8/97	@ San Antonio	L	80-87		1-3	2-4	San Antonio	Malone - 26	D. Robinson - 28	19,100
7	11/12/97	VANCOUVER	W	98-80	2-1		3-4	Salt Lake City	Malone - 26	Reeves - 15	19,851
8	11/14/97	SEATTLE	W	110-104	3-1		4-4	Salt Lake City	Horacek/Malone - 23	Schrempf - 26	19,830
9	11/15/97	@ Dallas	W	85-77		2-3	5-4	Dallas	Malone - 26	Finley - 21	14,323
10	11/18/97	L.A. LAKERS	L	92-97	3-2		5-5	Salt Lake City	Malone - 26	Bryant/VanExel - 19	19,911
11	11/20/97	@ Sacramento	L	95-97		2-4	5-6	Sacramento	Malone - 32	Richmond - 22	14,648
12	11/22/97	SAN ANTONIO	W	103-74	4-2		6-6	Salt Lake City	Malone - 20	D. Robinson - 22	19,911
13	11/24/97	MINNESOTA	W*	133-124	5-2		7-6	Salt Lake City	Malone - 33	Marbury - 38	19,911
14	11/28/97	GOLDEN STATE	W	111-82	6-2		8-6	Salt Lake City	Malone - 21	Sprewell - 30	19,911
15	11/29/97	@ L.A. Clippers	W	94-91		3-4	9-6	Los Angeles	Malone - 42	Piatkowski - 20	14,956
16	12/1/97	NEW JERSEY	W	100-95	7-2		10-6	Salt Lake City	Malone - 19	Cassell - 26	19,911
17	12/3/97	TORONTO	W	115-98	8-2		11-6	Salt Lake City	Malone - 23	Stoudamire - 25	19,590
18	12/5/97	@ Portland	L	77-94		3-5	11-7	Portland	Malone - 24	B. Grant - 15	19,545
19	12/8/97	INDIANA	W	106-97	9-2		12-7	Salt Lake City	Malone - 31	A. Davis - 19	19,911
20	12/9/97	@ Sacramento	L	101-113		3-6	12-8	Sacramento	Malone - 34	C. Williamson - 27	13,624
21	12/12/97	DALLAS	W	68-66	10-2		13-8	Salt Lake City	Malone - 23	Finley/Scott - 21	19,911
22	12/15/97	@ Washington	L	86-88		3-7	13-9	Washington, DC	Malone - 26	Ju. Howard - 21	18,756
23	12/16/97	@ Miami	W	103-95		4-7	14-9	Miami	Malone - 29	T. Hardaway - 21	15,200
24	12/18/97	@ Orlando	W	85-73		5-7	15-9	Orlando	Malone - 30	Seikaly - 20	17,248
25	12/21/97	@ Cleveland	L	101-106		5-8	15-10	Cleveland	Malone - 24	Kemp - 24	19,178
26	12/22/97	@ Atlanta	W	101-99		6-8	16-10	Atlanta	Malone - 27	Laethner - 20	28,371
27	12/25/97	HOUSTON	W	107-103	11-2		17-10	Salt Lake City	Malone - 24	Willis - 25	19,911
28	12/27/97	PORTLAND	L	91-102	11-3		17-11	Salt Lake City	Malone - 24	Sabonis - 25	19,911
29	12/28/97	@ Vancouver	W	89-88		7-8	18-11	Vancouver	Malone - 26	Abdur-Rahim - 31	16,488
30	12/30/97	@ Denver	W	132-99		8-8	19-11	Denver	Ostertag - 21	Newman - 21	14,230
31	1/3/98	ATLANTA	W	97-82	12-3		20-11	Salt Lake City	Malone - 20	S. Smith - 20	19,911
32	1/6/98	PHILADELPHIA	W*	98-95	13-3		21-11	Salt Lake City	Horacek/Malone - 21	Iverson - 27	19,911
33	1/8/98	MILWAUKEE	W	116-109	14-3		22-11	Salt Lake City	Malone - 39	Brandon - 29	19,911
34	1/10/98	@ Houston	W	111-84		9-8	23-11	Houston	Malone - 24	Willis - 20	16,285
35	1/12/98	CLEVELAND	W	106-99	15-3		24-11	Salt Lake City	Horacek - 23	Ilgasauskas - 26	19,911
36	1/16/98	@ Portland	L	86-96		9-9	24-12	Portland	Malone - 23	Rider - 28	21,538
37	1/17/98	ORLANDO	W	107-93	16-3		25-12	Salt Lake City	Malone - 32	V. Maxwell - 18	19,911
38	1/19/98	DETROIT	W	98-89	17-3		26-12	Salt Lake City	Malone - 30	G. Hill - 26	19,911
39	1/21/98	GOLDEN STATE	W	98-85	18-3		27-12	Salt Lake City	Malone - 27	J. Smith - 16	19,911
40	1/23/98	@ Indiana	L	102-106		9-10	27-13	Indianapolis	Malone - 26	Smits - 25	16,670
41	1/25/98	@ Chicago	W	101-94		10-10	28-13	Chicago	Malone - 35	Jordan - 32	24,361
42	1/28/98	SEATTLE	L	93-101	18-4		28-14	Salt Lake City	Malone - 27	V. Baker - 28	19,911
43	1/30/98	DALLAS	W	104-94	19-4		29-14	Salt Lake City	Malone - 29	Finley - 27	19,911
44	2/1/98	@ Golden State	W	115-88		11-10	30-14	Oakland	Malone - 20	Delk - 20	11,269
45	2/3/98	@ L.A. Clippers	L	102-111		11-11	30-15	Los Angeles	Malone - 23	J. Robinson - 25	13,553
46	2/4/98	CHICAGO	W	101-93	20-4		31-15	Salt Lake City	Malone - 30	Jordan - 40	19,911
47	2/10/98	L.A. CLIPPERS	W	106-98	21-4		32-15	Salt Lake City	Malone - 29	J. Robinson - 22	19,911
48	2/12/98	BOSTON	W	118-100	22-4		33-15	Salt Lake City	Malone - 31	Mercer - 24	19,911
49	2/14/98	@ Seattle	W	111-91		12-11	34-15	Seattle	Malone - 34	Payton - 23	17,072
50	2/16/98	CHARLOTTE	W	96-90	23-4		35-15	Salt Lake City	Malone - 23	Rice - 30	19,911
51	2/18/98	NEW YORK	W	94-78	24-4		36-15	Salt Lake City	Malone - 25	Houston - 13	19,911
52	2/21/98	@ San Antonio	W	79-77		13-11	37-15	San Antonio	Malone - 24	Duncan - 29	26,572
53	2/24/98	MIAMI	L	102-104	24-5		37-16	Salt Lake City	Malone - 26	Lenard/Mourning - 20	19,911
54	2/26/98	PHOENIX	W	108-97	25-5		38-16	Salt Lake City	Malone - 28	Kidd - 23	19,911
55	3/1/98	@ Houston	W	106-100		14-11	39-16	Houston	Malone - 21	Drexler - 25	16,285
56	3/3/98	@ Toronto	W	108-93		15-11	40-16	Toronto	Anderson - 26	Billups - 26	16,448
57	3/4/98	@ Boston	W	110-94		16-11	41-16	Boston	Malone - 32	A. Walker - 36	18,624
58	3/6/98	@ New Jersey	W	122-115		17-11	42-16	East Rutherford, NJ	Malone - 32	Cassell - 29	20,049
59	3/7/98	@ Milwaukee	W	110-92		18-11	43-16	Milwaukee	Malone - 40	R. Allen - 27	18,717
60	3/9/98	HOUSTON	W	100-93	26-5		44-16	Salt Lake City	Malone - 29	E. Johnson - 37	19,911
61	3/11/98	SACRAMENTO	W	110-95	27-5		45-16	Salt Lake City	Malone - 25	Richmond/Williamson - 21	19,911
62	3/13/98	VANCOUVER	W	110-101	28-5		46-16	Salt Lake City	Malone - 30	Reeves - 23	19,911
63	3/15/98	@ Detroit	W	109-98		19-11	47-16	Auburn Hills, MI	Malone - 28	G. Hill - 29	22,076
64	3/16/98	@ Minnesota	W	102-96		20-11	48-16	Minneapolis	Malone - 29	Marbury - 26	17,333
65	3/18/98	@ Charlotte	L	85-111		20-12	48-17	Charlotte	Malone - 17	Rice - 26	23,305
66	3/20/98	@ Philadelphia	W	91-79		21-12	49-17	Philadelphia	Malone - 23	Iverson - 28	20,832
67	3/22/98	@ New York	W**	124-119		22-12	50-17	New York City	Malone - 30	Starks - 26	19,763
68	3/24/98	PHOENIX	W	92-73	29-5		51-17	Salt Lake City	Malone - 19	D. Scott - 15	19,911
69	3/27/98	@ Dallas	W	99-90		23-12	52-17	Dallas	Malone - 33	Davis/Finley - 24	13,763
70	3/28/98	L.A. LAKERS	W	106-91	30-5		53-17	Salt Lake City	Malone - 31	S. O'Neal - 31	19,911
71	3/31/98	@ Seattle	L	86-88		23-13	53-18	Seattle	Malone - 20	V. Baker - 18	17,072
72	4/1/98	PORTLAND	W	98-89	31-5		54-18	Salt Lake City	Horacek - 31	Stoudamire - 22	19,911
73	4/3/98	DENVER	W	97-75	32-5		55-18	Salt Lake City	Malone - 22	Elis/Fortson - 17	19,911
74	4/5/98	@ Vancouver	W	99-93		24-13	56-18	Vancouver	Malone - 25	Reeves - 30	18,068
75	4/7/98	@ Golden State	W	101-99		25-13	57-18	Oakland	Malone - 56	J. Jackson - 28	14,430
76	4/8/98	SAN ANTONIO	W	98-88	33-5		58-18	Salt Lake City	Malone - 32	Duncan - 34	19,911
77	4/10/98	L.A. CLIPPERS	W	126-109	34-5		59-18	Salt Lake City	Horacek - 23	M. Taylor - 22	19,911
78	4/11/98	@ Minnesota	L	103-110		25-14	59-19	Minneapolis	Malone - 37	Marbury - 30	20,051
79	4/14/98	MINNESOTA	W	126-109	35-5		60-19	Salt Lake City	Malone - 44	Marbury - 25	19,911
80	4/16/98	SACRAMENTO	W	99-86	36-5		61-19	Salt Lake City	Malone - 21	Wahad/Williamson - 14	19,911
81	4/17/98	@ Phoenix	W	102-99		26-14	62-19	Phoenix	Malone - 29	Chapman - 25	19,023
82	4/19/98	@ L.A. Lakers	L	98-102		26-15	62-20	Los Angeles	Malone - 27	S. O'Neal - 33	17,505

* Denotes number of overtime periods

BOLD indicates home sellout

HISTORY

1998-99 UTAH JAZZ

RECORD: 37-13 (.740), T-1st Midwest Division

HEAD COACH: Jerry Sloan

AWARDS:

- Karl Malone, NBA MVP
- Karl Malone, All-NBA First Team
- Karl Malone, All-Defensive First Team
- John Stockton, All-NBA Third Team
- Jerry Sloan, Coach of the Month (February)
- Karl Malone, Player of the Week (4/11)

PLAYOFFS:

- Defeated Sacramento (3-2) in First Round
- Lost to Portland (2-4) in Conference Semifinals

DRAFT ADDITIONS:

- None made Jazz roster



1998-99 NOTES:

- Utah's preseason schedule is cancelled due to the NBA lockout.
- The lockout ends on 1/7/99 after a new collective bargaining agreement is ratified. The league decides to conduct a 50-game season.
- Utah acquires Todd Fuller from Golden State for a 2000 second-round pick on 2/4.
- The Jazz debuts its new black uniforms in the season opener.
- Karl Malone's streak of 575 consecutive games scoring in double figures ends at L.A. Clippers on 3/27/99 when he is ejected in the third quarter with just seven points.
- Jeff Hornacek finishes the season making 17 consecutive free-throws, and 66 of his final 69 attempts.
- Malone is once again named MVP, becoming the ninth player in NBA history to win multiple MVP trophies.
- The Jazz finishes with a winning percentage of .740-or-better for the third straight season.
- Utah ties San Antonio for the best record in the NBA, but loses the tiebreaker with the Spurs for the division title and ends up as the third seed.
- Utah finishes with its 14th straight winning season and 16th straight at .500 or better.
- The Jazz also qualifies for the playoffs for the 16th straight year.

1998-99 UTAH JAZZ FINAL STATISTICS

PLAYER	FIELD GOALS					3-PT. FGS.			FREE THROWS			REBOUNDS			AVERAGES									
	G	MIN	FGM	FGA	PCT	3FGM	3FGA	3PCT	FIM	FIA	PCT	OFF	DEF	TOT	AST	PF	DQ	STL	TO	BLK	PIS	PPG	RPG	APG
Malone, Karl	49	1832	393	797	.493	0	1	.000	378	480	.788	107	356	463	201	134	0	62	162	28	1164	23.8	9.4	4.1
Russell, Bryon	50	1770	217	468	.464	52	147	.354	136	171	.795	65	201	266	74	154	3	76	76	15	622	12.4	5.3	1.5
Hornacek, Jeff	48	1435	214	449	.477	34	81	.420	125	140	.893	33	127	160	192	95	0	52	82	14	587	12.2	3.3	4.0
Stockton, John	50	1410	200	410	.488	16	50	.320	137	169	.811	31	115	146	374	107	0	81	110	13	553	11.1	2.9	7.5
Anderson, Shandon	50	1072	162	363	.446	14	41	.341	89	125	.712	49	83	132	56	89	0	39	66	10	427	8.5	2.6	1.1
Eisley, Howard	50	1038	140	314	.446	21	50	.420	67	80	.838	12	82	94	185	122	0	30	109	2	368	7.4	1.9	3.7
Ostertag, Greg	48	1340	99	208	.476	0	0	---	75	121	.620	105	243	348	23	140	2	12	45	131	273	5.7	7.3	0.5
Bailey, Thurl	43	543	78	175	.446	0	2	.000	25	34	.735	36	58	94	26	78	0	9	27	28	181	4.2	2.2	0.6
Keele, Adam	44	642	56	124	.452	0	4	.000	62	89	.697	51	91	142	28	63	0	16	33	12	174	4.0	3.2	0.6
Fuller, Todd	42	462	56	124	.452	0	0	---	30	50	.600	28	73	101	6	60	0	6	27	14	142	3.4	2.4	0.1
Foster, Greg	42	458	52	138	.377	1	4	.250	13	21	.619	28	55	83	25	63	1	6	24	8	118	2.8	2.0	0.6
Vaughn, Jacques	19	87	11	30	.367	2	8	.250	20	24	.833	1	10	11	12	14	0	5	14	0	44	2.3	0.6	0.6
Avent, Anthony	5	44	4	13	.308	0	---	---	1	2	.500	8	4	12	1	6	0	2	7	0	9	1.8	2.4	0.2
King, Chris	8	42	2	7	.286	0	---	---	0	4	.000	1	10	11	1	8	0	2	4	1	4	0.5	1.4	0.1
UTAH JAZZ	50	12175	1684	3620	.465	140	388	.361	1158	1510	.767	555	1508	2063	1204	1133	6	398	814	276	4666	93.3		
OPPONENTS	50	12175	1595	3863	.413	214	666	.321	936	1299	.721	635	1294	1929	904	1309	29	431	744	264	4340	86.8		

1998-99 GAME-BY-GAME BREAKDOWN

	W	L	VS. ATLANTIC	W	L	VS. CENTRAL	W	L	VS. MIDWEST	W	L	VS. PACIFIC	W	L
RECORD	37	13	Boston	0	0	Atlanta	0	0	Dallas	3	0	Golden State	4	0
Home	22	3	Miami	1	0	Charlotte	0	1	Denver	2	1	LA. Clippers	3	1
Road	15	10	New Jersey	0	0	Chicago	1	0	Houston	3	0	LA. Lakers	2	2
February	11	2	New York	0	0	Cleveland	1	0	Minnesota	3	0	Phoenix	2	2
March	10	6	Orlando	0	0	Detroit	0	1	San Antonio	1	2	Portland	2	1
April	15	4	Philadelphia	0	0	Indiana	0	0	Vancouver	3	0	Sacramento	2	1
May	1	1	Washington	1	0	Milwaukee	0	0				Seattle	3	1
						Toronto	0	0						
			VS. ATLANTIC	2	0	VS. CENTRAL	2	2	VS. MIDWEST	15	3	VS. PACIFIC	18	8
					VS. EAST	4	2				VS. WEST	33	11	

1998-99 UTAH JAZZ

1998-99 UTAH JAZZ (37-13, .740) T-1ST IN MIDWEST DIVISION

GM	DATE	OPPONENT	W/L	SCORE	HOME	ROAD	TOTAL	SITE	UTA HIGH SCORER	OPP. HIGH SCORER	ATTEND
1	2/5/99	CHICAGO	W	104-96	1-0		1-0	Salt Lake City	Malone - 21	Kukoc - 32	19,911
2	2/7/99	@ L.A. Lakers	W	100-91		1-0	2-0	Los Angeles	Malone - 28	S. O'Neal - 37	17,505
3	2/9/99	@ Dallas	W	90-79		2-0	3-0	Dallas	Malone - 31	Ceballos - 19	17,070
4	2/11/99	@ Phoenix	W	82-74		3-0	4-0	Phoenix	Malone - 22	Gugliotta - 18	19,023
5	2/12/99	@ Golden State	W	97-81		4-0	5-0	Oakland	Malone - 35	Cummings - 16	11,022
6	2/15/99	SACRAMENTO	W*	120-112	2-0		6-0	Salt Lake City	Malone - 26	Webber - 26	19,911
7	2/16/99	@ Seattle	L	56-71		4-1	6-1	Seattle	Malone - 15	Payton - 17	17,072
8	2/18/99	DENVER	W	97-86	3-0		7-1	Salt Lake City	Russell - 21	Van Exel - 19	19,212
9	2/20/99	SEATTLE	W	110-80	4-0		8-1	Salt Lake City	Malone - 28	H. Hawkins - 14	19,911
10	2/22/99	L.A. CLIPPERS	W	104-89	5-0		9-1	Salt Lake City	Malone - 20	Robinson/Taylor - 17	19,911
11	2/24/99	@ Denver	L	87-97		4-2	9-2	Denver	Malone - 22	McDyess - 24	10,925
12	2/26/99	DALLAS	W	80-65	6-0		10-2	Salt Lake City	Russell - 17	Pack - 18	19,911
13	2/28/99	@ San Antonio	W	101-87		5-2	11-2	San Antonio	Malone - 30	Duncan - 21	18,165
14	3/2/99	@ Portland	L**	100-102		5-3	11-3	Portland	Homacek - 23	R. Wallace - 22	19,980
15	3/3/99	VANCOUVER	W	109-86	7-0		12-3	Salt Lake City	Russell - 17	Mack - 23	18,556
16	3/5/99	DALLAS	W	106-95	8-0		13-3	Salt Lake City	Malone - 30	Finley - 29	19,539
17	3/7/99	L.A. LAKERS	L	89-97	8-1		13-4	Salt Lake City	Malone - 34	Bryant - 24	19,911
18	3/9/99	CLEVELAND	W	88-75	9-1		14-4	Salt Lake City	Malone - 21	Kemp - 16	18,753
19	3/11/99	DENVER	W	94-89	10-1		15-4	Salt Lake City	Malone - 28	McDyess - 39	19,911
20	3/12/99	@ Portland	W	91-77		6-3	16-4	Portland	Malone - 21	Stoudamire - 20	20,668
21	3/13/99	MINNESOTA	W	99-72	11-1		17-4	Salt Lake City	Malone - 26	Garnett - 22	19,911
22	3/15/99	@ Minnesota	W	90-83		7-3	18-4	Minneapolis	Malone - 17	J. Smith - 26	18,447
23	3/18/99	@ Washington	W	95-87		8-3	19-4	Washington, DC	Malone - 24	Strickland - 21	16,121
24	3/19/99	@ Charlotte	L*	82-83		8-4	19-5	Charlotte	Homacek - 21	E. Campbell - 19	22,989
25	3/21/99	@ Detroit	L*	101-104		8-5	19-6	Auburn Hills, MI	Malone - 31	Stackhouse - 32	19,098
26	3/23/99	MIAMI	W	84-81	12-1		20-6	Salt Lake City	Malone - 23	T. Hardaway - 30	19,911
27	3/26/99	@ Vancouver	W	85-80		9-5	21-6	Vancouver	Malone - 26	Abdur-Rahim - 30	19,193
28	3/27/99	@ L.A. Clippers	L	77-103		9-6	21-7	Los Angeles	three players - 10	Piatkowski - 18	14,293
29	3/30/99	@ Sacramento	L*	101-104		9-7	21-8	Sacramento	Malone - 20	V. Maxwell - 33	17,317
30	4/1/99	HOUSTON	W	88-87	13-1		22-8	Salt Lake City	Russell - 25	Olajuwon - 32	19,911
31	4/2/99	@ Golden State	W	92-85		10-7	23-8	Oakland	Malone - 23	Jamison - 23	18,423
32	4/6/99	@ L.A. Lakers	W	106-93		11-7	24-8	Los Angeles	Malone - 30	S. O'Neal - 24	17,505
33	4/8/99	GOLDEN STATE	W	92-85	14-1		25-8	Salt Lake City	Malone - 38	B. Coles - 20	19,506
34	4/9/99	PHOENIX	W	93-92	15-1		26-8	Salt Lake City	Malone - 31	Kidd - 19	19,911
35	4/11/99	HOUSTON	W	85-76	16-1		27-8	Salt Lake City	Russell - 19	Olajuwon - 23	19,804
36	4/12/99	VANCOUVER	W	98-80	17-1		28-8	Salt Lake City	Anderson/Homacek - 18	Abdur-Rahim - 22	19,911
37	4/13/99	@ Sacramento	W*	105-100		12-7	29-8	Sacramento	Malone - 30	C. Williamson - 22	17,317
38	4/15/99	@ L.A. Clippers	W	103-89		13-7	30-8	Anaheim, CA	Malone - 25	S. Douglas - 17	10,447
39	4/17/99	L.A. LAKERS	W	109-93	18-1		31-8	Salt Lake City	Malone - 27	S. O'Neal - 29	19,911
40	4/18/99	@ Minnesota	W	97-76		14-7	32-8	Minneapolis	Russell - 14	Garnett - 18	17,472
41	4/20/99	SAN ANTONIO	L	69-83	18-2		32-9	Salt Lake City	Malone - 23	Duncan - 36	19,911
42	4/21/99	@ Phoenix	L	82-91		14-8	32-10	Phoenix	Malone - 28	Kidd - 21	19,023
43	4/23/99	PORTLAND	W	96-85	19-2		33-10	Salt Lake City	Malone - 25	J. Jackson - 13	19,911
44	4/25/99	SEATTLE	W	98-81	20-2		34-10	Salt Lake City	Malone - 21	MacLean - 23	19,352
45	4/26/99	PHOENIX	L	85-99	20-3		34-11	Salt Lake City	Malone - 21	Chapman - 23	19,911
46	4/27/99	@ Seattle	L	85-90		14-9	34-12	Seattle	Malone - 29	Payton - 30	17,072
47	4/29/99	GOLDEN STATE	W	96-85	21-3		35-12	Salt Lake City	Malone - 25	Starks - 27	19,911
48	4/30/99	@ Houston	W	91-78		15-9	36-12	Houston	Malone - 25	Olajuwon - 28	16,285
49	5/2/99	@ San Antonio	L	78-84		15-10	36-13	San Antonio	Malone - 24	Duncan - 26	35,122
50	5/4/99	L.A. CLIPPERS	W	99-82	22-3		37-13	Salt Lake City	Malone - 29	Piatkowski - 18	19,911

* Denotes number of overtime periods

BOLD indicates home sellout

HISTORY

1999-2000 UTAH JAZZ

RECORD: 55-27 (.671), Midwest Division Champions

HEAD COACH: Jerry Sloan

HONORS:

- Karl Malone, All-NBA Second Team
- Karl Malone, NBA All-Star
- John Stockton, NBA All-Star
- Jerry Sloan, Coach of the Month (March)
- Karl Malone, Player of the Week (3/16)

PLAYOFFS:

- Defeated Seattle (3-2) in First Round
- Lost to Portland (1-4) in Conference Semifinals



DRAFT ADDITIONS:

- **1ST ROUND 19TH PICK**
Quincy Lewis (G), Minnesota
- **1ST ROUND 24TH PICK**
Andrei Kirilenko (F), Russia
- **1ST ROUND 28TH PICK**
Scott Padgett (F), Kentucky

1999-2000 NOTES:

- Andrei Kirilenko is selected in the first round in 1999, but will not join the team until the 2001-02 season.
- On 11/29/99 vs. Golden State, Karl Malone passes Michael Jordan for third place on the NBA's all-time scoring list (29,277).
- With a 101-90 win over Vancouver on 12/29/99, Jerry Sloan joins Red Auerbach (795-Boston) and Red Holtzman (613-New York) as the only coaches ever to win 600 games with one franchise.
- Utah signs veteran forward Armen Gilliam on 1/7/00 for the remainder of the season.
- On 1/29/00 at Minnesota, Karl Malone becomes only the third player in NBA history to score 30,000 career points.
- At age 37, John Stockton becomes the second-oldest All-Star in NBA history (Kareem Abdul-Jabbar - 41).
- Utah finishes with its 15th straight winning season and 17th straight at .500 or better.
- The Jazz also qualifies for the playoffs for the 17th straight year.
- The team wins the Midwest Division title for the sixth time in franchise history, and third time in four years.
- Malone becomes the first player in NBA history to score 2,000 points in a season 12 times.
- Jeff Hornacek hits 67 consecutive free throws from 11/12-1/6, marking the sixth-longest streak in NBA history.
- Hornacek ends the season as the league's top free throw shooter, connecting on .950 (171-180), the third-best percentage in league history.
- Hornacek retires following the season.
- Malone is selected to the All-NBA Second Team, breaking a streak of eight consecutive years on the First Team.

1999-2000 UTAH JAZZ FINAL STATISTICS

PLAYER	FIELD GOALS					3-PT. FGS.			FREE THROWS			REBOUNDS			AVERAGES									
	G	MIN	FGM	FGA	PCT	3FGM	3FGA	3PCT	FTM	FTA	PCT	OFF	DEF	TOT	AST	PF	DO	STL	TO	BLK	PTS	PPG	RPG	APG
Malone, Karl	82	2947	752	1476	.509	2	8	.250	589	739	.797	169	610	779	304	229	1	79	231	71	2095	25.5	9.5	3.7
Russell, Bryon	82	2900	408	914	.446	106	268	.396	237	316	.750	99	328	427	158	255	3	128	101	23	1159	14.1	5.2	1.9
Hornacek, Jeff	77	2133	358	728	.492	66	138	.478	171	180	.950	49	133	182	202	149	1	66	113	16	953	12.4	2.4	2.6
Stockton, John	82	2432	363	725	.501	43	121	.355	221	257	.860	45	170	215	703	192	0	143	179	15	990	12.1	2.6	8.6
Eisley, Howard	82	2096	282	675	.418	60	163	.368	84	102	.824	23	147	170	347	223	2	59	132	9	708	8.6	2.1	4.2
Gilliam, Armen	50	782	133	305	.436	0	1	.000	67	86	.779	72	137	209	42	83	0	12	55	16	333	6.7	4.2	0.8
Polynice, Olden	82	1819	203	398	.510	1	2	.500	28	90	.311	166	287	453	37	260	1	30	70	84	435	5.3	5.5	0.5
Ostertag, Greg	81	1606	124	267	.464	0	1	.000	119	187	.636	172	310	482	18	196	2	20	79	172	367	4.5	6.0	0.2
Lewis, Quincy	74	896	111	298	.372	23	63	.365	38	52	.731	46	67	113	40	158	0	24	46	15	283	3.8	1.5	0.5
Vaughn, Jacques	78	884	109	262	.416	14	34	.412	57	76	.750	11	54	65	121	92	0	32	77	0	289	3.7	0.8	1.6
Padgett, Scott	47	432	44	140	.314	13	44	.295	19	27	.704	24	64	88	25	55	1	14	22	8	120	2.6	1.9	0.5
Keele, Adam	62	604	53	130	.408	0	1	.000	29	36	.806	45	91	136	34	90	0	17	46	13	135	2.2	2.2	0.5
Chilcote, Pete	26	224	22	62	.355	1	10	.100	2	2	1.000	15	28	43	10	31	0	5	9	4	47	1.8	1.7	0.4
UTAH JAZZ	82	19755	2962	6380	.464	329	854	.385	1661	2150	.773	936	2426	3362	2041	2013	11	629	1220	446	7914	96.5		
OPPONENTS	82	19755	2781	6240	.446	388	1097	.354	1598	2141	.746	887	2236	3123	1620	2023	16	588	1270	411	7548	92.0		

1999-2000 GAME-BY-GAME BREAKDOWN

	W	L	VS. ATLANTIC	W	L	VS. CENTRAL	W	L	VS. MIDWEST	W	L	VS. PACIFIC	W	L
RECORD	55	27	Boston	1	1	Atlanta	2	0	Dallas	3	1	Golden State	4	0
Home	31	10	Miami	1	1	Charlotte	2	0	Denver	2	2	L.A. Clippers	4	0
Road	24	17	New Jersey	2	0	Chicago	2	0	Houston	3	1	L.A. Lakers	1	3
November	8	6	New York	2	0	Cleveland	2	0	Minnesota	1	3	Phoenix	4	0
December	10	4	Orlando	1	1	Detroit	2	0	San Antonio	2	2	Portland	1	3
January	9	5	Philadelphia	1	1	Indiana	0	2	Vancouver	3	1	Sacramento	3	1
February	8	5	Washington	2	0	Milwaukee	1	1				Seattle	2	2
March	14	2			Toronto	1	1							
April	6	5												
			VS. ATLANTIC	10	4	VS. CENTRAL	12	4	VS. MIDWEST	14	10	VS. PACIFIC	19	9
					VS. EAST	22	8					VS. WEST	33	19

1999-2000 UTAH JAZZ

1999-2000 UTAH JAZZ (55-27, .671) MIDWEST DIVISION CHAMPIONS

GM	DATE	OPPONENT	W/L	SCORE	HOME	ROAD	TOTAL	SITE	UTA HIGH SCORER	OPP. HIGH SCORER	ATTEND.
1	11/2/99	LA LAKERS	L	84-91	0-1		0-1	Salt Lake City	Homacek - 23	Rice - 28	19,911
2	11/4/99	HOUSTON	W	98-82	1-1		1-1	Salt Lake City	Malone - 21	Mobley - 17	19,142
3	11/6/99	@ Seattle	L	94-99		0-1	1-2	Seattle	Malone - 31	Payton - 22	17,072
4	11/8/99	@ L.A. Clippers	W	94-79		1-1	2-2	Los Angeles	Malone - 24	M. Taylor - 23	9,686
5	11/9/99	PORTLAND	W	92-87	2-1		3-2	Salt Lake City	Malone - 24	S. Smith - 26	19,538
6	11/12/99	@ Sacramento	L	92-105		1-2	3-3	Sacramento	Malone - 20	Webber - 20	17,317
7	11/15/99	SAN ANTONIO	W	91-85	3-1		4-3	Salt Lake City	Malone/Stockton - 20	Duncan - 32	19,584
8	11/17/99	NEW YORK	W	98-90	4-1		5-3	Salt Lake City	Malone - 33	Sprewell - 24	18,890
9	11/19/99	@ Minnesota	L	84-89		1-3	5-4	Minneapolis	Malone/Stockton - 19	Garnett - 29	17,517
10	11/20/99	@ Milwaukee	W	111-100		2-3	6-4	Milwaukee	Malone - 40	R. Allen - 23	18,027
11	11/22/99	MINNESOTA	W	108-93	5-1		7-4	Salt Lake City	Malone - 34	Brandon - 21	19,725
12	11/24/99	@ L.A. Lakers	L	82-90		2-4	7-5	Los Angeles	Malone - 22	S. O'Neal - 39	18,997
13	11/26/99	TORONTO	L	87-100	5-2		7-6	Salt Lake City	Malone - 23	V. Carter - 18	19,771
14	11/29/99	GOLDEN STATE	W	115-99	6-2		8-6	Salt Lake City	Malone - 27	D. Jones - 17	18,892
15	12/3/99	INDIANA	L	75-100	6-3		8-7	Salt Lake City	Malone - 16	R. Miller - 31	19,084
16	12/4/99	@ Golden State	W	94-82		3-4	9-7	Oakland	Malone - 29	C. Mills - 24	11,790
17	12/6/99	WASHINGTON	W	102-96	7-3		10-7	Salt Lake City	Malone - 32	Richardson - 25	19,000
18	12/8/99	DALLAS	W	85-79	8-3		11-7	Salt Lake City	Malone - 29	Ceballos - 19	18,090
19	12/10/99	SEATTLE	W	101-83	9-3		12-7	Salt Lake City	Malone - 21	Payton - 22	19,372
20	12/12/99	@ Toronto	W	103-88		4-4	13-7	Toronto	Malone - 28	Carter/Willis - 16	18,163
21	12/14/99	@ Washington	W	101-80		5-4	14-7	Washington, DC	Malone - 34	Strickland - 18	13,921
22	12/15/99	@ Boston	W	96-86		6-4	15-7	Boston	Malone - 27	A. Walker - 36	15,249
23	12/17/99	@ Indiana	L	74-89		6-5	15-8	Indianapolis	Malone - 16	R. Miller - 19	18,345
24	12/18/99	@ Atlanta	W	106-96		7-5	16-8	Atlanta	Malone - 33	Rider - 24	17,368
25	12/20/99	@ Orlando	L	102-104		7-6	16-9	Orlando	Malone - 29	D. Armstrong - 22	13,985
26	12/22/99	@ Miami	L	72-74		7-7	16-10	Miami	Malone - 21	Mourning - 17	15,200
27	12/27/99	PHOENIX	W	92-91	10-3		17-10	Salt Lake City	Malone - 28	Chapman - 29	19,911
28	12/29/99	VANCOUVER	W	101-90	11-3		18-10	Salt Lake City	Malone - 29	Dickerson - 25	19,911
29	1/3/00	DENVER	W	109-89	12-3		19-10	Salt Lake City	Malone - 33	McDyess - 24	19,196
30	1/5/00	CHARLOTTE	W	118-96	13-3		20-10	Salt Lake City	Malone - 30	Wesley - 19	19,518
31	1/6/00	@ Dallas	W	105-92		8-7	21-10	Dallas	Malone - 24	Finley - 30	12,218
32	1/8/00	@ Houston	W	103-87		9-7	22-10	Houston	Malone - 32	C. Rogers - 28	16,285
33	1/10/00	@ San Antonio	L	86-93		9-8	22-11	San Antonio	Malone - 23	Duncan - 46	17,944
34	1/13/00	MIAMI	W	93-83	14-3		23-11	Salt Lake City	Russell - 19	Mourning - 27	19,543
35	1/15/00	LA CLIPPERS	W	112-75	15-3		24-11	Salt Lake City	Malone - 24	Anderson/Olowokandi - 18	19,911
36	1/19/00	MINNESOTA	L	88-91	15-4		24-12	Salt Lake City	Stockton - 23	Garnett - 31	19,678
37	1/20/00	@ Sacramento	W	94-89		10-8	25-12	Vancouver	Malone - 32	Bibby/Harrington - 22	12,909
38	1/22/00	@ Sacramento	W	104-101		11-8	26-12	Sacramento	Malone/Russell - 24	J. Williams - 22	17,317
39	1/24/00	LA LAKERS	W**	105-101	16-4		27-12	Salt Lake City	Malone - 31	S. O'Neal - 36	19,911
40	1/26/00	VANCOUVER	L	99-116	16-5		27-13	Salt Lake City	Russell - 16	Abdur-Rahim - 30	19,080
41	1/27/00	@ Portland	L	75-85		11-9	27-14	Portland	Gilliam - 15	J. O'Neal - 14	20,534
42	1/29/00	@ Minnesota	L	94-96		11-10	27-15	Minneapolis	Malone - 35	Garnett - 29	19,006
43	2/1/00	SEATTLE	L	96-104	16-6		27-16	Salt Lake City	Malone - 26	Payton - 35	19,327
44	2/3/00	MILWAUKEE	L	99-102	16-7		27-17	Salt Lake City	Malone - 28	R. Allen - 36	19,871
45	2/4/00	@ L.A. Lakers	L	67-113		11-11	27-18	Los Angeles	Malone - 14	S. O'Neal - 25	18,997
46	2/6/00	SAN ANTONIO	W	93-90	17-7		28-18	Salt Lake City	Malone - 25	Duncan - 32	18,981
47	2/9/00	CHICAGO	W	113-86	18-7		29-18	Salt Lake City	Malone - 30	Brand - 13	19,605
48	2/15/00	BOSTON	L	99-101	18-8		29-19	Salt Lake City	Malone - 32	K. Anderson - 33	18,555
49	2/17/00	SACRAMENTO	W	119-108	19-8		30-19	Salt Lake City	Malone - 30	Webber - 22	19,911
50	2/19/00	DETROIT	W	91-87	20-8		31-19	Salt Lake City	Malone - 33	L. Hunter - 24	19,911
51	2/21/00	ATLANTA	W	96-94	21-8		32-19	Salt Lake City	Malone - 25	Rider - 22	19,547
52	2/24/00	@ Dallas	W	92-85		12-11	33-19	Dallas	Russell - 25	Ceballos - 26	18,187
53	2/25/00	ORLANDO	W	96-88	22-8		34-19	Salt Lake City	Malone - 19	Amachei - 24	19,911
54	2/27/00	@ Portland	L	92-101		12-12	34-20	Portland	Malone/Russell - 23	Sabonius/Wallace - 17	20,584
55	2/28/00	NEW JERSEY	W	106-101	23-8		35-20	Salt Lake City	Malone - 35	Marbury - 34	19,865
56	3/1/00	@ Detroit	W	107-94		13-12	36-20	Auburn Hills, MI	Malone - 31	G. Hill - 26	15,712
57	3/3/00	@ Charlotte	W	89-87		14-12	37-20	Charlotte	Stockton - 22	E. Jones - 31	21,148
58	3/5/00	@ New York	W	88-79		15-12	38-20	New York City	Malone - 30	Sprewell - 22	19,763
59	3/7/00	CLEVELAND	W	113-95	24-8		39-20	Salt Lake City	Malone - 30	A. Miller - 15	19,224
60	3/9/00	HOUSTON	W	101-82	25-8		40-20	Salt Lake City	Eisley/Stockton - 17	Anderson/Norris - 16	19,897
61	3/10/00	@ Phoenix	W	99-96		16-12	41-20	Phoenix	Malone - 29	A. Hardaway - 28	19,023
62	3/13/00	@ Chicago	W	87-79		17-12	42-20	Chicago	Malone - 31	Brand - 26	22,207
63	3/16/00	@ Cleveland	W	107-96		18-12	43-20	Cleveland	Eisley - 23	Ferry - 15	14,086
64	3/17/00	@ Philadelphia	L	97-99		18-13	43-21	Philadelphia	Malone - 31	Iverson - 24	20,705
65	3/19/00	@ New Jersey	W	92-88		19-13	44-21	East Rutherford, NJ	Malone - 32	Marbury - 23	16,103
66	3/21/00	DENVER	W	96-83	26-8		45-21	Salt Lake City	Malone - 28	McDyess - 25	19,628
67	3/24/00	@ Seattle	W	98-95		20-13	46-21	Seattle	Malone - 21	Payton - 28	17,072
68	3/25/00	@ Vancouver	W	84-75		21-13	47-21	Vancouver	Malone - 25	D. Scott - 16	14,143
69	3/27/00	DALLAS	L	105-113	26-9		47-22	Salt Lake City	Malone - 26	Finley - 31	19,911
70	3/29/00	PHILADELPHIA	W	98-84	27-9		48-22	Salt Lake City	Malone - 30	Iverson/Kukoc - 18	19,911
71	3/31/00	GOLDEN STATE	W	114-97	28-9		49-22	Salt Lake City	Malone - 22	L. Hughes - 27	19,911
72	4/1/00	@ Denver	L	92-112		21-14	49-23	Denver	Malone - 27	McDyess - 33	19,099
73	4/4/00	@ L.A. Clippers	W	103-93		22-14	50-23	Los Angeles	Malone - 34	D. Anderson - 20	13,819
74	4/6/00	PHOENIX	W	105-85	29-9		51-23	Salt Lake City	Malone - 19	A. Hardaway - 13	19,911
75	4/7/00	@ Golden State	W	105-84		23-14	52-23	Oakland	Malone - 19	L. Hughes - 14	11,321
76	4/9/00	@ Houston	L	90-99		23-15	52-24	Houston	Stockton - 23	Francis - 26	15,834
77	4/10/00	PORTLAND	L	86-90	29-10		52-25	Salt Lake City	Malone - 29	B. Grant/S. Smith - 16	19,911
78	4/12/00	LA CLIPPERS	W	102-93	30-10		53-25	Salt Lake City	Malone - 27	Patkowski - 35	19,911
79	4/15/00	@ San Antonio	L	83-106		23-16	53-26	San Antonio	Malone - 23	D. Robinson - 19	28,114
80	4/16/00	@ Phoenix	W	96-82		24-16	54-26	Phoenix	Malone - 32	A. Hardaway - 16	19,023
81	4/18/00	@ Denver	L*	104-105		24-17	54-27	Denver	Padgett - 13	LaFrentz - 32	16,422
82	4/19/00	SACRAMENTO	W	95-86	31-10		55-27	Salt Lake City	Homacek/Malone - 18	D. Martin - 16	19,911

* Denotes number of overtime periods

BOLD indicates home sellout

HISTORY

2000-01 UTAH JAZZ

RECORD: 53-29 (.646), T-2nd in Midwest Division

HEAD COACH: Jerry Sloan

HONORS:

- Karl Malone, All-NBA Third Team
- Karl Malone, NBA All-Star
- Karl Malone, Player of the Month (November)
- Jerry Sloan, Coach of the Month (February)
- Karl Malone, co-Player of the Week (11/5)
- John Stockton, co-Player of the Week (11/5)

PLAYOFFS:

• Lost to Dallas (2-3) in First Round

DRAFT ADDITIONS:

- 1ST ROUND 23RD PICK
- DeShawn Stevenson (G), Wash. Union H.S. (CA)



2000-01 NOTES:

- The Jazz acquires Donyell Marshall in four-team trade and also signed veteran free agents Danny Manning and John Starks.
- 19-year-old DeShawn Stevenson became the first player ever to join the team directly out of high school.
- John Stockton breaks John Havlicek's NBA record for most games played with one franchise (1,270 games) on New Jersey on 11/28.
- On 12/5 vs. Toronto, Karl Malone moves into second place on the NBA's all-time scoring list with 31,420 career points.
- Jerry Sloan coaches his 1,000th career game with the Jazz in a win at L.A. Clippers on 3/18/01.
- Malone breaks the all-time NBA record for free throws made (8,534) on 3/24/01 vs. Washington.
- On 3/20/01, Stockton moves into third on NBA's all-time games played list with 1,330 career games (trails only Robert Parish and Kareem Abdul-Jabbar).
- Jerry Sloan joins Pat Riley and Phil Jackson as the only coaches ever to win at least 50 games in a season 10 times.
- Stockton finishes second in the league in assists (8.7), second in three-point field goal percentage (.462) and third in field goal percentage (.504).
- Utah finishes with its 16th straight winning season and 18th straight at .500 or better.
- The Jazz also qualifies for the playoffs for the 18th straight year.

2000-01 UTAH JAZZ FINAL STATISTICS

PLAYER	G	MIN	FIELD GOALS			3-PT. FGS.			FREE THROWS			REBOUNDS			AVERAGES									
			FGM	FGA	PCT	3FGM	3FGA	3PCT	FTM	FTA	FTCT	OFF	DEF	TOT	AST	PF	DQ	STL	TO	BLK	PTS	PPG	RPG	APG
Malone, Karl	81	2895	670	1345	.498	2	5	.400	536	676	.793	114	555	669	361	216	0	93	244	62	1878	23.2	8.3	4.5
Marshall, Donyell	81	2326	427	849	.503	41	128	.320	205	273	.751	172	394	566	133	196	0	85	128	78	1100	13.6	7.0	1.6
Russell, Bryon	78	2473	308	700	.440	95	230	.413	222	285	.779	94	236	330	160	229	1	96	113	20	933	12.0	4.2	2.1
Stockton, John	82	2397	328	651	.504	61	132	.462	227	278	.817	54	173	227	713	194	1	132	203	21	944	11.5	2.8	8.7
Starks, John	75	2122	273	686	.398	64	182	.352	89	111	.802	29	125	154	178	217	2	73	94	10	699	9.3	2.1	2.4
Manning, Danny	82	1305	247	500	.494	7	28	.250	102	140	.729	66	148	214	92	219	0	47	96	29	603	7.4	2.6	1.1
Vaughn, Jacques	82	1620	170	393	.433	30	78	.385	128	164	.780	18	132	150	323	145	0	48	129	3	498	6.1	1.8	3.9
Polynice, Olden	81	1619	206	415	.496	0	1	.000	17	65	.262	157	221	378	31	241	2	27	78	77	429	5.3	4.7	0.4
Ostertag, Greg	81	1491	139	281	.495	1	2	.500	84	151	.556	164	251	415	22	215	3	22	63	142	363	4.5	5.1	0.3
Benoit, David	49	446	71	147	.483	5	13	.385	31	39	.795	20	61	81	22	75	0	6	28	6	178	3.6	1.7	0.4
Lewis, Quincy	35	402	50	123	.407	9	25	.360	15	21	.714	14	33	47	18	78	1	10	17	10	124	3.5	1.3	0.5
Stevenson, DeShawn	40	293	31	91	.341	1	12	.083	26	38	.684	9	19	28	18	29	0	10	28	2	89	2.2	0.7	0.5
Crotty, John	31	264	22	65	.338	4	7	.571	17	19	.895	13	15	28	34	32	0	6	19	0	65	2.1	0.9	1.1
Pargett, Scott	27	127	18	43	.419	5	9	.556	15	20	.750	19	20	39	5	21	0	6	10	3	56	2.1	1.4	0.2
UTAH JAZZ	82	19780	2960	6289	.471	325	852	.381	1714	2280	.752	943	2383	3326	2110	2107	10	661	1296	463	7959	97.1		
OPPONENTS	82	19780	2667	6076	.439	410	1194	.343	1830	2391	.765	874	2183	3057	1564	2006	33	699	1320	453	7574	92.4		

2000-01 GAME-BY-GAME BREAKDOWN

	W	L	VS. ATLANTIC	W	L	VS. CENTRAL	W	L	VS. MIDWEST	W	L	VS. PACIFIC	W	L
RECORD	53	29	Boston	1	1	Atlanta	2	0	Dallas	2	2	Golden State	3	1
Home	28	13	Miami	1	1	Charlotte	1	1	Denver	3	1	L.A. Clippers	4	0
Road	25	16	New Jersey	2	0	Chicago	2	0	Houston	3	1	L.A. Lakers	2	2
October	1	0	New York	2	0	Cleveland	1	1	Minnesota	2	2	Phoenix	2	2
November	11	3	Orlando	2	0	Detroit	2	0	San Antonio	0	4	Portland	1	3
December	8	8	Philadelphia	1	1	Indiana	2	0	Vancouver	4	0	Sacramento	1	3
January	9	4	Washington	2	0	Milwaukee	0	2				Seattle	4	0
February	10	2				Toronto	1	1						
March	9	7												
April	5	5												
			VS. ATLANTIC	11	3	VS. CENTRAL	11	5	VS. MIDWEST	14	10	VS. PACIFIC	17	11
						VS. EAST	22	8				VS. WEST	31	21

2000-01 UTAH JAZZ

2000-01 UTAH JAZZ (53-29, .646) T-2ND IN MIDWEST DIVISION

GM	DATE	OPPONENT	W/L	SCORE	HOME	ROAD	TOTAL	SITE	UTA HIGH SCORER	OPP. HIGH SCORER	ATTEND
1	10/31/00	LA CLIPPERS	W	107-94	1-0		1-0	Salt Lake City	Malone - 34	McInnis - 20	17,824
2	11/1/00	@ LA Lakers	W	97-92		1-0	2-0	Los Angeles	Malone - 26	S. O'Neal - 34	18,997
3	11/4/00	@ Dallas	W	112-106		2-0	3-0	Dallas	Malone - 35	Nash - 24	16,500
4	11/6/00	MINNESOTA	W	98-92			4-0	Salt Lake City	Malone - 22	Brandon - 25	19,911
5	11/8/00	@ LA Clippers	W*	93-87		3-0	5-0	Los Angeles	Malone - 31	Nesby - 19	10,292
6	11/10/00	MIAMI	L	80-87	2-1		5-1	Salt Lake City	Malone - 21	B. Grant - 21	19,093
7	11/14/00	@ San Antonio	L	79-86		3-1	5-2	San Antonio	Malone - 15	Anderson/Duncan - 15	18,053
8	11/16/00	ORLANDO	W	99-84	3-1		6-2	Salt Lake City	Russell - 23	McGrady - 24	18,851
9	11/18/00	CHICAGO	W	109-64	4-1		7-2	Salt Lake City	Malone - 26	Brand - 23	17,839
10	11/20/00	DALLAS	L	98-107	4-2		7-3	Salt Lake City	Russell - 17	Finley - 19	18,869
11	11/22/00	DENVER	W	116-78	5-2		8-3	Salt Lake City	Marshall - 17	Lenard - 24	18,664
12	11/24/00	NEW JERSEY	W	97-85	6-2		9-3	Salt Lake City	Malone - 20	Marbury - 21	18,915
13	11/26/00	@ Detroit	W	94-79		4-1	10-3	Auburn Hills, MI	Malone - 24	Stackhouse - 37	12,943
14	11/28/00	@ New Jersey	W	98-92		5-1	11-3	East Rutherford, NJ	Malone - 21	Marbury - 33	12,204
15	11/29/00	@ Orlando	W	88-86		6-1	12-3	Orlando	Malone - 27	McGrady - 28	13,645
16	12/1/00	@ Miami	W	94-92		7-1	13-3	Miami	Malone - 27	E. Jones - 25	15,632
17	12/2/00	@ Charlotte	L	89-94		7-2	13-4	Charlotte	Russell - 24	Wesley - 30	13,360
18	12/5/00	TORONTO	W	98-84			14-4	Salt Lake City	Malone - 31	Willis - 20	19,288
19	12/7/00	VANCOUVER	W	98-87	8-2		15-4	Salt Lake City	Russell - 20	Abdur-Rahim - 21	17,958
20	12/9/00	GOLDEN STATE	W	125-114	9-2		16-4	Salt Lake City	Malone - 25	L. Hughes - 27	18,777
21	12/11/00	SAN ANTONIO	L	83-91	9-3		16-5	Salt Lake City	Malone - 19	D. Anderson - 18	19,911
22	12/13/00	MILWAUKEE	L	102-111	9-4		16-6	Salt Lake City	Malone - 35	G. Robinson - 32	18,450
23	12/15/00	@ New York	W	89-58		8-2	17-6	New York City	Malone/Starks - 18	Houston - 14	17,763
24	12/16/00	@ Cleveland	L	92-99		8-3	17-7	Cleveland	Stockton - 16	A. Miller - 22	18,571
25	12/19/00	@ Toronto	L	95-103		8-4	17-8	Toronto	Marshall - 24	V. Carter - 33	18,896
26	12/20/00	@ Philadelphia	W	91-89		9-4	18-8	Philadelphia	Malone - 41	Iverson - 45	19,428
27	12/22/00	@ Indiana	W	109-101		10-4	19-8	Indianapolis	Malone - 29	J. Rose - 36	18,345
28	12/23/00	@ Minnesota	W	98-92		11-4	20-8	Minneapolis	Stockton - 21	Garnett - 19	16,789
29	12/26/00	PHILADELPHIA	L	91-97	9-5		20-9	Salt Lake City	Stockton - 19	A. McKie - 24	19,911
30	12/28/00	PORTLAND	L*	102-103	9-6		20-10	Salt Lake City	Russell - 20	Stoudamire - 32	19,911
31	12/29/00	@ Golden State	L	89-100		11-5	20-11	Oakland	Russell - 19	Three players - 20	16,478
32	1/3/01	@ LA Lakers	L	71-82		11-6	20-12	Los Angeles	Marshall/Russell - 16	Bryant - 31	18,997
33	1/5/01	@ Denver	L	87-100		11-7	20-13	Denver	McDyess - 31	P. Pierce - 30	15,205
34	1/6/01	@ Houston	W	99-97		12-7	21-13	Houston	Marshall - 20	S. Anderson - 21	13,821
35	1/9/01	INDIANA	W	103-99	10-6		22-13	Salt Lake City	Malone - 35	R. Miller - 30	19,230
36	1/13/01	LA LAKERS	W	111-103	11-6		23-13	Salt Lake City	Starks/Stockton - 21	S. O'Neal - 30	19,911
37	1/15/01	HOUSTON	W*	116-104	12-6		24-13	Salt Lake City	Malone - 29	S. Anderson - 26	19,911
38	1/17/01	MINNESOTA	L	81-89	12-7		24-14	Salt Lake City	Malone - 22	Garnett - 23	18,590
39	1/21/01	PHOENIX	W	109-98	13-7		25-14	Salt Lake City	Malone - 30	R. Rogers - 27	18,991
40	1/23/01	GOLDEN STATE	W	100-78	14-7		26-14	Salt Lake City	Marshall - 17	Jamison - 20	19,937
41	1/25/01	DENVER	W	98-96	15-7		27-14	Salt Lake City	Marshall - 24	McDyess - 24	18,093
42	1/27/01	SAN ANTONIO	L	86-99	15-8		27-15	Salt Lake City	Malone - 19	Duncan - 33	19,911
43	1/29/01	@ Denver	W	97-91		13-7	28-15	Denver	Malone - 30	Van Exel - 22	18,066
44	1/30/01	@ Seattle	W	102-88		14-7	29-15	Seattle	Malone - 25	Payton - 23	17,072
45	2/1/01	CHARLOTTE	W	87-76	16-8		30-15	Salt Lake City	Marshall - 20	Wesley - 15	18,855
46	2/3/01	SEATTLE	W	111-91	17-8		31-15	Salt Lake City	Malone - 28	R. Lewis - 19	19,911
47	2/7/01	@ Vancouver	W	92-82		15-7	32-15	Vancouver	Malone - 34	Dickerson - 27	13,240
48	2/13/01	SACRAMENTO	L*	94-97	17-9		32-16	Salt Lake City	Malone - 28	Weber - 34	19,485
49	2/14/01	NEW YORK	W	106-90	18-9		33-16	Salt Lake City	Malone - 33	Rice - 24	19,548
50	2/18/01	@ Sacramento	W	94-90		16-7	34-16	Sacramento	Marshall - 31	Stojakovic - 27	17,317
51	2/19/01	BOSTON	W	114-99	19-9		35-16	Salt Lake City	Malone - 30	A. Walker - 27	19,448
52	2/22/01	@ Portland	W	90-84		17-7	36-16	Portland	Malone/Marshall - 22	R. Wallace - 32	20,312
53	2/23/01	@ Seattle	W	96-84		18-7	37-16	Seattle	Malone - 33	Payton - 19	17,072
54	2/25/01	@ Phoenix	L	80-90		18-8	37-17	Phoenix	Malone - 22	Marion - 24	18,846
55	2/26/01	ATLANTA	W	99-82	20-9		38-17	Salt Lake City	Malone - 21	Terry - 22	19,784
56	2/28/01	VANCOUVER	W	101-83	21-9		39-17	Salt Lake City	Malone - 21	Abdur-Rahim - 19	19,452
57	3/2/01	@ Boston	L	99-103		18-9	39-18	Boston	Ostertag - 18	P. Pierce - 30	18,624
58	3/4/01	@ Washington	W	118-98		19-9	40-18	Washington, DC	Malone - 20	Richmond - 22	17,427
59	3/5/01	@ Atlanta	W	109-102		20-9	41-18	Atlanta	Malone - 30	Kukoc - 24	10,841
60	3/7/01	SEATTLE	W	86-82	22-9		42-18	Salt Lake City	Malone - 26	V. Baker - 16	19,819
61	3/9/01	PHOENIX	W	107-95	23-9		43-18	Salt Lake City	Malone - 20	Marion - 24	19,911
62	3/11/01	@ Sacramento	L	90-105		20-10	43-19	Sacramento	Starks - 21	Stojakovic - 31	17,317
63	3/14/01	@ Golden State	W	102-83		21-10	44-19	Oakland	Russell - 18	Blaylock - 17	16,186
64	3/16/01	@ Portland	L	87-90		21-11	44-20	Portland	Marshall - 24	Pippen - 20	20,580
65	3/18/01	@ LA Clippers	W	111-96		22-11	45-20	Los Angeles	Malone - 34	Maggette - 20	19,292
66	3/20/01	DETROIT	W	84-79	24-9		46-20	Salt Lake City	Stockton - 14	Stackhouse - 29	18,890
67	3/22/01	PORTLAND	L	99-101	24-10		46-21	Salt Lake City	Pippen - 25	Pippen - 25	19,911
68	3/24/01	WASHINGTON	W	119-93	25-10		47-21	Salt Lake City	Vaughn - 18	Hamilton - 20	19,353
69	3/26/01	DALLAS	L	90-98	25-11		47-22	Salt Lake City	Malone - 21	Finley - 33	19,911
70	3/27/01	@ Houston	L	86-109		22-12	47-23	Houston	Marshall - 17	Francis - 18	13,095
71	3/29/01	@ San Antonio	L	88-106		22-13	47-24	San Antonio	Malone - 24	Duncan - 29	24,327
72	3/30/01	CLEVELAND	W	95-88	26-11		48-24	Salt Lake City	Malone - 33	A. Miller - 24	19,772
73	4/1/01	@ Vancouver	W	92-73		23-13	49-24	Vancouver	Malone - 31	Abdur-Rahim - 20	13,093
74	4/3/01	LA LAKERS	L	88-96	26-12		49-25	Salt Lake City	Malone - 31	S. O'Neal - 31	19,911
75	4/5/01	SACRAMENTO	L	86-92	26-13		49-26	Salt Lake City	Malone - 21	Weber - 26	19,911
76	4/7/01	@ Dallas	W	116-103		24-13	50-26	Dallas	Malone - 31	Ju. Howard - 24	18,187
77	4/9/01	HOUSTON	W	96-81	27-13		51-26	Salt Lake City	Malone - 26	Francis - 26	19,911
78	4/12/01	@ Milwaukee	L	93-115		24-14	51-27	Milwaukee	Manning/Marshall - 14	R. Allen - 43	18,717
79	4/13/01	@ Chicago	W	94-83		25-14	52-27	Chicago	Atiest - 32	Artest - 27	22,579
80	4/15/01	@ Minnesota	L	100-107		25-15	52-28	Minneapolis	Stockton - 21	Garnett/Szczerbiak - 17	17,447
81	4/17/01	LA CLIPPERS	W	97-92	28-13		53-28	Salt Lake City	Malone - 34	McInnis - 20	19,667
82	4/18/01	@ Phoenix	L	93-98		25-16	53-29	Phoenix	Ostertag - 25	Dek/Rogers - 14	19,023

* Denotes number of overtime periods

BOLD indicates home sellout

HISTORY

2001-02 UTAH JAZZ

RECORD: 44-38 (.537), 4th in Midwest Division

HEAD COACH: Jerry Sloan

HONORS:

- Andrei Kirilenko, All-Rookie First Team
- Karl Malone, NBA All-Star

PLAYOFFS:

- Lost to Sacramento (1-3) in First Round

DRAFT ADDITIONS:

- **1ST ROUND** 24TH PICK
Raul Lopez (G), Spain
- **2ND ROUND** 53RD PICK
Jarron Collins (C), Stanford



2001-02 NOTES:

- John Stockton opens his 18th straight season with the Jazz, an NBA record for most consecutive seasons with the same franchise - while Karl Malone enters his 17th straight season with the Jazz.
- After two-year wait, 1999 first-round pick Andrei Kirilenko joins the team from Russia.
- Kirilenko is selected to play in the Rookie Game during All-Star Weekend and is the first rookie since Karl Malone (1985-86) to be named to the All-Rookie First Team.
- During the season, Malone records 21 milestones, including scoring his 34,000th career point.
- John Stockton surpasses eight milestones, including his 15,000th assist and 3,000th steal.
- Stockton becomes just the 10th player in NBA history to play at the age of 40, finishing fifth in the league in assists (8.2), fifth in field-goal percentage (.517) and 10th in steals (1.85).
- Malone ends the season ninth in the league in scoring, while Donyell Marshall finishes third in the league in field goal percentage (.519).
- Utah uses 10 different starting lineups and ends the season with two rookies in the starting lineup (Kirilenko and Collins) for the first time in team history.
- Utah finishes with its 17th straight winning season and 19th straight at .500 or better.
- The Jazz also qualifies for the playoffs for the 19th straight season.

2001-02 UTAH JAZZ FINAL STATISTICS

PLAYER	FIELD GOALS					3-PT. FGS.			FREE THROWS			REBOUNDS			AVERAGES									
	G	MIN	FGM	FGA	PCT	3FGM	3FGA	3PCT	FTM	FTA	PCT	OFF	DEF	TOT	AST	PF	DO	STL	TO	BLK	PTS	PPG	RPG	APG
Malone, Karl	80	3040	635	1399	.454	9	25	.360	509	639	.797	142	544	686	341	229	1	152	263	59	1788	22.4	8.6	4.3
Marshall, Donyell	58	1750	343	661	.519	13	42	.310	160	226	.708	158	285	443	101	150	1	50	124	67	859	14.8	7.6	1.7
Stockton, John	82	2566	401	775	.517	25	78	.321	275	321	.857	59	204	263	674	209	1	152	208	24	1102	13.4	3.2	8.2
Kirilenko, Andrei	82	2151	285	633	.450	25	100	.250	285	371	.768	149	253	402	94	156	2	116	108	159	880	10.7	4.9	1.1
Russell, Bryon	66	1998	222	584	.380	77	226	.341	115	140	.821	79	216	295	136	205	1	64	110	19	636	9.6	4.5	2.1
Crotty, John	41	802	98	208	.471	31	69	.449	57	66	.864	16	59	75	141	77	1	19	51	1	284	6.9	1.8	3.4
Padgett, Scott	75	1295	188	395	.476	49	113	.434	75	102	.735	111	174	285	82	140	0	43	69	13	500	6.7	3.8	1.1
Collins, Jarron	70	1440	158	343	.461	0	1	.000	134	181	.740	138	158	296	58	234	4	29	56	22	450	6.4	4.2	0.8
LaRue, Rusty	33	542	73	185	.395	17	50	.340	30	35	.857	11	38	49	71	58	0	17	43	7	193	5.8	1.5	2.2
Stevenson, DeShawn	67	1134	143	371	.385	2	25	.080	37	53	.698	44	87	131	116	82	0	29	68	24	325	4.9	2.0	1.7
Starks, Quincy	66	929	114	310	.368	29	95	.305	33	41	.805	15	53	68	70	126	1	33	52	0	290	4.4	1.0	1.1
Lewis, Quincy	36	490	64	143	.448	3	18	.167	13	20	.650	10	33	43	36	89	4	23	32	9	144	4.0	1.2	1.0
Ostertag, Greg	74	1107	91	201	.453	0	0	---	63	130	.485	125	188	313	50	152	1	15	51	109	245	3.3	4.2	0.7
Amaschi, John	54	586	54	166	.325	0	0	---	67	105	.638	52	57	109	29	64	0	7	55	10	175	3.2	2.0	0.5
UTAH JAZZ	82	19830	2869	6374	.450	280	842	.333	1853	2430	.763	1109	2349	3458	1999	1971	17	749	1353	523	7871	96.0		
OPPONENTS	82	19830	2777	6218	.447	465	1215	.383	1779	2308	.771	927	2204	3131	1585	2069	32	748	1371	548	7798	95.1		

2001-02 GAME-BY-GAME BREAKDOWN

	W	L	VS. ATLANTIC	W	L	VS. CENTRAL	W	L	VS. MIDWEST	W	L	VS. PACIFIC	W	L
RECORD	44	38	Boston	1	1	Atlanta	1	1	Dallas	1	3	Golden State	4	0
Home	25	16	Miami	2	0	Charlotte	1	1	Denver	3	1	L.A. Clippers	4	0
Road	19	22	New Jersey	1	1	Chicago	2	0	Houston	2	2	L.A. Lakers	1	3
October	0	1	New York	1	1	Cleveland	2	0	Memphis	1	3	Phoenix	2	2
November	6	9	Orlando	1	1	Detroit	1	1	Minnesota	1	3	Portland	3	1
December	10	5	Philadelphia	2	0	Indiana	1	1	San Antonio	0	4	Sacramento	0	4
January	8	7	Washington	2	0	Milwaukee	0	2				Seattle	3	1
February	8	3				Toronto	1	1						
March	9	7												
April	3	6												
			VS. ATLANTIC	10	4	VS. CENTRAL	9	7	VS. MIDWEST	8	16	VS. PACIFIC	17	11
					VS. EAST		19	11				VS. WEST	25	27

2001-02 UTAH JAZZ

2001-02 UTAH JAZZ (44-38, .537) 4TH IN MIDWEST DIVISION

GM	DATE	OPPONENT	W/L	SCORE	HOME	ROAD	TOTAL	SITE	UTA HIGH SCORER	OPP. HIGH SCORER	ATTEND.
1	10/30/01	MILWAUKEE	L*	112-119	0-1		0-1	Salt Lake City	Starks - 20	R. Allen - 32	18,845
2	11/1/01	L.A. LAKERS	L	101-105	0-2		0-2	Salt Lake City	Stockton - 19	Bryant - 39	19,539
3	11/3/01	@ Seattle	W	91-74		1-0	1-2	Seattle	Malone - 28	D. Mason - 18	15,370
4	11/4/01	@ L.A. Lakers	L	96-100		1-1	1-3	Los Angeles	Malone - 26	Bryant - 38	18,997
5	11/6/01	@ Portland	L	83-101		1-2	1-4	Portland	Malone - 15	R. Wallace - 26	19,980
6	11/7/01	ATLANTA	W	96-89	1-2		2-4	Salt Lake City	Malone - 27	Abdur-Rahim - 25	17,538
7	11/10/01	TORONTO	W	96-117	1-3		2-5	Salt Lake City	Marshall - 26	V. Carter - 43	18,194
8	11/12/01	ORLANDO	W	105-98	2-3		3-5	Salt Lake City	Malone - 29	D. Armstrong - 18	18,135
9	11/14/01	@ Atlanta	L	79-111		1-3	3-6	Atlanta	Marshall - 14	Glover/Rahim - 19	8,558
10	11/16/01	@ Washington	W	101-92		2-3	4-6	Washington, DC	Malone - 30	Jordan - 44	20,674
11	11/17/01	@ Milwaukee	L	93-104		2-4	4-7	Milwaukee	Malone - 30	G. Robinson - 34	18,717
12	11/21/01	NEW JERSEY	L*	89-90			4-8	Salt Lake City	Malone - 34	Kidd - 18	17,413
13	11/23/01	L.A. CLIPPERS	W	106-101	3-4		5-8	Salt Lake City	Malone - 24	Brand - 28	17,942
14	11/26/01	PHOENIX	L*	104-111	3-5		5-9	Salt Lake City	Malone - 27	Marbury - 33	17,720
15	11/28/01	SEATTLE	W	112-88	4-5		6-9	Salt Lake City	Marshall - 20	V. Baker - 20	18,337
16	11/30/01	@ Phoenix	L	76-98		2-5	6-10	Phoenix	Malone - 15	R. Rogers - 23	15,046
17	12/1/01	INDIANA	L	97-100	4-6		6-11	Salt Lake City	Malone - 18	J. Rose - 25	17,885
18	12/4/01	CHARLOTTE	W	104-100	5-6		7-11	Salt Lake City	Malone - 22	B. Davis - 21	17,115
19	12/7/01	@ L.A. Clippers	W	102-86		3-5	8-11	Los Angeles	Malone/Marshall - 29	Brand - 25	16,130
20	12/8/01	GOLDEN STATE	W	111-101	6-6		9-11	Salt Lake City	Malone - 39	L. Hughes - 26	17,844
21	12/10/01	DALLAS	W	107-98	7-6		10-11	Salt Lake City	Malone - 30	Nowitzki - 27	18,097
22	12/12/01	MINNESOTA	L	87-98	7-7		10-12	Salt Lake City	Malone - 20	Garnett - 24	17,870
23	12/14/01	PORTLAND	W	93-85	8-7		11-12	Salt Lake City	Marshall - 25	R. Wallace - 18	19,111
24	12/15/01	@ San Antonio	L	80-100		3-6	11-13	San Antonio	Malone - 31	E. Duncan - 26	20,712
25	12/18/01	@ Miami	W	95-56	4-6	12-13		Miami	Malone/Marshall - 21	Jones - 12	15,122
26	12/19/01	@ Orlando	L	90-98	4-7	12-14		Orlando	Malone - 28	D. Armstrong - 24	14,040
27	12/21/01	@ Boston	L	92-98	4-8	12-15		Boston	Malone - 22	P. Pierce - 36	16,196
28	12/22/01	@ New Jersey	W	104-90	5-8	13-15		East Rutherford, NJ	Malone - 31	Van Horn - 24	12,960
29	12/26/01	BOSTON	W	99-86	9-7	14-15		Salt Lake City	Malone/Marshall - 17	P. Pierce - 28	19,329
30	12/27/01	@ Portland	W	99-87	6-8	15-15		Portland	Stockton - 20	Stoudamire - 22	19,310
31	12/29/01	PHILADELPHIA	W	89-81	10-7	16-15		Salt Lake City	Malone - 20	Iverson - 21	19,911
32	1/4/02	@ Minnesota	L	86-93		6-9	16-16	Minneapolis	Malone - 15	Szczecinski - 37	19,579
33	1/5/02	CHICAGO	W*	113-111		7-9	17-16	Chicago	Malone - 32	Mercer - 29	18,076
34	1/8/02	PHOENIX	W	98-84	11-7	18-16		Salt Lake City	Malone/Padgett - 17	Marion/Rogers - 17	18,976
35	1/10/02	HOUSTON	W	83-79	12-7	19-16		Salt Lake City	Malone - 30	Francis - 27	18,570
36	1/12/02	MEMPHIS	L**	95-97	12-8	19-17		Salt Lake City	Malone - 23	J. Williams - 23	18,875
37	1/14/02	DENVER	W	106-97	13-8	20-17		Salt Lake City	Malone - 26	Van Exel - 26	17,809
38	1/16/02	SEATTLE	W	95-80	14-8	21-17		Salt Lake City	Collins - 22	Payton - 21	17,594
39	1/17/02	@ San Antonio	L	98-102		7-10	21-18	San Antonio	Malone - 30	Duncan - 35	16,868
40	1/19/02	@ Dallas	L	103-106		7-11	21-19	Dallas	Malone - 28	Nowitzki - 34	20,146
41	1/21/02	@ Golden State	W	101-99		8-11	22-19	Oakland	Malone - 27	Jamison - 25	17,237
42	1/23/02	SAN ANTONIO	L	92-98	14-9	22-20		Salt Lake City	Malone - 23	S. Smith - 29	19,623
43	1/24/02	@ Sacramento	L	80-113		8-12	22-21	Sacramento	Malone - 14	Webber - 24	17,317
44	1/26/02	SACRAMENTO	L	90-114	14-10	22-22		Salt Lake City	Malone - 17	Stojakovic - 25	19,571
45	1/28/02	MIAMI	W	101-89	15-10	23-22		Salt Lake City	Russell - 20	Strickland - 16	18,808
46	1/30/02	CHICAGO	W	90-78	16-10	24-22		Salt Lake City	Malone - 18	E. Robinson - 18	18,871
47	2/2/02	PORTLAND	W	97-96	17-10	25-22		Salt Lake City	Malone - 24	B. Wells - 24	18,847
48	2/4/02	@ Houston	L	97-104		8-13	25-23	Houston	Malone - 31	Francis - 33	10,851
49	2/5/02	@ Memphis	L	79-86		8-14	25-24	Memphis	Kirilenko - 15	Buford - 20	12,216
50	2/12/02	@ Indiana	W	98-82		9-14	26-24	Indianapolis	Malone - 34	Best - 18	16,278
51	2/14/02	@ Philadelphia	W	98-91		10-14	27-24	Philadelphia	Malone - 26	Iverson - 30	20,765
52	2/15/02	@ Toronto	W	94-85		11-14	28-24	Toronto	Malone/Stockton - 23	A. Williams - 26	19,800
53	2/17/02	@ New York	W	92-89		12-14	29-24	New York City	Malone - 27	Houston - 29	19,763
54	2/18/02	@ Cleveland	W	103-92		13-14	30-24	Cleveland	Malone - 35	Murray - 25	12,773
55	2/20/02	@ Denver	W	110-99		14-14	31-24	Denver	Malone/Padgett - 21	A. Johnson - 19	15,920
56	2/26/02	@ Sacramento	L	81-107		14-15	31-25	Sacramento	three players - 11	Stojakovic - 19	17,317
57	2/28/02	MEMPHIS	W	114-70	18-10	32-25		Salt Lake City	Marshall - 20	Buford - 15	17,751
58	3/2/02	MINNESOTA	L	105-116	18-11	32-26		Salt Lake City	Malone/Russell - 25	Garnett - 26	18,641
59	3/4/02	DENVER	W	100-82	19-11	33-26		Salt Lake City	Malone - 21	Lenard - 20	18,381
60	3/6/02	L.A. LAKERS	W	92-84	20-11	34-26		Salt Lake City	Malone - 23	S. O'Neal - 28	19,911
61	3/8/02	NEW YORK	L	79-85	20-12	34-27		Salt Lake City	Malone - 25	Houston - 20	19,619
62	3/10/02	@ Houston	L	92-95		14-16	34-28	Houston	Malone - 21	Mobley - 28	12,995
63	3/11/02	@ Memphis	L	78-79		14-17	34-29	Memphis	Marshall - 16	Gasol - 20	11,838
64	3/14/02	@ Charlotte	L	82-100		14-18	34-30	Charlotte	Marshall - 15	Masburn - 26	7,586
65	3/15/02	@ Detroit	W	100-97		15-18	35-30	Auburn Hills, MI	Kirilenko - 27	Stackhouse - 24	22,076
66	3/17/02	@ Minnesota	W	96-89		16-18	36-30	Minneapolis	Malone - 27	Szczecinski - 33	18,113
67	3/19/02	DETROIT	L	87-94	20-13	36-31		Salt Lake City	Malone - 22	three players - 20	19,559
68	3/21/02	WASHINGTON	W	94-79	21-13	37-31		Salt Lake City	Malone - 23	Hamilton - 14	19,911
69	3/23/02	GOLDEN STATE	W	112-103	22-13	38-31		Salt Lake City	Marshall - 25	Jameson - 28	18,713
70	3/25/02	@ Seattle	L	92-106		16-19	38-32	Seattle	Malone - 24	R. Lewis - 28	17,072
71	3/26/02	HOUSTON	W	109-105	23-13	39-32		Salt Lake City	Malone - 23	Francis - 32	18,554
72	3/28/02	CLEVELAND	W	112-91	24-13	40-32		Salt Lake City	Kirilenko/Padgett - 17	R. Davis - 23	18,796
73	3/30/02	@ L.A. Clippers	W	105-92		17-19	41-32	Los Angeles	Russell - 19	Olowokandi - 28	19,513
74	4/2/02	@ Denver	L	90-98		17-20	41-33	Denver	Stockton - 19	Ju. Howard - 20	17,042
75	4/3/02	L.A. CLIPPERS	W	99-87	25-13	42-33		Salt Lake City	Malone - 24	Brand - 24	18,591
76	4/5/02	SACRAMENTO	L	109-117	25-14	42-34		Salt Lake City	Marshall - 32	Webber - 28	19,911
77	4/8/02	DALLAS	L	96-105	25-15	42-35		Salt Lake City	Malone - 22	Finley/Van Exel - 20	19,911
78	4/9/02	@ L.A. Lakers	L	82-112		17-21	42-36	Los Angeles	Marshall - 16	Bryant/O'Neal - 20	18,997
79	4/11/02	@ Phoenix	W	97-96		18-21	43-36	Phoenix	Malone - 26	Marbury/Marion - 24	17,158
80	4/13/02	@ Golden State	W	109-101		19-21	44-36	Oakland	Stockton - 26	Jameson - 24	14,196
81	4/16/02	@ Dallas	L	87-96		19-22	44-37	Dallas	Malone - 24	Finley - 35	20,068
82	4/17/02	SAN ANTONIO	L	84-86	25-16	44-38		Salt Lake City	Stockton - 23	Duncan - 26	19,490

* Denotes number of overtime periods

BOLD indicates home sellout

HISTORY

2002-03 UTAH JAZZ

RECORD: 47-35 (.573), 4th in Midwest Division

HEAD COACH: Jerry Sloan

PLAYOFFS:

• Defeated by Sacramento 4-1 in First Round

DRAFT ADDITIONS:

• None on the Jazz roster



2002-03 NOTES:

- The Jazz signs free agents Matt Harpring, Calbert Cheaney and Mark Jackson in the offseason.
- First-round pick Raul Lopez re-injures his knee while playing for Spanish National Team and misses the entire season.
- Curtis Borchardt breaks his foot in training camp and is also out for season.
- John Stockton becomes the seventh player in NBA history to play at the age of 41, starting his NBA-record 19th straight season with the Jazz.
- Mark Jackson becomes the third player in NBA history to record 10,000 career assists and moves into second place all-time on the NBA's all-time assist list.
- Stockton becomes just the third player in NBA history to play 1,500 or more games, moves into fifth on all-time NBA minutes played list and scores the 19,000th point of his career.
- The duo of Stockton and Jackson combine for a total of 26,031 career assists.
- Karl Malone moves into seventh place on NBA's all-time rebounding list and also attempts his 25,000th field goal of his career.
- Utah finishes with its 18th straight winning season and 20th straight at .500 or better.
- The Jazz also qualifies for the playoffs for the 20th straight year, third longest streak in NBA history (22: PHI - 1949-71, 21: POR 1982-03).
- The season marks the final one in a Jazz uniform for both Stockton and Malone. Stockton announces his retirement on 5/2/03 and Malone leaves via free agency to the LA Lakers later that summer.

2002-03 UTAH JAZZ FINAL STATISTICS

PLAYER	G	MIN	FIELD GOALS			3-PT. FGS.			FREE THROWS			REBOUNDS			AVERAGES									
			FGM	FGA	PCT	3FGM	3FGA	3PCT	FTM	FTA	PCT	OFF	DEF	TOT	AST	PF	DQ	STL	TO	BLK	PTS	PPG	RPG	APG
Malone, Karl	81	2936	595	1289	.462	3	14	.214	474	621	.763	113	515	628	379	204	0	136	210	31	1667	20.6	7.8	4.7
Harpring, Matt	78	2557	521	1020	.511	66	160	.413	262	331	.792	190	324	514	133	217	4	73	160	17	1370	17.6	6.6	1.7
Kirilenko, Andrei	80	2213	315	642	.491	37	114	.325	296	370	.800	147	273	420	138	185	0	118	136	175	963	12.0	5.3	1.7
Stockton, John	82	2275	309	640	.483	29	80	.363	237	287	.826	51	150	201	629	184	1	137	182	16	884	10.8	2.5	7.7
Cheaney, Calbert	81	2351	325	651	.499	10	25	.400	40	69	.580	73	211	284	163	225	1	65	108	13	700	8.6	3.5	2.0
Padgett, Scott	82	1321	170	423	.402	45	133	.338	81	107	.757	83	189	272	86	148	1	41	70	24	466	5.7	3.3	1.0
Collins, Jarron	22	421	38	86	.442	0	1	.000	44	62	.710	32	28	60	14	70	2	5	19	6	120	5.5	2.7	0.6
Ostertag, Greg	81	1926	169	326	.518	0	0	---	100	196	.510	180	323	503	55	235	4	20	104	147	438	5.4	6.2	0.7
Massenburg, Tony	58	792	104	232	.448	0	0	---	65	84	.774	59	97	156	17	144	1	17	50	19	273	4.7	2.7	0.3
Jackson, Mark	82	1467	147	369	.398	27	95	.284	61	80	.763	34	142	176	375	90	0	48	152	3	382	4.7	2.1	4.6
Stevenson, DeShawn	61	760	114	284	.401	4	12	.333	47	68	.691	22	63	85	40	57	0	22	49	8	279	4.6	1.4	0.7
Arroyo, Carlos	44	287	50	109	.459	3	7	.429	18	22	.818	11	15	26	53	28	0	12	30	1	121	2.8	0.6	1.2
Amaechi, John	50	474	37	118	.314	0	0	---	25	52	.481	26	51	77	21	50	1	14	34	7	99	2.0	1.5	0.4
UTAH JAZZ	82	19780	2894	6189	.468	224	641	.349	1750	2349	.745	1021	2381	3402	2103	1837	15	708	1374	467	7762	94.7		
OPPONENTS	82	19780	2751	6346	.434	437	1252	.349	1627	2143	.759	1011	2120	3131	1601	1950	20	723	1305	427	7566	92.3		

2002-03 GAME-BY-GAME BREAKDOWN

	W	L	VS. ATLANTIC	W	L	VS. CENTRAL	W	L	VS. MIDWEST	W	L	VS. PACIFIC	W	L
RECORD	47	35	Boston	1	1	Atlanta	1	1	Dallas	2	2	Golden State	2	2
Home	29	12	Miami	2	0	Chicago	1	1	Denver	4	0	L.A. Clippers	3	1
Road	18	23	New Jersey	2	0	Cleveland	1	1	Houston	3	1	L.A. Lakers	1	3
October	0	2	New York	1	1	Detroit	0	2	Memphis	3	1	Phoenix	3	1
November	9	6	Orlando	1	1	Indiana	1	1	Minnesota	3	1	Portland	3	1
December	8	5	Philadelphia	1	1	Milwaukee	2	0	San Antonio	0	4	Sacramento	1	3
January	11	5	Washington	1	1	New Orleans	0	2				Seattle	2	2
February	5	7				Toronto	2	0						
March	10	5												
April	4	5												
			VS. ATLANTIC	9	5	VS. CENTRAL	8	8	VS. MIDWEST	15	9	VS. PACIFIC	15	13
					VS. EAST		17	13				VS. WEST	30	22

2002-03 UTAH JAZZ

2002-03 UTAH JAZZ (47-35, .573) 4TH IN MIDWEST DIVISION

GM	DATE	OPPONENT	W/L	SCORE	HOME	ROAD	TOTAL	SITE	UTA HIGH SCORER	OPP. HIGH SCORER	ATTEND.
1	10/30/02	@ New Orleans	L	75-100		0-1	0-1	New Orleans	Malone - 20	B. Davis - 21	17,668
2	10/31/02	@ Atlanta	L	98-105		0-2	0-2	Atlanta	Malone - 20	G. Robinson - 20	14,155
3	11/2/02	GOLDEN STATE	W	101-92	1-0	1-2	1-2	Salt Lake City	Malone - 26	Jamison - 23	19,098
4	11/3/02	@ Seattle	L	77-91		0-3	1-3	Seattle	Kirilenko - 17	Payton - 18	13,037
5	11/6/02	DETROIT	L	78-80	1-1	1-4	1-4	Salt Lake City	Kirilenko - 17	Hamilton - 28	15,055
6	11/8/02	ATLANTA	W	110-97	2-1	2-4	2-4	Salt Lake City	Malone - 27	Terry - 31	18,107
7	11/11/02	@ Boston	L	95-112		0-4	2-5	Boston	Malone - 20	P. Pierce - 35	15,595
8	11/12/02	@ New York	W	108-57		1-4	3-5	New York City	Malone - 21	Weatherpoon - 17	17,913
9	11/14/02	@ Washington	L	102-105		1-5	3-6	Washington, DC	Malone - 26	Stachurski - 25	20,173
10	11/15/02	@ Detroit	L	75-86		1-6	3-7	Auburn Hills, MI	Ostertag - 11	Hamilton - 25	22,076
11	11/17/02	@ Toronto	W	82-78		2-6	4-7	Toronto	Harpring - 23	A. Williams - 29	19,800
12	11/19/02	PHOENIX	W	99-76	3-1	5-7	5-7	Salt Lake City	Malone - 23	Marbury - 18	19,419
13	11/20/02	@ Denver	W	96-79		3-6	6-7	Denver	Malone - 21	Ju. Howard - 17	11,187
14	11/23/02	CHICAGO	W	110-90	4-1	7-7	7-7	Salt Lake City	Malone/Harpring - 20	J. Rose - 25	18,664
15	11/26/02	@ L.A. Clippers	W	99-94		4-6	8-7	Los Angeles	Harpring - 30	A. Miller - 21	15,243
16	11/29/02	MINNESOTA	W	95-77	5-1	9-7	9-7	Salt Lake City	Harpring - 33	Garnett - 21	18,644
17	11/30/02	@ San Antonio	L	85-107		4-7	9-8	San Antonio	Stockton - 13	S. Jackson - 17	18,797
18	12/2/02	INDIANA	W	102-91	6-1	10-8	10-8	Salt Lake City	Stockton - 22	J. O'Neal - 25	17,744
19	12/4/02	LA. LAKERS	W	93-85	7-1	11-8	11-8	Salt Lake City	Malone - 29	S. O'Neal - 23	19,657
20	12/6/02	MEMPHIS	W	104-71	8-1	12-8	12-8	Salt Lake City	Kirilenko - 15	S. Swift - 16	17,966
21	12/8/02	@ L.A. Lakers	L	101-110		4-8	12-9	Los Angeles	Kirilenko - 30	S. O'Neal - 32	18,997
22	12/12/02	NEW ORLEANS	L	88-93	8-2	12-10	12-10	Salt Lake City	Harpring - 21	Wesley - 33	18,521
23	12/14/02	SACRAMENTO	L	96-98	8-3	12-11	12-11	Salt Lake City	Kirilenko - 18	Weber - 27	19,911
24	12/18/02	ORLANDO	L	90-97	8-4	12-12	12-12	Salt Lake City	Kirilenko/Harpring - 17	Garity - 24	18,887
25	12/20/02	@ Dallas	W	93-81		5-8	13-12	Dallas	Harpring - 19	Nowitzki - 28	19,826
26	12/22/02	@ Memphis	W	103-74		6-8	14-12	Memphis	Harpring/Malone - 17	Battier - 11	15,478
27	12/23/02	@ Houston	W	96-91		7-8	15-12	Houston	Malone - 31	Francis - 26	13,803
28	12/27/02	@ Portland	L	98-103		7-9	15-13	Portland	Harpring - 20	Pippen - 23	20,512
29	12/28/02	PHILADELPHIA	W	98-69	9-4	16-13	16-13	Salt Lake City	Harpring/Malone - 20	Iverson - 13	19,911
30	12/30/02	TORONTO	W	107-85	10-4	17-13	17-13	Salt Lake City	Malone - 24	Lenard/Peterson - 18	19,911
31	1/3/03	@ Milwaukee	W	118-115		8-9	18-13	Milwaukee	Kirilenko - 21	R. Allen - 29	13,803
32	1/4/03	@ Minnesota	W	105-97		9-9	19-13	Minneapolis	Malone - 33	Garnett - 26	16,473
33	1/6/03	@ Chicago	L	98-113		9-10	19-14	Chicago	Harpring - 18	J. Rose - 31	17,663
34	1/8/03	PHOENIX	W	99-93	11-4	20-14	20-14	Salt Lake City	Malone - 24	Marbury - 29	19,820
35	1/10/03	MIAMI	W	92-76	12-4	21-14	21-14	Salt Lake City	Harpring - 31	C. Butler - 19	19,417
36	1/12/03	@ Phoenix	L	99-107		9-11	21-15	Phoenix	Harpring/Malone - 26	Marbury - 29	15,358
37	1/15/03	@ Denver	W	92-81		10-11	22-15	Denver	Matt Harpring - 17	Nene - 24	13,354
38	1/16/03	SEATTLE	W	92-85	13-4	23-15	23-15	Salt Lake City	Malone - 34	Payton - 27	19,536
39	1/18/03	CLEVELAND	W	95-78	14-4	24-15	24-15	Salt Lake City	Harpring - 22	R. Davis - 25	19,886
40	1/20/03	NEW JERSEY	W*	106-103	15-4	25-15	25-15	Salt Lake City	Stockton - 25	Kidd - 33	19,353
41	1/22/03	LA. CLIPPERS	L	89-96	15-5	25-16	25-16	Salt Lake City	Malone - 23	Brand - 24	18,859
42	1/24/03	SAN ANTONIO	L	90-91	15-6	25-17	25-17	Salt Lake City	Malone - 18	Duncan - 29	19,911
43	1/25/03	@ Golden State	L	95-108		10-12	25-18	Oakland	Harpring/Malone - 20	Arenas - 27	16,373
44	1/28/03	@ Sacramento	W	102-92		11-12	26-18	Sacramento	Malone - 29	Stojakovic - 32	17,317
45	1/29/03	PORTLAND	W	95-71	16-6	27-18	27-18	Salt Lake City	Harpring - 21	Randolph - 18	18,471
46	1/31/03	GOLDEN STATE	W	102-94	17-6	28-18	28-18	Salt Lake City	Malone - 26	Murphy - 18	19,608
47	2/1/03	@ L.A. Lakers	L	87-99		11-13	28-19	Los Angeles	Malone - 26	Bryant - 42	18,997
48	2/3/03	DALLAS	L	90-92	17-7	28-20	28-20	Salt Lake City	Harpring - 20	Nowitzki - 25	19,130
49	2/5/03	MEMPHIS	W	105-84	18-7	29-20	29-20	Salt Lake City	Malone - 31	Gircek - 17	19,473
50	2/11/03	@ Houston	W*	103-101		12-13	30-20	Houston	Malone - 33	Francis - 28	11,670
51	2/12/03	HOUSTON	L	76-106	18-8	30-21	30-21	Salt Lake City	Kirilenko - 15	Francis - 36	18,873
52	2/14/03	WASHINGTON	W	109-77	19-8	31-21	31-21	Salt Lake City	Malone - 23	L. Hughes - 14	19,911
53	2/17/03	MINNESOTA	W	109-97	20-8	32-21	32-21	Salt Lake City	Malone - 28	Garnett - 34	19,390
54	2/19/03	LA. LAKERS	L	87-93	20-9	32-22	32-22	Salt Lake City	Malone - 25	Bryant - 40	19,911
55	2/22/03	DENVER	W	99-89	21-9	33-22	33-22	Salt Lake City	Malone - 20	Ju. Howard - 20	19,911
56	2/24/03	@ Memphis	L	92-103		12-14	33-23	Memphis	Malone - 22	W. Person - 27	13,317
57	2/26/03	@ Minnesota	L	85-92		12-15	33-24	Minneapolis	Malone - 19	Garnett - 24	14,227
58	2/28/03	@ Philadelphia	L	83-104		12-16	33-25	Philadelphia	Malone - 19	Iverson - 24	20,830
59	3/2/03	@ New Jersey	W	91-90		13-16	34-25	East Rutherford, NJ	Malone - 20	K. Martin - 24	16,456
60	3/5/03	SEATTLE	W	94-83	22-9	35-25	35-25	Salt Lake City	Malone - 23	R. Allen - 24	19,666
61	3/7/03	SACRAMENTO	L*	105-108	22-10	35-26	35-26	Salt Lake City	Malone - 25	Bibby/Webber - 24	19,911
62	3/8/03	@ Dallas	L	77-101		13-17	35-27	Dallas	Malone - 16	Nowitzki - 21	20,123
63	3/10/03	@ Miami	W	83-73		14-17	36-27	Miami	Malone - 29	C. Butler - 24	14,897
64	3/12/03	@ Orlando	W	111-108		15-17	37-27	Orlando	Malone - 40	McGrady - 32	14,634
65	3/14/03	@ Indiana	L	81-101		15-18	37-28	Indianapolis	Malone - 21	Bender - 22	17,935
66	3/16/03	@ Cleveland	L	95-122		15-19	37-29	Cleveland	Harpring/Massenburg - 20	R. Davis - 28	11,578
67	3/18/03	DENVER	W	99-81	23-10	37-29	37-29	Salt Lake City	Harpring - 22	Ju. Howard - 16	17,651
68	3/19/03	@ Phoenix	W	99-86		16-19	39-29	Phoenix	Malone - 34	Marion - 22	15,196
69	3/22/03	LA. CLIPPERS	W	88-73	24-10	40-29	40-29	Salt Lake City	Kirilenko - 17	Maggette - 13	19,599
70	3/24/03	BOSTON	W	96-91	25-10	41-29	41-29	Salt Lake City	Harpring - 25	P. Pierce - 24	18,795
71	3/26/03	PORTLAND	W	94-85	26-10	42-29	42-29	Salt Lake City	Malone - 24	R. Wallace - 24	19,628
72	3/28/03	MILWAUKEE	W	103-90	27-10	43-29	43-29	Salt Lake City	Harpring - 28	Redd - 26	19,089
73	3/29/03	@ San Antonio	L	81-101		16-20	43-30	San Antonio	Ostertag - 16	Duncan - 30	18,797
74	4/1/03	@ L.A. Clippers	W	94-89		17-20	44-30	Los Angeles	Malone - 25	Maggette - 23	17,531
75	4/3/03	@ Portland	W	93-88		18-20	45-30	Portland	Malone - 21	R. Wallace - 23	20,062
76	4/4/03	NEW YORK	L*	92-94	27-11	45-31	45-31	Salt Lake City	Malone - 23	Houston - 27	19,291
77	4/6/03	@ Seattle	L	80-82		18-21	45-32	Seattle	Malone - 22	R. Lewis - 24	15,588
78	4/8/03	@ Golden State	L	102-128		18-22	45-33	Oakland	Malone - 17	Arenas - 34	16,268
79	4/9/03	HOUSTON	W	94-73	28-11	46-33	46-33	Salt Lake City	Harpring - 23	Francis/Taylor - 10	19,661
80	4/11/03	DALLAS	W	95-92	29-11	47-33	47-33	Salt Lake City	Malone - 23	Nowitzki - 34	19,896
81	4/14/03	SAN ANTONIO	L	83-91	29-12	47-34	47-34	Salt Lake City	Malone - 20	T. Parker - 25	19,821
82	4/16/03	@ Sacramento	L	84-95		18-23	47-35	Sacramento	Harpring/Kirilenko - 15	Weber - 15	17,317

* Denotes number of overtime periods

BOLD indicates home sellout

HISTORY

2003-04 UTAH JAZZ

RECORD: 42-40 (.512), 7th in Midwest Division

HEAD COACH: Jerry Sloan

HONORS:

- Andrei Kirilenko, All-Defensive Second Team
- Andrei Kirilenko, NBA All-Star
- Andrei Kirilenko, Player of the Week (11/9, 2/29)

PLAYOFFS:

Did not qualify

DRAFT ADDITIONS:

- 1ST ROUND 19TH PICK
Aleksandar Pavlovic (F), Serbia
- 2ND ROUND 47TH PICK
Mo Williams (G), Alabama



2003-04 NOTES:

- For the first time in 18 years, the Jazz begins the season without Karl Malone and John Stockton.
- 31 games in, leading scorer Matt Harpring is forced to undergo right knee surgery and misses the remainder of the season.
- On 2/19/04, the Jazz trades DeShawn Stevenson to Orlando for Gordan Giricek, and also send Keon Clark and Ben Handlogten to Phoenix for Tom Gugliotta.
- Utah finishes with its 19th straight winning season and 21st straight at .500 or better.
- However, for the first time since the 1983-84 season, the team fails to make the playoffs, snapping a 20-year run (third best in NBA history).
- Thus, the Jazz enters the NBA Lottery for the first time in team history.
- Andrei Kirilenko finishes the season as the team's leader in scoring, rebounding, blocks, steals and minutes played - he finishes third in the league in blocks (2.77) and fourth in steals (1.94).
- Jerry Sloan wins his 900th career game on 2/7/04, and finishes second to Hubie Brown (Memphis) for NBA Coach of the Year.

2003-04 UTAH JAZZ FINAL STATISTICS

PLAYER	G	MIN	FIELD GOALS			3-PT. FGS.			FREE THROWS			REBOUNDS			ASSISTS			PF	DO	STL	TO	BLK	PTS			AVERAGES					
			FGM	FGA	PCT	3FGM	3FGA	PCT	FTM	FTA	PCT	OFF	DEF	TOT	AST	PPG	RPG						APG								
Kirilenko, Andrei	78	2895	412	931	.443	68	201	.338	392	496	.790	226	403	629	244	174	0	150	215	215	1284	16.5	8.1	3.1							
Harpring, Matt	31	1134	193	410	.471	8	33	.242	108	157	.688	91	156	247	63	102	1	22	65	2	502	16.2	8.0	2.0							
Arroyo, Carlos	71	2008	339	768	.441	38	117	.325	181	225	.804	41	144	185	355	165	0	63	156	5	897	12.6	2.6	5.0							
Stevenson, DeShawn	54	1511	261	586	.445	7	30	.233	89	133	.669	43	135	178	92	86	0	28	80	16	618	11.4	3.3	1.7							
Giricek, Gordan	25	606	128	297	.431	14	39	.359	68	77	.883	14	48	62	42	46	0	15	40	5	338	13.5	2.5	1.7							
Bell, Raja	82	2020	329	805	.409	62	166	.373	195	248	.786	60	181	241	107	262	6	63	111	13	915	11.2	2.9	1.3							
Lopez, Raul	82	1617	223	517	.431	25	85	.294	101	117	.863	24	131	155	305	200	2	62	174	2	572	7.0	1.9	3.7							
Ostertag, Greg	78	2153	208	437	.476	0	1	.000	113	195	.579	221	357	578	123	228	1	30	99	139	529	6.8	7.4	1.6							
Collins, Jaron	81	1732	147	295	.498	0	1	.000	188	262	.718	117	199	316	77	255	3	26	79	18	482	6.0	3.9	1.0							
Williams, Maurice	57	772	115	303	.380	10	39	.256	44	56	.786	23	49	72	76	87	0	28	51	2	284	5.0	1.3	1.3							
Pavlovic, Aleksandar	79	1144	149	376	.396	19	70	.271	65	84	.774	44	115	159	60	187	3	41	67	16	382	4.8	2.0	0.8							
Moore, Mikki	28	385	49	94	.521	0	0	---	30	35	.857	28	54	82	19	64	1	7	22	13	128	4.6	2.6	0.6							
Handlogten, Ben	17	172	25	47	.532	0	0	---	18	27	.667	22	33	55	6	32	0	3	10	4	68	4.0	3.2	0.4							
Borchardt, Curtis	16	258	22	56	.393	0	1	.000	14	18	.778	13	41	54	15	40	0	4	18	14	58	3.6	3.4	0.9							
Gugliotta, Tom	25	515	39	104	.375	1	3	.333	14	20	.700	50	81	131	42	47	0	17	19	8	93	3.7	5.2	1.7							
Grant, Paul	10	98	11	23	.478	0	0	---	3	8	.375	7	10	17	3	17	0	1	7	1	25	2.5	1.7	0.3							
Ruffin, Michael	41	733	38	117	.325	0	0	---	16	38	.421	78	129	207	41	103	1	22	42	21	92	2.2	5.0	1.0							
Clark, Keon	2	27	2	6	.333	0	0	---	0	0	---	1	6	7	1	1	0	1	0	0	4	2.0	3.5	0.5							
UTAH JAZZ	82	19780	2690	6172	.436	252	786	.321	1639	2196	.746	1103	2272	3375	1671	2096	18	583	1365	494	7271	88.7									
OPPONENTS	82	19780	2541	5879	.432	415	1209	.343	1874	2431	.771	868	2131	2999	1528	1999	26	666	1262	530	7371	89.9									

2003-04 GAME-BY-GAME BREAKDOWN

	W	L	VS. ATLANTIC	W	L	VS. CENTRAL	W	L	VS. MIDWEST	W	L	VS. PACIFIC	W	L
RECORD	42	40	Boston	1	1	Atlanta	2	0	Dallas	2	2	Golden State	2	2
Home	28	13	Miami	1	1	Chicago	1	1	Denver	1	3	L.A. Clippers	3	1
Road	14	27	New Jersey	1	1	Cleveland	1	1	Houston	2	2	L.A. Lakers	1	3
October	1	0	New York	2	0	Detroit	1	1	Memphis	3	1	Phoenix	3	1
November	8	6	Orlando	1	1	Indiana	0	2	Minnesota	2	2	Portland	2	2
December	8	8	Philadelphia	2	0	Milwaukee	1	1	San Antonio	0	4	Sacramento	1	3
January	7	9	Washington	1	1	New Orleans	1	1				Seattle	3	1
February	6	7			Toronto	1	1							
March	9	6												
April	3	4												
			VS. ATLANTIC	9	5	VS. CENTRAL VS. EAST	8	8	VS. MIDWEST	10	14	VS. PACIFIC VS. WEST	15	13
							17	13					25	27

2003-04 UTAH JAZZ

2003-04 UTAH JAZZ (42-40, .512) 7TH IN MIDWEST DIVISION

GM	DATE	OPPONENT	W/L	SCORE	HOME	ROAD	TOTAL	SITE	UTA HIGH SCORER	OPP. HIGH SCORER	ATTEND.
1	10/29/03	PORTLAND	W	99-92	1-0		1-0	Salt Lake City	Arroyo - 18	Randolph - 22	17,306
2	11/1/03	@ Dallas	L	102-127		0-1	1-1	Dallas	Stevenson - 24	Deik - 22	19,923
3	11/3/03	MINNESOTA	W	93-88	2-0		2-1	Salt Lake City	Harping - 32	Cassell - 27	17,177
4	11/5/03	PHOENIX	W	91-80	3-0		3-1	Salt Lake City	Harping - 21	Marion - 20	18,852
5	11/7/03	@ Golden State	L	89-95		0-2	3-2	Oakland	Kienlenko - 20	J. Richardson - 21	11,642
6	11/8/03	MEMPHIS	W	96-89	4-0		4-2	Salt Lake City	Kienlenko - 25	Posay - 17	18,468
7	11/10/03	@ San Antonio	L	78-87		0-3	4-3	San Antonio	Harping - 11	Gnoblil - 18	18,797
8	11/12/03	@ New Orleans	L	89-96		0-4	4-4	New Orleans	Harping - 20	B. Davis - 23	11,356
9	11/14/03	@ Minnesota	W	85-77		1-4	5-4	Minneapolis	Arroyo - 30	Garrett - 23	17,182
10	11/15/03	@ Milwaukee	L	95-100		1-5	5-5	Milwaukee	Arroyo - 21	Redd - 28	16,712
11	11/17/03	ORLANDO	W	90-88	5-0		6-5	Salt Lake City	Kienlenko - 25	McGrady - 29	17,184
12	11/18/03	SACRAMENTO	L	110-118	5-1		6-6	Salt Lake City	Arroyo - 25	Stojakovic - 30	17,664
13	11/21/03	MILWAUKEE	W	99-90	6-1		7-6	Salt Lake City	Kienlenko - 20	Redd - 28	18,182
14	11/26/03	HOUSTON	W	83-76	7-1		8-6	Salt Lake City	Kienlenko - 23	Yao - 20	18,292
15	11/28/03	SEATTLE	W	98-81	8-1		9-6	Salt Lake City	Bell - 25	B. Barry - 20	19,261
16	12/1/03	NEW JERSEY	W	91-84	9-1		10-6	Salt Lake City	Kienlenko/Stevenson - 18	R. Jefferson - 22	17,027
17	12/3/03	@ Houston	L*	101-107		1-6	10-7	Houston	Harping/Kienlenko - 19	Mobley - 32	12,971
18	12/5/03	LA CLIPPERS	W	86-67	10-1		11-7	Salt Lake City	Harping - 20	Maggette - 15	17,965
19	12/7/03	@ L.A. Lakers	L	92-94		1-7	11-8	Los Angeles	Williams - 16	Byrant/O'Neal - 19	18,997
20	12/8/03	BOSTON	L	80-102	10-2		11-9	Salt Lake City	Harping - 17	E. Williams - 19	18,072
21	12/10/03	NEW YORK	W	95-73	11-2		12-9	Salt Lake City	Harping - 22	S. Anderson - 16	17,561
22	12/12/03	SACRAMENTO	L	93-100	11-3		12-10	Salt Lake City	Bell - 17	Bibby - 25	19,678
23	12/14/03	@ Philadelphia	W	94-86		2-7	13-10	Philadelphia	Kienlenko - 30	K. Thomas - 16	17,142
24	12/16/03	@ Washington	L	87-91		2-8	13-11	Washington, DC	Kienlenko - 17	L. Hughes - 38	12,097
25	12/17/03	@ New Jersey	L	74-87		2-9	13-12	East Rutherford, NJ	Lopez - 15	K. Martin - 22	15,327
26	12/19/03	@ Boston	W	99-96		3-9	14-12	Boston	Stevenson - 22	P. Pierce - 19	14,114
27	12/21/03	@ Detroit	L	75-96		3-10	14-13	Auburn Hills, MI	Arroyo - 11	Atkins/Billups - 19	22,076
28	12/22/03	@ Chicago	W	92-80		4-10	15-13	Chicago	Kienlenko - 26	K. Gill - 13	17,604
29	12/26/03	TORONTO	W*	97-94	12-3		16-13	Salt Lake City	Bell - 19	V. Carter - 30	19,639
30	12/28/03	@ Sacramento	L	88-98		4-11	16-14	Sacramento	Kienlenko - 21	Stojakovic - 37	17,317
31	12/29/03	PHILADELPHIA	W	106-97	13-3		17-14	Salt Lake City	Arroyo/Harping - 19	G. Robinson - 25	19,911
32	1/2/04	@ Memphis	L	88-100		4-12	17-15	Memphis	Arroyo - 25	B. Wells - 21	13,041
33	1/3/04	@ Houston	L	63-84		4-13	17-16	Houston	Stevenson - 11	Francis - 17	15,482
34	1/5/04	DALLAS	W	108-94	14-3		18-16	Salt Lake City	Bell - 25	Nowitzki - 24	19,911
35	1/9/04	@ Denver	L	96-106		4-14	18-17	Denver	Stevenson - 19	Anthony - 27	19,402
36	1/10/04	ATLANTA	W	92-71	15-3		19-17	Salt Lake City	Stevenson - 17	Glover/Rahim - 15	19,911
37	1/13/04	GOLDEN STATE	W	97-80	16-3		20-17	Salt Lake City	Arroyo - 19	C. Robinson - 23	18,241
38	1/15/04	MIAMI	W	97-85	17-3		21-17	Salt Lake City	Kienlenko - 26	E. Jones - 18	19,751
39	1/17/04	CLEVELAND	L*	96-102	17-4		21-18	Salt Lake City	Kienlenko - 27	Boozler - 32	19,622
40	1/19/04	@ Golden State	L	85-101		4-15	21-19	Oakland	Bell - 25	Dampier - 18	14,358
41	1/20/04	DENVER	L	75-96	17-5		21-20	Salt Lake City	Williams - 20	Lenard - 20	19,385
42	1/23/04	@ L.A. Clippers	L	82-93		4-16	21-21	Los Angeles	Arroyo/Ostertag - 16	K. Richardson - 29	15,675
43	1/24/04	LA. LAKERS	L	86-93	17-6		21-22	Salt Lake City	Stevenson - 17	Medvedenko - 26	19,911
44	1/26/04	LA. CLIPPERS	W	98-93	18-6		22-22	Salt Lake City	Arroyo - 20	Brand - 18	18,592
45	1/28/04	DALLAS	W	91-88	19-6		23-22	Salt Lake City	Kienlenko - 23	Finley - 19	19,515
46	1/30/04	@ Memphis	W	85-79		5-16	24-22	Memphis	Kienlenko - 21	Posay - 24	13,203
47	1/31/04	@ San Antonio	L	81-85		5-17	24-23	San Antonio	Arroyo/Kienlenko - 13	Duncan - 33	18,797
48	2/2/04	SAN ANTONIO	L	65-83	19-7		24-24	Salt Lake City	Kienlenko - 10	Duncan - 31	19,911
49	2/4/04	CHICAGO	L	79-95	19-8		24-25	Salt Lake City	Stevenson - 17	E. Curry - 23	19,911
50	2/6/04	PORTLAND	L	73-87	19-9		24-26	Salt Lake City	Kienlenko - 14	Randolph - 19	19,911
51	2/7/04	@ Phoenix	W	96-92		6-17	25-26	Phoenix	Kienlenko - 21	Stoudemire - 20	15,792
52	2/10/04	@ Portland	W	86-81		7-17	26-26	Portland	Arroyo/Kienlenko - 20	D. Anderson - 21	14,201
53	2/11/04	MINNESOTA	L	66-77	19-10		26-27	Salt Lake City	Kienlenko - 21	Cassell - 24	19,911
54	2/17/04	@ Miami	L	85-97		7-18	26-28	Miami	Kienlenko - 31	D. Wade - 31	14,431
55	2/18/04	@ Orlando	L	77-90		7-19	26-29	Orlando	Arroyo - 14	McGrady - 43	13,115
56	2/20/04	@ New York	W	92-78		8-19	27-29	New York City	Kienlenko - 23	Marbury - 21	19,763
57	2/22/04	@ Indiana	L	80-94		8-20	27-30	Indianapolis	Kienlenko - 22	J. O'Neal - 21	18,345
58	2/24/04	SEATTLE	W	99-86	20-10		28-30	Salt Lake City	Kienlenko - 27	R. Allen - 26	19,911
59	2/25/04	@ Seattle	W*	93-92		9-20	29-30	Seattle	Kienlenko - 24	R. Allen - 40	15,300
60	2/27/04	@ Sacramento	W	102-97		10-20	30-30	Sacramento	Kienlenko - 24	Bibby - 26	17,317
61	3/1/04	DETROIT	W	94-86	21-10		31-30	Salt Lake City	Gricek - 24	R. Wallace - 27	19,911
62	3/5/04	INDIANA	L	88-96	21-11		31-31	Salt Lake City	Kienlenko - 19	J. O'Neal - 30	19,911
63	3/6/04	@ Portland	L	70-91		10-21	31-32	Portland	Bell - 21	Randolph - 23	16,216
64	3/8/04	LA. LAKERS	W	88-83	22-11		32-32	Salt Lake City	Gricek - 21	Payton - 21	19,911
65	3/10/04	GOLDEN STATE	W	91-77	23-11		33-32	Salt Lake City	Kienlenko - 20	J. Richardson - 19	19,587
66	3/12/04	@ Phoenix	W	99-90		11-21	34-32	Phoenix	Gricek - 33	Stoudemire - 26	14,790
67	3/14/04	@ Denver	W	75-102		11-22	34-33	Denver	Arroyo - 13	A. Miller - 24	19,522
68	3/17/04	@ Toronto	L	81-85		11-23	34-34	Toronto	Kienlenko - 25	V. Carter - 24	17,875
69	3/19/04	@ Cleveland	W	97-88		12-23	35-34	Cleveland	Bell - 23	Ilgasauskas - 24	20,562
70	3/20/04	@ Atlanta	W	87-81		13-23	36-34	Atlanta	Bell/Kienlenko - 18	Sura - 19	14,950
71	3/23/04	WASHINGTON	W	85-77	24-11		37-34	Salt Lake City	Bell/Kienlenko - 19	L. Hughes - 23	19,911
72	3/24/04	@ Seattle	L	77-84		13-24	37-35	Seattle	Kienlenko - 16	R. Allen - 26	17,072
73	3/27/04	DENVER	W	85-83	25-11		38-35	Salt Lake City	Arroyo - 19	Anthony - 25	19,911
74	3/28/04	@ L.A. Lakers	L	84-91		13-25	38-36	Los Angeles	Bell - 26	Byrant - 34	18,997
75	3/31/04	NEW ORLEANS	W	89-76	26-11		39-36	Salt Lake City	Gricek - 19	D. Armstrong - 19	19,911
76	4/2/04	SAN ANTONIO	L	81-94	26-12		39-37	Salt Lake City	Gricek - 22	Brown - 18	19,911
77	4/4/04	@ L.A. Clippers	W	97-92		14-25	40-37	Los Angeles	Kienlenko - 18	Maggette - 25	17,543
78	4/5/04	MEMPHIS	W	92-81	27-12		41-37	Salt Lake City	Gricek - 25	L. Wright - 16	19,911
79	4/8/04	@ Dallas	L	94-117		14-26	41-38	Dallas	Bell - 18	Nowitzki - 27	20,226
80	4/10/04	HOUSTON	W	82-69	28-12		42-38	Salt Lake City	Gricek - 23	M. Taylor - 16	19,911
81	4/12/04	@ Minnesota	L	90-104		14-27	42-39	Minneapolis	Arroyo - 19	Sprouell - 24	18,881
82	4/14/04	PHOENIX	L	84-89	28-13		42-40	Salt Lake City	Lopez - 25	Stoudemire - 29	19,911

* Denotes number of overtime periods

BOLD indicates home sellout

HISTORY

2004-05 UTAH JAZZ

RECORD: 26-56 (.317), 5th in Northwest Division

HEAD COACH: Jerry Sloan

HONORS:

• Andrei Kirilenko, All-Defensive Second Team

PLAYOFFS:

Did not qualify

DRAFT ADDITIONS:

• 1ST ROUND 14TH PICK
Kris Humphries (F), Minnesota
• 1ST ROUND 16TH PICK
Kirk Snyder (G), Nevada



2004-05 NOTES:

- The Jazz signs two of the biggest free-agent additions in team history in Carlos Boozer and Mehmet Okur.
- The team retires John Stockton's #12 on 11/22/04.
- Jerry Sloan coaches his 1,500th game on 12/14/04.
- Carlos Arroyo is dealt to Detroit for Elden Campbell (later released) and a first-round draft pick on 1/21/05.
- Boozer starts the first 51 games, but misses the final 31 due to a strained right foot.
- Kirilenko suffers a broken wrist on 3/24 and misses the remainder of the season.
- Sloan passes Red Auerbach for sixth on all-time win list on 3/26/05.
- Kirilenko still leads league in blocked shots (3.32 bpg).
- Utah suffers its first losing season since 1982-83, snapping a streak of 19 straight winning seasons and 21 straight at .500 or better.

2004-05 UTAH JAZZ FINAL STATISTICS

PLAYER	FIELD GOALS					3-PT. FGS.			FREE THROWS			REBOUNDS					AVERAGES							
	G	MIN	FGM	FGA	PCT	3FGM	3FGA	3PCT	FTM	FTA	PCT	OFF	DEF	TOT	AST	PF	DO	STL	TO	BLK	PTS	PPG	RPG	APG
Boozer, Carlos	51	1772	361	693	.521	0	1	.000	187	268	.698	141	316	457	144	179	3	41	137	24	909	17.8	9.0	2.8
Kirilenko, Andrei	41	1349	207	420	.493	23	77	.299	203	259	.784	89	166	255	132	101	1	67	90	136	640	15.6	6.2	3.2
Harping, Matt	78	2584	418	855	.489	9	43	.209	245	315	.778	196	284	480	142	250	2	70	133	16	1090	14.0	6.2	1.8
Okur, Mehmet	82	2304	354	756	.468	17	63	.270	329	387	.850	194	422	616	166	227	2	32	141	68	1054	12.9	7.5	2.0
Bell, Raja	63	1790	303	667	.454	54	134	.403	112	150	.747	48	153	201	91	205	4	44	79	8	772	12.3	3.2	1.4
Ginick, Gordon	81	1660	283	632	.448	38	105	.362	111	137	.810	25	157	182	137	155	1	46	90	11	715	8.8	2.2	1.7
Arroyo, Carlos	30	742	93	232	.401	7	18	.389	53	63	.841	11	35	46	152	67	0	20	55	3	246	8.2	1.5	5.1
McLeod, Keith	53	1382	143	408	.350	18	72	.250	112	146	.767	20	93	113	236	138	0	63	99	12	416	7.8	2.1	4.5
Easley, Howard	74	1428	161	405	.398	27	103	.262	66	83	.795	15	75	90	250	156	1	45	111	9	415	5.6	1.2	3.4
Lopez, Raul	31	518	57	135	.422	20	45	.444	27	33	.818	7	32	39	123	78	0	22	47	3	161	5.2	1.3	4.0
Snyder, Kirk	68	906	122	328	.372	30	85	.353	64	96	.667	50	71	121	36	116	0	26	58	19	338	5.0	1.8	0.5
Handiglen, Ben	21	297	43	83	.518	0	1	.000	9	17	.529	23	42	65	13	55	2	7	18	5	95	4.5	3.1	0.6
Collins, Jaron	50	961	65	157	.414	0	1	.000	83	119	.697	57	107	164	61	146	1	11	34	6	213	4.3	3.3	1.2
Humphries, Kris	67	873	116	287	.404	2	6	.333	44	101	.436	73	124	197	43	96	0	25	52	18	278	4.1	2.9	0.6
Livingston, Randy	17	227	22	52	.423	5	8	.625	15	17	.882	3	9	12	45	28	0	12	14	2	64	3.8	0.7	2.6
Borchardt, Curtis	67	859	74	172	.430	0	0	---	52	71	.732	86	138	224	49	160	1	10	52	32	200	3.0	3.3	0.7
Radovic, Aleksandar	12	128	6	19	.316	0	0	---	7	10	.700	9	19	28	6	32	1	0	15	2	19	1.6	2.3	0.5
UTAH JAZZ	82	19780	2828	6301	.449	250	762	.328	1719	2272	.757	1047	2243	3290	1826	2189	19	541	1292	374	7625	93.0		
OPPONENTS	82	19780	2731	5965	.458	486	1297	.375	2027	2653	.764	859	2230	3089	1592	2058	23	646	1182	474	7975	97.3		

2004-05 GAME-BY-GAME BREAKDOWN

	W	L	VS. ATLANTIC	W	L	VS. CENTRAL	W	L	VS. SOUTHEAST	W	L	VS. NORTHWEST	W	L	VS. PACIFIC	W	L	VS. SOUTHWEST	W	L
RECORD	26	56	Boston	0	2	Chicago	0	2	Atlanta	2	0	Denver	2	2	Golden State	1	2	Dallas	0	3
Home	18	23	New Jersey	0	2	Cleveland	0	2	Charlotte	1	1	Minnesota	1	3	L.A. Clippers	2	2	Houston	2	2
Road	8	33	New York	0	2	Detroit	1	1	Miami	0	2	Portland	2	2	L.A. Lakers	3	1	Memphis	0	3
November	8	7	Philadelphia	1	1	Indiana	0	2	Orlando	0	2	Seattle	1	3	Phoenix	1	3	New Orleans	2	2
December	3	12	Toronto	0	2	Milwaukee	1	1	Washington	0	2				Sacramento	1	2	San Antonio	2	2
January	4	11																		
February	4	7																		
March	3	12																		
April	4	7																		
			VS. ATLANTIC	1	9	VS. CENTRAL	2	8	VS. SOUTHEAST	3	7	VS. NORTHWEST	6	10	VS. PACIFIC	8	10	VS. SOUTHWEST	6	12
									VS. EAST	6	24							VS. WEST	20	32

2004-05 UTAH JAZZ

2004-05 UTAH JAZZ (26-56, .317) 5TH IN NORTHWEST DIVISION

GM	DATE	OPPONENT	W/L	SCORE	HOME	ROAD	TOTAL	SITE	UTA HIGH SCORER	OPP. HIGH SCORER	ATTEND
1	11/3/04	LA. LAKERS	W	104-78	1-0		1-0	Salt Lake City	Boozer - 27	Bryant - 38	19,911
2	11/5/04	@ Golden State	W	102-80		1-0	2-0	Oakland	Boozer - 16	Fisher - 17	15,668
3	11/6/04	@ Denver	W	106-82		2-0	3-0	Denver	Boozer - 30	Boydkins - 17	19,099
4	11/8/04	DENVER	W	102-91	2-0		4-0	Salt Lake City	Kirinlenko - 24	Anthony - 17	18,667
5	11/10/04	TORONTO	L	95-104	2-1		4-1	Salt Lake City	Bell - 20	Bosh - 20	19,683
6	11/13/04	DETROIT	W	108-93	3-1		5-1	Salt Lake City	Boozer - 21	Hamilton - 21	19,911
7	11/16/04	@ Charlotte	W	107-105		3-0	6-1	Charlotte	Boozer - 34	Bogans - 28	10,412
8	11/17/04	@ Orlando	L	92-107		3-1	6-2	Orlando	Boozer - 27	Francis - 33	13,386
9	11/19/04	@ Miami	L*	105-107		3-2	6-3	Miami	Boozer - 25	D. Wade - 39	19,735
10	11/20/04	@ Atlanta	W	92-79		4-2	7-3	Atlanta	Boozer - 25	A. Harrington - 17	11,986
11	11/22/04	NEW ORLEANS	L	75-76	3-2		7-4	Salt Lake City	Kirinlenko - 18	Magloire - 20	19,911
12	11/24/04	CHICAGO	L	99-101	3-3		7-5	Salt Lake City	Kirinlenko - 20	Gordon - 22	18,563
13	11/26/04	HOUSTON	W	90-80	4-3		8-5	Salt Lake City	Kirinlenko - 21	J. Jackson - 18	19,519
14	11/27/04	@ San Antonio	L	76-109		4-3	8-6	San Antonio	Harping - 15	M. Rose - 16	17,543
15	11/30/04	PHOENIX	L	102-115	4-4		8-7	Salt Lake City	Boozer - 27	Stoudemire - 29	17,336
16	12/1/04	@ Seattle	L*	119-129		4-4	8-8	Seattle	Boozer - 36	R. Allen - 38	16,066
17	12/4/04	@ Dallas	L	86-109		4-5	8-9	Dallas	Harping - 22	Nowitzki - 30	19,845
18	12/6/04	MIAMI	L	80-100	4-5		8-10	Salt Lake City	Snyder - 12	D. Wade - 23	18,245
19	12/8/04	ORLANDO	L	100-106	4-6		8-11	Salt Lake City	Harping - 12	Mobley - 26	17,513
20	12/10/04	PORTLAND	W*	92-87	5-6		9-11	Salt Lake City	Boozer - 29	Randolph - 23	19,531
21	12/12/04	@ Portland	L	88-98		4-6	9-12	Portland	Boozer/Harping - 17	Randolph - 23	15,802
22	12/14/04	LA. CLIPPERS	W	93-91	6-6		10-12	Salt Lake City	Bell - 21	Maggette - 28	19,101
23	12/15/04	@ Phoenix	L	86-108		4-7	10-13	Phoenix	Okur - 19	J. Johnson - 30	14,908
24	12/17/04	@ Boston	L	106-114		4-8	10-14	Boston	Boozer - 25	Payton - 27	15,504
25	12/19/04	@ New York	L	93-94		4-9	10-15	New York City	Harping - 21	J. Crawford - 24	19,763
26	12/20/04	@ Philadelphia	W	103-101		5-9	11-15	Philadelphia	Boozer - 28	Iverson - 51	15,642
27	12/22/04	@ Toronto	L	86-98		5-10	11-16	Toronto	Boozer - 29	Marshall - 22	17,479
28	12/27/04	SEATTLE	L	88-98	6-7		11-17	Salt Lake City	Harping - 22	R. Lewis - 22	19,911
29	12/29/04	@ LA. Clippers	L	90-101		5-11	11-18	Los Angeles	Boozer - 23	Brand - 23	17,481
30	12/31/04	SACRAMENTO	L	102-109	6-8		11-19	Salt Lake City	Boozer - 25	Stojakovic - 26	19,911
31	1/2/05	@ Houston	L	80-99		5-12	11-20	Houston	Grinick - 15	McGrady - 25	14,574
32	1/3/05	@ Memphis	L	82-92		5-13	11-21	Memphis	Boozer - 20	Gasol - 25	14,293
33	1/5/05	PHILADELPHIA	L	99-106	6-9		11-22	Salt Lake City	Boozer - 24	K. Thomas - 30	18,409
34	1/7/05	@ Chicago	L	78-84		5-14	11-23	Chicago	Grinick/Harping - 13	Deng - 22	16,887
35	1/8/05	@ Milwaukee	L	86-89		5-15	11-24	Milwaukee	Boozer - 28	Redd - 26	15,809
36	1/10/05	SAN ANTONIO	W	97-96	7-9		12-24	Salt Lake City	Okur - 23	Duncan - 24	18,325
37	1/12/05	PHOENIX	W	115-108	8-9		13-24	Salt Lake City	Okur - 21	Q. Richardson - 24	19,209
38	1/13/05	@ Sacramento	L	93-107		5-16	13-25	Sacramento	Harping - 16	Stojakovic - 27	17,317
39	1/15/05	CLEVELAND	L	71-84	8-10		13-26	Salt Lake City	three players - 12	L. James - 27	19,572
40	1/17/05	@ LA. Lakers	W	102-94		6-16	14-26	Los Angeles	Harping - 19	C. Butler - 26	18,111
41	1/22/05	MEMPHIS	L	94-110	8-11		14-27	Salt Lake City	Okur - 23	Gasol - 23	19,707
42	1/23/05	@ Seattle	L	105-122		6-17	14-28	Seattle	Boozer - 20	R. Lewis - 36	16,823
43	1/26/05	SEATTLE	W	109-100	9-11		15-28	Salt Lake City	Lopez - 20	R. Allen - 27	18,821
44	1/28/05	@ Minnesota	L	91-93		6-18	15-29	Minneapolis	Kirinlenko/Lopez - 14	G. Gamett - 25	19,553
45	1/29/05	NEW JERSEY	L	82-99	9-12		15-30	Salt Lake City	Bell - 20	V. Carter - 30	19,911
46	2/1/05	CHARLOTTE	L	105-109	9-13		15-31	Salt Lake City	Grinick - 21	G. Wallace - 28	17,854
47	2/5/05	NEW ORLEANS	W	108-92	10-13		16-31	Salt Lake City	Boozer - 18	Nachbar - 21	19,575
48	2/7/05	NEW YORK	L*	99-102	10-14		16-32	Salt Lake City	Kirinlenko - 25	Marbury - 30	18,584
49	2/8/05	@ Denver	L	87-97		6-19	16-33	Denver	Okur - 21	Anthony - 25	15,898
50	2/11/05	MINNESOTA	W	100-82	11-14		17-33	Salt Lake City	Boozer - 21	Spewell - 16	19,291
51	2/14/05	@ Phoenix	L	128-136		6-20	17-34	Phoenix	Bell - 22	Stoudemire - 42	18,422
52	2/15/05	@ LA. Lakers	L	95-102		6-21	17-35	Los Angeles	Okur - 20	Bryant - 40	18,480
53	2/23/05	DALLAS	L	83-101	11-15		17-36	Salt Lake City	Bell - 16	Nowitzki - 29	18,521
54	2/25/05	BOSTON	L	102-109	11-16		17-37	Salt Lake City	Kirinlenko - 29	A. Walker - 24	19,911
55	2/27/05	@ Houston	W	99-92		7-21	18-37	Houston	Harping - 28	McGrady - 23	18,182
56	2/28/05	LA. CLIPPERS	W	87-86	12-16		19-37	Salt Lake City	McLeod - 18	Simmons - 17	18,565
57	3/2/05	ATLANTA	W	96-74	13-16		20-37	Salt Lake City	Okur - 19	Childress - 21	17,766
58	3/4/05	@ New Orleans	L	85-92		7-22	20-38	New Orleans	Kirinlenko - 21	Brown/Smith - 14	14,681
59	3/6/05	@ San Antonio	L	94-101		7-23	20-39	San Antonio	McLeod - 18	Ginobili - 31	18,797
60	3/8/05	INDIANA	L	83-89	13-17		20-40	Salt Lake City	Harping - 18	S. Jackson - 30	18,452
61	3/11/05	MEMPHIS	L	82-94	13-18		20-41	Salt Lake City	Kirinlenko - 25	M. Miller - 24	18,468
62	3/13/05	@ Detroit	L	62-64		7-24	20-42	Auburn Hills, MI	Kirinlenko - 27	Hamilton - 15	22,076
63	3/15/05	@ Cleveland	L	73-92		7-25	20-43	Cleveland	Kirinlenko - 14	L. James - 36	19,794
64	3/16/05	@ Indiana	L	84-103		7-26	20-44	Indianapolis	Okur - 16	S. Jackson - 28	14,754
65	3/18/05	@ New Jersey	L	80-94		7-27	20-45	East Rutherford, NJ	Kirinlenko - 15	V. Carter - 23	15,509
66	3/19/05	@ Washington	L	95-96		7-28	20-46	Washington, DC	Kirinlenko - 28	Arenas - 22	20,173
67	3/22/05	LA. LAKERS	W	115-107	14-18		21-46	Salt Lake City	Okur - 27	Bryant - 43	18,746
68	3/24/05	WASHINGTON	L	84-85	14-19		21-47	Salt Lake City	Harping - 18	Arenas - 29	17,936
69	3/26/05	MILWAUKEE	W	94-89	15-19		22-47	Salt Lake City	Bell - 23	Williams - 19	18,677
70	3/28/05	HOUSTON	L	85-99	15-20		22-48	Salt Lake City	Okur - 25	McGrady - 44	17,136
71	3/30/05	DENVER	L	98-109	15-21		22-49	Salt Lake City	Okur - 23	A. Miller - 24	17,444
72	4/1/05	GOLDEN STATE	L	91-108	15-22		22-50	Salt Lake City	Grinick - 17	Fisher - 19	18,544
73	4/5/05	PORTLAND	W	90-79	16-22		23-50	Salt Lake City	Harping - 17	three players - 13	17,443
74	4/6/05	@ Minnesota	L	86-111		7-29	23-51	Minneapolis	Harping/Grinick - 14	Szczerbiak - 20	15,022
75	4/8/05	@ New Orleans	W	98-87		8-29	24-51	New Orleans	Harping - 28	J.R. Smith - 18	13,860
76	4/9/05	@ Dallas	L	81-88		8-30	24-52	Dallas	Humphries - 15	Nowitzki - 24	20,387
77	4/12/05	@ LA. Clippers	L	85-94		8-31	24-53	Los Angeles	Harping - 18	Brand - 25	18,697
78	4/13/05	SAN ANTONIO	W	93-91	17-22		25-53	Salt Lake City	Okur - 25	Ginobili - 21	17,014
79	4/15/05	MINNESOTA	L	84-100	17-23		25-54	Salt Lake City	McLeod - 20	Gamett - 22	18,817
80	4/17/05	@ Portland	L	82-100		8-32	25-55	Portland	Okur/Snyder - 15	Patterson - 23	18,842
81	4/18/05	SACRAMENTO	W	92-82	18-23		26-55	Salt Lake City	Harping - 24	Bibby - 26	18,603
82	4/20/05	@ Golden State	L	89-106		8-33	26-56	Oakland	Harping - 22	B. Davis - 23	16,804

* Denotes number of overtime periods

BOLD indicates home sellout

HISTORY

2005-06 UTAH JAZZ

RECORD: 41-41 (.500), 2nd in Northwest Division

HEAD COACH: Jerry Sloan

HONORS:

- Andrei Kirilenko, All-Defensive First Team
- Deron Williams, All-Rookie First Team

PLAYOFFS:

Did not qualify

DRAFT ADDITIONS:

- **1ST ROUND**
Deron Williams (G), Illinois
- **2ND ROUND**
C.J. Miles (G), Skyline H.S. (TX)
- **2ND ROUND**
Robert Whaley (C), Walsh (OH)
- **3RD PICK**
- **34TH PICK**
- **51ST PICK**



2005-06 NOTES:

- On draft day, the Jazz trades up from sixth to third and selects guard Deron Williams with their highest selection since 1982.
- Greg Ostertag returns to the Jazz as part of a 5-team, 13-player trade on 8/2/05 in which the Jazz gives up Curtis Borchardt, Kirk Snyder and the rights to Raul Lopez.
- Andrei Kirilenko becomes fourth player in NBA history to average 15+ points, 8+ rebounds, 4+ assists and 3+ blocks in a season.
- Carlos Boozer misses the first 49 games with a strained left hamstring before returning for the final 33 of the season.
- Mehmet Okur leads the team in points and rebounds and is the only Jazz player to appear in all 82 games.
- The Jazz retires Malone's #32 and dedicates his statue outside the arena on 3/23/06.
- Ostertag announces his retirement following the season.
- Utah improves its win total by 15 games, finishing at .500 or better for the 22nd time in the last 23 seasons.

2005-06 UTAH JAZZ FINAL STATISTICS

PLAYER	G	MIN	FIELD GOALS			3-PT. FGS.			FREE THROWS			REBOUNDS			AST	PF	DQ	STL	TO	BLK	PTS	AVERAGES		
			FGM	FGA	PCT	3FGM	3FGA	3PCT	FTM	FTA	PCT	OFF	DEF	TOT								PPG	RPG	APG
Okur, Mehmet	82	2945	519	1128	.460	80	234	.342	354	454	.780	211	535	746	194	285	4	40	163	73	1472	18.0	9.1	2.4
Boozer, Carlos	33	1025	219	399	.549	0	0	---	99	137	.723	73	212	285	88	105	2	30	69	8	537	16.3	8.6	2.7
Kirilenko, Andrei	69	2604	336	730	.460	36	117	.308	346	495	.699	161	391	552	299	162	0	102	203	220	1054	15.3	8.0	4.3
Harping, Matt	71	1944	322	678	.475	14	39	.359	227	313	.725	158	210	368	98	202	2	59	109	14	885	12.5	5.2	1.4
Williams, Deron	80	2307	339	805	.421	91	219	.416	95	135	.704	35	159	194	359	233	3	60	145	17	864	10.8	2.4	4.5
Grincek, Gordon	37	956	166	383	.433	18	59	.305	43	57	.754	15	55	70	63	87	0	16	63	4	393	10.6	1.9	1.7
Brown, Devin	81	1711	207	527	.393	39	118	.331	158	212	.745	73	134	207	104	153	0	44	99	14	611	7.5	2.6	1.3
Palacio, Milt	71	1376	171	403	.424	1	16	.063	98	150	.653	17	117	134	190	125	1	47	110	14	441	6.2	1.9	2.7
McLeod, Keith	66	1232	120	340	.353	24	82	.293	106	133	.797	11	67	78	151	131	2	42	76	9	370	5.6	1.2	2.3
Collins, Jarron	79	1730	129	280	.461	0	0	---	157	219	.717	134	199	333	97	252	7	36	61	27	415	5.3	4.2	1.2
Miles, C.J.	23	203	28	76	.368	5	20	.250	18	24	.750	18	20	38	16	20	0	7	9	2	79	3.4	1.7	0.7
Humphries, Kris	62	619	77	203	.379	0	5	.000	34	65	.523	56	101	157	30	82	0	23	31	16	188	3.0	2.5	0.5
Owens, Andre	23	210	27	74	.365	3	16	.188	12	18	.667	11	10	21	8	25	0	5	13	0	69	3.0	0.9	0.3
Ostertag, Greg	60	807	61	124	.492	0	0	---	24	48	.500	82	143	225	58	129	2	6	46	66	146	2.4	3.8	1.0
Whaley, Robert	23	212	23	57	.404	0	0	---	3	6	.500	16	27	43	17	41	1	7	14	8	49	2.1	1.9	0.7
UTAH JAZZ	82	19880	2744	6207	.442	311	925	.336	1774	2466	.719	1071	2380	3451	1772	2032	24	524	1290	492	7573	92.4		
OPPONENTS	82	19880	2730	6077	.449	490	1297	.378	1839	2466	.746	871	2237	3108	1511	2104	22	663	1166	463	7789	95.0		

2005-06 GAME-BY-GAME BREAKDOWN

	W	L	VS. ATLANTIC	W	L	VS. CENTRAL	W	L	VS. SOUTHEAST	W	L	VS. NORTHWEST	W	L	VS. PACIFIC	W	L	VS. SOUTHWEST	W	L
RECORD	41	41	Boston	0	2	Chicago	1	1	Atlanta	2	0	Denver	3	1	Golden State	3	1	Dallas	1	3
Home	22	19	New Jersey	1	1	Cleveland	0	2	Charlotte	1	1	Minnesota	3	1	L.A. Clippers	1	2	Houston	2	1
Road	19	22	New York	0	2	Detroit	0	2	Miami	0	2	Portland	4	0	L.A. Lakers	2	2	Memphis	1	3
November	6	9	Philadelphia	2	0	Indiana	0	2	Orlando	1	1	Seattle	1	3	Phoenix	1	2	NO/Okla. City	3	1
December	8	7	Toronto	2	0	Milwaukee	2	0	Washington	1	1				Sacramento	1	3	San Antonio	0	3
January	7	8																		
February	6	5																		
March	7	9																		
April	7	3																		
			VS. ATLANTIC	5	5	VS. CENTRAL	5	5	VS. SOUTHEAST	5	5	VS. NORTHWEST	11	5	VS. PACIFIC	8	10	VS. SOUTHWEST	7	11
									VS. EAST	15	15							VS. WEST	26	26

2005-06 UTAH JAZZ

2005-06 UTAH JAZZ (41-41, .500) 2ND IN NORTHWEST DIVISION

GM	DATE	OPPONENT	W/L	SCORE	HOME	ROAD	TOTAL	SITE	UTA HIGH SCORER	OPP. HIGH SCORER	ATTEND.
1	11/2/05	DALLAS	W	93-82	1-0		1-0	Salt Lake City	Okur - 27	Terry - 21	18,249
2	11/4/05	@ Golden State	W	91-85		1-0	2-0	Oakland	Okur - 23	Fisher/Richardson - 18	18,416
3	11/5/05	PHOENIX	L	88-97	1-1		2-1	Salt Lake City	Gricek - 17	Marion - 20	18,608
4	11/7/05	@ Charlotte	W*	95-91		2-0	3-1	Charlotte	Okur - 31	Brezek/May - 13	14,872
5	11/9/05	@ New Jersey	L	83-91		2-1	3-2	East Rutherford, NJ	Kienlenko - 18	V. Carter - 21	14,449
6	11/11/05	@ Toronto	W	99-84		3-1	4-2	Toronto	Okur - 29	Bosh - 19	15,617
7	11/12/05	@ Chicago	L	98-103		3-2	4-3	Chicago	Okur - 33	Deng - 21	22,272
8	11/14/05	NEW YORK	L	62-73	1-2		4-4	Salt Lake City	Williams - 18	J. Crawford - 20	16,166
9	11/15/05	@ Sacramento	L	83-119		3-3	4-5	Palacio - 19	Bibby - 25		17,317
10	11/18/05	@ Phoenix	L	94-102		3-4	4-6	Phoenix	Okur - 29	House - 31	16,332
11	11/19/05	MEMPHIS	L	72-80	1-3		4-7	Salt Lake City	Williams - 21	M. Miller - 18	16,356
12	11/21/05	MILWAUKEE	W	100-80	2-3		5-7	Salt Lake City	Gricek - 18	Redd - 25	16,176
13	11/22/05	@ Seattle	W	93-87		4-4	6-7	Seattle	Okur - 24	R. Lewis - 26	14,834
14	11/25/05	GOLDEN STATE	L	90-94	2-4		6-8	Salt Lake City	Williams - 24	J. Richardson - 29	18,000
15	11/25/05	INDIANA	L	60-84	2-5		6-9	Salt Lake City	Williams - 14	J. O'Neal - 21	17,021
16	12/1/05	L.A. LAKERS	L*	101-105	2-6		6-10	Salt Lake City	Williams - 20	Byrant - 30	18,008
17	12/4/05	@ Portland	W	98-93		5-4	7-10	Portland	Okur - 28	Patterson/Telfair - 19	13,254
18	12/5/05	MINNESOTA	L	77-91	3-7		7-11	Salt Lake City	Okur - 14	Szczerbinski - 26	18,218
19	12/7/05	ATLANTA	W	95-83	3-7		8-11	Salt Lake City	Harpring - 30	J. Johnson - 19	16,463
20	12/9/05	SEATTLE	L	90-106	3-8		8-12	Salt Lake City	Kienlenko - 17	R. Lewis - 26	18,152
21	12/12/05	DETROIT	W	92-78	4-8		9-12	Salt Lake City	Okur - 24	Hamilton/Wallace - 26	18,275
22	12/14/05	PORTLAND	W	82-77	5-8		10-12	Salt Lake City	Kienlenko/Okur - 21	Randolph - 18	19,023
23	12/16/05	@ Indiana	L	83-93		5-5	10-13	Indianapolis	Okur - 19	J. O'Neal - 27	14,970
24	12/17/05	@ Milwaukee	W	88-80		6-5	11-13	Milwaukee	three players - 14	Redd - 19	16,827
25	12/20/05	@ Cleveland	L	85-110		6-6	11-14	Cleveland	Gricek - 16	L. James - 25	19,543
26	12/21/05	@ Boston	L	89-101		6-7	11-15	Boston	Okur - 23	P. Pierce - 30	15,240
27	12/23/05	@ New York	L	90-98		6-8	11-16	New York City	Gricek - 19	J. Crawford - 28	17,549
28	12/26/05	MEMPHIS	W*	105-102	6-8		12-16	Salt Lake City	Kienlenko - 24	Gasol - 32	18,545
29	12/27/05	@ Houston	W	82-74		7-8	13-16	Houston	Okur - 20	McGrady - 31	18,088
30	12/31/05	PHILADELPHIA	W	108-102	7-8		14-16	Salt Lake City	Gricek - 23	Iverson - 37	19,911
31	1/1/06	@ L.A. Lakers	W	98-94		8-8	15-16	Los Angeles	Kienlenko - 23	B. Cook - 19	18,310
32	1/3/06	L.A. LAKERS	W	90-80	8-8		16-16	Salt Lake City	Okur - 20	Odum - 25	19,013
33	1/6/06	@ Memphis	L	65-87		8-9	16-17	Memphis	Kienlenko - 20	Gasol - 27	17,019
34	1/7/06	@ Detroit	W*	94-90		9-9	17-17	Auburn Hills, MI	Kienlenko - 24	Billups - 20	22,076
35	1/9/06	@ Washington	W	97-89		10-9	18-17	Washington, DC	Okur - 19	Jamison - 30	12,797
36	1/11/06	@ Philadelphia	W	110-102		11-9	19-17	Philadelphia	Okur - 25	Iverson - 46	12,938
37	1/14/06	MIAMI	L	94-100	8-9		19-18	Salt Lake City	Kienlenko - 20	D. Wade - 31	19,911
38	1/16/06	@ L.A. Clippers	L*	93-102		11-10	19-19	Los Angeles	Okur - 19	Brand - 35	15,211
39	1/17/06	TORONTO	W	111-98	9-9		20-19	Salt Lake City	Okur - 29	Bosh - 27	17,831
40	1/20/06	@ Denver	L	83-113		11-11	20-20	Denver	Brown - 23	Anthony - 31	18,183
41	1/21/06	CLEVELAND	L	90-108		9-10	20-21	Salt Lake City	Okur - 20	L. James - 51	19,340
42	1/23/06	NEW JERSEY	W	89-78	10-10		21-21	Salt Lake City	Kienlenko - 21	R. Jefferson - 32	17,926
43	1/25/06	SEATTLE	L	94-113	10-11		21-22	Salt Lake City	Kienlenko - 24	R. Allen - 22	19,382
44	1/28/06	@ Dallas	L	89-103		11-12	21-23	Dallas	Brown - 18	Jo. Howard - 24	20,394
45	1/30/06	SAN ANTONIO	L	70-79	10-12		21-24	Salt Lake City	Collins - 15	Duncan - 19	19,384
46	2/1/06	DENVER	W	103-90	11-12		22-24	Salt Lake City	Okur - 28	Anthony - 20	17,571
47	2/3/06	SACRAMENTO	W	89-79	12-12		23-24	Salt Lake City	Kienlenko - 24	Artest - 20	19,113
48	2/5/06	@ Sacramento	L	78-96		11-13	23-25	Sacramento	Okur - 25	Bibby - 23	17,317
49	2/6/06	CHICAGO	W*	109-107	13-12		24-25	Salt Lake City	Harpring - 28	Gordon - 35	18,569
50	2/10/06	@ Minnesota	W	94-80		12-13	25-25	Minneapolis	Harpring - 25	Hassell - 19	17,622
51	2/11/06	@ Houston	L	88-102		12-14	25-26	Palacio - 20	Yao - 27		15,629
52	2/13/06	@ L.A. Lakers	L	88-94		12-15	25-27	Los Angeles	Brown - 25	P. Pierce - 23	18,629
53	2/21/06	BOSTON	L	83-103	13-13		25-28	Salt Lake City	Kienlenko - 17	B. Grant - 30	18,750
54	2/22/06	@ N.O./OKLA. CITY	W	82-76		13-15	26-28	Oklahoma City	Williams - 17	Paul - 18	18,368
55	2/25/06	N.O./OKLA. CITY	L	95-100	13-14		26-29	Salt Lake City	Okur - 26	Paul - 23	18,471
56	2/27/06	@ Golden State	W*	117-108		14-15	27-29	Oakland	Harpring - 28	J. Richardson - 35	16,353
57	3/1/06	CHARLOTTE	L	89-104	13-15		27-30	Salt Lake City	Harpring - 22	Knight/Wallace - 19	18,177
58	3/3/06	L.A. CLIPPERS	W	105-103	14-15		28-30	Salt Lake City	Okur - 29	Brand - 31	19,911
59	3/5/06	@ Seattle	L	81-113		14-16	28-31	Seattle	Boozier - 14	R. Lewis - 22	15,493
60	3/6/06	ORLANDO	W	90-85	15-15		29-31	Salt Lake City	Okur - 22	D. Howard - 18	17,272
61	3/8/06	MINNESOTA	W	96-93	16-15		30-31	Salt Lake City	Williams - 24	Garnett - 26	17,490
62	3/11/06	DALLAS	L	87-90	16-16		30-32	Salt Lake City	Okur - 32	Nowitzki - 34	19,790
63	3/14/06	@ Miami	L	83-121		14-17	30-33	Miami	Harpring - 20	D. Wade - 25	19,600
64	3/15/06	@ Orlando	L*	108-114		14-18	30-34	Orlando	Boozier/Okur - 30	J. Nelson - 25	15,693
65	3/17/06	@ Atlanta	W	111-101		15-18	31-34	Atlanta	Williams - 28	J. Johnson - 25	17,442
66	3/19/06	@ Memphis	L	84-90		15-19	31-35	Memphis	Boozier - 19	Atkins - 20	14,116
67	3/21/06	PHOENIX	W	107-99	17-16		32-35	Salt Lake City	Okur - 24	Nash - 20	18,948
68	3/23/06	WASHINGTON	L	97-109	17-17		32-36	Salt Lake City	Boozier - 30	Arenas - 31	19,911
69	3/25/06	SACRAMENTO	L	89-91	17-18		32-37	Salt Lake City	Boozier - 19	Bibby - 24	17,867
70	3/27/06	N.O./OKLA. CITY	W	104-80	18-18		33-37	Salt Lake City	Boozier - 21	R. Butler - 15	17,437
71	3/29/06	@ Denver	W	115-104		16-19	34-37	Denver	Okur - 24	Anthony - 31	16,476
72	3/31/06	@ L.A. Clippers	L	91-106		16-20	34-38	Los Angeles	Okur - 18	Brand/Cassell - 22	17,322
73	4/1/06	@ Portland	W	102-89		17-20	35-38	Portland	Kienlenko - 23	Randolph - 24	17,857
74	4/4/06	SAN ANTONIO	L	86-95	18-19		35-39	Salt Lake City	Boozier - 27	Ginobili - 26	18,064
75	4/7/06	@ Minnesota	W	103-95		18-20	36-39	Minneapolis	Boozier - 30	J. Reed - 18	16,622
76	4/8/06	PORTLAND	W	110-93	19-19		37-39	Salt Lake City	Harpring - 29	Randolph - 28	19,911
77	4/10/06	HOUSTON	W	85-83	20-19		38-39	Salt Lake City	Boozier - 25	Jo. Howard - 25	18,024
78	4/12/06	DENVER	W	104-83	21-19		39-39	Salt Lake City	Boozier - 25	Anthony - 18	17,817
79	4/14/06	@ N.O./OKLA. CITY	W	105-104		19-20	40-39	Oklahoma City	Kienlenko - 25	D. West - 31	19,163
80	4/16/06	@ Dallas	L	95-111		19-21	40-40	Dallas	Boozier - 21	Nowitzki - 22	19,961
81	4/17/06	@ San Antonio	L	82-115		19-22	40-41	San Antonio	Williams - 18	Ginobili - 18	18,797
82	4/19/06	GOLDEN STATE	W	105-102	22-19		41-41	Salt Lake City	Boozier - 26	M. Ellis - 27	18,570

* Denotes number of overtime periods

BOLD indicates home sellout

HISTORY

2006-07 UTAH JAZZ

RECORD: 51-31 (.622), Northwest Division Champions

HEAD COACH: Jerry Sloan

HONORS:

- Paul Millsap, All-Rookie Second Team
- Carlos Boozer, NBA All-Star
- Mehmet Okur, NBA All-Star
- Jerry Sloan, Coach of the Month (November)
- Carlos Boozer, Player of the Week (11/6, 12/18)
- Mehmet Okur, Player of the Week (2/5)

PLAYOFFS:

- Defeated Houston (4-3) in First Round
- Defeated Golden State (4-1) in Conference Semifinals
- Lost to San Antonio (1-4) in Western Conference Finals



DRAFT ADDITIONS:

- **1ST ROUND** 14TH PICK
Ronnie Brewer (G), Arkansas
- **2ND ROUND** 46TH PICK
Dee Brown (G), Illinois
- **2ND ROUND** 47TH PICK
Paul Millsap (F), Louisiana Tech

2006-07 NOTES:

- The Jazz acquires Derek Fisher from Golden State for Devin Brown, Keith McLeod and Andre Owens on 7/12/06.
- Utah starts the season 12-1, the best start in franchise history.
- On 11/20/06, the Delta Center is renamed EnergySolutions Arena.
- Jerry Sloan earns 1,000th career win on 12/11/06 and also passes Larry Brown for fourth on all-time coaching wins list.
- Utah retires Adrian Dantley's #4 jersey on 4/11/07.
- Carlos Boozer leads team in scoring and rebounding and posts 53 double-doubles, one of five players in the league to average 20+ points and 10+ rebounds.
- Mehmet Okur breaks the franchise records for three-pointers made and attempted (besting Bryon Russell's marks).
- Deron Williams finishes second in the NBA in assists (9.3).
- Utah wins the Northwest Division title, the seventh division title in franchise history and first since 1999-2000.
- The Jazz wins 50+ games for the first time since 2000-01, finishing at .500 or better for the 23rd time in the last 24 seasons.
- The Jazz qualifies for the playoffs for the first time since 2002-03 and reach the Western Conference Finals for the first time since 1998.

2006-07 UTAH JAZZ FINAL STATISTICS

PLAYER	FIELD GOALS					3-PT. FGS.			FREE THROWS			REBOUNDS				AVERAGES									
	G	MIN	FGM	FGA	PCT	3FGM	3FGA	3PCT	FTM	FTA	PCT	OFF	DEF	TOT	AST	PF	DO	STL	TO	BLK	PTS	PPG	RPG	APG	
Boozer, Carlos	74	2557	647	1154	.561	0	0	---	255	372	.685	235	632	867	221	217	1	70	194	21	1549	20.9	11.7	3.0	
Okur, Mehmet	80	2664	490	1061	.462	129	336	.384	296	387	.765	160	419	579	156	257	1	36	125	38	1405	17.6	7.2	2.0	
Williams, Deron	80	2950	494	1083	.456	82	255	.322	227	296	.767	41	226	267	745	254	2	78	246	13	1297	16.2	3.3	9.3	
Harping, Matt	77	1965	322	656	.491	13	39	.333	237	309	.767	117	236	353	99	232	2	52	118	11	894	11.6	4.6	1.3	
Fisher, Derek	82	2287	258	675	.382	48	156	.308	262	307	.853	30	119	149	274	234	4	83	120	6	826	10.1	1.8	3.3	
Kirilenko, Andrei	70	2049	197	418	.471	16	75	.213	174	239	.728	88	241	329	202	172	2	74	135	144	584	8.3	4.7	2.9	
Ginrick, Gordon	61	1188	176	381	.462	52	122	.426	71	87	.816	24	105	129	63	122	1	28	64	5	475	7.8	2.1	1.0	
Millsap, Paul	82	1472	209	398	.525	1	3	.333	140	208	.673	183	240	423	62	236	3	67	94	74	559	6.8	5.2	0.8	
Brewer, Ronnie	56	675	102	193	.528	0	9	.000	56	83	.675	37	38	75	24	44	0	37	24	6	260	4.6	1.3	0.4	
Miles, C.J.	37	373	40	116	.345	7	32	.219	14	23	.609	11	24	35	25	60	0	11	28	4	101	2.7	0.9	0.7	
Araujo, Rafael	28	248	27	65	.415	0	0	---	18	29	.621	22	44	66	10	39	0	6	17	2	72	2.6	2.4	0.4	
Collins, Jaron	82	913	75	170	.441	0	0	---	54	83	.651	71	100	171	60	147	0	13	37	8	204	2.5	2.1	0.7	
Brown, Dee	49	450	32	98	.327	6	28	.214	24	37	.649	8	32	40	83	51	0	22	31	7	94	1.9	0.8	1.7	
Powell Jr., Roger	3	13	0	3	.000	0	1	.000	2	2	1.000	3	0	3	0	2	0	0	3	0	2	0.7	1.0	0.0	
Amundson, Louis	1	2	0	0	---	0	0	---	0	0	---	0	0	0	0	0	0	0	0	0	0.0	0.0	0.0		
UTAH JAZZ	82	19805	3069	6471	.474	354	1056	.335	1830	2462	.743	1030	2456	3486	2024	2067	16	577	1277	339	8322	101.5			
OPPONENTS	82	19805	2819	6191	.455	506	1424	.355	1943	2534	.767	813	2223	3036	1552	2010	29	623	1230	438	8087	98.6			

2006-07 GAME-BY-GAME BREAKDOWN

	W	L	VS. ATLANTIC	W	L	VS. CENTRAL	W	L	VS. SOUTHEAST	W	L	VS. NORTHWEST	W	L	VS. PACIFIC	W	L	VS. SOUTHWEST	W	L
RECORD	51	31	Boston	2	0	Chicago	2	0	Atlanta	2	0	Denver	3	1	Golden State	2	2	Dallas	2	1
Home	31	10	New Jersey	0	2	Cleveland	1	1	Charlotte	1	1	Minnesota	3	1	L.A. Clippers	3	1	Houston	3	1
Road	20	21	New York	1	1	Detroit	2	0	Miami	0	2	Portland	2	2	L.A. Lakers	1	2	Memphis	3	1
November	13	4	Philadelphia	1	1	Indiana	2	0	Orlando	0	2	Seattle	2	2	Phoenix	3	1	NO/Okla. City	2	1
December	9	5	Toronto	2	0	Milwaukee	2	0	Washington	1	1				Sacramento	1	2	San Antonio	2	2
January	8	8																		
February	8	2																		
March	9	6																		
April	4	6																		

VS. ATLANTIC 6 4 VS. CENTRAL 9 1 VS. SOUTHEAST 4 6 VS. NORTHWEST 10 6 VS. PACIFIC 10 8 VS. SOUTHWEST 12 6
VS. EAST 19 11 VS. WEST 32 20

2006-07 UTAH JAZZ

2006-07 UTAH JAZZ (51-31, .622) NORTHWEST DIVISION CHAMPIONS

GM	DATE	OPPONENT	W/L	SCORE	HOME	ROAD	TOTAL	SITE	UTA HIGH SCORER	OPP. HIGH SCORER	ATTEND.
1	11/1/06	HOUSTON	W	107-97	1-0		1-0	Salt Lake City	Boozler - 24	McGrady - 25	18,133
2	11/3/06	@ Phoenix	W	108-104		1-0	2-0	Phoenix	Boozler - 21	Barbosa - 22	18,422
3	11/4/06	GOLDEN STATE	W	106-82	2-0		3-0	Salt Lake City	Okur - 21	three players - 12	18,641
4	11/6/06	DETROIT	W	103-101	3-0		4-0	Salt Lake City	Okur - 23	R. Wallace - 25	18,600
5	11/8/06	@ New Jersey	L	89-96		1-1	4-1	East Rutherford, NJ	Boozler/Fisher - 15	V. Carter - 30	15,901
6	11/10/06	@ Boston	W	107-100		2-1	5-1	Boston	Williams - 26	P. Pierce - 30	18,624
7	11/11/06	@ Milwaukee	W	113-111		3-1	6-1	Milwaukee	Boozler - 32	Redd - 57	16,019
8	11/14/06	LA CLIPPERS	W	112-90	4-0		7-1	Salt Lake City	Okur - 27	Mobley - 18	16,852
9	11/17/06	@ Seattle	W	118-109	5-0	4-1	8-1	Seattle	Williams - 27	R. Allen - 32	15,513
10	11/18/06	PHOENIX	W*	120-117			9-1	Salt Lake City	Williams - 25	Marion - 35	19,911
11	11/20/06	TORONTO	W	101-96	6-0		10-1	Salt Lake City	Boozler - 35	Bosh - 17	18,881
12	11/22/06	@ Sacramento	W	110-101		5-1	11-1	Sacramento	Boozler - 32	K. Martin - 24	17,317
13	11/24/06	LA LAKERS	W	114-108	7-0		12-1	Salt Lake City	Boozler - 31	Byrant - 27	19,911
14	11/25/06	@ Golden State	L	78-91		5-2	12-2	Oakland	Harping - 15	Barnes - 24	17,711
15	11/27/06	ORLANDO	L	75-88	7-1		12-3	Salt Lake City	Boozler - 21	D. Howard - 21	16,889
16	11/29/06	SAN ANTONIO	W	83-75	8-1		13-3	Salt Lake City	Boozler - 23	Duncan - 21	19,089
17	11/30/06	@ LA Lakers	L	102-132		5-3	13-4	Los Angeles	Boozler - 26	Byrant - 52	18,997
18	12/2/06	SEATTLE	W	109-107	9-1		14-4	Salt Lake City	Boozler - 24	R. Allen - 33	19,790
19	12/4/06	MILWAUKEE	W	101-88	10-1		15-4	Salt Lake City	Boozler - 30	C. Bell - 23	18,536
20	12/8/06	@ Minnesota	L	103-110		5-4	15-5	Minneapolis	Williams - 21	Garnett - 31	14,227
21	12/11/06	DALLAS	W	101-79	11-1		16-5	Salt Lake City	Boozler - 31	Nowitzki - 26	19,911
22	12/13/06	@ LA Clippers	W	105-86		6-4	17-5	Los Angeles	Boozler/Williams - 28	Brand - 20	18,220
23	12/15/06	SACRAMENTO	L	97-98	11-2		17-6	Salt Lake City	Okur - 17	Abdur-Rahim - 21	19,911
24	12/17/06	@ Indiana	W	104-94		7-4	18-6	Indianapolis	Boozler - 18	J. O'Neal - 31	15,329
25	12/18/06	@ New York	L*	96-97		7-5	18-7	New York City	Boozler/Williams - 23	Marbury - 29	17,941
26	12/20/06	@ Atlanta	W	112-106		8-5	19-7	Atlanta	Okur - 30	J. Johnson - 27	14,823
27	12/22/06	@ Charlotte	L	89-101		8-6	19-8	Charlotte	Boozler - 22	Okafor - 21	14,310
28	12/23/06	@ Memphis	W	100-97		9-6	20-8	Memphis	Boozler - 24	M. Miller - 28	14,793
29	12/26/06	LA CLIPPERS	W	102-92	12-2		21-8	Salt Lake City	Boozler - 26	Brand - 21	19,911
30	12/28/06	@ San Antonio	L	83-106		9-7	21-9	San Antonio	Grincek/Williams - 11	T. Parker - 22	18,797
31	12/30/06	PORTLAND	W	96-86	13-2		22-9	Salt Lake City	Okur - 20	Randolph - 34	19,911
32	1/3/07	PHILADELPHIA	W	98-87	14-2		23-9	Salt Lake City	Boozler - 27	A. Miller - 17	19,911
33	1/5/07	@ Houston	L	86-100		9-8	23-10	Houston	Williams - 19	McGrady - 44	18,059
34	1/6/07	@ Denver	W	96-84		10-8	24-10	Denver	Williams - 28	Bojkins/Iverson - 22	18,341
35	1/9/07	DALLAS	W	105-108	14-3		24-11	Salt Lake City	Boozler - 29	Nowitzki - 38	19,911
36	1/12/07	@ Seattle	L*	114-122		10-9	24-12	Seattle	Boozler - 32	R. Allen - 54	15,391
37	1/13/07	MIAMI	L	110-119	14-4		24-13	Salt Lake City	Boozler - 29	D. Wade - 32	19,911
38	1/15/07	@ Washington	L	111-114		10-10	24-14	Washington, DC	Okur - 38	Arenas - 51	15,524
39	1/17/07	@ Detroit	W	100-99		11-10	25-14	Auburn Hills, MI	Williams - 31	Billups - 26	22,076
40	1/19/07	@ Toronto	W	102-94		12-10	26-14	Toronto	Okur - 27	Bosh - 29	17,384
41	1/20/07	@ Chicago	W	95-85		13-10	27-14	Chicago	Okur - 21	Gordon - 23	22,351
42	1/22/07	MINNESOTA	W	106-91	15-4		28-14	Salt Lake City	Okur - 28	R. Davis - 32	19,911
43	1/24/07	MEMPHIS	L*	130-132	15-5		28-15	Salt Lake City	Boozler - 39	Atkins - 29	19,714
44	1/26/07	DENVER	W	116-111	16-5		29-15	Salt Lake City	Boozler - 25	Anthony - 37	19,911
45	1/27/07	@ N.O./OKLA. CITY	L	83-94		13-11	29-16	Oklahoma City	Williams - 27	B. Jackson - 21	18,774
46	1/29/07	NEW JERSEY	L	115-116	16-6		29-17	Salt Lake City	Williams - 25	V. Carter - 33	19,911
47	1/31/07	SAN ANTONIO	W	97-93	17-6		30-17	Salt Lake City	Okur - 31	T. Parker - 27	19,911
48	2/3/07	@ Phoenix	W	108-105		14-11	31-17	Phoenix	Okur - 29	Stoudemire - 28	18,422
49	2/5/07	CHICAGO	W	100-95	18-6		32-17	Salt Lake City	Okur - 20	Hinrich - 26	19,911
50	2/10/07	NEW YORK	W*	104-102	19-6		33-17	Salt Lake City	Okur - 29	J. Crawford - 29	19,911
51	2/12/07	ATLANTA	W	102-76	20-6		34-17	Salt Lake City	Okur - 19	M. Williams - 15	19,911
52	2/14/07	CLEVELAND	W	99-98	21-6		35-17	Salt Lake City	Williams - 33	L. Hughes - 33	19,911
53	2/20/07	@ Portland	L	100-103		14-12	35-18	Portland	Okur - 25	Roy - 27	14,852
54	2/23/07	@ Denver	W	114-104		15-12	36-18	Denver	Williams - 26	Anthony - 36	19,565
55	2/24/07	BOSTON	W	105-87	22-6		37-18	Salt Lake City	Fisher - 21	P. Pierce - 19	19,911
56	2/26/07	LA LAKERS	L	94-102	22-7		37-19	Salt Lake City	Fisher - 23	Byrant - 35	15,111
57	2/28/07	@ Memphis	W	104-88		16-12	38-19	Memphis	Harping - 25	Gaso - 28	15,177
58	3/2/07	@ Minnesota	W	109-83		17-12	39-19	Minneapolis	Williams - 21	Garnett - 22	14,759
59	3/4/07	@ N.O./OKLA. CITY	W	108-94		18-12	40-19	Oklahoma City	Okur - 28	Chandler - 20	17,304
60	3/5/07	CHARLOTTE	W	120-95	23-7		41-19	Salt Lake City	Okur - 32	G. Wallace - 33	19,911
61	3/7/07	INDIANA	W	94-72	24-7		42-19	Salt Lake City	Williams - 17	Murphy - 15	19,911
62	3/10/07	N.O./OKLA. CITY	W	96-86	25-7		43-19	Salt Lake City	Okur - 29	Pargo - 15	19,911
63	3/13/07	@ Miami	L	86-88		18-13	43-20	Miami	Boozler - 20	J. Williams - 15	19,600
64	3/14/07	@ Orlando	L	90-101		18-14	43-21	Orlando	Boozler - 29	D. Howard - 31	17,154
65	3/16/07	Philadelphia	L	88-89		18-15	43-22	Philadelphia	Williams - 18	Iguodala - 23	17,117
66	3/17/07	@ Cleveland	L	73-82		18-16	43-23	Cleveland	Boozler/Okur - 19	L. James - 24	20,562
67	3/20/07	GOLDEN STATE	W	104-100	26-7		44-23	Salt Lake City	Boozler - 25	A. Harrington - 27	19,759
68	3/23/07	@ LA Clippers	L	72-104		18-17	44-24	Los Angeles	Boozler - 13	Brand - 20	19,389
69	3/24/07	MEMPHIS	W	118-108	27-7		45-24	Salt Lake City	Boozler - 28	D. Jones - 26	19,911
70	3/26/07	WASHINGTON	W	103-97	28-7		46-24	Salt Lake City	Boozler - 41	Arenas - 32	19,911
71	3/28/07	MINNESOTA	W	108-102	29-7		47-24	Salt Lake City	Boozler - 25	Garnett - 25	19,911
72	3/30/07	@ San Antonio	L	93-102		18-18	47-25	San Antonio	Williams - 23	Ginobili - 25	18,797
73	4/1/07	@ Houston	W	86-83		19-18	48-25	Houston	Okur - 20	Yao - 35	18,280
74	4/4/07	@ Portland	L	89-94		19-19	48-26	Portland	Boozler - 21	Roy - 29	16,615
75	4/6/07	@ Sacramento	L	103-107		19-20	48-27	Sacramento	Okur - 24	K. Martin - 21	17,317
76	4/7/07	SEATTLE	L	103-106	29-8		48-28	Salt Lake City	Williams - 24	R. Lewis - 35	19,911
77	4/9/07	@ Golden State	L	102-126		19-21	48-29	Oakland	Brewer - 21	S. Jackson - 28	17,453
78	4/11/07	DENVER	L	106-115	29-9		48-30	Salt Lake City	Harping - 31	Anthony - 32	20,411
79	4/13/07	@ Dallas	W	104-89		20-21	49-30	Dallas	Boozler - 32	Nowitzki - 23	19,911
80	4/14/07	PHOENIX	L	98-126	29-10		49-31	Salt Lake City	Okur - 20	Barbosa - 28	19,911
81	4/16/07	PORTLAND	W	130-93	30-10		50-31	Salt Lake City	Boozler - 26	Outlaw - 26	19,911
82	4/18/07	HOUSTON	W	101-91	31-10		51-31	Salt Lake City	Grincek/Millsap - 14	Ju. Howard - 20	19,911

* Denotes number of overtime periods

BOLD indicates home sellout

HISTORY

2007-08 UTAH JAZZ

RECORD: 54-28 (.659), Northwest Division Champions

HEAD COACH: Jerry Sloan

HONORS:

- Deron Williams, All-NBA Second Team
- Carlos Boozer, All-NBA Third Team
- Carlos Boozer, NBA All-Star
- Carlos Boozer, Player of the Month (November)
- Jerry Sloan, Coach of the Month (March)

PLAYOFFS:

- Defeated Houston (4-2) in First Round
- Lost to L.A. Lakers (2-4) in Conference Semifinals

DRAFT ADDITIONS:

- **1ST ROUND** 25TH PICK
Morris Almond (G), Rice



2007-08 NOTES:

- Utah acquires Kyle Korver from Philadelphia in exchange for Gordan Grincek and a first-round pick on 12/29. The Jazz were 16-16 at the time of the trade and finished 38-12 from that point on.
- The Jazz was one of only two teams in the NBA to defeat every team in the league.
- The Jazz wins 10 straight games from 1/18-2/6, the team's longest win streak since 11 straight from 4/1-4/18/99.
- The Jazz tied the franchise record with 19 straight home wins from 12/31/07-3/20/08 (third time in history).
- The Jazz closed the season winning 27 of their final 28 home games and finished 26-1 at home in 2008. The Jazz finish with the best home record in the NBA (37-4).
- Utah had six players complete in events during All-Star Weekend - Boozer (All-Star), Williams (Skills Challenge), Brewer/Millsap (Rookie Game) and Almond/Fesenko (D-League All-Star Game).
- Williams won the Skills Challenge at All-Star Weekend, setting a new record of 25.5 seconds vs. Chris Paul in the finals.
- Williams finished the month of March with 212 assists, the most by any NBA player since John Stockton had 215 in 1997.
- Williams averaged 19.6 ppg and 13.3 apg for in March, second time in Jazz history a player averaged 19+ and 13+ (Stockton in Feb. 1991).
- Carlos Boozer (21.1 ppg) and Deron Williams (18.8) are the first Jazz duo to each average 18+ points since Karl and Jeff Malone (28.0 and 20.2) in 1991-92.
- Boozer is one of only three players in the league to rank in the top 15 in scoring, rebounding and field goal percentage, and one of only four to average 20+ points and 10+ rebounds.
- Williams became only the third player in NBA history (Magic Johnson, Kevin Johnson) to record over 1,500 points, hand out over 800 assists and shoot over .500 from the field in a single season.
- The Jazz ranked in the top five in the league in scoring, field goal percentage, assists and steals.
- Utah wins the Northwest Division title for the second straight year, marking the eighth division title in franchise history.
- The Jazz wins 50+ games for the second straight season and finish at .500 or better for the 24th time in the last 25 seasons.
- Former Jazzman Adrian Dantley was inducted into the Naismith Basketball Hall of Fame.

2007-08 UTAH JAZZ FINAL STATISTICS

PLAYER	FIELD GOALS					3-PT. FGS.			FREE THROWS			REBOUNDS					AVERAGES							
	G	MIN	FGM	FGA	PCT	3FGM	3FGA	3PCT	FTM	FTA	PCT	OFF	DEF	TOT	AST	PF	DO	STL	TO	BLK	PTS	PPG	RPG	APG
Boozer, Carlos	81	2827	709	1297	.547	0	1	.000	290	393	.738	197	647	844	233	293	6	100	210	41	1708	21.1	10.4	2.9
Williams, Deron	82	3059	566	1117	.507	83	210	.395	330	411	.803	34	209	243	862	200	0	90	279	23	1545	18.8	3.0	10.5
Okur, Mehmet	72	2390	374	841	.445	114	294	.388	185	230	.804	132	424	556	145	236	3	55	104	29	1047	14.5	7.7	2.0
Brewer, Ronnie	76	2088	354	634	.558	11	50	.220	195	257	.759	97	121	218	134	110	0	129	69	19	914	12.0	2.9	1.8
Kirilenko, Andrei	72	2217	275	544	.506	44	116	.379	198	257	.770	121	218	339	285	165	0	86	140	109	792	11.0	4.7	4.0
Korver, Kyle	50	1075	165	348	.474	73	188	.388	88	96	.917	9	90	99	68	125	1	22	47	23	491	9.8	2.0	1.4
Harrington, Matt	76	1374	237	474	.500	2	10	.200	146	205	.712	96	144	240	82	162	0	45	95	14	622	8.2	3.2	1.1
Millsap, Paul	82	1702	253	502	.504	0	4	.000	155	229	.677	167	293	460	81	269	4	72	87	73	661	8.1	5.6	1.0
Miles, C.J.	60	689	113	236	.479	30	77	.390	41	52	.788	16	62	78	53	98	1	32	27	8	297	5.0	1.3	0.9
Grincek, Gordan	22	279	41	102	.402	12	34	.353	1	1	1.000	6	25	31	16	24	0	13	21	1	95	4.3	1.4	0.7
Price, Ronnie	61	588	88	204	.431	26	75	.347	26	38	.684	8	38	46	78	83	0	32	30	3	228	3.7	0.8	1.3
Hart, Jason	57	606	58	180	.322	11	31	.355	38	45	.844	5	50	55	86	75	0	30	28	3	165	2.9	1.0	1.5
Collins, Jarron	70	702	36	82	.439	0	1	.000	46	74	.622	40	76	116	37	106	0	10	22	6	118	1.7	1.7	0.5
Fesenko, Kyrlo	9	70	6	16	.375	0	0	---	2	4	.500	14	11	25	2	19	0	0	8	3	14	1.6	2.8	0.2
Almond, Morris	9	39	4	15	.267	1	4	.250	4	6	.667	0	2	2	3	5	0	1	2	0	13	1.4	0.2	0.3
UTAH JAZZ	82	19705	3279	6592	.497	407	1095	.372	1745	2298	.759	942	2410	3352	2165	1970	15	717	1199	355	8710	106.2		
OPPONENTS	82	19705	2896	6286	.461	506	1419	.357	1848	2468	.749	844	2256	3100	1629	1891	15	619	1305	420	8146	99.3		

2007-08 GAME-BY-GAME BREAKDOWN

	W	L	VS. ATLANTIC	W	L	VS. CENTRAL	W	L	VS. SOUTHEAST	W	L	VS. NORTHWEST	W	L	VS. PACIFIC	W	L	VS. SOUTHWEST	W	L
RECORD	54	28	Boston	1	1	Chicago	1	1	Atlanta	1	1	Denver	3	1	Golden State	3	0	Dallas	2	2
Home	37	4	New Jersey	1	1	Cleveland	1	1	Charlotte	1	1	Minnesota	2	2	L.A. Clippers	3	0	Houston	2	1
Road	17	24	New York	1	1	Detroit	2	0	Miami	1	1	Portland	1	3	L.A. Lakers	1	3	Memphis	3	0
October	1	0	Philadelphia	2	0	Indiana	1	1	Orlando	2	0	Seattle	4	0	Phoenix	2	1	New Orleans	3	1
November	11	5	Toronto	2	0	Milwaukee	2	0	Washington	2	0				Sacramento	2	2	San Antonio	2	2
December	5	11																		
January	11	2																		
February	9	4																		
March	12	4																		
April	5	2																		

VS. ATLANTIC	7	3	VS. CENTRAL	7	3	VS. SOUTHEAST	7	3	VS. NORTHWEST	10	6	VS. PACIFIC	11	7	VS. SOUTHWEST	12	6			
										VS. EAST	21	9						VS. WEST	33	19

2007-08 UTAH JAZZ

2007-08 UTAH JAZZ (54-28, .659) NORTHWEST DIVISION CHAMPIONS

GM	DATE	OPPONENT	W/L	SCORE	HOME	ROAD	TOTAL	SITE	UTA HIGH SCORER	OPP. HIGH SCORER	ATTEND
1	10/30/07	@ Golden State	W	117-96		1-0	1-0	Oakland	Boozer - 32	B. Davis - 25	19,832
2	11/1/07	HOUSTON	L	95-106	0-1		1-1	Salt Lake City	Boozer - 30	McGrady - 47	19,911
3	11/3/07	GOLDEN STATE	W	133-110	1-1		2-1	Salt Lake City	Williams - 30	A. Harrington - 38	19,911
4	11/4/07	@ L.A. Lakers	L	109-119		1-1	2-2	Los Angeles	Williams - 26	Byrant - 33	18,997
5	11/7/07	CLEVELAND	W	103-101	2-1		3-2	Salt Lake City	Millsap - 24	L. James - 32	19,911
6	11/9/07	@ Seattle	W	103-101		2-1	4-2	Seattle	Boozer - 27	Durant - 20	15,980
7	11/10/07	MEMPHIS	W	118-94	3-1		5-2	Salt Lake City	Boozer - 31	Gay - 18	19,771
8	11/12/07	SACRAMENTO	W	117-93	4-1		6-2	Salt Lake City	Boozer - 32	Salmons - 22	19,911
9	11/14/07	@ Toronto	W	92-88		3-1	7-2	Toronto	Boozer - 23	A. Parker - 19	17,337
10	11/16/07	@ Cleveland	L	94-99		3-2	7-3	Cleveland	Boozer - 26	L. James - 40	19,862
11	11/17/07	@ Indiana	L	97-117		3-3	7-4	Indianapolis	Boozer - 19	Dunleavy - 25	12,447
12	11/19/07	NEW JERSEY	W	102-75	5-1		8-4	Salt Lake City	Williams - 20	R. Jefferson - 22	19,911
13	11/23/07	NEW ORLEANS	W	99-71	6-1		9-4	Salt Lake City	Boozer - 19	D. West - 18	19,911
14	11/25/07	@ Detroit	W	103-93		4-3	10-4	Auburn Hills, MI	Boozer - 36	McGrady - 19	22,076
15	11/26/07	@ New York	L	109-113		4-4	10-5	New York City	Boozer - 30	Marbury - 28	18,816
16	11/28/07	@ Philadelphia	W	106-95		5-4	11-5	Philadelphia	Boozer - 26	Iguodala - 20	11,006
17	11/30/07	L.A. LAKERS	W	120-96	7-1		12-5	Salt Lake City	Williams - 35	Byrant - 28	19,911
18	12/3/07	MIAMI	W	110-101	8-1		13-5	Salt Lake City	Okur - 25	D. Wade - 26	19,911
19	12/4/07	@ Sacramento	L	107-117		5-5	13-6	Sacramento	Williams - 30	K. Martin - 25	12,688
20	12/7/07	@ San Antonio	L	98-104		5-6	13-7	San Antonio	Boozer/Williams - 28	Ginobili - 37	18,797
21	12/8/07	@ Dallas	L	117-125		5-7	13-8	Dallas	Williams - 41	Jo. Howard - 47	20,300
22	12/11/07	PORTLAND	L	89-97	8-2		13-9	Salt Lake City	Boozer - 29	M. Webster - 25	19,911
23	12/12/07	@ Phoenix	L	98-103		5-8	13-10	Phoenix	Boozer - 24	Nash - 29	18,442
24	12/14/07	@ Portland	L	91-99		5-9	13-11	Portland	Boozer - 22	Ray - 29	19,980
25	12/15/07	SEATTLE	W	96-75	9-2		14-11	Salt Lake City	Boozer - 21	Szczepiak - 24	19,911
26	12/17/07	@ Atlanta	L	111-116		5-10	14-12	Atlanta	Boozer - 39	J. Johnson - 26	15,263
27	12/19/07	@ Charlotte	L	92-98		5-11	14-13	Charlotte	Boozer - 21	G. Wallace - 26	13,014
28	12/21/07	@ Orlando	W	113-94		6-11	15-13	Orlando	Millsap - 28	Turkoglu - 27	17,519
29	12/22/07	@ Miami	L	102-104		6-12	15-14	Miami	Williams - 22	D. Wade - 20	19,600
30	12/26/07	DALLAS	W	99-90	10-2		16-14	Salt Lake City	Boozer - 21	Nowitzki - 20	19,911
31	12/28/07	@ L.A. Lakers	L	109-123		6-13	16-15	Los Angeles	Boozer - 20	Byrant - 31	18,997
32	12/29/07	BOSTON	L	98-104	10-3		16-16	Salt Lake City	Williams - 22	P. Pierce - 24	19,911
33	12/31/07	PORTLAND	W	111-101	11-3		17-16	Salt Lake City	Boozer - 19	Aldridge - 36	19,911
34	1/2/08	PHILADELPHIA	W	110-107	12-3		18-16	Salt Lake City	Boozer - 22	Iguodala - 30	19,911
35	1/5/08	@ Portland	L	89-103		6-14	18-17	Portland	Williams - 23	Webster - 26	20,451
36	1/8/08	INDIANA	W	111-89	13-3		19-17	Salt Lake City	Boozer - 22	Granger - 17	19,911
37	1/10/08	PHOENIX	W	108-86	14-3		20-17	Salt Lake City	Okur - 22	Barbosa - 25	19,911
38	1/12/08	ORLANDO	W	119-115	15-3		21-17	Salt Lake City	Okur - 29	D. Howard - 29	19,911
39	1/14/08	MILWAUKEE	W	98-87	16-3		22-17	Salt Lake City	Williams - 33	Bogut - 23	19,911
40	1/17/08	@ Denver	L	109-120		6-15	22-18	Denver	Williams - 23	Kleiza - 41	15,270
41	1/18/08	L.A. CLIPPERS	W	106-88	17-3		23-18	Salt Lake City	Boozer - 19	Maggette - 20	19,911
42	1/21/08	@ L.A. Clippers	W	109-93		7-15	24-18	Los Angeles	Williams - 18	Maggette - 23	16,318
43	1/25/08	SACRAMENTO	W	127-113	18-3		25-18	Salt Lake City	Boozer - 33	K. Martin - 32	19,911
44	1/27/08	@ Houston	W	97-89		8-15	26-18	Houston	three players - 17	McGrady - 21	17,480
45	1/28/08	SAN ANTONIO	W	97-91	19-3		27-18	Salt Lake City	Boozer/Kirilenko - 23	Ginobili - 29	19,911
46	1/30/08	NEW YORK	W	100-89	20-3		28-18	Salt Lake City	Williams - 22	J. Crawford - 26	19,911
47	2/1/08	@ Washington	W	96-87		9-15	29-18	Washington, DC	Okur - 27	Jamison - 31	20,173
48	2/2/08	@ Memphis	W	110-91		10-15	30-18	Memphis	Boozer - 19	Gay - 15	12,407
49	2/4/08	NEW ORLEANS	W	110-88	21-3		31-18	Salt Lake City	Williams - 29	Pargo - 24	19,911
50	2/6/08	@ Denver	W*	118-115		11-15	32-18	Denver	Williams - 29	Iverson - 34	16,865
51	2/8/08	@ Sacramento	L	104-117		11-16	32-19	Sacramento	Boozer - 23	K. Martin - 27	14,865
52	2/9/08	CHICAGO	W	97-87	22-3		33-19	Salt Lake City	Boozer - 22	Sefolosha - 22	19,911
53	2/13/08	@ Seattle	W	112-93		12-16	34-19	Seattle	Boozer - 22	Durant - 19	10,618
54	2/19/08	GOLDEN STATE	W	119-109	23-3		35-19	Salt Lake City	Williams - 29	A. Harrington - 21	19,911
55	2/22/08	@ L.A. Clippers	L	104-114		12-17	35-20	Los Angeles	Williams - 26	Maggette/Thornon - 27	19,060
56	2/23/08	ATLANTA	W	100-94	24-3		36-20	Salt Lake City	Boozer - 21	J. Smith - 30	19,911
57	2/26/08	@ Minnesota	L	100-111		12-18	36-21	Minneapolis	Boozer - 34	Jefferson/McCants - 22	15,009
58	2/27/08	DETROIT	W	103-95	25-3		37-21	Salt Lake City	Okur - 24	Hamilton - 22	19,911
59	2/29/08	@ New Orleans	L	98-110		12-19	37-22	New Orleans	Okur - 23	D. West - 25	17,445
60	3/1/08	@ Memphis	W	113-92		13-19	38-22	Memphis	Boozer - 18	Gay - 20	13,232
61	3/3/08	DALLAS	W	116-110	26-3		39-22	Salt Lake City	Boozer - 28	Jo. Howard - 25	19,911
62	3/5/08	MINNESOTA	W	105-76	27-3		40-22	Salt Lake City	Williams - 21	Foye - 18	19,911
63	3/7/08	@ Phoenix	W	126-118		14-19	41-22	Phoenix	Okur/Williams - 25	Stoudemire - 37	18,422
64	3/8/08	DENVER	W	132-105	28-3		42-22	Salt Lake City	Okur - 27	Iverson - 28	19,911
65	3/11/08	@ Chicago	L	96-108		14-20	42-23	Chicago	Okur - 22	Gooden - 24	21,969
66	3/12/08	@ Milwaukee	W	114-110		15-20	43-23	Milwaukee	Williams - 26	Redd/Villanueva - 26	14,582
67	3/14/08	@ Boston	W	110-92		16-20	44-23	Boston	Williams - 32	Garnett - 15	18,624
68	3/15/08	@ New Jersey	L	115-117		16-21	44-24	East Rutherford, NJ	Boozer - 41	R. Jefferson - 27	16,332
69	3/17/08	TORONTO	W	96-79	29-3		45-24	Salt Lake City	Williams - 21	Claderon - 16	19,911
70	3/20/08	L.A. LAKERS	L	95-106	30-4		45-25	Salt Lake City	Williams - 26	Byrant - 27	19,911
71	3/22/08	SEATTLE	W	115-101	29-4		46-25	Salt Lake City	Boozer - 26	Durant/Green - 23	19,911
72	3/25/08	CHARLOTTE	W	128-106	31-4		47-25	Salt Lake City	Boozer - 28	J. Richardson - 26	19,911
73	3/28/08	L.A. CLIPPERS	W	121-101	32-4		48-25	Salt Lake City	Boozer - 34	Maggette - 28	19,911
74	3/30/08	@ Minnesota	L	103-110		16-22	48-26	Minneapolis	Boozer - 25	A. Jefferson - 22	19,356
75	3/31/08	WASHINGTON	W	129-87	33-4		49-26	Salt Lake City	Miles - 29	Jamison - 22	19,911
76	4/2/08	MINNESOTA	W	117-100	34-4		50-26	Salt Lake City	Okur - 22	Janic - 18	19,911
77	4/4/08	SAN ANTONIO	W	90-64	35-4		51-26	Salt Lake City	Okur - 17	T. Parker - 17	19,911
78	4/8/08	@ New Orleans	W	77-66		17-22	52-26	New Orleans	Okur - 22	Stojakovic - 15	17,265
79	4/10/08	@ Dallas	L	94-97		17-23	52-27	Dallas	Okur - 19	Nowitzki - 32	20,378
80	4/12/08	DENVER	W	124-97	36-4		53-27	Salt Lake City	three players - 20	Iverson - 28	19,911
81	4/14/08	HOUSTON	W	105-96	37-4		54-27	Salt Lake City	Boozer - 21	McGrady/Scola - 22	19,911
82	4/16/08	@ San Antonio	L	80-109		17-24	54-28	San Antonio	Miles - 12	T. Parker - 24	18,797

* Denotes number of overtime periods

BOLD indicates home sellout

HISTORY

2008-09 UTAH JAZZ

RECORD: 48-34 (.585), 3rd in Northwest Division

HEAD COACH: Jerry Sloan

HONORS:

- Jerry Sloan, Coach of the Month (February)
- Deron Williams, Player of the Week (3/9)

PLAYOFFS:

- Lost to L.A. Lakers (1-4) in First Round

DRAFT ADDITIONS:

- 1ST ROUND Kosta Koufos (C), Ohio State
- 23RD PICK



2008-09 NOTES:

- Head coach Jerry Sloan and former Jazz great John Stockton were elected to the Naismith Basketball Hall of Fame on 4/6/09.
- Sloan became the only coach in NBA history to win at least 1,000 games with one team with the Jazz's 104-97 win over Oklahoma City on 11/7.
- Sloan, the longest tenured coach in NBA history and the longest current head coach in major professional sports, celebrated his 20th anniversary as Jazz head coach with a 99-96 win at Minnesota on 12/9.
- Legendary Jazz broadcaster "Hot" Rod Hundley called his 3,000th Jazz game when the team, ironically enough, defeated the New Orleans Hornets on 1/7.
- Hundley, who called games for the first 35 seasons in Jazz history, dating back to the franchise's inception in New Orleans in 1974, retired following the Jazz's elimination from the 2009 playoffs.
- The Jazz advances to the playoffs for the third straight season and the 18th time in Jerry Sloan's 21 years as Jazz head coach.
- The Jazz finishes with a .500 or better record for the 25th time in the last 26 years and with a winning record for the 22nd time in the last 24 years.
- Utah lost 156 man-games overall and 148 due to injury/illness, many to key players (45 games for Carlos Boozer, 15 for Andrei Kirilenko, 14 apiece for Deron Williams and Matt Harpring) that forced the Jazz to use 20 different starting lineups.
- The Jazz did not have its projected starting lineup of Miles, Boozer, Okur, Brewer, Williams until Game 57 (2/23/09 vs. Atlanta).
- The Jazz wins 12 games in a row from 2/11 - 3/10, marking the fourth-longest winning streak in franchise history.
- The team finished the season leading the league in assists (24.7) and steals (8.77), ranking third in field goal percentage (.475) and seventh in scoring (103.6).
- Deron Williams averaged career highs of 19.4 points and 10.7 assists per game (ranking second in the NBA behind Chris Paul).
- Williams had five games in a row with 30+ points and shooting at least 50 percent shooting (1/31-2/11), the first time the feat was reached by an NBA point guard since Pete Maravich did it with the New Orleans Jazz in 1976. The last player overall to do so was LeBron James in 2007; the last guard was Michael Jordan in 1996 and the last Jazzman to do it was Karl Malone in 1995.
- Paul Millsap, filling in for injured Carlos Boozer, posted a 19-game double-double streak, which was the longest of the NBA season and most since Kevin Garnett had 33 in a row in 2006. The streak was the most by a Jazzman since John Stockton had 25 in 1991.

2008-09 UTAH JAZZ FINAL STATISTICS

PLAYER	G	MIN	FIELD GOALS			3-PT. FGS.			FREE THROWS			REBOUNDS		TOT	AST	PF	DQ	STL	TO	BLK	PTS	AVERAGES		
			FGM	FGA	PCT	3FGM	3FGA	3PCT	FTM	FTA	PCT	OFF	DEF									PPG	RPG	APG
Williams, Deron	68	2505	463	984	.471	70	226	.310	326	384	.849	24	171	195	725	134	2	73	228	20	1322	19.4	2.9	10.7
Okur, Mehmet	72	2409	431	888	.485	90	202	.446	273	334	.817	124	433	557	120	219	2	54	132	53	1225	17.0	7.7	1.7
Boozer, Carlos	37	1197	251	512	.490	0	0	---	97	139	.698	111	274	385	79	132	1	39	79	7	599	16.2	10.4	2.1
Brewer, Ronnie	81	2605	421	828	.508	22	85	.259	247	352	.702	101	199	300	179	128	0	138	110	30	1111	13.7	3.7	2.2
Millsap, Paul	76	2290	400	749	.534	0	4	.000	228	326	.699	251	403	654	138	288	5	78	129	73	1028	13.5	8.6	1.8
Kirilenko, Andrei	67	1831	256	570	.449	20	73	.274	244	311	.785	84	235	319	175	127	1	83	121	77	776	11.6	4.8	2.6
Miles, C.J.	72	1623	258	562	.459	63	179	.352	78	89	.876	45	122	167	107	187	0	46	64	15	657	9.1	2.3	1.5
Korver, Kyle	78	1874	245	560	.438	103	267	.386	112	127	.882	35	223	258	137	170	0	47	90	30	705	9.0	3.3	1.8
Koufos, Kosta	48	565	94	185	.508	0	0	---	36	51	.706	50	88	138	20	70	2	12	26	31	224	4.7	2.9	0.4
Harpring, Matt	63	693	111	241	.461	0	2	.000	55	72	.764	47	76	123	28	102	0	29	29	9	277	4.4	2.0	0.4
Price, Ronnie	52	738	77	203	.379	19	61	.311	34	45	.756	12	57	69	108	74	0	39	61	5	207	4.0	1.3	2.1
Almond, Morris	25	255	33	81	.407	5	17	.294	21	26	.808	9	27	36	7	31	0	4	16	4	92	3.7	1.4	0.3
Knight, Brevin	74	938	66	189	.349	0	6	.000	48	64	.750	13	75	88	190	98	1	68	66	4	180	2.4	1.2	2.6
Fesenko, Kyrlo	21	156	21	36	.583	0	0	---	7	21	.333	14	23	37	4	35	1	7	9	15	49	2.3	1.8	0.2
Collins, Jarron	26	201	16	35	.457	0	0	---	8	11	.727	20	17	37	7	35	0	2	9	1	40	1.5	1.4	0.3
UTAH JAZZ	82	19880	3143	6623	.475	392	1122	.349	1814	2352	.771	940	2423	3363	2024	1830	15	719	1210	374	8492	103.6		
OPPONENTS	82	19880	3019	6509	.464	534	1479	.361	1703	2233	.763	908	2393	3301	1640	1972	22	658	1323	424	8275	100.9		

2008-09 GAME-BY-GAME BREAKDOWN

	W	L	VS. ATLANTIC	W	L	VS. CENTRAL	W	L	VS. SOUTHEAST	W	L	VS. NORTHWEST	W	L	VS. PACIFIC	W	L	VS. SOUTHWEST	W	L
RECORD	48	34	Boston	1	1	Chicago	0	2	Atlanta	1	1	Denver	2	2	Golden State	2	2	Dallas	2	2
Home	33	8	New Jersey	1	1	Cleveland	0	2	Charlotte	1	1	Minnesota	3	1	L.A. Clippers	3	0	Houston	2	2
Road	15	26	New York	1	1	Detroit	2	0	Miami	0	2	Oklahoma City	2	2	L.A. Lakers	1	2	Memphis	4	0
October	1	0	Philadelphia	2	0	Indiana	2	0	Orlando	0	2	Portland	3	1	Phoenix	2	2	New Orleans	3	0
November	10	7	Toronto	2	0	Milwaukee	1	1	Washington	1	1				Sacramento	4	0	San Antonio	0	3
December	8	7																		
January	7	8																		
February	10	1																		
March	10	5																		
April	2	6																		
			VS. ATLANTIC			VS. CENTRAL			VS. SOUTHEAST			VS. NORTHWEST			VS. PACIFIC			VS. SOUTHWEST		
			7			5			3			6			12			11		
									15									7		
																		33		

2008-09 UTAH JAZZ

2008-09 UTAH JAZZ (48-34, .585) 3RD IN NORTHWEST DIVISION

GM	DATE	OPPONENT	W/L	SCORE	HOME	ROAD	TOTAL	SITE	UTA HIGH SCORER	OPP. HIGH SCORER	ATTEND
1	10/29/08	DENVER	W	98-94	1-0		1-0	Salt Lake City	Boozer - 25	Iverson/Martin - 18	19,911
2	11/1/08	LA. CLIPPERS	W	101-79	2-0		2-0	Salt Lake City	Boozer - 25	Mobley - 20	19,602
3	11/3/08	@ LA. Clippers	W	89-73		1-0	3-0	Los Angeles	Millsap - 24	Kaman - 19	12,712
4	11/5/08	PORTLAND	W	103-96	3-0		4-0	Salt Lake City	Okur - 22	Aldridge/Roy - 18	19,911
5	11/7/08	OKLAHOMA CITY	W	104-97	4-0		5-0	Salt Lake City	Boozer - 21	Durant - 24	19,911
6	11/9/08	@ New York	L	99-107		1-1	5-1	New York City	Boozer - 19	J. Crawford - 32	19,344
7	11/11/08	@ Philadelphia	W	93-80		2-1	6-1	Philadelphia	Boozer - 19	A. Miller - 25	12,839
8	11/12/08	@ Washington	L	87-95		2-2	6-2	Washington, DC	Boozer - 20	C. Butler - 27	14,885
9	11/14/08	@ Charlotte	L	96-104		2-3	6-3	Charlotte	Boozer - 27	Felton - 23	14,189
10	11/15/08	@ Cleveland	L	93-105		2-4	6-4	Cleveland	Boozer - 16	L. James - 38	20,562
11	11/17/08	PHOENIX	W	109-97	5-0		7-4	Salt Lake City	Boozer/Miles - 21	Stoudemire - 30	19,911
12	11/19/08	MILWAUKEE	W	105-94	6-0		8-4	Salt Lake City	Miles - 25	R. Jefferson - 25	19,911
13	11/21/08	@ San Antonio	L	94-119		2-5	8-5	San Antonio	Brewer - 17	R. Mason - 29	17,354
14	11/22/08	@ Memphis	W	103-94		3-5	9-5	Memphis	Okur - 23	Mayo - 23	13,121
15	11/24/08	CHICAGO	L	100-101	6-1		9-6	Salt Lake City	Okur - 26	D. Rose - 25	19,911
16	11/26/08	MEMPHIS	W	117-100	7-1		10-6	Salt Lake City	Millsap - 24	Gay - 27	19,911
17	11/28/08	SACRAMENTO	W	120-94	8-1		11-6	Salt Lake City	Okur - 20	Salmons - 20	19,911
18	11/29/08	NEW JERSEY	L	88-105	8-2		11-7	Salt Lake City	Millsap - 20	D. Harris - 34	19,911
19	12/2/08	@ Sacramento	W	99-94		4-5	12-7	Sacramento	Korver - 15	K. Martin - 22	10,798
20	12/3/08	MIAMI	L	89-93	8-3		12-8	Salt Lake City	Millsap - 20	D. Wade - 23	19,911
21	12/5/08	TORONTO	W	114-87	9-3		13-8	Salt Lake City	Okur - 21	Bosh - 18	19,911
22	12/6/08	@ Phoenix	L	104-106		4-6	13-9	Phoenix	Miles/Millsap - 20	Barbosa - 25	18,422
23	12/9/08	@ Minnesota	W	99-96		5-6	14-9	Minneapolis	Brewer - 25	A. Jefferson - 21	10,745
24	12/11/08	PORTLAND	W	97-88	10-3		15-9	Salt Lake City	Okur - 27	R. Lewis - 27	19,911
25	12/13/08	ORLANDO	L	94-103	10-4		15-10	Salt Lake City	Kienlenko/Williams - 17	R. Lewis - 27	19,911
26	12/15/08	@ Boston	L	91-100		5-7	15-11	Boston	Millsap - 32	Rondo - 25	18,624
27	12/17/08	@ New Jersey	W	103-92		6-7	16-11	East Rutherford, NJ	Okur - 23	V. Carter - 32	12,542
28	12/19/08	@ Detroit	W**	120-114		7-7	17-11	Auburn Hills, MI	Williams - 29	Iverson - 38	22,076
29	12/20/08	@ Chicago	L	98-106		7-8	17-12	Chicago	Okur - 23	Gordon - 26	22,046
30	12/23/08	@ Milwaukee	L	86-94		7-9	17-13	Milwaukee	Kienlenko - 22	Redd - 27	14,888
31	12/26/08	DALLAS	W	97-88	11-4		18-13	Salt Lake City	Brewer - 21	J. Terry - 26	19,911
32	12/27/08	@ Houston	L**	115-120		7-10	18-14	Houston	Brewer - 23	Artest - 28	18,245
33	12/29/08	PHILADELPHIA	W	112-95	12-4		19-14	Salt Lake City	Williams - 27	Iguodala/T. Young - 17	19,911
34	1/2/09	@ LA. Lakers	L	100-113		7-11	19-15	Los Angeles	Okur - 21	Bryant - 40	18,997
35	1/5/09	GOLDEN STATE	W	119-114	13-4		20-15	Salt Lake City	Williams - 25	J. Crawford - 28	19,911
36	1/7/09	NEW ORLEANS	W	116-90	14-4		21-15	Salt Lake City	Millsap - 27	C. Paul - 26	19,911
37	1/10/09	DETROIT	W	99-82	15-4		22-15	Salt Lake City	Okur - 22	Stuckey - 19	19,911
38	1/12/09	INDIANA	W	120-113	16-4		23-15	Salt Lake City	Okur - 43	Granger - 30	19,911
39	1/14/09	@ Oklahoma City	L	93-114		7-12	23-16	Oklahoma City	Williams - 25	J. Green - 23	18,437
40	1/16/09	@ Memphis	W	101-91		8-12	24-16	Memphis	Williams - 27	Mayo - 23	10,422
41	1/17/09	@ Dallas	L	108-115		8-13	24-17	Dallas	Williams - 30	Nowitzki - 39	20,325
42	1/20/09	MINNESOTA	W	112-107	17-4		25-17	Salt Lake City	Millsap - 28	A. Jefferson - 25	19,911
43	1/21/09	@ Houston	L	99-108		8-14	25-18	Houston	Williams - 32	Alston - 23	17,037
44	1/24/09	CLEVELAND	L	97-102	17-5		25-19	Salt Lake City	Millsap - 24	L. James - 33	19,911
45	1/25/09	@ Denver	L	97-117		8-15	25-20	Denver	Brewer - 16	Nene - 28	17,895
46	1/27/09	SAN ANTONIO	L	100-106	17-6		25-21	Salt Lake City	Brewer - 23	Duncan/T. Parker - 24	19,911
47	1/30/09	OKLAHOMA CITY	W	110-90	18-6		26-21	Salt Lake City	Williams - 24	Durant - 19	19,911
48	1/31/09	@ Portland	L	108-122		8-16	26-22	Portland	Williams - 35	Roy - 30	20,593
49	2/2/09	CHARLOTTE	W	105-86	19-6		27-22	Salt Lake City	Okur - 22	Felton - 16	19,911
50	2/5/09	DALLAS	W	115-87	20-6		28-22	Salt Lake City	Williams - 34	J. Howard - 18	19,911
51	2/6/09	@ Sacramento	W	111-107		9-16	29-22	Sacramento	Williams - 34	K. Martin - 37	17,317
52	2/8/09	@ Golden State	L	96-116		9-17	29-23	Oakland	Williams - 31	Maggette - 27	19,174
53	2/11/09	LA. LAKERS	W	113-109	21-6		30-23	Salt Lake City	Williams - 31	Bryant - 37	19,911
54	2/17/09	MEMPHIS	W	117-99	22-6		31-23	Salt Lake City	Miles - 24	Gay/Mayo - 18	19,911
55	2/19/09	BOSTON	W	90-85	23-6		32-23	Salt Lake City	Okur - 19	Pierce - 20	19,911
56	2/21/09	NEW ORLEANS	W	102-88	24-6		33-23	Salt Lake City	Okur - 25	C. Paul - 24	19,911
57	2/23/09	ATLANTA	W	108-89	25-6		34-23	Salt Lake City	Brewer - 19	J. Johnson - 15	19,911
58	2/25/09	@ Minnesota	W	120-103		10-17	35-23	Minneapolis	Okur - 25	Gomes/Love - 24	13,108
59	2/28/09	SACRAMENTO	W	102-89	26-6		36-23	Salt Lake City	Brewer/Okur - 26	K. Martin - 19	19,911
60	3/1/09	@ Golden State	W	112-104		11-17	37-23	Oakland	Okur - 23	Maggette - 27	18,347
61	3/4/09	HOUSTON	W	101-94	27-6		38-23	Salt Lake City	Williams - 26	Artest - 25	19,911
62	3/6/09	DENVER	W	97-91	28-6		39-23	Salt Lake City	Williams - 25	J.R. Smith - 27	19,911
63	3/8/09	@ Toronto	W	109-101		12-17	40-23	Toronto	Williams - 25	Bosh - 30	18,541
64	3/10/09	@ Indiana	W	112-100		13-17	41-23	Indianapolis	Okur - 24	T. Murphy - 33	13,705
65	3/11/09	@ Atlanta	L	93-100		13-18	41-24	Atlanta	Williams - 20	J. Johnson - 21	13,112
66	3/14/09	@ Miami	L***	129-140		13-19	41-25	Miami	Williams - 30	D. Wade - 50	19,600
67	3/15/09	@ Orlando	L	87-105		13-20	41-26	Orlando	Boozer - 23	D. Howard - 28	17,461
68	3/17/09	WASHINGTON	W	103-88	29-6		42-26	Salt Lake City	Korver - 15	J. Dixon/N. Young - 14	19,911
69	3/20/09	@ Oklahoma City	W	101-94		14-20	43-26	Oklahoma City	Williams - 24	Durant - 24	19,136
70	3/24/09	HOUSTON	W	99-86	30-6		44-26	Salt Lake City	Williams - 19	A. Brooks - 20	19,911
71	3/25/09	@ Phoenix	L	114-118		14-21	44-27	Phoenix	Williams - 25	G. Hill - 26	18,422
72	3/28/09	PHOENIX	W	104-99	31-6		45-27	Salt Lake City	Okur - 26	Nash - 20	19,911
73	3/30/09	NEW YORK	W	112-104	32-6		46-27	New York City	Williams - 24	A. Harrington - 24	19,911
74	3/31/09	@ Portland	L	104-125		14-22	46-28	Portland	Boozer - 20	Aldridge - 26	20,675
75	4/2/09	@ Denver	L	104-114		14-23	46-29	Denver	Miles - 19	J.R. Smith - 28	17,969
76	4/3/09	MINNESOTA	L	102-103	32-7		46-30	Salt Lake City	Williams - 34	R. Caney/R. Gomes - 25	19,911
77	4/5/09	@ New Orleans	W	108-94		15-23	47-30	New Orleans	Brewer - 23	D. West - 23	17,362
78	4/8/09	@ Dallas	L	101-130		15-24	47-31	Dallas	Williams - 18	Nowitzki - 31	20,017
79	4/10/09	@ San Antonio	L	99-105		15-25	47-32	San Antonio	Williams - 25	T. Parker - 31	18,797
80	4/11/09	GOLDEN STATE	L	108-118	32-8		47-33	Salt Lake City	Williams - 26	C.J. Watson - 38	19,911
81	4/13/09	LA. CLIPPERS	W	106-85	33-8		48-33	Salt Lake City	Boozer - 20	Camby - 17	19,911
82	4/14/09	@ LA. Lakers	L	112-125		15-26	48-34	Los Angeles	Williams - 25	A. Bynum - 22	18,997

* Denotes number of overtime periods

BOLD indicates home sellout

HISTORY

2009-10 UTAH JAZZ

RECORD: 53-29 (.646), T-1st Northwest

HEAD COACH: Jerry Sloan

HONORS:

- Deron Williams, All-NBA Second Team
- Deron Williams, NBA All-Star
- Carlos Boozer, Player of the Week (12/7, 2/22)
- Deron Williams, Player of the Week (12/14)

PLAYOFFS:

- Defeated Denver (4-2) in First Round
- Lost to L.A. Lakers (0-4) in Conference Semifinals

DRAFT ADDITIONS:

- **1ST ROUND** **20TH PICK**
Eric Maynor (G), Virginia Commonwealth



2009-10 NOTES:

- The Jazz advances to the playoffs for the fourth straight season and the 19th time in Jerry Sloan's 22 years as Jazz head coach.
- Utah finished with a winning road record (21-20) for the first time since 2000-01.
- The Jazz win 50+ games for the third time in four seasons.
- The Jazz finishes with a .500 or better record for the 26th time in the last 27 years and with a winning record for the 23rd time in the last 25 years.
- The Jazz led the NBA in assists (26.7), ranking second in field goal percentage (.491) and fourth in both scoring (104.2) and steals (8.23).
- As part of NBA Hardwood Classics Nights, the Jazz wore green jerseys featuring a gold music note 11 times during the season, finishing 10-1 in those games.
- The green uniforms originally debuted as an alternate road uniform in 1979-80, the franchise's first in Utah.
- Kyle Korver led the NBA in three-point percentage (.536), setting a new single-season NBA record for accuracy.
- Deron Williams had a streak of 21 straight games with 9+ assists (2/1-3/17), the longest such streak in the NBA since 1996-97.
- The Jazz traded first-round pick Eric Maynor and the contract of Matt Harpring to Oklahoma City on 12/22.
- Former Jazz great Karl Malone and the 1992 Dream Team (which featured Malone and John Stockton) were elected to the Naismith Basketball Hall of Fame on 4/5/10.

2009-10 UTAH JAZZ FINAL STATISTICS

PLAYER	FIELD GOALS					3-PT. FGS.			FREE THROWS			REBOUNDS				AST	PF	DQ	STL	TO	BLK	AVERAGES		
	G	MIN	FGM	FGA	PCT	3FGM	3FGA	3PCT	FTM	FTA	PCT	OFF	DEF	TOT	PPG							RPG	APG	
Boozer, Carlos	78	2673	617	1098	.562	0	0	---	285	384	.742	181	693	874	247	270	4	84	212	36	1519	19.5	11.2	3.2
Williams, Deron	76	2802	494	1053	.469	96	259	.371	335	418	.801	50	253	303	798	208	2	96	252	16	1419	18.7	4.0	10.5
Okur, Mehmet	73	2149	355	775	.458	82	213	.385	196	239	.820	132	383	515	119	223	1	38	127	81	988	13.5	7.1	1.6
Kirilenko, Andrei	58	1681	244	482	.506	26	89	.292	174	234	.744	76	188	264	158	102	0	83	79	71	688	11.9	4.6	2.7
Milapic, Paul	82	2277	385	716	.538	1	9	.111	183	264	.693	186	373	559	131	285	7	64	116	99	954	11.6	6.8	1.6
Miles, C.J.	63	1497	241	562	.429	74	217	.341	66	95	.695	42	126	168	105	190	2	58	81	17	622	9.9	2.7	1.7
Brewer, Ronnie	53	1662	206	416	.495	8	31	.258	81	128	.633	44	136	180	151	80	0	85	51	15	501	9.5	3.4	2.8
Matthews, Wesley	82	2025	273	565	.483	63	165	.382	160	193	.829	50	141	191	124	152	0	64	93	15	769	9.4	2.3	1.5
Korver, Kyle	52	952	138	280	.493	59	110	.536	39	49	.796	10	101	111	89	76	0	26	42	12	374	7.2	2.1	1.7
Maynor, Eric	26	363	52	133	.391	5	24	.208	25	33	.758	10	28	38	81	33	0	13	28	2	134	5.2	1.5	3.1
Price, Ronnie	60	806	98	242	.405	18	63	.286	41	59	.695	28	46	74	123	109	0	40	56	13	255	4.3	1.2	2.1
Gaines, Sundiata	32	217	38	82	.463	7	26	.269	23	46	.500	6	23	29	39	17	0	12	14	0	106	3.3	0.9	1.2
Jeffers, Othayo	14	73	12	29	.414	0	0	---	13	19	.684	8	11	19	1	10	0	4	6	0	37	2.6	1.4	0.1
Fesenko, Kyrylo	49	408	52	95	.547	0	1	.000	24	57	.421	33	57	90	15	78	1	6	24	19	128	2.6	1.8	0.3
Koutoukos, Kosta	36	172	22	47	.468	0	0	---	9	15	.600	16	29	45	6	26	0	2	15	4	53	1.5	1.3	0.2
UTAH JAZZ	82	19755	3227	6675	.491	439	1207	.364	1654	2233	.741	872	2588	3460	2187	1859	17	675	1246	400	8547	104.2		
OPPONENTS	82	19755	2908	6471	.449	552	1559	.354	1741	2286	.762	837	2376	3213	1628	1818	13	632	1238	445	8109	98.9		

2009-10 GAME-BY-GAME BREAKDOWN

	W	L	VS. ATLANTIC	W	L	VS. CENTRAL	W	L	VS. SOUTHEAST	W	L	VS. NORTHWEST	W	L	VS. PACIFIC	W	L	VS. SOUTHWEST	W	L
RECORD	53	29	Boston	1	1	Chicago	2	0	Atlanta	0	2	Denver	1	3	Golden State	3	0	Dallas	2	1
Home	32	9	New Jersey	2	0	Cleveland	1	1	Charlotte	2	0	Minnesota	2	2	L.A. Clippers	3	1	Houston	2	2
Road	21	20	New York	2	0	Detroit	2	0	Miami	1	1	Oklahoma City	1	3	L.A. Lakers	1	3	Memphis	2	1
October	1	1	Philadelphia	2	0	Indiana	1	1	Orlando	1	1	Portland	4	0	Phoenix	2	2	New Orleans	3	1
November	9	6	Toronto	2	0	Milwaukee	1	1	Washington	2	0				Sacramento	1	2	San Antonio	4	0
December	8	7																		
January	10	4																		
February	10	3																		
March	12	5																		
April	3	3																		

VS. ATLANTIC	9	1	VS. CENTRAL	7	3	VS. SOUTHEAST	6	4	VS. NORTHWEST	8	8	VS. PACIFIC	10	8	VS. SOUTHWEST	13	5
VS. EAST																	21

2009-10 UTAH JAZZ

2009-10 UTAH JAZZ (53-29, .646) T-1ST IN NORTHWEST DIVISION

GM	DATE	OPPONENT	W/L	SCORE	HOME	ROAD	TOTAL	SITE	UTA HIGH SCORER	OPP. HIGH SCORER	ATTEND
1	10/28/09	@ Denver	L	105-114		0-1	0-1	Denver	Williams - 28	C. Anthony - 30	19,155
2	10/30/09	LA. CLIPPERS	W	111-98	1-0		1-1	Salt Lake City	Millsap - 23	E. Gordon - 22	19,911
3	11/2/09	HOUSTON	L	96-113	1-1		1-2	Salt Lake City	Okur - 21	A. Brooks - 19	19,911
4	11/3/09	@ Dallas	L	85-96		0-2	1-3	Dallas	Williams - 22	D. Nowitzki - 40	19,725
5	11/5/09	SAN ANTONIO	W	113-99	2-1		2-3	Salt Lake City	Boozer/Williams - 27	T. Parker - 21	19,797
6	11/7/09	SACRAMENTO	L	99-104	2-2		2-4	Salt Lake City	Williams - 29	T. Evans - 32	18,825
7	11/9/09	@ New York	W	95-93		1-2	3-4	New York City	Boozer/Kirilenko - 23	T. Douglas - 19	19,355
8	11/11/09	@ Boston	L	86-105		1-3	3-5	Boston	Brewer/Williams - 13	K. Garnett - 18	18,624
9	11/13/09	@ Philadelphia	W	112-90		2-3	4-5	Philadelphia	Boozer - 24	T. Young - 17	10,738
10	11/14/09	@ Cleveland	L	103-107		2-4	4-6	Cleveland	Boozer - 25	L. James/M. Williams - 21	20,562
11	11/18/09	TORONTO	W	104-91	3-2		5-6	Salt Lake City	Boozer - 22	C. Bosh - 32	17,879
12	11/19/09	@ San Antonio	W	90-83		3-4	6-6	San Antonio	Williams - 21	T. Duncan - 21	17,519
13	11/21/09	DETROIT	W*	100-97	4-2		7-6	Salt Lake City	Boozer/Kirilenko - 22	B. Gordon - 25	18,355
14	11/24/09	OKLAHOMA CITY	L	94-104	4-3		7-7	Salt Lake City	Boozer - 26	K. Durant - 28	17,937
15	11/26/09	CHICAGO	W	105-86	5-3		8-7	Salt Lake City	Boozer - 28	L. Deng - 26	18,045
16	11/28/09	PORTLAND	W	108-92	6-3		9-7	Salt Lake City	Boozer - 26	B. Roy - 19	18,051
17	11/30/09	MEMPHIS	W	120-93	7-3		10-7	Salt Lake City	Brewer - 25	O.J. Mayo - 20	18,469
18	12/4/09	INDIANA	W	96-87	8-3		11-7	Salt Lake City	Boozer - 35	D. Granger - 26	19,347
19	12/5/09	@ Minnesota	L	101-108		3-5	11-8	Minneapolis	Boozer - 21	R. Gomes - 23	18,466
20	12/7/09	SAN ANTONIO	W	104-101	9-3		12-8	Salt Lake City	Boozer - 27	M. Bonner - 28	17,565
21	12/9/09	@ LA. Lakers	L	77-101		3-6	12-9	Los Angeles	Williams - 17	K. Bryant - 27	18,997
22	12/10/09	ORLANDO	W	120-111	10-3		13-9	Salt Lake City	Williams - 32	V. Carter - 34	18,735
23	12/12/09	LA. LAKERS	W	102-94	11-3		14-9	Salt Lake City	Williams - 21	Artest/Bryant/Gasol - 16	19,911
24	12/14/09	MINNESOTA	L	108-110	11-4		14-10	Salt Lake City	Williams - 38	J. Flynn - 28	18,090
25	12/16/09	@ New Jersey	W	108-92		4-6	15-10	East Rutherford, NJ	Boozer - 26	B. Lopez - 23	11,476
26	12/18/09	@ Atlanta	L	83-96		4-7	15-11	Atlanta	Kirilenko - 13	J. Smith - 16	17,501
27	12/19/09	@ Charlotte	W	110-102		5-7	16-11	Charlotte	Williams - 23	G. Wallace - 30	14,963
28	12/21/09	@ Orlando	L	99-104		5-8	16-12	Orlando	Millsap - 20	D. Howard - 21	17,461
29	12/23/09	@ Miami	L	70-80		5-9	16-13	Miami	Williams - 18	D. Wade - 29	19,600
30	12/26/09	PHILADELPHIA	W	97-76	12-4		17-13	Salt Lake City	Williams - 27	T. Young - 20	19,911
31	12/30/09	@ Minnesota	W	107-103		6-9	18-13	Minneapolis	Williams - 21	A. Jefferson - 21	14,123
32	12/31/09	@ Oklahoma City	L	86-87		6-10	18-14	Oklahoma City	Boozer - 17	K. Durant - 31	18,203
33	1/2/10	DENVER	L	95-105	12-5		18-15	Salt Lake City	Boozer - 18	T. Lawson - 23	19,911
34	1/4/10	NEW ORLEANS	L	87-91	12-6		18-16	Salt Lake City	Boozer - 18	D. Brown - 30	19,911
35	1/6/10	MEMPHIS	W	117-94	13-6		19-16	Salt Lake City	Miles - 24	S. Young - 22	19,008
36	1/8/10	@ Memphis	L	89-91		6-11	19-17	Memphis	Okur - 16	Z. Randolph - 29	14,213
37	1/8/10	@ Dallas	W	111-93		7-11	20-17	Dallas	Williams - 20	D. Nowitzki - 29	19,922
38	1/11/10	MIAMI	W	118-89	14-6		21-17	Salt Lake City	Boozer - 25	M. Beasley - 20	19,284
39	1/14/10	CLEVELAND	W	97-96	15-6		22-17	Salt Lake City	Boozer - 19	L. James - 36	19,911
40	1/16/10	MILWAUKEE	W	112-95	16-6		23-17	Salt Lake City	Miles - 19	C. Delfino - 28	19,669
41	1/17/10	@ Denver	L	112-119		7-12	23-18	Denver	Williams - 23	C. Anthony - 37	19,519
42	1/20/10	@ San Antonio	W	105-98		8-12	24-18	San Antonio	Boozer - 31	M. Ginobili - 17	17,584
43	1/23/10	NEW JERSEY	W	116-83	17-6		25-18	Salt Lake City	Boozer - 22	Y. Janilion - 16	19,911
44	1/25/10	PHOENIX	W	124-115	18-6		26-18	Salt Lake City	Kirilenko - 25	G. Dragic - 32	19,911
45	1/27/10	@ Portland	W	106-95		9-12	27-18	Portland	Williams - 24	L. Aldridge - 25	20,384
46	1/29/10	SACRAMENTO	W	101-94	19-6		28-18	Salt Lake City	Millsap - 32	K. Martin - 33	19,480
47	2/1/10	DALLAS	W	104-92	20-6		29-18	Salt Lake City	Millsap - 25	D. Nowitzki - 28	19,911
48	2/3/10	PORTLAND	W	118-105	21-6		30-18	Salt Lake City	Okur - 26	L. Aldridge - 27	19,911
49	2/6/10	DENVER	W	116-106	22-6		31-18	Salt Lake City	Kirilenko/Williams - 22	T. Lawson - 25	19,911
50	2/9/10	@ LA. Clippers	W	109-99		10-12	32-18	Los Angeles	Boozer - 34	K. Kaman - 19	15,467
51	2/10/10	LA. LAKERS	L	81-96	22-7		32-19	Salt Lake City	Kirilenko - 17	L. Odum - 25	19,911
52	2/16/10	@ Houston	W	104-95		11-12	33-19	Houston	Okur - 21	D. Andersen/A. Brooks - 18	14,942
53	2/17/10	@ New Orleans	W	98-90		12-12	34-19	New Orleans	Millsap - 24	D. Collins/P. Stojakovic - 24	13,561
54	2/19/10	@ Golden State	W	100-89		13-12	35-19	Oakland	Boozer - 30	C.J. Watson - 22	18,322
55	2/21/10	@ Portland	W*	93-89		14-12	36-19	Portland	Boozer - 32	B. Roy - 23	20,565
56	2/22/10	ATLANTA	L	100-105	22-8		36-20	Salt Lake City	Millsap - 14	J. Johnson - 28	19,911
57	2/24/10	CHARLOTTE	W	102-93	23-8		37-20	Salt Lake City	Boozer - 33	G. Wallace - 27	19,911
58	2/26/10	@ Sacramento	L	99-103		14-13	37-21	Sacramento	Boozer - 26	B. Udrih - 25	12,938
59	2/27/10	HOUSTON	W	133-110	24-8		38-21	Salt Lake City	Williams - 35	K. Martin - 32	19,911
60	3/1/10	@ LA. Clippers	L	104-108		14-14	38-22	Los Angeles	Boozer - 20	E. Gordon - 24	15,422
61	3/4/10	@ Phoenix	W	116-108		15-14	39-22	Phoenix	Williams - 27	A. Stoudemire - 30	17,912
62	3/6/10	LA. CLIPPERS	W	107-85	25-8		40-22	Salt Lake City	Okur - 27	D. Gooden - 20	19,911
63	3/9/10	@ Chicago	W	132-108		16-14	41-22	Chicago	Williams - 28	D. Rose - 25	18,451
64	3/10/10	@ Detroit	W	115-104		17-14	42-22	Auburn Hills, MI	Millsap/Okur/Williams - 18	C. Villanueva - 19	16,908
65	3/12/10	@ Milwaukee	L	87-95		17-15	42-23	Milwaukee	Boozer - 26	J. Salmons - 24	14,917
66	3/14/10	@ Oklahoma City	L	111-119		17-16	42-24	Oklahoma City	Matthews - 29	K. Durant - 35	18,203
67	3/15/10	WASHINGTON	W	112-89	26-8		43-24	Salt Lake City	Boozer - 23	A. Blatche - 24	19,611
68	3/17/10	MINNESOTA	W	122-100	27-8		44-24	Salt Lake City	Millsap - 21	C. Brewer/A. Jefferson - 17	19,851
69	3/19/10	@ Phoenix	L	100-110		17-17	44-25	Phoenix	Boozer - 23	A. Stoudemire - 28	18,422
70	3/20/10	NEW ORLEANS	W	106-86	28-8		45-25	Salt Lake City	Millsap - 22	M. Thornton - 22	18,766
71	3/22/10	BOSTON	W	110-97	29-8		46-25	Salt Lake City	Miles - 23	R. Allen - 15	19,911
72	3/24/10	@ Toronto	W	113-87		18-17	47-25	Toronto	Boozer/Williams - 18	C. Bosh - 20	16,178
73	3/26/10	@ Indiana	L	106-122		18-18	47-26	Indianapolis	Okur - 27	D. Granger - 44	15,463
74	3/27/10	@ Washington	W	103-87		19-18	48-26	Washington, DC	Boozer/Okur - 22	A. Blatche - 20	15,312
75	3/29/10	NEW YORK	W	103-98	30-8		49-26	Salt Lake City	Boozer - 26	A. Harrington - 26	19,911
76	3/31/10	GOLDEN STATE	W	128-104	31-8		50-26	Salt Lake City	Boozer - 25	C. Maggette - 22	19,617
77	4/2/10	@ LA. Lakers	L	92-106		19-19	50-27	Los Angeles	Boozer/Williams - 20	L. Odum - 26	18,997
78	4/6/10	OKLAHOMA CITY	W*	140-139	32-8		51-27	Salt Lake City	Williams - 42	K. Durant - 45	19,911
79	4/7/10	@ Houston	L	96-113		19-20	51-28	Houston	Boozer - 18	A. Brooks/K. Martin - 28	15,004
80	4/9/10	@ New Orleans	W	114-103		20-20	52-28	New Orleans	Williams - 27	D. Collins - 28	16,624
81	4/13/10	@ Golden State	W	103-94		21-20	53-28	Oakland	Okur - 23	D. George - 21	19,230
82	4/14/10	PHOENIX	L	86-100	32-9		53-29	Salt Lake City	Williams - 24	A. Stoudemire - 20	19,911

* Denotes number of overtime periods

BOLD indicates home sellout

VIEW HISTORY

2010-11 UTAH JAZZ

RECORD: 39-43 (.476), 4th in Northwest Division

HEAD COACH: Jerry Sloan/Tyrone Corbin

HONORS:

- Derrick Favors, All-Rookie Second Team
- Deron Williams, NBA All-Star
- Deron Williams, Player of the Month (October/November)
- Deron Williams, NBA Community Assist Award (November)
- Deron Williams, Player of the Week (11/14)

PLAYOFFS:

Did not qualify

DRAFT ADDITIONS:

- **1ST ROUND** **9TH PICK**
Gordon Hayward (F), Butler
- **2ND ROUND** **55TH PICK**
Jeremy Evans (F), Western Kentucky



2010-11 NOTES:

- Utah finished below .500 for only the second time in the last 28 years (2004-05), and the fourth time in that span the Jazz missed the playoffs.
- The Jazz missed the playoffs for the first time since 2006.
- The Jazz started the season 24-11, but finished 15-32 thereafter.
- On 2/10/11, head coach Jerry Sloan and lead assistant Phil Johnson announced their resignations and Tyrone Corbin was named the seventh head coach in Jazz history (only the fourth since the team moved to Utah in 1979).
- On 2/23/11, the Jazz traded All-Star guard Deron Williams to New Jersey in exchange for guard Devin Harris, rookie forward Derrick Favors, and two future first-round picks.
- The Jazz finished 13-3 for the month of November, the second-best November winning percentage in franchise history (11-2, .846 in 1996-97). Only twice had the Jazz ever won more than the 13 games in a month (15-2 in March 1998 and 14-1 in March 2000).
- The Jazz swept a four-game East Coast trip from 11/9-11/13/10, overcoming double-digit deficits to win each game – at Miami (trailed by 22), Orlando (18), Atlanta (11) and Charlotte (/19). It marked the second straight year the Jazz swept a four-game road trip (2/16-2/21/10), which prior to last season the team hadn't done since 1998-99.
- The Jazz became the first team in the shot clock era to win three consecutive games after trailing by at least 10 points at the half (11/6-11/10/10).
- On the season, the Jazz overcame double-digit deficits to win 15 times, overcoming 15+ point deficits on seven occasions.
- Prior to being traded, Deron Williams was selected as an NBA All-Star for the second straight season, becoming the sixth player in franchise history to be chosen multiple times (Bozzer, Dantley, K. Malone, Maravich, Stockton).
- Utah finished the season fifth in the league in assists (23.4) and third in blocks (5.9).
- Al Jefferson ranked eighth in NBA in rebounding (9.7) and ninth in blocks (1.87), and Paul Millsap ranked 10th in field goal percentage (.531).
- Jefferson was the only Jazzman to appear in all 82 games (all starts) and led the Jazz's season-ending roster in scoring (18.6), rebounding (9.7), blocked shots (1.87) and double-doubles (37).

2010-11 UTAH JAZZ FINAL STATISTICS

PLAYER	G	MIN	FIELD GOALS			3-PT. FGs.			FREE THROWS			REBOUNDS							AVERAGES					
			FGM	FGA	PCT	3FGM	3FGA	3PCT	FTH	FTH	PCT	OFF	DEF	TOT	AST	PF	DO	STL	TO	BLK	PTS	PPG	RPG	APG
Williams, Deron	53	2009	369	806	458	89	258	345	302	354	853	32	173	205	514	152	1	64	187	12	1129	21.3	3.9	9.7
At Jefferson, Al	82	2940	654	1319	496	0	---	---	220	289	761	235	559	794	149	238	3	46	105	153	1528	18.6	2.6	1.8
Meliss, Paul	76	2605	526	988	531	9	23	391	256	338	757	164	415	579	187	272	2	103	145	69	1315	17.6	9.7	2.5
Harris, Devin	17	530	83	201	413	25	70	357	77	95	811	6	34	40	92	33	0	13	49	2	268	15.8	2.4	5.4
Miles, C.J.	78	1969	366	899	407	109	339	322	159	196	811	26	201	255	135	221	0	74	93	38	1000	12.8	3.3	17.1
Kirilenko, Andrei	64	1999	253	542	467	36	98	367	208	270	770	100	227	327	192	113	1	81	117	74	750	11.7	5.1	3.0
Ball, Raja	68	2097	191	467	409	68	193	352	91	102	892	31	145	176	118	169	2	56	63	14	541	8.0	2.6	1.7
Favors, Derrick	22	444	74	140	529	0	---	---	32	57	561	45	70	115	18	63	1	11	21	27	180	8.2	5.2	0.8
Weaver, Kyle	5	69	9	25	360	3	7	429	7	8	875	2	8	10	7	0	0	2	7	2	28	5.6	2.0	1.4
Hayward, Gordon	72	1218	142	293	485	35	74	473	69	97	711	41	98	139	81	106	0	30	70	19	388	5.4	1.9	1.1
Ott, Mehmet	13	168	22	62	355	5	16	313	15	20	750	9	21	30	19	18	0	4	7	4	64	4.9	2.3	1.5
Watson, Earl	80	1567	126	307	410	36	107	336	55	82	671	52	130	182	278	146	0	61	116	17	343	4.3	2.3	3.5
Evans, Jeremy	49	463	76	115	661	0	1	000	26	37	703	36	61	97	24	50	0	17	19	7	178	3.6	2.0	0.5
Pearce, Ronnie	59	717	74	210	352	20	69	290	29	39	744	22	39	61	56	106	2	42	55	5	197	3.3	1.0	0.9
Elson, Francisco	62	610	54	113	478	0	---	---	26	31	839	35	80	115	33	84	0	21	32	14	134	2.2	1.9	0.5
Cassino, Kyrilo	53	456	44	100	440	0	1	000	18	46	391	34	74	108	18	90	0	4	25	16	106	2.0	2.0	0.3
Fosun, Marcus	4	18	2	3	667	0	0	---	0	---	0	---	0	3	3	0	0	0	1	1	4	1.0	0.8	0.0
UTAH JAZZ	82	19880	3604	6590	465	435	1256	346	1590	2681	771	898	2338	3236	1921	1865	12	629	1175	484	8153	99.4		
OPPONENTS	82	19880	2967	6460	459	592	1573	376	1777	2285	778	925	2426	3351	1700	1802	19	609	1199	411	8303	101.3		

2010-11 GAME-BY-GAME BREAKDOWN

[illegible]

2010-11 UTAH JAZZ

2010-11 UTAH JAZZ (39-43, .476) 4TH IN NORTHWEST DIVISION

GM	DATE	OPPONENT	W/L	SCORE	HOME	ROAD	TOTAL	SITE	UTA HIGH SCORER	OPP. HIGH SCORER	ATTEND
1	10/27/10	@ Denver	L	88-110		0-1	0-1	Denver	Williams - 17	C. Anthony - 23	19,155
2	10/28/10	PHOENIX	L	94-110	0-1		0-2	Salt Lake City	Jefferson - 20	S. Nash/H. Warrick - 18	19,911
3	10/31/10	@ Oklahoma City	W	120-99		1-1	1-2	Oklahoma City	Millsap - 30	K. Durant - 28	18,203
4	11/3/10	TORONTO	W	125-108	1-1		2-2	Salt Lake City	Jefferson - 27	A. Bargnani - 26	17,802
5	11/5/10	@ Golden State	L	78-85		1-2	2-3	Oakland, CA	Williams - 23	M. Ellis - 23	17,902
6	11/6/10	LA. CLIPPERS	W**	109-107	2-1		3-3	Salt Lake City	Williams - 30	E. Gordon - 27	19,911
7	11/9/10	@ Miami	W*	116-114		2-2	4-3	Miami	Millsap - 46	D. Wade - 39	19,600
8	11/10/10	@ Orlando	W	104-94		3-2	5-3	Orlando	Williams - 30	V. Carter - 20	18,846
9	11/12/10	@ Atlanta	W	90-86		4-2	6-3	Atlanta	Williams - 24	J. Johnson - 23	17,069
10	11/13/10	@ Charlotte	W	96-95		5-2	7-3	Charlotte	Jefferson - 19	S. Jackson - 24	15,486
11	11/15/10	OKLAHOMA CITY	L	108-115	2-2		7-4	Salt Lake City	Williams - 31	K. Durant - 30	19,911
12	11/17/10	NEW JERSEY	W	98-88	3-2		8-4	Salt Lake City	Williams - 23	A. Morrow - 24	19,314
13	11/19/10	SAN ANTONIO	L	82-94	3-3		8-5	Salt Lake City	Williams - 23	T. Parker - 24	19,332
14	11/20/10	@ Portland	W	103-94		6-2	9-5	Portland	Miles - 25	L. Aldridge - 24	20,533
15	11/22/10	SACRAMENTO	W	94-83	4-3		10-5	Salt Lake City	Miles - 20	D. Cousins - 18	18,698
16	11/24/10	NEW ORLEANS	W	105-87	5-3		11-5	Salt Lake City	Williams - 26	C. Paul - 17	19,237
17	11/26/10	LA. LAKERS	W	102-96	6-3		12-5	Salt Lake City	Williams - 29	K. Bryant - 31	19,911
18	11/28/10	@ LA. Clippers	W	109-97		7-2	13-5	Los Angeles	Williams - 26	B. Griffin - 35	17,085
19	11/29/10	MILWAUKEE	W	109-88	7-3		14-5	Salt Lake City	Jefferson/Williams - 22	B. Jennings - 27	18,497
20	12/1/10	INDIANA	W	110-88	8-3		15-5	Salt Lake City	Williams - 24	D. Collison - 16	18,732
21	12/3/10	DALLAS	L	81-93	8-4		15-6	Salt Lake City	Millsap - 21	D. Nowitzki - 26	19,623
22	12/6/10	MEMPHIS	W	94-85	9-4		16-6	Salt Lake City	Williams - 27	M. Conley - 19	19,131
23	12/8/10	MIAMI	L	98-111	9-5		16-7	Salt Lake City	Jefferson - 25	L. James - 33	19,911
24	12/10/10	ORLANDO	W	117-105	10-5		17-7	Salt Lake City	Williams - 32	J. Nelson - 19	18,765
25	12/11/10	@ Dallas	L	97-103		7-3	17-8	Dallas	Williams - 34	D. Nowitzki - 31	20,074
26	12/13/10	GOLDEN STATE	W	108-95	11-5		18-8	Salt Lake City	Williams - 30	D. Wright - 20	19,176
27	12/17/10	@ New Orleans	L	71-100		7-4	18-9	New Orleans	Millsap - 14	D. West - 23	14,414
28	12/18/10	@ Milwaukee	W	95-86		8-4	19-9	Milwaukee	Williams - 22	A. Bogut - 19	16,004
29	12/20/10	@ Cleveland	W	101-90		9-4	20-9	Cleveland	Miles - 22	D. Gibson - 29	20,562
30	12/22/10	@ Minnesota	W	112-107		10-4	21-9	Minneapolis	Williams - 25	K. Love - 25	15,809
31	12/27/10	PORTLAND	L	91-96	11-6		21-10	Salt Lake City	Williams - 31	L. Aldridge - 26	19,911
32	12/29/10	@ LA. Clippers	W	103-95		11-4	22-10	Los Angeles	Jefferson - 31	B. Griffin - 30	19,060
33	12/30/10	@ Portland	L	89-100		11-5	22-11	Portland	Williams - 19	W. Matthews - 30	20,652
34	1/1/11	MEMPHIS	W	98-92	12-6		23-11	Salt Lake City	Millsap - 22	Z. Randolph - 27	19,732
35	1/3/11	DETROIT	W	102-97	13-6		24-11	Salt Lake City	Williams - 22	T. Prince - 26	19,911
36	1/5/11	ATLANTA	L	87-110	13-7		24-12	Salt Lake City	Kirinlenko/Williams - 19	R. Johnson - 28	19,911
37	1/7/11	@ Memphis	L	99-110		11-6	24-13	Memphis	Millsap - 20	R. Gay - 28	14,781
38	1/8/11	@ Houston	W*	103-99		12-6	25-13	Houston	Millsap - 27	L. Scola - 24	16,113
39	1/12/11	NEW YORK	W	131-125	14-7		26-13	Salt Lake City	Miles/Williams - 24	S. Williams - 25	19,911
40	1/14/11	CLEVELAND	W	121-99	15-7		27-13	Salt Lake City	Williams - 26	A. Jamison - 26	19,911
41	1/17/11	@ Washington	L	101-108		12-7	27-14	Washington, DC	Williams - 28	N. Young - 25	14,925
42	1/19/11	@ New Jersey	L	95-103		12-8	27-15	Newark, NJ	Jefferson - 21	B. Lopez - 20	13,251
43	1/21/11	@ Boston	L	86-110		12-9	27-16	Boston	Watson - 12	K. Garnett - 21	18,624
44	1/22/11	@ Philadelphia	L	85-96		12-10	27-17	Philadelphia	Williams - 20	A. Igoudala - 22	14,036
45	1/25/11	@ LA. Lakers	L	91-120		12-11	27-18	Los Angeles	Williams - 17	K. Bryant - 21	18,997
46	1/26/11	SAN ANTONIO	L	105-112		15-8	27-19	Salt Lake City	Williams - 39	M. Ginobili - 26	19,911
47	1/28/11	MINNESOTA	W	108-100	16-8		28-19	Salt Lake City	Millsap - 30	K. Love - 22	19,911
48	1/30/11	@ Golden State	L	81-96		12-12	28-20	Oakland, CA	Jefferson - 16	S. Curry - 27	18,187
49	1/31/11	CHARLOTTE	W	83-78	17-8		29-20	Salt Lake City	Jefferson - 21	S. Johnson - 24	19,499
50	2/2/11	HOUSTON	L	96-97	17-9		29-21	Salt Lake City	Jefferson/Millsap - 20	K. Martin - 22	19,619
51	2/4/11	@ Denver	W	113-106		13-12	30-21	Denver	Jefferson - 28	C. Anthony - 31	19,155
52	2/5/11	OKLAHOMA CITY	L	105-121	17-10		30-22	Salt Lake City	Millsap - 34	R. Westbrook - 33	19,711
53	2/7/11	@ Sacramento	W	107-104		14-12	31-22	Sacramento	Jefferson - 23	D. Cousins - 25	11,509
54	2/9/11	CHICAGO	L	86-91	17-11		31-23	Salt Lake City	Jefferson - 26	D. Rose - 29	19,911
55	2/11/11	PHOENIX	L	83-95	17-12		31-24	Salt Lake City	Miles/Williams - 19	S. Nash - 18	19,911
56	2/15/11	@ Phoenix	L	101-102		14-13	31-25	Phoenix	Jefferson - 32	C. Fyfe - 31	16,874
57	2/16/11	GOLDEN STATE	L	100-107	17-13		31-26	Salt Lake City	Jefferson - 23	M. Ellis - 35	19,911
58	2/23/11	@ Dallas	L	99-118		14-14	31-27	Dallas	Jefferson - 30	D. Nowitzki - 23	20,379
59	2/25/11	@ Indiana	W	95-84		15-14	32-27	Indianapolis	Jefferson - 30	D. Granger - 17	16,205
60	2/26/11	@ Detroit	L	116-120		15-15	32-28	Auburn Hills, MI	Millsap - 23	R. Stuckey - 28	18,564
61	2/28/11	BOSTON	L	102-107	17-14		32-29	Salt Lake City	Jefferson - 28	R. Allen - 25	19,911
62	3/3/11	DENVER	L	101-103	17-15		32-30	Salt Lake City	Miles - 22	T. Lawson - 23	19,524
63	3/5/11	SACRAMENTO	W*	109-102	18-15		33-30	Salt Lake City	Jefferson - 27	M. Thornton - 22	19,911
64	3/7/11	@ New York	L	109-131		15-16	33-31	New York City	Jefferson - 36	C. Anthony - 34	19,763
65	3/9/11	@ Toronto	W	96-94		16-16	34-31	Toronto	Jefferson - 34	D. DeFozza - 17	14,425
66	3/11/11	@ Minnesota	L	101-122		16-17	34-32	Minneapolis	Hayward - 18	K. Love - 24	18,534
67	3/12/11	@ Chicago	L	100-118		16-18	34-33	Chicago	Jefferson - 33	L. Deng/D. Rose - 26	22,885
68	3/14/11	PHILADELPHIA	W*	112-107	19-15		35-33	Salt Lake City	Jefferson - 30	A. Igoudala - 23	19,632
69	3/16/11	MINNESOTA	W	119-104	20-15		36-33	Salt Lake City	Miles - 40	K. Love - 22	19,465
70	3/20/11	@ Houston	L	108-110		16-19	36-34	Houston	Millsap - 35	K. Martin - 34	14,459
71	3/21/11	@ Memphis	L	85-103		16-20	36-35	Memphis	Millsap - 15	Z. Randolph - 19	12,688
72	3/23/11	@ Oklahoma City	L	94-106		16-21	36-36	Oklahoma City	Jefferson - 32	R. Westbrook - 31	18,203
73	3/24/11	NEW ORLEANS	L*	117-121	20-16		36-37	Salt Lake City	Millsap - 33	D. West - 29	18,840
74	3/26/11	DALLAS	L	77-94	20-17		36-38	Salt Lake City	Jefferson - 21	J. Terry - 22	19,649
75	3/28/11	WASHINGTON	L*	95-100	20-18		36-39	Salt Lake City	Miles - 17	J. Wall - 28	19,724
76	4/1/11	LA. LAKERS	L	85-96	20-19		36-40	Salt Lake City	Miles - 24	K. Bryant - 21	19,911
77	4/3/11	@ Sacramento	L	97-106		16-22	36-41	Sacramento	Millsap - 21	T. Evans - 27	17,215
78	4/5/11	@ LA. Lakers	W	86-85		17-22	37-41	Los Angeles	Hayward/Millsap - 22	K. Bryant - 20	18,997
79	4/7/11	PORTLAND	L	87-98	20-20		37-42	Salt Lake City	Harris - 26	G. Wallace - 29	18,831
80	4/9/11	@ San Antonio	L	102-111		17-23	37-43	San Antonio	Jefferson - 23	R. Jefferson - 20	18,802
81	4/11/11	@ New Orleans	W	90-78		18-23	38-43	New Orleans	Harris/Miles - 18	C. Paul - 15	12,558
82	4/13/11	DENVER	W	107-103	21-20		39-43	Salt Lake City	Hayward - 34	W. Chandler - 27	19,051

* Denotes number of overtime periods

BOLD indicates home sellout

HISTORY

HISTORY

[illegible]

2011-12 UTAH JAZZ

2011-12 UTAH JAZZ (36-30, .545) 3RD IN NORTHWEST DIVISION

GM	DATE	OPPONENT	W/L	SCORE	HOME	ROAD	TOTAL	SITE	UTA HIGH SCORER	OPP. HIGH SCORER	ATTEND
1	12/27/11	@ LA Lakers	L	71-96		0-1	0-1	Los Angeles	Millsap - 18	K. Bryant - 26	18,997
2	12/28/11	@ Denver	L	100-117		0-2	0-2	Denver	Jefferson - 19	Nene - 25	19,155
3	12/30/11	PHILADELPHIA	W	102-99	1-0	0-2	1-2	Salt Lake City	Favors - 20	J. Holiday - 22	19,911
4	12/31/11	@ San Antonio	L	89-104		0-3	1-3	San Antonio	Jefferson - 21	M. Ginobili - 23	17,769
5	1/2/12	NEW ORLEANS	W	94-90	2-0		2-3	Salt Lake City	Jefferson - 22	J. Jack - 27	19,159
6	1/3/12	MILWAUKEE	W	85-73	3-0		3-3	Salt Lake City	Jefferson - 26	D. Gooden - 24	17,756
7	1/6/12	MEMPHIS	W	94-85	4-0		4-3	Salt Lake City	Jefferson - 20	T. Allen/M. Gasol - 21	19,503
8	1/7/12	@ Golden State	W	88-87		1-3	5-3	Oakland, CA	Hayward - 18	M. Ellis - 32	19,596
9	1/10/12	CLEVELAND	W	113-105	5-0		6-3	Salt Lake City	Jefferson - 30	A. Jamison - 22	17,859
10	1/11/12	LA LAKERS	L*	87-90	5-1		6-4	Salt Lake City	Millsap - 29	K. Bryant - 40	19,642
11	1/14/12	NEW JERSEY	W	107-94	6-1		7-4	Salt Lake City	Jefferson - 20	K. Humphries - 18	19,557
12	1/15/12	@ Denver	W	106-96		2-3	8-4	Denver	Millsap - 26	D. Gallinari/Nenê - 18	16,208
13	1/17/12	LA CLIPPERS	W	108-79	7-1		9-4	Salt Lake City	Millsap - 20	C. Butler - 14	19,371
14	1/19/12	DALLAS	L	91-94	7-2		9-5	Salt Lake City	Jefferson - 23	S. Marion - 22	19,911
15	1/21/12	MINNESOTA	W	108-98	8-2		10-5	Salt Lake City	Millsap - 26	R. Rubio - 17	19,911
16	1/25/12	TORONTO	L**	106-111	8-3		10-6	Salt Lake City	Millsap - 31	A. Bargnani/L. Kleiza - 25	19,802
17	1/27/12	@ Dallas	L	101-116		2-4	10-7	Dallas	Millsap - 20	R. Beaubois - 22	20,096
18	1/28/12	SACRAMENTO	W	96-93	9-3		11-7	Salt Lake City	Hayward - 21	T. Evans - 31	19,911
19	1/30/12	PORTLAND	W	93-89	10-3		12-7	Salt Lake City	Millsap - 19	L. Aldridge - 25	19,328
20	2/1/12	LA CLIPPERS	L	105-107	10-4		12-8	Salt Lake City	Jefferson - 27	C. Paul - 34	19,637
21	2/2/12	@ Golden State	L	101-119		2-5	12-9	Oakland, CA	Hayward - 21	M. Ellis - 33	18,123
22	2/4/12	LA LAKERS	W	96-87	11-4		13-9	Salt Lake City	Jefferson - 18	K. Bryant - 26	19,642
23	2/6/12	@ New York	L	88-99		2-6	13-10	New York City	Jefferson - 22	J. Lin - 28	19,763
24	2/7/12	@ Indiana	L	99-104		2-7	13-11	Indianapolis	Millsap - 18	D. Collison - 25	11,006
25	2/10/12	OKLAHOMA CITY	L	87-101	11-5		13-12	Salt Lake City	Jefferson - 20	R. Westbrook - 28	19,911
26	2/12/12	@ Memphis	W	98-88		3-7	14-12	Memphis	Hayward - 23	R. Gay - 22	14,424
27	2/13/12	@ New Orleans	L	80-86		3-8	14-13	New Orleans	Favors/Jefferson - 14	C. Kaman - 27	13,562
28	2/14/12	@ Oklahoma City	L	85-111		3-9	14-14	Oklahoma City	Jefferson - 15	J. Harden - 22	18,203
29	2/17/12	WASHINGTON	W	114-100	12-5		15-14	Salt Lake City	Jefferson - 34	J. Wall - 24	18,719
30	2/19/12	@ Houston	L	85-101		3-10	15-15	Houston	Jefferson - 23	K. Lowry - 32	16,764
31	2/20/12	SAN ANTONIO	L	102-106	12-6		15-16	Salt Lake City	Jefferson - 20	T. Parker - 23	19,105
32	2/22/12	@ Minnesota	L	98-100		3-11	15-17	Minneapolis	Millsap - 25	J. Barea - 22	18,776
33	2/28/12	@ Sacramento	L	96-103		3-12	15-18	Sacramento	Harris - 18	D. Cousins - 22	13,896
34	2/29/12	HOUSTON	W	104-83	13-6		16-18	Salt Lake City	Miles - 27	L. Scola - 18	18,816
35	3/2/12	MIAMI	W	99-98	14-6		17-18	Salt Lake City	Jefferson - 20	L. James - 35	19,911
36	3/3/12	@ Dallas	L	96-102		3-13	17-19	Dallas	Millsap - 24	D. Nowitzki - 40	20,560
37	3/5/12	@ Cleveland	W	109-100		4-13	18-19	Cleveland	Jefferson - 25	K. Irving/A. Jamison - 22	13,190
38	3/7/12	@ Charlotte	W	99-93		5-13	19-19	Charlotte	Jefferson - 31	C. Maggette - 25	10,891
39	3/9/12	@ Philadelphia	L	91-104		5-14	19-20	Philadelphia	Millsap - 15	L. Williams/T. Young - 21	18,512
40	3/10/12	@ Chicago	L	97-111		5-15	19-21	Chicago	Millsap - 26	C. Boozer - 27	22,158
41	3/12/12	DETROIT	W	105-90	15-6		20-21	Salt Lake City	Jefferson - 33	R. Stuckey - 29	19,393
42	3/14/12	@ Phoenix	L	111-120		5-16	20-22	Phoenix	Jefferson/Millsap - 18	C. Frye - 26	14,076
43	3/15/12	MINNESOTA	W*	111-105	16-6		21-22	Salt Lake City	Hayward - 26	K. Love - 25	18,053
44	3/17/12	GOLDEN STATE	W*	99-92	17-6		22-22	Salt Lake City	Favors - 23	N. Robinson - 19	17,854
45	3/18/12	@ LA Lakers	W	103-99		6-16	23-22	Los Angeles	Millsap - 24	A. Bynum - 33	18,997
46	3/20/12	OKLAHOMA CITY	W	97-90	18-6		24-22	Salt Lake City	Millsap - 20	R. Westbrook - 23	18,138
47	3/22/12	@ Sacramento	W	103-102		7-16	25-22	Sacramento	Jefferson - 26	T. Evans - 25	11,646
48	3/23/12	DENVER	W	121-102	19-6		26-22	Salt Lake City	Jefferson - 23	A. Harrington - 20	19,250
49	3/25/12	@ Atlanta	L****	133-139		7-17	26-23	Atlanta	Jefferson - 28	J. Johnson - 37	13,544
50	3/26/12	@ New Jersey	W	105-84		8-17	27-23	Newark	Millsap - 24	G. Green - 20	10,310
51	3/28/12	@ Boston	L	82-94		8-18	27-24	Boston	Hayward - 19	K. Garnett - 23	18,624
52	3/30/12	SACRAMENTO	L	103-104	19-7		27-25	Salt Lake City	Jefferson - 27	D. Cousins - 27	19,911
53	3/31/12	@ LA Clippers	L	96-105		8-19	27-26	Los Angeles	Jefferson - 26	C. Paul - 26	19,060
54	4/2/12	@ Portland	W	102-97		9-19	28-26	Portland	Millsap - 31	W. Matthews - 33	20,050
55	4/4/12	PHOENIX	L	105-107	19-8		28-27	Salt Lake City	Millsap - 25	M. Redd - 19	19,911
56	4/6/12	GOLDEN STATE	W	104-98	20-8		29-27	Salt Lake City	Jefferson - 30	D. Lee - 26	18,933
57	4/8/12	@ San Antonio	L	104-114		9-20	29-28	San Antonio	Jefferson - 19	T. Parker - 28	18,581
58	4/9/12	SAN ANTONIO	W	91-84	21-8		30-28	Salt Lake City	Harris - 25	G. Neal/T. Splitter - 14	19,911
59	4/11/12	@ Houston	W	103-91		10-20	31-28	Houston	Hayward - 29	G. Dragic - 19	18,623
60	4/13/12	@ New Orleans	L	85-96		10-21	31-29	New Orleans	Millsap - 27	E. Gordon - 25	16,326
61	4/14/12	@ Memphis	L	98-103		10-22	31-30	Memphis	Harris - 20	R. Gay - 26	17,190
62	4/16/12	DALLAS	W***	123-121	22-8		32-30	Salt Lake City	Jefferson - 28	D. Nowitzki - 40	19,363
63	4/18/12	@ Portland	W	112-91		11-22	33-30	Portland	Harris - 27	W. Matthews - 21	20,545
64	4/21/12	ORLANDO	W*	117-107	23-8		34-30	Salt Lake City	Harris - 21	J. Nelson - 23	19,911
65	4/24/12	PHOENIX	W	100-88	24-8		35-30	Salt Lake City	Millsap - 26	J. Dudley/M. Redd - 15	19,580
66	4/26/12	PORTLAND	W	96-94	25-8		36-30	Salt Lake City	Burks - 18	J.J. Hickson - 20	19,554

* Denotes number of overtime periods

BOLD indicates home sellout

HISTORY

2012-13 UTAH JAZZ

RECORD: 43-39 (.524), 3rd in Northwest Division

HEAD COACH: Tyrone Corbin

HONORS:

• Al Jefferson, Player of the Week (4/1)

PLAYOFFS:

Did not qualify

DRAFT ADDITIONS:

• 2ND ROUND 47TH PICK

Kevin Murphy (G), Tennessee Tech



2012-13 NOTES:

- Utah finished with a winning record for the 25th time in the last 28 years, and with a .500 or better record for the 28th time in the last 30 years.
- The Jazz finished ninth in the Western Conference, trailing the seventh-seeded L.A. Lakers and eighth-seeded Houston (both 45-37) by two games.
- The team won nine of its final 12 games of the season to earn a shot at the playoffs entering the very last day.
- The Jazz beat 11 of the 16 playoff teams, and seven of the eight qualifiers in the Western Conference.
- The Jazz shattered the franchise record for three-pointers made in a season, finishing with 507 (previous record was 432 in 2009-10).
- As a team, the Jazz ranked fourth in the NBA in blocked shots.
- Utah finished with the second-most comeback wins in the NBA (14 times the Jazz came back from 10 points or more and rallied to win).
- Al Jefferson was named the Western Conference Player of the Week for games played from March 25-31 after averaging 19.8 points, 8.3 rebounds, 1.5 assists, 2.25 steals and 1.50 blocks for the week while leading the Jazz to a perfect 4-0 record.
- Randy Foye shattered the franchise record for three-pointers made in a season, hitting a career-high 178 (previous Jazz mark was 129 set by Mehmet Okur in 2006-07).
- Foye finished the season ranked seventh in the NBA with 178 three-point makes.
- Randy Foye tied Jeff Hornacek's franchise record for three-pointers made in a game, hitting 8-9 from downtown vs. Brooklyn (3/30). He also set the franchise record for three-pointers made in a half (7) and tied the record for a quarter (6) that game.
- Al Jefferson registered 40 points, 13 rebounds, six assists and 19 made shots vs. Minnesota (4/12). Big Al tied his career-high for points, set a new career-high for field goals and his season-high for assists. He became the first Jazzman to record at least 40 points, 10 rebounds and five assists in a game since Karl Malone (4/19/95 vs. Houston).

2012-13 UTAH JAZZ FINAL STATISTICS

PLAYER	G	MIN	FIELD GOALS			3-PT. FGS.			FREE THROWS			REBOUNDS		TOT	AST	PF	DO	STL	TO	BLK	AVERAGES			
			FGM	FGA	PCT	3FGM	3FGA	PCT	FIM	FIA	PCT	OFF	DEF								PTS	PPG	RPG	APG
Jefferson, Al	78	2578	611	1236	.494	2	17	.118	167	217	.770	156	564	720	164	170	0	80	105	89	1391	17.8	9.2	2.1
Millsap, Paul	78	2375	429	875	.490	13	39	.333	264	356	.742	177	377	554	201	232	1	102	138	80	1135	14.6	7.1	2.6
Hayward, Gordon	72	2104	336	773	.435	102	246	.415	243	294	.827	51	174	225	213	125	1	58	120	38	1017	14.1	3.1	3.0
Foye, Randy	82	2249	293	738	.397	178	434	.410	118	144	.819	17	110	127	167	190	1	66	92	27	882	10.8	1.5	2.0
Favors, Derrick	77	1787	274	568	.482	0	5	.000	179	260	.688	184	362	546	75	247	3	67	129	130	727	9.4	7.1	1.0
Williams, Mo	46	1418	229	533	.430	59	154	.383	75	85	.882	24	86	110	285	105	0	46	125	9	592	12.9	2.4	6.2
Williams, Marvin	73	1727	199	470	.423	54	166	.325	77	99	.778	55	208	263	77	98	0	37	60	38	529	7.2	3.6	1.1
Kanter, Enes	70	1078	206	379	.544	1	1	1.000	93	117	.795	135	169	304	31	116	0	28	101	32	506	7.2	4.3	0.4
Burks, Alec	64	1137	163	388	.420	33	92	.359	92	129	.713	37	108	145	92	114	0	35	74	13	451	7.0	2.3	1.4
Carroll, DelMarre	66	1111	149	324	.460	20	70	.286	75	98	.765	87	101	188	61	119	2	58	34	24	393	6.0	2.8	0.9
Tinsley, Jamaal	66	1221	86	234	.368	39	127	.307	18	26	.692	17	98	115	290	106	0	64	106	14	229	3.5	1.7	4.4
Watson, Earl	48	829	37	120	.308	5	28	.179	17	25	.680	23	64	87	190	94	0	40	69	8	96	2.0	1.8	4.0
Evans, Jeremy	37	215	27	44	.614	0	1	.000	21	33	.636	26	32	58	11	30	0	8	8	13	75	2.0	1.6	0.3
Murphy, Kevin	17	52	7	28	.250	1	5	.200	0	0	---	0	4	4	2	4	0	1	3	0	15	0.9	0.2	0.1
UTAH JAZZ	82	19880	3046	6710	.454	507	1385	.366	1439	1883	.764	989	2457	3446	1859	1750	8	690	1210	515	8038	98.0		
OPPONENTS	82	19880	3003	6550	.458	560	1513	.370	1479	1953	.757	901	2446	3347	1689	1670	7	640	1206	480	8045	98.1		

2012-13 GAME-BY-GAME BREAKDOWN

	W	L	VS. ATLANTIC	W	L	VS. CENTRAL	W	L	VS. SOUTHEAST	W	L	VS. NORTHWEST	W	L	VS. PACIFIC	W	L	VS. SOUTHWEST	W	L		
RECORD	43	39	Boston	0	2	Chicago	0	2	Atlanta	0	2	Denver	1	3	Golden State	2	1	Dallas	2	1		
Home	30	11	Brooklyn	2	0	Cleveland	1	1	Charlotte	2	0	Minnesota	4	0	L.A. Clippers	0	4	Houston	1	3		
Road	13	28	New York	0	2	Detroit	2	0	Miami	1	1	Oklahoma City	1	3	L.A. Lakers	2	1	Memphis	1	3		
October	1	0	Philadelphia	1	1	Indiana	1	0	Orlando	2	0	Portland	3	1	Phoenix	3	1	New Orleans	3	1		
November	8	8	Toronto	2	0	Milwaukee	1	1	Washington	2	0	Sacramento	2	2	San Antonio	1	2					
December	6	9																				
January	10	4																				
February	6	6																				
March	7	9																				
April	5	3																				
			VS. ATLANTIC	5	5	VS. CENTRAL	5	5	VS. SOUTHEAST	7	3	VS. NORTHWEST	9	7	VS. PACIFIC	9	9	VS. SOUTHWEST	8	10		
			VS. EAST 17 13																		VS. WEST 26 26	

2012-13 UTAH JAZZ

2012-13 UTAH JAZZ (43-39, .545) 3RD IN NORTHWEST DIVISION

GM.	DATE	OPPONENT	W/L	SCORE	HOME	ROAD	TOTAL	SITE	UTA HIGH SCORER	OPP. HIGH SCORER	ATTEND
1	10/31/12	DALLAS	W	113-94	1-0	1-0	1-0	Salt Lake City	Ma Williams/Mo Williams - 21	D. Collison - 17	17,634
2	11/2/12	@ New Orleans	L	86-88		0-1	1-1	New Orleans	Foye - 20	R. Anderson/R. Lopez - 19	14,147
3	11/3/12	@ San Antonio	L	100-110		0-2	1-2	San Antonio	Mo Williams - 29	T. Parker - 24	18,581
4	11/5/12	@ Memphis	L	94-103		0-3	1-3	Memphis	Hayward - 19	M. Gasol - 22	17,401
5	11/7/12	LA. LAKERS	W	95-86	2-0	2-3	2-3	Salt Lake City	Jefferson - 18	K. Bryant - 29	19,911
6	11/9/12	@ Denver	L	84-104		0-4	2-4	Denver	Hayward - 15	C. Brewer - 20	15,523
7	11/10/12	PHOENIX	W	94-81	3-0	3-4	3-4	Salt Lake City	Jefferson - 27	L. Scola - 21	19,100
8	11/12/12	@ Toronto	W***	140-133		1-4	4-4	Toronto	Millisp - 34	D. DeRozan - 37	18,230
9	11/14/12	@ Boston	L	93-98		1-5	4-5	Boston	Millisp - 20	P. Pierce - 23	18,624
10	11/16/12	@ Philadelphia	L	93-99		1-6	4-6	Philadelphia	Millisp - 22	J. Holiday - 26	15,851
11	11/17/12	@ Washington	W	83-76		2-6	5-6	Washington, DC	Jefferson - 21	J. Crawford - 20	16,210
12	11/19/12	HOUSTON	W	102-91	4-0	6-6	6-6	Salt Lake City	Hayward - 15	P. Patterson - 19	19,197
13	11/23/12	SACRAMENTO	W	104-102	5-0	7-6	7-6	Salt Lake City	Hayward - 23	T. Evans - 19	18,000
14	11/24/12	@ Sacramento	L	97-108		2-7	7-7	Sacramento	Foye - 17	T. Evans - 27	12,239
15	11/26/12	DENVER	W	105-103	6-0	8-7	8-7	Salt Lake City	Jefferson - 28	K. Faried - 21	18,776
16	11/28/12	@ New Orleans	W	96-84		3-7	9-7	New Orleans	Jefferson - 19	R. Lopez/G. Vasquez - 18	10,693
17	11/30/12	@ Oklahoma City	L	94-106		3-8	9-8	Oklahoma City	Kanter - 18	K. Durant - 25	18,203
18	12/1/12	@ Houston	L	116-124		3-9	9-9	Houston	Hayward - 21	P. Patterson - 20	14,432
19	12/3/12	LA. CLIPPERS	L	104-105	6-1	9-10	9-10	Salt Lake City	Mo Williams - 20	B. Griffin - 30	19,067
20	12/5/12	ORLANDO	W	87-81	7-1	10-10	10-10	Salt Lake City	Jefferson - 31	G. Davis - 18	18,078
21	12/7/12	TORONTO	W	131-99	8-1	11-10	11-10	Salt Lake City	Millisp - 20	A. Bargnani - 20	18,069
22	12/9/12	@ LA. Lakers	W	117-110		4-9	12-10	Los Angeles	Millisp - 24	K. Bryant - 34	18,997
23	12/12/12	SAN ANTONIO	W	99-96	9-1	13-10	13-10	Salt Lake City	Millisp - 24	T. Duncan/T. Parker - 22	18,710
24	12/14/12	@ Phoenix	L	84-99		4-10	13-11	Phoenix	Jefferson - 14	J. Dudley - 22	14,182
25	12/15/12	MEMPHIS	L	86-99	9-2	13-12	13-12	Salt Lake City	Jefferson - 21	Z. Randolph - 25	18,183
26	12/18/12	@ Brooklyn	L	92-90		5-11	14-12	Brooklyn, NY	Mo Williams - 19	J. Johnson - 21	15,835
27	12/19/12	@ Indiana	L	84-104		5-11	14-13	Indianapolis	Favors - 16	G. Green - 21	13,559
28	12/22/12	@ Miami	L	89-105		5-12	14-14	Miami	Ma Williams - 16	L. James - 30	20,087
29	12/23/12	@ Orlando	W	97-93		6-12	15-14	Orlando	Millisp - 18	A. Affalo - 20	17,721
30	12/26/12	GOLDEN STATE	L	83-94	9-3	15-15	15-15	Salt Lake City	Jefferson - 18	S. Curry - 23	19,404
31	12/28/12	LA. CLIPPERS	L	114-116	9-4	15-16	15-16	Salt Lake City	Foye - 28	C. Paul - 29	19,911
32	12/30/12	@ LA. Clippers	L	96-107		6-13	15-17	Los Angeles	Jefferson - 30	C. Butler - 29	19,111
33	1/2/13	MINNESOTA	W	106-84	10-4	16-17	16-17	Salt Lake City	Hayward - 17	K. Love/A. Slived - 13	19,120
34	1/4/13	@ Phoenix	W	87-80		7-13	17-17	Phoenix	Jefferson - 21	M. Gortat - 18	14,874
35	1/5/13	@ Denver	W	91-110		7-14	17-18	Denver	Millisp - 15	D. Gallinari - 26	19,155
36	1/7/13	DALLAS	W	100-94	11-4	18-18	18-18	Salt Lake City	Hayward - 27	D. Nowitzki - 20	18,600
37	1/9/13	@ Charlotte	W	112-102		8-14	19-18	Charlotte	Jefferson - 26	B. Gordon - 20	13,347
38	1/11/13	@ Atlanta	L	95-103		8-15	19-19	Atlanta	Foye - 25	D. Harris - 24	12,064
39	1/12/13	@ Detroit	W	90-87		9-15	20-19	Auburn Hills, MI	Jefferson - 20	B. Knight - 16	18,441
40	1/14/13	MIAMI	W	104-97	12-4	21-19	21-19	Salt Lake City	Jefferson - 23	L. James - 32	19,911
41	1/19/13	CLEVELAND	W	109-98	13-4	22-19	22-19	Salt Lake City	Foye - 20	D. Walters - 23	19,911
42	1/23/13	WASHINGTON	W	92-88	14-4	23-19	23-19	Salt Lake City	Millisp - 16	M. Webster - 15	18,158
43	1/25/13	@ LA. Lakers	L	84-102		9-16	23-20	Los Angeles	Favors - 14	D. Howard/M. World Peace - 17	18,997
44	1/26/13	INDIANA	W*	114-110	15-4	24-20	24-20	Salt Lake City	Jefferson - 25	D. West - 24	19,201
45	1/28/13	HOUSTON	L	80-125	15-5	24-21	24-21	Salt Lake City	Foye - 12	J. Harden - 25	18,387
46	1/30/13	NEW ORLEANS	W	104-99	16-5	25-21	25-21	Salt Lake City	Millisp - 25	G. Vasquez - 17	17,490
47	2/1/13	PORTLAND	W	86-77	17-5	26-21	26-21	Salt Lake City	Jefferson - 21	D. Lillard - 26	19,512
48	2/2/13	@ Portland	L	99-105		9-17	26-22	Portland	Foye - 23	D. Lillard - 23	20,376
49	2/4/13	SACRAMENTO	W*	98-91	18-5	27-22	27-22	Salt Lake City	Foye - 20	J. Thompson - 23	17,742
50	2/6/13	MILWAUKEE	W	100-86	19-5	28-22	28-22	Salt Lake City	Jefferson/Millisp - 19	E. Iyassova/B. Jennings - 17	18,571
51	2/8/13	CHICAGO	L	89-93	19-6	28-23	28-23	Salt Lake City	C. Boozer - 12	C. Boozer - 19	19,911
52	2/9/13	@ Sacramento	L	109-120		9-18	28-24	Sacramento	Burks - 26	I. Thomas - 25	16,193
53	2/12/13	OKLAHOMA CITY	W	109-94	20-6	29-24	29-24	Salt Lake City	Jefferson - 23	K. Durant - 33	18,552
54	2/13/13	@ Minnesota	W	97-93		10-18	30-24	Minneapolis	Millisp - 21	D. Williams - 24	13,117
55	2/19/13	GOLDEN STATE	W	115-101	21-6	31-24	31-24	Salt Lake City	Jefferson - 24	S. Curry - 29	18,231
56	2/23/13	@ LA. Clippers	L	94-107		10-19	31-25	Los Angeles	Hayward - 23	C. Butler - 21	19,165
57	2/25/13	BOSTON	L*	107-110	21-7	31-26	31-26	Salt Lake City	Hayward - 26	P. Pierce - 26	19,911
58	2/27/13	ATLANTA	L	91-102	21-8	31-27	31-27	Salt Lake City	Jefferson - 26	A. Horford - 34	19,267
59	3/1/13	CHARLOTTE	W	98-68	22-8	32-27	32-27	Salt Lake City	Kanter - 23	B. Mullens - 12	17,691
60	3/4/13	@ Milwaukee	L*	108-109		10-20	32-28	Milwaukee	Favors - 23	M. Ellis - 34	13,926
61	3/6/13	@ Cleveland	L	101-104		10-21	32-29	Cleveland	Hayward - 25	K. Irving - 20	12,124
62	3/8/13	@ Chicago	L	88-89		10-22	32-30	Chicago	Jefferson - 23	M. Belinelli/C. Boozer - 22	21,842
63	3/9/13	@ New York	L	84-113		10-23	32-31	New York	Burks - 14	J.R. Smith - 24	19,033
64	3/11/13	DETROIT	W	103-90	23-8	33-31	33-31	Salt Lake City	Mo Williams - 20	J. Jerabek/G. Monroe - 15	18,568
65	3/13/13	@ Oklahoma City	L	87-110		10-24	33-32	Oklahoma City	Hayward - 20	K. Durant - 23	18,203
66	3/16/13	MEMPHIS	W	90-84	24-8	34-32	34-32	Salt Lake City	Hayward - 17	J. Bayless - 24	17,122
67	3/18/13	NEW YORK	L	83-90	24-9	34-33	34-33	Salt Lake City	Hayward - 17	J.R. Smith - 20	18,494
68	3/20/13	@ Houston	L	93-100		10-25	34-34	Houston	Hayward - 27	J. Harden - 29	15,739
69	3/22/13	@ San Antonio	L*	97-104		10-26	34-35	San Antonio	Mo Williams - 23	T. Parker - 22	18,581
70	3/24/13	@ Dallas	L	108-113		10-27	34-36	Dallas	Kanter - 17	M. James - 19	19,821
71	3/25/13	PHILADELPHIA	W	107-91	25-9	35-36	35-36	Salt Lake City	Hayward - 15	D. Wright - 19	17,336
72	3/27/13	PHOENIX	W	103-88	26-9	36-36	36-36	Salt Lake City	Hayward/Jefferson - 25	W. Johnson - 22	16,949
73	3/29/13	@ Portland	L	105-95		11-27	37-36	Portland	Mo Williams - 28	D. Lillard - 24	19,527
74	3/30/13	BROOKLYN	W	116-107	27-9	38-36	38-36	Salt Lake City	Foye - 26	B. Lopez - 27	18,008
75	4/1/13	PORTLAND	W	112-102	28-9	39-36	39-36	Salt Lake City	Jefferson - 24	W. Matthews - 23	18,336
76	4/3/13	DENVER	L	96-113	28-10	39-37	39-37	Salt Lake City	Hayward - 18	D. Gallinari - 21	17,654
77	4/5/13	NEW ORLEANS	W	95-83	29-10	40-37	40-37	Salt Lake City	Hayward - 23	A. Davis - 24	18,023
78	4/7/13	@ Golden State	W	97-90		12-27	41-37	Oakland, CA	Mo Williams - 25	S. Curry - 22	19,596
79	4/9/13	OKLAHOMA CITY	L	80-90	29-11	41-38	41-38	Salt Lake City	Jefferson - 19	R. Westbrook - 25	19,610
80	4/12/13	MINNESOTA	W	107-100	30-11	42-38	42-38	Salt Lake City	Jefferson - 40	J.J. Barea - 23	19,609
81	4/15/13	@ Minnesota	W	96-80		13-27	43-38	Minneapolis	Jefferson - 22	D. Williams - 18	17,009
82	4/17/13	@ Memphis	L	70-86		13-28	43-39	Memphis	Jefferson - 22	Z. Randolph - 25	16,777

* Denotes number of overtime periods

BOLD indicates home sellout

HISTORY

2013-14 UTAH JAZZ

RECORD: 25-57 (.305), 5th in Northwest Division

HEAD COACH: Tyrone Corbin

HONORS:

- Trey Burke, All-Rookie First Team
- Trey Burke, Rookie of the Month (December, January, April)

PLAYOFFS:

Did not qualify

DRAFT ADDITIONS:

• None on the Jazz roster (see trades below)



2013-14 NOTES:

- The Jazz acquired the draft rights to guard Trey Burke (selected ninth overall) from Minnesota and center Rudy Gobert (selected 27th overall) from Denver in separate deals during the 2013 NBA Draft.
- Utah finished below .500 for the first time since 2010-11 and just the third time in the last 31 seasons, missing the playoffs for the second straight season, the first time missing out in consecutive seasons since three straight from 2003-06.
- The Jazz defeated six playoff teams (four Eastern Conference, two Western Conference), including a win over two-time defending NBA Champion Miami Heat for the fifth straight season.
- The Jazz shattered the franchise record for three-pointers made for the second straight season, hitting 543-of-1577, topping 2012-13's previous high marks of 507-of-1385.
- Trey Burke became the ninth player in Jazz franchise history to be named to an NBA All-Rookie Team, and the sixth to be selected to the First Team.
- Trey Burke was named Western Conference Rookie of the Month (December, January, April) three times, becoming the first player in Jazz history to win multiple Rookie of the Month awards, and just the second Jazzman to win monthly rookie honors (Karl Malone, December 1985).
- Burke also teamed with Portland's Damian Lillard to win the 2014 Taco Bell Skills Challenge during NBA All-Star Weekend in New Orleans, and also participated in the 2014 NBA Rising Stars Challenge.
- Derrick Favors finished the season ranked in the league's top 25 in four different statistical categories: 14th in blocks (1.5), 19th in both offensive rebounds (2.7) and field goal percentage (.522), and 23rd in rebounding (8.7).
- Gordon Hayward averaged career-highs of 16.2 points, 5.1 rebounds, 5.2 assists and 1.4 steals in 36.4 minutes (10th in NBA) to become just the second player in Jazz franchise history to average at least 16/5/5 in a season (Pete Maravich in 1974-75 and 1976-77).
- Hayward was one of just five players in the NBA to average at least 15/5/5 during the 2013-14 season (LeBron James, Michael Carter-Williams, Kevin Durant and Russell Westbrook)
- Hayward scored a career-high 37 points (13-16 FG) with a team-high 11 rebounds and seven assists during Utah's 112-101 victory over Oklahoma City on Jan. 7, scoring the Jazz's final 17 points to become the first NBA player since LeBron James (vs. NJ, 4/16/12) to score his team's last 17 points in a game.
- Following the season (April 21), the Jazz announced that Tyrone Corbin would not return as head coach.

2013-14 UTAH JAZZ FINAL STATISTICS

PLAYER	G	MIN	FIELD GOALS					3-PT. FGS.					FREE THROWS			REBOUNDS					AVERAGES					
			FGM	FGA	PCT	3FGM	3FGA	3PCT	FIM	FTA	PCT	OFF	DEF	TOT	AST	PF	DO	STL	TO	BLK	PTS	PPG	RPG	APG		
Hayward, Gordon	77	2800	426	1032	.413	85	280	.304	311	381	.816	62	329	391	400	155	0	110	212	40	1248	16.2	5.1	5.2		
Burke, Alec	78	2193	380	831	.457	50	143	.350	279	373	.748	59	198	257	212	190	2	69	149	14	1089	14.0	3.3	2.7		
Kanter, Enes	80	2138	419	853	.491	0	1	.000	149	204	.730	222	376	598	75	230	1	28	144	42	987	12.3	7.5	0.9		
Favors, Derrick	73	2201	390	747	.522	0	1	.000	190	284	.669	199	438	637	91	236	2	75	129	108	970	13.3	8.7	1.2		
Burke, Trey	70	2262	341	897	.380	111	336	.330	102	113	.903	37	171	208	396	145	1	42	131	6	895	12.8	3.0	5.7		
Jefferson, Richard	82	2213	294	654	.450	123	301	.409	120	162	.741	18	201	219	130	168	0	56	94	14	831	10.1	2.7	1.6		
Williams, Marvin	66	1674	231	526	.439	84	234	.359	57	73	.781	82	252	334	78	151	3	54	53	31	603	9.1	5.1	1.2		
Evans, Jeremy	66	1209	175	332	.527	0	2	.000	51	75	.680	120	190	310	44	139	2	42	40	46	401	6.1	4.7	0.7		
Garrett, Diante	71	1048	101	265	.381	36	96	.375	10	12	.833	11	86	97	120	75	0	41	75	5	248	3.5	1.4	1.7		
Lucas III, John	42	591	62	190	.326	25	84	.298	10	16	.625	12	27	39	42	41	0	14	22	0	159	3.8	0.9	1.0		
Gobert, Rudy	45	434	36	74	.486	0	0	---	32	65	.492	51	104	155	7	57	2	8	32	41	104	2.3	3.4	0.2		
Harris, Mike	20	225	29	61	.475	0	2	.000	26	27	.963	15	18	33	5	36	2	16	11	7	84	4.2	1.7	0.3		
Rush, Brandon	38	418	30	90	.333	16	47	.340	3	5	.600	5	39	44	24	31	0	5	20	9	79	2.1	1.2	0.6		
Clark, Ian	23	172	26	67	.388	11	31	.355	5	7	.714	3	16	19	15	24	0	8	14	2	68	3.0	0.8	0.7		
Thomas, Malcolm	7	48	6	12	.500	1	4	.250	0	0	---	4	8	12	2	5	0	0	8	1	13	1.9	1.7	0.3		
Tinsley, Jamal	8	110	4	20	.200	1	15	.067	0	0	---	2	9	11	23	10	0	2	9	0	9	1.1	1.4	2.9		
Biedins, Andris	6	45	1	1	1.000	0	0	---	1	6	.167	2	15	17	0	6	0	0	2	0	3	0.5	2.8	0.0		
UTAH JAZZ	82	19780	2951	6652	.444	543	1577	.344	1346	1803	.747	904	2477	3381	1664	1699	15	570	1200	366	7791	95.0				
OPPONENTS	82	19780	3138	6639	.473	599	1591	.376	1504	1945	.773	846	2640	3486	1788	1673	10	617	1034	401	8379	102.2				

2013-14 GAME-BY-GAME BREAKDOWN

	W	L	VS. ATLANTIC	W	L	VS. CENTRAL	W	L	VS. SOUTHEAST	W	L	VS. NORTHWEST	W	L	VS. PACIFIC	W	L	VS. SOUTHWEST	W	L
RECORD	25	57	Boston	1	1	Chicago	1	1	Atlanta	0	2	Denver	2	2	Golden State	0	4	Dallas	0	4
Home	16	25	Brooklyn	0	2	Cleveland	0	2	Charlotte	2	0	Minnesota	1	3	L.A. Clippers	0	3	Houston	1	2
Road	9	32	New York	0	2	Detroit	1	1	Miami	1	1	Oklahoma City	0	4	L.A. Lakers	2	2	Memphis	0	3
October	0	1	Philadelphia	2	0	Indiana	0	2	Orlando	2	0	Portland	1	3	Phoenix	2	2	New Orleans	2	2
November	3	14	Toronto	0	2	Milwaukee	1	1	Washington	1	1	Sacramento	2	1	San Antonio	0	4			
December	7	9																		
January	6	6																		
February	5	7																		
March	2	15																		
April	2	5																		
			VS. ATLANTIC	3	7	VS. CENTRAL	3	7	VS. SOUTHEAST	6	4	VS. NORTHWEST	4	12	VS. PACIFIC	6	12	VS. SOUTHWEST	3	15
									VS. EAST	12	18							VS. WEST	13	39

2013-14 UTAH JAZZ (25-57, 305) 5TH IN NORTHWEST DIVISION

GM	DATE	OPPONENT	W/L	SCORE	HOME	ROAD	TOTAL	SITE	UTA HIGH SCORER	OPP. HIGH SCORER	ATTEND
1	10/30/13	OKLAHOMA CITY	L	98-101	0-1		0-1	Salt Lake City	Burks - 24	K. Durant - 42	19,911
2	11/1/13	@ Phoenix	L	84-87		0-1	0-2	Phoenix	Kanter - 20	E. Bledsoe - 18	14,662
3	11/2/13	HOUSTON	L	93-104	0-2		0-3	Salt Lake City	Jefferson - 18	C. Parsons - 24	19,498
4	11/5/13	@ Brooklyn	L	88-104		0-2	0-4	Brooklyn, NY	Hayward - 22	B. Lopez - 27	17,732
5	11/6/13	@ Boston	L	87-97		0-3	0-5	Boston	Hayward - 28	B. Bass - 20	17,130
6	11/8/13	@ Chicago	L	73-97		0-4	0-6	Chicago	Hayward - 15	L. Deng - 19	21,946
7	11/9/13	@ Toronto	L	91-115		0-5	0-7	Toronto	Hayward - 24	T. Hansbrough - 23	17,211
8	11/11/13	DENVER	L	81-100	0-3		0-8	Salt Lake City	Hayward - 22	T. Lawson - 17	16,866
9	11/13/13	NEW ORLEANS	W	111-105	1-3		1-8	Salt Lake City	Hayward - 27	A. Davis - 29	16,717
10	11/15/13	SAN ANTONIO	L	82-91	1-4		1-9	Salt Lake City	Favors - 20	T. Parker - 22	17,530
11	11/16/13	@ Golden State	L	88-102		0-6	1-10	Oakland, CA	Favors - 17	K. Thompson - 25	19,596
12	11/18/13	GOLDEN STATE	L	87-98	1-5		1-11	Salt Lake City	Hayward - 18	S. Curry - 22	16,051
13	11/20/13	@ New Orleans	L	98-105		0-7	1-12	New Orleans	Kanter - 19	A. Davis - 22	13,203
14	11/22/13	@ Dallas	L	93-103		0-8	1-13	Dallas	Williams - 19	M. Ellis - 26	19,781
15	11/24/13	@ Oklahoma City	L	73-95		0-9	1-14	Oklahoma City	Gobert/Kanter - 10	K. Durant - 19	18,203
16	11/25/13	CHICAGO	W*	89-83	2-5		2-14	Salt Lake City	Williams - 17	C. Boozer - 26	18,936
17	11/29/13	PHOENIX	L	101-112	2-6		2-15	Salt Lake City	Williams - 18	Mark. Morris - 23	18,435
18	11/30/13	@ Phoenix	W	112-104		1-9	3-15	Phoenix	Burke - 20	G. Dragic - 24	12,967
19	12/2/13	HOUSTON	W	109-103	3-6		4-15	Salt Lake City	Hayward - 29	J. Harden - 37	15,801
20	12/4/13	INDIANA	L	86-95	3-7		4-16	Salt Lake City	Favors - 22	P. George - 19	15,519
21	12/6/13	@ Portland	L	98-130		1-10	4-17	Portland	Burks - 16	W. Matthews - 24	18,833
22	12/7/13	SACRAMENTO	L*	102-112	3-8		4-18	Salt Lake City	Hayward - 22	D. Cousins - 28	16,500
23	12/9/13	PORTLAND	L	94-105	3-9		4-19	Salt Lake City	Burks - 20	L. Aldridge - 24	17,555
24	12/11/13	@ Sacramento	W	122-101		2-10	5-19	Sacramento	Jefferson - 20	D. Cousins - 21	15,198
25	12/13/13	@ Denver	W	103-93		3-10	6-19	Denver	Hayward - 30	W. Chandler/J. Hamilton - 17	15,616
26	12/14/13	SAN ANTONIO	L	84-100	3-10		6-20	Salt Lake City	Burke - 20	T. Duncan - 22	19,330
27	12/16/13	@ Miami	L	94-117		3-11	6-21	Miami	Burks - 31	L. James - 30	19,600
28	12/18/13	@ Orlando	W	86-82		4-11	7-21	Orlando	Burke - 30	J. Nelson - 17	15,574
29	12/20/13	@ Atlanta	L	85-118		4-12	7-22	Atlanta	Burks/Kanter - 13	L. Williams - 25	11,150
30	12/21/13	@ Charlotte	W	88-85		5-12	8-22	Charlotte	Burke - 20	K. Walker - 20	18,078
31	12/23/13	@ Memphis	L	94-104		5-13	8-23	Memphis	Burke/Jefferson - 18	Z. Randolph - 22	16,665
32	12/27/13	LA LAKERS	W	105-103	4-10		9-23	Salt Lake City	Hayward - 24	N. Young - 21	19,911
33	12/28/13	@ LA Clippers	L	90-98		5-14	9-24	Los Angeles	Kanter - 17	B. Griffin - 40	18,278
34	12/30/13	CHARLOTTE	W	83-80	5-10		10-24	Salt Lake City	Burke - 21	S. Randolph - 19	19,125
35	1/2/14	MILWAUKEE	W	96-87	6-10		11-24	Salt Lake City	Hayward - 22	L. Sanders - 16	16,012
36	1/3/14	@ LA Lakers	L	99-110		5-15	11-25	Los Angeles	Hayward - 22	P. Gasol - 23	18,997
37	1/7/14	OKLAHOMA CITY	W	112-101	7-10		12-25	Salt Lake City	Hayward - 37	K. Durant - 48	18,547
38	1/10/14	CLEVELAND	L	102-113	7-11		12-26	Salt Lake City	Jefferson - 18	K. Irving - 25	18,480
39	1/13/14	DENVER	W	118-103	8-11		13-26	Salt Lake City	Burks - 34	T. Lawson - 23	17,232
40	1/15/14	@ San Antonio	L	105-109		5-16	13-27	San Antonio	Kanter - 25	T. Parker - 25	17,917
41	1/17/14	@ Detroit	W	110-89		6-16	14-27	Auburn Hills, MI	Burke - 20	R. Stuckey - 21	18,528
42	1/18/14	@ Minnesota	L	72-98		6-17	14-28	Minneapolis	Burks - 18	N. Pekovic - 27	17,111
43	1/21/14	MINNESOTA	L	97-112	8-12		14-29	Salt Lake City	Hayward - 27	C. Brewer/K. Love - 19	16,387
44	1/25/14	WASHINGTON	W	104-101	9-12		15-29	Salt Lake City	Kanter - 24	T. Anze - 23	17,754
45	1/27/14	SACRAMENTO	W	106-99	10-12		16-29	Salt Lake City	Favors - 17	J. Thompson - 19	16,663
46	1/31/14	GOLDEN STATE	L	90-95	10-13		16-30	Salt Lake City	Burks - 26	S. Curry - 44	19,911
47	2/1/14	@ LA Clippers	L	87-102		6-18	16-31	Los Angeles	Burke - 23	J. Crawford - 27	19,060
48	2/3/14	TORONTO	L	79-94	10-14		16-32	Salt Lake City	Williams - 23	D. DeRozan - 23	17,139
49	2/7/14	@ Dallas	L	81-103		6-19	16-33	Dallas	Williams - 21	M. Ellis - 22	19,928
50	2/8/14	MIAMI	W	94-89	11-14		17-33	Salt Lake City	Williams - 23	D. Wade - 19	19,911
51	2/11/14	@ LA Lakers	W	96-79		7-19	18-33	Los Angeles	Burks - 24	C. Kaman - 25	18,209
52	2/12/14	PHILADELPHIA	W	105-100	12-14		19-33	Salt Lake City	Burks - 26	E. Turner - 21	19,368
53	2/19/14	BROOKLYN	L	99-105	12-15		19-34	Salt Lake City	Burks - 23	J. Johnson - 27	17,386
54	2/21/14	@ Portland	L	94-102		7-20	19-35	Portland	Kanter - 25	D. Lillard - 28	19,998
55	2/22/14	MINNESOTA	L	104-121	12-16		19-36	Salt Lake City	Kanter - 25	K. Love - 37	19,323
56	2/24/14	BOSTON	W	110-98	13-16		20-36	Salt Lake City	Burks - 21	J. Green/K. Olynyk - 11	17,130
57	2/26/14	PHOENIX	W	109-86	14-16		21-36	Salt Lake City	Hayward/Jefferson - 17	G. Green - 17	19,639
58	2/28/14	@ Cleveland	L	79-99		7-21	21-37	Cleveland	Hayward - 18	K. Irving - 21	18,601
59	3/2/14	@ Indiana	L	91-94		7-22	21-38	Indianapolis	Hayward - 21	D. West - 25	18,165
60	3/3/14	@ Milwaukee	L	88-114		7-23	21-39	Milwaukee	Burks - 19	E. Ilyasova - 31	10,022
61	3/5/14	@ Washington	L	91-104		7-24	21-40	Washington, DC	Burks - 17	T. Anze - 26	13,911
62	3/7/14	@ New York	L	81-108		7-25	21-41	New York	Burks/Hayward - 18	C. Anthony - 29	19,812
63	3/8/14	@ Philadelphia	W	104-92		8-25	22-41	Philadelphia	Hayward - 22	T. Wroten - 30	13,569
64	3/10/14	ATLANTA	L	110-112	14-17		22-42	Salt Lake City	Burks - 23	K. Koner - 26	17,774
65	3/12/14	DALLAS	L	101-108	14-18		22-43	Salt Lake City	Burke - 20	D. Nowitzki - 31	17,982
66	3/14/14	LA CLIPPERS	L	87-96	14-19		22-44	Salt Lake City	Burke/Favors - 18	B. Griffin - 20	19,381
67	3/16/14	@ San Antonio	L	104-122		8-26	22-45	San Antonio	Favors - 28	M. Ginobili - 21	18,242
68	3/17/14	@ Houston	L	86-124		8-27	22-46	Houston	Burks/Favors - 15	T. Jones - 30	18,156
69	3/19/14	@ Memphis	L	86-96		8-28	22-47	Memphis	Burke/Burks/Hayward - 16	Z. Randolph - 21	17,011
70	3/22/14	ORLANDO	W	89-88	15-19		23-47	Salt Lake City	Jefferson - 21	V. Oladipo - 19	19,228
71	3/24/14	DETROIT	L	91-114	15-20		23-48	Salt Lake City	Hayward - 32	A. Drummond/R. Stuckey - 19	17,595
72	3/26/14	MEMPHIS	L	87-91	15-21		23-49	Salt Lake City	Favors - 22	Z. Randolph - 22	19,081
73	3/28/14	@ New Orleans	L	95-102		8-29	23-50	New Orleans	Hayward - 21	T. Evans - 27	17,699
74	3/30/14	@ Oklahoma City	L	96-116		8-30	23-51	Oklahoma City	Kanter - 18	K. Durant - 31	18,203
75	3/31/14	NEW YORK	L	83-92	15-22		23-52	Salt Lake City	Hayward - 18	C. Anthony - 34	18,653
76	4/4/14	NEW ORLEANS	W	100-96	16-22		24-52	Salt Lake City	Burks/Hayward - 21	A. Morrow - 26	19,681
77	4/6/14	@ Golden State	L	102-130		8-31	24-53	Oakland, CA	Burke/Burks - 24	K. Thompson - 33	19,596
78	4/8/14	DALLAS	L	83-95	16-23		24-54	Salt Lake City	Favors - 19	D. Nowitzki - 21	18,102
79	4/11/14	PORTLAND	L	99-111	16-24		24-55	Salt Lake City	Favors - 21	W. Matthews - 21	19,248
80	4/12/14	@ Denver	L	94-101		8-32	24-56	Denver	Hayward - 23	R. Foye - 26	18,832
81	4/14/14	LA LAKERS	W	104-119	16-25		24-57	Salt Lake City	Burks - 22	N. Young - 41	19,911
82	4/16/14	@ Minnesota	W**	136-130		9-32	25-57	Minneapolis	Burke - 32	K. Martin - 36	14,155

* Denotes number of overtime periods

BOLD indicates home sellout

2014-15 UTAH JAZZ

RECORD: 38-44 (.463), 3rd in Northwest Division

HEAD COACH: Quin Snyder

HONORS:

• Rodney Hood, Rookie of the Month (April)

PLAYOFFS:

Did not qualify

DRAFT ADDITIONS:

• **1ST ROUND** 5TH PICK
Danté Exum (G), Australia
• **1ST ROUND** 23RD PICK
Rodney Hood (G/F), Duke



2014-15 NOTES:

- The Jazz saw a +13 win increase over 2013-14, posting a 38-44 record after 25-57 the year prior (sixth best win increase in the NBA).
- Utah recorded a 19-10 (.655) record after the All-Star break (sixth-best win percentage in NBA, fifth in Western Conference).
- Utah finished the season ranked first in opponent points allowed in the NBA (94.9 points/game) and were the only team to hold teams under 90 points/game after the All-Star break (89.0).
- Utah's 94.9 points allowed per game ranks eighth all-time in Jazz history and is the first time since the 2005-06 season a Jazz team has held opponents under 95-or-fewer points in 82 games.
- The Jazz held opponents under 90 points 27 times (most in NBA) and seven opponents under 80 (also most in NBA).
- Utah held six opponents to season-low scoring totals throughout the season (CHI, 1/7 - 66, BKN, 1/24 - 73, POR, 2/20 - 76, SAS, 2/23 - 81, CHA, 3/16 - 66, LAL 3/19 - 73).
- The Jazz set a franchise record for the third-straight season with 61.0 three-point field goals, which was 67 more makes than the previous record set in 2013-14 (543).
- Utah's roster ranked first in the NBA for the youngest roster with an average age of 23.5.
- Trey Burke, Danté Exum and Rudy Gobert all participated at the 2015 Rising Stars Challenge during NBA All-Star weekend in Brooklyn, while Burke also took part in the Skills Challenge.
- Rudy Gobert finished second in the NBA with 189 blocked shots (third in NBA at 2.30/game) and recorded an NBA-best 134 blocks after the All-Star break.
- Gobert became only the third player in Jazz history to block 180-plus shots in a season (Mark Eaton - 10 times, Andrei Kirilenko - two times).
- Gobert blocked a career and Jazz season-high seven shots on 1/9/15 at Oklahoma City joining Andrei Kirilenko as the only Jazz players to ever record seven blocks, seven rebounds, three steals and three assists in a game.
- Gobert (189 blocks) and Derrick Favors (123) became the first Jazz duo since 2003-04 to both finish with 100-or-more blocks in a season (Andrei Kirilenko-215 and Greg Ostertag-139).
- Gordon Hayward averaged a team and career-high 19.3 points to become just the third player in NBA history to increase his season scoring average by at least two points per game four consecutive seasons (Kobe Bryant, Gary Payton).
- Hayward scored in double figures in 69 of 76 games, reaching 20-plus points 38 times and 30-plus on seven occasions, after topping 30 a total of four times in his first four seasons.
- Derrick Favors became one of only four Jazz players to ever average 16-plus points, eight-or-more rebounds and at least one-and-a-half blocks per game, averaging 16.0 points, 8.2 rebounds and 1.7 blocks.

2014-15 UTAH JAZZ FINAL STATISTICS

PLAYER	G	FIELD GOALS					3-PT. FGS.			FREE THROWS			REBOUNDS		TOT	AST	PF	DO	STL	TO	BLK	AVERAGES			
		MIN	FGM	FGA	PCT	3FGM	3FGA	3PCT	FIM	FIA	PCT	OFF	DEF	PTS								PPG	RPG	APG	
Hayward, Gordon	76	2618	484	1087	.445	120	330	.364	375	462	.812	54	319	373	313	131	0	108	206	30	1463	19.3	4.9	4.1	
Favors, Derrick	74	2280	482	918	.525	1	6	.167	222	332	.669	196	411	607	112	210	0	60	121	123	1187	16.0	8.2	1.5	
Burke, Trey	76	2288	370	1005	.368	124	390	.318	109	145	.752	31	173	204	328	119	0	65	124	15	973	12.8	2.7	4.3	
Gobert, Rudy	82	2158	258	427	.604	0	2	.000	170	273	.623	265	510	775	109	175	1	64	111	189	686	8.4	9.5	1.3	
Kanter, Elnes	49	1326	286	582	.491	13	41	.317	93	118	.788	147	237	384	26	114	2	23	93	16	678	13.8	7.8	0.5	
Booker, Trevor	79	1564	226	464	.487	29	84	.345	86	148	.581	139	258	397	83	144	1	43	88	41	567	7.2	5.0	1.1	
Hood, Rodney	50	1064	155	374	.414	62	170	.365	61	80	.763	9	108	117	83	119	0	30	45	12	433	8.7	2.3	1.7	
Ingles, Joe	79	1673	147	354	.415	72	202	.356	30	40	.750	22	153	175	182	124	1	72	98	10	396	5.0	2.2	2.3	
Exum, Danté	82	1817	145	416	.349	83	264	.314	20	32	.625	27	104	131	198	147	0	41	118	14	393	4.8	1.6	2.4	
Burks, Alec	27	899	121	300	.403	26	68	.382	106	129	.822	19	95	114	82	64	0	17	52	5	374	13.9	4.2	3.0	
Milaps, Elijah	47	924	81	238	.340	28	90	.311	58	86	.674	28	122	150	58	124	0	56	67	16	248	5.3	3.2	1.2	
Evans, Jeremy	38	266	32	58	.552	2	5	.400	24	29	.828	26	45	71	13	29	0	11	5	12	90	2.4	1.9	0.3	
Johnson, Chris	12	211	31	64	.484	13	38	.342	6	6	1.000	3	15	18	7	18	0	12	6	0	81	6.8	1.5	0.6	
Cotton, Bryce	15	159	29	69	.420	7	20	.350	15	18	.833	3	15	18	15	6	0	4	12	0	80	5.3	1.2	1.0	
Novak, Steve	22	109	16	35	.457	16	33	.485	0	2	.000	1	15	16	6	13	0	0	3	1	48	2.2	0.7	0.3	
Clark, Ian	23	161	15	44	.341	9	25	.360	5	5	1.000	4	9	13	10	12	0	6	7	2	44	1.9	0.6	0.4	
Croley, Jack	16	87	9	22	.409	0	0	---	9	21	.429	10	15	25	1	23	0	6	3	3	27	1.7	1.6	0.1	
Williams, Elliot	5	42	6	13	.462	5	7	.714	1	2	.500	0	3	3	4	1	0	2	4	0	18	3.6	0.6	0.7	
Jennett, Grant	3	26	4	9	.444	0	2	.000	1	1	1.000	1	4	5	2	4	0	2	1	0	9	3.0	1.7	0.7	
Christopher, Patrick	4	29	3	12	.250	0	4	.000	0	0	.000	2	4	6	0	6	0	1	1	0	6	1.5	1.5	0.0	
Benimoun, Jaelle	2	3	0	0	---	0	0	---	0	0	---	1	2	3	0	0	0	0	1	0	0	0.0	1.5	0.0	
Murry, Touré	1	1	0	1	.000	0	0	---	0	0	---	0	0	0	0	0	0	0	0	0	0	0.0	0.0	0.0	
UTAH JAZZ	82	19705	2900	6492	.447	610	1781	.343	1391	1929	.721	988	2617	3605	1632	1583	5	623	1256	489	7801	95.1			
OPPONENTS	82	19705	2935	6587	.446	604	1670	.362	1309	1760	.744	811	2406	3217	1594	1604	7	674	1076	382	7783	94.9			

2014-15 GAME-BY-GAME BREAKDOWN

	W	L	VS. ATLANTIC	W	L	VS. CENTRAL	W	L	VS. SOUTHEAST	W	L	VS. NORTHWEST	W	L	VS. PACIFIC	W	L	VS. SOUTHWEST	W	L
RECORD	38	44	Boston	0	2	Chicago	1	1	Atlanta	0	2	Denver	2	2	Golden State	1	3	Dallas	1	3
Home	21	20	Brooklyn	2	0	Cleveland	1	1	Charlotte	1	1	Minnesota	3	1	LA. Clippers	0	4	Houston	1	3
Road	17	24	New York	2	0	Detroit	2	0	Miami	1	1	Oklahoma City	2	2	LA. Lakers	2	1	Memphis	2	2
October	0	2	Philadelphia	2	0	Indiana	0	2	Orlando	1	1	Portland	2	2	Phoenix	1	2	New Orleans	1	2
November	5	10	Toronto	0	2	Milwaukee	2	0	Washington	0	2				Sacramento	3	1	San Antonio	2	1
December	6	9																		
January	6	9																		
February	6	5																		
March	10	6																		
April	5	3																		

VS. ATLANTIC 6 4 VS. CENTRAL 6 4 VS. SOUTHEAST 3 7 VS. NORTHWEST 9 7 VS. PACIFIC 7 11 VS. SOUTHWEST 7 11
VS. EAST 15 15 VS. WEST 23 29

2014-15 UTAH JAZZ

2014-15 UTAH JAZZ (38-44, .463) 3RD IN NORTHWEST DIVISION

GM	DATE	OPPONENT	W/L	SCORE	HOME	ROAD	TOTAL	SITE	UTA HIGH SCORER	OPP. HIGH SCORER	ATTEND
1	10/29/14	HOUSTON	L	93-104	0-1		0-1	Salt Lake City	Burks-18	D. Howard-22	19,911
2	10/30/14	@ Dallas	L	102-120		0-1	0-2	Dallas	Favors-17	D. Nowitzki/C. Parsons-21	19,697
3	11/1/14	PHOENIX	W	118-91	1-1		1-2	Salt Lake City	Favors-32	G. Green-16	17,721
4	11/3/14	@ L.A. Clippers	L	101-107		0-2	1-3	Los Angeles	Hayward-27	B. Griffin-31	19,060
5	11/5/14	CLEVELAND	W	102-100	2-1		2-3	Salt Lake City	Favors/Hayward-21	K. Irving-34	19,911
6	11/7/14	DALLAS	L	82-105	2-2		2-4	Salt Lake City	Burks-14	D. Nowitzki-27	18,419
7	11/9/14	@ Detroit	W	97-96		1-2	3-4	Auburn Hills, MI	Hayward-17	B. Jennings-23	12,888
8	11/10/14	@ Indiana	L	86-97		1-3	3-5	Indianapolis	Hayward-30	R. Hibbert-29	12,513
9	11/12/14	@ Atlanta	L	97-100		1-4	3-6	Atlanta	Burks-22	P. Millsap-30	12,595
10	11/14/14	@ New York	W	102-100		2-4	4-6	New York	Hayward-33	C. Anthony-46	19,812
11	11/15/14	@ Toronto	L	93-111		2-5	4-7	Toronto	Favors/Kanter-18	D. DeRozan-27	19,800
12	11/18/14	OKLAHOMA CITY	W	98-81	3-2		5-7	Salt Lake City	Burks-21	J. Lamb-19	17,190
13	11/21/14	@ Golden State	L	88-101		2-6	5-8	Oakland, CA	Kanter-18	A. Igoudala-17	19,596
14	11/22/14	NEW ORLEANS	L	94-106	3-3		5-9	Salt Lake City	Hayward-31	A. Davis-43	18,452
15	11/24/14	CHICAGO	L	95-97	3-4		5-10	Salt Lake City	Favors-21	J. Butler-25	18,904
16	11/26/14	@ Oklahoma City	L	82-97		2-7	5-11	Okahoma City	Hayward-24	R. Jackson-22	18,203
17	11/29/14	L.A. CLIPPERS	L	96-112	3-5		5-12	Salt Lake City	Hayward-30	B. Griffin-28	18,479
18	12/1/14	DENVER	L	101-103	3-6		5-13	Salt Lake City	Hayward-25	W. Chandler/T. Lawson-15	16,788
19	12/3/14	TORONTO	L	104-123	3-7		5-14	Salt Lake City	Favors/Kanter-19	K. Lowry-39	16,677
20	12/5/14	ORLANDO	L	93-98	3-8		5-15	Salt Lake City	Favors-21	T. Harris-22	18,997
21	12/8/14	@ Sacramento	L	92-101		2-8	5-16	Sacramento	Hayward-19	R. Gay-29	16,511
22	12/9/14	SAN ANTONIO	W	100-96	4-8		6-16	Salt Lake City	Favors-21	T. Duncan-23	18,382
23	12/12/14	MIAMI	L	95-100	4-9		6-17	Salt Lake City	Kanter-25	D. Wade-29	19,911
24	12/14/14	@ Washington	L	84-93		2-9	6-18	Washington, DC	Burks-19	B. Beal-22	15,220
25	12/16/14	@ New Orleans	L	111-119		2-10	6-19	New Orleans	Kanter-29	A. Davis-43	13,179
26	12/17/14	@ Miami	W	105-87		3-10	7-19	Miami	Hayward-29	D. Wade-42	19,633
27	12/19/14	@ Orlando	W	101-94		4-10	8-19	Orlando	Favors-23	T. Harris-24	16,032
28	12/20/14	@ Charlotte	L	86-104		4-11	8-20	Charlotte	Burks-21	K. Walker-20	17,384
29	12/22/14	@ Memphis	W	97-91		5-11	9-20	Memphis	Favors-23	M. Conley-28	16,991
30	12/27/14	PHILADELPHIA	W	88-71	5-9		10-20	Salt Lake City	Burke/Favors-17	T. Wroten-20	18,890
31	12/29/14	@ L.A. Clippers	L	97-101		5-12	10-21	Los Angeles	Burke-22	B. Griffin-24	19,060
32	12/30/14	MINNESOTA	W	100-94	6-9		11-21	Salt Lake City	Burke/Hayward-26	S. Muhammad-30	18,947
33	1/2/15	ATLANTA	L	92-98	6-10		11-22	Salt Lake City	Hayward-18	J. Teague-26	19,029
34	1/3/15	@ Minnesota	W	101-89		6-12	12-22	Minneapolis	Burke-28	A. Wiggins/M. Williams-20	13,702
35	1/5/15	INDIANA	L	101-105	6-11		12-23	Salt Lake City	Favors-27	R. Hibbert-22	17,378
36	1/7/15	@ Chicago	W	97-77		7-12	13-23	Chicago	Favors-20	J. Butler-16	21,379
37	1/9/15	@ Oklahoma City	L	94-99		7-13	13-24	Okahoma City	Hayward-27	K. Durant-32	18,203
38	1/10/15	@ Houston	L	82-97		7-14	13-25	Houston	Burke/Kanter-16	J. Harden-30	18,235
39	1/13/15	GOLDEN STATE	L	105-116	6-12		13-26	Salt Lake City	Favors-22	S. Curry-27	19,911
40	1/16/15	L.A. LAKERS	W	94-85	7-12		14-26	Salt Lake City	Hayward-31	N. Young-23	19,911
41	1/18/15	@ San Antonio	L	69-89		7-15	14-27	San Antonio	Gobert-13	T. Spitter-14	18,581
42	1/21/15	@ Cleveland	L	92-106		7-16	14-28	Cleveland	Kanter-24	L. James-26	20,562
43	1/22/15	@ Milwaukee	L	101-99		8-16	15-28	Milwaukee	Hayward-24	J. Dudley/B. Knight-16	12,415
44	1/24/15	BROOKLYN	W	108-73	8-12		16-28	Salt Lake City	Hayward-24	J. Jack-16	19,352
45	1/26/15	BOSTON	L	90-99	8-13		16-29	Salt Lake City	Hayward-26	T. Prince-19	18,947
46	1/28/15	L.A. CLIPPERS	L	89-94	8-14		16-30	Salt Lake City	Kanter-21	J. Crawford/C. Paul-21	16,322
47	1/30/15	GOLDEN STATE	W	110-100	9-14		17-30	Salt Lake City	Hayward-26	S. Curry-32	19,295
48	2/3/15	@ Portland	L	102-103		8-17	17-31	Portland	Hayward-27	D. Lillard-25	19,441
49	2/4/15	MEMPHIS	L	90-100	9-15		17-32	Salt Lake City	Burke-21	M. Gasol-23	19,911
50	2/6/15	@ Phoenix	L	93-100		8-18	17-33	Phoenix	Hayward-24	Mar. Morris-34	18,055
51	2/7/15	SACRAMENTO	W	102-90	10-15		18-33	Salt Lake City	Hayward-30	D. Cousins-27	19,128
52	2/9/15	@ New Orleans	W	100-96		9-18	19-33	New Orleans	Hayward-32	E. Gordon-31	15,321
53	2/11/15	@ Dallas	L	82-87		9-19	19-34	Dallas	Burke-16	J. Barea-22	19,947
54	2/20/15	PORTLAND	W	92-76	11-15		20-34	Salt Lake City	Hayward-20	D. Lillard-19	19,911
55	2/23/15	SAN ANTONIO	W	90-81	12-15		21-34	Salt Lake City	Burke-23	T. Duncan-14	18,782
56	2/25/15	L.A. LAKERS	L	97-100	12-16		21-35	Salt Lake City	Hayward-20	J. Clarkson-22	19,911
57	2/27/15	@ Denver	W	104-82		10-19	22-35	Denver	Favors-21	W. Barton-22	15,002
58	2/28/15	MILWAUKEE	W	82-75	13-16		23-35	Salt Lake City	Burke-23	K. Middleton-18	19,515
59	3/3/15	@ Memphis	W	93-82		11-19	24-35	Memphis	Favors/Hayward-21	C. Lee-18	16,779
60	3/4/15	@ Boston	L	84-85		11-20	24-36	Boston	Burke/Favors-16	I. Thomas-26	16,354
61	3/6/15	@ Philadelphia	W	89-83		12-20	25-36	Philadelphia	Hayward-25	A. Cnaan-16	15,811
62	3/8/15	@ Brooklyn	W	95-88		13-20	26-36	Brooklyn, NY	Hayward-24	B. Lopez/T. Young-19	17,041
63	3/10/15	NEW YORK	W	87-82	14-16		27-36	Salt Lake City	Favors-29	A. Shved-21	17,121
64	3/12/15	HOUSTON	W	109-91	15-16		28-36	Salt Lake City	Hayward-29	C. Brewer-25	18,781
65	3/14/15	DETROIT	W	88-85	16-16		29-36	Salt Lake City	Favors-26	G. Monroe-16	19,911
66	3/16/15	CHARLOTTE	W	94-66	17-16		30-36	Salt Lake City	Hood-24	L. Stephenson-17	16,743
67	3/18/15	WASHINGTON	L	84-88	17-17		30-37	Salt Lake City	Hayward-26	J. Wall-24	19,498
68	3/19/15	@ L.A. Lakers	W	80-73		14-20	31-37	Los Angeles	Hayward-22	T. Black-13	17,407
69	3/21/15	@ Golden State	L	91-106		14-21	31-38	Oakland, CA	Favors-21	S. Curry-24	19,596
70	3/23/15	MINNESOTA	L*	104-106	17-18		31-39	Salt Lake City	Favors-19	Z. Lillard-27	19,911
71	3/25/15	PORTLAND	L	89-92	17-19		31-40	Salt Lake City	Favors-26	D. Lillard-23	19,911
72	3/27/15	@ Denver	L	91-107		14-22	31-41	Denver	Hayward-24	T. Lawson/J. Nelson-18	15,312
73	3/28/15	OKLAHOMA CITY	W	94-89	18-19		32-41	Salt Lake City	Burke-22	R. Westbrook-37	19,911
74	3/30/15	@ Minnesota	W	104-84		15-22	33-41	Minneapolis	Hayward-22	Z. Lillard-21	12,229
75	4/1/15	DENVER	W	98-84	19-19		34-41	Salt Lake City	Gobert-20	K. Fane-19	18,275
76	4/4/15	@ Phoenix	L	85-87		15-23	34-42	Phoenix	Hayward-21	G. Green-24	18,055
77	4/5/15	@ Sacramento	L	101-95		16-23	35-42	Sacramento	Hood-25	D. Cousins-26	16,716
78	4/8/15	SACRAMENTO	W	103-91	20-19		36-42	Salt Lake City	Hood-20	Casspi/Landry/McLemore-16	18,351
79	4/10/15	MEMPHIS	L	88-89	20-20		36-43	Salt Lake City	Hayward-27	M. Gasol-22	18,873
80	4/11/15	@ Portland	W	111-105		17-23	37-43	Portland	Booker-36	D. Lillard-28	19,908
81	4/13/15	DALLAS	W	109-92	21-20		38-43	Salt Lake City	Cotton-21	J. Barea-18	19,911
82	4/15/15	@ Houston	L	91-117		17-24	38-44	Houston	Cotton-14	J. Harden-16	18,320

* Denotes number of overtime periods

BOLD indicates home sellout

HISTORY

1974-75

March 7, 1974:	New Orleans became 18th member of NBA as nine-man group headed by Fred Rosenfeld and including Andrew Martin , Sheldon Beychok , Sam Battistone , Jerold Rabin and Fred Miller , pays \$6.15 million for the expansion franchise.
May 3, 1974:	Acquired G Pete Maravich and a future draft choice (1980 third-round pick, later traded to Detroit - No. 64, Jonathan Moore) from Atlanta in exchange for a 1974 first-round pick (No. 10, Mike Sojourner), 1975 first-round pick (No. 1, David Thompson), 1975 second-round pick (No. 19, Bill Willoughby), 1976 second-round pick (No. 23, Alex English), and the second (Bob Kauffman) and third (Dean Meminger) selections in the 1974 expansion draft.
May 8, 1974:	Hired Bill Bertka as vice president of basketball operations and Barry Mendelson as vice president of business operations.
May 20, 1974:	Selected 17 players, including C/F Dennis Awtrey , G Jim Barnett , C Walt Bellamy , C/F John Block , F Barry Clemens , F E.C. Coleman , F Lamar Green , G Nate Hawthorne , F Ollie Johnson , C/F Bob Kauffman , F Toby Kimball , F Steve Kuberski , G Stu Lantz , G Dean Meminger , G Louie Nelson , F Curtis Perry , and F Bud Stallworth in the 1974 Expansion Draft ... C/F Bob Kauffman and G Dean Meminger then sent to Atlanta as stipulation of G Pete Maravich trade (see May 3, 1974).
May 28, 1974:	Named Scotty Robertson head coach ... Selected Aaron James (28th overall) in the second round, Bruce King (46th overall) in the third round, Ray Price (64th overall) in the fourth round, Ed Searcy (82nd overall) in the fifth round, Lawrence McCray (100th overall) in the sixth round, Joel Copeland (118th overall) in the seventh round, Jay Piccola (136th overall) in the eighth round, Kenny Boyd (154th overall) in the ninth round, and Walt McGary (171st overall) in the 10th round of the 1974 NBA Draft.
June 13, 1974:	Acquired C Mel "Goose" Counts from the LA. Lakers in exchange for future considerations.
June 17, 1974:	Named Don Sparks as head athletic trainer and traveling secretary.
September 11, 1974:	Named Elgin Baylor assistant coach.
September 16, 1974:	Acquired C Neal Walk and a 1975 second-round pick (traded to Milwaukee - No. 22, Clyde Mayes) from Phoenix in exchange for C/F Dennis Awtrey , G Nate Hawthorne , F Curtis Perry and a 1976 first-round pick (No. 6, Adrian Dantley) ... Acquired C/F Rick Roberson from Portland in exchange for F Barry Clemens and future considerations (1976 second-round pick from KC-Omaha - No. 20, Major Jones) ... Named Sam Jones assistant coach.
October 8, 1974:	Acquired G Russell Lee and a 1975 first-round pick (No. 7, Rich Kelley) from Milwaukee in exchange for F Steve Kuberski and a 1975 second-round pick (from Phoenix - No. 22, Clyde Mayes).
October 18, 1974:	Released C Walt Bellamy .
November 12, 1974:	Acquired G Rick Adelman from Chicago in exchange for C/F John Block .
November 17, 1974:	Dismissed Scotty Robertson as head coach and appointed Elgin Baylor interim head coach.
November 18, 1974:	Named Bill Van Breda Kolff as head coach.
November 21, 1974:	Released F Kenny Boyd and F Lamar Green .
November 24, 1974:	Released G Russell Lee .
December 4, 1974:	Dismissed Fred Rosenfeld as team president.
December 5, 1974:	Traded G Stu Lantz to the LA. Lakers in exchange for cash and future considerations.
January 21, 1975:	Signed free agent C Otto Moore .
February 1, 1975:	Acquired G Henry Bibby , a 1975 first-round pick (Detroit's, traded to KC-Omaha - No. 10, Bill Robinszine) and cash from New York in exchange for C Neal Walk and G Jim Barnett ... Acquired F Nate Williams from Kansas City-Omaha in exchange for G Rick Adelman and F Ollie Johnson ... Signed free agent G Bernie Fryer .

1975-76

- May 29, 1975: Acquired F **Ron Behagen** and a 1976 second-round pick (sent to Portland per 9/16/74 trade - No. 20, Major Jones) from Kansas City-Omaha in exchange for a 1975 first-round pick (Detroit's via New York - No. 10, **Bill Robinzine**) ... Selected **Rich Kelley** (7th overall) in the first round, **Rudy Hackett** (37th overall) in the second round, **James McElroy** (38th overall) in the third round, **Mack Coleman** (55th overall) in the fourth round, **Andre Hampton** (73rd overall) in the fifth round, **Rick Schmidt** (91st overall) in the sixth round, **Bill Higgins** (109th overall) in the seventh round, **Harvey Carmichael** (127th overall) in the eighth round, **Fred Stokes** (145th overall) in the ninth round, and **Aleksander Belov** (161st overall) in the 10th round of the 1975 NBA Draft.
- October 22, 1975: Placed C/F **Rick Roberson** on waivers.
- December 30, 1975: Selected C **Moses Malone** in the 1975 supplemental draft, thus forfeiting the team's first-round draft pick in the 1977 NBA Draft.
- January 17, 1976: Claimed G **Fred Boyd** off waivers from Philadelphia.
- February 16, 1976: Released C **Mel "Goose" Counts** ... Activated F **Ron Behagen** from the injured list.

1976-77

- June 3, 1976: Acquired 1976 second-round pick (from L.A. via Phoenix - No. 26, Jacky Dorsey) from Portland in exchange for a 1977 second-round pick (No. 28, Kim Anderson).
- June 8, 1976: Selected **Jacky Dorsey** (26th overall) in the second round, **Steve Copp** (42nd overall) in the third round, **John Service** (58th overall) in the fourth round, **Paul Griffin** (74th overall) in the fifth round, **Bernard Tomlin** (94th overall) in the sixth round, **Andy Walker** (111th overall) in the seventh round, **Richard Bryant** (128th overall) in the eighth round, **Calvin Roberson** (148th overall) in the ninth round, and **Art Johnson** (164th overall) in the 10th round of the 1976 NBA Draft.
- July 19, 1976: Signed free agent G **Gail Goodrich** (see Oct. 6, 1976).
- August 6, 1976: Jazz "pass" in the ABA dispersal draft.
- September 2, 1976: Acquired F **Sidney Wicks** from Portland in exchange for cash.
- September 17, 1976: Traded G **Henry Bibby** to Philadelphia for cash.
- October 5, 1976: Canceled F **Sidney Wicks** deal with Portland when Wicks demands a new contract.
- October 6, 1976: Sent 1977 first-round pick (No. 6, Kenny Carr), 1978 first-round pick (No. 8, **Freeman Williams**), 1979 first-round pick (No. 1, Earvin "Magic" Johnson) and 1980 second-round pick (No. 26, Sam Worthen) to L.A. Lakers and received 1977 second-round pick (No. 44, Essie Hollis) and a 1978 first-round pick (traded to Atlanta - No. 16, Jack Givens) as compensation for the Jazz signing of free agent G **Gail Goodrich**.
- October 20, 1976: Released G **Louie Nelson**.
- December 14, 1976: Dismissed **Bill Van Breda Kolff** as head coach.
- December 16, 1976: Named **Elgin Baylor** as the franchise's third head coach and signed him to a two-year contract.
- February 18, 1977: Signed free agent G **Mo Howard**.
- March 23, 1977: Released Executive Vice President **Barry Mendelson**.
- April 16, 1977: Hired New York attorney **Lewis Schaffel** as general manager ... Re-hired **Barry Mendelson** as executive vice president ... **Lee Schlesinger** and **Mark Herman** purchased 30 percent of the franchise.

1977-78

- June 1, 1977: **Andrew Martin** agrees to sell 20 percent of his ownership to the Jazz majority owners in California.
- June 10, 1977: Selected **Essie Hollis** (44th overall) in the second round, **Tony Hansen** (50th overall) in the third round, **Dennis Boyd** (72nd overall) in the fourth round, **Jim Grady** (94th overall) in the fifth round, **Wayne Golden** (116th overall) in the sixth round, **Lusia**

	Harris (137th overall) in the seventh round and Dave Speicher (157th overall) in the eighth round of the 1977 NBA Draft ... Harris became the first woman ever drafted by the NBA.
June 28, 1977:	Signed free agent F Len "Truck" Robinson to a multi-year contract (see October 3, 1977).
July 27, 1977:	Signed free agent F Gus Bailey .
August 10, 1977:	Re-signed G Pete Maravich to a five-year contract.
September 30, 1977:	Placed G Mo Howard on waivers.
October 3, 1977:	NBA awarded F Ron Behagen and \$175,000 to Atlanta as compensation for the Jazz signing F Len "Truck" Robinson ... Golden State signed F E.C. Coleman as a free agent after he and the Jazz failed to agree on a new contract (see November 2, 1977).
October 13, 1977:	Acquired C Joe C. Meriweather from Atlanta in exchange for a 1978 first-round draft pick (from L.A. Lakers - No. 16, Jack Givens) and future considerations.
October 18, 1977:	Traded Glenn Hansen to Chicago in exchange for a 1978 fourth-round pick (No. 75, Jeff Covington).
July 15, 1977:	Sent a 1978 third-round pick (No. 52, Mike Russell) to Kansas City as compensation for the Jazz signing of veteran free agent Glenn Hansen .
November 2, 1977:	Awarded Golden State's 1978 first-round pick (No. 11, James Hardy) and \$75,000 as compensation for Warriors signing of free agent F E.C. Coleman .
January 4, 1978:	Acquired G Don "Slick" Watts from Seattle in exchange for 1981 first-round draft choice (No. 5, Danny Vranes) ... Traded F Nate Williams to Golden State in exchange for a 1978 second-round pick (No. 35, Tom Green) and cash.
January 31, 1978:	G Pete Maravich injured his right knee in win over Buffalo and would miss all but three games the remainder of the season.
February 1, 1978:	Acquired F Fred Saunders from Boston in exchange for a 1978 second-round draft pick (No. 30, Jeff Judkins).
April 17, 1978:	Executive Vice President Barry Mendelson resigned to enter private business ... Promoted director of administration and marketing, Tom Willingham , to vice president of business operations.

1978-79

June 9, 1978:	Selected James Hardy (11th overall) in the first round, Tommy Green (35th overall) in the second round, Mel Davis (74th overall) and Jeff Covington (75th overall) in the fourth round, Don Williams (96th overall) in the fifth round, John Douglas (118th overall) in the sixth round, Willie Howard (139th overall) in the seventh round, Carl Kilpatrick (158th overall) in the eighth round, Chad Nelson (175th overall) in the ninth round and Rickey Williams (190th overall) in the 10th round of the 1978 NBA Draft.
June 26, 1978:	Signed second-round pick G Tommy Green .
July 7, 1978:	Traded fourth-round pick Melvin Davis to San Antonio in exchange for a 1979 third-round pick with considerations (trade cancelled when Davis failed to sign with San Antonio).
July 25, 1978:	Signed first-round pick F James Hardy to a multi-year contract.
August 17, 1978:	Signed free agent F's Charles Counts and Ron Davis .
September 6, 1978:	Traded fourth-round pick Melvin Davis to Milwaukee in exchange for a 1979 second-round pick with considerations ... Signed free agent C/F John Service .
September 14, 1978:	Signed F Paul Griffin to a multi-year contract extension.
September 21, 1978:	Traded G Don "Slick" Watts to Houston for 1981 first-round draft choice (No. 13, Danny Schayes) ... Replaced Lewis Schaffel as general manager.
September 22, 1978:	Waived F Charles Counts and C/F John Service .
October 4, 1978:	Waived G Fred Saunders .

October 10, 1978:	Waived G Fred Boyd .
October 30, 1978:	Signed free agent F Ira Terrell and waived G Gus Bailey .
January 5, 1979:	Acquired F Spencer Haywood from New York in exchange for C Joe C. Meriweather .
January 12, 1979:	Acquired F Marty Byrnes , G Ron Lee , a 1979 first-round draft pick (No. 20, Larry Knight), 1980 first-round draft pick (No. 19, John Duren), and cash from Phoenix in exchange for F Len "Truck" Robinson .
January 15, 1979:	Placed F Ira Terrell on waivers.
February 20, 1979:	Announced that G Pete Maravich (right knee rehabilitation) would miss the final 21 games.
April 10, 1979:	Co-owners Sam Battistone and Larry Hatfield announced intentions to relocate the franchise from New Orleans to Salt Lake City, Utah.
April 12, 1979:	Dismissed Elgin Baylor as head coach.

1979-80

May 9, 1979:	Named Frank Layden as general manager.
June 8, 1979:	NBA Board of Governor's unanimously approved Jazz's relocation from New Orleans to Salt Lake City, Utah.
June 18, 1979:	Named Tom Nissalke as head coach and Gene Littles and Hal Wissel as assistant coaches ... Named Jim Bindley as assistant general manager.
June 22, 1979:	Acquired G Wilbur Holland from Chicago in exchange to the rights to 1978 10th-round pick G Rickey Williams ... Announced that assistant coach Hal Wissel decided not to join the Jazz and would remain head coach at Florida Southern.
June 25, 1979:	Selected Larry Knight (20th overall) in the first round, Tico Brown (23rd overall) in the second round, Arvid Kramer (45th overall) in the third round, Greg Deane (67th overall) in the fourth round, Wolfe Perry (fifth round), Ernie Cobb (109th overall) in the sixth round, Paul Poe (129th overall) in the seventh round, Keith McDonald (148th overall) in the eighth round, Milt Huggins (167th overall) in the ninth round and Paul Dawkins (185th overall) in the 10th round of the 1979 NBA Draft.
June 28, 1979:	Signed veteran free agents F Allan Bristow and F/C Ben Poquette .
July 20, 1979:	Sent F/C Paul Griffin to San Antonio as compensation for the Jazz signing of veteran free agent F Allan Bristow .
July 31, 1979:	Signed free agent G Don "Duck" Williams ... Invited draft picks Larry Knight , F/G Tico Brown , C Arvid Kramer , G Greg Deane , Wolfe Perry , F Paul Dawkins and free agent C/F Carl Kilpatrick to training camp in September.
August 16, 1979:	Signed first-round pick F Larry Knight to a multi-year contract.
September 13, 1979:	Acquired F Adrian Dantley from the L.A. Lakers in exchange for F Spencer Haywood ... Waived second-round pick F/G Tico Brown and G Ricky Reed ... Signed third-round pick C Arvid Kramer and fourth-round pick G Greg Deane to multi-year contracts.
September 19, 1979:	Waived fifth-round pick Wolfe Perry .
October 1, 1979:	Waived G Wilbur Holland and F Larry Knight .
October 2, 1979:	Acquired F Bernard King , C John Gianelli , Jim Boyland and cash from New Jersey in exchange for C Rich Kelley .
October 9, 1979:	Acquired G Robert Smith from Denver in exchange for a 1980 third-round pick (No. 48, Eddie Lee) and 1981 second-round pick (from Golden State - No. 34, Kenneth Green) ... Waived G Tommy Green .
October 10, 1979:	Traded G Ron Lee to Atlanta in exchange for a 1980 second-round pick (traded to Denver - No. 41, Jawann Oldham), 1981 second-round pick (later traded back to Atlanta - No. 29, Eddie Johnson) and a future consideration ... Placed C/F Carl Kilpatrick (right knee surgery) on the injured list.

ALL-TIME TRANSACTIONS

October 25, 1979:	Acquired G Ron Boone from the L.A. Lakers in exchange for a future draft pick (1981 third-round pick - No. 51, Zam Fredrick) and considerations ... Waived G Robert Smith .
November 6, 1979:	Signed free agent G Andre Wakefield ... Waived G Greg Deane .
November 28, 1979:	Signed head coach Elgin Baylor to a two-year contract extension.
November 11, 1979:	Signed free agent F John Brown .
November 20, 1979:	Acquired C/F Tom Boswell from Denver in exchange for a 1980 second-round pick (from Atlanta - No. 41, Jawann Oldham) ... Waived F John Brown .
November 23, 1979:	Acquired G Terry Furlow from Atlanta in exchange for a 1981 second-round pick (originally Atlanta's - No. 29, Eddie Johnson), a 1982 second-round pick (No. 26, Ricky Frazier) and future considerations.
November 26, 1979:	Waived G Andre Wakefield .
November 27, 1979:	NBA Commissioner Larry O'Brien awarded the Jazz a 1980 second-round pick (traded to Atlanta - No. 45, Brad Branson) and \$125,000 from Detroit as compensation for Detroit signing veteran free agent G Jim McElroy and the Jazz signing F/C Ben Poquette .
November 27, 1979:	Signed G Mack Calvin ... Waived C John Gianelli .
January 17, 1980:	Reached a contract settlement with G Pete Maravich and placed him on waivers.
February 21, 1980:	Signed F Adrian Dantley to a five-year contract extension.
February 29, 1980:	Signed G Brad Davis to the first of consecutive 10-day contracts.
April 10, 1980:	Signed General Manager Frank Layden to a three-year contract extension.

1980-81

May 23, 1980:	G Terry Furlow is killed in a one-car automobile accident outside Cleveland, Ohio.
May 28, 1980:	Dallas selected C Jerome Whitehead (22nd overall) from Utah in the 1980 Expansion Draft.
June 4, 1980:	Named Ken Beck vice president of business operations.
June 10, 1980:	Selected Darrell Griffith (2nd overall) and John Duren (19th overall) in the first round, Alan Taylor (72nd overall) in the fourth round, Wally West (94th overall) in the fifth round, Kenny Cunningham (118th overall) in the sixth round, Dave Colescott (140th overall) in the seventh round, Jim Brandon (163rd overall) in the eighth round, Paul Renfro (181st overall) in the ninth round and Leroy Coleman (201st overall) in the 10th round of the 1980 NBA Draft.
July 10, 1980:	Signed Head Coach Tom Nissalke to a multi-year extension.
July 29, 1980:	Signed F Jeff Judkins to a two-year contract ... Signed free agent C Brett Vroman to a multi-year contract.
September 11, 1980:	Acquired C Wayne Cooper and a 1981 second-round draft pick (traded to Denver - No. 34, Kenneth Green) from Golden State in exchange for F Bernard King ... Acquired G Billy McKinney from Dallas in exchange for two future draft picks (1983 second-round pick - No. 30, Mark West; and 1984 second-round - No. 40, Anthony Teachey) ... Signed free agent C/F Tom Boswell .
September 26, 1980:	Signed first-round draft pick G Darrell Griffith to a five-year contract.
October 1, 1980:	Traded G Don "Duck" Williams to Cleveland in exchange for future considerations ... Signed second-round draft pick G John Duren to a multi-year contract.
October 8, 1980:	Waived C/F Tom Boswell and F Paul Dawkins .
November 10, 1980:	Placed G John Duren (right knee surgery) on the injured list.
December 1, 1980:	Placed F James Hardy and C Brett Vroman on waivers.
December 3, 1980:	Signed G Rickey Green and C Jeff Wilkins from the Continental Basketball Association.
December 9, 1980:	Signed F Dick Miller to the first of consecutive 10-day contracts.
December 22, 1980:	Acquired G Carl Nicks from Denver in exchange for G Billy McKinney .

ALL-TIME TRANSACTIONS

December 29, 1980:	Declined to sign F Dick Miller for remainder of season.
January 3, 1981:	Signed F Mel Bennett to the first of consecutive 10-day contracts.
January 18, 1981:	Placed G Rickey Green (sprained right wrist) on the injured list and activated G John Duren ... Signed free agent C Jerome Whitehead .
January 24, 1981:	Signed F Mel Bennett for remainder of the season.
January 26, 1981:	Placed G Ron Boone on waivers.
February 24, 1981:	Named Dean Lindsay to replace Ken Beck as vice president of business operations.
April 25, 1981:	Named Scott Layden administrative assistant and team scout ... Re-signed G Rickey Green to a three-year contract.

1981-82

May 13, 1981:	Signed F/G Paul Dawkins to a one-year contract.
June 3, 1981:	Signed C Wayne Cooper to a one-year contract.
June 9, 1981:	Selected Danny Schayes (13th overall) in the first round, Howard Wood (27th overall) in the second round, George Torres (73rd overall) in the fourth round, Mike Clark (97th overall) in the fifth round, Kevin Sprewer (119th overall), in the sixth round, Mike Robinson (143rd overall) in the seventh round, Bobby Cottage (165th overall) in the eighth round, Ken Ollie (188th overall) in the ninth round and Joe Merten (207th overall) in the 10th round of the 1981 NBA Draft.
August 20, 1981:	Traded C Wayne Cooper and F Allan Bristow to Dallas in exchange for F Bill Robinzine .
August 25, 1981:	Re-signed F James Hardy to a one-year contract.
September 29, 1981:	Signed second-round draft pick F Howard Wood .
October 1, 1981:	Traded F Jeff Judkins to Detroit in exchange for a 1982 third-round pick (No. 55, G Jerry Eaves) and future considerations.
October 6, 1981:	Signed first-round pick C Danny Schayes to a five-year contract ... Signed Golden State G John Lucas to an offer sheet (Warriors matched the Jazz offer on October 20).
November 5, 1981:	Announced limited partnership sale of the club and installation of an Advisory Board.
November 18, 1981:	Signed F/G Ben Poquette to a three-year contract extension.
December 2, 1981:	Place F Howard Wood on the injured list (left eye hemorrhage).
December 4, 1981:	Bill Bertka resigned to become assistant coach at L.A. Lakers ... Signed G Sam Worthen to a one-year contract.
December 10, 1981:	Relieved Tom Nissalke of his head coaching duties ... Named Frank Layden as head coach.
December 22, 1981:	Released G Sam Worthen .
February 3, 1982:	Assistant coach Gene Littles resigned.
February 27, 1982:	Sam Battistone becomes sole majority owner of Jazz after buying out Larry Hatfield .

1982-83

June 29, 1982:	Selected Dominique Wilkins (3rd overall) in the first round, Steve Trumbo (49th overall) and Jerry Eaves (55th overall) in the third round, Mark Eaton in the fourth round (72nd overall), Mike McKay (95th overall) in the fifth round, Alvin Jackson (118th overall) in the sixth round, Thad Garner (141st overall) in the seventh round, Rick Campbell (164th overall) in the eighth round and Mike Edwards (208th overall) in the 10th round of the 1982 NBA Draft.
July 20, 1982:	Hired Phil Johnson as assistant coach.
August 26, 1982:	Signed fourth-round pick C Mark Eaton to a five-year contract.
September 3, 1982:	Traded the rights to first-round pick F Dominique Wilkins to Atlanta in exchange for F John Drew , G Freeman Williams and cash.
September 28, 1982:	Signed rookie free agent G Rickey Williams to a two-year contract.

September 30, 1982:	Signed third-round picks G Jerry Eaves and C Steve Trumbo .
October 6, 1982:	Placed F Bobby Cattage and G Sam Worthen on waivers.
October 11, 1982:	Placed G John Duren and F Howard Wood on waivers.
October 18, 1982:	Placed G Carl Nicks on waivers.
October 23, 1982:	Placed C Steve Trumbo on waivers.
November 22, 1982:	F John Drew enters rehabilitation program for treatment of personal problems and is lost to the team for eight weeks.
December 17, 1982:	F Adrian Dantley (torn ligaments, right wrist) suffered a season-ending injury at San Antonio.
December 21, 1982:	Placed G Freeman Williams on waivers.
December 24, 1982:	Signed free agent F Mitchell "J.J." Anderson to a one-year contract.
January 25, 1983:	F John Drew returns to the team after successful completion of a rehabilitation program.
February 7, 1983:	Acquired C Rich Kelley and cash from Denver in exchange for C Danny Schayes .
February 24, 1983:	Signed free agent G Kenny Natt to a one-year contract.
April 1, 1983:	F/C Ben Poquette (broken finger, left hand) suffers season-ending injury vs. Golden State.

1983-84

May 25, 1983:	Dr. Gerald Bagley and his son, Thomas G. Bagley , purchase 50 percent of the Jazz.
June 21, 1983:	Selected F Thurl Bailey (7th overall) in the first round, G Bobby Hansen (54th overall) in the third round, Doug Arnold (76th overall) in the fourth round, Matt Clark (100th overall) in the fifth round, Fred Gilliam (122nd overall) in the sixth round, Gerald Kazanowski (146th overall) in the seventh round, Michael McCombs (168th overall) in the eighth round, Ron Webb (191st overall) in the ninth round and Odell Mosteller (211th overall) in the 10th round of the 1983 NBA Draft.
June 28, 1983:	NBA Board of Governors approved the purchase of 50 percent of the Jazz by Dr. Gerald Bagley and his son Thomas G. Bagley , and also approved the Jazz's request to play select 1983-84 home games at Thomas & Mack Center in Las Vegas.
July 21, 1983:	Named David Fredman as the Jazz's vice president of Las Vegas operations.
August 4, 1983:	Named David Checketts executive vice president ... Re-signed general manager/head coach Frank Layden to a multi-year contract ... Re-signed G Rickey Green and G Kenny Natt to four-year contracts.
August 26, 1983:	Exercised the option year on G Jerry Eaves and signed him to a new five-year contract.
October 4, 1983:	Placed G Rickey Williams on waivers.
October 14, 1983:	Traded F/C Ben Poquette to Cleveland for cash.
October 25, 1983:	Placed G Kenny Natt on waivers.
November 4, 1983:	Re-signed C Rich Kelley to a one-year contract.

1984-85

June 19, 1984:	Selected John Stockton (16th overall) in the first round, David Pope (62nd overall) in the third round, Jim Rowinski (86th overall) in the fourth round, Marcus Gaither (108th overall) in the fifth round, Chris Harrison (132nd overall) in the sixth round, Bob Evans (154th overall) in the seventh round, Eric Booker (178th overall) in the eighth round, Kelly Knight (199th overall) in the ninth round and Mike Curran (222nd overall) in the 10th round of the 1984 NBA Draft.
July 26, 1984:	Triad America purchases 50 percent of the Jazz.
September 28, 1984:	Signed first-round pick G John Stockton , third-round pick F David Pope , fourth-round pick C Jim Rowinski , fifth-round pick G Marcus Gaither , sixth-round pick Chris Harrison , and free agents G Jay Triano , Kenny Natt and C Billy Paultz , and re-signed F John Drew and C Jeff Wilkins .

October 10, 1984:	Named Executive Vice President David Checketts team president.
October 11, 1984:	Waived G Jerry Eaves .
October 26, 1984:	Suspended F Adrian Dantley indefinitely.
November 8, 1984:	Signed F Adrian Dantley to a three-year contract extension, ending his six-game hold-out ... Waived G Kenny Natt .
November 18, 1984:	Assistant coach Phil Johnson named head coach by Kansas City.
November 20, 1984:	Named Jerry Sloan assistant coach.
December 8, 1984:	Placed F John Drew on waivers.
December 18, 1984:	Acquired F Fred Roberts from San Antonio in exchange for a 1986 second-round pick (No. 38, Lemone Lampley) and 1988 second-round pick (No. 42, Jeff Moe).
December 22, 1984:	Signed free agent G/F Pace Mannion to a two-year contract.
April 11, 1985:	Larry H. Miller purchased 50 percent of the franchise.
April 28, 1985:	C Mark Eaton suffered a torn MCL in his right knee in Game 5 of first-round playoff series vs. Denver and missed the remainder of the playoffs.
May 9, 1985:	NBA Board of Governors approved sale of 50-percent ownership of the Jazz to Larry H. Miller .

1985-86

May 23, 1985:	Signed free agent C Steve Hayes .
June 18, 1985:	Selected Karl Malone (13th overall) in the first round, Carey Scurry (39th overall) in the second round, Delaney Rudd (83rd overall) in the fourth round, Ray Hall (105th overall) in the fifth round, Jim Miller (129th overall) in the sixth round and Mike Wacker (151st overall) in the seventh round of the 1985 NBA Draft.
August 6, 1985:	Signed first-round pick F Karl Malone to a four-year contract.
September 11, 1985:	Signed assistant coach Scott Layden to a new five-year contract ... Placed C Billy Paultz on waivers.
September 27, 1985:	Signed C Mark Eaton to a new five-year contract.
October 3, 1985:	G Darrell Griffith breaks his 5th metatarsal on his left foot and is lost for the season.
February 15, 1986:	Acquired F Marc Iavaroni and F/C Jeff Cook from San Antonio in exchange for C Jeff Wilkins ... Placed F/C Jeff Cook on the injured list.
March 7, 1986:	Suspended F Adrian Dantley for one game for disciplinary reasons.
April 10, 1986:	Waived G/F Pace Mannion and activated F/C Jeff Cook .

1986-87

May 6, 1986:	Signed General Manager/Head Coach Frank Layden to a new contract and given the new title of vice president of basketball operations.
May 28, 1986:	Signed G Bobby Hansen to a multi-year contract.
June 17, 1986:	Selected Dell Curry (15th overall) in the first round, John Shasky (61st overall) and Bill Breeding (63rd overall) in the third round, Marty Embry (84th overall) in the fourth round, Kerry Boagni (107th overall) in the fifth round, Chuck Eversen (130th overall) in the sixth round and Mark Mitchell (153rd overall) in the seventh round of the 1986 NBA Draft.
June 24, 1986:	Larry H. Miller purchased the 50 percent of the Jazz owned by StratAmerica Corp. of which Sam D. Battistone is the majority owner. The purchase gives Miller 100 percent ownership of the team.
August 21, 1986:	Acquired F Kelly Tripucka and C/F Kent Benson from Detroit in exchange for F Adrian Dantley , a 1987 second-round pick (No. 38, Norris Coleman) and 1990 second-round pick (later traded back to Utah, then to Sacramento - No. 49, Phil Henderson).
September 26, 1986:	Traded F Fred Roberts to Boston in exchange for a 1987 third-round pick (No. 68, Billy Donovan) and future considerations.
October 26, 1986:	Placed C Steve Hayes on waivers.

1987-88

June 15, 1987:	Added the title of General Manager to President David Checketts .
June 21, 1987:	Selected José Ortiz (15th overall) in the first round, Clarence Martin (61st overall) and Billy Donovan (68th overall) in the third round, Reuben Holmes (84th overall) in the fourth round, Bart Kofoed (107th overall) in the fifth round, Art Sabb (130th overall) in the sixth round and Keith Webster (153rd overall) in the seventh round of the 1987 NBA Draft.
October 7, 1987:	Released C John Campbell , C Tim Carr , C Reuben Holmes and G Albert Springs .
October 8, 1987:	Acquired C Darryl Dawkins from New Jersey and C Mel Turpin from Cleveland as part of a three-team trade in which the Jazz sent C Kent Benson and G Dell Curry to Cleveland, New Jersey sent F James Bailey to Cleveland and received G John Bagley and F Keith Lee from Cleveland.
November 7, 1987:	Placed C Darryl Dawkins on suspended list.
November 26, 1987:	Traded C Darryl Dawkins to Detroit in exchange for a 1988 second-round pick (No. 42, Jeff Moe), a 1990 second-round pick (originally Utah's own pick, later traded to Sacramento - No. 49, Phil Henderson) and cash.
January 20, 1988:	Placed F Carey Scurry on waivers.
February 25, 1988:	Signed F Scott Roth out of the CBA (Albany) to a two-year contract.
March 23, 1988:	Signed G Eddie Hughes to a contract for the remainder of the season.

1988-89

June 23, 1988:	Charlotte selected G Rickey Green (10th overall) in the 1988 Expansion Draft ... Acquired F/C Mike Brown from Charlotte in exchange for F Kelly Tripucka .
June 28, 1988:	Selected Eric Leckner (17th overall) in the first round, Jeff Moe (42nd overall) in the second round and Ricky Grace (67th overall) in the third round of the 1988 NBA Draft.
August 11, 1988:	Signed first-round pick C Eric Leckner to a three-year contract.
September 1, 1988:	Signed 1987 first-round pick F José Ortiz to a three-year contract.
September 7, 1988:	Waived C Mel Turpin .
October 25, 1988:	Signed free agent G Jim Les to a two-year contract.
December 9, 1988:	Announced resignation of Frank Layden as head coach ... Named Jerry Sloan head coach.
December 11, 1988:	Named Phil Johnson assistant coach.
December 12, 1988:	Waived F Scott Roth .
January 4, 1989:	Signed G Jim Farmer to a 10-day contract ... Placed G Bart Kofoed on waivers.
January 13, 1989:	Signed F Eric White to a 10-day contract.
January 15, 1989:	Signed F Jim Farmer to a two-year contract.
January 23, 1989:	Elected not to re-sign F Eric White following a 10-day contract.

1989-90

June 1, 1989:	Announced resignation of David Checketts as general manager.
June 15, 1989:	Orlando selected G Jim Farmer from Utah in the 1989 expansion draft.
June 27, 1989:	Selected Theodore "Blue" Edwards (21st overall) in the first round and Junie Lewis (48th overall) in the second round of the 1989 NBA Draft.
July 1, 1989:	Named Tim Howells general manger.
July 29, 1989:	Signed first-round pick F/G Blue Edwards to a four-year contract.
August 3, 1989:	Signed F/C Mike Brown to a two-year contract ... Invited second-round pick G Junie Lewis , and F Raymond Brown , G Eric Johnson and G Joe Hillman to participate in training camp in October.
August 17, 1989:	Named Gordon Chiesa as an assistant coach.

ALL-TIME TRANSACTIONS

November 6, 1989:	Waived G Jim Les ... Signed G Delaney Rudd to a one-year contract.
November 10, 1989:	Signed F Nate Johnston .
December 15, 1989:	Waived F Nate Johnston .
February 5, 1990:	Waived F José Ortiz .
February 16, 1990:	Signed F Raymond Brown out of the CBA (Rapid City).
May 11, 1990:	Signed G Darrell Griffith to a new two-year contract.

1990-91

June 25, 1990:	Acquired G Jeff Malone from Washington and a 1990 second-round pick (No. 33, Walter Palmer) from Sacramento as part of a three-way trade in which the Jazz sent G Bobby Hansen , C Eric Leckner , a 1990 first-round pick (No. 23, Anthony Bonner) and second-round pick (No. 49, Phil Henderson) to Sacramento, who also received a 1991 second-round pick (No. 35, Mike Iuzzolino) from Washington, with Washington receiving F/C Pervis Ellison from Sacramento.
June 27, 1990:	Selected Walter Palmer (33rd overall) in the second round of the 1990 NBA Draft.
July 27, 1990:	Signed G Delaney Rudd to a new three-year contract.
August 29, 1990:	Signed second-round pick F/C Walter Palmer to a two-year contract.
September 5, 1990:	Signed C Brett Vroman to a one-year contract.
September 23, 1990:	Re-signed F Karl Malone and G John Stockton to new multi-year contracts.
October 4, 1990:	Re-signed announcer " Hot " Rod Hundley to a five-year contract.
October 5, 1990:	Signed veteran free agent F Nate Johnston and rookie free agents F Chris Munk , G/F Andy Toolson , C Alan Bannister , G Melvin Newburn and G Mark Tillmon to contracts and invited them to training camp.
October 10, 1990:	Placed F Nate Johnston and C Brett Vroman on waivers.
October 21, 1990:	Waived G Melvin Newburn .
October 25, 1990:	Waived G Mark Tillmon .
December 4, 1990:	Waived G Eric Johnson .
December 16, 1990:	Waived F Chris Munk and signed C Pat Cummings .
December 24, 1990:	Waived C Pat Cummings .
December 28, 1990:	Signed F/C Dan O'Sullivan to the first of consecutive 10-day contracts.
January 16, 1991:	Signed F/C Dan O'Sullivan to a contract for remainder of the season.
March 1, 1991:	Signed F Tony Brown to the first of consecutive 10-day contracts.
March 21, 1991:	Signed F Tony Brown to a contract for the remainder of the season.
April 1, 1991:	Waived F/C Dan O'Sullivan .
April 19, 1991:	Re-signed head coach Jerry Sloan to a two-year contract.

1991-92

June 26, 1991:	Selected Eric Murdock (21st overall) in the first round and Isaac Austin (48th overall) in the second round of the 1992 NBA Draft.
July 17, 1991:	Re-signed F/C Mike Brown to a four-year contract.
July 27, 1991:	Signed G/F Andy Toolson to a one-year contract.
August 1, 1991:	Signed C Isaac Austin , G Kenny Battle , F David Benoit and G/F Corey Crowder to contracts and invited them to training camp.
August 5, 1991:	Signed G Eric Murdock to a four-year contract.
August 7, 1991:	Signed F David Benoit to a contract.
August 9, 1991:	Signed G Jeff Malone to a five-year contract.
October 16, 1991:	Signed C Dan O'Sullivan to a contract.
October 22, 1991:	Placed G Darrell Griffith on waivers.
October 28, 1991:	Placed C Dan O'Sullivan and F/C Walter Palmer on waivers.
November 25, 1991:	Acquired F Tyrone Corbin from Minnesota in exchange for F Thurl Bailey and a 1992 second-round draft pick (No. 51, Tim Burroughs).

ALL-TIME TRANSACTIONS

- December 16, 1991: NBA fined and suspended F **Karl Malone** for one game for altercation during December 14 game vs. Detroit.
- April 14, 1992: Signed F/C **Bob Thornton** for the remainder of the season.

1992-93

- June 3, 1992: Signed **Scott Layden** to a long-term contract and changed his title to director of basketball operations.
- June 4, 1992: Declined to exercise option year in G **Delaney Rudd**'s contract, making him a free agent.
- June 24, 1992: Acquired G **Jay Humphries** and F **Larry Krystkowiak** from Milwaukee in exchange for F/G **Blue Edwards**, G **Eric Murdock** and a 1992 first-round pick (No. 23, Lee Mayberry) ... Renounced the rights to G **Delaney Rudd**, G/F **Andy Toolson** and F/C **Bob Thornton**.
- September 3, 1992: Signed G **John Crotty** to a one-year contract.
- September 22, 1992: Signed F **David Benoit** to a three-year contract extension.
- October 5, 1992: Signed C **Isaac Austin** to a two-year contract.
- October 9, 1992: Signed F **Mike Higgins**, G **Johnnie Hilliard**, F **Stephen Howard** and G **Tim Legler** to contracts and invited them to training camp.
- October 16, 1992: Signed **Jerry Sloan** to a one-year contract extension (through 1994-95).
- October 17, 1992: Signed F **Tyrone Corbin** to a contract extension through the 1995-96 season.
- October 22, 1992: Placed F **Mike Higgins** and G **Johnnie Hilliard** on waivers.
- November 25, 1992: Placed G **Tim Legler** on waivers.
- April 4, 1993: Signed F **Henry James** to a 10-day contract.
- April 13, 1993: Declined to offer F **Henry James** a second 10-day contract.
- April 15, 1993: Signed C **James Donaldson** to a contract for the remainder of the season.

1993-94

- June 30, 1993: Acquired C **Felton Spencer** from Minnesota in exchange for F/C **Mike Brown** ... Selected **Luther Wright** in the first-round (18th overall) and F/G **Bryon Russell** in the second-round (45th overall) of the 1993 NBA Draft.
- July 6, 1993: Signed C **Felton Spencer** to a three-year contract.
- July 22, 1993: Signed C **Luther Wright** to a multi-year contract.
- August 6, 1993: Signed second-round pick F/G **Bryon Russell** and free agents G/F **Corey Crowder**, G **Jaren Jackson** and G **Justus Thigpen** to contracts and invited them to training camp.
- August 11, 1993: Signed F **Tom Chambers** to a one-year contract.
- August 19, 1993: Signed G **John Crotty** to a one-year contract.
- October 7, 1993: Signed G **Walter Bond** to a contract ... Announced G **Jaren Jackson** would not attend camp.
- November 2, 1993: Placed C **Isaac Austin**, G/F **Corey Crowder** and G **Justus Thigpen** on waivers.
- November 13, 1993: Signed G **Dave Jamerson** to a one-year contract.
- November 26, 1993: Placed G **Dave Jamerson** on waivers.
- November 29, 1993: Signed F **Aaron Williams** to a one-year contract.
- December 27, 1993: Placed F **Aaron Williams** on waivers ... Activated F **David Benoit** from the injured list.
- January 26, 1994: Placed C **Luther Wright** (attention deficit disorder) on the injured list.
- February 1, 1994: Signed C **Chad Gallagher** to a 10-day contract.
- February 11, 1994: Declined to offer C **Chad Gallagher** a second 10-day contract.
- February 21, 1994: Signed C **Darren Morningstar** to a 10-day contract.
- February 24, 1994: Acquired G **Jeff Hornacek**, F **Sean Green** and a 1995 second-round pick (later traded to Boston - No. 33, Junior Burrough) from Philadelphia in exchange for G **Jeff Malone** and a 1994 first-round pick (No. 20, B.J. Tyler) ... Released C **Darren Morningstar** from his 10-day contract.

- March 8, 1994: Placed F **Sean Green** on waivers ... Signed F **Stephen Howard** to the first of consecutive 10-day contracts.
- March 28, 1994: Signed F **Stephen Howard** to a contract for the remainder of the season.

1994-95

- June 29, 1994: Selected **Jamie Watson** (47th overall) in the second round of the 1994 NBA Draft.
- September 1, 1994: Re-signed F/G **Bryon Russell** to a three-year contract.
- September 16, 1994: Acquired F **Adam Keefe** from Atlanta in exchange for F **Tyrone Corbin** and 1995 second-round pick (No. 57 Cuonzo Martin).
- October 6, 1994: Signed second-round pick G/F **Jamie Watson** and free agents F's **Marques Bragg** and **Rich Manning** to contracts and invited them to training camp.
- October 29, 1994: Signed C/F **Antoine Carr** to a contract.
- November 1, 1994: Placed F's **Marques Bragg** and **Rich Manning** on waivers.
- November 3, 1994: Placed C **Luther Wright** on waivers.
- December 3, 1994: Placed G/F **Walter Bond** on waivers.
- January 10, 1995: Signed G/F **Walter Bond** to the first of consecutive 10-day contracts.
- January 17, 1995: Placed C **Felton Spencer** (ruptured left Achilles' tendon) lost for the season ... Signed C **James Donaldson** to the first of consecutive 10-day contracts.
- January 25, 1995: Signed head coach **Jerry Sloan** to a contract extension.
- January 28, 1995: Released G/F **Walter Bond** from his 10-day contract.
- February 3, 1995: Acquired F/G **Blue Edwards** from Boston in exchange for G **Jay Humphries** and a 1995 second-round draft choice (from Philadelphia - No. 33, Junior Burroughs)
- February 6, 1995: Signed C **James Donaldson** to a contract for the remainder of the season.

1995-96

- June 14, 1995: Signed G/F **Andy Toolson** to a two-year contract.
- June 24, 1995: Vancouver selected F/G **Blue Edwards** (26th overall) from Utah in the 1995 Expansion Draft.
- June 28, 1995: Selected **Greg Ostertag** (28th overall) in the first round of the 1995 NBA Draft.
- October 4, 1995: Signed C/F **Antoine Carr** to a two-year contract ... Signed C **Greg Ostertag** to a three-year contract.
- October 5, 1995: Signed C **James Donaldson**, G **Howard Eisley**, C/F **Greg Foster**, G **Jimmy Oliver**, G **Willis Cheaney**, F **Reggie Jackson** and F **Terrance O'Kelley** to contracts and invited them to training camp.
- October 7, 1995: Signed F **Chris Morris** to a two-year contract.
- October 11, 1995: Waived G **Jimmy Oliver**, G **Willis Cheaney**, F **Reggie Jackson** and F **Terrance O'Kelley**.
- October 31, 1995: Placed G **Howard Eisley** on waivers.
- December 4, 1995: Placed C **James Donaldson** on waivers.
- December 7, 1995: Signed G **Howard Eisley** to a contract.
- December 29, 1995: Placed G/F **Andy Toolson** on waivers.
- January 19, 1996: Signed G/F **Andy Toolson** to a 10-day contract.
- January 23, 1996: Released G/F **Andy Toolson** from his 10-day contract.
- May 6, 1996: Signed F **Adam Keefe** to a five-year contract.

1996-97

- June 26, 1996: Selected **Martin Muursepp** (25th overall) in the first round and G/F **Shandon Anderson** (54th overall) in the second round of the 1996 NBA Draft ... Traded draft rights to **Martin Muursepp** to Miami in exchange for a future first-round pick (2000 - No. 23, **DeShawn Stevenson**).
- July 26, 1996: Signed G **Howard Eisley** to a one-year contract.
- August 5, 1996: Signed C/F **Greg Foster** to a three-year contract.

August 9, 1996:	Signed C Felton Spencer to a contract, then traded him to Orlando in exchange for G Brooks Thompson , F Kenny Gattison and a 1998 or 1999 (Jazz choice) first-round pick (1999 - No. 24, Andrei Kirilenko).
September 18, 1996:	Placed F Kenny Gattison on waivers.
October 4, 1996:	Signed G John Stockton to a three-year contract ... Signed second-round pick G/F Shandon Anderson , and free agents C Charles Claxton , F Stephen Howard and G Ruben Nembhard to contracts and invited them to training camp.
October 30, 1996:	Placed C Charles Claxton , F Stephen Howard and G Ruben Nembhard on waivers.
November 15, 1996:	Placed G Brooks Thompson on waivers.
January 6, 1997:	Signed G Ruben Nembhard to the first of consecutive 10-day contracts.
January 15, 1997:	Signed F Stephen Howard to first of consecutive 10-day contracts.
January 24, 1997:	Suspended F Chris Morris for one game for violation of team rules.
January 26, 1997:	Elected not to re-sign G Ruben Nembhard following his second 10-day contract.
January 30, 1997:	Activated G/F Shandon Anderson from the injured list.
February 4, 1997:	Signed F Stephen Howard to a contract for the remainder of the season.
March 5, 1997:	Placed G/F Jamie Watson on waivers.

1997-98

June 25, 1997:	Selected Jacque Vaughn (27th overall) in the first round and G Nate Erdmann (57th overall) in the second round of the 1997 NBA Draft.
July 10, 1997:	Signed C/F Antoine Carr to a one-year contract ... Signed G/F Shandon Anderson to a two-year contract.
July 16, 1997:	Signed F/G Bryon Russell to a five-year contract.
July 21, 1997:	Signed first-round pick G Jacque Vaughn to a three-year contract.
August 14, 1997:	Signed G Howard Eisley to a contract.
September 25, 1997:	Signed C Greg Ostertag to a six-year contract.
October 3, 1997:	Signed second-round pick G Nate Erdmann and free agents C Greg Dreiling , G Troy Hudson , G Nate Green and F Bryon Ruffner to contracts and invited them to training camp.
October 9, 1997:	Placed G Nate Green on waivers.
October 19, 1997:	Placed F Bryon Ruffner on waivers.
October 28, 1997:	Placed C Greg Dreiling and G Nate Erdmann on waivers.
October 30, 1997:	Placed G John Stockton (left knee) on the injured list.
December 8, 1997:	Activated G John Stockton .
December 27, 1997:	Placed G Troy Hudson on waivers.
February 14, 1998:	Signed C William Cunningham to the first of consecutive 10-day contracts.
February 16, 1998:	Acquired C Rony Seikaly from Orlando in exchange for C/F Greg Foster , F Chris Morris and a 1998 first-round draft pick.
February 18, 1998:	Voided the Rony Seikaly traded.
March 5, 1998:	Elected not to re-sign C William Cunningham following his second 10-day contract.
March 18, 1998:	Activated C Greg Ostertag from the injured list.
April 10, 1998:	NBA suspended F Karl Malone for one game and fined him \$5000 for altercation during April 8 game vs. San Antonio.

1998-99

June 24, 1998:	Selected Nazr Mohammed (29th overall) in the first round and Torrave Braggs (57th overall) in the second round of the 1998 NBA Draft ... Traded rights to Nazr Mohammed to Philadelphia in exchange for a future first-round pick (1999 - No. 19, Quincy Lewis).
----------------	---

January 21, 1999:	Signed F Anthony Avent , F Thurl Bailey , F Adrian Caldwell , F Chris King , C Shawnelle Scott , F Joe Stephens and G Saddi Washington to contracts and invited them to training camp.
February 2, 1999:	Placed F Adrian Caldwell , C Shawnelle Scott and F Joe Stephens on waivers.
February 4, 1999:	Acquired C Todd Fuller from Golden State in exchange for a 2000 second-round pick (No. 55, Chris Porter) ... Placed G Saddi Washington on waivers.
February 19, 1999:	Placed F Anthony Avent on waivers.
March 2, 1999:	Placed F Chris King on waivers.
April 12, 1999:	NBA suspended F Karl Malone for one game and fined him \$4000 for altercation during April 11 game vs. Houston.

1999-00

June 30, 1999:	Selected Quincy Lewis (19th overall), Andrei Kirilenko (24th overall) and Scott Padgett (28th overall) in the first round and Eddie Lucas (58th overall) in the second round of the 1999 NBA Draft.
July 20, 1999:	Signed first-round pick G/F Quincy Lewis to a three-year contract.
August 1, 1999:	Re-signed F Karl Malone to a four-year contract.
August 7, 1999:	Signed first-round pick F Scott Padgett to a three-year contract.
August 10, 1999:	Released Scott Layden from his contract.
August 26, 1999:	Named Kevin O'Connor vice president of basketball operations.
August 31, 1999:	Signed C Olden Polynice to a two-year contract.
September 30, 1999:	Re-signed G John Stockton to a two-year contract and G Jeff Hornacek to a one-year contract.
October 3, 1999:	Signed F Pete Chilcutt to a one-year contract ... Signed second-round pick G Eddie Lucas and signed C William Cunningham , F Bakari Hendrix , F Rick Hughes , C Julius Nwosu , G Alvin Sims and G Saddi Washington to contracts and invited them to training camp.
October 9, 1999:	Placed C William Cunningham on waivers.
October 18, 1999:	Placed G's Eddie Lucas and Saddi Washington and C Julius Nwosu on waivers.
October 27, 1999:	Placed F's Torraye Braggs and Rick Hughes and G Alvin Sims on waivers.
November 11, 1999:	Placed C Bakari Hendrix on waivers.
December 20, 1999:	General manager Tim Howells resigns ... LHM Sports & Entertainment president Dennis Haslam named acting general manager.
December 28, 1999:	Team President Frank Layden announces his retirement.
January 7, 2000:	Placed F Pete Chilcutt on waivers ... Signed F/C Armen Gilliam .
March 9, 2000:	Acting general manager Dennis Haslam named team president.

2000-01

June 1, 2000:	Head athletic trainer Mike Shimensky resigned his post.
June 23, 2000:	Acquired a 2001 first-round pick (later traded to Boston - No. 21, Joseph Forte) from Denver in exchange for a 2000 first-round pick (No. 26, Mamadou N'diaye).
June 27, 2000:	Selected DeShawn Stevenson (23rd overall) in the first round and Kaniel Dickens (50th overall) in the second round of the 2000 NBA Draft.
June 28, 2000:	Signed veteran play-by-play announcer " Hot " Rod Hundley to a five-year contract.
July 14, 2000:	Signed first-round draft pick G DeShawn Stevenson to a four-year contract.
August 3, 2000:	Signed G John Starks to a two-year contract.
August 8, 2000:	Signed G Jacque Vaughn to one-year contract.
August 11, 2000:	Signed G John Crotty to a two-year contract ... signed F Danny Manning .

August 16, 2000:	Signed G Howard Easley , then acquired F Donyell Marshall from Golden State and C Bruno Sundov from Dallas as part of a four-team trade in which the Jazz sent Easley to Dallas, F Adam Keefe to Golden State, and a 2001 first-round pick (from Denver - No. 21, Joseph Forte) to Boston.
September 6, 2000:	Named Gary Briggs head athletic trainer.
September 26, 2000:	Placed C Bruno Sundov on waivers.
September 28, 2000:	Signed G Ira Bowman , F David Benoit , F Ben Davis , C Nick Sheppard and G Bryant Smith to contracts and invited them to training camp.
October 17, 2000:	Placed F Ben Davis , C Nick Sheppard and G Bryant Smith on waivers.
October 25, 2000:	Placed G Ira Bowman on waivers.
November 22, 2000:	NBA suspended F Karl Malone for one game and fined him \$7500 for altercation during November 20 game vs. Dallas.
December 28, 2000:	Suspended G John Starks for two games for violation of team rules.
January 15, 2001:	Suspended C Greg Ostertag for one game for violation of team rules.
January 16, 2001:	NBA suspended C Olden Polynice for one game for off-court violations.

2001-02

June 27, 2001:	Selected Raul Lopez (24th overall) in the first round and Jarron Collins (53rd overall) in the second round of the 2001 NBA Draft.
July 19, 2001:	Signed C John Amaechi to a four-year contract.
August 10, 2001:	Signed F Andrei Kirilenko to three-year contract.
September 23, 2001:	Jazz Director of Scouting David Fredman accepts the position of assistant general manager with Denver.
September 27, 2001:	Signed G John Stockton to a multi-year contract.
October 1, 2001:	Signed second-round pick F/C Jarron Collins and F David Benoit , F Kaniel Dickens , G Rusty LaRue , G Randy Livingston and F Jamel Thomas to contracts and invited them to training camp.
October 15, 2001:	Named Walt Perrin as Director of Player Personnel.
January 9, 2002:	Signed Vice President of Basketball Operations Kevin O'Connor to a contract extension.
January 29, 2002:	Signed G Rusty LaRue from the NBA D-League's Asheville Altitude to the first of consecutive 10-day contracts.
February 11, 2002:	Suspended C Greg Ostertag for one game for conduct detrimental to the team.
February 15, 2002:	NBA suspended G DeShawn Stevenson for three games for off-court violations.
February 21, 2002:	Signed G Rusty LaRue for remainder of season.
April 3, 2002:	Suspended C John Amaechi for one game for conduct detrimental to the team.

2002-03

June 26, 2002:	Selected Ryan Humphrey (19th overall) in the first round and Jamal Sampson (47th overall) in the second round of the 2002 NBA Draft ... Traded the draft rights to Ryan Humphrey and Jamal Sampson to Orlando in exchange for the draft rights to Curtis Borchardt (selected 18th overall).
July 12, 2002:	Signed C Curtis Borchardt to a three-year contract.
July 24, 2002:	Signed F/C Jarron Collins to a two-year contract.
July 30, 2002:	Signed G Calbert Cheaney to a one-year contract.
August 15, 2002:	Signed F/G Matt Harpring to a four-year contract.
September 12, 2002:	Signed G Carlos Arroyo to a one-year contract.
September 26, 2002:	Signed F Scott Padgett to a one-year contract ... Signed 2001 first-round pick G Raul Lopez to a three-year contract.
September 30, 2002:	Signed F Anthony Bonner , G Malik Dixon , C Paul Grant , F Michael Smith and C Joe Vogel to contracts and invited them to training camp.

October 2, 2002:	Signed G Mark Jackson to a one-year contract.
October 4, 2002:	Waived C Joe Vogel .
October 16, 2002:	Requested waivers on G Malik Dixon and F Michael Smith .
October 24, 2002:	Requested waivers on F Anthony Bonner and C Paul Grant .
October 28, 2002:	Placed G Raul Lopez (right knee surgery) and C Curtis Borchardt (right foot surgery) on the injured list.
October 30, 2002:	Exercised the team's fourth-year option on G DeShawn Stevenson .
December 15, 2002:	Placed F/C Jarron Collins (torn ACL, MCL) on the injured list ... Signed F/C Tony Massenburg .
January 3, 2003:	Suspended C John Amaechi for one game for violation of team rules.
April 21, 2003:	Suspended G DeShawn Stevenson one game for conduct detrimental to the team.
May 2, 2003:	G John Stockton announced his retirement.

2003-04

June 26, 2003:	Selected Aleksandar Pavlovic (19th overall) in the first round and Maurice Williams (56th overall) in the second round of the 2003 NBA Draft.
July 14, 2003:	Signed L.A. Clippers G Corey Maggette to an offer sheet (Clippers matched the Jazz offer on July 29).
July 31, 2003:	Signed guard G Carlos Arroyo to a one-year contract.
August 5, 2003:	Acquired F Keon Clark and two future second-round picks (2004 traded to Houston - No. 55, Luis Flores ; 2007 pick traded to Orlando, later traded to Miami No. 39, Stanko Barac) from Sacramento in exchange for a future second-round pick (2004 No. 48, Ricky Minard).
August 6, 2003:	Signed F Michael Ruffin to a one-year contract.
September 11, 2003:	Signed Atlanta G Jason Terry to an offer sheet (Hawks matched the Jazz offer on September 25).
September 26, 2003:	Signed G Raja Bell to a two-year contract.
September 30, 2003:	Acquired F Glen Rice and future draft considerations (2004 first-round pick - No. 21, Pavel Podkolzin; Chicago's 2005 second-round pick - No. 51, Robert Whaley; Chicago's 2006 second-round pick - No. 46, Dee Brown) from Houston in exchange for C John Amaechi and other considerations (Sacramento's 2004 second-round pick - No. 55, Luis Flores; Jazz's trade exception).
October 1, 2003:	Signed F Demetrius Alexander , G Jermaine Boyette , C Paul Grant , F/C Ben Handlogten , F Ademola Okulaja , G/F Lavor Postell and to contracts and invited them to training camp.
October 4, 2003:	Reached a contract settlement with F Glen Rice .
October 13, 2003:	Released free agents C Paul Grant , F Ademola Okulaja and F Lavor Postell .
October 17, 2003:	Exercised the fourth-year option on F Andre Kirilenko's contract (through 2004-05).
October 20, 2003:	Released free agent F/C Demetrius Alexander .
October 26, 2003:	Released free agent G Jermaine Boyette .
November 28, 2003:	Suspended C Greg Ostertag for one game for violation of team rules.
January 1, 2004:	Signed C Paul Grant .
January 6, 2004:	Waived C Paul Grant .
January 8, 2004:	Signed C Paul Grant to the first of consecutive 10-day contracts.
January 18, 2004:	NBA suspended C Greg Ostertag for one game for his role in an altercation during January 17 game vs. Cleveland.
January 25, 2004:	Released C Paul Grant from his second 10-day contract.
January 28, 2004:	Signed C Mikki Moore from the NBA D-League's Roanoke Dazzle to the first of consecutive 10-day contracts.
February 19, 2004:	Acquired F Tom Gugliotta , a 2004 first-round pick (No. 16, Kirk Snyder), a future

protected first-round pick (2010 from New York – No. 9, Gordon Hayward), a 2005 second-round pick (later traded to Philadelphia – No. 60, Alex Acker) and cash from Phoenix in exchange for F/C **Ben Handlogten** and F **Keon Clark** ... Acquired G **Gordan Giricek** in exchange for G **DeShawn Stevenson** and a future second-round pick (2007 from Sacramento, later traded to Miami – No. 39 Stanko Barac).
F/G **Matt Harpring** (right knee surgery) lost for season.
Signed C **Mikki Moore** for the remainder of the season.

2004-05

- June 22, 2004: Charlotte selected F **Aleksandar Pavlovic** (12th overall) from Utah in the 2004 Expansion Draft.
- June 24, 2004: Selected **Kris Humphries** (14th overall), **Kirk Snyder** (16th overall) and **Pavel Podkolzin** (21st overall) in the first round of the 2004 NBA Draft ... Traded draft rights to **Pavel Podkolzin** to the Dallas in exchange for a 2005 first-round pick (later traded to Portland – No. 27, Linas Kleiza).
- July 1, 2004: Named **Tyrone Corbin** an assistant coach.
- July 8, 2004: Signed first-round picks F **Kris Humphries** and G **Kirk Snyder**.
- July 14, 2004: Re-signed G **Carlos Arroyo** to a four-year contract. Signed restricted free agent F **Carlos Boozer** (Cavaliers) and F/C **Mehmet Okur** (Pistons) to offer sheets.
- July 19, 2004: Re-signed G **Gordan Giricek** to a four-year contract.
- July 23, 2004: Re-signed F/C **Jarron Collins** to a two-year contract.
- July 27, 2004: Signed restricted free agent F/C **Mehmet Okur** to a six-year contract (Pistons failed to match offer sheet.)
- July 30, 2004: Signed restricted free agent F **Carlos Boozer** to a six-year contract. (Cavaliers failed to match offer sheet.)
- August 21, 2004: Declined to match offer sheet restricted free agent G **Mo Williams** signed with Milwaukee.
- September 30, 2004: Signed C **Peter Cornell**, F **Cedric Henderson**, G **Jason Miskiri**, G **Keith McLeod** and C **Aleksandar Radojevic** to contracts and invited them to training camp.
- October 22, 2004: Requested waivers on C **Peter Cornell** and F **Cedric Henderson**.
- October 28, 2004: Requested waivers on G **Jason Miskiri**.
- October 29, 2004: Signed F **Andre Kirilenko** to a multi-year contract extension.
- October 31, 2004: Exercised the fourth-year options on G **Raul Lopez** and C **Curtis Borchardt**.
- November 3, 2004: Signed G **Howard Eisley**.
- January 4, 2005: Requested waivers on C **Aleksandar Radojevic**.
- January 21, 2005: Acquired C/F **Elden Campbell** and a future first-round draft pick (2006, later traded to Portland –No. 30, Joel Freeland) from Detroit in exchange for G **Carlos Arroyo**.
- January 26, 2005: Requested waivers on C/F **Elden Campbell**.
- February 1, 2005: Activated G **Kirk Snyder** from the injured list.
- February 23, 2005: Placed G **Raul Lopez** (left knee injury) on the injured list and activated G **Keith McLeod**.
- March 2, 2005: Placed F **Carlos Boozer** on the injured list.
- March 3, 2005: Signed G **Randy Livingston** to the first of consecutive 10-day contracts.
- March 8, 2005: Placed F/C **Jarron Collins** on the injured list (sprained right shoulder).
- March 9, 2005: Signed F/C **Ben Handlogten** to the first of consecutive 10-day contracts.
- March 23, 2005: Signed G **Randy Livingston** for the remainder of the season.
- March 26, 2005: Placed F **Andre Kirilenko** (broken left wrist) on the injured list and activated F/C **Jarron Collins**.
- March 29, 2005: Signed F/C **Ben Handlogten** for the remainder of the season.
- April 11, 2005: NBA suspended G **Kirk Snyder** for one game for his role in an altercation following April 9 game at Dallas.

2005-06

June 7, 2005:	Traded 2005 second-round pick (from Phoenix - No. 60, Alex Acker) to Philadelphia in exchange for a 2008 second-round pick (No. 44, Ante Tomic).
June 28, 2005:	Acquired third overall pick (Deron Williams) in 2005 NBA Draft from Portland in exchange for the sixth pick (Martell Webster) and 27th pick (Linus Kleiza) in 2005 Draft and a conditional 2006 first round pick (from Detroit - No. 30, Joel Freeland)... Selected Deron Williams (3rd overall) in the first-round and C.J. Miles (34th overall) and Robert Whaley (from Chicago, 51st overall) in the second-round of the 2005 NBA Draft.
July 6, 2005:	Named Scott Layden an assistant coach.
July 11, 2005:	Signed first-round pick G Deron Williams and second-round pick G C.J. Miles .
August 2, 2005:	Acquired C Greg Ostertag from Memphis as part of a five-team, 13-player trade in which the Jazz sent C Curtis Borchardt to Boston, G Kirk Snyder to New Orleans and G Raul Lopez to Memphis.
August 25, 2005:	Signed second-round draft pick C Robert Whaley .
September 1, 2005:	Signed free agent G Milt Palacio .
September 2, 2005:	Signed San Antonio G Devin Brown to an offer sheet.
September 14, 2005:	Signed restricted free agent G Devin Brown (Spurs failed to match offer sheet).
October 3, 2005:	Re-signed G Keith McLeod .
October 3, 2005:	Signed rookie free agents F Mark Karcher , C James Lang , F Spencer Nelson , G Andre Owens and F Cory Violette and invited them to training camp.
October 16, 2005:	Released F's Mark Karcher and Cory Violette .
October 27, 2005:	Released C James Lang and F Spencer Nelson ... NBA suspended C Robert Whaley for first two regular season games for his role in an altercation during October 25 preseason game vs. L.A. Lakers.
December 19, 2005:	Fined and suspended C Robert Whaley for one game and fined G Deron Williams .
January 26, 2006:	Suspended C Greg Ostertag for one game without pay for conduct detrimental to the team.
April 17, 2006:	C Greg Ostertag announced his retirement from basketball.

2006-07

June 8, 2006:	Acquired C Rafael Araujo from Toronto in exchange for F Kris Humphries and C Robert Whaley .
June 28, 2006:	Selected Ronnie Brewer in the first round (14th overall) and Dee Brown (from Chicago, 46th overall) and Paul Millsap (47th overall) in the second round of the 2006 NBA Draft.
June 30, 2006:	Exercised the team option on G Keith McLeod's contract for the 2006-07 season.
July 4, 2006:	Signed rookie free agent F Roger Powell Jr.
July 7, 2006:	Signed first-round pick G Ronnie Brewer to a multi-year contract.
July 12, 2006:	Re-signed free agent F/G Matt Harpring ... Re-signed G Andre Owens , then acquired G Derek Fisher from Golden State in exchange for Owens and G's Devin Brown and Keith McLeod .
July 20, 2006:	Re-signed free agent F/C Jarron Collins .
August 1, 2006:	Signed second-round pick F Paul Millsap to a contract.
August 29, 2006:	Signed second-round pick G Dee Brown to a contract.
October 2, 2006:	Signed G Brian Chase , F Hiram Fuller , F Tyler Smith and C Frans Steyn and invited them to training camp.
October 13, 2006:	Placed F Tyler Smith and C Frans Steyn on waivers.
October 30, 2006:	Placed F Hiram Fuller on waivers.
November 2, 2006:	Signed VP of basketball operations, Kevin O'Connor , to a multi-year contract extension.

November 14, 2006:	Placed G Brian Chase on waivers.
November 14, 2006:	Announced the Delta Center would be renamed EnergySolutions Arena .
January 4, 2007:	Placed F Roger Powell Jr. on waivers.
February 7, 2007:	Signed F Louis Amundson from the NBA Development League's Colorado 14ers to the first of consecutive 10-day contracts.
February 22, 2007:	Acquired F/C Alan Henderson and cash from Philadelphia in exchange for the right to swap future second-round picks.
February 27, 2007:	Released F Louis Amundson from his second 10-day contract.
March 2, 2007:	Placed F/C Alan Henderson on waivers.

2007-08

June 28, 2007:	Selected Morris Almond in the first round (25th overall) and Herbert Hill (55th overall) in the second round of the 2007 NBA Draft ... Traded draft rights to Herbert Hill and trade considerations to Philadelphia in exchange for the draft rights to Kyrylo Fesenko (selected 38th overall).
June 29, 2007:	Tendered qualifying offers to G's Dee Brown and C.J. Miles .
July 6, 2007:	Signed first-round pick G Morris Almond to a multi-year contract.
July 12, 2007:	Placed G Derek Fisher on waivers.
July 13, 2007:	Signed free agent G Jason Hart .
July 18, 2007:	Team president Dennis Haslam announced his resignation effective July 21 ... Randy Rigby named team president.
July 30, 2007:	Signed free agent G Ronnie Price to a multi-year contract.
August 15, 2007:	Signed C Kyrylo Fesenko to a multi-year contract.
October 1, 2007:	Signed F Damone Brown , F Donnell Harvey and F Kevin Lyde and invited them to training camp.
October 22, 2007:	Requested waivers on F Damone Brown and F Donnell Harvey .
October 24, 2007:	Exercised third-year option on G Ronnie Brewer .
October 29, 2007:	Requested waivers on F Kevin Lyde .
December 3, 2007:	Signed head coach Jerry Sloan to a contract extension.
December 29, 2007:	Acquired F Kyle Korver from Philadelphia in exchange for G Gordan Giricek and a protected first-round pick (2010, later traded to Minnesota - No. 23, Trevor Booker).

2008-09

June 26, 2008:	Selected Kosta Koufos in the first round (23rd overall), and Ante Tomic (from Philadelphia, 44th overall) and Tadija Dragicevic (53rd overall) in the second round of the 2008 NBA Draft.
June 27, 2008:	Exercised team option on F Paul Millsap for the 2008-09 season ... Tendered qualifying offer to G C.J. Miles .
July 10, 2008:	Signed first-round pick C Kosta Koufos to a multi-year contract.
July 18, 2008:	Signed G Deron Williams to a multi-year contract extension (begins 2009-10).
July 23, 2008:	Acquired G Brevin Knight from the L.A. Clippers in exchange for G Jason Hart .
July 25, 2008:	Re-signed restricted free agent G C.J. Miles (matched Oklahoma City's offer sheet).
September 29, 2008:	Signed F Kevin Lyde , G Gerry McNamara F Gabe Muoneke and invited them to training camp ... Exercised fourth-year option on G Ronnie Brewer .
October 22, 2008:	Waived F Kevin Lyde and F Gabe Muoneke .
October 27, 2008:	Waived G Gerry McNamara .
October 31, 2008:	Declined third-year option on G Morris Almond .
February 20, 2009:	Owner Larry H. Miller died at the age of 64 as a result of complications due to type 2 diabetes.
April 24, 2009:	Broadcaster " Hot " Rod Hundley announced he would retire following the season.

2009-10

June 12, 2009:	Exercised team option on C Kyrylo Fesenko for the 2009-10 season.
June 25, 2009:	Selected Eric Maynor in the first round (20th overall) and Goran Suton (50th overall) in the second round of the 2009 NBA Draft.
June 26, 2009:	Tendered qualifying offer to F Paul Millsap .
July 1, 2009:	Signed first-round pick G Eric Maynor to a multi-year contract.
July 8, 2009:	Signed C Mehmet Okur to a two-year contract extension (begins 2010-11).
July 14, 2009:	Re-signed G Ronnie Price .
July 17, 2009:	Re-signed restricted free agent F Paul Millsap (matched Portland's offer sheet).
September 1, 2009:	Signed Goran Suton .
September 25, 2009:	Signed G Ronald Dupree , G Paul Harris , G Wesley Matthews , F Alexander Johnson and F Spencer Nelson .
October 1, 2009:	Waived F Alexander Johnson , F Spencer Nelson and F/C Goran Suton .
October 22, 2009:	Waived F Ronald Dupree and G Paul Harris .
December 2, 2009:	Signed head coach Jerry Sloan to a one-year contract extension.
December 22, 2009:	Acquired draft rights to F/C Peter Fehse and a trade exception from Oklahoma City in exchange for F Matt Harpring and G Eric Maynor .
January 5, 2010:	Signed G Sundiata Gaines from the NBA Development League's Idaho Stampede to the first of consecutive 10-day contracts.
January 25, 2010:	Signed G Sundiata Gaines for the remainder of the season.
February 18, 2010:	Acquired a 2011 protected first-round draft pick (later traded to Minnesota – No. 20, Donatas Motiejunas)
March 4, 2010:	Signed G/F Othys Jeffers from the NBA Development League's Iowa Energy to the first of consecutive 10-day contracts.
March 24, 2010:	Signed G/F Othys Jeffers for the remainder of the season.

2010-11

June 24, 2010:	Selected Gordon Hayward in the first round (ninth overall) and Jeremy Evans (55th overall) in the second round of the 2010 NBA Draft.
June 28, 2010:	Tendered qualifying offer to C Kyrylo Fesenko and G Wesley Matthews .
July 1, 2010:	Signed first-round pick F Gordon Hayward to a multi-year contract.
July 8, 2010:	Signed and traded free agent F Carlos Boozer to Chicago in exchange for a trade exception (used on 7/13/10) and the rights to F Mario Austin .
July 13, 2010:	Acquired C/F Al Jefferson from Minnesota in exchange for C Kosta Koufos , a 2011 protected first-round draft pick (from Memphis, No. 20, Donatas Motiejunas), a future first-round draft pick (2012 later traded to Houston – No. 18, Terrence Jones) and a trade exception (from 7/8/10).
July 19, 2010:	Signed free agent G Raja Bell to a multi-year contract.
July 20, 2010:	Declined to match offer sheet restricted free agent G Wesley Matthews signed with Portland.
August 5, 2010:	Signed executive VP of basketball operations/general manager Kevin O'Connor to a multi-year contract extension.
September 15, 2010:	Signed free agent C/F Francisco Elson to a one-year contract.
September 24, 2010:	Signed free agent G Earl Watson to a one-year contract.
September 27, 2010:	Re-signed restricted free agent C Kyrylo Fesenko ... Signed second-round pick F Jeremy Evans ... Signed F Demetris Nichols and G Ryan Thompson and invited them to training camp.
October 21, 2010:	Waived G Sundiata Gaines , F Othys Jeffers , F Demetris Nichols and G Ryan Thompson .
November 29, 2010:	Signed head coach Jerry Sloan to a one-year contract extension.
February 10, 2011:	Announced resignation of head coach Jerry Sloan and assistant coach Phil Johnson ... Named Tyrone Corbin head coach.
February 14, 2011:	Named Jeff Hornacek as an assistant coach for the remainder of the season.

February 23, 2011:	Acquired G Devin Harris , F Derrick Favors , a 2011 first-round pick (No. 3, Enes Kanter) and a protected future first-round pick (from Golden State, 2013, later traded to Minnesota - No. 21 Gorgui Dieng) from New Jersey in exchange for G Deron Williams .
March 1, 2011:	Signed head coach Tyrone Corbin to a multi-year contract.
March 9, 2011:	Signed C Marcus Cousin from the NBA Development League's Austin Toros to a 10-day contract. (Expired on 3/18)
March 30, 2011:	Signed G Kyle Weaver from the NBA Development League's Austin Toros to a 10-day contract. (Expired on 4/10)
June 23, 2011:	Selected Enes Kanter (from New Jersey, third overall) and Alec Burks (12th overall) in the first round of the 2011 NBA Draft.
June 29, 2011:	Exercised fourth-year team option on G/F C.J. Miles for the 2011-12 season ... Exercised rookie contract options on F Derrick Favors and F Gordon Hayward for the 2012-13 season.

2011-12

September 12, 2011:	Named Rich Sheubrooks executive director of global and pro scouting.
October 6, 2011:	Named Sidney Lowe as an assistant coach, joining Jeff Hornacek and Scott Layden .
December 7, 2011:	Named Michael Sanders as assistant coach/player development.
December 9, 2011:	Signed first-round picks C Enes Kanter and G Alec Burks ... Re-signed free agent G Earl Watson .
December 10, 2011:	Signed F Trey Gilder , G Keith McLeod and G Jamaal Tinsley and invited them to training camp.
December 13, 2011:	Signed F Paul Carter and invited him to training camp.
December 14, 2011:	Signed G Scottie Reynolds and invited him to training camp.
December 15, 2011:	Signed free agent F Josh Howard to a one-year contract
December 21, 2011:	Waived F Paul Carter , F Trey Gilder , G Keith McLeod and G Scottie Reynolds .
December 22, 2011:	Acquired a 2015 second-round draft pick (later traded to Atlanta - 6/27/13) and a trade exception (used on 6/29/12) from New Jersey in exchange for C Mehmet Okur .
February 9, 2012:	Signed free agent F DeMarre Carroll .
April 10, 2012:	Signed free agent G Blake Ahearn to a 10-day contract.
April 20, 2012:	Signed G Blake Ahearn for the remainder of the season.

2012-13

June 28, 2012:	Selected Kevin Murphy (47th overall) in the second round of the 2012 NBA Draft.
June 29, 2012:	Acquired G Mo Williams from L.A. Clippers and draft rights to G Shan Foster from Dallas as part of a four-team trade in which the Jazz sent its trade exception (from 12/22/11) and the draft rights to F Tadija Dragicevic to Dallas, who also received cash from Houston, the Clippers received F Lamar Odom from Dallas, and Houston received the draft rights to Furkan Aldemir ... Exercised team option on G Jamaal Tinsley for the 2012-13 season ... Tendered qualifying offer to F Jeremy Evans .
July 11, 2012:	Acquired F Marvin Williams from Atlanta in exchange for G Devin Harris ... Re-signed F Jeremy Evans .
July 26, 2012:	Signed free agent G Randy Foye .
August 7, 2012:	Named Dennis Lindsey as general manager ... Kevin O'Connor remains Executive Vice President of Basketball Operations.
September 5, 2012:	Announced assistant coach Scott Layden had accepted an assistant general manager position with San Antonio.
September 6, 2012:	Announced that assistant coach/player development Michael Sanders had been promoted to assistant coach ... Announced Brad Jones as new assistant coach/player development.
September 14, 2012:	Signed second-round pick G Kevin Murphy .
September 25, 2012:	Named Johnnie Bryant as player development assistant.
September 26, 2012:	Signed F Trey Gilder , F Darnell Jackson , G Chris Quinn and C Brian Butch and invited them to training camp.

October 18, 2012:	Waived C Brian Butch and F Trey Gilder .
October 25, 2012:	Waived F Darnell Jackson and G Chris Quinn .
October 26, 2012:	Exercised fourth-year team option on F Derrick Favors and F Gordon Hayward ... Exercised third-year team option on G Alec Burks and C Enes Kanter .
October 30, 2012:	Exercised team option on Head Coach Tyrone Corbin through the 2013-14 season.
November 26, 2012:	Assigned G Kevin Murphy to NBA Development League affiliate Reno Bighorns.
January 8, 2013:	Recalled G Kevin Murphy from NBA Development League affiliate Reno Bighorns.
March 10, 2013:	Waived G Raja Bell ... Signed G Travis Leslie from the NBA Development League's Santa Cruz Warriors to a 10-day contract.
March 19, 2013:	10-day contract of G Travis Leslie expired.
March 27, 2013:	Signed G Jerel McNeal from the NBA Development League's Bakersfield Jam to a 10-day contract.
April 6, 2013:	Signed G Jerel McNeal for the remainder of the season.
May 28, 2013:	Announced assistant coach Jeff Hornacek had accepted the head coach position with Phoenix.
May 29, 2013:	Announced that Karl Malone had been hired to work with Jazz big men.
June 19, 2013:	Named Jerry Sloan as senior basketball adviser.

2013-14

June 27, 2013:	Selected Shabazz Muhammad (14th overall) and Gorgui Dieng (21st overall) in the first round and Erick Green (46th overall pick) in the second round of the 2013 NBA Draft ... Acquired draft rights to Trey Burke (selected ninth overall) from Minnesota in exchange for the draft rights to Shabazz Muhammad and Gorgui Dieng ... Acquired the draft rights to Rudy Gobert (selected 27th overall) from Denver in exchange for the draft rights to Erick Green and cash considerations ... Acquired the draft rights to Raul Neto (selected 47th overall) from Atlanta in exchange for a 2015 second-round pick (Brooklyn's, from Okur trade - 12/22/11).
July 6, 2013:	Signed first-round picks G Trey Burke and C Rudy Gobert .
July 10, 2013:	Acquired C Andris Biedrins , F Richard Jefferson and G Brandon Rush , 2014 (No. 23, Rodney Hood) and 2017 unprotected first-round picks, 2016 and 2017 second-round picks and cash considerations from Golden State, and a 2018 second-round pick from Denver as part of a three-team trade in which the Jazz re-signed free agent G Randy Foye and traded him to Denver, traded G Kevin Murphy to Golden State, Denver traded G Andre Iguodala (via sign-and-trade agreement) to Golden State, and Golden State sent Denver a 2018 second-round pick.
July 19, 2013:	Announced that assistant coach/player development Brad Jones had been promoted to assistant coach.
July 22, 2013:	Signed free agent G John Lucas III .
July 23, 2013:	Named Alex Jensen as player development assistant.
July 29, 2013:	Signed undrafted rookie free agent G Ian Clark .
August 20, 2013:	Named Justin Zanik as assistant general manager.
September 25, 2013:	Waived G Jerel McNeal .
September 26, 2013:	Signed F Mike Harris , G Scott Machado and F Dominic McGuire , and invited them to training camp.
September 30, 2013:	Signed F Brian Cook , G/F Justin Holiday and C Dwayne Jones II , and invited them to training camp.
October 1, 2013:	Signed G Lester Hudson and invited him to training camp.
October 14, 2013:	Waived C/F Dwayne Jones II .
October 19, 2013:	Signed F/C Derrick Favors to a multi-year contract extension.
October 26, 2013:	Waived F Brian Cook , G Justin Holiday , G Lester Hudson , G Scott Machado , and F Dominic McGuire ... Signed G Jamaal Tinsley .
October 30, 2013:	Exercised fourth-year team option on G Alec Burks and C Enes Kanter .
November 12, 2013:	Waived G Jamaal Tinsley .

November 13, 2013:	Signed G Diante Garrett from the NBA Development League's Iowa Energy.
January 7, 2014:	Waived F Mike Harris .
January 25, 2014:	Claimed F Malcolm Thomas off waivers (from San Antonio Spurs).
April 5, 2014:	Waived C Andris Biedrins ... Claimed F Erik Murphy off waivers (from Chicago Bulls).
April 21, 2014:	Announced that head coach Tyrone Corbin would not be offered a new contract.
June 6, 2014:	Named Quin Snyder head coach.
June 10, 2014:	Announced a single "hybrid" affiliation partnership with the Idaho Stampede of the NBA Development League.
June 24, 2014:	Named Brad Jones, Antonio Lang, Alex Jensen, Mike Wells and Johnnie Bryant as assistant coaches.
June 25, 2014:	Extended a qualifying offer to G/F Gordon Hayward .

2014-15

June 26, 2014:	Selected Danté Exum (fifth overall) and Rodney Hood (from Golden State, 23rd overall) in the first round and Jarnell Stokes (35th overall pick) in the second round of the 2014 NBA Draft ... Acquired a 2016 second-round pick from Memphis in exchange for the draft rights to Jarnell Stokes .
July 10, 2014:	Acquired F Steve Novak and the rights to New York's 2017 second-round pick from Toronto in exchange for G Diante Garrett .
July 11, 2014:	Signed first-round picks G Danté Exum and G/F Rodney Hood .
July 12, 2014:	Re-signed restricted free agent G/F Gordon Hayward (matched Charlotte's offer sheet).
July 21, 2014:	Signed free agent F Trevor Booker .
July 22, 2014:	Acquired G Carrick Felix , a 2015 second-round pick (later traded to Portland - No. 54, Daniel Diez) and cash considerations from Cleveland in exchange for G John Lucas III , F Erik Murphy and F Malcolm Thomas .
August 13, 2014:	Named Dean Cooper head coach of NBA Development League affiliate Idaho Stampede.
August 15, 2014:	Signed free agent G Dee Bost .
August 19, 2014:	Signed free agent F Jack Cooley .
August 26, 2014:	Signed free agent F Brock Motum .
August 27, 2014:	Signed free agent G Kevin Murphy .
August 28, 2014:	Signed free agent G Toure' Murry .
September 25, 2014:	Signed free agent G Dahntay Jones .
October 10, 2014:	Waived G Dee Bost and G Kevin Murphy .
October 22, 2014:	Waived F Jack Cooley and G Dahntay Jones .
October 24, 2014:	Exercised options on G Trey Burke and C Rudy Gobert .
October 25, 2014:	Waived F Brock Motum .
October 27, 2014:	Waived G/F Carrick Felix ... Claimed F/G Jordan Hamilton (from Toronto) and F Joe Ingles (from L.A. Clippers) off waivers.
October 31, 2014:	Signed G Alec Burks to a multi-year extension.
November 6, 2014:	Waived F/G Jordan Hamilton .
December 10, 2014:	Signed G/F Patrick Christopher from the Iowa Energy (NBA D-League).
January 4, 2015:	Waived G Toure' Murry .
January 5, 2015:	Signed G/F Elijah Millsap from the Bakersfield Jam (NBA D-League) to the first of consecutive 10-day contracts.
January 6, 2015:	Waived G/F Patrick Christopher .
January 7, 2015:	Signed G Elliot Williams from the Santa Cruz Warriors (NBA D-League) to the first of consecutive 10-day contracts (expired on 1/27).
January 25, 2015:	Signed G/F Elijah Millsap to a multi-year contract.
January 28, 2015:	Signed F Chris Johnson from the Rio Grande Valley Vipers (NBA D-League) to a 10-day contract (expired on 2/7).
February 19, 2015:	Acquired F Grant Jerrett , the rights to C Tibor Pleiss , C Kendrick Perkins and a future first-round pick from Oklahoma City, as well as a 2017 second-round pick

	from the Detroit Pistons as part of a three-team trade in which the Jazz traded C Enes Kanter and F Steve Novak to Oklahoma City; Oklahoma City received G D.J. Augustin and F Kyle Singler from Detroit while sending Detroit G Reggie Jackson . Waived C Kendrick Perkins .
February 21, 2015:	
February 24, 2015:	Signed F Jack Cooley from Idaho Stampede (NBA D-League affiliate) to a 10-day contract (expired on 3/6).
February 24, 2015:	Signed G Bryce Cotton from the Austin Spurs (NBA D-League) to the first of consecutive 10-day contracts.
March 6, 2015:	Signed F Jerrelle Benimon from the Idaho Stampede (NBA D-League affiliate) to a 10-day contract (expired on 3/16).
March 16, 2015:	Signed G Bryce Cotton to a multi-year contract.
March 16, 2015:	Signed F Jack Cooley to a second 10-day contract.
March 24, 2015:	Acquired the Idaho Stampede of the NBA Development League (becoming eighth NBA team to fully own and operate their own NBA D-League team).
March 26, 2015:	Signed F Jack Cooley to a multi-year contract ... Waived G Ian Clark ... Signed F Chris Johnson to a multi-year contract.
April 13, 2015:	Head athletic trainer Gary Briggs announced he would retire following the season.
June 24, 2015:	Named Brian Zettler as head athletic trainer.

2015-16

June 25, 2015:	Hired Jeff Watkinson as assistant coach/integrated player development and Zach Guthrie as manager of basketball strategy/technology ... Selected Trey Lyles (12th overall) in the first round and Olivier Hanlan (42nd overall) and Daniel Diez (from Cleveland, 54th overall) in the second round of the 2015 NBA Draft ... Acquired cash considerations from Portland in exchange for the draft rights to Daniel Diez .
July 1, 2015:	Hired Igor Kokoskov as assistant coach.
July 7, 2015:	Signed first-round pick F Trey Lyles .
July 9, 2015:	Signed G Raul Neto to a multi-year contract.
July 10, 2015:	Re-signed restricted free agent F Joe Ingles to a multi-year contract.
July 14, 2015:	Signed C Tibor Pleiss to a multi-year contract.
August 17, 2015:	Signed free agent G/F Treveen Graham .
August 20, 2015:	Promoted Mark McKown to director of sports science/assistant coach and Isaiah Wright to head strength and conditioning coach.
August 24, 2015:	Signed free agent C Jeff Withey to a multi-year contract.
August 28, 2015:	Signed free agent F J.J. O'Brien .
October 26, 2015:	Announced that EnergySolutions Arena would be renamed Vivint Smart Home Arena .

HISTORY OF THE JAZZ NAME AND LOGO

On March 7, 1974, New Orleans became the 18th member of the NBA as a nine-man group headed by Fred Rosenfeld and Sam Battistone paid \$6.15 million for the expansion franchise. Then on May 3, 1974, Pete Maravich was acquired by trade from Atlanta, becoming the first player in franchise history.

That spring, a contest was held to name the expansion team. Of the more than 6,500 names submitted, eight semi-finalists emerged: Jazz, Dukes, Crescents, Pilots, Cajuns, Blues, Deltas, and Knights.

After much deliberation, team officials announced that the new team name would be the New Orleans Jazz on June 7, 1974.

Three contestants had entered the Jazz name with the same postmark date, so team officials had Miss New Orleans 1974, Kay Johnson, choose a winner out of a hopper. That winner was Steve Brown, a 27-year old broker and transplant New Yorker.

Brown, a self-proclaimed Jazz freak who had once played in a league with Julius Irving, said, "I grew up on Knickerbocker basketball, but this is my team now." He received two Jazz season tickets and a trip to the 1975 NBA All-Star Game in Phoenix.

As the undisputed "Jazz capital of the world", the city embraced the new name. And, for the second time, Jazz had been born in New Orleans. To convey a distinct Mardi Gras theme, purple, gold, and green colors were used and the logo featured the 'J' as an eighth note. The team colors were actually selected prior to the name.

"Jazz is one of those things for which New Orleans is nationally famous and locally proud," owner Fred Rosenfeld said. "It is a great art form which belongs to New Orleans and its rich history."

"As for the tradition of Mardi Gras, the three colors are emblematic of the following: purple for justice, green for faith, gold for power."

The Jazz remained in New Orleans for five years (1974-79) before ownership decided to move the team to Salt Lake City following the 1978-79 season. Despite no history of Jazz music in Utah, the name was kept.

Although many at the time had reservations about Utah's ability to successfully support an NBA team, Utah Jazz fans became some of the most loyal fans in the league. To this day, saxophones, Cajun food, and Mardi Gras beads may be hard to come by in Salt Lake City, but Jazz is definitely in the air.

QUICK JAZZ FACTS:

- The Jazz name was selected because of its definition in the dictionary: "collective improvisation."
- The source of the word "Jazz" is not clear, but the word is often regarded as being of African or Creole origin.

HISTORY OF THE JAZZ LOGO



1974-79

Team Colors:
Purple, Green,
Gold



1979-96

Team Colors:
Purple, Green,
Gold



1996-04

Team Colors:
Purple, Teal,
Light Blue,
Copper, Black



2004-10

Team Colors:
Navy, Powder Blue,
Purple, Silver



2010-present

Team Colors:
Navy, Dark Yellow,
Dark Green, Gray

7 PETE MARAVICH

NUMBER RETIRED DECEMBER 14, 1985



Nicknamed “Pistol Pete” ... Pioneer showman who worked magic with a basketball ... After averaging 44.2 ppg during his four seasons at Louisiana State University, lived up to billing as offensive machine when he averaged 25.2 ppg in 330 games during five-plus seasons with the Jazz ... Became first player in Jazz history when he was traded by the Atlanta Hawks to the expansion New Orleans Jazz on May 3, 1974 ... Scored a franchise-record and league-leading 31.1 ppg in 1976-77 and set the Jazz all-time single game scoring record when he recorded 68 points vs. New York on February 25, 1977 ... Ranks fifth in assists (1,844), fifth in free throws made (1,801) and attempted (2,172), and sixth in points scored (8,324) and field goals made (3,268) and attempted (7,507) on the team’s all-time career list ... First Jazz player ever voted to All-NBA First Team (1975-76 and 1976-77) ... Elected to the Naismith Memorial Basketball Hall of Fame in 1986 and selected as one of the 50 Greatest Players in NBA History ... Trademarks included shaggy hair and lucky gray, floppy socks ... Tore ligaments in right knee on January 31, 1978 ... Died of a heart attack on January 5, 1988, at age 40.

1 FRANK LAYDEN

NUMBER RETIRED DECEMBER 9, 1988



Cornerstone of the organization for more than 20 years ... Helped establish the Jazz as an integral part of the Utah community and brought national attention and respect to the franchise ... Named general manager on May 9, 1979, after the team announced plans to move the franchise from New Orleans ... Added the role of head coach to his GM duties on December 10, 1981, and went on to post a 277-294 (.485) won-lost record over six-plus seasons, the second-best coaching mark in franchise history ... Oversaw emergence of the Jazz into league power, leading the Jazz to its first-ever Midwest Division Championship in 1983-84 ... Named 1983-84 NBA Coach and Executive of the Year for his efforts ... His teams earned five consecutive berths in the playoffs (1983-87) ... Coached the Western Conference All-Stars in 1984 and won the J. Walter Kennedy Citizenship Award that same season ... Retired from coaching during the 1988-89 season and became team President, a position he held until retiring on December 29, 1999 ... Heavily involved in community programs, he and his wife Barbara still lend their support to many worthwhile causes in Utah ... Inducted into the New York City Basketball Hall of Fame in 1998.

35 DARRELL GRIFFITH

NUMBER RETIRED DECEMBER 4, 1993



Nicknamed the "Golden Griff" by Jazz broadcaster "Hot" Rod Hundley ... Fourth-leading scorer in franchise history with 12,391 points ... Averaged 16.2 ppg during his 11-year career ... Burst into the NBA in 1980-81 and earned Rookie of the Year honors after averaging a Jazz rookie-record 20.6 ppg ... Selected by Utah in the first round of the 1980 NBA Draft (second pick overall), after leading the University of Louisville to the NCAA Championship and being named 1980 College Player of the Year ... Scored a career-best 22.6 ppg during the 1984-85 season and led the league in three-point field goal percentage at .358 (92-257) ... Connected on 530-for-1,596 (.332) three-pointers during his career and stands third on the franchise's all-time list for three-point field goals made ... Also ranks third in field goals attempted (11,305), third in field goals made (5,237), fourth in games played (765), minutes played (21,403), and steals (931), sixth in free throw attempts (1,961), and seventh in free throws made (1,387), rebounds (2,519) and assists (1,627) on Jazz's all-time ledger.

53 MARK EATON

NUMBER RETIRED MARCH 1, 1996



One of the most imposing defensive players in league history ... Named NBA Defensive Player of the Year twice (1984-85, 1988-89) and selected to the NBA All-Defensive First Team three times (1984-85, 1985-86, 1988-89) and the Second Team twice (1986-87, 1987-88) ... Played 875 games for Utah (third on the Jazz all-time list) during his 13-year career after being selected by the Jazz in the fourth round of the 1982 NBA Draft ... Led the league in blocks four times (1983-84, 1984-85, 1986-87, 1987-88) and set the NBA's all-time record for most blocks in a season (456) and highest per game average (5.56 bpg) in 1984-85 ... Finished career with 3,064 blocks, tops on the Jazz all-time list and still remains third on the NBA's all-time list behind Hakeem Olajuwon and Kareem Abdul-Jabbar ... Owns the NBA's all-time playoff record for most blocks in a game with 10 vs. Houston on April 26, 1985 ... One of 11 players in NBA history drafted in the fourth round or lower to play in an All-Star Game (1989 at Houston) ... Resides in Park City, Utah, and remains active in the community hosting various camps and clinics for kids ... Owns and operates Tuscanry, a popular restaurant in Salt Lake City.

14 JEFF HORNACEK

NUMBER RETIRED ON NOVEMBER 19, 2002



Considered one the top shooting guards in league history, connecting on .496 percent from the field (5,929-11,957), including .403 percent from three-point range (828-2,055) and .877 percent from the free throw line (2,973-3,390) for his career ... Perennial league-leader in free throw percentage (second in 1995-96 and 1997-98, third in 1996-97), sixth in 1998-99, seventh in 1991-92 and 1993-94, eighth in 1990-91) and in three-point field goal percentage (second in 1997-98, third in 1990-91 and 1991-92, fifth in 1995-96, seventh in 1998-99) ... Ranks eighth in NBA history in free throw percentage ... Tied an NBA single-game record for most three-point field goals without a miss when he shot 8-for-8 from behind the arc vs. Seattle on November 23, 1994 ... Made 11 consecutive three-pointers without a miss (December 30, 1994 to January 11, 1995), tying for the third best mark in league history ... Played in 477 of a possible 487 after joining the Jazz in 1994 and averaged 14.4 points, connecting on .494 percent from the field (.428 percent from three-point range) and .897 percent from the free throw line ... Ranks first in free throw percentage and three-point field goal percentage, third in three-point field goals made (439) and attempted (1,025), fourth in assists (1,895), fifth in steals (618), sixth in free throws made (1,499), seventh in field goal percentage (.494 percent) and free throws attempted (1,672), eighth in points scored (6,848), field goals made (2,455) and attempted (4,967) and minutes played (14,730) and 10th in scoring average (14.3) on the Jazz' all-time ledger ... Played his first six seasons for Phoenix, averaging 13.7 points and 5.4 assists ... Overall for his career, averaged 14.5 points, 4.9 assists, 3.4 rebounds and 1.43 steals in 1,077 NBA games ... Scored a career-high 40 points vs. Seattle on November 23, 1994, grabbed a career-high 14 rebounds at Portland on November 2, 1991, and served up a career-high 18 assists twice ... Was selected to play in the 1992 NBA All-Star Game in Phoenix where he scored 11 points with 3 assists in 24 minutes ... Won the AT&T Three-point Shootout during All-Star Weekend in New York City in 1998 and successfully defended his title during the 2000 All-Star Weekend played at Golden State ... Retired from the NBA following the 1999-2000 season. Later served as a Jazz assistant coach from 2011-13... Currently head coach of the Phoenix Suns.

12 JOHN STOCKTON

NUMBER RETIRED ON NOVEMBER 22, 2004



Named one of the 50 Greatest Players in NBA history and considered by most as the greatest pure point guard in league history ... Finished his career averaging 13.1 points, 10.5 assists, 2.7 rebounds and 2.17 steals in 1,504 contests ... NBA's all-time leader in assists (15,806) and steals (3,265) ... Two-time Olympic Gold Medal winner as a member of the 1992 "Dream Team" in Barcelona and the 1996 United States team in Atlanta ... Named to the All-NBA First Team twice (1993-94 and 1994-95), the All-NBA Second Team six times (1987-90, 1991-92, 1992-93 and 1995-96) and the All-NBA Third Team three times (1990-91, 1996-97 and 1998-99) ... NBA All-Defensive Second Team selection five times (1988-89, 1990-92, 1994-95 and 1996-97) ... Selected to 10 NBA All-Star Games (1989-97, 2000) and was named co-MVP along with Karl Malone in the 1993 game played in Salt Lake City ... Holds the NBA record for most seasons leading the league in assists (nine, 1987-88 through 1995-96), most assists in a single season (1,164 in 1990-91) and highest single season assists-per-game averaged (14.5 in 1990-91) ... Recorded a career-high 28 assists, vs. San Antonio on January 15, 1991, and set the NBA record for most assists by a visiting player with 27 assists at New York on December 12, 1989 ... Recorded 16 consecutive seasons in the league's top ten in assists ... Became the NBA's all-time leader in steals on February 20, 1996 vs. Boston ... Led the league in steals twice 1988-89 and 1991-92 ... Scored his 19,000th career point November 26, 2002 and finished his career with 19,711 points ... Played in 1,504 of a possible 1,526 games during his career (.986) and ranks third in the NBA's all-time list in games played ... Played in every game in 17 of his 19 seasons, missing four games in 1989-90 (two due a sprained left ankle and two with a viral infection) and 18 games in 1997-98 due to left knee surgery ... Played in a career-high 609 consecutive games (2/13/90 - 4/20/97) and had played in 442 consecutive games when he announced his retirement ... Played all 19 seasons with the Jazz, setting a league record for most seasons with the same franchise (1984-2003) and became the seventh oldest player in league history (41), when he reached that milestone on March 26, 2003 ... Appeared in the NBA Playoffs in all 19 seasons and played in 182 of the 193 playoffs games in Jazz history ... Ranks first in NBA history for most consecutive seasons in the playoffs and for most appearances ... Ranks second in league playoff history in assists (1,839), fourth in steals in (338) and ninth in games played ... Retired from the Jazz on May 1, 2003.

RETIRED NUMBERS

32 KARL MALONE

NUMBER RETIRED ON MARCH 23, 2006



Named one of the 50 Greatest Players in NBA History ... Two-time NBA Most Valuable Player (1997, 1999) ... Career averages of 25.4 points, 10.2 rebounds, 3.5 assists, 1.42 steals and .78 blocks in 1,434 games ... Maintains eighth-highest scoring average in league history ... One of two players (Jerry West) to average at least 25 points in 11 consecutive seasons (1987-1998) ... Holds NBA record for most consecutive seasons (11) with 2,000 or more points (1988-1998) and most seasons (12) with 2,000 or more points ... Only player in league history named to All-NBA First Team 11 times (1989-1999) ... All-NBA Second Team selection in 1987-88 ... Three-time NBA All-Defensive First Team honoree (1997-99) as well as a Second-Team selection in 1987-88 ... Scored in double figures 575 consecutive games, third-longest streak in NBA history behind Michael Jordan (840) and Kareem Abdul-Jabbar (787), from December 18, 1991, through March 26, 1999 ... Led league in free throws made a record eight times (1988-89 through 1992-93 and 1996-97 through 1998-99) ... Played in career-high 543 consecutive games from December 18, 1991, to April 8, 1998, with streak ending due to league suspension ... Played all 82 games in a season 10 times, tied for third all-time (14-John Stockton, 14-A.C. Green, 10-Randy Smith) ... Ranks behind only John Stockton (1,504) for most games played with one franchise at 1,434 ... Two-time Olympic gold medal-winner as member of 1992 "Dream Team" in Barcelona and in 1996 U.S. team in Atlanta ... Voted 1998-99 Most Valuable Player by media with 827 points, defeating Alonzo Mourning (773) and Tim Duncan (740) ... Voted MVP in 1996-97, defeating Michael Jordan (986 to 957 points) ... Won 1997-98 IBM Award, designed to honor the player who contributes the most to his team's overall success ... One of eight players to win All-Star Game MVP honors at least twice, claiming honors 1989 and 1993 (co-MVP with John Stockton) ... Scored a career-high 61 points (21-26 FG, 19-19 FT), the most by a Jazz player since the Jazz moved to Utah, vs. Milwaukee on January 27, 1990 ... Has scored 50+ points four times, 40+ points 44 times and 30+ points 427 times ... Jazz were 312-115 (.731 percent) when "The Mailman" scored 30 or more points ... Registered three triple-doubles in his career (most recently 29 points, 12 rebounds, 10 assists vs. the L.A. Clippers on 5/4/99) ... Named NBA Player of the Week 23 times and Player of the Month seven times ... Finished third to Patrick Ewing (36 votes) and Xavier McDaniel (16.5) with 14.5 votes for 1985-86 Rookie of the Year ... Named to 1985-86 All-Rookie Team.

4 ADRIAN DANTLEY

NUMBER RETIRED ON APRIL 11, 2007



One of the most prolific scorers in NBA history, amassed 23,177 points during his 15-year NBA career, ranking 18th on the all-time list ... Appeared in 461 games as a Jazzman, averaging 29.6 points, 6.2 rebounds, 3.7 assists and 1.09 steals while shooting .562 (4908-8737) ... Six-time NBA All-Star with Jazz (1980-86) ... All-NBA Second Team in 1980-81 and 1983-84 ... Led the NBA in scoring in 1980-81 (30.7 ppg) and 1983-84 (30.6) ... Averaged 30+ points in four straight seasons (1980-84) ... Scored 40+ points 49 times with Jazz ... Averaged 26.6+ points each season from 1980-87 ... Five times led the NBA in free throws made, shooting .818 for his career, ranking seventh in NBA history in free throws made ... Has three of top five games based on free throws made in NBA history ... Shares the NBA record for free throws made in a game with 28 vs. Houston, 1/4/84 ... Career .540 field-goal shooter ... Has three of the top six scoring games in Jazz franchise history, including 57 (20-27) vs. Chicago on 12/4/82 ... Led the Jazz in scoring six times in seven years, 1979-82, 1983-86 ... Piloted Jazz to first winning season in franchise history (1985-86) ... Led the Jazz to the playoffs three times (1984-86) ... 1984 NBA Comeback Player of the Year ... 1977 NBA Rookie of the Year ... Holds Jazz franchise single-season records for highest free-throw percentage (.576, 730-1267) in 1979-80 and free throws made and attempted (913-946) in 1983-84 ... Holds five of the top 10 scoring averages in franchise history (3rd-6th, 10th) ... Ranks first in points per game (29.6 ppg), first in shooting percentage (.562, 4,908-8,737), third in scoring (13,635) behind Malone and Stockton, third in free throws made and attempted (3,814-4,663) behind Malone and Stockton, fourth in field goals made and attempted (4,908-8,737) behind Malone and Stockton, fifth in offensive rebounds (1,169), sixth in assists (1,702), seventh in rebounds (2,845), eighth in assists per game (3.7), eighth in steals (502), and ninth in rebounds per game (6.2) on the Jazz's all-time ledger ... Owns all-time record for free throw attempts made in a single game (31) and shares record of most offensive rebounds in a single game (13) ... Acquired by the Jazz from L.A. Lakers in exchange for Spencer Haywood on September 13, 1979 ... Traded by the Jazz to Detroit on August 21, 1986 ... In addition to the Jazz, Lakers and Pistons, also played with Buffalo, Indiana, Dallas and Milwaukee in 15-year NBA career ... Olympic gold medalist in 1976.

"HOT" ROD HUNDLEY

BANNER RAISED JANUARY 29, 2010



The original "Voice of the Jazz," called games for the team's first 35 years of existence (1974-2009) ... Called games with a distinctive voice and unique play-by-play style that made him instantly recognizable to audiences nationwide ... Among his most well-known expressions are "You gotta love it, baby!," "leapin' leaner," "Stockton to Malone," and "With a gentle push, and a mild arc, the old cowhide globe hits home" ... Was the Curt Gowdy Media Award recipient by the Naismith Memorial Basketball Hall of Fame in 2003 ... Winner of the NBA's Distinguished Broadcaster Award in 1994, only the third recipient of that honor at the time ... Inducted into the Utah Broadcast Hall of Fame in 2004 ... Also a member of the Utah Summer Games Hall of Honor (2005) ... Was the longest tenured Jazz employee and only member of the original New Orleans Jazz staff at the time of his retirement following the 2008-09 season ... Called 3,051st and final Utah Jazz game on April 27, 2009 (at Los Angeles Lakers) ... Missed only 14 games in 35 years ... Called all five seasons of New Orleans Jazz basketball (1974-79), relocating with the team to Salt Lake City in 1979 (called Utah Jazz games 1979-2009) ... Called first ever Jazz game October 17, 1974 at New York ... The only voice of the Jazz from 1974-2005 as the team simulcast its radio and TV broadcasts ... Moved to radio when the broadcasts split in 2005 (was Jazz radio voice 2005-09) ... Called 2,500th Jazz game on February 19, 2003 (vs. Los Angeles Lakers) ... Called his 3,000th Jazz game on January 7, 2009 (vs. New Orleans Hornets) ... Prior to joining the Jazz, was a radio/TV analyst for Los Angeles Lakers (1967-69) and Phoenix Suns (1969-74) ... Was also a national broadcaster for CBS (1972-74, '78-81), working three NBA All-Star Games (1974, 1980, 1981) and four NBA Finals (1974, 1979, 1980, 1981) ... Was also a radio analyst for three NBA All-Star Games (1977, 1987, 1989) ... A two-time consensus All-American during four seasons at West Virginia University (1954-57), was No. 1 overall pick of 1957 NBA Draft by the Cincinnati Royals, WVU's only No. 1 pro selection in any sport ... Selected to the NCAA's Silver Anniversary All-America Team (1982) ... Played six NBA seasons (1957-63) for the Minneapolis and Los Angeles Lakers ... Was a two-time NBA All-Star ... West Virginia retired his No. 33 on January 23, 2010 ... On January 29, 2010, the Jazz raised a banner featuring a microphone in his honor and dedicated the Vivint Smart Home Arena pressroom as the "Hot Rod Hundley Media Center." ... Passed away at the age of 80 at his home in the Phoenix area on March 27, 2015.

1223 JERRY SLOAN

BANNER RAISED JANUARY 31, 2014



The 1223 represents the combined total of regular season (1127) and playoff wins (96) over his 23 seasons as Jazz head coach from 1988-2011 ... Now a Jazz senior basketball adviser, currently in his 31st season with the franchise after having previously served the organization as either head coach, assistant or scout every year over a 28-season span stretching from 1984-2011 ... Worked for the Jazz as a scout (1983-84), became an assistant coach to Frank Layden on November 19, 1984, and was named the sixth head coach in franchise history on December 9, 1988, when Layden resigned ... Finished his career as the winningest coach in Jazz franchise history for both regular season wins and winning percentage (1,127-682, .623) and playoff victories (96) ... A 2009 inductee into the Naismith Memorial Basketball Hall of Fame, retired with the third most wins in NBA history (1,221-803), sixth best winning percentage (.603) all-time (min. 500 wins), two NBA Finals appearances (1997 and 1998) and seven division titles ... Guided the Jazz to 16 consecutive winning seasons and thirteen 50-win seasons ... His teams made 20 trips to the NBA Playoffs (19 with Utah: 1989-2003, '07-10) and his 98 playoff wins are the sixth most in NBA history ... Span as Jazz head coach remains the longest tenure of any coach in NBA history ... Ranks first on the NBA's all-time list for consecutive games coached with one franchise (1,809), and also owns the record for most wins with one team (1,127) ... One of just four coaches in league history to win at least 50 games in 10 different seasons (Pat Riley, Phil Jackson, Gregg Popovich) and his 16 consecutive winning seasons (1988-2004) are third-most all-time (Riley-19, Popovich-17) and he joins Popovich (16) and Red Auerbach (11) as the only coaches in NBA history with 10 straight winning seasons with one team ... Only coach to ever win 1,000 games with one franchise and fifth coach in NBA history to record 1,000 career wins ... Voted by his peers as The Sporting News 2004 NBA Coach of the Year after leading the Jazz to a 42-40 record the season following the departures of Stockton and Malone ... Was runner-up for the Red Auerbach NBA Coach of the Year ... Also finished second in NBA Coach of the Year balloting in 2006-07 ... Named NBA Western Conference Coach of the Month 10 times ... The longest tenured coach with one franchise in all of major professional sports at the time of his retirement, there were 245 NBA head coaching changes during his Jazz coaching career ... Sloan coached 133 different players during his tenure as head coach of the Jazz.

LARRY H. MILLER

NO. 9 BANNER RAISED AND COURT DEDICATED IN HIS HONOR ON APRIL 14, 2010



1992, he was

“NOBODY LAID DOWN, NOBODY QUIT, NOBODY LEFT ANYTHING IN THE LOCKER ROOM. IT WAS ALL OUT THERE ON THE FLOOR...”

‘I’VE ALWAYS SAID TO OUR GUYS ‘I’LL NEVER ASK YOU TO WIN, BUT I WILL ASK YOU TO GIVE US EVERYTHING YOU’VE GOT.’ ”

A man who truly loved Utah, Larry H. Miller was a well-known entrepreneur, community advocate and humanitarian, who owned the Utah Jazz for 24 years prior to his death in February 2009 ... Miller purchased 50-percent interest in the Jazz on April 11, 1985 from then-owner Sam Battistone, then bought the remaining half on June 16, 1986 ... Under his ownership, the franchise grew considerably and became a winner both on and off the court ... Miller's success as owner of the Jazz was just one chapter in his amazing saga of business achievement and community involvement ... His unwavering personal commitment to professional sports in Salt Lake City created the foundation for a strong franchise in one of the league's smallest markets and was rewarded with achievements such as consecutive trips to the NBA Finals in 1997 and 1998 and hosting the NBA All-Star game in 1993 ... The founding owner of the Larry H. Miller Group of Companies, whose primary business is a network of automobile dealerships spanning the Rocky Mountain West ... His career in the automotive industry grew from roots in the parts business in both Salt Lake City and Denver before he purchased his first dealership in 1979 ... The Larry H. Miller Group of Companies began with the Larry H. Miller Toyota store in Murray, Utah on May 1, 1979 ... Through the years, Miller amassed more than 80 businesses and properties in the western United States, most notably the Jazz, Vivint Smart Home Arena, the Salt Lake Bees (AAA-affiliate of the Los Angeles Angels of Anaheim), Miller Motorsports Park, Megaplex Theatres, and dozens of automobile dealerships spanning the Rocky Mountain West ... Miller also developed vast real estate holdings including commercial and agricultural properties ... In March 2003, Miller opened the Zions Bank Basketball Center, the Jazz's premier basketball training and practice facility which features two full-size NBA courts, totaling 22,200 square feet of court ... His most visible contribution to Salt Lake City was his privately owned Vivint Smart Home Arena, which under his supervision, was completed in 1991 in a then-record 15 months and 24 days, and has served as home for the Jazz for the past 22 seasons ... He received awards from Sports Illustrated, and the American Import Auto Dealers Association for his work in the automobile industry ... In

honored by the International Softball Congress when he was inducted into the ISC Hall of Fame as one of the top pitchers in the country ... He was also awarded honorary doctorate degrees from the University of Utah, Weber State University, Salt Lake Community College and Utah Valley State College ... He was named Utah's 1997 Master Entrepreneur of the Year and received numerous other honors from business, civic and non-profit organizations ... He coined the phrase "Go about doing good until there is too much good in the world" ... Miller and his wife Gail provide close to 300 college scholarships each year ... Larry H. Miller Charities, a foundation funded by monthly contributions from his businesses, fundraising events in the community, and personal donations from employees, has donated millions of dollars to communities in which the Larry H. Miller Group does business ... Larry and Gail also donated millions of dollars to Utah-based colleges and universities for campus improvements such as the state-of-the-art softball and baseball complexes at BYU ... The Larry H. Miller Campus of the Salt Lake Community College (SLCC), was completed in fall 2001 and includes the Larry H. Miller Entrepreneurship Training Center and The Larry and Gail Miller Public Safety Education & Training Center ... Born in Salt Lake City in 1944, Miller grew up modestly in the Capitol Hill area before becoming one of Utah's most successful entrepreneurs and business leaders ... He died from complications due to type 2 diabetes at the age of 64 on February 20, 2009 ... He left behind a profound professional and personal legacy, created a significant and lasting impact on the communities in which he did business, and the more than 7,000 individuals he employed ... Despite all of his success, Miller always maintained that his greatest accomplishment is the family that survives him: his wife, Karen Gail Saxton Miller, their four sons and one daughter, grandchildren, and great grandchildren ... On April 14, 2010, Miller was honored by the Larry H. Miller Corporation as its employees participated in a day of service, his softball No. 9 was raised to the rafters of Vivint Smart Home Arena, and the basketball court was dedicated as Larry H. Miller Court at Vivint Smart Home Arena.



ALL-TIME DRAFT CHOICES

1974 NEW ORLEANS JAZZ EXPANSION DRAFT - MAY 20, 1974

PLAYER	TEAM
Dennis Awtrey	Chicago
Jim Barnett*	Golden State
Walt Bellamy*	Atlanta
John Block*	Kansas City-Omaha
Barry Clemens	Cleveland
E.C. Coleman*	Houston
Lamar Green*	Phoenix
Nate Hawthorne	LA. Lakers
Ollie Johnson*	Portland

PLAYER	TEAM
Bob Kauffman ¹	Buffalo
Toby Kimball*	Philadelphia
Steve Kuberski	Boston
Stu Lantz*	Detroit
Dean Meminger ¹	New York
Louie Nelson*	Washington
Curtis Perry	Milwaukee
Bud Stallworth*	Seattle

*Played for the Jazz

¹ - Traded to Atlanta as stipulation of Pete Maravich trade on 5/3/74.

PLAYERS LOST IN EXPANSION DRAFTS

DRAFT FOR	DATE	SELECTION	JAZZ PLAYER	TEAM
Dallas	5/28/80	22	Jerome Whitehead	Dallas
Charlotte/Miami	6/23/88	10	Rickey Green	Charlotte
Minnesota/Orlando	6/15/89	19	Jim Farmer	Orlando
Toronto/Vancouver	6/24/95	26	Blue Edwards	Vancouver
Charlotte Bobcats	6/22/04	12	Aleksandar Pavlovic	Charlotte

ALL-TIME DRAFT CHOICES

1974

Round	Pick	Player (Position)	From
2	28	Aaron James (F)*	Grambling
3	46	Bruce King (F)	Pan American
4	64	Ray Price (F)	Washington
5	82	Ed Searcy (F)	St. John's
6	100	Lawrence McCray (C)	Florida State
7	118	Joel Copeland (C/F)	Old Dominion
8	136	Jay Piccola (F)	Roanoke College
9	154	Kenny Boyd (F)*	Boston University
10	171	Walter McGary (F)	Tennessee-Chattanooga

1975

Round	Pick	Player (Position)	From
1 (MIL)	7	Rich Kelley (C)*	Stanford
3	37	Rudy Hackett (F)	Syracuse
3	38	Jim McElroy (G)*	Central Michigan
4	55	Mack Coleman (F)	Houston Baptist
5	73	Andre Hampton (F)	Kentucky State
6	91	Rick Schmidt (F)	Illinois
7	109	Bill Higgins (G)	Ashland (OH)
8	127	Harvey Carmichael (G)	Kentucky State
9	145	Fred Stokes (F)	Barber-Scotia (NC)
10	161	Aleksander Belov (C)	USSR

1976

Round	Pick	Player (Position)	From
2 (LAL via POR)	26	Jacky Dorsey (F)	Georgia
3	42	Steve Copp (F)	San Diego State
4	58	John Service (C)	UC Santa Barbara
5	74	Paul Griffin (F)*	Western Michigan
6	94	Bernard Tomlin (G)	Hofstra
7	111	Andy Walker (F/G)*	Niagara
8	128	Richard Bryant (F)	SW Texas State
9	148	Calvin Robinson (F)	Mississippi Valley State
10	164	Art Johnson (F)	Iowa State

1977

Round	Pick	Player (Position)	From
2 (LAL)	44	Essie Hollis (F)	St. Bonaventure
3	50	Tony Hanson (G)	Connecticut
4	72	Dennis Boyd (G)	Detroit Mercy
5	94	Jim Grady (F)	Gonzaga
6	116	Wayne Golden (F)	Tennessee-Chattanooga
7	137	Lusia Harris (C)	Delta State
8	157	Dave Speicher (G)	Toledo

1978

Round	Pick	Player (Position)	From
1 (GS)	11	James Hardy (F)*	San Francisco
2 (GS)	35	Tommy Green (G)*	Southern
4	74	Melvin Davis (F) ^{1a}	North Texas State
4 (CHI)	75	Jeff Covington (F)	Youngstown State
5	96	Don "Duck" Williams (G)*	Notre Dame
6	118	John Douglas (G)	Kansas
7	139	Willie Howard (F)	New Mexico
8	158	Carl Kilpatrick (C)*	NE Louisiana
9	175	Chad Nelson (F)	Drake
10	190	Rickey Williams (G) ²	Long Beach State

^{1a} - Rights traded to San Antonio for a 1979 third-round pick on 7/7/78

(trade later canceled when Davis wasn't signed).

^{1b} - Rights traded to Milwaukee for a 1979 second-round pick on 9/6/78.

² - Rights traded to Chicago for Wilbur Holland on 6/22/79.

1979

Round	Pick	Player (Position)	From
1 (from PHX)	20	Larry Knight (F)	Loyola (IL)
2	23	Tico Brown (G)	Georgia Tech
3	45	Arvid Kramer (C)	Augustana (SD)
4	67	Greg Deane (G)*	Utah
5	89	Wolfe Perry (G)	Stanford
6	109	Ernie Cobb (G)	Boston University
7	129	Paul Poe (F)	Louisiana College
8	148	Keith McDonald (G)	Utah State
9	167	Milt Huggins (G)	Southern Illinois
10	185	Paul Dawkins (F)*	Northern Illinois

ALL-TIME DRAFT CHOICES

1980

Round	Pick	Player (Position)	From
1	2	Darrell Griffith (G)*	Louisville
1 (from PHX)	19	John Duren (G)*	Georgetown
4	72	Alan Taylor (C)	Brigham Young
5	94	Wally West (F)	Boston University
6	118	Kenny Cunningham (G)	Western Michigan
7	140	Dave Colscott (G)	North Carolina
8	163	Jim Brandon (F)	St. Peter's (NJ)
9	181	Paul Renfro (F)	Texas-Arlington
10	201	Leroy Coleman (F)	Middle Tennessee St.

1981

Round	Pick	Player (Position)	From
1 (from HOU)	13	Danny Schayes (C)*	Syracuse
2	27	Howard Wood (F)*	Tennessee
4	73	George Torres (F)	Bethany Nazareth (OK)
5	97	Mike Clark (C)	Oregon
6	119	Kevin Sprewer (F)	Loyola (IL)
7	143	Mike Robinson (C)	Central Michigan
8	165	Bobby Cottage (F)*	Auburn
9	188	Ken Ollie (F)	Wyoming
10	207	Joe Merten (F)	Wisconsin-Eau Claire

1982

Round	Pick	Player (Position)	From
1	3	Dominique Wilkins (F) ¹	Georgia
3	49	Steve Trumbo (F)	Brigham Young
3 (from DET)	55	Jerry Eaves (G)*	Louisville
4	72	Mark Eaton (C)*	UCLA
5	95	Mike McKay (F)	Connecticut
6	118	Alvin Jackson (G)	Southern
7	141	Thad Garner (F)	Michigan
8	164	Rick Campbell (G)	Middle Tennessee St.
10	208	Mike Edwards (G)	New Orleans

1 - Rights traded to Atlanta for John Drew, Freeman Williams and cash on 9/3/82.

1983

Round	Pick	Player (Position)	From
1	7	Thurl Bailey (F)*	North Carolina State
3	54	Bobby Hansen (G)*	Iowa
4	76	Doug Arnold (F)	Texas Christian
5	100	Matt Clark (G)	Oklahoma State
6	122	Fred Gilliam (F)	Clemson
7	146	Gerald Kazanowski (F/C)	Victoria (Canada)
8	168	Michael McCombs (F)	Sante Fe (NM)
9	191	Ron Webb (F)	Oklahoma Christian
10	211	Odell Mosteller (G)	Auburn

1984

Round	Pick	Player (Position)	From
1	16	John Stockton (G)*	Gonzaga
3	62	David Pope (F)	Norfolk State (VA)
4	86	Jim Rowinski (F)	Purdue
5	108	Marcus Gaither (G)	Fairleigh Dickinson
6	132	Chris Harrison (F)	West Virginia Wesleyan
7	154	Bob Evans (C)	Southern Utah State
8	178	Eric Booker (G)	UNLV
9	199	Kelly Knight (F)	Kansas
10	222	Mike Curran (G)	Niagara

The NBA Draft was reduced to a seven-round format in 1985

1985

Round	Pick	Player (Position)	From
1	13	Karl Malone (F)*	Louisiana Tech
2	39	Carey Scurry (F)*	Long Island
4	83	Delaney Rudd (G)*	Wake Forest
5	105	Ray Hall (G/F)	Canisius
6	129	Jim Miller (F)	Virginia
7	151	Mike Wacker (F)	Texas

1986

Round	Pick	Player (Position)	From
1	15	Dell Curry (G)*	Virginia Tech
3	61	John Shasky (C)	Minnesota
3	63	Bill Breeding (C)	Rocky Mountain (MT)
4	84	Marty Embry (F)	DePaul
5	107	Kerry Boagni (F)	Cal-State Fullerton
6	130	Chuck Everson (C)	Villanova
7	153	Mark Mitchell (C)	Hartford

1987

Round	Pick	Player (Position)	From
1	15	José Ortiz (F)*	Oregon State
3	61	Clarence Martin (F/C)	Western Kentucky
3 (from BOS)	68	Billy Donovan (G)	Providence
4	84	Reuben Holmes (C)	Alabama State
5	107	Bart Kofoed (G)*	Kearney State
6	130	Art Sabb (F/G)	Bloomfield College (NJ)
7	153	Keith Webster (G)	Harvard

1988

Round	Pick	Player (Position)	From
1	17	Eric Leckner (C)*	Wyoming
2	42	Jeff Moe (G)	Iowa
3	67	Ricky Grace (G)	Oklahoma

The NBA Draft was reduced to the current two-round format in 1989

1989

Round	Pick	Player (Position)	From
1	21	Theodore "Blue" Edwards (F/G)*	East Carolina
2	48	Junie Lewis (G)	South Alabama

1990

Round	Pick	Player (Position)	From
2 (from SAC)	33	Walter Palmer (C)*	Dartmouth

1991

Round	Pick	Player (Position)	From
1	21	Eric Murdock (G)*	Providence
2	48	Isaac Austin (C)*	Arizona State

1992

Round	Pick	Player (Position)	From
		no picks	

1993

Round	Pick	Player (Position)	From
1	18	Luther Wright (C)*	Seton Hall
2	45	Bryon Russell (F/G)*	Long Beach State

1994

Round	Pick	Player (Position)	From
2	47	Jamie Watson (G/F)*	South Carolina

1995

Round	Pick	Player (Position)	From
1	28	Greg Ostertag (C)*	Kansas

1996

Round	Pick	Player (Position)	From
1	25	Martin Muursepp (F) ¹	Estonia
2	54	Shandon Anderson (F/G)*	Georgia

1- Rights traded to Miami for a future first-round pick (2000 - No. 23, DeShawn Stevenson) on 6/26/96.

1997

Round	Pick	Player (Position)	From
1	27	Jacque Vaughn (G)*	Kansas
2	57	Nate Erdmann (G)	Oklahoma

1998

Round	Pick	Player (Position)	From
1	29	Nazr Mohammed (C) ¹	Kentucky
2	57	Torraye Braggs (F)	Xavier (OH)

1 - Rights traded to Philadelphia for a future first-round pick (1999 - No. 19, Quincy Lewis) on 6/24/98.

1999

Round	Pick	Player (Position)	From
1 (from PHI)	19	Quincy Lewis (F)*	Minnesota
1 (from ORL)	24	Andrei Kirilenko (F)*	Russia
1	28	Scott Padgett (F)*	Kentucky
2	58	Eddie Lucas (G)	Virginia Tech

2000

Round	Pick	Player (Position)	From
1 (from MIA)	23	DeShawn Stevenson (G)*	Washington Union H.S. (CA)
2	50	Kaniel Dickens (F)	Idaho

2001

Round	Pick	Player (Position)	From
1	24	Raul Lopez (G)*	Spain
2	53	Jarron Collins (F/C)*	Stanford

2002

Round	Pick	Player (Position)	From
1	19	Ryan Humphrey (F) ¹	Notre Dame
2	47	Jamal Sampson (F/C) ¹	Oklahoma

1 - Rights traded to Orlando for draft rights to Curtis Borchardt (selected 18th overall) on 6/26/02.

2003

Round	Pick	Player (Position)	From
1	19	Aleksandar Pavlovic (F)*	Serbia
2	47	Maurice Williams (G)*	Alabama

2004

Round	Pick	Player (Position)	From
1	14	Kris Humphries (F)*	Minnesota
1 (from PHI)	16	Kirk Snyder (G)*	Nevada
1 (from HOU)	21	Pavel Podkolzin (C) ¹	Russia

1 - Rights traded to Dallas for a 2005 first-round pick (later traded to Portland - No. 27, Linas Kleiza) on 6/24/04.

2005

Round	Pick	Player (Position)	From
1 (from POR)	3	Deron Williams (G)*	Illinois
2	34	C.J. Miles (G)*	Skyline H.S. (TX)
2 (from CHH via HOU)	51	Robert Whaley (C)*	Walsh (OH)

2006

Round	Pick	Player (Position)	From
1	14	Ronnie Brewer (G)*	Arkansas
2 (from CHH via HOU)	46	Dee Brown (G)*	Illinois
2	47	Paul Millsap (F)*	Louisiana Tech

2007

Round	Pick	Player (Position)	From
1	25	Morris Almond (G)*	Rice
2	55	Herbert Hill (F) ¹	Providence

1 - Rights traded, with trade considerations, to Philadelphia for rights to Kyrylo Fesenko (selected 38th overall) on 6/28/07.

2008

Round	Pick	Player (Position)	From
1	23	Kosta Koufos, (C)*	Ohio State
2 (PHI)	44	Ante Tomic (C)	Croatia
2	53	Tadija Dragicevic (F)	Serbia

2009

Round	Pick	Player (Position)	From
1	20	Eric Maynor (G)*	Virginia Commonwealth
2	50	Goran Suton (F/C)	Michigan State

2010

Round	Pick	Player (Position)	From
1 (from NYK via BOS)	9	Gordon Hayward (F)*	Butler
2	55	Jeremy Evans (F)*	Western Kentucky

2011

Round	Pick	Player (Position)	From
1 (from NJ)	3	Enes Kanter (C)*	Kentucky
1	12	Alec Burks (G)*	Colorado

2012

Round	Pick	Player (Position)	From
2	47	Kevin Murphy (G)*	Tennessee Tech

2013

Round	Pick	Player (Position)	From
1	14	Shabazz Muhammad (G/F) ¹	UCLA
1 (from GS via BKN)	21	Gorgui Dieng (G/F) ¹	Louisville
2	46	Erick Green (G) ²	Virginia Tech

1 - Rights traded, with trade considerations to Minnesota for rights to Trey Burke (selected ninth overall) on 6/27/13.

2 - Rights traded, with cash considerations, to Denver for rights to Rudy Gobert (selected 27th overall) on 6/27/13.

2014

Round	Pick	Player (Position)	From
1	5	Danté Exum (G)*	Australia
1 (from GS)	23	Rodney Hood (G/F)*	Duke
2	35	Jamell Stokes (F) ¹	Tennessee

1 - Rights traded to Memphis for 2016 second-round pick on 6/26/14.

2015

Round	Pick	Player (Position)	From
1	12	Trey Lyles (F)	Kentucky
2	42	Olivier Hanlan (G)	Boston College
2 (from CLE)	54	Daniel Diez (G) ¹	Spain

1 - Rights traded to Portland for cash considerations on 6/25/15.

*Played for the Jazz.

MOST VALUABLE PLAYER (2)

1996-97 Karl Malone
1998-99 Karl Malone

ALL-NBA (34)

FIRST TEAM (16)

1975-76 Pete Maravich
1976-77 Pete Maravich
1977-78 Truck Robinson
1988-89 Karl Malone
1989-90 Karl Malone
1990-91 Karl Malone
1991-92 Karl Malone
1992-93 Karl Malone
1993-94 Karl Malone, John Stockton
1994-95 Karl Malone, John Stockton
1995-96 Karl Malone
1996-97 Karl Malone
1997-98 Karl Malone
1998-99 Karl Malone

SECOND TEAM (13)

1977-78 Pete Maravich
1980-81 Adrian Dantley
1983-84 Adrian Dantley
1987-88 Karl Malone, John Stockton
1988-89 John Stockton
1989-90 John Stockton
1991-92 John Stockton
1992-93 John Stockton
1995-96 John Stockton
1999-00 Karl Malone
2007-08 Deron Williams
2009-10 Deron Williams

THIRD TEAM (5)

(AWARDED SINCE 1988-89)

1990-91 John Stockton
1996-97 John Stockton
1998-99 John Stockton
2000-01 Karl Malone
2007-08 Carlos Boozer

COACH OF THE YEAR (1)

1983-84 Frank Layden

ROOKIE OF THE YEAR (1)

1980-81 Darrell Griffith

DEFENSIVE PLAYER OF THE YEAR (2)

AWARDED SINCE 1982-83

1984-85 Mark Eaton
1988-89 Mark Eaton

ALL-DEFENSIVE TEAM (18)

FIRST TEAM (8)

1976-77 E.C. Coleman
1984-85 Mark Eaton
1985-86 Mark Eaton
1988-89 Mark Eaton
1996-97 Karl Malone
1997-98 Karl Malone
1998-99 Karl Malone
2005-06 Andrei Kirilenko

SECOND TEAM (10)

1986-87 Mark Eaton
1987-88 Mark Eaton, Karl Malone
1988-89 John Stockton
1990-91 John Stockton
1991-92 John Stockton
1994-95 John Stockton
1996-97 John Stockton
2003-04 Andrei Kirilenko
2004-05 Andrei Kirilenko

ALL-ROOKIE TEAM (9)

FIRST TEAM (6)

1980-81 Darrell Griffith
1983-84 Thurl Bailey
1985-86 Karl Malone
2001-02 Andrei Kirilenko
2005-06 Deron Williams
2013-14 Trey Burke

SECOND TEAM (3)

(AWARDED SINCE 1988-89)

1989-90 Blue Edwards
2006-07 Paul Millsap
2010-11 Derrick Favors

COMEBACK PLAYER OF THE YEAR (1)

(AWARDED 1980-81 TO 1985-86)

1983-84 Adrian Dantley

EXECUTIVE OF THE YEAR (1)

1983-84 Frank Layden

CITIZENSHIP AWARD (2)

1983-84 Frank Layden
1988-89 Thurl Bailey

IBM AWARD [COMPUTER FORMULA] (1)

(AWARDED 1983-84 TO 2001-02)

1997-98 Karl Malone

SPORTSMANSHIP AWARD

(AWARDED SINCE 1996-97)

none

DIVISIONAL WINNER

1996-97 ... Jeff Hornacek (Midwest)
2004-05 Andrei Kirilenko (Northwest)
2005-06 Andrei Kirilenko (Northwest)
2006-07 ... Derek Fisher (Northwest)

ALL-STAR GAME MVP (3*)

1989 Karl Malone
1993 Karl Malone, John Stockton (co-MVPs)

ALLSTATE GOOD HANDS AWARD (2)

1987-88 John Stockton
1988-89 John Stockton

NBA COURT VISION AWARD (2)

[NBA ASSIST LEADER]

(AWARDED 1992-93 TO 1994-95)

1992-93 John Stockton
1993-94 John Stockton

PLAYER OF THE MONTH (11)

(AWARDED SINCE 1979-80)

February 1988 John Stockton
 March 1988 Karl Malone
 January 1990 Karl Malone
 December 1990 Karl Malone
 April 1995 Karl Malone
 March 1997 Karl Malone
 February 1998 Karl Malone
 November 2000 Karl Malone
*Award split into Eastern/Western
 Conference winners starting 2001-02*
 Oct./Nov. 2007 Carlos Boozer
 February 2010 Carlos Boozer
 Oct./Nov. 2010 Deron Williams

ROOKIE OF THE MONTH (5)

(AWARDED SINCE 1981-82)

December 1985 Karl Malone
*Award split into Eastern/Western
 Conference winners starting 2001-02*
 December 2013 **Trey Burke**
 January 2014 **Trey Burke**
 April 2014 **Trey Burke**
 April 2015 **Rodney Hood**

COACH OF THE MONTH (12)

(AWARDED SINCE 1982-83)

December 1983 Frank Layden
 December 1986 Frank Layden
 December 1993 Jerry Sloan
 January 1995 Jerry Sloan
 March 1997 Jerry Sloan
 March 1998 Jerry Sloan
 February 1999 Jerry Sloan
 March 2000 Jerry Sloan
 February 2001 Jerry Sloan
Split into Conference winners starting 2002-03
 November 2006 Jerry Sloan
 March 2008 Jerry Sloan
 February 2009 Jerry Sloan

COMMUNITY ASSIST AWARD (2)

(AWARDED SINCE 2000-01)

August 2004 Carlos Boozer
 November 2010 Deron Williams

PLAYER OF THE WEEK (51)

(AWARDED SINCE 1979-80)

12/2/79 Adrian Dantley
 10/19/80 Adrian Dantley
 3/6/83 John Drew
 12/4/83 Rickey Green
 12/19/83 Adrian Dantley
 3/18/84 Adrian Dantley
 3/10/85 Darrell Griffith
 3/23/86 Adrian Dantley
 3/15/87 Karl Malone
 1/3/88 Karl Malone
 2/21/88 John Stockton
 3/6/88 Bobby Hansen
 4/24/88 Karl Malone
 4/16/89 Karl Malone
 11/19/89 John Stockton
 12/30/89 Karl Malone
 1/28/90 Karl Malone
 12/9/90 John Stockton
 12/8/91 Jeff Malone
 2/16/92 John Stockton
 3/8/92 Karl Malone
 4/19/92 Karl Malone
 1/31/93 Karl Malone
 12/19/93 Karl Malone
 12/18/94 Karl Malone
 1/29/95 John Stockton
 4/23/95 Karl Malone
 12/31/95 Karl Malone
 11/24/96 Karl Malone+
 3/16/97 Karl Malone
 3/23/97 Karl Malone
 11/30/97 Karl Malone
 2/15/98 Karl Malone

3/8/98 Karl Malone
 4/11/99 Karl Malone
 3/6/00 Karl Malone
 11/6/00 Karl Malone/John Stockton*
*Award split into Eastern/Western
 Conference winners starting 2001-02*
 2/17/02 Karl Malone
 11/9/03 Andrei Kirilenko
 2/29/04 Andrei Kirilenko
 11/6/06 Carlos Boozer
 12/18/06 Carlos Boozer
 2/5/07 Mehmet Okur
 3/9/09 Deron Williams
 12/7/09 Carlos Boozer
 12/14/09 Deron Williams
 2/22/10 Carlos Boozer
 11/15/10 Deron Williams
 4/23/12 Al Jefferson
 4/1/13 Al Jefferson

+Shared with Charles Barkley *Co-Players of the Week

JAZZ IN ALL-STAR GAMES (42)

PLAYER	GAMES	STARTS	YEARS
Karl Malone	14**	8	1988-98, 2000-02
John Stockton	10	4	1989-97, 2000
Adrian Dantley	6	5	1980-82, '84-86
Pete Maravich	3*	2	1977-79
Carlos Boozer	2*	0	2007-08
Mark Eaton	1	0	1989
Rickey Green	1	0	1984
Andrei Kirilenko	1	0	2004
Mehmet Okur	1	0	2007
Truck Robinson	1	0	1978
Deron Williams	2	0	2010-11
TOTAL (11 Players)	42	19	

* indicates number of times player was selected but did not play

NBA ALL-STAR GAME MOST VALUABLE PLAYER (3*)

PLAYER	YEAR	SITE
Karl Malone	1989	Houston
Karl Malone	1993*	Salt Lake City
John Stockton	1993*	Salt Lake City

*co-MVPs

HEAD COACH (1)

NAME	YEAR	W/L	WEST-EAST	SITE	DATE
Frank Layden	1984	L	145-154 (OT)	Denver	1/29/84

TRAINER (2)

NAME	YEAR	SITE	DATE
Don Sparks	1982	East Rutherford, NJ	1/31/82
Don Sparks	1993	Salt Lake City	2/21/93

CARLOS BOOZER (2: 2007, 2008)

Date	Site	G	GS	MIN	FG	FGA	PCT	3FG	3FGA	PCT	FTM	FTA	PCT	OFF	DEF	TOT	AST	PF	DQ	STL	TO	BLK	PTS
2/18/07	Las Vegas	Selected but did not play due to injury (fractured left fibula head)																					
2/17/08	New Orleans	1	--	19	7	15	.467	0	0	--	0	2	.000	4	6	10	0	0	0	0	1	0	14
ALL-STAR TOTALS		1	0	19	7	15	.467	0	0	--	0	2	.000	4	6	10	0	0	0	0	1	0	14

ADRIAN DANTLEY (6: 1980, 1981, 1982, 1984, 1985, 1986)

Date	Site	G	GS	MIN	FG	FGA	PCT	3FG	3FGA	PCT	FTM	FTA	PCT	OFF	DEF	TOT	AST	PF	DQ	STL	TO	BLK	PTS
2/4/80	Landover, MD	1	1	30	8	15	.533	0	0	--	7	8	.875	4	1	5	2	1	0	2	2	0	23
2/1/81	Richfield, OH	1	1	21	3	9	.333	0	0	--	2	2	1.000	2	3	5	0	1	0	1	0	0	8
1/31/82	East Rutherford, NJ	1	1	21	6	8	.750	0	0	--	0	1	.000	1	1	2	0	2	0	0	1	0	12
1/29/84	Denver	1	1	18	1	8	.125	0	0	--	0	0	--	0	2	2	1	4	0	1	1	0	2
2/10/85	Indianapolis	1	1	23	2	6	.333	0	0	--	6	6	1.000	0	2	2	1	4	0	1	2	0	10
2/9/86	Dallas	1	--	17	3	8	.375	0	0	--	2	2	1.000	1	6	7	3	1	0	1	0	0	8
ALL-STAR TOTALS		6	5	130	23	54	.426	0	0	--	17	19	.895	8	15	23	7	13	0	6	6	0	63

MARK EATON (1: 1989)

Date	Site	G	GS	MIN	FG	FGA	PCT	3FG	3FGA	PCT	FTM	FTA	PCT	OFF	DEF	TOT	AST	PF	DQ	STL	TO	BLK	PTS
2/12/89	Houston	1	--	9	0	0	--	0	0	--	0	0	--	0	5	5	0	1	0	0	0	2	0
ALL-STAR TOTALS		1	0	9	0	0	--	0	0	--	0	0	--	0	5	5	0	1	0	0	0	2	0

RICKEY GREEN (1: 1984)

Date	Site	G	GS	MIN	FG	FGA	PCT	3FG	3FGA	PCT	FTM	FTA	PCT	OFF	DEF	TOT	AST	PF	DQ	STL	TO	BLK	PTS
1/29/84	Demer	1	--	19	3	8	.375	0	0	--	0	0	--	0	0	0	11	1	0	1	4	0	6
ALL-STAR TOTALS		1	0	19	3	8	.375	0	0	--	0	0	--	0	0	0	11	1	0	1	4	0	6

ALL-STAR PARTICIPANTS

ANDREI KIRILENKO (1: 2004)

Date	Site	G	GS	MIN	FG	FGA	PCT	3FG	3FGA	PCT	FTM	FTA	PCT	OFF	DEF	TOT	AST	PF	DQ	STL	TO	BLK	PTS
2/15/04	Los Angeles	1	--	12	1	3	.333	0	1	.000	0	0	--	0	1	1	0	0	0	0	0	1	2
ALL-STAR TOTALS		1	0	12	1	3	.333	0	1	.000	0	--	0	1	1	0	0	0	0	0	0	1	2

KARL MALONE (14: 1988, 1989-MVP, 1990, 1991, 1992, 1993-co-MVP, 1994, 1995, 1996, 1997, 1998, 2000, 2001, 2002)

Date	Site	G	GS	MIN	FG	FGA	PCT	3FG	3FGA	PCT	FTM	FTA	PCT	OFF	DEF	TOT	AST	PF	DQ	STL	TO	BLK	PTS
2/7/88	Chicago	1	1	33	9	19	.474	0	0	--	4	5	.800	4	6	10	2	4	0	2	3	0	22
2/12/89	Houston	1	1	26	12	17	.706	0	0	--	4	6	.667	4	5	9	3	3	0	2	2	0	28
2/11/90	Miami	Voted as a starter but did not play due to injury (ankle)																					
2/10/91	Charlotte	1	1	31	6	11	.545	0	0	--	4	6	.667	4	7	11	4	1	0	1	3	1	16
2/9/92	Orlando	1	1	19	5	7	.714	0	0	--	1	2	.500	0	7	7	3	1	0	1	1	1	11
2/21/93	Salt Lake City	1	1	34	11	17	.647	0	0	--	6	9	.667	3	7	10	0	3	0	1	3	2	28
2/13/94	Minneapolis	1	1	21	3	9	.333	0	0	--	0	0	--	3	4	7	2	2	0	1	1	0	6
2/12/95	Phoenix	1	--	16	6	6	1.000	0	0	--	3	4	.750	0	3	3	1	0	0	0	1	0	15
2/10/96	San Antonio	1	--	20	2	6	.333	0	0	--	7	8	.875	0	9	9	2	1	0	1	1	0	11
2/9/97	Cleveland	1	1	20	2	8	.250	0	0	--	0	0	--	1	3	4	0	0	0	1	0	1	4
2/8/98	New York City	1	1	17	2	4	.500	0	0	--	0	0	--	0	3	3	2	1	0	2	0	0	4
2/13/00	Oakland	1	--	3	0	1	.000	0	0	--	0	0	--	0	0	0	0	0	0	0	0	0	0
2/11/01	Washington, DC	1	--	4	0	2	.000	0	0	--	0	0	--	0	1	1	0	0	0	0	0	0	0
2/10/02	Philadelphia	Selected but did not play (personal reasons)																					
ALL-STAR TOTALS		12	8	244	58	107	.542	0	0	--	29	40	.725	19	55	74	19	16	0	12	15	5	145

PETE MARAVICH (3: 1977, 1978, 1979)

Date	Site	G	GS	MIN	FG	FGA	PCT	3FG	3FGA	PCT	FTM	FTA	PCT	OFF	DEF	TOT	AST	PF	DQ	STL	TO	BLK	PTS
2/13/77	Milwaukee	1	1	21	5	13	.385	--	--	--	0	0	--	0	0	0	4	1	0	4	--	0	10
2/5/78	Atlanta	Selected but did not play due to injury																					
2/4/79	Detroit	1	1	14	5	8	.625	--	--	--	0	0	--	0	2	2	2	1	0	0	4	0	10
ALL-STAR TOTALS		2	2	35	10	21	.476	--	--	--	0	0	--	0	2	2	6	2	0	4	4	0	20

MEHMET OKUR (1: 2007)

Date	Site	G	GS	MIN	FG	FGA	PCT	3FG	3FGA	PCT	FTM	FTA	PCT	OFF	DEF	TOT	AST	PF	DQ	STL	TO	BLK	PTS
2/18/07	Las Vegas	1	--	15	2	2	1.000	0	0	--	0	2	.000	0	2	2	1	0	0	0	0	0	4
ALL-STAR TOTALS		1	0	15	2	2	1.000	0	0	--	0	2	.000	0	2	2	1	0	0	0	0	0	4

TRUCK ROBINSON (1: 1978)

Date	Site	G	GS	MIN	FG	FGA	PCT	3FG	3FGA	PCT	FTM	FTA	PCT	OFF	DEF	TOT	AST	PF	DQ	STL	TO	BLK	PTS
2/5/78	Atlanta	1	--	24	3	7	.429	--	--	--	1	2	.500	2	4	6	1	2	0	0	3	0	7
ALL-STAR TOTALS		1	0	24	3	7	.429	--	--	--	1	2	.500	2	4	6	1	2	0	0	3	0	7

JOHN STOCKTON (10: 1989, 1990, 1991, 1992, 1993-co-MVP, 1994, 1995, 1996, 1997, 2000)

Date	Site	G	GS	MIN	FG	FGA	PCT	3FG	3FGA	PCT	FTM	FTA	PCT	OFF	DEF	TOT	AST	PF	DQ	STL	TO	BLK	PTS
2/12/89	Houston	1	1	32	5	6	.833	1	1	1.000	0	--	0	2	2	17	4	0	5	12	0	11	
2/11/90	Miami	1	1	15	1	4	.250	0	1	.000	0	--	0	0	0	6	1	0	1	3	1	2	
2/10/91	Charlotte	1	--	12	1	6	.167	0	0	--	2	4	.500	0	1	1	2	2	0	0	0	4	
2/9/92	Orlando	1	--	18	5	8	.625	2	3	.667	0	--	0	1	1	5	2	0	3	3	0	12	
2/21/93	Salt Lake City	1	1	31	3	6	.500	1	2	.500	2	2	1.000	0	6	6	15	3	0	2	5	0	9
2/13/94	Minneapolis	1	--	26	6	10	.600	1	1	1.000	0	--	1	4	5	10	2	0	1	4	0	13	
2/12/95	Phoenix	1	--	14	2	6	.333	0	3	.000	0	--	1	0	1	6	0	0	2	0	0	4	
2/10/96	San Antonio	1	--	18	2	9	.222	0	7	.000	0	--	0	1	1	3	2	0	0	1	0	4	
2/9/97	Cleveland	1	1	20	5	6	.833	2	2	1.000	0	--	0	0	0	5	2	0	1	1	0	12	
2/13/00	Oakland	1	--	11	5	5	1.000	0	--	0	0	--	0	0	0	2	2	0	1	0	0	10	
ALL-STAR TOTALS		10	4	197	35	66	.530	7	20	.350	4	6	.667	2	15	17	71	20	0	16	29	1	81

DERON WILLIAMS (2: 2010, 2011)

Date	Site	G	GS	MIN	FG	FGA	PCT	3FG	3FGA	PCT	FTM	FTA	PCT	OFF	DEF	TOT	AST	PF	DQ	STL	TO	BLK	PTS
2/14/09	Dallas	1	--	28	6	11	.545	2	4	.500	0	--	0	3	3	6	4	0	4	5	1	1	14
2/20/11	Los Angeles	1	--	18	2	7	.286	1	3	.333	0	--	0	1	1	7	0	0	1	2	1	5	
ALL-STAR TOTALS		2	0	46	8	18	.444	3	7	.429	0	--	0	4	4	13	4	0	5	7	2	19	

ALL-STAR SATURDAY PARTICIPANTS

NBA ALL-STAR SATURDAY NIGHT WINNERS

EVENT	PLAYER(S)	YEAR	SITE
Shootout	Jeff Malone	1993	Salt Lake City
Three-Point Shootout	Jeff Hornacek	1998	New York
Three-Point Shootout	Jeff Hornacek	2000	Oakland
NBA/WNBA 2Ball	Jeff Hornacek/Natalie Williams	2000	Oakland
Skills Challenge	Deron Williams	2008	New Orleans
Slam Dunk Contest	Jeremy Evans	2012	Orlando
Skills Challenge	Trey Burke	2014	New Orleans

SLAM DUNK CONTEST (BEGAN IN 1984)

PLAYER	DATE	SITE	1ST. RD.	SEMIFINALS	FINALS	FINISH	COMPETITORS
Darrell Griffith	1/28/84	Denver	39-40-42	42-42-24	---	4th	9
Darrell Griffith	2/9/85	Indianapolis	38-42-46	---	---	6th	8
Blue Edwards	2/10/90	Miami	Selected, but did not participate due to injury				
Blue Edwards	2/9/91	Charlotte	40-1-44-2	---	---	6th	8
David Benoit	2/20/93	Salt Lake City	41-5-44-3-28.5	---	---	4th	7
Jamie Watson	2/11/95	Phoenix	40.4	n/a	26.0	3rd	6
DeShawn Stevenson	2/10/01	Washington, D.C.	46-49	n/a	38-47 (85)	2nd	6
Jeremy Evans	2/25/12	Orlando	n/a	n/a	29% of fan vote	Winner	4
Jeremy Evans	2/16/13	Houston	n/a	47-43 (90)	42% of fan vote	2nd	6

RIISING STARS/ROOKIE CHALLENGE (BEGAN IN 1994)

Player	Date	Site	R/S	G	GS	MIN	FG-A	PCT	3FG-A	PCT	FT-A	PCT	OFF	DEF	TOT	AST	PF	STL	TO	BLK	PTS
Byron Russell	2/12/94	Minneapolis	R	1	--	15	3-7	.429	--	--	1-2	.500	--	--	3	0	--	--	--	--	7
Andrei Kirilenko	2/4/02	Philadelphia	R	1	--	15	2-2	1.000	0-0	---	0-3	.000	1	1	2	0	0	1	2	0	4
Andrei Kirilenko	2/5/03	Atlanta	S	1	--	27	6-10	.600	1-1	1.000	0-0	---	0	5	5	0	1	2	2	1	13
Deron Williams	2/17/06	Philadelphia	R	1	--	12	2-4	.500	0-1	.000	0-0	---	1	2	3	1	0	1	4	0	4
Paul Millsap	2/16/07	Las Vegas	R	1	--	28	9-13	.692	0-1	.000	4-4	1.000	4	4	8	1	3	2	2	0	22
Deron Williams	2/16/07	Las Vegas	S	1	1	15	8-12	.667	3-4	.750	0-0	---	0	1	1	7	0	1	1	0	19
Ronnie Brewer	2/15/08	New Orleans	S	1	--	18	6-6	1.000	0-0	---	1-2	.500	1	2	3	4	1	3	1	1	13
Paul Millsap	2/15/08	New Orleans	S	1	--	23	1-4	.250	0-0	---	0-0	---	1	2	3	2	2	0	1	0	2
Derrick Favors	2/24/12	Orlando	S*	1	--	15	5-5	1.000	0-0	---	4-4	1.000	1	1	2	1	0	3	0	0	14
Gordon Hayward	2/24/12	Orlando	S*	1	--	18	5-8	.625	0-2	.000	4-4	1.000	1	2	3	2	0	1	0	2	14
Trey Burke	2/15/14	New Orleans	R^	1	--	21	3-12	.250	0-7	.000	0-0	---	0	0	0	6	1	1	0	0	6
Trey Burke	2/13/15	Brooklyn	S*	1	--	24	8-14	.571	1-6	.167	0-1	.000	0	1	1	4	0	2	3	0	17
Danté Exum	2/13/15	Brooklyn	R&	1	--	17	2-4	.500	0-0	---	0-0	---	0	3	3	3	1	2	3	0	4
Rudy Gobert	2/13/15	Brooklyn	S&	1	1	21	7-10	.700	0-0	---	4-4	1.000	4	8	12	0	2	1	4	3	18

R/S indicates Rookie or Sophomore

* played for Team Chuck (Charles Barkley)

^ played for Team Webber (Chris Webber)

+ played for Team USA

& played for Team World

THREE-POINT SHOOTOUT (BEGAN IN 1986)

PLAYER	DATE	SITE	1ST. RD.	SEMIFINALS	FINALS	FINISH	COMPETITORS
Bobby Hansen	2/10/90	Miami	15	14	---	4th	8
John Stockton	2/8/92	Orlando	11	---	---	T-5th	8
John Stockton	2/8/97	Cleveland	13	---	---	5th	8
Jeff Hornacek	2/7/98	New York	17	15 (11 in tiebreaker)	16	Winner	8
Jeff Hornacek	2/13/00	Oakland	17	n/a	13	Winner	8
Byron Russell	2/10/01	Washington, D.C.	10	---	---	8th	8

NBA/WNBA ALL-STAR 2BALL (BEGAN IN 1998)

PLAYERS	DATE	SITE	1ST. RD.	FINALS	FINISH	COMPETITORS
Karl Malone/Tammi Reiss	2/7/98	New York City	53	61	2nd	8
Jeff Hornacek/Natalie Williams	2/13/00	Oakland	75	68	Winner	8
Byron Russell/Natalie Williams	2/10/01	Washington, D.C.	44	---	4th	8

LEGENDS CLASSIC (HELD FROM 1984-93)

PLAYER	DATE	SITE	MIN	FG-A	FT-A	TOT	AST	PTS
Rod Hundley	2/11/89	Houston	9	0-2	0-0	3	0	0
Ron Boone	2/20/93	Salt Lake City	12	2-5	0-3	3	1	4
Rod Hundley	2/20/93	Salt Lake City	12	2-6	0-0	0	1	4
Frank Layden	2/20/93	Salt Lake City	Head Coach in 45-58 West loss					

ALL-STAR SATURDAY PARTICIPANTS

SKILLS CHALLENGE (BEGAN IN 2003)

PLAYER	DATE	SITE	1ST. RD.	FINALS	FINISH	COMPETITORS
Deron Williams	2/16/08	New Orleans	31.2	25.5*	Winner	4
Deron Williams	2/13/10	Dallas	34.1	37.9	2nd	4
Trey Burke/Damian Lillard (POR)	2/15/14	New Orleans	40.6	45.2	Winners	8 (4 teams of 2)
Trey Burke	2/14/15	Brooklyn	Lost	–	T-5th	8 (head-to-head)

*Event record time

ALL-STAR SHOOTOUT

PLAYER	DATE	SITE	FINISH	COMPETITORS
Jeff Malone	2/20/93	Salt Lake City	Winner	4
Jeff Hornacek	2/11/95	Phoenix	4th	4

NBA DEVELOPMENT LEAGUE ALL-STAR GAME (BEGAN IN 2007)

PLAYER	DATE	SITE	G	GS	MIN	FG-A	3FG-A	FT-A	OFF	DEF	TOT	AST	PF	STL	TO	BLK	PTS
Louis Amundson	2/17/07	Las Vegas	Selected but not eligible to play since on NBA roster														
Morris Almond*	2/16/08	New Orleans	1	–	23	8-10	2-3	2-2	1	2	3	0	0	1	1	0	20
Kyrlo Fesenko*	2/16/08	New Orleans	1	–	23	6-9	0-1	2-2	3	5	8	3	4	1	2	0	14
Sundiata Gaines	2/13/10	Dallas	Selected but not eligible to play since on NBA roster														
Malcolm Thomas	2/15/14	New Orleans	Selected but not eligible to play since on NBA roster														

*Jazz players on D-League assignment

NBA DEVELOPMENT LEAGUE DREAM FACTORY

H.O.R.S.E. (BEGAN IN 2008)

PLAYER	DATE	SITE	FINISH	COMPETITORS
Morris Almond	2/15/08	New Orleans	2nd	4



**ADELMAN, RICK - GUARD - #21**

Born: June 16, 1946 Ht. 6-2 Wt. 180 College: Loyola Marymount

Acquired: By trade from Chicago on 11/12/74 (for John Block) Departed: Traded to Kansas City-Omaha on 2/1/75 (with Ollie Johnson for Nate Williams)

REGULAR SEASON STATISTICS

YEAR	G	GS	MIN	FGM	FGA	3FGM	3FGA	3PCT	FTM	FTA	PCT	OFF	DEF	TOT	AST	PF	DQ	STL	TO	BLK	PTS	RPG	APG	SPG	BPG	PPG	MPG
1974-75	28	10	613	67	159	.421	---	---	41	59	.695	13	42	55	69	58	1	47	---	6	175	2.0	2.5	1.70	0.20	6.3	21.9
JAZZ TOTALS	28	10	613	67	159	.421	---	---	41	59	.695	13	42	55	69	58	1	47	---	6	175	2.0	2.5	1.70	0.20	6.3	21.9

**AHEARN, BLAKE - GUARD - #2**

Born: May 27, 1984 Ht. 6-3 Wt. 190 College: Missouri State

Acquired: Signed to a 10-day contract on 4/10/12; for remainder of season on 4/20/12 Departed: Contract expired following the 2011-12 season

REGULAR SEASON STATISTICS

YEAR	G	GS	MIN	FGM	FGA	3FGM	3FGA	3PCT	FTM	FTA	PCT	OFF	DEF	TOT	AST	PF	DQ	STL	TO	BLK	PTS	RPG	APG	SPG	BPG	PPG	MPG
2011-12	4	0	30	4	14	.286	2	9	.222	0	0	---	0	2	2	1	4	0	5	0	10	0.5	0.3	0.00	0.00	2.5	7.5
JAZZ TOTALS	4	0	30	4	14	.286	2	9	.222	0	0	---	0	2	2	1	4	0	5	0	10	0.5	0.3	0.00	0.00	2.5	7.5

PLAYOFF STATISTICS

YEAR	G	GS	MIN	FGM	FGA	3FGM	3FGA	3PCT	FTM	FTA	PCT	OFF	DEF	TOT	AST	PF	DQ	STL	TO	BLK	PTS	RPG	APG	SPG	BPG	PPG	MPG
2012	3	0	8	2	3	.667	1	11.000	0	0	---	0	0	0	2	0	0	0	0	0	5	0.0	0.7	0.00	0.00	1.7	2.7
JAZZ TOTALS	3	0	8	2	3	.667	1	11.000	0	0	---	0	0	0	2	0	0	0	0	0	5	0.0	0.7	0.00	0.00	1.7	2.7

**ALMOND, MORRIS - GUARD - #22**

Born: February 2, 1985 Ht. 6-6 Wt. 225 College: Rice

Acquired: Selected in 1st round (25th overall) of 2007 NBA Draft Departed: Contract expired following the 2008-09 season

REGULAR SEASON STATISTICS

YEAR	G	GS	MIN	FG	FGA	3FG	3FGA	PCT	FTM	FTA	PCT	OFF	DEF	TOT	AST	PF	DQ	STL	TO	BLK	PTS	RPG	APG	SPG	BPG	PPG	MPG	
2007-08	9	0	39	4	15	.267	1	4	.250	4	6	.667	0	2	2	3	5	0	1	2	0	13	0.2	0.3	0.11	0.00	1.4	4.3
2008-09	25	1	255	33	81	.407	5	17	.294	21	26	.808	9	27	36	7	31	0	4	16	4	92	1.4	0.3	0.16	0.16	3.7	10.2
JAZZ TOTALS	34	1	294	37	96	.385	6	21	.286	25	32	.781	9	29	38	10	36	0	5	18	4	105	1.1	0.3	0.15	0.12	3.1	8.6

**AMAECHI, JOHN - FORWARD/CENTER - #26 (2002-03) / #13 (2001-02)**

Born: November 26, 1970 Ht. 6-10 Wt. 270 College: Penn State

Acquired: Signed as a free agent on 7/19/01 Departed: Traded to Houston on 9/30/03 (with 2004 2nd-Rd. pick for Glen Rice and three 2nd-Rd. picks)

REGULAR SEASON STATISTICS

YEAR	G	GS	MIN	FGM	FGA	3FGM	3FGA	3PCT	FTM	FTA	PCT	OFF	DEF	TOT	AST	PF	DQ	STL	TO	BLK	PTS	RPG	APG	SPG	BPG	PPG	MPG	
2001-02	54	0	586	54	166	.325	0	0	--	67	105	.638	52	57	109	29	64	0	7	55	10	175	2.0	0.5	0.13	0.19	3.2	10.9
2002-03	50	1	474	37	118	.314	0	0	--	25	52	.481	26	51	77	21	50	1	14	34	7	99	1.5	0.4	0.28	0.14	2.0	9.5
JAZZ TOTALS	104	1	1060	91	284	.320	0	0	--	92	157	.586	78	108	186	50	114	1	21	89	17	274	1.8	0.5	0.20	0.16	2.6	10.2

PLAYOFF STATISTICS

YEAR	G	GS	MIN	FGM	FGA	3FGM	3FGA	3PCT	FTM	FTA	PCT	OFF	DEF	TOT	AST	PF	DQ	STL	TO	BLK	PTS	RPG	APG	SPG	BPG	PPG	MPG
2003	2	0	16	1	4	.250	0	0	---	2	4	.500	0	1	1	0	4	0	0	0	4	0.5	0.0	0.00	0.00	2.0	8.0
JAZZ TOTALS	2	0	16	1	4	.250	0	0	---	2	4	.500	0	1	1	0	4	0	0	0	4	0.5	0.0	0.00	0.00	2.0	8.0

**AMUNDSON, LOUIS - FORWARD - #22**


Born: June 7, 1982 Ht. 6-9 Wt. 225 College: Nevada-Las Vegas

Acquired: Signed to first of consecutive 10-day contracts on 2/6/07 Departed: Released from second 10-day contract on 2/27/07

REGULAR SEASON STATISTICS

YEAR	G	GS	MIN	FGM	FGA	3FGM	3FGA	3PCT	FTM	FTA	PCT	OFF	DEF	TOT	AST	PF	DQ	STL	TO	BLK	PTS	RPG	APG	SPG	BPG	PPG	MPG
2006-07	1	0	2	0	0	---	0	0	---	0	0	---	0	0	0	0	0	0	0	0	0	0.0	0.0	0.00	0.00	0.0	2.0
JAZZ TOTALS	1	0	2	0	0	---	0	0	---	0	0	---	0	0	0	0	0	0	0	0	0	0.0	0.0	0.00	0.00	0.0	2.0

ALL-TIME JAZZ PLAYERS



ANDERSON, MITCHELL "J.J." - FORWARD - #11

Born: September 23, 1960 Ht. 6-8 Wt. 195 College: Bradley

Acquired: Signed as a free agent on 12/24/82 Departed: Contract expired following the 1984-85 season

REGULAR SEASON STATISTICS

YEAR	G	GS	MIN	FGM	FGA	PCT	3FGM	3FGA	3PCT	FTM	FTA	PCT	OFF	DEF	TOT	AST	PF	DQ	STL	TO	BLK	PTS	RPG	APG	SPG	BPG	PPG	MPG
1982-83	52		21:54	182	357	.510	0	3,000		99	172	.576	115	167	282	66	147	1	62	74	21	463	5.4	1.3	1.19	0.40	8.9	22.2
1983-84	48		0:31	55	130	.423	0	3,000		12	29	.414	38	25	63	22	28	0	15	20	9	122	1.3	0.5	0.31	0.19	2.5	6.5
1984-85	44		0:45	61	149	.409	0	2,000		27	45	.600	29	53	82	21	70	0	29	32	9	149	1.9	0.5	0.66	0.20	3.4	10.4
JAZZ TOTALS	144		2:19:22	298	636	.469	0	8,000		138	246	.561	182	245	427	109	245	1	106	126	39	734	3.0	0.8	0.74	0.27	5.1	13.3

PLAYOFF STATISTICS

YEAR	G	GS	MIN	FGM	FGA	PCT	3FGM	3FGA	3PCT	FTM	FTA	PCT	OFF	DEF	TOT	AST	PF	DQ	STL	TO	BLK	PTS	RPG	APG	SPG	BPG	PPG	MPG
1984	5		0:13	5	8	.625	1	11,000	0	0	---	---	3	1	4	0	2	0	0	0	1	13	0.8	0.0	0.00	0.20	2.6	2.6
JAZZ TOTALS	5		0:13	5	8	.625	1	11,000	0	0	---	---	3	1	4	0	2	0	0	0	1	13	0.8	0.0	0.00	0.20	2.6	2.6



ANDERSON, SHANDON - GUARD/FORWARD - #40

Born: December 13, 1973 Ht. 6-6 Wt. 210 College: Georgia

Acquired: Selected in 2nd round (54th overall) of 1996 NBA Draft Departed: Contract expired following the 1998-99 season

REGULAR SEASON STATISTICS

YEAR	G	GS	MIN	FGM	FGA	PCT	3FGM	3FGA	3PCT	FTM	FTA	PCT	OFF	DEF	TOT	AST	PF	DQ	STL	TO	BLK	PTS	RPG	APG	SPG	BPG	PPG	MPG
1996-97	65		0:10:66	147	318	.462	24	47	.511	68	99	.687	52	127	179	49	113	0	27	73	8	386	2.8	0.8	0.42	0.12	5.9	16.4
1997-98	82		2:16:02	269	500	.538	7	32	.219	136	185	.735	86	141	227	89	145	0	66	92	18	681	2.8	1.1	0.80	0.22	8.3	19.5
1998-99	50		2:10:72	162	363	.446	14	41	.341	89	125	.712	49	83	132	56	89	0	39	66	10	427	2.6	1.1	0.78	0.20	8.5	21.4
JAZZ TOTALS	197		4:37:40	578	1181	.489	45	120	.375	293	409	.716	187	351	538	194	347	0	132	231	36	1494	2.7	1.0	0.67	0.18	7.6	19.0

PLAYOFF STATISTICS

YEAR	G	GS	MIN	FGM	FGA	PCT	3FGM	3FGA	3PCT	FTM	FTA	PCT	OFF	DEF	TOT	AST	PF	DQ	STL	TO	BLK	PTS	RPG	APG	SPG	BPG	PPG	MPG
1997	18		0:29:26	29	66	.439	5	12	.417	20	28	.714	20	28	48	13	28	0	11	12	1	93	2.7	0.7	0.61	0.06	5.2	16.4
1998	20		0:37:58	53	103	.515	3	11	.273	25	37	.676	26	37	63	19	30	0	5	30	1	140	3.2	1.0	0.25	0.05	7.0	18.9
1999	11		0:29:17	37	77	.481	6	14	.429	24	34	.706	8	33	41	13	34	2	6	14	3	116	3.7	1.2	0.55	0.27	10.5	27.0
JAZZ TOTALS	49		0:97:11	119	246	.484	14	37	.378	69	99	.697	54	98	152	45	92	2	22	56	5	349	3.1	0.9	0.45	0.10	7.1	19.8



ARAUJO, RAFAEL - CENTER - #55

Born: August 12, 1980 Ht. 6-11 Wt. 270 College: Brigham Young

Acquired: By trade from Toronto on 6/8/06 (for Kris Humphries and Robert Whaley) Departed: Contract expired following the 2006-07 season

REGULAR SEASON STATISTICS

YEAR	G	GS	MIN	FGM	FGA	PCT	3FGM	3FGA	3PCT	FTM	FTA	PCT	OFF	DEF	TOT	AST	PF	DQ	STL	TO	BLK	PTS	RPG	APG	SPG	BPG	PPG	MPG
2006-07	28		0:24:48	27	65	.415	0	0	---	18	29	.621	22	44	66	10	39	0	6	17	2	72	2.4	0.4	0.21	0.07	2.6	8.9
JAZZ TOTALS	28		0:24:48	27	65	.415	0	0	---	18	29	.621	22	44	66	10	39	0	6	17	2	72	2.4	0.4	0.21	0.07	2.6	8.9

PLAYOFF STATISTICS

YEAR	G	GS	MIN	FGM	FGA	PCT	3FGM	3FGA	3PCT	FTM	FTA	PCT	OFF	DEF	TOT	AST	PF	DQ	STL	TO	BLK	PTS	RPG	APG	SPG	BPG	PPG	MPG
2007	5		0:28:3	8	37.5	0	0	---	---	5	12	.417	3	8	11	1	8	0	1	0	0	11	2.2	0.2	0.20	0.00	2.2	5.6
JAZZ TOTALS	5		0:28:3	8	37.5	0	0	---	---	5	12	.417	3	8	11	1	8	0	1	0	0	11	2.2	0.2	0.20	0.00	2.2	5.6



ARROYO, CARLOS - GUARD - #30

Born: July 30, 1979 Ht. 6-2 Wt. 202 College: Florida International

Acquired: Signed as a free agent on 9/12/02 Departed: Traded to Detroit on 1/21/05 (for Elden Campbell and future 1st-Rd. pick)

REGULAR SEASON STATISTICS

YEAR	G	GS	MIN	FGM	FGA	PCT	3FGM	3FGA	3PCT	FTM	FTA	PCT	OFF	DEF	TOT	AST	PF	DQ	STL	TO	BLK	PTS	RPG	APG	SPG	BPG	PPG	MPG
2002-03	44		0:28:7	50	109	.459	3	7	.429	18	22	.818	11	15	26	53	28	0	12	30	1	121	0.6	1.2	0.27	0.02	2.8	6.5
2003-04	71		71:20:08	339	768	.441	38	117	.325	181	225	.804	41	144	185	355	165	0	63	156	5	897	2.6	5.0	0.89	0.07	12.6	28.3
2004-05	30		16:74:2	93	232	.401	7	18	.389	53	63	.841	11	35	46	152	67	0	20	55	3	246	1.5	5.1	0.67	0.10	8.2	24.7
JAZZ TOTALS	145		87:30:37	482	1109	.435	48	142	.338	252	310	.813	63	194	257	560	260	0	95	241	9	1264	1.8	3.9	0.66	0.06	8.7	20.9

ARROYO, CARLOS (CONTINUED)

PLAYOFF STATISTICS

YEAR	G	GS	MIN	FGM	FGA	PCT	3FGM	3FGA	3PCT	FTM	FTA	PCT	OFF	DEF	TOT	AST	PF	DQ	STL	TO	BLK	PTS	RPG	APG	SPG	BPG	PPG	MPG
2003	3	0	27	3	9	.333	0	0	---	3	4	.750	2	0	2	5	2	0	0	0	0	9	0.7	1.7	0.00	0.00	3.0	9.0
JAZZ TOTALS	3	0	27	3	9	.333	0	0	---	3	4	.750	2	0	2	5	2	0	0	0	0	9	0.7	1.7	0.00	0.00	3.0	9.0



AUSTIN, ISAAC - CENTER - #50

Born: August 18, 1969 Ht. 6-10 Wt. 270 College: Arizona State

Selected in 2nd round (48th overall) of 1991 NBA Draft Departed: Contract expired following the 1992-93 season

REGULAR SEASON STATISTICS

YEAR	G	GS	MIN	FGM	FGA	PCT	3FGM	3FGA	3PCT	FTM	FTA	PCT	OFF	DEF	TOT	AST	PF	DQ	STL	TO	BLK	PTS	RPG	APG	SPG	BPG	PPG	MPG
1991-92	31	0	112	21	46	.457	0	0	---	19	30	.633	11	24	35	5	20	0	2	8	2	61	1.1	0.2	0.06	0.06	2.0	3.6
1992-93	46	3	306	50	112	.446	0	1	1.000	29	44	.659	38	41	79	6	60	1	8	23	14	129	1.7	0.1	0.17	0.30	2.8	6.7
JAZZ TOTALS	77	3	418	71	158	.449	0	1	1.000	48	74	.649	49	65	114	11	80	1	10	31	16	190	1.5	0.1	0.13	0.21	2.5	5.4

PLAYOFF STATISTICS

YEAR	G	GS	MIN	FGM	FGA	PCT	3FGM	3FGA	3PCT	FTM	FTA	PCT	OFF	DEF	TOT	AST	PF	DQ	STL	TO	BLK	PTS	RPG	APG	SPG	BPG	PPG	MPG
1993	1	0	3	1	2	.500	0	0	---	0	0	---	0	1	1	0	1	0	0	0	1	2	1.0	0.0	0.00	1.00	2.0	3.0
JAZZ TOTALS	1	0	3	1	2	.500	0	0	---	0	0	---	0	1	1	0	1	0	0	0	1	2	1.0	0.0	0.00	1.00	2.0	3.0



AVENT, ANTHONY - FORWARD - #54

Born: October 18, 1969 Ht. 6-9 Wt. 240 College: Seton Hall

Acquired: Signed as a free agent on 1/21/99 Departed: Waived on 2/19/99

REGULAR SEASON STATISTICS

YEAR	G	GS	MIN	FGM	FGA	PCT	3FGM	3FGA	3PCT	FTM	FTA	PCT	OFF	DEF	TOT	AST	PF	DQ	STL	TO	BLK	PTS	RPG	APG	SPG	BPG	PPG	MPG
1998-99	5	0	44	4	13	.308	0	0	---	1	2	.500	8	4	12	1	6	0	2	7	0	9	2.4	0.2	0.40	0.00	1.8	8.8
JAZZ TOTALS	5	0	44	4	13	.308	0	0	---	1	2	.500	8	4	12	1	6	0	2	7	0	9	2.4	0.2	0.40	0.00	1.8	8.8




BAILEY, GUS - FORWARD - #18

Born: February 18, 1951 - Died: November 28, 1988 Ht. 6-5 Wt. 185 College: Texas-El Paso

Acquired: Signed as a free agent on 7/27/77 Departed: Waived on 10/30/78

REGULAR SEASON STATISTICS

YEAR	G	GS	MIN	FGM	FGA	PCT	3FGM	3FGA	3PCT	FTM	FTA	PCT	OFF	DEF	TOT	AST	PF	DQ	STL	TO	BLK	PTS	RPG	APG	SPG	BPG	PPG	MPG
1977-78	48	2	449	59	139	.424	---	---	---	37	67	.552	44	38	82	40	46	0	18	33	15	155	1.7	0.8	0.38	0.31	3.2	9.4
1978-79	2	0	9	2	7	.286	---	---	---	0	0	---	2	0	2	1	1	0	0	1	0	4	1.0	0.00	0.00	2.0	4.5	
JAZZ TOTALS	50	2	458	61	146	.418	---	---	---	37	67	.552	46	38	84	42	47	0	18	34	15	159	1.7	0.8	0.36	0.30	3.2	9.2



BAILEY, THURL - FORWARD - #41

Born: April 7, 1961 Ht. 6-11 Wt. 247 College: North Carolina State

Acquired: Selected in 1st round (7th overall) in 1983 NBA Draft Departed: Traded to Minnesota on 11/25/91 (with 1992 2nd-Rd. pick for Tyrone Corbin)

Re-acquired: Signed as a free agent on 1/21/99 Departed: Contract expired following the 1998-99 season

REGULAR SEASON STATISTICS

YEAR	G	GS	MIN	FGM	FGA	PCT	3FGM	3FGA	3PCT	FTM	FTA	PCT	OFF	DEF	TOT	AST	PF	DQ	STL	TO	BLK	PTS	RPG	APG	SPG	BPG	PPG	MPG
1983-84	81	54	2009	302	590	.512	0	0	---	88	117	.752	115	349	464	129	193	1	38	105	122	692	5.7	1.6	0.47	1.51	8.5	24.8
1984-85	80	68	2481	507	1034	.490	1	1	1.000	197	234	.842	153	372	525	138	215	2	51	152	105	1212	6.6	1.7	0.64	1.31	15.2	31.0
1985-86	82	13	2358	483	1077	.448	0	7	1.000	230	277	.830	148	345	493	153	160	0	42	144	114	1196	6.0	1.9	0.51	1.39	14.6	28.8
1986-87	81	2	2155	463	1036	.447	0	2	1.000	190	236	.805	145	287	432	102	150	0	38	123	88	1116	5.3	1.3	0.47	1.09	13.8	26.6
1987-88	82	10	2804	633	1286	.492	1	3	.333	337	408	.826	134	397	531	158	186	1	49	190	125	1604	6.5	1.9	0.60	1.52	19.6	34.2
1988-89	82	3	2777	615	1272	.483	2	5	.400	363	440	.825	115	332	447	138	185	0	48	208	91	1595	5.5	1.7	0.59	1.11	19.5	33.9
1989-90	82	33	2583	470	977	.481	0	8	1.000	222	285	.779	116	294	410	137	175	2	32	139	100	1162	5.0	1.7	0.39	1.22	14.2	31.5
1990-91	82	22	2486	399	872	.458	0	3	1.000	219	271	.808	101	306	407	124	160	0	53	130	91	1017	5.0	1.5	0.65	1.11	12.4	30.3
1991-92	13	0	327	39	101	.386	0	1	1.000	44	55	.800	23	55	78	19	31	0	5	21	15	122	6.0	1.5	0.38	1.15	9.4	25.2
1998-99	43	0	543	78	175	.446	0	2	1.000	25	34	.735	36	58	94	26	78	0	9	27	28	181	2.2	0.6	0.21	0.65	4.2	12.6
JAZZ TOTALS	708	205	20523	3989	8420	.474	4	32	.125	1915	2357	.812	1086	2795	3881	1124	1533	6	365	1239	879	9887	5.5	1.6	0.52	1.24	14.0	29.0

BAILEY, THURL (CONTINUED)

PLAYOFF STATISTICS

YEAR	G	GS	MIN	FGM	FGA	PCT	3FGM	3FGA	3PCT	FTM	FTA	PCT	OFF	DEF	TOT	AST	PF	DQ	STL	TO	BLK	PTS	RPG	APG	SPG	BPG	PPG	MPG
1984	11	10	340	50	97	.515	0	2	.000	17	21	.810	15	46	61	10	33	0	2	16	11	117	5.5	0.9	0.18	1.00	10.6	30.9
1985	10	10	375	62	152	.408	0	0	---	45	55	.818	21	171	92	27	30	0	5	21	18	169	9.2	2.7	0.50	1.80	16.9	37.5
1986	4	4	147	28	77	.364	0	1	1.000	8	11	.727	11	21	32	13	13	0	2	5	2	64	8.0	3.3	0.50	0.50	16.0	36.8
1987	5	0	151	30	63	.476	0	0	---	18	181	.000	14	16	30	9	12	1	3	12	6	78	6.0	1.8	0.60	1.20	15.6	30.2
1988	11	0	449	99	203	.488	0	1	1.000	57	68	.838	21	42	63	18	32	0	6	21	23	255	5.7	1.6	0.55	2.09	23.2	40.8
1989	3	2	122	12	34	.353	0	0	---	12	15	.800	10	15	25	3	11	0	1	9	4	36	8.3	1.0	0.33	1.33	12.0	40.7
1990	5	5	190	43	88	.489	0	0	---	19	24	.792	8	24	32	7	19	1	5	5	6	105	6.4	1.4	1.00	1.20	21.0	38.0
1991	9	0	228	23	64	.359	0	0	---	22	25	.880	11	21	32	9	27	1	3	12	6	68	3.6	1.0	0.33	0.67	7.6	25.3
1999	11	0	115	17	33	.515	0	0	---	3	4	.750	5	10	15	2	19	0	3	8	6	37	1.4	0.2	0.27	0.55	3.4	10.5
JAZZ TOTALS	69	31	2117	364	811	.449	0	4	.000	201	241	.834	116	366	382	98	196	3	30	109	82	929	5.5	1.4	0.43	1.19	13.5	30.7



BARNETT, JIM - GUARD - #25

Born: July 7, 1944 Ht. 6-4 Wt. 180 College: Oregon
 Acquired: Selected in Expansion Draft on 5/20/74 (from Golden State)
 Departed: Traded to New York on 2/1/75 (with Neal Walk for Henry Bibby and a 1975 1st-Rd. pick)

REGULAR SEASON STATISTICS

YEAR	G	GS	MIN	FGM	FGA	PCT	3FGM	3FGA	3PCT	FTM	FTA	PCT	OFF	DEF	TOT	AST	PF	DQ	STL	TO	BLK	PTS	RPG	APG	SPG	BPG	PPG	MPG
1974-75	45	33	1238	215	480	.448	---	---	---	156	188	.830	45	83	128	137	109	1	35	---	16	586	2.8	3.0	0.78	0.36	13.0	27.5
JAZZ TOTALS	45	33	1238	215	480	.448	---	---	---	156	188	.830	45	83	128	137	109	1	35	---	16	586	2.8	3.0	0.78	0.36	13.0	27.5



BEHAGEN, RON - FORWARD - #11

Born: January 14, 1951 Ht. 6-9 Wt. 185 College: Minnesota
 Acquired: Acquired from Kansas City-Omaha on 5/29/75 (with 1976 2nd-Rd. pick for 1975 1st-Rd. pick)
 Departed: Awarded to Atlanta on 10/3/77 (compensation for signing Len Robinson)

REGULAR SEASON STATISTICS

YEAR	G	GS	MIN	FGM	FGA	PCT	3FGM	3FGA	3PCT	FTM	FTA	PCT	OFF	DEF	TOT	AST	PF	DQ	STL	TO	BLK	PTS	RPG	APG	SPG	BPG	PPG	MPG
1975-76	66	46	1733	308	691	.446	---	---	---	144	179	.804	190	363	553	139	222	6	67	---	26	760	8.4	2.1	1.02	0.39	11.5	26.3
1976-77	60	13	1170	213	509	.418	---	---	---	90	126	.714	144	287	431	83	166	1	41	---	19	516	7.2	1.4	0.68	0.32	8.6	19.5
JAZZ TOTALS	126	59	2903	521	1200	.434	---	---	---	234	305	.767	334	650	984	222	388	7	108	---	45	1276	7.8	1.8	0.86	0.36	10.1	23.0



BELL, RAJA - FORWARD - #19

Born: September 19, 1976 Ht. 6-5 Wt. 210 College: Florida International
 Acquired: Signed as a free agent on 9/26/03 Departed: Contract expired following the 2004-05 season
 Re-acquired: Signed as a free agent on 7/19/10 Departed: Waived on 3/10/13

REGULAR SEASON STATISTICS

YEAR	G	GS	MIN	FGM	FGA	PCT	3FGM	3FGA	3PCT	FTM	FTA	PCT	OFF	DEF	TOT	AST	PF	DQ	STL	TO	BLK	PTS	RPG	APG	SPG	BPG	PPG	MPG
2003-04	82	4	2020	329	805	.409	62	166	.373	195	248	.786	60	181	241	107	62	6	63	111	13	915	2.9	1.3	0.77	0.16	11.2	24.6
2004-05	63	32	1790	303	667	.454	54	134	.403	112	150	.747	48	153	201	91	205	4	44	79	8	772	3.2	1.4	0.70	0.13	12.3	28.4
2010-11	68	63	2097	191	467	.409	68	193	.352	91	102	.892	31	145	176	118	169	2	56	63	14	541	2.6	1.7	0.82	0.21	8.0	30.8
2011-12	34	33	796	81	174	.466	34	87	.391	21	25	.840	6	43	49	38	78	1	13	21	2	217	1.4	1.1	0.38	0.06	6.4	23.4
2012-13																												
JAZZ TOTALS	247	132	6703	904	2113	.428	218	580	.376	419	525	.798	145	522	667	354	514	13	176	274	37	2445	2.7	1.4	0.71	0.15	9.9	27.1



BELLAMY, WALT - CENTER - #8

Born: July 24, 1939 Ht. 6-11 Wt. 245 College: Indiana
 Acquired: Selected in Expansion Draft on 5/20/74 (from Atlanta) Departed: Waived on 10/18/74
 * Inducted into Basketball Hall of Fame in 1993

REGULAR SEASON STATISTICS

YEAR	G	GS	MIN	FGM	FGA	PCT	3FGM	3FGA	3PCT	FTM	FTA	PCT	OFF	DEF	TOT	AST	PF	DQ	STL	TO	BLK	PTS	RPG	APG	SPG	BPG	PPG	MPG
1974-75	1	1	14	2	2	1.000	---	---	---	2	2	1.000	0	5	5	0	2	0	0	---	0	6	5.0	0.0	0.00	0.00	6.0	14.0
JAZZ TOTALS	1	1	14	2	2	1.000	---	---	---	2	2	1.000	0	5	5	0	2	0	0	---	0	6	5.0	0.0	0.00	0.00	6.0	14.0



BENIMON, JERELLE - FORWARD - #22

Born: August 1, 1991 Ht. 6-8 Wt. 245 College: Towson
Acquired: Signed to a 10-day contract on 3/6/15 Departed: 10-day contract expired on 3/16/15

REGULAR SEASON STATISTICS

YEAR	G	GS	MIN	FG	FGA	PCT	3FG	3FGA	PCT	FTM	FTA	PCT	OFF	DEF	TOT	AST	PF	DQ	STL	TO	BLK	PTS	RPG	APG	SPG	BPG	PPG	MPG
2014-15	2	0	3	0	0	---	0	0	---	0	0	---	1	2	3	0	0	0	1	0	0	1.5	0.0	0.00	0.00	0.0	0.0	1.5
JAZZ TOTALS	2	0	3	0	0	---	0	0	---	0	0	---	1	2	3	0	0	0	1	0	0	1.5	0.0	0.00	0.00	0.0	0.0	1.5




BENNETT, MEL - FORWARD - #30

Born: January 4, 1955 Ht. 6-7 Wt. 215 College: Pittsburgh
Acquired: Signed to first of consecutive 10-day contracts on 1/3/81 Departed: Contract expired following the 1980-81 season

REGULAR SEASON STATISTICS

YEAR	G	GS	MIN	FG	FGA	PCT	3FG	3FGA	PCT	FTM	FTA	PCT	OFF	DEF	TOT	AST	PF	DQ	STL	TO	BLK	PTS	RPG	APG	SPG	BPG	PPG	MPG
1980-81	28	0	313	26	60	.433	0	2	.000	53	81	.654	33	60	93	15	56	0	3	31	11	105	3.3	0.5	0.11	0.39	3.8	11.2
JAZZ TOTALS	28	0	313	26	60	.433	0	2	.000	53	81	.654	33	60	93	15	56	0	3	31	11	105	3.3	0.5	0.11	0.39	3.8	11.2



BENOIT, DAVID - FORWARD - #21

Born: May 9, 1968 Ht. 6-8 Wt. 220 College: Alabama
Acquired: Signed as a free agent on 8/7/91 Departed: Contract expired following the 1995-96 season
Re-acquired: Signed as a free agent on 9/28/00 Departed: Waived on 10/10/01

REGULAR SEASON STATISTICS

YEAR	G	GS	MIN	FGM	FGA	PCT	3FGM	3FGA	PCT	FTM	FTA	PCT	OFF	DEF	TOT	AST	PF	DQ	STL	TO	BLK	PTS	RPG	APG	SPG	BPG	PPG	MPG
1991-92	77	2	1161	175	375	.467	3	14	.214	81	100	.810	105	191	296	34	124	0	19	71	44	434	3.8	0.4	0.25	0.57	5.6	15.1
1992-93	82	27	1712	258	592	.436	34	98	.347	114	152	.750	116	276	392	43	201	2	45	90	43	664	4.8	0.5	0.55	0.52	8.1	20.9
1993-94	55	18	1070	139	361	.385	12	59	.203	68	88	.773	89	171	260	23	115	0	23	37	37	358	4.7	0.4	0.42	0.67	6.5	19.5
1994-95	71	67	1841	285	587	.486	38	115	.330	132	157	.841	96	272	368	58	183	1	45	75	47	740	5.2	0.8	0.63	0.66	10.4	25.9
1995-96	81	63	1961	255	581	.439	64	192	.333	87	112	.777	90	293	383	82	166	2	43	71	49	661	4.7	1.0	0.53	0.60	8.2	24.2
2000-01	49	2	446	71	147	.483	5	13	.385	31	39	.795	20	61	81	22	75	0	6	28	6	178	1.7	0.4	0.12	0.12	3.6	9.1
JAZZ TOTALS	415	179	8191	1183	2643	.448	156	491	.318	513	648	.782	516	1264	1780	262	864	5	181	372	226	3035	4.3	0.6	0.44	0.54	7.3	19.7

PLAYOFF STATISTICS

YEAR	G	GS	MIN	FGM	FGA	PCT	3FGM	3FGA	PCT	FTM	FTA	PCT	OFF	DEF	TOT	AST	PF	DQ	STL	TO	BLK	PTS	RPG	APG	SPG	BPG	PPG	MPG
1992	13	9	257	36	84	.429	6	13	.462	11	111	.000	18	32	50	6	30	0	6	10	5	101	3.8	0.5	0.46	0.38	7.8	19.8
1993	5	5	136	13	41	.317	2	9	.222	9	13	.692	7	17	24	5	17	0	3	2	6	41	4.8	1.0	0.60	1.20	8.2	27.2
1994	16	5	357	48	122	.393	3	16	.188	16	25	.640	23	44	67	10	31	0	7	16	11	121	4.2	0.6	0.44	0.69	7.6	22.3
1995	5	5	167	21	45	.467	11	25	.440	6	9	.667	7	21	28	4	10	0	2	10	4	81	5.6	0.8	0.40	0.80	16.2	33.4
1996	14	5	259	33	70	.471	14	28	.500	7	9	.778	6	31	37	7	17	0	1	14	3	115	2.6	0.5	0.07	0.21	8.2	18.5
2001	4	0	61	7	19	.368	2	6	.333	7	71	.000	1	6	7	2	6	0	0	2	2	27	1.8	0.5	0.00	0.50	6.8	15.3
JAZZ TOTALS	57	29	1237	158	381	.415	38	97	.392	56	74	.757	62	151	213	34	111	0	19	54	31	486	3.7	0.6	0.33	0.54	8.5	21.7



BENSON, KENT - CENTER - #54

Born: December 27, 1954 Ht. 6-11 Wt. 245 College: Indiana
Acquired: By trade from Detroit on 8/21/86 (with Kelly Tripucka for Adrian Dantley and 1987 and 1990 2nd-Rd. picks)
Departed: Traded to Cleveland in three-team deal on 10/8/87

REGULAR SEASON STATISTICS

YEAR	G	GS	MIN	FGM	FGA	PCT	3FGM	3FGA	PCT	FTM	FTA	PCT	OFF	DEF	TOT	AST	PF	DQ	STL	TO	BLK	PTS	RPG	APG	SPG	BPG	PPG	MPG
1986-87	73	2	895	140	316	.443	2	7	.286	47	58	.810	80	151	231	39	138	0	39	45	28	329	3.2	0.5	0.53	0.38	4.5	12.3
JAZZ TOTALS	73	2	895	140	316	.443	2	7	.286	47	58	.810	80	151	231	39	138	0	39	45	28	329	3.2	0.5	0.53	0.38	4.5	12.3

PLAYOFF STATISTICS

YEAR	G	GS	MIN	FGM	FGA	PCT	3FGM	3FGA	PCT	FTM	FTA	PCT	OFF	DEF	TOT	AST	PF	DQ	STL	TO	BLK	PTS	RPG	APG	SPG	BPG	PPG	MPG
1987	2	0	3	0	0	---	0	0	---	0	0	---	0	0	0	0	0	0	0	1	0	0	0.0	0.0	0.00	0.00	0.0	1.5
JAZZ TOTALS	2	0	3	0	0	---	0	0	---	0	0	---	0	0	0	0	0	0	0	1	0	0	0.0	0.0	0.00	0.00	0.0	1.5

ALL-TIME JAZZ PLAYERS



BIBBY, HENRY - GUARD - #21

Born: November 24, 1949 Ht. 6-1 Wt. 185 College: UCLA

Acquired: By trade from New York on 2/1/75 (with 1975 1st-Rd. pick for Jim Barnett and Neal Walk) Departed: Sold to Philadelphia on 9/17/76

REGULAR SEASON STATISTICS

YEAR	G	GS	MIN	FGM	FGA	PCT	3FGM	3FGA	3PCT	FTM	FTA	PCT	OFF	DEF	TOT	AST	PF	DQ	STL	TO	BLK	PTS	RPG	APG	SPG	BPG	PPG	MPG
1974-75	28	0	542	91	219	.416	---	---	---	68	93	.731	18	32	50	76	61	0	25	---	0	250	1.8	2.7	0.89	0.00	8.9	19.4
1975-76	79	15	1772	266	622	.428	---	---	---	200	251	.797	58	121	179	225	165	0	62	---	3	732	2.3	2.8	0.78	0.04	9.3	22.4
JAZZ TOTALS	107	15	2314	357	841	.424	---	---	---	268	344	.779	76	153	229	301	226	0	87	---	3	982	2.1	2.8	0.81	0.03	9.2	21.6



BIEDRINS, ANDRIS - CENTER - #11

Born: April 2, 1986 Ht. 7-0 Wt. 250 From: Latvia

Acquired: By trade from Golden State as part of a three-team trade (with Denver) on 7/10/13 Departed: Waived on 4/5/14

REGULAR SEASON STATISTICS

YEAR	G	GS	MIN	FGM	FGA	PCT	3FGM	3FGA	3PCT	FTM	FTA	PCT	OFF	DEF	TOT	AST	PF	DQ	STL	TO	BLK	PTS	RPG	APG	SPG	BPG	PPG	MPG
2013-14	6	0	45	1	1	1.000	0	0	---	1	6	.167	2	15	17	0	6	0	0	2	0	3	2.8	0.0	0.00	0.00	0.5	7.5
JAZZ TOTALS	6	0	45	1	1	1.000	0	0	---	1	6	.167	2	15	17	0	6	0	0	2	0	3	2.8	0.0	0.00	0.00	0.5	7.5



BLOCK, JOHN - CENTER/FORWARD - #34

Born: April 16, 1944 Ht. 6-10 Wt. 210 College: Southern California

Acquired: Selected in Expansion Draft on 5/20/74 (from Kansas City-Omaha) Departed: Traded to Chicago on 11/12/74 (for Rick Adelman)

REGULAR SEASON STATISTICS

YEAR	G	GS	MIN	FGM	FGA	PCT	3FGM	3FGA	3PCT	FTM	FTA	PCT	OFF	DEF	TOT	AST	PF	DQ	STL	TO	BLK	PTS	RPG	APG	SPG	BPG	PPG	MPG
1974-75	4	1	57	9	29	.310	---	---	---	9	10	.900	6	12	18	7	11	0	4	---	1	27	4.5	1.8	1.00	0.25	6.8	14.3
JAZZ TOTALS	4	1	57	9	29	.310	---	---	---	9	10	.900	6	12	18	7	11	0	4	---	1	27	4.5	1.8	1.00	0.25	6.8	14.3



BOND, WALTER - GUARD/FORWARD - #20

Born: February 1, 1969 Ht. 6-5 Wt. 200 College: Minnesota

Acquired: Signed as a free agent on 10/7/93 Departed: Waived on 12/3/94 Re-acquired: Signed to the first of consecutive 10-day contracts on 1/10/95

Departed: Released from his second 10-day contract on 1/28/95

REGULAR SEASON STATISTICS

YEAR	G	GS	MIN	FGM	FGA	PCT	3FGM	3FGA	3PCT	FTM	FTA	PCT	OFF	DEF	TOT	AST	PF	DQ	STL	TO	BLK	PTS	RPG	APG	SPG	BPG	PPG	MPG
1993-94	56	4	559	63	156	.404	19	54	.352	31	40	.775	20	41	61	31	90	1	16	17	12	176	1.1	0.6	0.29	0.21	3.1	10.0
1994-95	18	0	239	36	72	.500	14	37	.378	11	16	.688	7	20	27	17	37	0	5	14	4	97	1.5	0.9	0.28	0.22	5.4	13.3
JAZZ TOTALS	74	4	798	99	228	.434	33	91	.363	42	56	.750	27	61	88	48	127	1	21	31	16	273	1.2	0.6	0.28	0.22	3.7	10.8

PLAYOFF STATISTICS

YEAR	G	GS	MIN	FGM	FGA	PCT	3FGM	3FGA	3PCT	FTM	FTA	PCT	OFF	DEF	TOT	AST	PF	DQ	STL	TO	BLK	PTS	RPG	APG	SPG	BPG	PPG	MPG
1994	4	0	13	0	2	.000	0	1	.000	1	2	.500	0	1	1	0	4	0	1	0	0	1	0.3	0.0	0.25	0.00	0.3	3.3
JAZZ TOTALS	4	0	13	0	2	.000	0	1	.000	1	2	.500	0	1	1	0	4	0	1	0	0	1	0.3	0.0	0.25	0.00	0.3	3.3



BOOKER, TREVOR - FORWARD - #33

Born: November 25, 1987 Ht. 6-8 Wt. 230 College: Clemson

Acquired: Signed as a free agent on 7/21/14

REGULAR SEASON STATISTICS

YEAR	G	GS	MIN	FGM	FGA	PCT	3FGM	3FGA	3PCT	FTM	FTA	PCT	OFF	DEF	TOT	AST	PF	DQ	STL	TO	BLK	PTS	RPG	APG	SPG	BPG	PPG	MPG
2014-15	79	5	1564	226	464	.487	29	84	.345	86	148	.581	139	258	397	83	144	1	43	88	41	567	5.0	1.1	0.54	0.52	7.2	19.8
JAZZ TOTALS	79	5	1564	226	464	.487	29	84	.345	86	148	.581	139	258	397	83	144	1	43	88	41	567	5.0	1.1	0.54	0.52	7.2	19.8

ALL-TIME JAZZ PLAYERS



BOONE, RON - GUARD - #24

Born: September 6, 1946 Ht. 6-2 Wt. 200 College: Idaho State
Acquired: By trade from L.A. Lakers on 10/25/79 (for 1981 3rd-Rd. pick) Departed: Waived on 1/26/81

REGULAR SEASON STATISTICS

YEAR	G	GS	MIN	FG	FGA	FT	FTA	3FG	3FGA	3PCT	FTM	FIA	FTCT	OFF	DEF	TOT	AST	PF	DQ	STL	TO	BLK	PTS	RPG	APG	SPG	BPG	PPG	MPG
1979-80	75		64	2286	391	875	447	19	50	.380	169	189	894	50	166	216	302	219	3	92	184	3	970	2.9	4.0	1.23	0.04	12.9	30.5
1980-81	52		9	1146	160	371	431	11	39	.282	75	94	.798	17	67	84	161	126	0	33	111	8	406	1.6	3.1	0.63	0.15	7.8	22.0
JAZZ TOTALS	127		73	3432	551	1246	442	30	89	.337	244	283	.862	67	233	300	463	345	3	125	295	11	1376	2.4	3.6	0.98	0.09	10.8	27.0



BOOZER, CARLOS - FORWARD - #5

Born: November 11, 1981 Ht. 6-9 Wt. 258 College: Duke
Acquired: Signed as a free agent on 7/30/04 Departed: Signed and traded to Chicago on 7/8/10 (for rights to Mario Austin and trade exception)

REGULAR SEASON STATISTICS

YEAR	G	GS	MIN	FG	FGA	FT	FTA	3FG	3FGA	3PCT	FTM	FIA	FTCT	OFF	DEF	TOT	AST	PF	DQ	STL	TO	BLK	PTS	RPG	APG	SPG	BPG	PPG	MPG
2004-05	51		51	1772	361	693	521	0	1	.000	187	268	.698	141	316	457	144	179	3	41	137	24	909	9.0	2.8	0.80	0.47	17.8	34.7
2005-06	33		19	1025	219	399	549	0	0	---	99	137	.723	73	212	285	88	105	2	30	69	8	537	8.6	2.7	0.91	0.24	16.3	31.1
2006-07	74		74	2557	647	1154	561	0	0	---	256	372	.685	235	632	867	221	217	1	70	194	21	1549	11.7	3.0	0.95	0.28	20.9	34.6
2007-08	81		81	2827	709	1297	547	0	1	.000	290	393	.738	197	647	844	233	293	6	100	210	41	1708	10.4	2.9	1.23	0.51	21.1	34.9
2008-09	37		37	1197	251	512	490	0	0	---	97	139	.698	111	274	385	79	132	1	39	79	7	599	10.4	2.1	1.05	0.19	16.2	32.4
2009-10	78		78	2673	617	1098	562	0	0	---	285	384	.742	181	693	874	247	270	4	84	212	36	1519	11.2	3.2	1.08	0.46	19.5	34.3
JAZZ TOTALS	354		340	12051	2804	5153	544	0	2	.000	1213	1693	.716	938	2774	3712	1012	1196	17	364	901	137	6821	10.5	2.9	1.03	0.39	19.3	34.0

PLAYOFF STATISTICS

YEAR	G	GS	MIN	FG	FGA	FT	FTA	3FG	3FGA	3PCT	FTM	FIA	FTCT	OFF	DEF	TOT	AST	PF	DQ	STL	TO	BLK	PTS	RPG	APG	SPG	BPG	PPG	MPG
2007	17		17	654	162	302	536	0	0	---	76	103	.738	54	153	207	50	52	0	17	51	5	400	12.2	2.9	1.00	0.29	23.5	38.5
2008	12		12	441	76	183	415	0	0	---	40	56	.714	42	105	147	34	47	2	6	36	2	192	12.3	2.8	0.50	0.17	16.0	36.8
2009	5		5	186	38	72	528	0	0	---	27	35	.771	12	54	66	11	18	0	8	15	2	103	13.2	2.2	1.60	0.40	20.6	37.2
2010	10		10	402	89	168	530	0	0	---	19	35	.543	33	99	132	30	38	1	4	24	7	197	13.2	3.0	0.40	0.70	19.7	40.2
JAZZ TOTALS	44		44	1683	365	725	503	0	0	---	162	229	.707	141	411	552	125	155	3	35	126	16	892	12.5	2.8	0.80	0.36	20.3	38.3



BORCHARDT, CURTIS - CENTER - #22

Born: September 13, 1980 Ht. 7-0 Wt. 240 College: Stanford
Acquired: Draft rights by trade from Orlando on 6/26/02 (for draft rights to Ryan Humphrey and Jamal Sampson)
Departed: Traded to Boston as part of five-team deal on 8/2/05

REGULAR SEASON STATISTICS

YEAR	G	GS	MIN	FG	FGA	FT	FTA	3FG	3FGA	PCT	FTM	FTA	PCT	OFF	DEF	TOT	AST	PF	DQ	STL	TO	BLK	PTS	RPG	APG	SPG	BPG	PPG	MPG
2002-03	DID NOT PLAY - INJURED (Right Foot Surgery)																												
2003-04	16	0	258	22	56	.393	0	1	.000	14	18	.778	13	41	54	15	40	0	4	18	14	58	3.4	0.9	0.25	0.88	3.6	16.1	
2004-05	67	23	859	74	172	.430	0	0	.000	52	71	.732	86	138	224	49	160	1	10	52	32	200	3.3	0.7	0.15	0.48	3.0	12.8	
JAZZ TOTALS	83	23	1117	96	228	.421	0	1	.000	66	89	.742	99	179	278	64	200	1	14	70	46	258	3.3	0.8	0.17	0.55	3.1	13.5	



BOSWELL, TOM - FORWARD/CENTER - #33

Born: October 2, 1953 Ht. 6-7 Wt. 220 College: South Carolina
Acquired: By trade from Denver on 11/20/79 (for 1980 2nd-Rd. pick) Departed: Waived on 10/8/80

REGULAR SEASON STATISTICS

YEAR	G	GS	MIN	FG	FGA	FT	FTA	3FG	3FGA	3PCT	FTM	FIA	FTCT	OFF	DEF	TOT	AST	PF	DQ	STL	TO	BLK	PTS	RPG	APG	SPG	BPG	PPG	MPG
1979-80	61		20	1555	274	478	.573	4	8	.500	148	203	.729	106	222	328	115	214	8	24	142	29	700	5.4	1.9	0.39	0.48	11.5	25.5
1983-84	38		0	261	28	52	.538	1	11	.000	16	21	.762	28	36	64	16	58	1	9	13	0	73	1.7	0.4	0.24	0.00	1.9	6.9
JAZZ TOTALS	99		20	1816	302	530	.570	5	9	.556	164	224	.732	134	258	392	131	272	9	33	155	29	773	4.0	1.3	0.33	0.29	7.8	18.3

PLAYOFF STATISTICS

YEAR	G	GS	MIN	FG	FGA	FT	FTA	3FG	3FGA	3PCT	FTM	FIA	FTCT	OFF	DEF	TOT	AST	PF	DQ	STL	TO	BLK	PTS	RPG	APG	SPG	BPG	PPG	MPG
1984	5		0	55	3	4	.750	0	0	---	2	5	.400	2	4	6	2	12	0	0	4	1	8	1.2	0.4	0.00	0.20	1.6	11.0
JAZZ TOTALS	5		0	55	3	4	.750	0	0	---	2	5	.400	2	4	6	2	12	0	0	4	1	8	1.2	0.4	0.00	0.20	1.6	11.0

**BOYD, FRED - GUARD - #4**

Born: June 13, 1950 Ht. 6-2 Wt. 180 College: Oregon State
 Acquired: Claimed off waivers from Philadelphia on 1/17/76 Departed: Waived on 10/10/78

REGULAR SEASON STATISTICS


YEAR	G	GS	MIN	FG	FGA	FT	3FG	3FGA	FTM	FIA	FTM	FTF	OFF	DEF	TOT	AST	PF	DQ	STL	TO	BLK	PTS	RPG	APG	SPG	BPG	PPG	MPG
1975-76	30	9	584	72	165	.436	---	---	---	28	49	.571	4	26	30	78	54	0	27	---	7	172	1.0	2.6	0.90	0.23	5.7	19.5
1976-77	47	24	1212	194	406	.478	---	---	---	79	98	.806	19	71	90	147	78	0	44	---	6	467	1.9	3.1	0.94	0.13	9.9	25.8
1977-78	21	15	363	44	110	.400	---	---	---	14	22	.636	2	17	19	48	23	0	9	20	3	102	0.9	2.3	0.43	0.14	4.9	17.3
JAZZ TOTALS	98	48	2159	310	681	.455	---	---	---	121	169	.716	25	114	139	273	155	0	80	20	16	741	1.4	2.8	0.82	0.16	7.6	22.0

**BOYD, KENNY - FORWARD - #4**

Born: March 25, 1952 Ht. 6-5 Wt. 195 College: Boston University
 Acquired: Selected in 9th round (154th overall) - 1974 NBA Draft Departed: Waived on 11/21/74

REGULAR SEASON STATISTICS

YEAR	G	GS	MIN	FG	FGA	FT	3FG	3FGA	FTM	FIA	FTM	FTF	OFF	DEF	TOT	AST	PF	DQ	STL	TO	BLK	PTS	RPG	APG	SPG	BPG	PPG	MPG
1974-75	6	0	25	7	13	.538	---	---	---	5	11	.455	3	2	5	2	2	0	3	---	0	19	0.8	0.3	0.50	0.00	3.2	4.2
JAZZ TOTALS	6	0	25	7	13	.538	---	---	---	5	11	.455	3	2	5	2	2	0	3	---	0	19	0.8	0.3	0.50	0.00	3.2	4.2

**BREWER, RONNIE - GUARD - #9**

Born: March 20, 1985 Ht. 6-7 Wt. 218 College: Arkansas
 Acquired: Selected in 1st round (14th overall) - 2006 NBA Draft Departed: Traded to Memphis on 2/18/10 (for future 1st-Rd. pick)

REGULAR SEASON STATISTICS

YEAR	G	GS	MIN	FG	FGA	FT	3FG	3FGA	FTM	FIA	FTM	FTF	OFF	DEF	TOT	AST	PF	DQ	STL	TO	BLK	PTS	RPG	APG	SPG	BPG	PPG	MPG
2006-07	56	14	675	102	193	.528	0	9,000	56	83	.675	37	38	75	24	44	0	37	24	6	260	1.3	0.4	0.66	0.11	4.6	12.1	
2007-08	76	76	2088	354	634	.558	11	50	220	195	257	.759	97	121	218	134	110	0	129	69	19	914	2.9	1.8	1.70	0.25	12.0	27.5
2008-09	81	80	2605	421	828	.508	22	85	259	247	352	.702	101	199	300	179	128	0	138	110	30	1111	3.7	2.2	1.70	0.37	13.7	32.2
2009-10	53	53	1662	206	416	.495	8	31	258	81	128	.633	44	136	180	151	80	0	85	51	15	501	3.4	2.8	1.60	0.28	9.5	31.4
JAZZ TOTALS	266	223	7030	1083	2071	.523	41	175	234	579	820	.706	279	494	773	488	362	0	389	254	70	2786	2.9	1.8	1.46	0.26	10.5	26.4

PLAYOFF STATISTICS

YEAR	G	GS	MIN	FG	FGA	PCT	3FG	3FGA	PCT	FTM	FTA	PCT	OFF	DEF	TOT	AST	PF	DQ	STL	TO	BLK	PTS	RPG	APG	SPG	BPG	PPG	MPG
2007	8	0	41	6	10	.600	0	0	---	7	13	.538	2	4	6	2	3	0	1	2	0	19	0.8	0.3	0.13	0.00	2.4	5.1
2008	12	12	305	51	98	.520	1	6	167	19	25	.760	17	21	38	19	29	0	12	4	4	122	3.2	1.6	1.00	0.33	10.2	25.4
2009	5	5	158	20	49	.408	0	2	000	11	16	.688	7	16	23	13	9	0	7	11	1	51	4.6	2.6	1.40	0.20	10.2	31.6
JAZZ TOTALS	25	17	504	77	157	.490	1	8	125	37	54	.685	26	41	67	34	41	0	20	17	5	192	2.7	1.4	0.80	0.20	7.7	20.2

**BRISTOW, ALLAN - FORWARD - #44**

Born: August 23, 1951 Ht. 6-7 Wt. 220 College: Virginia Tech
 Acquired: Signed as a free agent on 6/28/79 (Paul Griffin to San Antonio as compensation on 7/20/79)
 Departed: Traded to Dallas on 8/20/81 (with Wayne Cooper for Bill Robinson)

REGULAR SEASON STATISTICS

YEAR	G	GS	MIN	FG	FGA	FT	3FG	3FGA	FTM	FIA	FTM	FTF	OFF	DEF	TOT	AST	PF	DQ	STL	TO	BLK	PTS	RPG	APG	SPG	BPG	PPG	MPG
1979-80	82	48	2304	377	785	.480	2	7	286	197	243	.811	170	342	512	341	211	2	88	179	6	953	6.2	4.2	1.07	0.07	11.6	28.1
1980-81	82	37	2001	271	611	.444	5	18	278	166	198	.838	103	327	430	383	190	1	63	171	3	713	5.2	4.7	0.77	0.04	8.7	24.4
JAZZ TOTALS	164	85	4305	648	1396	.464	7	25	280	363	441	.823	273	669	942	724	401	3	151	350	9	1666	5.7	4.4	0.92	0.05	10.2	26.3



BROWN, DEE - GUARD - #11

Born: August 17, 1984 Ht. 6-0 Wt. 181 College: Illinois
Acquired: Selected in 2nd round (46th overall) - 2006 NBA Draft Departed: Contract expired following the 2006-07 season

REGULAR SEASON STATISTICS

YEAR	G	GS	MIN	FG	FGA	PCT	3FG	3FGA	PCT	FTM	FTA	PCT	OFF	DEF	TOT	AST	PF	DQ	STL	TO	BLK	PTS	RPG	APG	SPG	BPG	PPG	MPG
2006-07	49	0	450	32	98	.327	6	28	.214	24	37	.649	8	32	40	83	51	0	22	31	7	94	0.8	1.7	0.45	0.14	1.9	9.2
JAZZ TOTALS	49	0	450	32	98	.327	6	28	.214	24	37	.649	8	32	40	83	51	0	22	31	7	94	0.8	1.7	0.45	0.14	1.9	9.2

PLAYOFF STATISTICS

YEAR	G	GS	MIN	FG	FGA	PCT	3FG	3FGA	PCT	FTM	FTA	PCT	OFF	DEF	TOT	AST	PF	DQ	STL	TO	BLK	PTS	RPG	APG	SPG	BPG	PPG	MPG
2007	8	0	52	6	17	.353	0	6	.000	1	4	.250	1	2	3	9	1	0	0	4	0	13	0.4	1.1	0.00	0.00	1.6	6.5
JAZZ TOTALS	8	0	52	6	17	.353	0	6	.000	1	4	.250	1	2	3	9	1	0	0	4	0	13	0.4	1.1	0.00	0.00	1.6	6.5



BROWN, DEVIN - GUARD - #23

Born: December 30, 1978 Ht. 6-5 Wt. 220 College: Texas-San Antonio
Acquired: Signed as a free agent on 9/14/05 Departed: Traded to Golden State on 7/12/06 (with Keith McLeod and Andre Owens for Derek Fisher)

REGULAR SEASON STATISTICS

YEAR	G	GS	MIN	FG	FGA	PCT	3FG	3FGA	PCT	FTM	FTA	PCT	OFF	DEF	TOT	AST	PF	DQ	STL	TO	BLK	PTS	RPG	APG	SPG	BPG	PPG	MPG
2005-06	81	14	1711	207	527	.393	39	118	.331	158	212	.745	73	134	207	104	153	0	44	99	14	611	2.6	1.3	0.54	0.17	7.5	21.1
JAZZ TOTALS	81	14	1711	207	527	.393	39	118	.331	158	212	.745	73	134	207	104	153	0	44	99	14	611	2.6	1.3	0.54	0.17	7.5	21.1



BROWN, JOHN - FORWARD - #32

Born: December 14, 1951 Ht. 6-7 Wt. 220 College: Missouri
Acquired: Signed as a free agent on 11/11/79 Departed: Waived on 11/20/79

REGULAR SEASON STATISTICS

YEAR	G	GS	MIN	FG	FGA	PCT	3FG	3FGA	PCT	FTM	FTA	PCT	OFF	DEF	TOT	AST	PF	DQ	STL	TO	BLK	PTS	RPG	APG	SPG	BPG	PPG	MPG
1979-80	4	0	24	0	7	.000	0	0	---	4	41	.000	5	4	9	4	4	0	0	5	0	4	2.3	1.0	0.00	0.00	1.0	6.0
JAZZ TOTALS	4	0	24	0	7	.000	0	0	---	4	4	.000	5	4	9	4	4	0	0	5	0	4	2.3	1.0	0.00	0.00	1.0	6.0



BROWN, MIKE - FORWARD/CENTER - #40

Born: July 19, 1963 Ht. 6-10 Wt. 260 College: George Washington
Acquired: By trade from Charlotte on 6/23/88 (for Kelly Tripucka) Departed: Traded to Minnesota on 6/30/93 (for Felton Spencer)

REGULAR SEASON STATISTICS

YEAR	G	GS	MIN	FG	FGA	PCT	3FG	3FGA	PCT	FTM	FTA	PCT	OFF	DEF	TOT	AST	PF	DQ	STL	TO	BLK	PTS	RPG	APG	SPG	BPG	PPG	MPG
1988-89	66	16	1051	104	248	.419	0	0	---	92	130	.708	92	166	258	41	133	0	25	77	17	300	3.9	0.6	0.38	0.26	4.5	15.9
1989-90	82	0	1397	177	344	.515	1	2	.500	157	199	.789	111	262	373	47	187	0	32	88	28	512	4.5	0.6	0.39	0.34	6.2	17.0
1990-91	82	2	1391	129	284	.454	0	0	---	132	178	.742	109	228	337	49	166	0	29	82	24	390	4.1	0.6	0.35	0.29	4.8	17.0
1991-92	82	1	1783	221	488	.453	0	1	.000	190	285	.667	187	289	476	81	196	1	42	105	34	632	5.8	1.0	0.51	0.41	7.7	21.7
1992-93	82	21	1551	176	409	.430	0	1	.000	113	164	.689	147	244	391	64	190	1	32	95	23	465	4.8	0.8	0.39	0.28	5.7	18.9
JAZZ TOTALS	394	40	7173	807	1773	.455	1	4	.250	684	956	.715	646	1189	1835	282	872	2	160	447	126	2299	4.7	0.7	0.41	0.32	5.8	18.2

PLAYOFF STATISTICS

YEAR	G	GS	MIN	FG	FGA	PCT	3FG	3FGA	PCT	FTM	FTA	PCT	OFF	DEF	TOT	AST	PF	DQ	STL	TO	BLK	PTS	RPG	APG	SPG	BPG	PPG	MPG
1989	2	1	11	0	2	.000	0	0	---	0	0	---	0	2	2	0	3	0	0	0	0	0	1.0	0.0	0.00	0.00	0.0	5.5
1990	5	0	67	7	15	.467	0	0	---	4	5	.800	5	5	10	3	11	0	1	5	1	18	2.0	0.6	0.20	0.20	3.6	13.4
1991	9	0	223	27	56	.482	0	0	---	32	38	.842	20	46	66	5	36	1	3	12	1	86	7.3	0.6	0.33	0.11	9.6	24.8
1992	16	0	274	30	75	.400	0	0	---	32	41	.780	22	43	65	11	43	0	2	16	2	92	4.1	0.7	0.13	0.13	5.8	17.1
1993	5	0	93	13	25	.520	0	0	---	7	11	.636	4	12	16	2	9	0	0	5	1	33	3.2	0.4	0.00	0.20	6.6	18.6
JAZZ TOTALS	37	1	668	77	173	.445	0	0	---	75	95	.789	51	108	159	21	102	1	6	38	5	229	4.3	0.6	0.16	0.14	6.2	18.1

ALL-TIME JAZZ PLAYERS



BROWN, RAYMOND - FORWARD - #24

Born: July 5, 1965 Ht. 6-8 Wt. 220 College: Idaho

Acquired: Signed as a free agent from the CBA on 2/16/90 Departed: Contract expired following the 1989-90 season

REGULAR SEASON STATISTICS

YEAR	G	GS	MIN	FG	FGA	PCT	3FG	3FGA	PCT	FTM	FTA	PCT	OFF	DEF	TOT	AST	PF	DQ	STL	TO	BLK	PTS	RPG	APG	SPG	BPG	PPG	MPG
1989-90	16	0	56	8	28	.286	0	0	---	0	2	.000	10	5	15	4	11	0	0	6	0	16	0.9	0.3	0.00	0.00	1.0	3.5
JAZZ TOTALS	16	0	56	8	28	.286	0	0	---	0	2	.000	10	5	15	4	11	0	0	6	0	16	0.9	0.3	0.00	0.00	1.0	3.5

PLAYOFF STATISTICS

YEAR	G	GS	MIN	FG	FGA	PCT	3FG	3FGA	PCT	FTM	FTA	PCT	OFF	DEF	TOT	AST	PF	DQ	STL	TO	BLK	PTS	RPG	APG	SPG	BPG	PPG	MPG
1990	3	0	6	0	0	---	0	0	---	0	0	---	0	0	0	0	2	0	0	0	0	0	0.0	0.0	0.00	0.00	0.0	2.0
JAZZ TOTALS	3	0	6	0	0	---	0	0	---	0	0	---	0	0	0	0	2	0	0	0	0	0	0.0	0.0	0.00	0.00	0.0	2.0



BROWN, TONY - FORWARD - #21

Born: July 29, 1960 Ht. 6-6 Wt. 200 College: Arkansas

Acquired: Signed to first of consecutive 10-day contracts on 3/1/91, for remainder of season on 3/21/91 Departed: Contract expired following 1990-91 season

REGULAR SEASON STATISTICS

YEAR	G	GS	MIN	FG	FGA	PCT	3FG	3FGA	PCT	FTM	FTA	PCT	OFF	DEF	TOT	AST	PF	DQ	STL	TO	BLK	PTS	RPG	APG	SPG	BPG	PPG	MPG
1990-91	23	0	267	28	77	.364	2	11	.182	20	23	.870	24	15	39	13	39	0	4	12	0	78	1.7	0.6	0.17	0.00	3.4	11.6
JAZZ TOTALS	23	0	267	28	77	.364	2	11	.182	20	23	.870	24	15	39	13	39	0	4	12	0	78	1.7	0.6	0.17	0.00	3.4	11.6

PLAYOFF STATISTICS

YEAR	G	GS	MIN	FG	FGA	PCT	3FG	3FGA	PCT	FTM	FTA	PCT	OFF	DEF	TOT	AST	PF	DQ	STL	TO	BLK	PTS	RPG	APG	SPG	BPG	PPG	MPG
1991	4	0	29	4	8	.500	1	2	.500	0	0	---	2	1	3	1	2	0	0	1	0	11	0.8	0.3	0.00	0.00	2.8	7.3
JAZZ TOTALS	4	0	29	4	8	.500	1	2	.500	0	0	---	2	1	3	1	2	0	0	1	0	11	0.8	0.3	0.00	0.00	2.8	7.3



BURKE, TREY - GUARD - #3

Born: November 12, 1992 Ht. 6-1 Wt. 190 College: Michigan

Acquired: Draft rights by trade from Minnesota on 6/27/13 (for draft rights to Shabazz Muhammad and Gorgui Dieng)

REGULAR SEASON STATISTICS

YEAR	G	GS	MIN	FG	FGA	PCT	3FG	3FGA	PCT	FTM	FTA	PCT	OFF	DEF	TOT	AST	PF	DQ	STL	TO	BLK	PTS	RPG	APG	SPG	BPG	PPG	MPG
2013-14	70	68	2262	341	897	.380	111	336	.330	102	113	.903	37	171	208	396	145	1	42	131	6	895	3.0	5.7	0.60	0.09	12.8	32.3
2014-15	76	43	2288	370	1005	.368	124	390	.318	109	145	.752	31	173	204	328	119	0	65	124	15	973	2.7	4.3	0.86	0.20	12.8	30.1
JAZZ TOTALS	146	111	4550	711	1902	.374	235	726	.324	211	258	.818	68	344	412	724	264	1	107	255	21	1868	2.8	5.0	0.73	0.14	12.8	31.2



BURKS, ALEC - GUARD - #10

Born: July 20, 1991 Ht. 6-6 Wt. 202 College: Colorado

Acquired: Selected in 1st round (12th overall) of 2011 NBA Draft

REGULAR SEASON STATISTICS

YEAR	G	GS	MIN	FG	FGA	PCT	3FG	3FGA	PCT	FTM	FTA	PCT	OFF	DEF	TOT	AST	PF	DQ	STL	TO	BLK	PTS	RPG	APG	SPG	BPG	PPG	MPG
2011-12	59	0	939	153	357	.429	15	45	.333	104	143	.727	57	75	132	55	84	0	27	51	5	425	2.2	0.9	0.46	0.08	7.2	15.9
2012-13	64	0	1137	163	388	.420	33	92	.359	92	129	.713	37	108	145	92	114	0	35	74	13	451	2.3	1.4	0.55	0.20	7.0	17.8
2013-14	78	12	2193	380	831	.457	50	143	.350	279	373	.748	59	198	257	212	190	2	69	149	14	1089	3.3	2.7	0.88	0.18	14.0	28.1
2014-15	27	27	899	121	300	.403	26	68	.382	106	129	.822	19	95	114	82	64	0	17	52	5	374	4.2	3.0	0.63	0.19	13.9	33.3
JAZZ TOTALS	228	39	5168	817	1876	.436	124	348	.356	581	774	.751	172	476	648	441	452	2	148	326	37	2339	2.8	1.9	0.65	0.16	10.3	22.7

PLAYOFF STATISTICS

YEAR	G	GS	MIN	FG	FGA	PCT	3FG	3FGA	PCT	FTM	FTA	PCT	OFF	DEF	TOT	AST	PF	DQ	STL	TO	BLK	PTS	RPG	APG	SPG	BPG	PPG	MPG
2012	4	0	73	9	19	.474	1	5	.200	0	0	---	7	8	15	3	9	0	2	3	1	19	3.8	0.8	0.50	0.25	4.8	18.3
JAZZ TOTALS	4	0	73	9	19	.474	1	5	.200	0	0	---	7	8	15	3	9	0	2	3	1	19	3.8	0.8	0.50	0.25	4.8	18.3



BYRNES, MARTY - FORWARD - #15

Born: April 30, 1956 Ht. 6-7 Wt. 220 College: Syracuse

Acquired: By trade from Phoenix on 1/12/79 (with Ron Lee, 1979 and 1980 1st-Rd. picks and cash for Len Robinson) Departed: Waived on 10/12/79

REGULAR SEASON STATISTICS

YEAR	G	GS	MIN	FG	FGA	FT	3FG	PCT	FTM	FIA	PCT	OFF	DEF	TOT	AST	PF	DQ	STL	TO	BLK	PTS	RPG	APG	SPG	BPG	PPG	MPG
1978-79	36	0	530	78	166	.470	---	---	33	54	.611	41	53	94	43	42	0	12	40	8	189	2.6	1.2	0.33	0.22	5.3	14.7
JAZZ TOTALS	36	0	530	78	166	.470	---	---	33	54	.611	41	53	94	43	42	0	12	---	8	189	2.6	1.2	0.33	0.22	5.3	14.7



CALVIN, MACK - GUARD - #33

Born: July 27, 1947 Ht. 6-0 Wt. 170 College: Southern California

Acquired: Signed as a free agent on 11/27/79 Departed: Contract expired following the 1979-80 season

REGULAR SEASON STATISTICS

YEAR	G	GS	MIN	FG	FGA	PCT	3FG	3FGA	PCT	FTM	FIA	PCT	OFF	DEF	TOT	AST	PF	DQ	STL	TO	BLK	PTS	RPG	APG	SPG	BPG	PPG	MPG
1979-80	48	0	772	100	227	.441	1	11	.091	105	117	.897	13	71	84	134	72	0	27	57	0	306	1.8	2.8	0.56	0.00	6.4	16.1
JAZZ TOTALS	48	0	772	100	227	.441	1	11	.091	105	117	.897	13	71	84	134	72	0	27	57	0	306	1.8	2.8	0.56	0.00	6.4	16.1



CARR, ANTOINE - FORWARD/CENTER - #55

Born: July 23, 1961 Ht. 6-9 Wt. 270 College: Wichita State

Acquired: Signed as a free agent on 10/29/94 Departed: Contract expired following the 1997-98 season

REGULAR SEASON STATISTICS

YEAR	G	GS	MIN	FG	FGA	PCT	3FG	3FGA	PCT	FTM	FIA	PCT	OFF	DEF	TOT	AST	PF	DQ	STL	TO	BLK	PTS	RPG	APG	SPG	BPG	PPG	MPG
1994-95	78	4	1677	290	546	.531	1	4	.250	165	201	.821	81	184	265	67	253	4	24	87	68	746	3.4	0.9	0.31	0.87	9.6	21.5
1995-96	80	0	1532	233	510	.457	0	3	.000	114	144	.792	71	129	200	74	254	4	28	78	65	580	2.5	0.9	0.35	0.81	7.3	19.2
1996-97	82	0	1460	252	522	.483	0	3	.000	99	127	.780	60	135	195	74	214	2	24	75	63	603	2.4	0.9	0.29	0.77	7.4	17.8
1997-98	66	8	1086	151	325	.465	0	0	---	76	98	.776	42	89	131	48	195	3	11	48	53	378	2.0	0.7	0.17	0.80	5.7	16.5
JAZZ TOTALS	306	12	5755	926	1903	.487	1	10	.100	454	570	.796	254	537	791	263	916	13	87	288	249	2307	2.6	0.9	0.28	0.81	7.5	18.8

PLAYOFF STATISTICS

YEAR	G	GS	MIN	FG	FGA	PCT	3FG	3FGA	PCT	FTM	FTA	PCT	OFF	DEF	TOT	AST	PF	DQ	STL	TO	BLK	PTS	RPG	APG	SPG	BPG	PPG	MPG
1995	5	0	114	14	31	.452	0	0	---	20	24	.833	3	12	15	7	26	2	3	4	5	48	3.0	1.4	0.60	1.00	9.6	22.8
1996	18	0	339	46	97	.474	0	0	---	17	25	.680	11	23	34	21	66	2	4	16	14	109	1.9	1.2	0.22	0.78	6.1	18.8
1997	20	0	280	40	83	.482	0	0	---	18	24	.750	11	29	40	10	64	1	6	18	9	98	2.0	0.5	0.30	0.45	4.9	14.0
1998	20	0	292	41	90	.456	0	0	---	6	8	.750	16	25	41	11	63	1	1	9	12	88	2.1	0.6	0.05	0.60	4.4	14.6
JAZZ TOTALS	63	0	1025	141	301	.468	0	0	---	61	81	.753	41	89	130	49	219	6	14	47	40	343	2.1	0.8	0.22	0.63	5.4	16.3



CARROLL, DEMARRE - FORWARD - #3

Born: July 27, 1986 Ht. 6-8 Wt. 212 College: Missouri

Acquired: Signed as a free agent on 2/9/12 Departed: Contract expired following the 2012-13 season

REGULAR SEASON STATISTICS

YEAR	G	GS	MIN	FG	FGA	FT	3FG	3FGA	PCT	FTM	FIA	PCT	OFF	DEF	TOT	AST	PF	DQ	STL	TO	BLK	PTS	RPG	APG	SPG	BPG	PPG	MPG
2011-12	20	9	328	37	99	.374	7	19	.368	14	16	.875	28	22	50	15	36	0	12	9	1	95	2.5	0.8	0.60	0.05	4.8	16.4
2012-13	66	12	1111	149	324	.460	20	70	.286	75	98	.765	87	101	188	61	119	2	58	34	24	393	2.8	0.9	0.88	0.36	6.0	16.8
JAZZ TOTALS	86	21	1439	186	423	.440	27	89	.303	89	114	.781	115	123	238	76	155	2	70	43	25	488	2.8	0.9	0.81	0.29	5.7	16.7

PLAYOFF STATISTICS

YEAR	G	GS	MIN	FG	FGA	PCT	3FG	3FGA	PCT	FTM	FIA	PCT	OFF	DEF	TOT	AST	PF	DQ	STL	TO	BLK	PTS	RPG	APG	SPG	BPG	PPG	MPG
2012	4	0	73	9	19	.474	1	5	.200	0	0	---	7	8	15	3	9	0	2	3	1	19	3.8	0.8	0.50	0.25	4.8	18.3
JAZZ TOTALS	4	0	73	9	19	.474	1	5	.200	0	0	---	7	8	15	3	9	0	2	3	1	19	3.8	0.8	0.50	0.25	4.8	18.3



CATTAGE, BOBBY - FORWARD - #43

Born: August 17, 1958 Ht. 6-9 Wt. 250 College: Auburn

Acquired: Selected in 8th round (165th overall) of 1981 NBA Draft Departed: Waived on 10/6/82

REGULAR SEASON STATISTICS

YEAR	G	GS	MIN	FG	FGA	PCT	3FG	3FGA	PCT	FTM	FIA	PCT	OFF	DEF	TOT	AST	PF	DQ	STL	TO	BLK	PTS	RPG	APG	SPG	BPG	PPG	MPG
1981-82	49	0	337	60	135	.444	0	2	.000	30	41	.732	22	51	73	7	58	0	7	18	0	150	1.5	0.1	0.14	0.00	3.1	6.9
JAZZ TOTALS	49	0	337	60	135	.444	0	2	.000	30	41	.732	22	51	73	7	58	0	7	18	0	150	1.5	0.1	0.14	0.00	3.1	6.9



CHAMBERS, TOM - FORWARD - #42


Born: June 21, 1959 Ht. 6-10 Wt. 230 College: Utah
 Acquired: Signed as a free agent on 8/11/93 Departed: Contract expired following the 1994-95 season

REGULAR SEASON STATISTICS

YEAR	G	GS	MIN	FG	FGA	CT	3FG	3FGA	CT	FTM	FTA	CT	OFF	DEF	TOT	AST	PF	DQ	STL	TO	BLK	PTS	RPG	APG	SPG	BPG	PPG	MPG
1993-94	80	0	1838	329	748	.440	14	45	.311	221	281	.786	87	239	326	79	232	2	40	89	32	893	4.1	1.0	0.50	0.40	11.2	23.0
1994-95	81	4	1240	195	427	.457	4	24	.167	109	135	.807	66	147	213	73	173	1	25	52	30	503	2.6	0.9	0.31	0.37	6.2	15.3
JAZZ TOTALS	161	4	3078	524	1175	.446	18	69	.261	330	416	.793	153	386	539	152	405	3	65	141	62	1396	3.3	0.9	0.40	0.39	8.7	19.1

PLAYOFF STATISTICS

YEAR	G	GS	MIN	FG	FGA	CT	3FG	3FGA	CT	FTM	FTA	CT	OFF	DEF	TOT	AST	PF	DQ	STL	TO	BLK	PTS	RPG	APG	SPG	BPG	PPG	MPG
1994	16	0	325	35	97	.361	0	7	.000	23	29	.793	16	29	45	12	50	1	5	8	9	93	2.8	0.8	0.31	0.56	5.8	20.3
1995	5	0	60	11	22	.500	1	3	.333	9	13	.692	3	10	13	2	18	1	2	3	0	34	2.6	0.4	0.40	0.00	6.8	12.0
JAZZ TOTALS	21	0	385	46	119	.387	1	10	.100	32	42	.762	19	39	58	14	68	2	7	11	9	127	2.8	0.7	0.33	0.43	6.0	18.3



CHEANEY, CALBERT - GUARD - #40

Born: July 17, 1971 Ht. 6-7 Wt. 217 College: Indiana
 Acquired: Signed as a free agent on 7/30/02 Departed: Contract expired following the 2002-03 season

REGULAR SEASON STATISTICS

YEAR	G	GS	MIN	FG	FGA	CT	3FG	3FGA	CT	FTM	FTA	CT	OFF	DEF	TOT	AST	PF	DQ	STL	TO	BLK	PTS	RPG	APG	SPG	BPG	PPG	MPG
2002-03	81	74	2351	325	651	.499	10	25	.400	40	69	.580	73	211	284	163	225	1	65	108	13	700	3.5	2.0	0.80	0.16	8.6	29.0
JAZZ TOTALS	81	74	2351	325	651	.499	10	25	.400	40	69	.580	73	211	284	163	225	1	65	108	13	700	3.5	2.0	0.80	0.16	8.6	29.0

PLAYOFF STATISTICS

YEAR	G	GS	MIN	FG	FGA	CT	3FG	3FGA	CT	FTM	FTA	CT	OFF	DEF	TOT	AST	PF	DQ	STL	TO	BLK	PTS	RPG	APG	SPG	BPG	PPG	MPG
2003	5	5	122	10	27	.370	0	0	---	2	4	.500	3	4	7	8	15	0	2	7	1	22	1.4	1.6	0.40	0.20	4.4	24.4
JAZZ TOTALS	5	5	122	10	27	.370	0	0	---	2	4	.500	3	4	7	8	15	0	2	7	1	22	1.4	1.6	0.40	0.20	4.4	24.4



CHILCUTT, PETE - FORWARD - #23

Born: September 14, 1968 Ht. 6-10 Wt. 245 College: North Carolina
 Acquired: Signed as a free agent on 10/3/99 Departed: Waived on 1/7/00

REGULAR SEASON STATISTICS

YEAR	G	GS	MIN	FG	FGA	CT	3FG	3FGA	CT	FTM	FTA	CT	OFF	DEF	TOT	AST	PF	DQ	STL	TO	BLK	PTS	RPG	APG	SPG	BPG	PPG	MPG
1999-00	26	0	224	22	62	.355	1	10	.100	2	21	.000	15	28	43	10	31	0	5	9	4	47	1.7	0.4	0.19	0.15	1.8	8.6
JAZZ TOTALS	26	0	224	22	62	.355	1	10	.100	2	21	.000	15	28	43	10	31	0	5	9	4	47	1.7	0.4	0.19	0.15	1.8	8.6



CHRISTOPHER, PATRICK - GUARD/FORWARD - #19

Born: June 3, 1988 Ht. 6-5 Wt. 209 College: California
 Acquired: Signed as a free agent on 12/10/14 Departed: Waived on 1/6/15

REGULAR SEASON STATISTICS

YEAR	G	GS	MIN	FG	FGA	CT	3FG	3FGA	CT	FTM	FTA	CT	OFF	DEF	TOT	AST	PF	DQ	STL	TO	BLK	PTS	RPG	APG	SPG	BPG	PPG	MPG
2014-15	4	1	29	3	12	.250	0	4	.000	0	0	---	2	4	6	0	6	0	1	1	0	6	1.5	0.0	0.25	0.00	1.5	7.3
JAZZ TOTALS	4	1	29	3	12	.250	0	4	.000	0	0	---	2	4	6	0	6	0	1	1	0	6	1.5	0.0	0.25	0.00	1.5	7.3




CLARK, IAN - GUARD - #21

Born: March 7, 1991 Ht. 6-3 Wt. 173 College: Belmont
 Acquired: Signed as a free agent on 7/29/13 Departed: Waived on 3/26/15

REGULAR SEASON STATISTICS

YEAR	G	GS	MIN	FG	FGA	CT	3FG	3FGA	CT	FTM	FTA	CT	OFF	DEF	TOT	AST	PF	DQ	STL	TO	BLK	PTS	RPG	APG	SPG	BPG	PPG	MPG
2013-14	23	0	172	26	67	.388	11	31	.355	5	7	.714	3	16	19	15	24	0	8	14	2	68	0.8	0.7	0.35	0.09	3.0	7.5
2014-15	23	0	161	15	44	.341	9	25	.360	5	51	.000	4	9	13	10	12	0	6	7	2	44	0.6	0.4	0.26	0.09	1.9	7.0
JAZZ TOTALS	46	0	333	41	111	.369	20	56	.357	10	12	.833	7	25	32	25	36	0	14	21	4	112	0.7	0.5	0.30	0.09	2.4	7.2



CLARK, KEON - FORWARD/CENTER - #13

Born: April 16, 1975 Ht. 6-11 Wt. 221 College: UNLV
 Acquired: By trade from Sacramento on 8/5/03 (with two 2nd-Rd. picks for a 2004 2nd-Rd. pick)
 Departed: Traded to Phoenix on 2/19/04 (with Ben Handlogten for Tom Gugliotta, two 1st-Rd. picks and a 2nd Rd. pick)

REGULAR SEASON STATISTICS

YEAR	G	GS	MIN	FG	FGA	PCT	3FG	3FGA	PCT	FTM	FTA	PCT	OFF	DEF	TOT	AST	PF	DQ	STL	TO	BLK	PTS	RPG	APG	SPG	BPG	PPG	MPG
2003-04	2	0	27	2	6	.333	0	0	---	0	0	---	1	6	7	1	1	0	1	0	0	4	3.5	0.5	0.50	0.00	2.0	13.5
JAZZ TOTALS	2	0	27	2	6	.333	0	0	---	0	0	---	1	6	7	1	1	0	1	0	0	4	3.5	0.5	0.50	0.00	2.0	13.5




COLEMAN, E.C. - FORWARD - #12

Born: September 25, 1950 Ht. 6-8 Wt. 225 College: Houston Baptist
 Acquired: Selected in Expansion Draft on 5/20/74 (from Houston)
 Departed: Signed as free agent with Golden State on 11/2/77 (Jazz receive 1st-Rd. pick and cash as compensation)

REGULAR SEASON STATISTICS

YEAR	G	GS	MIN	FG	FGA	PCT	3FG	3FGA	PCT	FTM	FTA	PCT	OFF	DEF	TOT	AST	PF	DQ	STL	TO	BLK	PTS	RPG	APG	SPG	BPG	PPG	MPG
1974-75	77	64	2176	253	568	.445	---	---	---	116	166	.699	189	360	549	105	277	10	82	---	37	622	7.1	1.4	1.06	0.48	8.1	28.3
1975-76	67	57	1850	216	479	.451	---	---	---	59	89	.663	124	295	419	87	227	3	56	---	30	491	6.3	1.3	0.84	0.45	7.3	27.6
1976-77	77	73	2369	290	628	.462	---	---	---	82	112	.732	149	399	548	103	280	9	62	---	32	662	7.1	1.3	0.81	0.42	8.6	30.8
JAZZ TOTALS	221	194	6395	759	1675	.453	---	---	---	257	367	.700	462	1054	1516	295	784	22	200	---	99	1775	6.9	1.3	0.90	0.45	8.0	28.9



COLLINS, JARRON - CENTER - #31

Born: December 2, 1978 Ht. 6-11 Wt. 255 College: Stanford
 Acquired: Selected in 2nd round (53rd overall) in 2001 NBA Draft
 Departed: Contract expired following 2008-09 season

REGULAR SEASON STATISTICS

YEAR	G	GS	MIN	FG	FGA	PCT	3FG	3FGA	PCT	FTM	FTA	PCT	OFF	DEF	TOT	AST	PF	DQ	STL	TO	BLK	PTS	RPG	APG	SPG	BPG	PPG	MPG
2001-02	70	68	1440	158	343	.461	0	1	.000	134	181	.740	138	158	296	58	234	4	29	56	22	450	4.2	0.8	0.41	0.31	6.4	20.6
2002-03	22	7	421	38	86	.442	0	1	.000	44	62	.710	32	28	60	14	70	2	5	19	6	120	2.7	0.6	0.23	0.27	5.5	19.1
2003-04	81	31	1732	147	295	.498	0	1	.000	188	262	.718	117	199	316	77	255	3	26	79	18	482	3.9	1.0	0.32	0.22	6.0	21.4
2004-05	50	38	961	65	157	.414	0	1	.000	83	119	.697	57	107	164	61	146	1	11	34	6	213	3.3	1.2	0.22	0.12	4.3	19.2
2005-06	79	41	1730	129	280	.461	0	0	---	157	219	.717	134	199	333	97	252	7	36	61	27	415	4.2	1.2	0.46	0.34	5.3	21.9
2006-07	82	9	913	75	170	.441	0	0	---	54	83	.651	71	100	171	60	147	0	13	37	8	204	2.1	0.7	0.16	0.10	2.5	11.1
2007-08	70	9	702	36	82	.439	0	1	.000	46	74	.622	40	76	116	37	106	0	10	22	6	118	1.7	0.5	0.14	0.09	1.7	10.0
2008-09	26	3	201	16	35	.457	0	0	---	8	11	.727	20	17	37	7	35	0	2	9	1	40	1.4	0.3	0.08	0.04	1.5	7.7
JAZZ TOTALS	480	206	8100	664	1448	.459	0	5	.000	714	1011	.706	609	884	1493	411	1245	17	132	317	94	2042	3.1	0.9	0.28	0.20	4.3	16.3

PLAYOFF STATISTICS

YEAR	G	GS	MIN	FG	FGA	PCT	3FG	3FGA	PCT	FTM	FTA	PCT	OFF	DEF	TOT	AST	PF	DQ	STL	TO	BLK	PTS	RPG	APG	SPG	BPG	PPG	MPG
2002	4	4	47	10	18	.556	0	0	---	2	21.000	4	3	7	0	11	0	4	0	4	0	22	18	0.00	0.00	0.00	5.5	11.8
2007	13	0	110	3	9	.333	0	0	---	9	17.529	8	12	20	5	21	0	4	1	0	15	1.5	0.4	0.31	0.00	1.2	8.5	
2008	5	0	20	0	3	.000	0	0	---	0	0.---	3	3	6	1	2	0	1	0	1	0	1.2	0.2	0.20	0.20	0.0	4.0	
2009	3	3	35	1	5	.200	0	0	---	6	8.750	4	6	10	1	9	0	1	0	0	8	3.3	0.3	0.33	0.00	2.7	11.7	
JAZZ TOTALS	25	7	212	14	35	.400	0	0	---	17	27.630	19	24	43	7	43	0	6	5	1	45	1.7	0.3	0.24	0.04	1.8	8.5	



COOK, JEFF - FORWARD - #45

Born: October 21, 1956 Ht. 6-10 Wt. 215 College: Idaho State
 Acquired: By trade from San Antonio on 2/15/86 (with Marc Iavaroni for Jeff Wilkins) Departed: Contract expired following 1985-86 season

REGULAR SEASON STATISTICS

YEAR	G	GS	MIN	FG	FGA	PCT	3FG	3FGA	PCT	FTM	FTA	PCT	OFF	DEF	TOT	AST	PF	DQ	STL	TO	BLK	PTS	RPG	APG	SPG	BPG	PPG	MPG
1985-86	2	0	17	3	6	.500	0	0	---	1	11	.000	2	3	5	0	1	0	0	3	0	7	2.5	0.0	0.00	0.00	3.5	8.5
JAZZ TOTALS	2	0	17	3	6	.500	0	0	---	1	11	.000	2	3	5	0	1	0	0	3	0	7	2.5	0.0	0.00	0.00	3.5	8.5

PLAYOFF STATISTICS

YEAR	G	GS	MIN	FG	FGA	PCT	3FG	3FGA	PCT	FTM	FTA	PCT	OFF	DEF	TOT	AST	PF	DQ	STL	TO	BLK	PTS	RPG	APG	SPG	BPG	PPG	MPG
1986	4	0	21	1	4	.250	0	0	---	3	4	.750	1	4	5	2	4	0	0	0	0	5	1.3	0.5	0.00	0.00	1.3	5.3
JAZZ TOTALS	4	0	21	1	4	.250	0	0	---	3	4	.750	1	4	5	2	4	0	0	0	0	5	1.3	0.5	0.00	0.00	1.3	5.3




COOLEY, JACK - FORWARD - #45

Born: April 12, 1991 Ht. 6-9 Wt. 246 College: Notre Dame
 Acquired: Signed as a free agent on 8/19/14 Departed: Waived on 10/22/14
 Re-acquired: Signed to a 10-day contract on 2/24/15 Departed: 10-day contract expired on 3/6/15
 Re-acquired: Signed to a second 10-day contract on 3/16/15; to multi-year contract on 3/26/15

REGULAR SEASON STATISTICS

YEAR	G	GS	MIN	FG	FGA	PCT	3FG	3FGA	PCT	FTM	FTA	PCT	OFF	DEF	TOT	AST	PF	DQ	STL	TO	BLK	PTS	RPG	APG	SPG	BPG	PPG	MPG
2014-15	16	0	87	9	22	.409	0	0	---	9	21	.429	10	15	25	1	23	0	6	3	3	27	1.6	0.1	0.38	0.19	1.7	5.4
JAZZ TOTALS	16	0	87	9	22	.409	0	0	---	9	21	.429	10	15	25	1	23	0	6	3	3	27	1.6	0.1	0.38	0.19	1.7	5.4




COOPER, WAYNE - CENTER - #40

Born: November 16, 1956 Ht. 6-10 Wt. 220 College: New Orleans
 Acquired: By trade from Golden State on 9/11/80 (with 1981 2nd-Rd. pick for Bernard King)
 Departed: Traded to Dallas on 8/20/81 (with Allan Bristow for Bill Robinson)

REGULAR SEASON STATISTICS

YEAR	G	GS	MIN	FG	FGA	PCT	3FG	3FGA	PCT	FTM	FTA	PCT	OFF	DEF	TOT	AST	PF	DQ	STL	TO	BLK	PTS	RPG	APG	SPG	BPG	PPG	MPG
1980-81	71	19	1420	213	471	.452	1	3	.333	62	90	.689	166	274	440	52	219	8	18	77	51	489	6.2	0.7	0.25	0.72	6.9	20.0
JAZZ TOTALS	71	19	1420	213	471	.452	1	3	.333	62	90	.689	166	274	440	52	219	8	18	77	51	489	6.2	0.7	0.25	0.72	6.9	20.0



CORBIN, TYRONE - FORWARD - #23

Born: December 31, 1962 Ht. 6-6 Wt. 225 College: DePaul
 Acquired: By trade from Minnesota on 11/25/91 (for Thurl Bailey and a 1992 2nd-Rd. pick)
 Departed: Traded to Atlanta on 9/16/94 (with 1995 2nd-Rd. pick for Adam Keefe)

REGULAR SEASON STATISTICS

YEAR	G	GS	MIN	FG	FGA	PCT	3FG	3FGA	PCT	FTM	FTA	PCT	OFF	DEF	TOT	AST	PF	DQ	STL	TO	BLK	PTS	RPG	APG	SPG	BPG	PPG	MPG
1991-92	69		1863	246	488	.504	0	3	.000	130	148	.878	139	264	403	107	162	1	70	71	14	622	5.8	1.6	1.01	0.20	9.0	27.0
1992-93	82		2555	385	766	.503	0	5	.000	180	218	.826	194	325	519	173	252	3108	108	32	950	6.3	2.1	1.32	0.39	11.6	31.2	
1993-94	82	17	2149	268	588	.456	6	29	.207	117	144	.813	150	239	389	122	212	0	99	92	24	659	4.7	1.5	1.21	0.29	8.0	26.2
JAZZ TOTALS	233	76	6567	899	1842	.488	6	37	.162	427	510	.837	483	828	1311	402	626	4	277	271	70	2231	5.6	1.7	1.19	0.30	9.6	28.2

PLAYOFF STATISTICS

YEAR	G	GS	MIN	FG	FGA	PCT	3FG	3FGA	PCT	FTM	FTA	PCT	OFF	DEF	TOT	AST	PF	DQ	STL	TO	BLK	PTS	RPG	APG	SPG	BPG	PPG	MPG
1992	16	0	447	69	137	.504	0	2	.000	42	54	.778	39	49	88	17	45	0	12	17	3	180	5.5	1.1	0.75	0.19	11.3	27.9
1993	5	0	161	24	50	.480	0	0	---	11	17	.647	16	22	38	9	15	0	3	7	1	59	7.6	1.8	0.60	0.20	11.8	32.2
1994	16	11	413	41	106	.387	4	12	.333	14	15	.933	25	54	79	15	31	0	21	11	3	108	4.9	0.9	1.31	0.19	6.8	25.8
JAZZ TOTALS	37	11	1021	134	293	.457	4	14	.286	67	86	.779	80	125	205	41	91	0	36	35	7	347	5.5	1.1	0.97	0.19	9.4	27.6



COTTON, BRYCE - GUARD - #8

Born: August 11, 1992 Ht. 6-1 Wt. 165 College: Providence
 Acquired: Signed to first of consecutive 10-day contracts on 2/24/15; to multi-year contract on 3/16/15

REGULAR SEASON STATISTICS

YEAR	G	GS	MIN	FG	FGA	PCT	3FG	3FGA	PCT	FTM	FTA	PCT	OFF	DEF	TOT	AST	PF	DQ	STL	TO	BLK	PTS	RPG	APG	SPG	BPG	PPG	MPG
2014-15	15	0	159	29	69	.420	7	20	.350	15	18	.833	3	15	18	15	6	0	4	12	0	80	1.2	1.0	0.27	0.00	5.3	10.6
JAZZ TOTALS	15	0	159	29	69	.420	7	20	.350	15	18	.833	3	15	18	15	6	0	4	12	0	80	1.2	1.0	0.27	0.00	5.3	10.6



COUNTS, MEL "GOOSE" - CENTER - #31

Born: October 16, 1941 Ht. 7-0 Wt. 230 College: Oregon State
 Acquired: By trade from L.A. Lakers on 6/13/74 (for future considerations) Departed: Released on 2/16/76

REGULAR SEASON STATISTICS

YEAR	G	GS	MIN	FG	FGA	PCT	3FG	3FGA	PCT	FTM	FTA	PCT	OFF	DEF	TOT	AST	PF	DQ	STL	TO	BLK	PTS	RPG	APG	SPG	BPG	PPG	MPG
1974-75	75	3	1421	217	495	.438	---	---	---	86	113	.761	102	339	441	182	196	0	49	---	43	520	5.9	2.4	0.65	0.57	6.9	18.9
1975-76	39	0	319	37	91	.407	---	---	---	16	21	.762	27	73	100	38	74	1	16	---	8	90	2.6	1.0	0.41	0.21	2.3	8.2
JAZZ TOTALS	114	3	1740	254	586	.433	---	---	---	102	134	.761	129	412	541	220	270	1	65	---	51	610	4.7	1.9	0.57	0.45	5.4	15.3



COUSIN, MARCUS - CENTER - #0 (3/9/11) / #50 (2010-11)

Born: December 18, 1986 Ht. 6-11 Wt. 255 College: Houston
 Acquired: Signed to a 10-day contract on 3/9/11 Departed: 10-day contract expired on 3/18/11

REGULAR SEASON STATISTICS

YEAR	G	GS	MIN	FG	FGA	PCT	3FG	3FGA	PCT	FTM	FTA	PCT	OFF	DEF	TOT	AST	PF	DQ	STL	TO	BLK	PTS	RPG	APG	SPG	BPG	PPG	MPG
2010-11	4	0	18	2	3.667	0	0	---	---	0	0	---	0	3	3	0	1	0	0	1	1	4	0.8	0.0	0.00	0.25	1.0	4.5
JAZZ TOTALS	4	0	18	2	3.667	0	0	---	---	0	0	---	0	3	3	0	1	0	0	1	1	4	0.8	0.0	0.00	0.25	1.0	4.5



CROTTY, JOHN - GUARD - #25

Born: July 15, 1969 Ht. 6-2 Wt. 194 College: Virginia
 Acquired: Signed as a free agent on 9/3/92 Departed: Contract expired following the 1994-95 season
 Re-acquired: Signed as a free agent on 8/11/00 Departed: Contract expired following the 2001-02 season

REGULAR SEASON STATISTICS

YEAR	G	GS	MIN	FG	FGA	PCT	3FG	3FGA	PCT	FTM	FTA	PCT	OFF	DEF	TOT	AST	PF	DQ	STL	TO	BLK	PTS	RPG	APG	SPG	BPG	PPG	MPG
1992-93	40	0	243	37	72.514	2	14.143	26	38.684	4	13.17	55	29	0	11	30	0	102	0.4	1.4	0.28	0.00	2.6	6.1				
1993-94	45	0	313	45	99.455	11	24.458	31	36.861	11	20.31	77	36	0	15	27	1	132	0.7	1.7	0.33	0.02	2.9	7.0				
1994-95	80	0	1019	93	231.403	11	36.306	98	121.810	27	70.97	205	105	0	39	70	6	295	1.2	2.6	0.49	0.08	3.7	12.7				
2000-01	31	0	264	22	65.338	4	7.571	17	19.895	13	15.28	34	32	0	6	19	0	65	0.9	1.1	0.19	0.00	2.1	8.5				
2001-02	41	0	802	98	208.471	31	69.449	57	66.864	16	59.75	141	77	1	19	51	1	284	1.8	3.4	0.46	0.02	6.9	19.6				
JAZZ TOTALS	237	0	2641	295	675.437	59	150.393	229	280.818	71	177.248	512	279	1	90	197	8	878	1.0	2.2	0.38	0.03	3.7	11.1				

PLAYOFF STATISTICS

YEAR	G	GS	MIN	FG	FGA	PCT	3FG	3FGA	PCT	FTM	FTA	PCT	OFF	DEF	TOT	AST	PF	DQ	STL	TO	BLK	PTS	RPG	APG	SPG	BPG	PPG	MPG
1993	1	0	3	2	21.000	0	0	---	0	0	---	1	0	1	1	0	0	0	0	0	4	1.0	1.0	0.00	0.00	4.0	3.0	
1994	8	0	38	4	11.364	2	21.000	2	21.000	0	3	3	9	6	0	1	1	0	1	1	16	0.4	1.1	0.13	0.00	2.0	4.8	
1995	3	0	24	2	3.667	0	0	---	3	4.600	0	0	0	6	2	0	1	0	0	7	0.0	2.0	0.33	0.00	2.3	8.0		
2001	4	0	19	0	3.000	0	---	3	31.000	1	2	3	3	0	1	0	1	3	0.8	0.8	0.25	0.25	0.8	4.8				
JAZZ TOTALS	16	0	84	8	19.421	2	2	1.000	8	9.889	2	5	7	19	11	0	3	1	1	30	0.4	1.2	0.19	0.06	1.9	5.3		



CROWDER, COREY - GUARD/FORWARD - #15

Born: April 13, 1969 Ht. 6-5 Wt. 215 College: Kentucky Wesleyan
 Acquired: Signed as a free agent on 8/1/91 Departed: Contract expired following the 1991-92 season

REGULAR SEASON STATISTICS

YEAR	G	GS	MIN	FG	FGA	PCT	3FG	3FGA	PCT	FTM	FTA	PCT	OFF	DEF	TOT	AST	PF	DQ	STL	TO	BLK	PTS	RPG	APG	SPG	BPG	PPG	MPG
1991-92	51	0	328	43	112.384	13	30.433	15	18.833	16	25	41	17	35	0	7	13	2	114	0.8	0.3	0.14	0.04	2.2	6.4			
JAZZ TOTALS	51	0	328	43	112.384	13	30.433	15	18.833	16	25	41	17	35	0	7	13	2	114	0.8	0.3	0.14	0.04	2.2	6.4			

PLAYOFF STATISTICS

YEAR	G	GS	MIN	FG	FGA	PCT	3FG	3FGA	PCT	FTM	FTA	PCT	OFF	DEF	TOT	AST	PF	DQ	STL	TO	BLK	PTS	RPG	APG	SPG	BPG	PPG	MPG
1992	4	0	12	5	9.556	0	2.000	0	1.000	1	1	2	1	1	0	1	2	0	10	0.5	0.3	0.25	0.00	2.5	3.0			
JAZZ TOTALS	4	0	12	5	9.556	0	2.000	0	1.000	1	1	2	1	1	0	1	2	0	10	0.5	0.3	0.25	0.00	2.5	3.0			



CUMMINGS, PAT - FORWARD - #50

Born: July 11, 1956 Died: June 26, 2012 Ht. 6-9 Wt. 235 College: Cincinnati
 Acquired: Signed as a free agent on 12/16/90 Departed: Waived on 12/24/90

REGULAR SEASON STATISTICS

YEAR	G	GS	MIN	FG	FGA	PCT	3FG	3FGA	PCT	FTM	FTA	PCT	OFF	DEF	TOT	AST	PF	DQ	STL	TO	BLK	PTS	RPG	APG	SPG	BPG	PPG	MPG
1990-91	7	0	26	4	6.667	0	0	---	7	10.700	3	2	5	0	8	0	0	2	0	15	0.7	0.0	0.00	0.00	2.1	3.7		
JAZZ TOTALS	7	0	26	4	6.667	0	0	---	7	10.700	3	2	5	0	8	0	0	2	0	15	0.7	0.0	0.00	0.00	2.1	3.7		



CUNNINGHAM, WILLIAM - CENTER - #45

Born: March 25, 1974 Ht. 6-11 Wt. 240 College: Temple
 Acquired: Signed to first of consecutive 10-day contracts on 2/14/98 Departed: Second 10-day contract expired on 3/5/98

REGULAR SEASON STATISTICS

YEAR	G	GS	MIN	FG	FGA	PCT	3FG	3FGA	PCT	FTM	FTA	PCT	OFF	DEF	TOT	AST	PF	DQ	STL	TO	BLK	PTS	RPG	APG	SPG	BPG	PPG	MPG
1997-98	6	2	38	4	9.444	0	---	0	---	0	0	---	4	4	8	1	10	0	2	0	0	8	1.3	0.2	0.30	0.20	1.3	0.3
JAZZ TOTALS	6	2	38	4	9.444	0	---	0	---	0	0	---	4	4	8	1	10	0	2	0	0	8	1.3	0.2	0.33	0.00	1.3	0.3



CURRY, DELL - GUARD - #30

Born: June 25, 1964 Ht. 6-5 Wt. 205 College: Virginia Tech


Acquired: Selected in 1st round (15th overall) of 1986 NBA Draft Departed: Traded to Cleveland in three-team deal on 10/8/87

REGULAR SEASON STATISTICS

YEAR	G	GS	MIN	FG	FGA	PCT	3FG	3FGA	PCT	FTM	FTA	PCT	OFF	DEF	TOT	AST	PF	DQ	STL	TO	BLK	PTS	RPG	APG	SPG	BPG	PPG	MPG
1986-87	67	0	636	139	326	.426	17	60	.283	30	38	.789	30	48	78	58	86	0	27	44	4	325	1.2	0.9	0.40	0.06	4.9	9.5
JAZZ TOTALS	67	0	636	139	326	.426	17	60	.283	30	38	.789	30	48	78	58	86	0	27	44	4	325	1.2	0.9	0.40	0.06	4.9	9.5

PLAYOFF STATISTICS

YEAR	G	GS	MIN	FG	FGA	PCT	3FG	3FGA	PCT	FTM	FTA	PCT	OFF	DEF	TOT	AST	PF	DQ	STL	TO	BLK	PTS	RPG	APG	SPG	BPG	PPG	MPG
1987	2	0	4	0	3	.000	0	1	.000	0	0	---	0	0	0	0	1	0	0	0	0	0	0.0	0.0	0.00	0.00	0.0	2.0
JAZZ TOTALS	2	0	4	0	3	.000	0	1	.000	0	0	---	0	0	0	0	1	0	0	0	0	0	0.0	0.0	0.00	0.00	0.0	2.0



DANTLEY, ADRIAN - FORWARD - #4

Born: February 26, 1955 Ht. 6-5 Wt. 208 College: Notre Dame

Acquired: By trade from from L.A. Lakers on 9/13/79 (for Spencer Haywood)

Departed: Traded to Detroit on 8/21/86 (with 1987 and 1990 2nd-Rd. picks for Kelly Tripucka and Kent Benson)

*Uniform #4 retired in his honor on 4/11/07 * Inducted into Basketball Hall of Fame in 2008

REGULAR SEASON STATISTICS

YEAR	G	GS	MIN	FG	FGA	FT	FTA	3FG	3FGA	PF	FTM	FTA	3FM	3FTA	OFF	DEF	TOT	AST	PF	DQ	STL	TO	BLK	PTS	RPG	APG	SPG	BPG	PPG	MPG
1979-80	68	68	2674	730	1267	.576	0	2	.000	443	526	.842	183	333	516	191	211	2	96	233	14	1903	7.6	2.8	1.41	0.21	28.0	39.3		
1980-81	80	80	3417	909	1627	.559	2	7	.286	632	784	.806	192	317	509	322	245	1	109	282	18	2452	6.4	4.0	1.36	0.23	30.7	42.7		
1981-82	81	81	3222	904	1586	.570	1	3	.333	648	818	.792	231	283	514	324	252	1	95	299	14	2457	6.3	4.0	1.17	0.17	30.3	39.8		
1982-83	22	22	887	233	402	.580	0	0	---	210	248	.847	58	82	140	105	62	2	20	81	0	676	6.4	4.8	0.91	0.00	30.7	40.3		
1983-84	79	79	2984	802	1438	.558	1	4	.250	813	946	.859	179	269	448	310	201	0	61	263	4	2418	5.7	3.9	0.77	0.05	30.6	37.8		
1984-85	55	46	1971	512	964	.531	0	0	---	438	545	.804	148	175	323	186	133	0	57	171	8	1462	5.9	3.4	1.04	0.15	26.6	35.8		
1985-86	76	75	2744	818	1453	.563	1	11	.091	630	796	.791	178	217	395	264	206	2	64	231	4	2267	5.2	3.5	0.84	0.05	29.8	36.1		
JAZZ TOTALS	461	451	17899	4908	8737	.562	5	27	.185	3814	4663	.818	1169	1676	2845	1702	1310	8	502	1560	62	13635	6.2	3.7	1.09	0.13	29.6	38.8		

PLAYOFF STATISTICS

YEAR	G	GS	MIN	FG	FGA	FT	FTA	3FG	3FGA	PCT	FTM	FTA	PCT	OFF	DEF	TOT	AST	PF	DQ	STL	TO	BLK	PTS	RPG	APG	SPG	BPG	PPG	MPG
1984	11	11	454	117	232	.504	0	0	---	120	139	.863	37	46	83	46	30	0	10	38	1	354	7.5	4.2	0.91	0.09	32.2	41.3	
1985	10	10	398	79	151	.523	0	1	.000	95	122	.779	25	50	75	20	39	1	16	36	0	253	7.5	2.0	1.60	0.00	25.3	39.8	
JAZZ TOTALS	21	21	852	196	383	.512	0	1	.000	215	261	.824	62	96	158	66	69	1	26	74	1	607	7.5	3.1	1.24	0.05	28.9	40.6	



DAVIS, BRAD - GUARD - #12

Born: December 17, 1955 Ht. 6-3 Wt. 180 College: Maryland

Acquired: Signed to the first of consecutive 10-day contracts on 2/29/80 Departed: Contract expired following the 1979-80 season

REGULAR SEASON STATISTICS

YEAR	G	GS	MIN	FG	FGA	PCT	3FG	3FGA	PCT	FTM	FTA	PCT	OFF	DEF	TOT	AST	PF	DQ	STL	TO	BLK	PTS	RPG	APG	SPG	BPG	PPG	MPG
1979-80	13	3	225	33	56	.589	0	1	.000	10	12	.833	4	11	15	45	21	0	10	11	1	76	1.2	3.5	0.77	0.08	5.8	17.3
JAZZ TOTALS	13	3	225	33	56	.589	0	1	.000	10	12	.833	4	11	15	45	21	0	10	11	1	76	1.2	3.5	0.77	0.08	5.8	17.3




DAWKINS, DARRYL - CENTER - #45

Born: January 1, 1957 - Died: August 27, 2015 Ht. 6-11 Wt. 252 From: Maynard Evans H.S. (Fl.)

Acquired: By trade from Cleveland in three-team deal on 10/8/87 (with Mel Turpin) Departed: Traded to Detroit on 11/26/87 (for 1988 and 1990 2nd-Rd. picks and cash)

REGULAR SEASON STATISTICS

YEAR	G	GS	MIN	FG	FGA	PCT	3FG	3FGA	PCT	FTM	FTA	PCT	OFF	DEF	TOT	AST	PF	DQ	STL	TO	BLK	PTS	RPG	APG	SPG	BPG	PPG	MPG
1987-88	4	0	26	1	7	.143	0	0	---	4	12	.333	2	3	5	1	10	0	0	4	1	6	1.3	0.3	0.00	0.25	1.5	6.5
JAZZ TOTALS	4	0	26	1	7	.143	0	0	---	4	12	.333	2	3	5	1	10	0	0	4	1	6	1.3	0.3	0.00	0.25	1.5	6.5



DAWKINS, PAUL - FORWARD - #3

Born: June 10, 1957 Ht. 6-5 Wt. 190 College: Northern Illinois

Acquired: Selected in 10th round (125th overall) of 1979 NBA Draft Departed: Contract expired following the 1979-80 season

REGULAR SEASON STATISTICS

YEAR	G	GS	MIN	FG	FGA	PCT	3FG	3FGA	PCT	FTM	FTA	PCT	OFF	DEF	TOT	AST	PF	DQ	STL	TO	BLK	PTS	RPG	APG	SPG	BPG	PPG	MPG
1979-80	57	1	776	141	300	.470	1	5	.200	33	48	.688	42	83	125	77	112	0	33	76	9	316	2.2	1.4	0.58	0.16	5.5	13.6
JAZZ TOTALS	57	1	776	141	300	.470	1	5	.200	33	48	.688	42	83	125	77	112	0	33	76	9	316	2.2	1.4	0.58	0.16	5.5	13.6

**DEANE, GREG - GUARD - #33**

Born: December 6, 1957 Ht. 6-4 Wt. 190 College: Utah
 Acquired: Selected in 4th round (67th overall) of 1979 NBA Draft Departed: Waived on 11/6/79

REGULAR SEASON STATISTICS

YEAR	G	GS	MIN	FG	FGA	PCT	3FG	3FGA	PCT	FTM	FTA	PCT	OFF	DEF	TOT	AST	PF	DQ	STL	TO	BLK	PTS	RPG	APG	SPG	BPG	PPG	MPG
1979-80	7	0	48	2	11	.182	1	11	0.00	5	7	.714	2	4	6	6	3	0	0	3	0	10	0.9	0.9	0.00	0.00	1.4	6.9
JAZZ TOTALS	7	0	48	2	11	.182	1	11	0.00	5	7	.714	2	4	6	6	3	0	0	3	0	10	0.9	0.9	0.00	0.00	1.4	6.9

**DONALDSON, JAMES - CENTER - #54**

Born: August 16, 1957 Ht. 7-2 Wt. 275 College: Washington State
 Acquired: Signed as a free agent on 4/15/93 Departed: Contract expired following the 1992-93 season
 Re-acquired: Signed to first of consecutive 10-day contracts on 1/17/95, remainder of season on 2/6/95 Departed: Waived on 12/4/95

REGULAR SEASON STATISTICS

YEAR	G	GS	MIN	FG	FGA	PCT	3FG	3FGA	PCT	FTM	FTA	PCT	OFF	DEF	TOT	AST	PF	DQ	STL	TO	BLK	PTS	RPG	APG	SPG	BPG	PPG	MPG
1992-93	6	1	94	8	14	.571	0	0	---	5	9	.556	6	23	29	1	13	0	1	4	7	21	4.8	0.2	0.17	1.17	3.5	15.7
1994-95	43	40	613	44	74	.595	0	0	---	22	31	.710	19	88	107	14	66	0	6	22	110	2.5	0.3	0.14	0.65	2.6	14.3	
JAZZ TOTALS	49	41	707	52	88	.591	0	0	---	27	40	.675	25	111	136	15	79	0	7	26	35	131	2.8	0.3	0.14	0.71	2.7	14.4

PLAYOFF STATISTICS

YEAR	G	GS	MIN	FG	FGA	PCT	3FG	3FGA	PCT	FTM	FTA	PCT	OFF	DEF	TOT	AST	PF	DQ	STL	TO	BLK	PTS	RPG	APG	SPG	BPG	PPG	MPG
1993	1	0	5	0	1	0.00	0	0	---	0	0	---	0	0	0	0	0	0	0	0	0	0	0.0	0.0	0.00	0.00	0.0	5.0
1995	5	5	76	5	6	.833	0	0	---	4	41	0.00	3	6	9	0	8	0	0	2	3	14	1.8	0.0	0.00	0.60	2.8	15.2
JAZZ TOTALS	6	5	81	5	7	.714	0	0	---	4	4	1.00	3	6	9	0	8	0	0	2	3	14	1.5	0.0	0.00	0.50	2.3	13.5

**DREW, JOHN - FORWARD - #22**


Born: September 30, 1954 Ht. 6-6 Wt. 205 College: Gardner-Webb
 Acquired: By trade from Atlanta on 9/3/82 (with Freeman Williams and cash for draft rights to Dominique Wilkins) Departed: Waived on 12/8/84

REGULAR SEASON STATISTICS

YEAR	G	GS	MIN	FG	FGA	PCT	3FG	3FGA	PCT	FTM	FTA	PCT	OFF	DEF	TOT	AST	PF	DQ	STL	TO	BLK	PTS	RPG	APG	SPG	BPG	PPG	MPG
1982-83	44	33	1206	318	671	.474	0	5	.000	296	392	.755	98	137	235	97	152	8	35	135	7	932	5.3	2.2	0.80	0.16	21.2	27.4
1983-84	81	4	1797	511	1067	.479	6	22	.273	402	517	.778	146	192	338	135	208	1	88	192	21430	4.2	1.7	1.09	0.02	17.7	22.2	
1984-85	19	16	463	107	260	.412	0	4	.000	94	122	.770	36	46	82	35	65	0	22	42	2	308	4.3	1.8	1.16	0.11	16.2	24.4
JAZZ TOTALS	144	53	3466	936	1998	.468	6	31	.194	792	1031	.768	280	375	655	267	425	9	145	369	11	2670	4.5	1.9	1.01	0.08	18.5	24.1

PLAYOFF STATISTICS

YEAR	G	GS	MIN	FG	FGA	PCT	3FG	3FGA	PCT	FTM	FTA	PCT	OFF	DEF	TOT	AST	PF	DQ	STL	TO	BLK	PTS	RPG	APG	SPG	BPG	PPG	MPG
1984	11	0	172	43	85	.506	0	0	---	26	33	.788	10	15	25	9	26	0	4	11	0	112	2.3	0.8	0.36	0.00	10.2	15.6
JAZZ TOTALS	11	0	172	43	85	.506	0	0	---	26	33	.788	10	15	25	9	26	0	4	11	0	112	2.3	0.8	0.36	0.00	10.2	15.6

**DUREN, JOHN - GUARD - #18**

Born: October 30, 1958 Ht. 6-3 Wt. 195 College: Georgetown
 Acquired: Selected in 1st round (19th overall) of 1980 NBA Draft Departed: Waived on 10/11/82

REGULAR SEASON STATISTICS

YEAR	G	GS	MIN	FG	FGA	PCT	3FG	3FGA	PCT	FTM	FTA	PCT	OFF	DEF	TOT	AST	PF	DQ	STL	TO	BLK	PTS	RPG	APG	SPG	BPG	PPG	MPG
1980-81	40	1	458	33	101	.327	0	1	0.00	5	9	.556	8	27	35	54	54	0	18	37	2	71	0.9	1.4	0.45	0.05	1.8	11.5
1981-82	79	9	1056	121	268	.451	3	11	.273	27	37	.730	14	70	84	157	143	0	20	72	4	272	1.1	2.0	0.25	0.05	3.4	13.4
JAZZ TOTALS	119	10	1514	154	369	.417	3	12	.250	32	46	.696	22	97	119	211	197	0	38	109	6	343	1.0	1.8	0.32	0.05	2.9	12.7

ALL-TIME JAZZ PLAYERS



EATON, MARK - CENTER - #53*


Born: January 24, 1957 Ht. 7-4 Wt. 290 College: UCLA
 Acquired: Selected in 4th round (72nd overall) of 1982 NBA Draft Departed: Retired following the 1992-93 season
 *Uniform #53 retired in his honor on 3/1/96

REGULAR SEASON STATISTICS

YEAR	G	GS	MIN	FG	FGA	PCT	3FG	3FGA	PCT	FTM	FTA	PCT	OFF	DEF	TOT	AST	PF	DQ	STL	TO	BLK	PTS	RPG	APG	SPG	BPG	PPG	MPG
1982-83	81	32	1528	146	353	.414	0	1	0.000	59	90	.656	86	376	462	112	257	6	24	140	275	351	5.7	1.4	0.30	3.40	4.3	18.9
1983-84	81	78	2139	194	416	.466	0	1	0.000	73	123	.593	148	447	595	113	303	4	25	98	351	461	7.3	1.4	0.31	4.33	5.7	26.4
1984-85	82	82	2813	302	673	.449	0	0	---	190	267	.712	207	720	927	124	312	5	36	206	456	794	11.3	1.5	0.44	5.56	9.7	34.3
1985-86	80	80	2551	277	589	.470	0	0	---	122	202	.604	172	503	675	101	282	5	33	157	369	676	8.4	1.3	0.41	4.61	8.5	31.9
1986-87	79	79	2505	234	585	.400	0	0	---	140	213	.657	211	486	697	105	273	5	43	142	321	608	8.8	1.3	0.54	4.06	7.7	31.7
1987-88	82	82	2731	226	541	.418	0	0	---	119	191	.623	230	487	717	55	320	8	41	131	304	571	8.7	0.7	0.50	3.71	7.0	33.3
1988-89	82	82	2914	188	407	.462	0	0	---	132	200	.660	227	616	843	83	290	6	40	142	315	508	10.3	1.0	0.49	3.84	6.2	35.5
1989-90	82	82	2281	158	300	.527	0	0	---	79	118	.669	171	430	601	39	238	3	33	75	201	395	7.3	0.5	0.40	2.45	4.8	27.8
1990-91	80	80	2580	169	292	.579	0	0	---	71	112	.634	182	485	667	51	298	6	39	99	188	409	8.3	0.6	0.49	2.35	5.1	32.3
1991-92	81	81	2023	107	240	.446	0	0	---	52	87	.598	150	341	491	40	239	2	36	60	205	266	6.1	0.5	0.44	2.53	3.3	25.0
1992-93	64	57	1104	71	130	.546	0	0	---	35	50	.700	73	191	264	17	143	0	18	43	79	177	4.1	0.3	0.28	1.23	2.8	17.3
JAZZ TOTALS	874	815	25169	2072	4526	.458	0	2	0.000	1072	1653	.649	1857	5082	6939	840	2955	50	368	1293	3064	5216	7.9	1.0	0.42	3.51	6.0	28.8

PLAYOFF STATISTICS

YEAR	G	GS	MIN	FG	FGA	PCT	3FG	3FGA	PCT	FTM	FTA	PCT	OFF	DEF	TOT	AST	PF	DQ	STL	TO	BLK	PTS	RPG	APG	SPG	BPG	PPG	MPG
1984	11	11	254	21	41	.512	0	0	--	8	17	.471	19	57	76	9	33	1	5	16	34	50	6.9	0.8	0.45	3.09	4.5	23.1
1985	5	5	158	12	34	.353	0	0	--	5	7	.714	11	34	45	5	19	0	4	12	29	29	9.0	1.0	0.80	5.80	5.8	31.6
1986	4	4	157	28	57	.491	0	0	--	2	3	.667	13	23	36	10	12	0	1	4	18	58	9.0	2.5	0.25	4.50	14.5	39.3
1987	5	5	193	19	41	.463	0	0	--	16	25	.640	16	39	55	3	18	0	1	4	21	54	11.0	0.6	0.20	4.20	10.8	38.6
1988	11	11	461	31	65	.477	0	0	--	23	36	.639	28	75	103	13	48	3	12	14	34	85	9.4	1.2	1.09	3.09	7.7	41.9
1989	3	3	99	8	17	.471	0	0	--	9	11	.818	11	22	33	1	6	0	1	7	2	25	11.0	0.3	0.33	0.67	8.3	33.0
1990	5	5	128	9	17	.529	0	0	--	1	5	.200	8	22	30	0	17	0	3	4	14	19	6.0	0.0	0.60	2.80	3.8	25.6
1991	9	9	255	16	31	.516	0	0	--	7	12	.583	17	39	56	5	41	1	7	13	39	62	0.6	0.11	1.44	4.3	28.3	
1992	16	16	473	26	46	.565	0	0	--	21	27	.778	30	60	90	4	47	0	7	11	36	73	5.6	0.3	0.44	2.25	4.6	29.6
1993	5	5	117	10	19	.526	0	0	--	2	4	.500	16	17	33	2	9	0	0	2	22	6.6	0.4	0.00	1.80	4.4	23.4	
JAZZ TOTALS	74	74	2295	180	368	.489	0	0	--	94	147	.639	169	388	557	52	250	5	35	81	210	454	7.5	0.7	0.47	2.84	6.1	31.0



EAVES, JERRY - GUARD - #31


Born: February 8, 1959 Ht. 6-4 Wt. 185 College: Louisville
 Acquired: Selected in 3rd round (55th overall) of 1982 NBA Draft Departed: Waived on 10/11/84

REGULAR SEASON STATISTICS

YEAR	G	GS	MIN	FG	FGA	FT	3FG	3FGA	FTM	FTA	OFF	DEF	TOT	AST	PF	DQ	STL	TO	BLK	PTS	RPG	APG	SPG	BPG	PPG	MPG		
1982-83	82	71588	280	575	487	1	8	1.25	200	247	.810	34	88	122	210	116	0	51	152	3	761	5.1	2.6	0.62	0.04	9.3	19.4	
1983-84	80	11034	132	293	451	0	6	0.000	92	132	697	29	56	85	200	90	0	33	93	5	356	1.1	2.5	0.41	0.06	4.5	12.9	
JAZZ TOTALS	162	8	2622	412	868	475	1	14	.071	292	379	.770	63	144	207	410	206	0	84	245	8	1117	1.3	2.5	0.52	0.05	6.9	16.2

PLAYOFF STATISTICS

YEAR	G	GS	MIN	FG	FGA	PCT	3FG	3FGA	PCT	FTM	FTA	PCT	OFF	DEF	TOT	AST	PF	DQ	STL	TO	BLK	PTS	RPG	APG	SPG	BPG	PPG	MPG
1984	11	0	132	22	46	.478	1	3	.333	10	13	.769	3	7	10	13	10	0	5	7	2	57	0.9	1.2	0.45	0.18	5.2	12.0
JAZZ TOTALS	11	0	132	22	46	.478	1	3	.333	10	13	.769	3	7	10	13	10	0	5	7	2	57	0.9	1.2	0.45	0.18	5.2	12.0



EDWARDS, THEODORE "BLUE" - GUARD/FORWARD - #30

Born: October 31, 1965 Ht. 6-4 Wt. 229 College: East Carolina
 Acquired: Selected in 1st round (21st overall) of 1989 NBA Draft
 Departed: Traded to Milwaukee (with Eric Murdock) and a 1992 1st-Rd. pick for Jay Humphries and Larry Krystkowiak
 Re-Acquired: By trade from Boston on 2/3/95 (for Jay Humphries and a 1995 2nd-round pick (from PHI))
 Departed: Selected by Vancouver in the 1995 Expansion Draft on 6/24/95

REGULAR SEASON STATISTICS

YEAR	G	GS	MIN	FG	FGA	PCT	3FG	3FGA	PCT	FTM	FTA	PCT	OFF	DEF	TOT	AST	PF	DQ	STL	TO	BLK	PTS	RPG	APG	SPG	BPG	PPG	MPG
1989-90	82	48	1889	286	564	.507	9	30	.300	146	203	.719	69	182	251	145	280	2	76	152	36	727	3.1	1.8	0.93	0.44	8.9	23.0
1990-91	62	56	1611	244	464	.526	6	24	.250	82	117	.701	51	150	201	108	203	4	57	105	29	576	3.2	1.7	0.92	0.47	9.3	26.0
1991-92	81	81	2283	433	830	.522	39	103	.379	113	146	.774	86	212	298	137	236	1	81	122	461	1018	3.7	1.7	1.00	0.57	12.6	28.2
1994-95	36	0	605	98	198	.495	11	32	.344	32	42	.762	25	40	65	30	79	1	24	42	6	239	1.8	0.8	0.67	0.17	6.6	16.8
JAZZ TOTALS	261	186	6388	1061	2056	.516	65	189	.344	373	508	.734	231	584	815	420	798	8	238	421	117	2560	3.1	1.6	0.91	0.45	9.8	24.5

EDWARDS, THEODORE "BLUE" (CONTINUED)

PLAYOFF STATISTICS

YEAR	G	GS	MIN	FG	FGA	PCT	3FG	3FGA	PCT	FTM	FTA	PCT	OFF	DEF	TOT	AST	PF	DQ	STL	TO	BLK	PTS	RPG	APG	SPG	BPG	PPG	MPG
1990	5	0	94	14	26	.538	1	3	.333	7	8	.875	8	10	18	8	16	0	7	12	1	38	3.6	1.6	1.40	0.20	7.6	18.8
1991	9	9	241	37	77	.481	1	2	.500	16	20	.800	7	21	28	16	37	0	8	15	1	93	3.1	1.8	0.89	0.11	10.3	26.8
1992	16	7	354	52	111	.468	2	10	.200	23	32	.719	22	29	51	17	45	0	23	25	3	133	3.2	1.1	1.44	0.19	8.3	22.1
1995	4	0	33	4	12	.333	1	11	.000	0	0	---	1	5	6	3	3	0	2	3	0	11	1.5	0.8	0.50	0.00	2.8	8.3
JAZZ TOTALS	34	16	722	107	226	.473	5	16	.313	46	60	.767	38	65	103	44	101	0	40	55	5	275	3.0	1.3	1.18	0.15	8.1	21.2



EISLEY, HOWARD - GUARD - #6 (2004-05) / #10 (1995-00)

Born: December 4, 1972 Ht. 6-2 Wt. 180 College: Boston College

Acquired: Signed as a free agent on 12/7/95 Departed: Traded to Dallas as part of a four-team deal on 8/16/00

Re-acquired: Signed as a free agent on 11/3/04 Departed: Contract expired following the 2004-05 season

REGULAR SEASON STATISTICS

YEAR	G	GS	MIN	FG	FGA	PCT	3FG	3FGA	PCT	FTM	FTA	PCT	OFF	DEF	TOT	AST	PF	DQ	STL	TO	BLK	PTS	RPG	APG	SPG	BPG	PPG	MPG
1995-96	65	0	961	104	242	.430	14	62	.226	65	77	.844	22	56	78	146	130	0	29	77	3	287	1.2	2.2	0.45	0.05	4.4	14.8
1996-97	82	0	1083	139	308	.451	20	72	.278	70	89	.787	20	64	84	198	141	0	44	110	10	368	1.0	2.4	0.54	0.12	4.5	13.2
1997-98	82	18	1726	229	519	.441	48	118	.407	127	149	.852	25	141	166	346	182	3	54	160	13	633	2.0	4.2	0.66	0.16	7.7	21.0
1998-99	50	0	1038	140	314	.446	21	50	.420	67	80	.838	12	82	94	185	122	0	30	109	2	368	1.9	3.7	0.60	0.04	7.4	20.8
1999-00	82	5	2096	282	675	.418	60	163	.368	84	102	.824	23	147	170	347	223	2	59	132	9	708	2.1	4.2	0.72	0.11	8.6	25.6
2004-05	74	1	1428	161	405	.398	27	103	.262	66	83	.795	15	75	90	250	156	1	45	111	9	415	1.2	3.4	0.61	0.12	5.6	19.3
JAZZ TOTALS	435	24	8332	1055	2463	.428	198	568	.335	479	580	.826	117	565	682	1472	954	6	261	699	46	2779	1.6	3.4	0.60	0.11	6.4	19.2

PLAYOFF STATISTICS

YEAR	G	GS	MIN	FG	FGA	PCT	3FG	3FGA	PCT	FTM	FTA	PCT	OFF	DEF	TOT	AST	PF	DQ	STL	TO	BLK	PTS	RPG	APG	SPG	BPG	PPG	MPG
1996	18	0	202	16	42	.381	3	9	.333	18	22	.818	4	18	22	44	29	0	3	11	2	59	1.2	2.4	0.17	0.11	3.3	11.2
1997	20	0	217	38	76	.500	9	19	.474	27	28	.964	4	14	18	40	27	1	3	17	0	130	0.9	2.0	0.15	0.00	6.5	10.9
1998	20	0	366	46	125	.368	8	27	.296	12	13	.923	4	36	40	81	42	0	12	31	5	128	2.0	4.1	0.60	0.25	6.4	18.3
1999	11	0	241	26	71	.366	5	24	.208	24	29	.828	3	17	20	32	27	0	7	20	3	91	1.8	2.9	0.64	0.27	8.3	21.9
2000	10	0	200	17	55	.309	9	19	.474	8	9	.889	1	17	18	19	24	0	6	13	1	69	1.8	1.9	0.60	0.10	6.9	20.0
JAZZ TOTALS	79	0	1226	143	369	.388	34	98	.347	89	101	.881	16	102	118	216	149	1	31	92	11	477	1.5	2.7	0.39	0.14	6.0	15.5



ELSON, FRANCISCO - CENTER - #16

Born: February 28, 1976 Ht. 7-0 Wt. 240 College: California

Acquired: Signed as a free agent on 9/15/10 Departed: Contract expired following the 2010-11 season

REGULAR SEASON STATISTICS

YEAR	G	GS	MIN	FG	FGA	PCT	3FG	3FGA	PCT	FTM	FTA	PCT	OFF	DEF	TOT	AST	PF	DQ	STL	TO	BLK	PTS	RPG	APG	SPG	BPG	PPG	MPG
2010-11	62	1	610	54	113	.478	0	0	---	26	31	.839	35	80	115	33	84	0	21	32	14	134	1.9	0.5	0.34	0.23	2.2	9.8
JAZZ TOTALS	62	1	610	54	113	.478	0	0	---	26	31	.839	35	80	115	33	84	0	21	32	14	134	1.9	0.5	0.34	0.23	2.2	9.8



EVANS, JEREMY - FORWARD - #40

Born: October 24, 1987 Ht. 6-9 Wt. 196 College: Western Kentucky

Acquired: Selected in 2nd round (55th overall) of 2010 NBA Draft Departed: Contract expired following the 2014-15 season

REGULAR SEASON STATISTICS

YEAR	G	GS	MIN	FG	FGA	PCT	3FG	3FGA	PCT	FTM	FTA	PCT	OFF	DEF	TOT	AST	PF	DQ	STL	TO	BLK	PTS	RPG	APG	SPG	BPG	PPG	MPG
2010-11	49	3	463	76	115	.661	0	1	.000	26	37	.703	36	61	97	24	50	0	17	19	17	178	2.0	0.5	0.35	0.35	3.6	9.4
2011-12	29	0	217	27	42	.643	0	1	.000	8	16	.500	19	31	50	13	23	0	6	5	24	62	1.7	0.4	0.21	0.83	2.1	7.5
2012-13	37	0	215	27	44	.614	0	1	.000	21	33	.636	26	32	58	11	30	0	8	8	13	75	1.6	0.3	0.22	0.35	2.0	5.8
2013-14	66	4	1209	175	332	.527	0	2	.000	51	75	.680	120	190	310	44	139	2	42	40	46	401	4.7	0.7	0.64	0.70	6.1	18.3
2014-15	38	0	266	32	58	.552	2	5	.400	24	29	.828	26	45	71	13	29	0	11	5	12	90	1.9	0.3	0.29	0.32	2.4	7.0
JAZZ TOTALS	219	7	2370	337	591	.570	2	10	.200	130	190	.684	227	359	586	105	271	2	84	77	112	806	2.7	0.5	0.38	0.51	3.7	10.8

PLAYOFF STATISTICS

YEAR	G	GS	MIN	FG	FGA	PCT	3FG	3FGA	PCT	FTM	FTA	PCT	OFF	DEF	TOT	AST	PF	DQ	STL	TO	BLK	PTS	RPG	APG	SPG	BPG	PPG	MPG
2012	2	0	7	0	1	.000	0	0	---	2	21	.000	0	3	3	1	1	0	1	0	0	2	1.5	0.5	0.50	0.00	1.0	3.5
JAZZ TOTALS	2	0	7	0	1	.000	0	0	---	2	21	.000	0	3	3	1	1	0	1	0	0	2	1.5	0.5	0.50	0.00	1.0	3.5



EXUM, DANTÉ - GUARD - #11

Born: July 13, 1995 Ht. 6-6 Wt. 190 From: Australia
Acquired: Selected in 1st round (5th overall) of 2014 NBA Draft

REGULAR SEASON STATISTICS

YEAR	G	GS	MIN	FG	FGA	PCT	3FG	3FGA	PCT	FTM	FTA	PCT	OFF	DEF	TOT	AST	PF	DQ	STL	TO	BLK	PTS	RPG	APG	SPG	BPG	PPG	MPG
2014-15	82	41	1817	145	416	.349	83	264	.314	20	32	.625	27	104	131	198	147	0	41	118	14	393	1.6	2.4	0.50	0.17	4.8	22.2
JAZZ TOTALS	82	41	1817	145	416	.349	83	264	.314	20	32	.625	27	104	131	198	147	0	41	118	14	393	1.6	2.4	0.50	0.17	4.8	22.2



FARMER, JIM - GUARD - #30


Born: October 23, 1964 Ht. 6-4 Wt. 190 College: Alabama
Acquired: Signed to 10-day contract on 1/4/89, then to a contract on 1/15/89 Departed: Selected by Orlando (19th overall) in the 1989 Expansion Draft on 6/15/89

REGULAR SEASON STATISTICS

YEAR	G	GS	MIN	FG	FGA	PCT	3FG	3FGA	PCT	FTM	FTA	PCT	OFF	DEF	TOT	AST	PF	DQ	STL	TO	BLK	PTS	RPG	APG	SPG	BPG	PPG	MPG
1988-89	37	0	412	57	142	.401	9	20	.450	29	41	.707	22	33	55	28	41	0	9	26	0	152	1.5	0.8	0.24	0.00	4.1	11.1
JAZZ TOTALS	37	0	412	57	142	.401	9	20	.450	29	41	.707	22	33	55	28	41	0	9	26	0	152	1.5	0.8	0.24	0.00	4.1	11.1

PLAYOFF STATISTICS

YEAR	G	GS	MIN	FG	FGA	PCT	3FG	3FGA	PCT	FTM	FTA	PCT	OFF	DEF	TOT	AST	PF	DQ	STL	TO	BLK	PTS	RPG	APG	SPG	BPG	PPG	MPG
1989	2	0	3	0	2	.000	0	1	.000	0	0	---	0	0	0	0	0	0	0	0	0	0	0.0	0.0	0.00	0.00	0.0	1.5
JAZZ TOTALS	2	0	3	0	2	.000	0	1	.000	0	0	---	0	0	0	0	0	0	0	0	0	0	0.0	0.0	0.00	0.00	0.0	1.5



FAVORS, DERRICK - FORWARD - #15

Born: July 15, 1991 Ht. 6-10 Wt. 246 College: Georgia Tech
Acquired: By trade from New Jersey on 2/23/11 (with Devin Harris, a 2010 1st-Rd. pick and future 1st-Rd. pick for Deron Williams)

REGULAR SEASON STATISTICS

YEAR	G	GS	MIN	FG	FGA	PCT	3FG	3FGA	PCT	FTM	FTA	PCT	OFF	DEF	TOT	AST	PF	DQ	STL	TO	BLK	PTS	RPG	APG	SPG	BPG	PPG	MPG
2010-11	22	4	444	74	140	.529	0	0	---	32	57	.561	45	70	115	18	63	1	11	21	27	180	5.2	0.8	0.50	1.23	8.2	20.2
2011-12	65	9	1376	222	445	.499	0	0	---	126	194	.649	158	267	425	43	145	1	38	103	65	570	6.5	0.7	0.58	1.00	8.8	21.2
2012-13	77	8	1787	274	568	.482	0	5	.000	179	260	.688	184	362	546	75	247	3	67	129	130	727	7.1	1.0	0.87	1.69	9.4	23.2
2013-14	73	73	2201	390	747	.522	0	1	.000	190	284	.669	199	438	637	91	236	2	75	129	108	970	8.7	1.2	1.03	1.48	13.3	30.2
2014-15	74	74	2280	482	918	.525	1	6	.167	222	332	.669	196	411	607	112	210	0	60	121	123	1187	8.2	1.5	0.81	1.66	16.0	30.8
JAZZ TOTALS	311	168	8088	1442	2818	.512	1	12	.083	749	1127	.665	782	1548	2330	339	901	7	251	503	453	3634	7.5	1.1	0.81	1.46	11.7	26.0

PLAYOFF STATISTICS

YEAR	G	GS	MIN	FG	FGA	PCT	3FG	3FGA	PCT	FTM	FTA	PCT	OFF	DEF	TOT	AST	PF	DQ	STL	TO	BLK	PTS	RPG	APG	SPG	BPG	PPG	MPG
2012	4	1	116	15	36	.417	0	0	---	17	29	.586	14	24	38	2	11	0	5	5	6	47	9.5	0.5	1.25	1.50	11.8	29.0
JAZZ TOTALS	4	1	116	15	36	.417	0	0	---	17	29	.586	14	24	38	2	11	0	5	5	6	47	9.5	0.5	1.25	1.50	11.8	29.0



FESENKO, KYRYLO - CENTER - #44


Born: December 24, 1986 Ht. 7-1 Wt. 288 From: Ukraine
Acquired: By trade from Philadelphia on 6/28/07 (for draft rights to Herbert Hill and trade considerations) Departed: Contract expired following the 2010-11 season

REGULAR SEASON STATISTICS

YEAR	G	GS	MIN	FG	FGA	PCT	3FG	3FGA	PCT	FTM	FTA	PCT	OFF	DEF	TOT	AST	PF	DQ	STL	TO	BLK	PTS	RPG	APG	SPG	BPG	PPG	MPG
2007-08	9	0	70	6	16	.375	0	0	---	2	4	.500	14	11	25	2	19	0	0	8	3	14	2.8	0.2	0.00	0.33	1.6	7.8
2008-09	21	1	156	21	36	.583	0	0	---	7	21	.333	14	23	37	4	35	1	7	9	15	49	1.8	0.2	0.33	0.71	2.3	7.4
2009-10	49	5	408	52	95	.547	0	1	.000	24	57	.421	33	57	90	15	78	1	6	24	19	128	1.8	0.3	0.12	0.39	2.6	8.3
2010-11	53	1	456	44	100	.440	0	1	.000	18	46	.391	34	74	108	18	90	0	4	25	16	106	2.0	0.3	0.08	0.30	2.0	8.6
JAZZ TOTALS	132	7	1089	123	247	.498	0	2	.000	51	128	.398	95	165	260	39	222	2	17	66	53	297	2.0	0.3	0.13	0.40	2.3	8.3

PLAYOFF STATISTICS

YEAR	G	GS	MIN	FG	FGA	PCT	3FG	3FGA	PCT	FTM	FTA	PCT	OFF	DEF	TOT	AST	PF	DQ	STL	TO	BLK	PTS	RPG	APG	SPG	BPG	PPG	MPG
2010	10	9	181	13	30	.000	0	0	---	7	21	.333	8	31	39	12	30	0	0	14	5	33	3.9	1.2	0.00	0.50	3.3	18.1
JAZZ TOTALS	10	9	181	13	30	.433	0	0	---	7	21	.333	8	31	39	12	30	0	0	14	5	33	3.9	1.2	0.00	0.50	3.3	18.1



FISHER, DEREK - GUARD - #2

Born: August 9, 1974 Ht. 6-1 Wt. 211 College: Arkansas-Little Rock
Acquired: By trade from Golden State on 7/12/06 (for Devin Brown, Keith McLeod and Andre Owens) Departed: Waived on 7/12/07

REGULAR SEASON STATISTICS

YEAR	G	GS	MIN	FG	FGA	PCT	3FG	3FGA	PCT	FTM	FTA	PCT	OFF	DEF	TOT	AST	PF	DQ	STL	TO	BLK	PTS	RPG	APG	SPG	BPG	PPG	MPG
2006-07	82	61	2287	258	675	.382	48	156	.308	262	307	.853	30	119	149	274	234	4	83	120	6	826	1.8	3.3	1.01	0.07	10.1	27.9
JAZZ TOTALS	82	61	2287	258	675	.382	48	156	.308	262	307	.853	30	119	149	274	234	4	83	120	6	826	1.8	3.3	1.01	0.07	10.1	27.9

PLAYOFF STATISTICS

YEAR	G	GS	MIN	FG	FGA	PCT	3FG	3FGA	PCT	FTM	FTA	PCT	OFF	DEF	TOT	AST	PF	DQ	STL	TO	BLK	PTS	RPG	APG	SPG	BPG	PPG	MPG
2007	16	14	445	49	121	.405	12	32	.375	42	45	.933	4	21	25	42	51	3	16	19	2	152	1.6	2.6	1.00	0.13	9.5	27.8
JAZZ TOTALS	16	14	445	49	121	.405	12	32	.375	42	45	.933	4	21	25	42	51	3	16	19	2	152	1.6	2.6	1.00	0.13	9.5	27.8



FOSTER, GREG - FORWARD/CENTER - #44

Born: October 3, 1968 Ht. 6-11 Wt. 250 College: Texas-El Paso
Acquired: Signed as a free agent on 8/5/95 Departed: Contract expired following the 1998-99 season

REGULAR SEASON STATISTICS

YEAR	G	GS	MIN	FG	FGA	PCT	3FG	3FGA	PCT	FTM	FTA	PCT	OFF	DEF	TOT	AST	PF	DQ	STL	TO	BLK	PTS	RPG	APG	SPG	BPG	PPG	MPG
1995-96	73	2	803	107	244	.439	1	8	.125	61	72	.847	53	125	178	25	120	0	7	58	22	276	2.4	0.3	0.10	0.30	3.8	11.0
1996-97	79	12	920	111	245	.453	2	3	.667	54	65	.831	56	131	187	31	145	0	10	54	20	278	2.4	0.4	0.13	0.25	3.5	11.6
1997-98	78	49	1446	186	418	.445	2	9	.222	67	87	.770	85	188	273	51	187	2	15	68	28	441	3.5	0.7	0.19	0.36	5.7	18.5
1998-99	42	1	458	52	138	.377	1	4	.250	13	21	.619	28	55	83	25	63	1	6	24	8	118	2.0	0.6	0.14	0.19	2.8	10.9
JAZZ TOTALS	272	64	3627	456	1045	.436	6	24	.250	195	245	.796	222	499	721	132	515	3	38	204	78	1113	2.7	0.5	0.14	0.29	4.1	13.3

PLAYOFF STATISTICS

YEAR	G	GS	MIN	FG	FGA	PCT	3FG	3FGA	PCT	FTM	FTA	PCT	OFF	DEF	TOT	AST	PF	DQ	STL	TO	BLK	PTS	RPG	APG	SPG	BPG	PPG	MPG
1996	12	0	76	11	22	.500	0	0	---	6	10	.600	6	6	12	2	16	0	1	5	2	28	1.0	0.2	0.08	0.17	2.3	6.3
1997	20	0	309	28	72	.389	2	8	.250	26	30	.867	15	41	56	11	53	0	4	11	7	88	2.8	0.6	0.20	0.35	4.4	15.5
1998	20	16	335	39	86	.453	1	2	.500	3	5	.600	20	47	67	5	55	0	2	18	5	84	3.4	0.3	0.10	0.25	4.2	16.8
1999	8	0	70	8	19	.421	0	0	---	0	0	---	1	7	8	1	11	0	1	3	0	16	1.0	0.1	0.13	0.00	2.0	8.8
JAZZ TOTALS	60	16	790	86	199	.432	3	10	.300	35	45	.778	42	101	143	19	135	0	8	37	14	216	2.4	0.3	0.13	0.23	3.6	13.2



FOYE, RANDY - GUARD - #8

Born: September 24, 1983 Ht. 6-4 Wt. 213 College: Villanova
Acquired: Signed as a free agent on 7/26/12 Departed: Signed-and-traded to Denver as part of a three-team trade (with Golden State) on 7/10/13

REGULAR SEASON STATISTICS

YEAR	G	GS	MIN	FG	FGA	PCT	3FG	3FGA	PCT	FTM	FTA	PCT	OFF	DEF	TOT	AST	PF	DQ	STL	TO	BLK	PTS	RPG	APG	SPG	BPG	PPG	MPG
2012-13	82	72	2249	293	738	.397	178	434	.410	118	144	.819	17	110	127	167	190	1	66	92	27	882	1.5	2.0	0.80	0.33	10.8	27.4
JAZZ TOTALS	82	72	2249	293	738	.397	178	434	.410	118	144	.819	17	110	127	167	190	1	66	92	27	882	1.5	2.0	0.80	0.33	10.8	27.4



FRYER, BERNIE - GUARD - #25

Born: December 25, 1949 Ht. 6-3 Wt. 185 College: Brigham Young
Acquired: Signed as a free agent on 2/1/75 Departed: Contract expired following the 1974-75 season

REGULAR SEASON STATISTICS

YEAR	G	GS	MIN	FG	FGA	PCT	3FG	3FGA	PCT	FTM	FTA	PCT	OFF	DEF	TOT	AST	PF	DQ	STL	TO	BLK	PTS	RPG	APG	SPG	BPG	PPG	MPG
1974-75	31	0	432	47	106	.443	---	---	---	33	43	.767	16	30	46	52	54	0	22	---	0	127	1.5	1.7	0.71	0.00	4.1	13.9
JAZZ TOTALS	31	0	432	47	106	.443	---	---	---	33	43	.767	16	30	46	52	54	0	22	---	0	127	1.5	1.7	0.71	0.00	4.1	13.9



FULLER, TODD - CENTER - #52

Born: July 25, 1974 Ht. 6-11 Wt. 255 College: North Carolina State
Acquired: By trade from Golden State on 2/4/99 (for a 2000 2nd-Rd. pick) Departed: Contract expired following the 1998-99 season

REGULAR SEASON STATISTICS

YEAR	G	GS	MIN	FG	FGA	PCT	3FG	3FGA	PCT	FTM	FTA	PCT	OFF	DEF	TOT	AST	PF	DQ	STL	TO	BLK	PTS	RPG	APG	SPG	BPG	PPG	MPG
1998-99	42	2	462	56	124	.452	0	0	---	30	50	.600	28	73	101	6	60	0	6	27	14	142	2.4	0.1	0.14	0.33	3.4	11.0
JAZZ TOTALS	42	2	462	56	124	.452	0	0	---	30	50	.600	28	73	101	6	60	0	6	27	14	142	2.4	0.1	0.14	0.33	3.4	11.0

FULLER, TODD (CONTINUED)

PLAYOFF STATISTICS

YEAR	G	GS	MIN	FG	FGA	PCT	3FG	3FGA	PCT	FTM	FTA	PCT	OFF	DEF	TOT	AST	PF	DQ	STL	TO	BLK	PTS	RPG	APG	SPG	BPG	PPG	MPG
1999	10	0	105	10	26	.385	0	0	---	6	10	.600	8	20	28	0	21	0	0	5	2	26	2.8	0.0	0.00	0.20	2.6	10.5
JAZZ TOTALS	10	0	105	10	26	.385	0	0	---	6	10	.600	8	20	28	0	21	0	0	5	2	26	2.8	0.0	0.00	0.20	2.6	10.5



FURLOW, TERRY - GUARD/FORWARD - #25

Born: October 18, 1954 - Died: May 23, 1980
 Acquired: Signed as a free agent on 11/27/79
 Departed: Killed in off-season automobile accident on 5/23/80

REGULAR SEASON STATISTICS

YEAR	G	GS	MIN	FG	FGA	PCT	3FG	3FGA	PCT	FTM	FTA	PCT	OFF	DEF	TOT	AST	PF	DQ	STL	TO	BLK	PTS	RPG	APG	SPG	BPG	PPG	MPG
1979-80	55	30	1718	364	765	.476	23	73	.315	127	145	.876	47	105	152	221	79	0	54	129	14	878	2.8	4.0	0.98	0.25	16.0	31.2
JAZZ TOTALS	55	30	1718	364	765	.476	23	73	.315	127	145	.876	47	105	152	221	79	0	54	129	14	878	2.8	4.0	0.98	0.25	16.0	31.2



GAINES, SUNDIATA - GUARD - #15

Born: April 18, 1986 Ht. 6-1 Wt. 195 College: Georgia
 Acquired: Signed to first of consecutive 10-day contracts on 1/5/10; for remainder of season on 1/25/10
 Departed: Waived on 10/21/10

REGULAR SEASON STATISTICS

YEAR	G	GS	MIN	FG	FGA	PCT	3FG	3FGA	PCT	FTM	FTA	PCT	OFF	DEF	TOT	AST	PF	DQ	STL	TO	BLK	PTS	RPG	APG	SPG	BPG	PPG	MPG
2009-10	32	0	217	38	82	.463	7	26	.269	23	46	.500	6	23	29	39	17	0	12	14	0	106	0.9	1.2	0.38	0.00	3.3	6.8
JAZZ TOTALS	32	0	217	38	82	.463	7	26	.269	23	46	.500	6	23	29	39	17	0	12	14	0	106	0.9	1.2	0.38	0.00	3.3	6.8

PLAYOFF STATISTICS

YEAR	G	GS	MIN	FG	FGA	PCT	3FG	3FGA	PCT	FTM	FTA	PCT	OFF	DEF	TOT	AST	PF	DQ	STL	TO	BLK	PTS	RPG	APG	SPG	BPG	PPG	MPG
2010	5	0	7	5	6	.833	1	1	1.000	0	2	.000	1	1	2	0	1	0	0	0	0	11	0.4	0.0	0.00	0.00	2.2	1.4
JAZZ TOTALS	5	0	7	5	6	.833	1	1	1.000	0	2	.000	1	1	2	0	1	0	0	0	0	11	0.4	0.0	0.00	0.00	2.2	1.4



GALLAGHER, CHAD - CENTER - #55

Born: May 30, 1969 Ht. 6-10 Wt. 255 College: Creighton
 Acquired: Signed to 10-day contract on 2/1/94
 Departed: 10-day contract expired on 2/11/94

REGULAR SEASON STATISTICS

YEAR	G	GS	MIN	FG	FGA	PCT	3FG	3FGA	PCT	FTM	FTA	PCT	OFF	DEF	TOT	AST	PF	DQ	STL	TO	BLK	PTS	RPG	APG	SPG	BPG	PPG	MPG
1993-94	2	0	3	3	31	.000	0	0	---	0	0	---	0	0	0	0	2	0	0	0	0	6	0.0	0.0	0.00	0.00	3.0	1.5
JAZZ TOTALS	2	0	3	3	31	.000	0	0	---	0	0	---	0	0	0	0	2	0	0	0	0	6	0.0	0.0	0.00	0.00	3.0	1.5



GARRETT, DIANTE - GUARD - #8

Born: November 3, 1988 Ht. 6-4 Wt. 190 College: Iowa State
 Acquired: Signed as a free agent on 11/13/13
 Departed: Traded to Toronto on 7/10/14 (for Steve Novak and a 2017 2nd-Rd. pick)

REGULAR SEASON STATISTICS

YEAR	G	GS	MIN	FG	FGA	PCT	3FG	3FGA	PCT	FTM	FTA	PCT	OFF	DEF	TOT	AST	PF	DQ	STL	TO	BLK	PTS	RPG	APG	SPG	BPG	PPG	MPG
2013-14	71	0	1048	101	265	.381	36	96	.375	10	12	.833	11	86	97	120	75	0	41	75	5	248	1.4	1.7	0.58	0.07	3.5	14.8
JAZZ TOTALS	71	0	1048	101	265	.381	36	96	.375	10	12	.833	11	86	97	120	75	0	41	75	5	248	1.4	1.7	0.58	0.07	3.5	14.8



GIANELLI, JOHN - CENTER - #40

Born: June 10, 1950 Ht. 6-10 Wt. 220 College: Pacific
 Acquired: By trade from New Jersey on 10/2/79 (with Bernard King, Jim Boyland and cash for Rich Kelley)
 Departed: Waived on 11/27/79

REGULAR SEASON STATISTICS

YEAR	G	GS	MIN	FG	FGA	PCT	3FG	3FGA	PCT	FTM	FTA	PCT	OFF	DEF	TOT	AST	PF	DQ	STL	TO	BLK	PTS	RPG	APG	SPG	BPG	PPG	MPG
1979-80	17	4	285	23	66	.348	0	0	---	9	16	.563	14	48	62	17	26	0	6	22	7	55	3.6	1.0	0.35	0.41	3.2	16.8
JAZZ TOTALS	17	4	285	23	66	.348	0	0	---	9	16	.563	14	48	62	17	26	0	6	22	7	55	3.6	1.0	0.35	0.41	3.2	16.8

ALL-TIME JAZZ PLAYERS



GILLIAM, ARMEN - FORWARD/CENTER - #5

Born: May 28, 1964 - Died: July 5, 2011 Ht. 6-9 Wt. 260 College: UNLV
Acquired: Signed as a free agent on 1/7/00 Departed: Contract expired following the 1999-00 season

REGULAR SEASON STATISTICS

YEAR	G	GS	MIN	FG	FGA	PCT	3FG	3FGA	PCT	FTM	FTA	PCT	OFF	DEF	TOT	AST	PF	DQ	STL	TO	BLK	PTS	RPG	APG	SPG	BPG	PPG	MPG
1999-00	50	0	782	133	305	.436	0	1	.000	67	86	.779	72	137	209	42	83	0	12	55	16	333	4.2	0.8	0.24	0.32	6.7	15.6
JAZZ TOTALS	50	0	782	133	305	.436	0	1	.000	67	86	.779	72	137	209	42	83	0	12	55	16	333	4.2	0.8	0.24	0.32	6.7	15.6

PLAYOFF STATISTICS

YEAR	G	GS	MIN	FG	FGA	PCT	3FG	3FGA	PCT	FTM	FTA	PCT	OFF	DEF	TOT	AST	PF	DQ	STL	TO	BLK	PTS	RPG	APG	SPG	BPG	PPG	MPG
2000	10	0	132	15	46	.326	0	0	---	5	13	.385	6	23	29	4	15	0	4	11	4	35	2.9	0.4	0.40	0.40	3.5	13.2
JAZZ TOTALS	10	0	132	15	46	.326	0	0	---	5	13	.385	6	23	29	4	15	0	4	11	4	35	2.9	0.4	0.40	0.40	3.5	13.2



GIRICEK, GORDAN - GUARD - #10

Born: June 20, 1977 Ht. 6-6 Wt. 220 From: Croatia
Acquired: By trade from Orlando on 2/19/04 (for DeShawn Stevenson and a future 2nd-Rd. pick)
Departed: Traded to Philadelphia on 12/29/07 (with a future 1st-Rd. pick for Kyle Korver)

REGULAR SEASON STATISTICS

YEAR	G	GS	MIN	FG	FGA	PCT	3FG	3FGA	PCT	FTM	FTA	PCT	OFF	DEF	TOT	AST	PF	DQ	STL	TO	BLK	PTS	RPG	APG	SPG	BPG	PPG	MPG
2003-04	25	18	606	128	297	431	14	39	.359	68	77	.883	14	48	62	42	46	0	15	40	55	338	2.5	1.7	0.60	2.20	13.5	24.2
2004-05	81	44	1660	283	632	448	38	105	.362	111	137	.810	25	157	182	137	155	1	46	90	11	715	2.2	1.7	0.57	0.14	8.8	20.5
2005-06	37	36	956	166	383	433	18	59	.305	43	57	.754	15	55	70	63	87	0	16	63	4	393	1.9	1.7	0.43	0.11	10.6	25.8
2006-07	61	6	1188	176	381	462	52	122	.426	71	87	.816	24	105	129	63	122	1	28	64	5	475	2.1	1.0	0.46	0.08	7.8	19.5
2007-08	22	0	279	41	102	.402	12	34	.353	1	11.000	6	25	31	16	24	0	13	21	1	95	1.4	0.7	0.59	0.05	4.3	12.7	
JAZZ TOTALS	226	104	4689	794	1795	.442	134	359	.373	294	359	.819	84	390	474	321	434	2	118	278	76	2016	2.1	1.4	0.52	0.34	8.9	20.7

PLAYOFF STATISTICS

YEAR	G	GS	MIN	FG	FGA	PCT	3FG	3FGA	PCT	FTM	FTA	PCT	OFF	DEF	TOT	AST	PF	DQ	STL	TO	BLK	PTS	RPG	APG	SPG	BPG	PPG	MPG
2007	17	3	307	38	91	.418	14	26	.538	14	16	.875	4	24	28	17	37	1	3	22	2	104	1.6	1.0	0.18	0.12	6.1	18.1
JAZZ TOTALS	17	3	307	38	91	.418	14	26	.538	14	16	.875	4	24	28	17	37	1	3	22	2	104	1.6	1.0	0.18	0.12	6.1	18.1



GOBERT, RUDY - CENTER - #27

Born: June 26, 1992 Ht. 7-1 Wt. 239 From: France
Acquired: Draft rights by trade from Denver on 6/21/13 (for draft rights to Erick Green and cash considerations)

REGULAR SEASON STATISTICS

YEAR	G	GS	MIN	FG	FGA	FT	FTG	3FG	3FGA	PCT	FTM	FTA	PCT	OFF	DEF	TOT	AST	PF	DQ	STL	TO	BLK	PTS	RPG	APG	SPG	BPG	PPG	MPG
2013-14	45	0	434	36	74	.486	0	0	---	32	65	.492	51	104	155	7	57	2	8	32	41	104	3.4	0.2	0.18	0.91	2.3	9.6	
2014-15	82	37	2158	258	427	.604	0	2	.000	170	273	.623	265	510	775	109	175	1	64	111	189	686	9.5	1.3	0.78	2.30	8.4	26.3	
JAZZ TOTALS	127	37	2592	294	501	.587	0	2	.000	202	338	.598	316	614	930	116	232	3	72	143	230	790	7.3	0.9	0.57	1.81	6.2	20.4	



GOODRICH, GAIL - GUARD - #25

Born: April 23, 1943 Ht. 6-1 Wt. 170 College: UCLA
Acquired: Signed as a free agent on 7/19/76 (sent 1977 and 1980 2nd-Rd. pick to LA Lakers and received 1977 1st-Rd. pick as compensation)
Departed: Retired following the 1978-79 season
* Inducted into Basketball Hall of Fame in 1996

REGULAR SEASON STATISTICS

YEAR	G	GS	MIN	FG	FGA	FT	3FG	3FGA	PCT	FTM	FTA	PCT	OFF	DEF	TOT	AST	PF	DQ	STL	TO	BLK	PTS	RPG	APG	SPG	BPG	PPG	MPG
1976-77	27	0	607	136	305	.446	---	---	---	68	85	.800	25	36	61	74	43	0	22	---	2	340	2.3	2.7	0.81	0.07	12.6	22.5
1977-78	81	48	2553	520	1050	.495	---	---	---	264	332	.795	75	102	177	388	186	0	82	205	221	304	2.2	4.8	1.01	0.27	16.1	31.5
1978-79	74	33	2130	382	850	.449	---	---	---	174	204	.853	68	115	183	357	177	1	90	185	13	938	2.5	4.8	1.22	0.18	12.7	28.8
JAZZ TOTALS	182	81	5290	1038	2205	.471	---	---	---	506	621	.815	168	253	421	819	406	1	194	390	37	2582	2.3	4.5	1.07	0.20	14.2	29.1




GRANT, PAUL - CENTER - #16

Born: January 4, 1974 Ht. 7-0 Wt. 245 College: Wisconsin
Acquired: Signed as a free agent on 1/1/04 Departed: Waived 1/6/04
Re-acquired: Signed to first of consecutive 10-day contracts on 1/8/04 Departed: Waived on 1/25/04

REGULAR SEASON STATISTICS

YEAR	G	GS	MIN	FG	FGA	PCT	3FG	3FGA	PCT	FTM	FTA	PCT	OFF	DEF	TOT	AST	PF	DQ	STL	TO	BLK	PTS	RPG	APG	SPG	BPG	PPG	MPG
2003-04	10	0	98	11	23	.478	0	0	---	3	8	.375	7	10	17	3	17	0	1	7	1	25	1.7	0.3	0.10	0.10	2.5	9.8
JAZZ TOTALS	10	0	98	11	23	.478	0	0	---	3	8	.375	7	10	17	3	17	0	1	7	1	25	1.7	0.3	0.10	0.10	2.5	9.8



GREEN, LAMAR - FORWARD - #16

Born: March 22, 1947 Ht. 6-8 Wt. 215 College: Morehead State

Acquired: Selected in Expansion Draft on 5/20/74 (from Phoenix) Departed: Waived on 11/21/74

REGULAR SEASON STATISTICS

YEAR	G	GS	MIN	FG	FGA	PCT	3FG	3FGA	PCT	FTM	FTA	PCT	OFF	DEF	TOT	AST	PF	DQ	STL	TO	BLK	PTS	RPG	APG	SPG	BPG	PPG	MPG
1974-75	15	5	280	24	70	.343	---	---	---	9	20	.450	28	81	109	16	38	0	4	---	5	57	7.3	1.1	0.27	0.33	3.8	18.7
JAZZ TOTALS	15	5	280	24	70	.343	---	---	---	9	20	.450	28	81	109	16	38	0	4	---	5	57	7.3	1.1	0.27	0.33	3.8	18.7



GREEN, RICKEY - GUARD - #14

Born: August 18, 1954 Ht. 6-0 Wt. 170 College: Michigan

Acquired: Signed as a free agent from the CBA on 12/3/80 Departed: Selected by Charlotte (10th overall) in the 1988 Expansion Draft on 6/23/88

REGULAR SEASON STATISTICS

YEAR	G	GS	MIN	FG	FGA	PCT	3FG	3FGA	PCT	FTM	FTA	PCT	OFF	DEF	TOT	AST	PF	DQ	STL	TO	BLK	PTS	RPG	APG	SPG	BPG	PPG	MPG
1980-81	47	38	1307	176	366	.481	0	1	.000	70	97	.722	30	86	116	235	123	2	75	83	1	422	2.5	5.0	1.60	0.02	9.0	27.8
1981-82	81	73	2822	500	1015	.493	0	8	.000	202	264	.765	85	158	243	630	183	0	185	198	9	1202	3.0	7.8	2.28	0.11	14.8	34.8
1982-83	78	78	2783	464	942	.493	2	13	.154	185	232	.797	62	161	223	697	154	0	220	222	4	1115	2.9	8.9	2.82	0.05	14.3	35.7
1983-84	81	81	2768	439	904	.486	2	17	.118	192	234	.821	56	174	230	748	155	1	215	172	13	1072	2.8	9.2	2.65	0.16	13.2	34.2
1984-85	77	77	2431	381	798	.477	6	20	.300	232	267	.869	37	152	189	597	131	0	132	177	3	1000	2.5	7.8	1.71	0.04	13.0	31.6
1985-86	80	44	2012	357	758	.471	5	29	.172	213	250	.852	32	103	135	411	130	0	106	132	6	932	1.7	5.1	1.33	0.08	11.7	25.2
1986-87	81	80	2090	301	644	.467	7	19	.368	172	208	.827	38	125	163	541	108	0	110	133	2	781	2.0	6.7	1.36	0.02	9.6	25.8
1987-88	81	3	1116	157	370	.424	4	19	.211	75	83	.904	14	66	80	300	83	0	57	94	1	393	1.0	3.7	0.70	0.01	4.9	13.8
JAZZ TOTALS	606	474	17329	2775	5797	.479	26	126	.206	1341	1635	.820	354	1025	1379	4159	1067		31100	1211	39	6817	2.3	6.9	1.82	0.06	11.4	28.6

PLAYOFF STATISTICS

YEAR	G	GS	MIN	FG	FGA	PCT	3FG	3FGA	PCT	FTM	FTA	PCT	OFF	DEF	TOT	AST	PF	DQ	STL	TO	BLK	PTS	RPG	APG	SPG	BPG	PPG	MPG
1984	11	11	404	64	151	.424	1	4	.250	32	43	.744	9	25	34	104	17	0	19	29	4	163	3.1	9.5	1.73	0.36	14.8	36.7
1985	10	10	302	57	106	.538	1	7	.143	35	38	.921	10	20	30	75	23	0	12	20	0	152	3.0	7.5	1.20	0.00	15.2	30.2
1986	4	4	119	21	43	.488	1	2	.500	10	11	.909	0	9	9	38	1	0	2	5	0	55	2.3	9.5	0.50	0.00	13.8	29.8
1987	4	3	72	11	23	.478	0	1	.000	5	6	.833	1	7	8	25	5	0	2	7	0	27	2.0	6.3	0.50	0.00	6.8	18.0
1988	7	0	38	2	8	.250	0	0	---	0	0	---	0	1	1	9	2	0	2	3	0	4	0.1	1.3	0.29	0.00	0.6	5.4
JAZZ TOTALS	36	28	935	155	331	.468	3	14	.214	82	98	.837	20	62	82	251	48	0	37	64	4	401	2.3	7.0	1.03	0.11	11.1	26.0



GREEN, SEAN - FORWARD - #30


Born: February 2, 1970 Ht. 6-5 Wt. 210 College: North Carolina State

Acquired: By trade from Philadelphia on 2/24/94 (with Jeff Hornacek and a future 2nd-Rd. pick for Jeff Malone and a 1994 1st-Rd. pick)

Departed: Waived on 3/8/94

REGULAR SEASON STATISTICS

YEAR	G	GS	MIN	FG	FGA	PCT	3FG	3FGA	PCT	FTM	FTA	PCT	OFF	DEF	TOT	AST	PF	DQ	STL	TO	BLK	PTS	RPG	APG	SPG	BPG	PPG	MPG
1993-94	1	0	2	0	1	.000	0	0	---	0	0	---	0	0	0	0	0	0	0	0	0	0	0.0	0.0	0.00	0.00	0.0	2.0
JAZZ TOTALS	1	0	2	0	1	.000	0	0	---	0	0	---	0	0	0	0	0	0	0	0	0	0	0.0	0.0	0.00	0.00	0.0	2.0



GREEN, TOMMY - GUARD - #14

Born: April 8, 1956 Ht. 6-2 Wt. 185 College: Southern University

Acquired: Selected in 2nd round (35th overall) of 1978 NBA Draft Departed: Contract expired following the 1978-79 season

REGULAR SEASON STATISTICS

YEAR	G	GS	MIN	FG	FGA	PCT	3FG	3FGA	PCT	FTM	FTA	PCT	OFF	DEF	TOT	AST	PF	DQ	STL	TO	BLK	PTS	RPG	APG	SPG	BPG	PPG	MPG
1978-79	59	1	809	92	237	.388	---	---	---	48	63	.762	20	48	68	140	111	0	61	89	6	232	1.2	2.4	1.03	0.10	3.9	13.7
JAZZ TOTALS	59	1	809	92	237	.388	---	---	---	48	63	.762	20	48	68	140	111	0	61	89	6	232	1.2	2.4	1.03	0.10	3.9	13.7



GRIFFIN, PAUL - FORWARD - #30

Born: January 20, 1954 Ht. 6-9 Wt. 205 College: Western Michigan
 Acquired: Selected in 5th round (74th overall) of 1976 NBA Draft
 Departed: Sent to San Antonio on 7/20/79 (compensation for the Jazz free-agent signing of Allan Bristow)

REGULAR SEASON STATISTICS

YEAR	G	GS	MIN	FG	FGA	PCT	3FG	3FGA	PCT	FTM	FIA	PCT	OFF	DEF	TOT	AST	PF	DQ	STL	TD	BK	PTS	RPG	APG	SPG	BPG	PPG	MPG	
1976-77	81		24	1645	140	256	547	---	---	---	145	201	721	167	328	495	167	241	6	50	---	43	425	6.1	2.1	0.62	0.53	5.2	20.3
1977-78	82		20	1853	160	358	447	---	---	---	112	157	713	157	353	510	172	228	6	88	150	45	432	6.2	2.1	1.07	0.55	5.3	22.6
1978-79	77		2	1398	106	223	475	---	---	---	91	147	619	126	265	391	138	198	3	54	117	36	303	5.1	1.8	0.70	0.47	3.9	18.2
JAZZ TOTALS	240		46	4896	406	837	485	---	---	---	348	505	689	450	946	1396	477	667	15	192	267	124	1160	5.8	2.0	0.80	0.52	4.8	20.4



GRIFFITH, DARRELL - GUARD - #35*

Born: June 16, 1958 Ht. 6-4 Wt. 190 College: Louisville
 Acquired: Selected in 1st round (2nd overall) of 1980 NBA Draft Departed: Waived on 10/22/91
 *Uniform #35 retired in his honor 12/4/93

REGULAR SEASON STATISTICS

YEAR	G	GS	MIN	FG	FGA	PCT	3FG	3FGA	PCT	FTM	FIA	PCT	OFF	DEF	TOT	AST	PF	DQ	STL	TD	BK	PTS	RPG	APG	SPG	BPG	PPG	MPG
1980-81	81	80	2867	716	1544	.464	10	52	192	229	320	.716	79	209	288	194	219	0	106	231	40	1671	3.6	2.4	1.31	0.49	20.6	35.4
1981-82	80	79	2597	689	1429	.482	15	52	288	189	271	.697	128	177	305	187	213	0	95	193	34	1582	3.8	2.3	1.19	0.43	19.8	32.5
1982-83	77	76	2787	752	1554	.484	38	132	288	167	246	.679	100	204	304	270	184	0	138	252	33	1709	3.9	3.5	1.79	0.43	22.2	36.2
1983-84	82	82	2650	697	1423	.490	91	252	.361	151	217	.696	95	243	338	283	202	1	114	243	23	1636	4.1	3.5	1.39	0.28	20.0	32.3
1984-85	78	78	2776	728	1593	.457	92	257	.358	216	298	.725	124	220	344	243	178	1	133	247	30	1764	4.4	3.1	1.71	0.38	22.6	35.6
1985-86																												
DID NOT PLAY - Injured (Broken Left Foot)																												
1986-87	76	10	1843	463	1038	.446	67	200	.335	149	212	.703	81	146	227	129	167	0	97	135	29	1142	3.0	1.7	1.28	0.38	15.0	24.3
1987-88	52	11	1052	251	585	.429	28	102	.275	59	92	.641	36	91	127	91	102	0	52	67	5	589	2.4	1.8	1.00	0.10	11.3	20.2
1988-89	82	73	2382	466	1045	.446	61	196	.311	142	182	.780	77	253	330	130	175	0	86	141	22	1135	4.0	1.6	1.05	0.27	13.8	29.0
1989-90	82	1	1444	301	649	.464	80	215	.372	51	78	.654	43	123	166	63	149	0	68	75	19	733	2.0	0.8	0.83	0.23	8.9	17.6
1990-91	75	2	1005	174	445	.391	48	138	.348	34	45	.756	17	73	90	37	100	1	42	48	7	430	1.2	0.5	0.56	0.09	5.7	13.4
JAZZ TOTALS	765	492	21403	5237	11305	.463	530	1596	.332	1387	1961	.707	780	1739	2519	1627	1689	3	931	1632	242	12291	3.3	2.1	1.22	0.32	16.2	28.0

PLAYOFF STATISTICS

YEAR	G	GS	MIN	FG	FGA	PCT	3FG	3FGA	PCT	FTM	FIA	PCT	OFF	DEF	TOT	AST	PF	DQ	STL	TD	BK	PTS	RPG	APG	SPG	BPG	PPG	MPG
1984	11	11	417	81	183	.443	16	45	.356	33	48	.688	16	49	65	41	24	0	19	31	2	243	5.9	3.7	1.73	0.18	22.1	37.9
1985	10	10	340	72	158	.456	13	36	.361	18	25	.720	6	23	29	25	21	0	12	25	5	201	2.9	2.5	1.20	0.50	20.1	34.0
1987	5	0	104	24	65	.369	6	15	.400	14	19	.737	5	7	12	8	5	0	6	12	2	80	2.4	1.6	1.20	0.40	16.0	20.8
1989	3	0	71	20	49	.408	6	19	.316	0	0	---	3	9	12	0	7	0	4	5	1	58	4.0	0.0	1.33	0.33	19.3	23.7
1990	5	0	97	19	42	.452	5	9	.556	4	5	.800	6	15	21	3	3	0	6	3	1	57	4.2	0.6	1.20	0.20	11.4	19.4
1991	3	0	9	5	7	.714	0	0	---	0	0	---	1	1	2	0	0	0	0	1	0	10	0.7	0.0	0.00	0.00	3.3	3.0
JAZZ TOTALS	37	21	1038	221	504	.438	46	124	.371	69	97	.711	37	104	141	77	60	0	47	77	11	649	3.8	2.1	1.27	0.30	17.5	28.1



GUGLIOTTA, TOM - FORWARD - #42

Born: December 19, 1969 Ht. 6-10 Wt. 250 College: North Carolina State
 Acquired: By trade from Phoenix on 2/19/04 (with 2 1st-Rd. picks and a 2nd-Rd. pick for Keon Clark and Ben Handlogten)
 Departed: Contract expired following the 2003-04 season

REGULAR SEASON STATISTICS

YEAR	G	GS	MIN	FG	FGA	PCT	3FG	3FGA	PCT	FTM	FTA	PCT	OFF	DEF	TOT	AST	PF	DQ	STL	TO	BLK	PTS	RPG	APG	SPG	BPG	PPG	MPG
2003-04	25	24	515	39	104	.375	1	3	.333	14	20	.700	50	81	131	42	47	0	17	19	8	93	5.2	1.7	0.68	0.32	3.7	20.6
JAZZ TOTALS	25	24	515	39	104	.375	1	3	.333	14	20	.700	50	81	131	42	47	0	17	19	8	93	5.2	1.7	0.68	0.32	3.7	20.6



HANDLOGTEN, BEN - FORWARD/CENTER - #44

Born: November 16, 1973 Ht. 6-10 Wt. 240 College: Western Michigan
 Acquired: Signed as a Free Agent on 10/26/03 Departed: Traded to Phoenix on 2/19/04 (with Keon Clark for Tom Gugliotta, two 1st-Rd. picks and a 2nd-Rd. pick)
 Re-acquired: Signed to first of consecutive 10-day contracts on 3/9/05, remainder of season on 3/29/05 Departed: Contract expired following the 2004-05 season

REGULAR SEASON STATISTICS

YEAR	G	GS	MIN	FG	FGA	PCT	3FG	3FGA	PCT	FTM	FIA	PCT	OFF	DEF	TOT	AST	PF	DQ	STL	TD	BK	PTS	RPG	APG	SPG	BPG	PPG	MPG
2003-04	17	0	172	25	47	53.2	0	0	---	18	27	66.7	22	33	55	6	32	0	3	10	4	68	3.2	0.4	0.18	0.24	4.0	10.1
2004-05	21	5	227	43	83	51.8	0	1	0.000	9	17	52.9	23	42	65	13	55	2	7	18	5	95	3.1	0.6	0.33	0.24	4.5	10.8
JAZZ TOTALS	38	5	399	68	130	52.3	0	1	0.000	27	44	61.4	45	75	120	19	87	2	10	28	9	163	3.2	0.5	0.26	0.24	4.3	10.5

ALL-TIME JAZZ PLAYERS



HANSEN, BOBBY - GUARD - #20

Born: January 18, 1961 Ht. 6-6 Wt. 195 College: Iowa
 Acquired: Selected in the 3rd round (54th overall) of 1983 NBA Draft Departed: Traded to Sacramento as part of a three-team deal on 6/25/90

REGULAR SEASON STATISTICS

YEAR	G	GS	MIN	FG	FGA	PCT	3FG	3FGA	PCT	FTM	FTA	PCT	OFF	DEF	TOT	AST	PF	DQ	STL	TOT	BLK	PTS	RPG	APG	SPG	BPG	PPG	MPG
1983-84	55	0	419	65	145	.448	0	8	.000	18	28	.643	13	35	48	44	62	0	15	35	4	148	0.9	0.8	0.27	0.07	2.7	7.6
1984-85	54	4	646	110	225	.489	1	7	1.43	40	72	.556	20	50	70	75	88	0	25	49	1	261	1.3	1.4	0.46	0.02	4.8	12.0
1985-86	82	82	2032	299	628	.476	17	50	.340	95	132	.720	82	162	244	193	205	1	74	126	9	710	3.0	2.4	0.90	0.11	8.7	24.8
1986-87	72	72	1453	272	601	.453	16	45	.356	136	179	.760	84	119	203	102	146	0	44	77	6	696	2.8	1.4	0.61	0.08	9.7	20.2
1987-88	81	51	1796	316	611	.517	32	97	.330	113	152	.743	64	123	187	175	193	2	65	91	5	777	2.3	2.2	0.80	0.06	9.6	22.2
1988-89	46	9	964	140	300	.467	19	54	.352	42	75	.560	29	99	128	50	105	0	37	43	6	341	2.8	1.1	0.80	0.13	7.4	21.0
1989-90	81	81	2174	265	568	.467	54	154	.351	33	64	.516	66	163	229	149	194	2	52	79	11	617	2.8	1.8	0.64	0.14	7.6	26.8
JAZZ TOTALS	479	299	9484	1467	3078	.477	139	415	.335	477	702	.679	358	751	1109	788	993	5	312	500	42	3550	2.4	1.7	0.66	0.09	7.5	20.1

PLAYOFF STATISTICS

YEAR	G	GS	MIN	FG	FGA	PCT	3FG	3FGA	PCT	FTM	FTA	PCT	OFF	DEF	TOT	AST	PF	DQ	STL	TOT	BLK	PTS	RPG	APG	SPG	BPG	PPG	MPG
1984	4	0	18	2	7	296	2	3	667	1	2	500	2	5	7	2	4	0	0	2	0	11	1.8	0.5	0.00	0.00	2.8	4.5
1985	8	0	34	2	8	250	0	0	---	5	8	625	1	3	4	6	6	0	3	3	0	9	0.5	0.8	0.38	0.00	1.1	4.3
1986	4	4	140	27	37	730	2	3	667	8	9	889	10	8	18	11	16	0	3	7	1	68	4.5	2.8	0.75	0.25	17.0	35.0
1987	5	5	142	21	49	429	2	5	400	17	20	850	3	12	15	11	14	0	1	7	1	65	3.0	2.2	0.20	0.20	13.0	28.4
1988	11	11	408	67	135	496	19	36	528	16	22	727	8	31	39	32	42	1	7	27	0	207	3.5	2.9	0.64	0.00	18.8	37.1
1989	3	3	123	11	35	314	3	9	333	8	10	800	5	12	17	4	15	0	1	6	2	39	5.7	1.3	0.33	0.67	13.0	41.0
1990	5	5	145	21	43	488	7	14	500	1	4	250	7	7	14	5	14	0	3	4	0	64	2.8	1.0	0.60	0.00	12.8	29.0
JAZZ TOTALS	40	28	1010	151	314	481	35	70	500	56	75	747	36	78	114	71	111	1	18	56	4	463	2.9	1.8	0.45	0.10	11.6	25.3



HARDY, JAMES - FORWARD - #11

Born: December 1, 1956 Ht. 6-8 Wt. 220 College: San Francisco
 Acquired: Selected in 1st-round (11th overall) of 1978 NBA Draft Departed: Waived on 12/1/80
 Re-acquired: Signed as a free agent on 8/25/81 Departed: Contract expired following the 1981-82 season

REGULAR SEASON STATISTICS

YEAR	G	GS	MIN	FG	FGA	PCT	3FG	3FGA	PCT	FTM	FTA	PCT	OFF	DEF	TOT	AST	PF	DQ	STL	TOT	BLK	PTS	RPG	APG	SPG	BPG	PPG	MPG
1978-79	68	51	1456	196	426	.460	---	---	---	61	88	.693	121	189	310	65	133	1	52	93	61	453	4.6	1.0	0.76	0.90	6.7	21.4
1979-80	76	25	1600	184	363	.507	1	2	500	51	66	.773	124	275	399	104	207	4	47	105	82	5.3	1.4	0.62	1.14	5.5	21.1	
1980-81	23	0	509	52	111	.468	0	0	---	11	20	.550	39	94	133	36	58	2	21	23	20	115	5.8	1.6	0.91	0.87	5.0	22.1
1981-82	82	17	1814	179	369	.485	0	1	0.000	64	93	.688	153	317	470	110	192	2	58	78	67	422	5.7	1.3	0.71	0.82	5.1	22.1
JAZZ TOTALS	249	93	5379	611	1269	.481	1	3	.333	187	267	.700	437	875	1312	315	590	9	178	299	235	1410	5.3	1.3	0.71	0.94	5.7	21.6



HARPRING, MATT - GUARD/FORWARD - #15

Born: May 31, 1976 Ht. 6-7 Wt. 231 College: Georgia Tech
 Acquired: Signed as a free agent on 8/15/02 Departed: Traded to Oklahoma City on 12/22/09 (with Eric Maynor for draft rights to Peter Fehse)

REGULAR SEASON STATISTICS

YEAR	G	GS	MIN	FG	FGA	PCT	3FG	3FGA	PCT	FTM	FTA	PCT	OFF	DEF	TOT	AST	PF	DQ	STL	TOT	BLK	PTS	RPG	APG	SPG	BPG	PPG	MPG	
2002-03	78	69	2557	521	1020	51.1	66	160	413	262	331	792	190	324	514	133	217	4	73	160	171370	6.6	1.7	0.94	0.22	17.6	32.8		
2003-04	31	31	1134	193	410	47.1	8	33	242	108	157	688	91	156	247	63	102	1	22	65	2	502	8.0	2.0	0.71	0.06	16.2	36.6	
2004-05	78	55	2584	418	855	48.9	9	43	209	245	315	778	196	284	480	142	250	2	70	133	161090	6.2	1.8	0.90	0.21	14.0	33.1		
2005-06	71	32	1944	322	678	47.5	14	39	359	227	313	725	158	210	368	98	202	2	59	109	14	885	5.2	1.4	0.83	0.20	12.5	27.4	
2006-07	77	21	1965	322	656	49.1	13	39	333	237	309	767	117	236	353	99	232	2	52	118	11	894	4.6	1.3	0.68	0.14	11.6	25.5	
2007-08	76	0	1374	237	474	50.0	2	10	200	146	205	712	96	144	240	82	162	0	45	95	14	622	3.2	1.1	0.59	0.18	8.2	18.1	
2008-09	63	2	693	111	241	46.1	0	2	0.000	55	72	764	47	76	123	28	102	0	29	29	9	277	2.0	0.4	0.46	0.14	4.4	11.0	
2009-10	DID NOT PLAY - INJURED (Ankle, Knee)																												
JAZZ TOTALS	474	191	12251	2124	4334	49.0	112	326	344	1280	1702	752	895	1430	2325	645	1267	11	350	709	83	5640	4.9	1.4	0.74	0.18	11.9	25.8	

PLAYOFF STATISTICS

YEAR	G	GS	MIN	FG	FGA	PCT	3FG	3FGA	PCT	FTM	FTA	PCT	OFF	DEF	TOT	AST	PF	DQ	SL	TO	BLK	PTS	RPG	APG	SPG	BPG	PPG	MPG
2003	5	5	156	30	62	.484	1	7	143	13	16	.813	9	18	27	5	23	1	5	8	1	74	5.4	1.0	1.00	0.20	14.8	31.2
2007	17	0	433	62	136	.456	4	0	.000	34	47	.723	33	49	82	23	41	1	7	22	3	158	4.8	1.4	0.41	0.18	9.3	25.5
2008	12	0	209	25	63	.397	1	3	.333	28	35	.800	17	17	34	8	35	0	7	11	4	79	2.8	0.7	0.58	0.33	6.6	17.4
2009	5	0	49	11	22	.500	0	1	.000	2	21	.000	3	6	9	4	12	0	2	2	1	24	1.8	0.8	0.40	0.20	4.8	9.8
JAZZ TOTALS	39	5	847	128	283	.452	2	15	.133	77	100	.770	62	90	152	40	111	2	21	43	9	335	3.9	1.0	0.54	0.23	8.6	21.7



HARRIS, DEVIN - GUARD - #5

Born: February 27, 1983 Ht: 6-3 Wt: 185 College: Wisconsin
 Acquired: By trade from New Jersey on 2/23/11 (with Derrick Favors, a 2010 1st-Rd. pick and future 1st-Rd. pick for Deron Williams)
 Departed: Traded to Atlanta on 7/11/12 (for Marvin Williams)

REGULAR SEASON STATISTICS

YEAR	G	GS	MIN	FG	FGA	FT	FTA	3FG	3FGA	CT	FTM	FTM	FTA	CT	OFF	DEF	TOT	AST	PF	DQ	STL	TO	BLK	PTS	RPG	APG	SPG	BPG	PPG	MPG
2010-11	17	16	529	83	201	.413	25	70	.357	77	95	.811	6	34	40	92	33	0	13	49	2	268	2.4	5.4	0.76	0.12	15.8	31.1		
2011-12	63	63	1741	241	542	.445	77	213	.362	156	209	.746	12	100	112	316	136	2	64	122	13	715	1.8	5.0	1.02	0.21	11.3	27.6		
JAZZ TOTALS	80	79	2270	324	743	.436	102	283	.360	233	304	.766	18	134	152	408	169	2	77	171	15	983	1.9	5.1	0.96	0.19	12.3	28.4		

PLAYOFF STATISTICS

YEAR	G	GS	MIN	FG	FGA	PCT	3FG	3FGA	PCT	FTM	FTA	PCT	OFF	DEF	TOT	AST	PF	DQ	STL	TO	BLK	PTS	RPG	APG	SPG	BPG	PPG	MPG
2012	4	4	120	19	48	.396	4	15	.267	10	14	.714	0	6	6	15	14	0	3	12	2	52	1.5	3.8	0.75	0.50	13.0	30.0
JAZZ TOTALS	4	4	120	19	48	.396	4	15	.267	10	14	.714	0	6	6	15	14	0	3	12	2	52	1.5	3.8	0.75	0.50	13.0	30.0



HARRIS, MIKE - FORWARD - #33

Born: June 15, 1983 Ht: 6-6 Wt: 242 College: Rice
 Acquired: Signed as a free agent on 9/26/13 Departed: Waived on 1/7/14

REGULAR SEASON STATISTICS

YEAR	G	GS	MIN	FG	FGA	PCT	3FG	3FGA	PCT	FTM	FTA	PCT	OFF	DEF	TOT	AST	PF	DQ	STL	TO	BLK	PTS	RPG	APG	SPG	BPG	PPG	MPG
2013-14	20	0	225	29	61	.475	0	2	.000	26	27	.963	15	18	33	5	36	2	16	11	7	84	1.7	0.3	0.80	0.35	4.2	11.3
JAZZ TOTALS	20	0	225	29	61	.475	0	2	.000	26	27	.963	15	18	33	5	36	2	16	11	7	84	1.7	0.3	0.80	0.35	4.2	11.3



HART, JASON - GUARD - #3


Born: April 29, 1978 Ht: 6-3 Wt: 180 College: Syracuse
 Acquired: Signed as a free agent on 7/13/07 Departed: Traded to the L.A. Clippers on 7/23/08 (for Brevin Knight)

REGULAR SEASON STATISTICS

YEAR	G	GS	MIN	FG	FGA	PCT	3FG	3FGA	PCT	FTM	FTA	PCT	OFF	DEF	TOT	AST	PF	DQ	STL	TO	BLK	PTS	RPG	APG	SPG	BPG	PPG	MPG
2007-08	57	0	606	58	180	.322	11	31	.355	38	45	.844	5	50	55	86	75	0	30	28	3	165	1.0	1.5	0.53	0.05	2.9	10.6
JAZZ TOTALS	57	0	606	58	180	.322	11	31	.355	38	45	.844	5	50	55	86	75	0	30	28	3	165	1.0	1.5	0.53	0.05	2.9	10.6

PLAYOFF STATISTICS

YEAR	G	GS	MIN	FG	FGA	FT	FTA	3FG	3FGA	CT	FTM	FTM	FTA	CT	OFF	DEF	TOT	AST	PF	DQ	STL	TO	BLK	PTS	RPG	APG	SPG	BPG	PPG	MPG
2008	2	0	6	1	2	.500	0	1	.000	0	0	---	0	0	0	0	0	0	0	0	0	0	0	2	0.0	0.0	0.0	0.0	1.0	3.0
JAZZ TOTALS	2	0	6	1	2	.500	0	1	.000	0	0	---	0	0	0	0	0	0	0	0	0	0	0	2	0.0	0.0	0.00	0.00	1.0	3.0



HAYES, STEVE - CENTER - #50

Born: August 2, 1955 Ht: 7-0 Wt: 205 College: Idaho State
 Acquired: Signed as a free agent on 5/23/85 Departed: Waived on 10/26/86

REGULAR SEASON STATISTICS

YEAR	G	GS	MIN	FG	FGA	PCT	3FG	3FGA	PCT	FTM	FTA	PCT	OFF	DEF	TOT	AST	PF	DQ	STL	TO	BLK	PTS	RPG	APG	SPG	BPG	PPG	MPG
1985-86	58	0	397	39	87	.448	0	0	---	11	36	.306	32	45	77	7	81	0	5	16	19	89	1.3	0.1	0.09	0.33	1.5	6.8
JAZZ TOTALS	58	0	397	39	87	.448	0	0	---	11	36	.306	32	45	77	7	81	0	5	16	19	89	1.3	0.1	0.09	0.33	1.5	6.8

PLAYOFF STATISTICS

YEAR	G	GS	MIN	FG	FGA	FT	FTA	3FG	3FGA	CT	FTM	FTM	FTA	CT	OFF	DEF	TOT	AST	PF	DQ	STL	TO	BLK	PTS	RPG	APG	SPG	BPG	PPG	MPG
1986	1	0	1	1	11.000	0	0	---	0	0	---	0	0	---	0	1	1	0	0	0	0	0	0	2	1.0	0.0	0.00	0.00	2.0	1.0
JAZZ TOTALS	1	0	1	1	11.000	0	0	---	0	0	---	0	0	---	0	1	1	0	0	0	0	0	0	2	1.0	0.0	0.00	0.00	2.0	1.0



HAYWARD, GORDON - FORWARD - #20

Born: March 23, 1990 Ht: 6-8 Wt: 208 College: Butler
 Acquired: Selected in 1st round (9th overall) of 2010 NBA Draft


REGULAR SEASON STATISTICS

YEAR	G	GS	MIN	FG	FGA	PCT	3FG	3FGA	PCT	FTM	FTA	PCT	OFF	DEF	TOT	AST	PF	DQ	STL	TO	BLK	PTS	RPG	APG	SPG	BPG	PPG	MPG
2010-11	72	17	1218	142	293	.485	35	74	.473	69	97	.711	41	98	139	81	106	0	30	70	19	388	1.9	1.1	0.42	0.26	5.4	16.9
2011-12	66	58	2015	267	586	.456	55	159	.346	193	232	.832	59	171	230	207	106	0	53	109	41	782	3.5	3.1	0.80	0.62	11.8	30.5
2012-13	72	27	2104	336	773	.435	102	246	.415	243	294	.827	51	174	225	213	125	1	58	120	381	017	3.1	3.0	0.81	0.53	14.1	29.2
2013-14	77	77	2800	426	1032	.413	85	280	.304	311	381	.816	62	329	391	400	155	0	110	212	401	248	5.1	5.2	1.43	0.52	16.2	36.4
2014-15	76	76	2618	484	1087	.445	120	330	.364	375	462	.812	54	319	373	313	131	0	108	206	301	463	4.9	4.1	1.42	0.39	19.3	34.4
JAZZ TOTALS	363	255	10755	1655	3771	.439	397	1089	.365	1191	1466	.812	267	1091	1358	1214	623	1	359	717	168	4898	3.7	3.3	0.99	0.46	13.5	29.6

HAYWARD, GORDON (CONTINUED)

PLAYOFF STATISTICS

YEAR	G	GS	MIN	FG	FGA	PCT	3FG	3FGA	PCT	FTM	FTA	PCT	OFF	DEF	TOT	AST	PF	DQ	STL	TO	BLK	PTS	RPG	APG	SPG	BPG	PPG	MPG
2012	4	4	123	6	33	.182	1	12	.083	16	161	1.000	2	9	11	12	4	0	3	3	0	29	2.8	3.0	0.75	0.00	7.3	30.8
JAZZ TOTALS	4	4	123	6	33	.182	1	12	.083	16	16	1.000	2	9	11	12	4	0	3	3	0	29	2.8	3.0	0.75	0.00	7.3	30.8



HOOD, RODNEY - GUARD/FORWARD - #5

Born: October 20, 1992 Ht. 6-8 Wt. 215 College: Duke
Acquired: Selected in 1st round (23rd overall) of 2014 NBA Draft

REGULAR SEASON STATISTICS

YEAR	G	GS	MIN	FG	FGA	PCT	3FG	3FGA	PCT	FTM	FTA	PCT	OFF	DEF	TOT	AST	PF	DQ	STL	TO	BLK	PTS	RPG	APG	SPG	BPG	PPG	MPG
2014-15	50	21	1064	155	374	.414	62	170	.365	61	80	.763	9	108	117	83	119	0	30	45	12	433	2.3	1.7	0.60	0.24	8.7	21.3
JAZZ TOTALS	50	21	1064	155	374	.414	62	170	.365	61	80	.763	9	108	117	83	119	0	30	45	12	433	2.3	1.7	0.60	0.24	8.7	21.3



HAYWOOD, SPENCER - FORWARD - #24

Born: April 22, 1949 Ht. 6-8 Wt. 225 College: Detroit Mercy
Acquired: By trade from New York on 1/5/79 (for Joe C. Menowweather) Departed: Traded to L.A. Lakers on 9/13/79 (for Adrian Dantley)

REGULAR SEASON STATISTICS

YEAR	G	GS	MIN	FG	FGA	FT	FTA	CT	3FG	3FGA	PCT	FTM	FTA	PCT	OFF	DEF	TOT	AST	PF	DQ	STL	TO	BLK	PTS	RPG	APG	SPG	BPG	PPG	MPG
1978-79	34	33	1338	346	696	.497	---	---	---	---	---	124	146	.849	106	221	327	71	128	6	30	113	53	816	9.6	2.1	0.88	1.56	24.0	39.4
JAZZ TOTALS	34	33	1338	346	696	.497	---	---	---	---	---	124	146	.849	106	221	327	71	128	6	30	113	53	816	9.6	2.1	0.88	1.56	24.0	39.4



HORNACEK, JEFF - GUARD - #14*

Born: May 3, 1963 Ht. 6-4 Wt. 190 College: Iowa State
Acquired: By trade from Philadelphia on 2/24/94 (with Sean Green and a future 2nd-Rd. pick for Jeff Malone and a 1994 1st-Rd. pick)
Departed: Retired following the 1999-00 season *Uniform #14 retired in his honor 11/19/02

REGULAR SEASON STATISTICS

YEAR	G	GS	MIN	FG	FGA	FT	FTA	CT	OFF	DEF	TOT	AST	PF	DQ	STL	BLK	PTS	RPG	APG	SPG	BPG	PPG	MPG					
1993-94	27	9	826	147	289	.509	18	42	.429	82	92	.891	19	48	67	104	71	0	32	33	3	394	2.5	3.9	1.19	0.11	14.6	30.6
1994-95	81	81	2996	482	937	.514	89	219	.406	284	322	.882	53	157	210	347	181	1129	145	171337	2.6	4.3	1.59	0.21	16.5	37.0		
1995-96	82	59	2588	442	880	.502	104	223	.466	259	290	.893	62	147	209	340	171	1106	127	201247	2.5	4.1	1.29	0.24	15.2	31.6		
1996-97	82	82	2592	413	856	.482	72	195	.369	293	326	.899	60	181	241	361	188	1124	134	261191	2.9	4.4	1.51	0.32	14.5	31.6		
1997-98	80	80	2460	399	828	.482	56	127	.441	285	322	.885	65	205	270	349	175	1109	132	151139	3.4	4.4	1.36	0.19	14.2	30.8		
1998-99	48	48	1435	214	449	.477	34	81	.420	125	140	.893	33	127	160	192	95	0	52	82	14	587	3.3	4.0	1.08	0.29	12.2	29.9
1999-00	77	77	2133	358	728	.492	66	138	.478	171	180	.950	49	133	182	202	149	1	66	113	16	953	2.4	2.6	0.86	0.21	12.4	27.7
JAZZ TOTALS	477	436	15030	2455	4967	.494	439	1025	.428	1499	1672	.897	341	998	1339	1895	1030	5	618	766	111	6848	2.8	4.0	1.30	0.23	14.4	31.5

PLAYOFF STATISTICS

YEAR	G	GS	MIN	FG	FGA	FT	FTA	CT	OFF	DEF	TOT	AST	PF	DQ	STL	BLK	PTS	RPG	APG	SPG	BPG	PPG	MPG					
1994	16	16	558	85	179	.475	15	34	.441	62	68	.912	11	28	39	64	45	0	24	28	6	277	2.4	4.0	1.50	0.38	17.3	34.9
1995	5	5	178	26	51	.510	7	13	.538	11	14	.786	3	6	20	19	1	8	7	1	84	1.2	4.0	1.60	0.20	16.8	35.6	
1996	18	18	644	104	207	.502	34	58	.586	73	82	.890	22	43	65	60	41	1	19	27	3	383	3.6	3.3	1.06	0.17	21.3	35.8
1997	20	20	704	90	208	.433	19	53	.358	92	105	.876	22	67	89	73	53	1	21	36	4	329	4.5	3.7	1.05	0.20	16.5	35.2
1998	20	20	636	74	178	.416	14	30	.467	55	65	.846	7	43	50	64	51	1	20	32	4	245	2.5	3.2	1.00	0.20	12.3	31.8
1999	11	11	304	49	106	.462	7	18	.389	29	33	.879	9	32	41	26	34	1	11	12	0	148	3.7	2.4	1.00	0.00	13.5	27.6
2000	10	10	297	43	102	.422	9	22	.409	20	24	.833	9	21	30	33	28	0	10	15	0	133	3.0	3.3	1.00	0.00	13.3	29.7
JAZZ TOTALS	100	100	3321	471	1031	.457	105	228	.461	342	391	.875	83	237	320	340	271	5	113	157	18	1599	3.2	3.4	1.13	0.18	16.0	33.2



HOWARD, JOSH - FORWARD - #8

Born: April 28, 1980 Ht. 6-7 Wt. 210 College: Wake Forest
Acquired: Signed as a free agent on 12/15/11 Departed: Contract expired following the 2011-12 season.

REGULAR SEASON STATISTICS

YEAR	G	GS	MIN	FG	FGA	PCT	3FG	3FGA	PCT	FTM	FTA	PCT	OFF	DEF	TOT	AST	PF	DQ	STL	TO	BLK	PTS	RPG	APG	SPG	BPG	PPG	MPG
2011-12	43	18	991	144	361	.399	9	37	.243	75	97	.773	39	119	158	50	91	1	32	53	10	372	3.7	1.2	0.74	0.23	8.7	23.0
JAZZ TOTALS	43	18	991	144	361	.399	9	37	---	75	97	.773	39	119	158	50	91	1	32	53	10	372	3.7	1.2	0.74	0.23	8.7	23.0

PLAYOFF STATISTICS

YEAR	G	GS	MIN	FG	FGA	PCT	3FG	3FGA	PCT	FTM	FTA	PCT	OFF	DEF	TOT	AST	PF	DQ	STL	TO	BLK	PTS	RPG	APG	SPG	BPG	PPG	MPG
2012	4	3	63	5	17	.294	1	2	.500	4	5	.800	4	10	14	4	3	0	2	2	1	15	3.5	1.0	0.50	0.25	3.8	15.8
JAZZ TOTALS	4	3	63	5	17	.294	1	2	.500	4	5	.800	4	10	14	4	3	0	2	2	1	15	3.5	1.0	0.50	0.25	3.8	15.8




HOWARD, MO - GUARD - #14

Born: August 24, 1954 Ht. 6-2 Wt. 175 College: Maryland
Acquired: Signed as a free agent on 2/18/77 Departed: Waived on 9/30/77

REGULAR SEASON STATISTICS

YEAR	G	GS	MIN	FG	FGA	PCT	3FG	3FGA	PCT	FTM	FTA	PCT	OFF	DEF	TOT	AST	PF	DQ	STL	TO	BLK	PTS	RPG	APG	SPG	BPG	PPG	MPG
1976-77	23	4	317	56	117	.479	---	---	---	19	29	.655	15	19	34	37	44	0	16	---	6	131	1.5	1.6	0.70	0.26	5.7	13.8
JAZZ TOTALS	23	4	317	56	117	.479	---	---	---	19	29	.655	15	19	34	37	44	0	16	0	6	131	1.5	1.6	0.70	0.26	5.7	13.8



HOWARD, STEPHEN - FORWARD - #43

Born: July 15, 1970 Ht. 6-9 Wt. 250 College: DePaul
Acquired: Signed as rookie free agent on 10/9/92 Departed: Contract expired following the 1992-93 season
Re-acquired: Signed to first of consecutive 10-day contracts on 3/8/94, remainder of season on 3/28/94 Departed: Waived on 12/4/95
Re-acquired: Signed to first of consecutive 10-day contracts on 1/15/97, remainder of season on 2/4/97 Departed: Contract expired following the 1996-97 season

REGULAR SEASON STATISTICS

YEAR	G	GS	MIN	FG	FGA	FT	FTA	3FG	3FGA	CT	FTM	FTA	CT	OFF	DEF	TOT	AST	PF	DQ	STL	TO	BLK	PTS	RPG	APG	SPG	BPG	PPG	MPG
1992-93	49	0	260	35	93	.376	0	0	---	---	34	53	.642	26	34	60	10	58	0	15	23	12	104	1.2	0.2	0.31	0.24	2.1	5.3
1993-94	9	0	53	10	17	.588	0	0	---	---	11	16	.688	10	6	16	1	13	0	1	6	3	31	1.8	0.1	0.11	0.33	3.4	5.9
1996-97	42	0	349	55	96	.573	0	0	---	---	40	67	.597	25	51	76	10	55	0	11	20	10	150	1.8	0.2	0.26	0.24	3.6	8.3
JAZZ TOTALS	100	0	662	100	206	.485	0	0	---	---	85	136	.625	61	91	152	21	126	0	27	49	25	285	1.5	0.2	0.27	0.25	2.9	6.6

PLAYOFF STATISTICS

YEAR	G	GS	MIN	FG	FGA	PCT	3FG	3FGA	PCT	FTM	FTA	PCT	OFF	DEF	TOT	AST	PF	DQ	STL	TO	BLK	PTS	RPG	APG	SPG	BPG	PPG	MPG
1994	10	0	27	3	11	.273	0	0	--	8	11	.727	3	7	10	0	11	0	0	2	0	14	1.0	0.0	0.00	0.00	1.4	2.7
1997	5	0	13	3	6	.500	0	0	--	3	4	.750	0	1	1	0	2	0	1	0	0	9	0.2	0.0	0.20	0.00	1.8	2.6
JAZZ TOTALS	15	0	40	6	17	.353	0	0	--	11	15	.733	3	8	11	0	13	0	1	2	0	23	0.7	0.0	0.07	0.00	1.5	2.7




HUDSON, TROY - GUARD - #25

Born: March 13, 1976 Ht. 6-1 Wt. 170 College: Southern Illinois
Acquired: Signed as a free agent on 10/5/97 Departed: Waived on 12/27/97

REGULAR SEASON STATISTICS

YEAR	G	GS	MIN	FG	FGA	PCT	3FG	3FGA	PCT	FTM	FTA	PCT	OFF	DEF	TOT	AST	PF	DQ	STL	TO	BLK	PTS	RPG	APG	SPG	BPG	PPG	MPG
1997-98	8	0	23	6	14	.429	0	3	.000	0	0	---	1	1	2	4	1	0	2	1	0	12	0.3	0.5	0.25	0.00	1.5	2.9
JAZZ TOTALS	8	0	23	6	14	.429	0	3	.000	0	0	---	1	1	2	4	1	0	2	1	0	12	0.3	0.5	0.25	0.00	1.5	2.9



HUGHES, EDDIE - GUARD - #25


Born: May 26, 1960 Ht. 5-10 Wt. 165 College: Colorado State
Acquired: Signed as a free agent on 3/23/88 Departed: Contract expired following the 1987-88 season

REGULAR SEASON STATISTICS

YEAR	G	GS	MIN	FG	FGA	FT	FTA	3FG	3FGA	CT	FTM	FTA	CT	OFF	DEF	TOT	AST	PF	DQ	STL	TO BLK	PTS	RPG	APG	SPG	BPG	PPG	MPG
1987-88	11	0	42	5	13	.385	1	6	.167	6	6	1.000	3	1	4	8	5	0	0	6	0	17	0.4	0.7	0.00	0.00	1.5	3.8
JAZZ TOTALS	11	0	42	5	13	.385	1	6	.167	6	6	---	---	3	1	4	8	5	0	6	0	17	0.4	0.7	0.00	0.00	1.5	3.8

PLAYOFF STATISTICS

YEAR	G	GS	MIN	FG	FGA	PCT	3FG	3FGA	PCT	FTM	FTA	PCT	OFF	DEF	TOT	AST	PF	DQ	STL	TO	BLK	PTS	RPG	APG	SPG	BPG	PPG	MPG
1988	7	0	16	2	7	.286	1	3	.333	0	0	---	0	0	0	1	1	0	1	1	0	7	0.0	0.1	0.14	0.00	1.0	2.3
JAZZ TOTALS	7	0	16	2	7	.286	1	3	.333	0	0	---	0	0	0	1	1	0	1	1	0	7	0.0	0.1	0.14	0.00	1.0	2.3



HUMPHRIES, JAY - GUARD - #6


Born: October 17, 1962 Ht. 6-3 Wt. 185 College: Colorado
Acquired: By trade from Milwaukee on 6/24/92 (with Larry Krystkowiak for Blue Edwards, Eric Murdock and a 1992 1st-Rd. pick)
Departed: Traded to Boston on 2/3/95 (with 1995 2nd-Rd. pick for Blue Edwards)

REGULAR SEASON STATISTICS

YEAR	G	GS	MIN	FG	FGA	PCT	3FG	3FGA	PCT	FTM	FTA	PCT	OFF	DEF	TOT	AST	PF	DQ	STL	TO	BLK	PTS	RPG	APG	SPG	BPG	PPG	MPG	
1992-93	78	20	2034	287	659	.436	15	75	.200	101	130	.777	40	103	143	317	236	310	132	11	690	1.8	4.1	1.29	0.14	8.8	26.1		
1993-94	75	19	1619	233	535	.436	38	96	.396	57	76	.750	35	92	127	219	168	0	65	95	11	561	1.7	2.9	0.87	0.15	7.5	21.6	
1994-95	12	0	149	4	25	.160	2	3	.667	0	0	---	---	2	8	10	9	25	0	7	12	0	10	0.8	0.8	0.58	0.00	0.8	12.4
JAZZ TOTALS	165	39	3802	524	1219	.430	55	174	.316	158	206	.767	77	203	280	545	429	3	173	239	22	1261	1.7	3.3	1.05	0.13	7.6	23.0	

PLAYOFF STATISTICS

YEAR	G	GS	MIN	FG	FGA	FT	FTA	3FG	3FGA	CT	FTM	FTA	CT	OFF	DEF	TOT	AST	PF	DQ	STL	TO BLK	PTS	RPG	APG	SPG	BPG	PPG	MPG
1993	5	0	115	11	33	.333	2	8	.250	2	4	.500	5	5	10	17	8	0	3	6	3	30	2.0	3.4	0.60	0.60	6.0	23.0
1994	16	0	356	46	108	.426	7	22	.318	19	28	.679	8	29	37	39	45	0	13	16	2	132	2.3	2.4	0.81	0.13	8.3	22.3
JAZZ TOTALS	21	0	471	57	141	.404	9	30	.300	21	32	.656	13	34	47	56	53	0	16	22	5	162	2.2	2.7	0.76	0.24	7.7	22.4



HUMPHRIES, KRIS - FORWARD - #43

Born: February 5, 1985 Ht. 6-9 Wt. 235 College: Minnesota
 Acquired: Selected in 1st Round (14th overall) of 2004 NBA Draft Departed: Traded to Toronto on 6/8/06 (with Robert Whaley for Rafael Araújo)

REGULAR SEASON STATISTICS

YEAR	G	GS	MIN	FG	FGA	FT	3FG	3FGA	PCT	FTM	FIA	PCT	OFF	DEF	TOT	AST	PF	DQ	STL	TO	BLK	PTS	RPG	APG	SPG	BPG	PPG	MPG
2004-05	67	4	873	116	287	.404	2	6	.333	44	101	.436	73	124	197	43	96	0	25	52	18	278	2.9	0.6	0.37	0.27	4.1	13.0
2005-06	62	2	619	77	203	.379	0	5	.000	34	65	.523	56	101	157	30	82	0	23	31	16	188	2.5	0.5	0.37	0.26	3.0	10.0
JAZZ TOTALS	129	6	1492	193	490	.394	2	11	.182	78	166	.470	129	225	354	73	178	0	48	83	34	466	2.7	0.6	0.37	0.26	3.6	11.6



IAVARONI, MARC - FORWARD - #43

Born: September 15, 1966 Ht. 6-10 Wt. 225 College: Virginia
 Acquired: By trade from San Antonio on 2/15/86 (with Jeff Cook for Jeff Wilkins) Departed: Contract expired following the 1988-89 season

REGULAR SEASON STATISTICS

YEAR	G	GS	MIN	FG	FGA	FT	3FG	3FGA	PCT	FTM	FIA	PCT	OFF	DEF	TOT	AST	PF	DQ	STL	TO	BLK	PTS	RPG	APG	SPG	BPG	PPG	MPG
1985-86	26	2	345	36	81	.444	0	0	---	33	48	.688	21	56	77	29	54	0	10	21	3	105	3.0	1.1	0.38	0.12	4.0	13.3
1986-87	78	0	845	100	215	.465	0	4	.000	78	116	.672	64	109	173	36	154	0	16	56	11	278	2.2	0.5	0.21	0.14	3.6	10.8
1987-88	81	71	1238	143	308	.464	0	2	.000	78	99	.788	94	174	268	67	162	1	23	83	25	364	3.3	0.8	0.28	0.31	4.5	15.3
1988-89	77	50	796	72	163	.442	0	1	.000	36	44	.818	41	91	132	32	99	0	11	52	13	180	1.7	0.4	0.14	0.17	2.3	10.3
JAZZ TOTALS	262	123	3224	351	767	.458	0	7	.000	225	307	.733	220	430	650	164	469	1	60	212	52	927	2.5	0.6	0.23	0.20	3.5	12.3

PLAYOFF STATISTICS

YEAR	G	GS	MIN	FG	FGA	FT	3FG	3FGA	PCT	FTM	FTA	PCT	OFF	DEF	TOT	AST	PF	DQ	STL	TO	BLK	PTS	RPG	APG	SPG	BPG	PPG	MPG
1986	4	0	73	5	16	.313	0	0	---	3	4	.750	4	5	9	6	9	0	1	4	0	13	2.3	1.5	0.25	0.00	3.3	18.3
1987	5	0	47	4	10	.400	0	0	---	2	3	.667	8	5	13	4	7	0	0	6	3	10	2.6	0.8	0.00	0.60	2.0	9.4
1988	11	11	137	16	29	.552	0	0	---	12	14	.857	5	14	19	14	26	0	2	6	2	44	1.7	1.3	0.18	0.18	4.0	12.5
1989	1	0	1	0	1	.000	0	1	.000	0	0	---	0	0	0	0	1	0	0	0	0	0	0.0	0.0	0.00	0.00	0.0	1.0
JAZZ TOTALS	21	11	258	25	56	.446	0	1	.000	17	21	.810	17	24	41	24	43	0	3	16	5	67	2.0	1.1	0.14	0.24	3.2	12.3



INGLES, JOE - FORWARD - #2

Born: October 2, 1987 Ht. 6-8 Wt. 216 From: Australia
 Acquired: Claimed off waivers (from L.A. Clippers) on 10/27/14

REGULAR SEASON STATISTICS

YEAR	G	GS	MIN	FG	FGA	FT	3FG	3FGA	PCT	FTM	FIA	PCT	OFF	DEF	TOT	AST	PF	DQ	STL	TO	BLK	PTS	RPG	APG	SPG	BPG	PPG	MPG
2014-15	79	32	1673	147	354	.415	72	202	.356	30	40	.750	22	153	175	182	124	1	72	98	10	396	2.2	2.3	0.91	0.13	5.0	21.2
JAZZ TOTALS	79	32	1673	147	354	.415	72	202	.356	30	40	.750	22	153	175	182	124	1	72	98	10	396	2.2	2.3	0.91	0.13	5.0	21.2



JACKSON, MARK - GUARD - #13

Born: April 1, 1965 Ht. 6-3 Wt. 195 College: St. John's
 Acquired: Signed as a free agent on 10/2/02 Departed: Contract expired following the 2002-03 season

REGULAR SEASON STATISTICS

YEAR	G	GS	MIN	FG	FGA	FT	3FG	3FGA	PCT	FTM	FIA	PCT	OFF	DEF	TOT	AST	PF	DQ	STL	TO	BLK	PTS	RPG	APG	SPG	BPG	PPG	MPG
2002-03	82	0	1467	147	369	.398	27	95	.284	61	80	.763	34	142	176	375	90	0	48	152	3	382	2.1	4.6	0.59	0.04	4.7	17.9
JAZZ TOTALS	82	0	1467	147	369	.398	27	95	.284	61	80	---	34	142	176	375	90	0	48	152	3	382	2.1	4.6	0.59	0.04	4.7	17.9

PLAYOFF STATISTICS

YEAR	G	GS	MIN	FG	FGA	FT	3FG	3FGA	PCT	FTM	FIA	PCT	OFF	DEF	TOT	AST	PF	DQ	STL	TO	BLK	PTS	RPG	APG	SPG	BPG	PPG	MPG
2003	5	0	83	15	30	.500	5	9	.556	1	11	.000	2	3	5	16	11	0	3	4	0	36	1.0	3.2	0.60	0.00	7.2	16.6
JAZZ TOTALS	5	0	83	15	30	.500	5	9	.556	1	1	---	2	3	5	16	11	0	3	4	0	36	1.0	3.2	0.60	0.00	7.2	16.6




JAMERSON, DAVE - GUARD - #22

Born: August 13, 1967 Ht. 6-5 Wt. 190 College: Ohio University
 Acquired: Signed as a free agent on 11/13/93 Departed: Waived on 11/26/93

REGULAR SEASON STATISTICS

YEAR	G	GS	MIN	FG	FGA	FT	3FG	3FGA	PCT	FTM	FIA	PCT	OFF	DEF	TOT	AST	PF	DQ	STL	TO	BLK	PTS	RPG	APG	SPG	BPG	PPG	MPG
1993-94	1	0	4	0	2	.000	0	---	1	1	11.000	0	1	1	0	0	0	0	0	0	0	1	1.0	0.0	0.00	0.00	1.0	4.0
JAZZ TOTALS	1	0	4	0	2	.000	0	---	1	1	1.000	0	1	1	0	0	0	0	0	0	0	1	1.0	0.0	0.00	0.00	1.0	4.0



JAMES, AARON - FORWARD - #23

Born: October 5, 1952 Ht. 6-8 Wt. 210 College: Grambling
Acquired: Selected in 2nd round (28th overall) of 1974 NBA Draft Departed: Contract expired following the 1978-79 season

REGULAR SEASON STATISTICS

YEAR	G	GS	MIN	FG	FGA	PCT	3FG	3FGA	PCT	FTM	FTA	PCT	OFF	DEF	TOT	AST	PF	DQ	STL	TO	BLK	PTS	RPG	APG	SPG	BPG	PPG	MPG
1974-75	76		11:731	370	776	.477	---	---	---	147	189	.778	140	226	366	66	217	4	41	---	15	887	4.8	0.9	0.54	0.20	11.7	22.8
1975-76	75		7:1346	262	594	.441	---	---	---	153	204	.750	93	156	249	59	172	1	33	---	6	677	3.3	0.8	0.44	0.08	9.0	17.9
1976-77	52		37:1059	238	486	.490	---	---	---	89	114	.781	56	130	186	55	127	1	20	---	5	565	3.6	1.1	0.38	0.10	10.9	20.4
1977-78	80		61:2118	428	861	.497	---	---	---	117	157	.745	163	258	421	112	254	5	36	130	22	973	5.3	1.4	0.45	0.28	12.2	26.5
1978-79	73		19:1417	311	630	.494	---	---	---	105	140	.750	97	151	248	78	202	1	28	111	21	727	3.4	1.1	0.38	0.29	10.0	19.4
JAZZ TOTALS	356		135	7671	1609	3347	.481	---	---	611	804	.760	549	921	1470	370	972	12	158	241	69	3829	4.1	1.0	0.44	0.19	10.8	21.5



JAMES, HENRY - FORWARD - #22

Born: July 29, 1965 Ht. 6-8 Wt. 220 College: St. Mary's (TX)
Acquired: Signed to 10-day contract on 4/4/93 Departed: 10-day contract expired on 4/14/93

REGULAR SEASON STATISTICS

YEAR	G	GS	MIN	FG	FGA	PCT	3FG	3FGA	PCT	FTM	FTA	PCT	OFF	DEF	TOT	AST	PF	DQ	STL	TO	BLK	PTS	RPG	APG	SPG	BPG	PPG	MPG
1992-93	2	0	9	1	6	.167	0	3	.000	5	6	.833	1	0	1	0	0	0	0	0	0	7	0.5	0.0	0.00	0.00	3.5	4.5
JAZZ TOTALS	2	0	9	1	6	.167	0	3	.000	5	6	.833	1	0	1	0	0	0	0	0	0	7	0.5	0.0	0.00	0.00	3.5	4.5



JEFFERS, OTHYUS - GUARD/FORWARD - #6

Born: August 15, 1985 Ht. 6-5 Wt. 210 College: Robert Morris University (IL)
Acquired: Signed to first of consecutive 10-day contracts on 3/4/10; for remainder of season on 3/24/10 Departed: Waived on 10/21/10

REGULAR SEASON STATISTICS

YEAR	G	GS	MIN	FG	FGA	PCT	3FG	3FGA	PCT	FTM	FTA	PCT	OFF	DEF	TOT	AST	PF	DQ	STL	TO	BLK	PTS	RPG	APG	SPG	BPG	PPG	MPG
2009-10	14	0	73	12	29	.414	0	0	---	13	19	.684	8	11	19	1	10	0	4	6	0	37	1.4	0.1	0.29	0.00	2.6	5.2
JAZZ TOTALS	14	0	73	12	29	.414	0	0	---	13	19	.684	8	11	19	1	10	0	4	6	0	37	1.4	0.1	0.29	0.00	2.6	5.2

PLAYOFF STATISTICS

YEAR	G	GS	MIN	FG	FGA	PCT	3FG	3FGA	PCT	FTM	FTA	PCT	OFF	DEF	TOT	AST	PF	DQ	STL	TO	BLK	PTS	RPG	APG	SPG	BPG	PPG	MPG
2010	6	0	10	1	6	.167	0	0	---	0	1	.000	1	0	1	0	0	0	0	1	0	2	0.2	0.0	0.00	0.00	0.3	1.7
JAZZ TOTALS	6	0	10	1	6	.167	0	0	---	0	1	.000	1	0	1	0	0	0	0	1	0	2	0.2	0.0	0.00	0.00	0.3	1.7



JEFFERSON, AL - CENTER - #25

Born: January 4, 1985 Ht. 6-10 Wt. 265 From: Prentiss H.S. (MS)
Acquired: By trade from Minnesota on 7/13/10 (for Kosta Koufos and two future 1st-Rd. picks) Departed: Contract expired following the 2012-13 season

REGULAR SEASON STATISTICS

YEAR	G	GS	MIN	FG	FGA	PCT	3FG	3FGA	PCT	FTM	FTA	PCT	OFF	DEF	TOT	AST	PF	DQ	STL	TO	BLK	PTS	RPG	APG	SPG	BPG	PPG	MPG
2010-11	82		82:2940	654	1319	.496	0	0	--	220	289	.761	235	559	794	149	238	3	46	105	153	1528	9.7	1.8	0.56	1.87	18.6	35.9
2011-12	61		61:2075	516	1048	.492	1	4	.250	137	177	.774	133	452	585	134	155	2	47	62	101	1170	9.6	2.2	0.77	1.66	19.2	34.0
2012-13	78		78:2578	611	1236	.494	2	17	.118	167	217	.770	156	564	720	164	170	0	80	105	891	1391	9.2	2.1	1.03	1.14	17.8	33.1
JAZZ TOTALS	221		221:7593	1781	3603	.494	3	21	.143	524	683	.767	524	1575	2099	447	563	5	173	272	343	4089	9.5	2.0	0.78	1.55	18.5	34.4

PLAYOFF STATISTICS

YEAR	G	GS	MIN	FG	FGA	PCT	3FG	3FGA	PCT	FTM	FTA	PCT	OFF	DEF	TOT	AST	PF	DQ	STL	TO	BLK	PTS	RPG	APG	SPG	BPG	PPG	MPG
2012	4	4	141	36	68	.529	0	1	.000	1	4	.250	7	27	34	10	10	0	5	5	3	73	8.5	2.5	1.25	0.75	18.3	35.3
JAZZ TOTALS	4	4	141	36	68	.529	0	1	.000	1	4	.250	7	27	34	10	10	0	5	5	3	73	8.5	2.5	1.25	0.75	18.3	35.3



JEFFERSON, RICHARD - FORWARD - #24

Born: June 21, 1980 Ht. 6-7 Wt. 234 College: Arizona
Acquired: By trade from Golden State as part of a three-team trade (with Denver) on 7/10/13 Departed: Contract expired following the 2013-14 season

REGULAR SEASON STATISTICS

YEAR	G	GS	MIN	FG	FGA	PCT	3FG	3FGA	PCT	FTM	FTA	PCT	OFF	DEF	TOT	AST	PF	DQ	STL	TO	BLK	PTS	RPG	APG	SPG	BPG	PPG	MPG
2013-14	82	78	2213	294	654	.450	123	301	.409	120	162	.741	18	201	219	130	168	0	56	94	14	831	2.7	1.6	0.68	0.17	10.1	27.0
JAZZ TOTALS	82	78	2213	294	654	.450	123	301	.409	120	162	.741	18	201	219	130	168	0	56	94	14	831	2.7	1.6	0.68	0.17	10.1	27.0




JERRETT, GRANT - FORWARD - #17

Born: July 8, 1993 Ht. 6-10 Wt. 232 College: Arizona

Acquired: By trade from Oklahoma City as part of a three-team, eight-player trade (with Detroit) on 2/19/15

REGULAR SEASON STATISTICS

YEAR	G	GS	MIN	FG	FGA	PCT	3FG	3FGA	PCT	FTM	FTA	PCT	OFF	DEF	TOT	AST	PF	DQ	STL	TO	BLK	PTS	RPG	APG	SPG	BPG	PPG	MPG
2014-15	3	0	26	4	9	.444	0	2	.000	1	1	1.000	1	4	5	2	4	0	2	1	0	9	1.7	0.7	0.67	0.00	3.0	8.7
JAZZ TOTALS	3	0	26	4	9	.444	0	2	.000	1	1	1.000	1	4	5	2	4	0	2	1	0	9	1.7	0.7	0.67	0.00	3.0	8.7



JOHNSON, CHRIS - GUARD - #23

Born: April 29, 1990 Ht. 6-6 Wt. 201 College: Dayton

Acquired: Signed to a 10-day contract on 1/28/15 Departed: 10-day contract expired on 2/7/15

Re-acquired: Signed as a free agent to a multi-year contract on 3/26/15

REGULAR SEASON STATISTICS

YEAR	G	GS	MIN	FG	FGA	PCT	3FG	3FGA	PCT	FTM	FTA	PCT	OFF	DEF	TOT	AST	PF	DQ	STL	TO	BLK	PTS	RPG	APG	SPG	BPG	PPG	MPG
2014-15	12	0	211	31	64	.484	13	38	.342	6	6	1.000	3	15	18	7	18	0	12	6	0	81	1.5	0.6	1.00	0.00	6.8	17.6
JAZZ TOTALS	12	0	211	31	64	.484	13	38	.342	6	6	1.000	3	15	18	7	18	0	12	6	0	81	1.5	0.6	1.00	0.00	6.8	17.6



JOHNSON, ERIC - GUARD - #15

Born: February 7, 1966 Ht. 6-2 Wt. 205 College: Nebraska

Acquired: Signed as a free agent on 8/3/89 Departed: Waived on 12/4/90

REGULAR SEASON STATISTICS

YEAR	G	GS	MIN	FG	FGA	PCT	3FG	3FGA	PCT	FTM	FTA	PCT	OFF	DEF	TOT	AST	PF	DQ	STL	TO	BLK	PTS	RPG	APG	SPG	BPG	PPG	MPG
1989-90	48	2	272	20	84	.238	1	6	.167	13	17	.765	8	20	28	64	49	1	17	26	2	54	0.6	1.3	0.35	0.04	1.1	5.7
JAZZ TOTALS	48	2	272	20	84	.238	1	6	.167	13	17	.765	8	20	28	64	49	1	17	26	2	54	0.6	1.3	0.35	0.04	1.1	5.7

PLAYOFF STATISTICS

YEAR	G	GS	MIN	FG	FGA	PCT	3FG	3FGA	PCT	FTM	FTA	PCT	OFF	DEF	TOT	AST	PF	DQ	STL	TO	BLK	PTS	RPG	APG	SPG	BPG	PPG	MPG
1990	1	0	3	0	0	---	0	0	---	0	0	---	0	0	0	0	0	0	0	0	0	0	0.0	0.0	0.00	0.00	0.0	3.0
JAZZ TOTALS	1	0	3	0	0	---	0	0	---	0	0	---	0	0	0	0	0	0	0	0	0	0	0.0	0.0	0.00	0.00	0.0	3.0



JOHNSON, OLLIE - FORWARD - #35

Born: May 11, 1949 Ht. 6-6 Wt. 200 College: Temple

Acquired: Selected in Expansion Draft on 5/20/74 (from Portland) Departed: Traded to Kansas City-Omaha on 2/1/75 (with Rick Adelman for Nate Williams)

REGULAR SEASON STATISTICS

YEAR	G	GS	MIN	FG	FGA	PCT	3FG	3FGA	PCT	FTM	FTA	PCT	OFF	DEF	TOT	AST	PF	DQ	STL	TO	BLK	PTS	RPG	APG	SPG	BPG	PPG	MPG
1974-75	43	25	1159	139	299	.465	---	---	---	62	77	.805	60	117	177	80	103	1	42	---	20	340	4.1	1.9	0.98	0.47	7.9	27.0
JAZZ TOTALS	43	25	1159	139	299	.465	---	---	---	62	77	.805	60	117	177	80	103	1	42	---	20	340	4.1	1.9	0.98	0.47	7.9	27.0




JOHNSTON, NATE - FORWARD - #33

Born: December 18, 1966 Ht. 6-8 Wt. 210 College: Tampa

Acquired: Signed as a free agent on 11/10/89 Departed: Waived on 12/15/89

REGULAR SEASON STATISTICS

YEAR	G	GS	MIN	FG	FGA	PCT	3FG	3FGA	PCT	FTM	FTA	PCT	OFF	DEF	TOT	AST	PF	DQ	STL	TO	BLK	PTS	RPG	APG	SPG	BPG	PPG	MPG
1989-90	7	0	23	4	11	.364	1	11	.000	2	21	.000	2	0	2	0	0	0	0	1	1	11	0.3	0.0	0.00	0.14	1.6	3.3
JAZZ TOTALS	7	0	23	4	11	.364	1	11	.000	2	21	.000	2	0	2	0	0	0	0	1	1	11	0.3	0.0	0.00	0.14	1.6	3.3



JUDKINS, JEFF - FORWARD - #5

Born: March 23, 1956 Ht. 6-6 Wt. 185 College: Utah

Acquired: Signed as a free agent on 7/29/80 Departed: Traded to Detroit on 10/1/81 (for a 1982 3rd-Rd. pick and future considerations)

REGULAR SEASON STATISTICS

YEAR	G	GS	MIN	FG	FGA	PCT	3FG	3FGA	PCT	FTM	FTA	PCT	OFF	DEF	TOT	AST	PF	DQ	STL	TO	BLK	PTS	RPG	APG	SPG	BPG	PPG	MPG
1980-81	62	1	666	92	216	.426	9	28	.321	45	51	.882	29	64	93	59	84	0	16	30	2	238	1.5	1.0	0.26	0.03	3.8	10.7
JAZZ TOTALS	62	1	666	92	216	.426	9	28	.321	45	51	.882	29	64	93	59	84	0	16	30	2	238	1.5	1.0	0.26	0.03	3.8	10.7

ALL-TIME JAZZ PLAYERS



KANTER, ENES - CENTER/FORWARD - #0

Born: May 20, 1992 Ht: 6-11 Wt: 267 College: Kentucky From: Turkey
Acquired: Selected in 1st round (3rd overall) of 2011 NBA Draft Departed: Traded to Oklahoma City on 2/19/15 as part of 8-player, 3-team trade (with Detroit)

REGULAR SEASON STATISTICS

YEAR	G	GS	MIN	FG	FGA	FT	3FG	3FGA	CT	FTM	FTA	CT	OFF	DEF	TOT	AST	PF	DQ	STL	TO	BLK	PTS	RPG	APG	SPG	BPG	PPG	MPG
2011-12	66	0	874	117	236	496	0	1	1,000	70	105	.667	107	171	278	8	87	0	18	54	23	304	4.2	0.1	0.27	0.35	4.6	13.2
2012-13	70	2	1078	206	379	544	1	11	11,000	93	117	.795	135	169	304	31	116	0	28	101	32	506	4.3	0.4	0.40	0.46	7.2	15.4
2013-14	80	37	2138	419	853	491	0	1	1,000	149	204	.730	222	376	598	75	230	1	28	144	42	987	7.5	0.9	0.35	0.53	12.3	26.7
2014-15	49	48	1326	286	582	491	13	41	.317	93	118	.788	147	237	384	26	114	2	23	93	16	678	7.8	0.5	0.47	0.33	13.8	27.1
JAZZ TOTALS	265	87	5416	1028	2050	.501	14	44	.318	405	544	.744	611	953	1564	140	547	3	97	392	113	2475	5.9	0.5	0.37	0.43	9.3	20.4

PLAYOFF STATISTICS

YEAR	G	GS	MIN	FG	FGA	FT	3FG	3FGA	CT	FTM	FTA	CT	OFF	DEF	TOT	AST	PF	DQ	STL	TO	BLK	PTS	RPG	APG	SPG	BPG	PPG	MPG
2012	4	0	43	7	16	.438	0	0	---	0	1	.000	8	8	16	1	7	0	0	4	4	14	4.0	0.3	0.00	1.00	3.5	10.8
JAZZ TOTALS	4	0	43	7	16	.438	0	0	---	0	1	.000	8	8	16	1	7	0	0	4	4	14	4.0	0.3	0.00	1.00	3.5	10.8



KEEFE, ADAM - FORWARD - #31

Born: February 22, 1970 Ht: 6-9 Wt: 230 College: Stanford
Acquired: By trade from Atlanta on 9/16/94 (for Tyrone Corbin and a 1995 2nd-Rd. pick) Departed: Traded to Golden State as part of a four-team deal on 8/16/00

REGULAR SEASON STATISTICS

YEAR	G	GS	MIN	FG	FGA	FT	3FG	3FGA	CT	FTM	FTA	CT	OFF	DEF	TOT	AST	PF	DQ	STL	TO	BLK	PTS	RPG	APG	SPG	BPG	PPG	MPG
1994-95	75	0	1270	172	298	.577	0	0	---	117	173	.676	135	192	327	30	141	0	36	62	25	461	4.4	0.4	0.48	0.33	6.1	16.9
1995-96	82	0	1708	180	346	.520	0	4	0,000	139	201	.692	176	279	455	64	174	0	51	88	41	499	5.5	0.8	0.62	0.50	6.1	20.8
1996-97	62	0	915	82	160	.513	0	1	1,000	71	103	.689	75	141	216	32	97	0	30	45	13	235	3.5	0.5	0.48	0.21	3.8	14.8
1997-98	80	75	2047	229	424	.540	0	0	---	162	200	.810	179	259	438	89	172	0	52	71	24	620	5.5	1.1	0.65	0.30	7.8	25.6
1998-99	44	0	642	56	124	.452	0	4	0,000	62	89	.697	51	91	142	28	63	0	16	33	12	174	3.2	0.6	0.36	0.27	4.0	14.6
1999-00	62	3	604	53	130	.408	0	1	1,000	29	36	.806	45	91	136	34	90	0	17	46	13	135	2.2	0.5	0.27	0.21	2.2	9.7
JAZZ TOTALS	405	78	7186	772	1482	.521	0	10	.000	580	802	.723	661	1053	1714	277	737	0	202	345	128	2124	4.2	0.7	0.50	0.32	5.2	17.7

PLAYOFF STATISTICS

YEAR	G	GS	MIN	FG	FGA	FT	3FG	3FGA	CT	FTM	FTA	CT	OFF	DEF	TOT	AST	PF	DQ	STL	TO	BLK	PTS	RPG	APG	SPG	BPG	PPG	MPG
1995	4	0	69	7	12	.583	0	0	---	4	6	.667	8	9	17	2	4	0	5	0	1	18	4.3	0.5	1.25	0.25	4.5	17.3
1996	17	0	178	23	34	.676	1	2	.500	11	17	.647	9	24	33	2	23	0	3	8	1	60	1.9	0.1	0.18	0.06	3.5	10.5
1997	8	0	59	2	6	.333	0	0	---	4	6	.667	3	13	16	2	5	0	2	2	1	8	2.0	0.3	0.25	0.13	1.0	7.4
1998	15	10	154	10	29	.345	0	0	---	11	17	.647	13	21	34	2	18	0	4	3	2	31	2.3	0.1	0.27	0.13	2.1	10.3
1999	10	0	101	18	30	.600	0	0	---	5	51	.000	7	17	24	3	17	0	4	8	3	41	2.4	0.3	0.40	0.30	4.1	10.1
JAZZ TOTALS	54	10	561	60	111	.541	1	2	.500	35	51	.686	40	84	124	11	67	0	18	21	8	158	2.3	0.2	0.33	0.15	2.9	10.4



KELLEY, RICH - CENTER - #44 (1982-85) / #53 (1975-79)

Acquired: Selected in 1st round (7th overall) of 1975 NBA Draft Departed: Traded to New Jersey on 10/2/79 (for Jim Boyland, John Gianelli and Bernard King)
Re-acquired: By trade from Denver on 2/7/83 (for Danny Schayes) Departed: Signed as a veteran free agent with Sacramento on 9/17/85 (Jazz received cash as compensation)

REGULAR SEASON STATISTICS

YEAR	G	GS	MIN	FG	FGA	FT	3FG	3FGA	CT	FTM	FTA	CT	OFF	DEF	TOT	AST	PF	DQ	STL	TO	BLK	PTS	RPG	APG	SPG	BPG	PPG	MPG
1975-76	75	5	1346	184	379	.485	---	---	---	159	205	.776	193	335	528	155	209	5	52	---	60	527	7.0	2.1	0.69	0.80	7.0	17.9
1976-77	76	40	1505	184	386	.477	---	---	---	156	197	.792	210	377	587	208	244	7	45	---	63	524	7.7	2.7	0.59	0.83	6.9	19.8
1977-78	82	77	2119	304	602	.505	---	---	---	225	289	.779	249	510	759	233	293	6	89	225	129	833	9.3	2.8	1.09	1.57	10.2	25.8
1978-79	80	80	2705	440	870	.506	---	---	---	373	458	.814	303	426	729	285	309	8	126	288	166	1253	12.8	3.6	1.58	2.08	15.7	33.8
1982-83	32	23	780	71	152	.467	0	0	---	87	105	.829	70	162	232	79	106	1	33	65	21	229	7.3	2.5	1.03	0.66	7.2	24.4
1983-84	75	30	1674	132	264	.500	0	0	---	124	162	.765	140	350	490	157	273	6	55	148	29	388	6.5	2.1	0.73	0.39	5.2	22.3
1984-85	77	34	1276	103	216	.477	0	2	0,000	84	112	.750	118	232	350	120	227	5	42	124	30	290	4.5	1.6	0.55	0.39	3.8	16.6
JAZZ TOTALS	497	289	11405	1418	2869	.494	0	2	.000	1208	1528	.791	1283	2689	3972	1237	1661	38	442	850	498	4044	8.0	2.5	0.89	1.00	8.1	22.9

PLAYOFF STATISTICS

YEAR	G	GS	MIN	FG	FGA	FT	3FG	3FGA	CT	FTM	FTA	CT	OFF	DEF	TOT	AST	PF	DQ	STL	TO	BLK	PTS	RPG	APG	SPG	BPG	PPG	MPG
1984	11	0	201	15	27	.556	0	0	---	25	29	.862	19	39	58	22	42	1	9	17	6	55	5.3	2.0	0.82	0.55	5.0	18.3
1985	10	5	74	18	38	.474	0	0	---	13	15	.867	25	32	57	14	32	1	7	14	5	49	5.7	1.4	0.70	0.50	4.9	7.4
JAZZ TOTALS	21	5	275	33	65	.508	0	0	---	38	44	.864	44	71	115	36	74	2	16	31	11	104	5.5	1.7	0.76	0.52	5.0	13.1

ALL-TIME JAZZ PLAYERS



KILPATRICK, CARL - CENTER - #51

Born: May 16, 1956 Ht. 6-10 Wt. 230 College: Louisiana-Monroe
Acquired: Selected in 8th round (158th overall) of 1978 NBA Draft Departed: Contract expired following the 1979-80 season

REGULAR SEASON STATISTICS

YEAR	G	GS	MIN	FG	FGA	PCT	3FG	3FGA	PCT	FTM	FTA	PCT	OFF	DEF	TOT	AST	PF	DQ	STL	TO	BLK	PTS	RPG	APG	SPG	BPG	PPG	MPG
1979-80	2	0	6	1	2	.500	0	0	---	1	2	.500	1	3	4	0	1	0	0	0	0	3	2.0	0.0	0.00	0.00	1.5	3.0
JAZZ TOTALS	2	0	6	1	2	.500	0	0	---	1	2	.500	1	3	4	0	1	0	0	0	0	3	2.0	0.0	0.00	0.00	1.5	3.0




KIMBALL, TOBY - FORWARD - #7

Born: September 7, 1942 Ht. 6-8 Wt. 220 College: Connecticut
Acquired: Selected in Expansion Draft on 5/20/74 (from Philadelphia) Departed: Contract expired following 1974-75 season

REGULAR SEASON STATISTICS

YEAR	G	GS	MIN	FG	FGA	PCT	3FG	3FGA	PCT	FTM	FTA	PCT	OFF	DEF	TOT	AST	PF	DQ	STL	TO	BLK	PTS	RPG	APG	SPG	BPG	PPG	MPG
1974-75	3	2	90	7	23	.304	---	---	---	6	7	.857	8	18	26	4	12	0	2	---	0	20	8.7	1.3	0.37	0.00	6.7	30.0
JAZZ TOTALS	3	2	90	7	23	.304	---	---	---	6	7	.857	8	18	26	4	12	0	2	---	0	20	8.7	1.3	0.37	0.00	6.7	30.0



KING, BERNARD - FORWARD - #22

Born: December 4, 1956 Ht. 6-7 Wt. 205 College: Tennessee
Acquired: By trade from New Jersey on 10/2/79 (with John Givanni, Jim Boyland for Rich Kelley)
Departed: Traded to Golden State on 9/11/80 (for Wayne Cooper and a 1981 2nd-Rd. pick)

REGULAR SEASON STATISTICS

YEAR	G	GS	MIN	FG	FGA	PCT	3FG	3FGA	PCT	FTM	FTA	PCT	OFF	DEF	TOT	AST	PF	DQ	STL	TO	BLK	PTS	RPG	APG	SPG	BPG	PPG	MPG
1979-80	19	10	419	71	137	.518	0	0	---	34	63	.540	24	64	88	52	66	3	7	50	4	176	4.6	2.7	0.37	0.21	9.3	22.1
JAZZ TOTALS	19	10	419	71	137	.518	0	0	---	34	63	.540	24	64	88	52	66	3	7	50	4	176	4.6	2.7	0.37	0.21	9.3	22.1



KING, CHRIS - FORWARD - #33

Born: July 24, 1969 Ht. 6-8 Wt. 215 College: Wake Forest
Acquired: Signed as a free agent on 1/21/99 Departed: Waived on 3/2/99

REGULAR SEASON STATISTICS

YEAR	G	GS	MIN	FG	FGA	PCT	3FG	3FGA	PCT	FTM	FTA	PCT	OFF	DEF	TOT	AST	PF	DQ	STL	TO	BLK	PTS	RPG	APG	SPG	BPG	PPG	MPG
1998-99	8	0	42	2	7	.286	0	0	---	0	4	.000	1	10	11	1	8	0	2	4	1	4	1.4	0.1	0.25	0.13	0.5	5.3
JAZZ TOTALS	8	0	42	2	7	.286	0	0	---	0	4	.000	1	10	11	1	8	0	2	4	1	4	1.4	0.1	0.25	0.13	0.5	5.3



KIRILENKO, ANDREI - FORWARD - #47

Born: February 18, 1981 Ht. 6-9 Wt. 225 From: Russia
Acquired: Selected in 1st round (24th overall) of 1999 NBA Draft Departed: Contract expired following 2010-11 season

REGULAR SEASON STATISTICS

YEAR	G	GS	MIN	FG	FGA	PCT	3FG	3FGA	PCT	FTM	FTA	PCT	OFF	DEF	TOT	AST	PF	DQ	STL	TO	BLK	PTS	RPG	APG	SPG	BPG	PPG	MPG
2001-02	82	40	2151	285	633	.450	25	100	.250	285	371	.768	149	253	402	94	156	2	116	108	159	880	4.9	1.1	1.41	1.94	10.7	26.2
2002-03	80	11	2213	315	642	.491	37	114	.325	296	370	.800	147	273	420	138	185	0	118	136	175	963	5.3	1.7	1.48	2.19	12.0	27.7
2003-04	78	78	2895	412	931	.443	68	201	.338	392	496	.790	226	403	629	244	174	0	150	215	215	1284	8.1	3.1	1.92	2.76	16.5	37.1
2004-05	41	37	1349	207	420	.493	23	77	.299	203	259	.784	89	166	255	132	101	1	67	90	136	640	6.2	3.2	1.63	3.32	15.6	32.9
2005-06	69	63	2604	336	730	.460	36	117	.308	346	495	.699	161	391	552	299	162	0	102	203	220	1054	8.0	4.3	1.48	3.19	15.3	37.7
2006-07	70	70	2049	197	418	.471	16	75	.213	174	239	.728	88	241	329	202	172	2	74	135	144	584	4.7	2.9	1.06	2.06	8.3	29.3
2007-08	72	72	2217	275	544	.506	44	116	.379	198	257	.770	121	218	339	285	165	0	86	140	109	792	4.7	4.0	1.19	1.51	11.0	30.8
2008-09	67	10	1831	256	570	.449	20	73	.274	244	311	.785	84	235	319	175	127	1	83	121	77	776	4.8	2.6	1.24	1.15	11.6	27.3
2009-10	58	35	1681	244	482	.506	26	89	.292	174	234	.744	76	188	264	158	102	0	83	79	71	688	4.6	2.7	1.43	1.22	11.9	29.0
2010-11	64	62	1999	253	542	.467	36	98	.367	208	270	.770	100	227	327	192	113	1	81	117	74	750	5.1	3.0	1.27	1.16	11.7	31.2
JAZZ TOTALS	681	478	20989	2780	5912	.470	331	1060	.312	2520	3302	.763	1241	2595	3836	1919	1457	7	960	1344	1380	8411	5.6	2.8	1.41	2.03	12.4	30.8

PLAYOFF STATISTICS

YEAR	G	GS	MIN	FG	FGA	PCT	3FG	3FGA	PCT	FTM	FTA	PCT	OFF	DEF	TOT	AST	PF	DQ	STL	TO	BLK	PTS	RPG	APG	SPG	BPG	PPG	MPG
2002	4	4	122	11	28	.393	0	4	.000	13	16	.813	4	11	15	4	10	0	7	6	10	35	3.8	1.0	1.75	2.50	8.8	30.5
2003	5	0	145	18	43	.419	1	7	.143	21	24	.875	8	16	24	7	6	0	3	6	10	58	4.8	1.4	0.60	2.00	11.6	29.0
2007	17	17	527	55	123	.447	3	9	.333	51	65	.785	28	61	89	44	52	1	15	35	40	164	5.2	2.6	0.88	2.35	9.6	31.0
2008	12	12	387	51	114	.447	5	22	.227	25	35	.714	15	26	41	30	46	4	18	18	20	132	3.4	2.5	1.50	1.67	11.0	32.3
2009	5	3	136	22	47	.468	1	5	.200	10	14	.714	7	7	14	10	6	0	11	5	3	55	2.8	2.0	2.20	0.60	11.0	27.2
2010	2	0	30	5	10	.500	0	1	.000	1	11	.000	3	6	9	0	2	0	1	1	1	11	3.0	0.0	0.50	0.50	5.5	15.0
JAZZ TOTALS	45	36	1347	162	365	.444	10	48	.208	121	155	.781	65	124	189	95	122	5	55	70	84	455	4.2	2.1	1.22	1.87	10.1	29.9



KNIGHT, BREVIN - GUARD - #2

Born: November 8, 1975 Ht. 5-10 Wt. 166 College: Stanford
Acquired: By trade from L.A. Clippers on 7/23/08 (for Jason Hart) Departed: Contract expired following 2008-09 season

REGULAR SEASON STATISTICS

YEAR	G	GS	MIN	FG	FGA	FT	FTA	3FG	3FGA	PCT	FTM	FTA	PCT	OFF	DEF	TOT	AST	PF	DQ	STL	TO	BLK	PTS	RPG	APG	SPG	BPG	PPG	MPG
2008-09	74	0	938	66	189	349	0	6	0.00	48	64	.750	13	75	88	190	98	1	68	66	4	180	1.2	2.6	0.92	0.05	2.4	12.7	
JAZZ TOTALS	74	0	938	66	189	349	0	6	0.00	48	64	.750	13	75	88	190	98	1	68	66	4	180	1.2	2.6	0.92	0.05	2.4	12.7	

PLAYOFF STATISTICS

YEAR	G	GS	MIN	FG	FGA	PCT	3FG	3FGA	PCT	FTM	FTA	PCT	OFF	DEF	TOT	AST	PF	DQ	STL	TO	BLK	PTS	RPG	APG	SPG	BPG	PPG	MPG
2009	5	0	17	0	3	.000	0	0	---	0	0	---	0	1	1	3	4	0	1	3	0	0	0.2	0.6	0.20	0.00	0.0	3.4
JAZZ TOTALS	5	0	17	0	3	---	0	0	---	0	0	---	0	1	1	3	4	0	1	3	0	0	0.2	0.6	0.20	0.00	0.0	3.4



KOFOED, BART - GUARD - #11

Born: March 24, 1964 Ht. 6-4 Wt. 210 College: Nebraska-Kearney
Acquired: Selected in 5th round (107th overall) of 1987 NBA Draft Departed: Waived on 1/4/89

REGULAR SEASON STATISTICS

YEAR	G	GS	MIN	FG	FGA	FT	FTA	3FG	3FGA	PCT	FTM	FTA	PCT	OFF	DEF	TOT	AST	PF	DQ	STL	TO	BLK	PTS	RPG	APG	SPG	BPG	PPG	MPG
1987-88	36	0	225	18	48	.375	2	7	.286	8	13	.615	4	11	15	23	42	0	6	18	1	46	0.4	0.6	0.17	0.03	1.3	6.3	
1988-89	19	0	176	12	33	.364	0	1	0.000	6	11	.545	4	7	11	20	22	0	9	13	0	30	0.6	1.1	0.47	0.00	1.6	9.3	
JAZZ TOTALS	55	0	401	30	81	.370	2	8	.250	14	24	.583	8	18	26	43	64	0	15	31	1	76	0.5	0.8	0.27	0.02	1.4	7.3	

PLAYOFF STATISTICS

YEAR	G	GS	MIN	FG	FGA	PCT	3FG	3FGA	PCT	FTM	FTA	PCT	OFF	DEF	TOT	AST	PF	DQ	STL	TO	BLK	PTS	RPG	APG	SPG	BPG	PPG	MPG
1988	10	0	109	9	23	.391	1	5	.200	2	21	0.00	3	11	14	11	18	0	1	9	0	23	1.4	1.1	0.10	0.00	2.3	10.9
JAZZ TOTALS	10	0	109	9	23	.391	1	5	.200	2	21	0.00	3	11	14	11	18	0	1	9	0	23	1.4	1.1	0.10	0.00	2.3	10.9



KORVER, KYLE - FORWARD/GUARD - #26

Born: March 17, 1981 Ht. 6-7 Wt. 210 College: Creighton
Acquired: By trade from Philadelphia on 12/29/07 (for Gordon Giracek and future 1st-Rd. pick) Departed: Contract expired following 2009-10 season

REGULAR SEASON STATISTICS

YEAR	G	GS	MIN	FG	FGA	FT	FTA	3FG	3FGA	PCT	FTM	FTA	PCT	OFF	DEF	TOT	AST	PF	DQ	STL	TO	BLK	PTS	RPG	APG	SPG	BPG	PPG	MPG
2007-08	50		0 1075	165	348	.474	73	188	.388	88	96	.917	9	90	99	68	125	1	22	47	23	491	2.0	1.4	0.44	0.46	9.8	21.5	
2008-09	78		2 1874	245	560	.438	103	267	.386	112	127	.882	35	223	258	137	170	0	47	90	30	705	3.3	1.8	0.60	0.38	9.0	24.0	
2009-10	52		0 952	138	280	.493	59	110	.536	39	49	.796	10	101	111	89	76	0	26	42	12	374	2.1	1.7	0.50	0.23	7.2	18.3	
JAZZ TOTALS	180	2	3901	548	1188	.461	235	565	.416	239	272	.879	54	414	468	294	371	1	95	179	65	1570	2.6	1.6	0.53	0.36	8.7	21.7	

PLAYOFF STATISTICS

YEAR	G	GS	MIN	FG	FGA	PCT	3FG	3FGA	PCT	FTM	FTA	PCT	OFF	DEF	TOT	AST	PF	DQ	STL	TO	BLK	PTS	RPG	APG	SPG	BPG	PPG	MPG
2008	12	0	259	30	73	.411	11	38	.289	23	25	.920	5	21	26	7	28	0	4	8	8	94	2.2	0.6	0.33	0.67	7.8	21.6
2009	5	2	136	18	46	.391	12	26	.462	5	7	.714	2	9	11	13	9	0	3	2	1	53	2.2	2.6	0.60	0.20	10.6	27.2
2010	10	0	210	32	61	.525	11	23	.478	8	9	.889	0	11	11	13	22	0	5	7	0	83	1.1	1.3	0.50	0.00	8.3	21.0
JAZZ TOTALS	27	2	605	80	180	.444	34	87	.391	36	41	.878	7	41	48	33	59	0	12	17	9	230	1.8	1.2	0.44	0.33	8.5	22.4



KOUFOS, KOSTA - CENTER - #41

Born: February 24, 1989 Ht. 7-0 Wt. 265 College: Ohio State
Acquired: Selected in 1st round (23rd overall) of 2008 NBA Draft Departed: Traded to Minnesota on 7/13/10 (with two 1st-Rd. picks and trade exception for Al Jefferson)

REGULAR SEASON STATISTICS

YEAR	G	GS	MIN	FG	FGA	PCT	3FG	3FGA	PCT	FTM	FTA	PCT	OFF	DEF	TOT	AST	PF	DQ	STL	TO	BLK	PTS	RPG	APG	SPG	BPG	PPG	MPG
2008-09	48	7	565	94	185	.508	0	0	---	36	51	.706	50	88	138	20	70	2	12	26	31	224	2.9	0.4	0.25	0.65	4.7	11.8
2009-10	36	0	172	22	47	.468	0	0	---	9	15	.600	16	29	45	6	26	0	2	15	4	53	1.3	0.2	0.06	0.11	1.5	4.8
JAZZ TOTALS	84	7	737	116	232	.500	0	0	---	45	66	.682	66	117	183	26	96	2	14	41	35	277	2.2	0.3	0.17	0.42	3.3	8.8

PLAYOFF STATISTICS

YEAR	G	GS	MIN	FG	FGA	PCT	3FG	3FGA	PCT	FTM	FTA	PCT	OFF	DEF	TOT	AST	PF	DQ	STL	TO	BLK	PTS	RPG	APG	SPG	BPG	PPG	MPG
2010	9	0	31	4	10	.400	0	0	---	0	0	---	4	5	9	0	2	0	0	2	1	8	1.0	0.0	0.00	0.11	0.9	3.4
JAZZ TOTALS	9	0	31	4	10	.400	0	0	---	0	0	---	4	5	9	0	2	0	0	2	1	8	1.0	0.0	0.00	0.11	0.9	3.4

ALL-TIME JAZZ PLAYERS



KRYSTKOWIAK, LARRY - FORWARD - #42

Born: September 23, 1964 Ht. 6-9 Wt. 240 College: Montana
 Acquired: By trade from Milwaukee on 6/24/92 (with Jay Humphries for Blue Edwards, Eric Murdock and a 1992 1st-Rd. pick)
 Departed: Contract expired following the 1992-93 season

REGULAR SEASON STATISTICS

YEAR	G	GS	MIN	FG	FGA	PCT	3FG	3FGA	PCT	FTM	FTA	PCT	OFF	DEF	TOT	AST	PF	DQ	STL	TO	BLK	PTS	RPG	APG	SPG	BPG	PPG	MPG
1992-93	71	0	1362	198	425	.466	0	1	.000	117	147	.796	74	205	279	68	181	1	42	62	13	513	3.9	1.0	0.59	0.18	7.2	19.2
JAZZ TOTALS	71	0	1362	198	425	.466	0	1	.000	117	147	.796	74	205	279	68	181	1	42	62	13	513	3.9	1.0	0.59	0.18	7.2	19.2

PLAYOFF STATISTICS

YEAR	G	GS	MIN	FG	FGA	PCT	3FG	3FGA	PCT	FTM	FTA	PCT	OFF	DEF	TOT	AST	PF	DQ	STL	TO	BLK	PTS	RPG	APG	SPG	BPG	PPG	MPG
1993	1	0	8	0	1	.000	0	0	---	0	0	---	1	1	2	0	1	0	0	1	0	0	2.0	0.0	0.00	0.00	0.0	8.0
JAZZ TOTALS	1	0	8	0	1	.000	0	0	---	0	0	---	1	1	2	0	1	0	0	1	0	0	2.0	0.0	0.00	0.00	0.0	8.0



LANTZ, STU - GUARD - #22

Born: July 13, 1946 Ht. 6-3 Wt. 180 College: Nebraska
 Acquired: Selected in Expansion Draft on 5/20/74 (from Detroit) Departed: Traded to L.A. Lakers on 12/5/74 (for cash and future considerations)

REGULAR SEASON STATISTICS

YEAR	G	GS	MIN	FG	FGA	PCT	3FG	3FGA	PCT	FTM	FTA	PCT	OFF	DEF	TOT	AST	PF	DQ	STL	TO	BLK	PTS	RPG	APG	SPG	BPG	PPG	MPG
1974-75	19	5	353	39	115	.339	---	---	---	47	53	.887	7	17	24	30	28	0	12	---	2	125	1.3	1.6	0.63	0.11	6.6	18.6
JAZZ TOTALS	19	5	353	39	115	.339	---	---	---	47	53	.887	7	17	24	30	28	0	12	---	2	125	1.3	1.6	0.63	0.11	6.6	18.6



LaRUE, RUSTY - GUARD - #5

Born: December 10, 1973 Ht. 6-3 Wt. 185 College: Wake Forest
 Acquired: Signed to first of consecutive 10-day contracts on 1/29/02, for remainder of the season on 2/21/02 Departed: Contract expired following the 2001-02 season

REGULAR SEASON STATISTICS

YEAR	G	GS	MIN	FG	FGA	PCT	3FG	3FGA	PCT	FTM	FTA	PCT	OFF	DEF	TOT	AST	PF	DQ	STL	TO	BLK	PTS	RPG	APG	SPG	BPG	PPG	MPG
2001-02	33	0	542	73	185	.395	17	50	.340	30	35	.857	11	38	49	71	58	0	17	43	7	193	1.5	2.2	0.52	0.21	5.8	16.4
JAZZ TOTALS	33	0	542	73	185	.395	17	50	.340	30	35	.857	11	38	49	71	58	0	17	43	7	193	1.5	2.2	0.52	0.21	5.8	16.4

PLAYOFF STATISTICS

YEAR	G	GS	MIN	FG	FGA	PCT	3FG	3FGA	PCT	FTM	FTA	PCT	OFF	DEF	TOT	AST	PF	DQ	STL	TO	BLK	PTS	RPG	APG	SPG	BPG	PPG	MPG
2002	4	0	53	6	16	.375	2	5	.400	6	10	.600	0	6	6	6	6	0	1	4	0	20	1.5	1.5	0.25	0.00	5.0	13.3
JAZZ TOTALS	4	0	53	6	16	.375	2	5	.400	6	10	.600	0	6	6	6	6	0	1	4	0	20	1.5	1.5	0.25	0.00	5.0	13.3



LECKNER, ERIC - CENTER - #45

Born: May 27, 1966 Ht. 6-11 Wt. 265 College: Wyoming
 Acquired: Selected in 1st round (17th overall) of 1988 NBA Draft Departed: Traded to Sacramento as part of a three-team deal on 6/25/90

REGULAR SEASON STATISTICS

YEAR	G	GS	MIN	FG	FGA	PCT	3FG	3FGA	PCT	FTM	FTA	PCT	OFF	DEF	TOT	AST	PF	DQ	STL	TO	BLK	PTS	RPG	APG	SPG	BPG	PPG	MPG
1988-89	75	0	779	120	220	.545	0	0	---	79	113	.699	48	151	199	16	174	1	8	69	22	319	2.7	0.2	0.11	0.29	4.3	10.4
1989-90	77	0	764	125	222	.563	0	0	---	81	109	.743	48	144	192	19	157	0	15	63	23	331	2.5	0.2	0.19	0.30	4.3	9.9
JAZZ TOTALS	152	0	1543	245	442	.554	0	0	---	160	222	.721	96	295	391	35	331	1	23	132	45	650	2.6	0.2	0.15	0.30	4.3	10.2

PLAYOFF STATISTICS

YEAR	G	GS	MIN	FG	FGA	PCT	3FG	3FGA	PCT	FTM	FTA	PCT	OFF	DEF	TOT	AST	PF	DQ	STL	TO	BLK	PTS	RPG	APG	SPG	BPG	PPG	MPG
1989	3	0	10	1	4	.250	0	0	---	0	0	---	1	1	2	0	2	0	0	3	0	2	0.7	0.0	0.00	0.00	0.7	3.3
1990	3	0	28	6	10	.600	1	11	.000	5	9	.556	2	6	8	2	8	0	0	1	0	20	2.7	0.7	0.00	0.00	6.7	9.3
JAZZ TOTALS	6	0	38	7	14	.500	1	11	.000	5	9	.556	3	7	10	2	10	0	0	4	0	22	1.7	0.3	0.00	0.00	3.7	6.3



LEE, RON - GUARD - #18

Born: November 2, 1952 Ht. 6-4 Wt. 195 College: Oregon
 Acquired: Acquired from Phoenix on 1/12/79 (with Marty Byrnes and 1979 and 1980 1st-Rd. picks for Truck Robinson)
 Departed: Traded to Atlanta on 10/10/79 (for 1980 and 1981 2nd-Rd. picks)

REGULAR SEASON STATISTICS

YEAR	G	GS	MIN	FG	FGA	PCT	3FG	3FGA	PCT	FTM	FTA	PCT	OFF	DEF	TOT	AST	PF	DQ	STL	TO	BLK	PTS	RPG	APG	SPG	BPG	PPG	MPG
1978-79	17	8	398	45	124	.363	---	---	---	24	37	.649	21	34	55	73	44	1	38	49	2	114	3.2	4.3	2.24	0.12	6.7	23.4
JAZZ TOTALS	17	8	398	45	124	.363	---	---	---	24	37	.649	21	34	55	73	44	1	38	49	2	114	3.2	4.3	2.24	0.12	6.7	23.4

**LEE, RUSSELL - GUARD - #11**

Born: January 27, 1950 Ht. 6-5 Wt. 185 College: Marshall
 Acquired: By trade from Milwaukee on 10/8/74 (with 1975 1st-Rd. pick for Steve Kuberski and a 1975 2nd-Rd. pick) Departed: Released on 11/24/74

REGULAR SEASON STATISTICS


YEAR				G	GS	MIN	FG	FGA	PCT	3FG	3FGA	PCT	FTM	FTA	PCT	OFF	DEF	TOT	AST	PF	DQ	STL	TO	BLK	PTS	RPG	APG	
SPG	RPG	PPG	MPG																									
1974-75	15	1	139	29	76	.382	---	---	---	7	14	.500	15	16	31	7	17	1	11	---	3	65	2.1	0.5	0.73	0.20	4.3	9.3
JAZZ TOTALS	15	1	139	29	76	.382	---	---	---	7	14	.500	15	16	31	7	17	1	11	---	3	65	2.1	0.5	0.73	0.20	4.3	9.3

**LEGLER, TIM - GUARD - #18**

Born: December 26, 1966 Ht. 6-4 Wt. 220 College: La Salle
 Acquired: Signed as a free agent on 10/9/92 Departed: Waived on 11/25/92

REGULAR SEASON STATISTICS

YEAR	G	GS	MIN	FG	FGA	PCT	3FG	3FGA	PCT	FTM	FTA	PCT	OFF	DEF	TOT	AST	PF	DQ	STL	TO	BLK	PTS	RPG	APG	SPG	BPG	PPG	MPG
1992-93	3	0	5	1	3	.333	0	0	---	0	0	---	0	1	1	0	0	0	0	0	2	0.3	0.0	0.00	0.00	0.7	1.7	
JAZZ TOTALS	3	0	5	1	3	.333	0	0	---	0	0	---	0	1	1	0	0	0	0	0	2	0.3	0.0	0.00	0.00	0.7	1.7	

**LES, JIM - GUARD - #25**

Born: August 18, 1963 Ht. 5-11 Wt. 175 College: Bradley
 Acquired: Signed as a free agent on 10/25/88 Departed: Waived on 11/6/89

REGULAR SEASON STATISTICS

YEAR	G	GS	MIN	FG	FGA	PCT	3FG	3FGA	PCT	FTM	FTA	PCT	OFF	DEF	TOT	AST	PF	DQ	STL	TO	BLK	PTS	RPG	APG	SPG	BPG	PPG	MPG
1988-89	82	0	781	40	133	.301	1	14	.071	57	73	.781	23	64	87	215	88	0	27	88	5	138	1.1	2.6	0.33	0.06	1.7	9.5
1989-90	1	0	6	0	0	---	0	0	---	2	4	.500	0	0	0	1	3	0	0	3	0	2	0.0	1.0	0.00	0.00	2.0	6.0
JAZZ TOTALS	83	0	787	40	133	.301	1	14	.071	59	77	.766	23	64	87	216	91	0	27	91	5	140	1.0	2.6	0.33	0.06	1.7	9.5

PLAYOFF STATISTICS

YEAR	G	GS	MIN	FG	FGA	PCT	3FG	3FGA	PCT	FTM	FTA	PCT	OFF	DEF	TOT	AST	PF	DQ	STL	TO	BLK	PTS	RPG	APG	SPG	BPG	PPG	MPG
1989	3	0	5	0	0	---	0	0	---	0	0	---	0	0	0	1	2	0	0	1	0	0	0.0	0.3	0.00	0.00	0.0	1.7
JAZZ TOTALS	3	0	5	0	0	---	0	0	---	0	0	---	0	0	0	1	2	0	0	1	0	0	0.0	0.3	0.00	0.00	0.0	1.7

**LEWIS, QUINCY - GUARD/FORWARD - #20**

Born: June 26, 1977 Ht. 6-7 Wt. 215 College: Minnesota
 Acquired: Selected in 1st round (19th overall) of 1999 NBA Draft Departed: Contract expired following the 2001-02 season

REGULAR SEASON STATISTICS

YEAR	G	GS	MIN	FG	FGA	PCT	3FG	3FGA	PCT	FTM	FTA	PCT	OFF	DEF	TOT	AST	PF	DQ	STL	TO	BLK	PTS	RPG	APG	SPG	BPG	PPG	MPG
1999-00	74	0	896	111	298	.372	23	63	.365	38	52	.731	46	67	113	40	158	0	24	46	15	283	1.5	0.5	0.32	0.20	3.8	12.1
2000-01	35	2	402	50	123	.407	9	25	.360	15	21	.714	14	33	47	18	78	1	10	17	10	124	1.3	0.5	0.29	0.29	3.5	11.5
2001-02	36	19	490	64	143	.448	3	18	.167	13	20	.650	10	33	43	36	89	4	23	32	9	144	1.2	1.0	0.64	0.25	4.0	13.6
JAZZ TOTALS	145	21	1788	225	564	.399	35	106	.330	66	93	.710	70	133	203	94	325	5	57	95	34	551	1.4	0.6	0.39	0.23	3.8	12.3

PLAYOFF STATISTICS

YEAR	G	GS	MIN	FG	FGA	PCT	3FG	3FGA	PCT	FTM	FTA	PCT	OFF	DEF	TOT	AST	PF	DQ	STL	TO	BLK	PTS	RPG	APG	SPG	BPG	PPG	MPG
2000	8	0	106	10	27	.370	2	6	.333	4	5	.800	2	13	15	2	24	0	3	3	7	30	1.9	0.3	0.38	0.88	3.8	13.3
2002	4	0	56	8	23	.348	1	5	.200	0	4	.000	1	2	3	2	10	0	2	3	1	17	0.8	0.5	0.50	0.25	4.3	14.0
JAZZ TOTALS	12	0	162	18	50	.360	3	11	.273	4	9	.444	3	15	18	4	34	0	5	6	8	47	1.5	0.3	0.42	0.67	3.9	13.5

**LIVINGSTON, RANDY - GUARD - #2**

Born: April 2, 1975 Ht. 6-4 Wt. 209 College: Louisiana State
 Acquired: Signed to first of consecutive 10-day contracts on 3/3/05, for remainder of the season on 3/23/05
 Departed: Contract expired following the 2004-05 season

REGULAR SEASON STATISTICS

YEAR	G	GS	MIN	FG	FGA	PCT	3FG	3FGA	PCT	FTM	FTA	PCT	OFF	DEF	TOT	AST	PF	DQ	STL	TO	BLK	PTS	RPG	APG	SPG	BPG	PPG	MPG
2004-05	17	4	227	22	52	.423	5	8	.625	15	17	.882	3	9	12	45	28	0	12	14	2	64	0.7	2.6	0.71	0.12	3.8	13.4
JAZZ TOTALS	17	4	227	22	52	.423	5	8	.625	15	17	.882	3	9	12	45	28	0	12	14	2	64	0.7	2.6	0.71	0.12	3.8	13.4

ALL-TIME JAZZ PLAYERS



LOPEZ, RAUL - GUARD - #24

Born: April 15, 1980 Ht. 6-0 Wt. 160 From: Spain
 Acquired: Selected in 1st round (24th overall) of 2001 NBA Draft Departed: Traded to Memphis as part of a five-team deal on 8/2/05

REGULAR SEASON STATISTICS

YEAR	G	GS	MIN	FG	FGA	CT	3FG	3FGA	CT	FTM	FTA	CT	OFF	DEF	TOT	AST	PF	DQ	STL	TO	BLK	PTS	RPG	APG	SPG	BPG	PPG	MPG
2002-03																												
DID NOT PLAY - Injured (Right Knee Surgery)																												
2003-04	82	11	1617	223	517	.431	25	85	294	101	117	.863	24	131	155	305	200	2	62	174	2	572	1.9	3.7	0.76	0.02	7.0	19.7
2004-05	31	15	518	57	135	.422	20	45	444	27	33	.818	7	32	39	123	78	0	22	47	3	161	1.3	4.0	0.71	0.10	5.2	16.7
JAZZ TOTALS	113	26	2135	280	652	.429	45	130	346	128	150	.853	31	163	194	428	278	2	84	221	5	733	1.7	3.8	0.74	0.04	6.5	18.9



LUCAS III, JOHN - GUARD - #5

Born: November 21, 1982 Ht. 5-11 Wt. 166 College: Oklahoma State
 Acquired: Signed as a free agent on 7/22/13 Departed: Traded to Cleveland on 7/22/14 (with Erik Murphy & Malcolm Thomas for Carrick Felix, 2015 2nd-Rd. pick & cash)

REGULAR SEASON STATISTICS

YEAR	G	GS	MIN	FG	FGA	CT	3FG	3FGA	CT	FTM	FTA	CT	OFF	DEF	TOT	AST	PF	DQ	STL	TO	BLK	PTS	RPG	APG	SPG	BPG	PPG	MPG
2013-14	42	6	591	62	190	.326	25	84	.298	10	16	.625	12	27	39	42	41	0	14	22	0	159	0.9	1.0	0.33	0.00	3.8	14.1
JAZZ TOTALS	42	6	591	62	190	.326	25	84	.298	10	16	.625	12	27	39	42	41	0	14	22	0	159	0.9	1.0	0.33	0.00	3.8	14.1



MALONE, JEFF - GUARD - #24


Born: June 28, 1961 Ht. 6-4 Wt. 205 College: Mississippi State
 Acquired: By trade from Washington as part of a three-team deal on 6/25/90
 Departed: Traded to Philadelphia on 2/24/94 (with 1994 1st-Rd. pick for Jeff Homacek, Sean Green and 1995 2nd-Rd. pick)

REGULAR SEASON STATISTICS

YEAR	G	GS	MIN	FG	FGA	CT	3FG	3FGA	CT	FTM	FTA	CT	OFF	DEF	TOT	AST	PF	DQ	STL	TO	BLK	PTS	RPG	APG	SPG	BPG	PPG	MPG
1990-91	69	69	2466	525	1034	.508	1	6	.167	231	252	.917	36	170	206	143	128	0	50	108	61	282	3.0	2.1	0.72	0.09	18.6	35.7
1991-92	81	81	2922	691	1353	.511	1	12	.083	256	285	.898	49	184	233	180	126	1	56	140	51	639	2.9	2.2	0.69	0.06	20.2	36.1
1992-93	79	59	2558	595	1205	.494	3	9	.333	236	277	.852	31	142	173	128	117	0	42	125	41	629	2.2	1.6	0.53	0.05	18.1	32.4
1993-94	50	50	1657	338	692	.488	3	6	500	129	153	.843	28	87	115	66	77	0	26	57	5	808	2.3	1.3	0.52	0.10	16.2	33.1
JAZZ TOTALS	279	259	9603	2149	4284	.502	8	33	.242	852	967	.881	144	583	727	517	448	1	174	430	20	5158	2.6	1.9	0.62	0.07	18.5	34.4

PLAYOFF STATISTICS

YEAR	G	GS	MIN	FG	FGA	CT	3FG	3FGA	CT	FTM	FTA	CT	OFF	DEF	TOT	AST	PF	DQ	STL	TO	BLK	PTS	RPG	APG	SPG	BPG	PPG	MPG
1991	9	9	351	71	144	.493	0	2	.000	44	48	.917	7	28	35	29	22	0	9	12	1	186	3.9	3.2	1.00	0.11	20.7	39.0
1992	16	16	610	134	275	.487	1	3	.333	62	72	.861	12	27	39	31	33	0	8	26	2	333	2.4	1.9	0.50	0.13	20.8	38.1
1993	5	5	150	29	65	.446	0	0	---	9	13	.692	3	13	16	3	11	0	3	9	1	67	3.2	0.6	0.60	0.20	13.4	30.0
JAZZ TOTALS	30	30	1111	234	484	.483	1	5	200	115	133	.865	22	68	90	63	66	0	20	47	4	586	3.0	2.1	0.67	0.13	19.5	37.0



MALONE, KARL - FORWARD - #32*

Born: July 24, 1963 Ht. 6-9 Wt. 256 College: Louisiana Tech
 Acquired: Selected in 1st round (13th overall) of 1985 NBA Draft Departed: Contract expired following the 2002-03 season
 *Uniform #32 retired in his honor 3/23/06 * Inducted into Basketball Hall of Fame in 2010

REGULAR SEASON STATISTICS

YEAR	G	GS	MIN	FG	FGA	CT	3FG	3FGA	CT	FTM	FTA	CT	OFF	DEF	TOT	AST	PF	DQ	STL	TO	BLK	PTS	RPG	APG	SPG	BPG	PPG	MPG
1985-86	81	76	2475	504	1016	.496	0	2	.000	195	405	.481	174	544	718	236	295	2	105	279	44	1203	8.9	2.9	1.30	0.54	14.9	30.6
1986-87	82	82	2857	728	1422	.512	0	7	.000	323	540	.598	278	577	855	158	323	6	104	237	60	1779	10.4	1.9	1.27	0.73	21.7	34.8
1987-88	82	82	3198	858	1650	.520	0	5	.000	552	789	.700	277	709	986	199	296	2	117	325	50	2268	12.0	2.4	1.43	0.61	27.7	39.0
1988-89	80	80	3126	809	1559	.519	5	16	.313	703	918	.766	259	594	853	219	286	3	144	285	70	2326	10.7	2.7	1.80	0.88	29.1	39.1
1989-90	82	82	3122	914	1627	.562	16	43	.372	696	913	.762	232	679	911	226	259	1	121	304	50	2540	11.1	2.8	1.48	0.61	31.0	38.1
1990-91	82	82	3302	847	1608	.527	4	14	.286	684	888	.770	236	731	967	270	268	2	89	244	79	2382	11.8	3.3	1.09	0.96	29.0	40.3
1991-92	81	81	3054	798	1516	.526	3	17	.176	673	865	.778	225	684	909	241	226	2	108	248	51	2272	11.2	3.0	1.33	0.63	28.0	37.7
1992-93	82	82	3099	797	1453	.546	4	20	.200	619	836	.740	227	692	919	308	261	2	124	240	85	2217	11.2	3.8	1.51	1.04	27.0	37.8
1993-94	82	82	3329	772	1552	.497	8	32	.250	511	736	.694	235	705	940	328	268	2	125	234	126	2063	11.5	4.0	1.52	1.54	25.2	40.6
1994-95	82	82	3126	830	1548	.536	11	41	.268	516	695	.742	156	715	871	285	269	2	129	236	85	2187	10.6	3.5	1.57	1.04	26.7	38.1
1995-96	82	82	3113	789	1520	.519	16	40	.400	512	708	.723	175	629	804	345	245	1	138	199	56	2106	9.8	4.2	1.68	0.68	25.7	38.0
1996-97	82	82	2998	864	1571	.550	0	13	.000	521	690	.755	193	616	809	368	217	0	113	233	48	2249	9.9	4.5	1.38	0.59	27.4	36.6
1997-98	81	81	3030	780	1472	.530	2	6	.333	628	825	.761	189	645	834	316	237	0	96	247	70	2190	10.3	3.9	1.19	0.86	27.0	37.4
1998-99	49	49	1832	393	797	.493	0	1	.000	378	480	.788	107	356	463	201	134	0	62	162	28	1164	9.4	4.1	1.27	0.57	23.8	37.4
1999-00	82	82	2947	752	1476	.509	2	8	.250	589	739	.797	169	610	779	304	229	1	79	231	71	2095	9.5	3.7	0.96	0.87	25.5	35.9
2000-01	81	81	2895	670	1345	.498	2	5	.400	536	676	.793	114	555	669	361	216	0	93	244	62	1878	8.3	4.5	1.15	0.77	23.2	35.7
2001-02	80	80	3040	635	1399	.454	9	25	.360	509	639	.797	142	544	686	341	229	1	152	263	59	1788	8.6	4.3	1.90	0.74	22.4	38.0
2002-03	81	81	2936	595	1289	.462	3	14	.214	474	621	.763	113	515	628	379	204	0	136	210	31	1667	7.8	4.7	1.68	0.38	20.6	36.2
JAZZ TOTALS	1434	1429	53479	13305	25810	.517	85	389	.275	9619	12963	.742	3501	11100	14601	5985	4462	27	2655	4421	1125	38774	10.2	3.5	1.42	0.78	25.4	37.3

MALONE, KARL (CONTINUED)

PLAYOFF STATISTICS

YEAR	G	GS	MIN	FG	FGA	PCT	3FG	3FGA	PCT	FTM	FTA	PCT	OFF	DEF	TOT	AST	PF	DQ	STL	TD	BLK	PTS	RPG	APG	SPG	BPG	PPG	MPG
1986	4	4	144	38	72	.528	0	0	—	11	26	.423	6	24	30	4	18	1	8	6	0	87	7.5	1.0	2.00	0.00	21.8	36.0
1987	5	5	200	37	88	.420	0	0	—	26	36	.722	15	33	48	6	20	1	11	17	4	100	9.6	1.2	2.20	0.80	20.0	40.0
1988	11	11	494	123	255	.482	0	0	1.000	81	112	.723	33	97	130	17	35	0	13	39	7	327	11.8	1.5	1.18	0.64	29.7	44.9
1989	3	3	136	33	66	.500	0	0	—	26	32	.813	22	27	49	4	16	1	3	13	1	92	16.3	1.3	1.00	0.33	30.7	45.3
1990	5	5	203	46	105	.438	0	0	1.000	34	45	.756	16	35	51	11	22	1	11	12	5	126	10.2	2.2	2.20	1.00	25.2	40.6
1991	9	9	383	95	209	.455	0	0	1.000	77	91	.846	23	97	120	29	35	0	9	26	11	267	13.3	3.2	1.00	1.22	29.7	42.6
1992	16	16	688	148	284	.521	0	0	2.000	169	210	.805	43	138	181	42	57	0	22	46	19	465	11.3	2.6	1.38	1.19	29.1	43.0
1993	5	5	216	44	97	.454	1	2	500	31	38	.816	12	40	52	10	21	0	6	20	2	120	10.4	2.0	1.20	0.40	24.0	43.2
1994	16	16	703	158	338	.467	0	0	4.000	118	160	.738	52	146	198	54	59	2	23	34	13	434	12.4	3.4	1.44	0.81	27.1	43.9
1995	5	5	216	48	103	.466	1	3	333	54	78	.692	15	51	66	19	18	0	7	14	2	151	13.2	3.8	1.40	0.40	30.2	43.2
1996	18	18	725	188	401	.469	0	0	3.000	101	176	.574	47	139	186	79	61	0	24	45	10	477	10.3	4.4	1.33	0.56	26.5	40.3
1997	20	20	816	187	430	.435	1	2	500	144	200	.720	60	168	228	57	59	0	27	54	15	519	11.4	2.9	1.35	0.75	26.0	40.8
1998	20	20	795	198	420	.471	0	0	3.000	130	165	.788	47	170	217	68	69	0	22	60	20	526	10.9	3.4	1.10	1.00	26.3	39.8
1999	11	11	451	86	206	.417	0	0	1.000	68	86	.791	36	88	124	52	37	0	13	40	8	240	11.3	4.7	1.18	0.73	21.8	41.0
2000	10	10	386	103	198	.520	2	2	1.000	64	79	.810	19	70	89	31	31	0	7	27	7	272	8.9	3.1	0.70	0.70	27.2	38.6
2001	5	5	199	49	121	.405	1	2	500	39	49	.796	9	35	44	17	13	0	5	19	4	138	8.8	3.4	1.00	0.80	27.6	39.8
2002	4	4	163	30	73	.411	0	0	1.000	20	28	.714	3	27	30	18	11	0	5	11	3	80	7.5	4.5	1.25	0.75	20.0	40.8
2003	5	5	191	34	84	.405	0	0	1.000	30	41	.732	7	27	34	20	15	0	8	20	2	98	6.8	4.0	1.60	0.40	19.6	38.2
JAZZ TOTALS	172	172	7109	1645	3550	.463	6	36	.167	1223	1652	.740	465	1412	1877	538	587	6	224	583	133	4519	10.9	3.1	1.30	0.77	26.3	41.3



MANNING, DANNY - FORWARD - #15

Born: May 17, 1966 Ht. 6-10 Wt. 244 College: Kansas

Acquired: Signed as a free agent on 8/11/00 Departed: Exercised option to become free agent following 2000-01 season

REGULAR SEASON STATISTICS

YEAR	G	GS	MIN	FG	FGA	PCT	3FG	3FGA	PCT	FTM	FTA	PCT	OFF	DEF	TOT	AST	PF	DQ	STL	TD	BLK	PTS	RPG	APG	SPG	BPG	PPG	MPG
2000-01	82	0	1305	247	500	.494	7	28	.250	102	140	.729	66	148	214	92	219	0	47	96	29	603	2.6	1.1	0.57	0.35	7.4	15.9
JAZZ TOTALS	82	0	1305	247	500	.494	7	28	.250	102	140	.729	66	148	214	92	219	0	47	96	29	603	2.6	1.1	0.57	0.35	7.4	15.9

PLAYOFF STATISTICS

YEAR	G	GS	MIN	FG	FGA	PCT	3FG	3FGA	PCT	FTM	FTA	PCT	OFF	DEF	TOT	AST	PF	DQ	STL	TD	BLK	PTS	RPG	APG	SPG	BPG	PPG	MPG
2001	5	0	96	19	34	.559	2	21	.000	9	12	.750	2	9	11	3	21	0	3	7	4	53	2.2	0.6	0.60	0.80	10.6	19.2
JAZZ TOTALS	5	0	96	19	34	.559	2	21	.000	9	12	.750	2	9	11	3	21	0	3	7	4	53	2.2	0.6	0.60	0.80	10.6	19.2



MANNION, PACE - GUARD/FORWARD - #18

Born: September 22, 1960 Ht. 6-7 Wt. 190 College: Utah

Acquired: Signed as a free agent on 12/22/84 Departed: Waived on 4/10/86

REGULAR SEASON STATISTICS

YEAR	G	GS	MIN	FG	FGA	PCT	3FG	3FGA	PCT	FTM	FTA	PCT	OFF	DEF	TOT	AST	PF	DQ	STL	TD	BLK	PTS	RPG	APG	SPG	BPG	PPG	MPG
1984-85	34	0	190	27	63	.429	0	1	.000	16	23	.696	12	11	23	27	17	0	16	18	3	70	0.7	0.8	0.47	0.09	2.1	5.6
1985-86	57	0	673	97	214	.453	8	42	.190	53	82	.646	26	56	82	55	68	0	32	41	5	255	1.4	1.0	0.56	0.09	4.5	11.8
JAZZ TOTALS	91	0	863	124	277	.448	8	43	.186	69	105	.657	38	67	105	82	85	0	48	59	8	325	1.2	0.9	0.53	0.09	3.6	9.5

PLAYOFF STATISTICS

YEAR	G	GS	MIN	FG	FGA	PCT	3FG	3FGA	PCT	FTM	FTA	PCT	OFF	DEF	TOT	AST	PF	DQ	STL	TD	BLK	PTS	RPG	APG	SPG	BPG	PPG	MPG
1985	8	0	41	4	12	.333	0	1	.000	10	12	.833	3	4	7	4	5	0	1	7	2	18	0.9	0.5	0.13	0.25	2.3	5.1
JAZZ TOTALS	8	0	41	4	12	.333	0	1	.000	10	12	.833	3	4	7	4	5	0	1	7	2	18	0.9	0.5	0.13	0.25	2.3	5.1



MARAVICH, PETE - GUARD - #7*(1975-80)/#44(1974-75)

Born: June 22, 1947 - Died: January 5, 1988 Ht. 6-5 Wt. 200 College: Louisiana State

Acquired: Traded from Atlanta on 5/3/74 (with a future draft choice for two 1st-Rd. picks, two 2nd-Rd. picks and two picks in Expansion Draft)

Departed: Waived on 1/17/80

*Uniform #7 retired in his honor 12/14/85 *Inducted into Basketball Hall of Fame in 1987

REGULAR SEASON STATISTICS

YEAR	G	GS	MIN	FG	FGA	PCT	3FG	3FGA	PCT	FTM	FTA	PCT	OFF	DEF	TOT	AST	PF	DQ	STL	TD	BLK	PTS	RPG	APG	SPG	BPG	PPG	MPG
1974-75	79	78	2853	655	1562	.419	—	—	—	390	481	.811	93	329	422	488	227	4	120	—	18	1700	5.3	6.2	1.52	0.23	21.5	36.1
1975-76	62	59	2373	604	1316	.459	—	—	—	396	488	.811	46	254	300	332	197	3	87	—	23	1604	4.8	5.4	1.40	0.37	25.9	38.3
1976-77	73	73	3041	886	2047	.433	—	—	—	501	600	.835	90	284	374	392	191	1	84	—	22	2273	5.1	5.4	1.15	0.30	31.1	41.7
1977-78	50	50	2041	556	1253	.444	—	—	—	240	276	.870	49	129	178	335	116	1	101	248	8	1352	3.6	6.7	2.02	0.16	27.0	40.8
1978-79	49	49	1824	436	1035	.421	—	—	—	233	277	.841	33	88	121	243	104	2	60	200	18	1105	2.5	5.0	1.22	0.37	22.6	37.2
1979-80	17	15	522	121	294	.412	7	11	.636	41	50	.820	7	33	40	54	30	0	15	45	4	290	2.4	3.2	0.88	0.24	17.1	30.7
JAZZ TOTALS	330	324	12654	3258	7507	.434	7	11	.636	1801	2172	.829	318	1117	1435	1844	865	11	467	493	9	8324	4.3	5.6	1.42	0.28	25.2	38.3



MARSHALL, DONYELL - FORWARD - #42

Born: May 18, 1973 Ht. 6-9 Wt. 230 College: Connecticut

Acquired: By trade from Golden State as part of a four-team deal on

Acquired: By trade from Golden State as part of a four-team deal on 8/16/00 Departed: Contract expired following 2001-02 season

REGULAR SEASON STATISTICS

YEAR	G	GS	MIN	FG	FGA	FT	3FG	3FGA	FTM	FTA	ORB	DRB	TOT	AST	PF	DD	STL	BLK	PTS	RPG	APG	SPG	BPG	PPG	MPG			
2000-01	81	49	2326	427	869	503	141	328	320	205	273	751	172	394	566	133	196	0	85	128	781	10.0	7.6	1.6	1.05	0.96	13.6	28.7
2001-02	58	42	1076	343	641	519	13	42	210	216	226	708	158	285	443	101	150	1	150	125	767	859	7.6	1.7	0.86	1.14	14.1	30.2
JAZZ TOTALS	139	91	4076	770	1510	510	54	170	318	365	498	1331	330	679	1009	234	346	1	135	252	145	1959	7.3	1.7	0.97	1.04	14.1	29.3

PLAYOFF STATISTICS

YEAR	G	GS	MIN	FG	FGA	FT	3FG	3FGA	FT	FTM	FTA	PT	OFF	DEF	TOT	AST	PF	QD	STL	TD	BLK	PTS	APG	SPG	BPG	PPG	MPG
2001	5	5	160	22	54	407	1	8.125	7	9.778	13	25	38	8	19	1	2	9	5	54	7.6	1.6	0.40	1.00	1.08	32.0	
2002	4	0	184	21	50	402	3	6.500	12	16.750	14	17	31	11	5	0	3	5	6	57	7.8	2.8	0.75	1.50	14.3	31.0	
JAZZ TOTALS	9	5	284	43	104	413	4	14.286	19	25.760	27	42	69	19	24	1	5	14	11	61	11.1	7.7	2.1	0.56	1.22	12.3	31.6



MASSENBURG, TONY - FORWARD/CENTER - #44

Born: July 13, 1967 Ht. 6-9 Wt. 250 College: Maryland

Acquired: Signed as a free agent on 12/17/02 Departed: Con

Acquired: Signed as a free agent on 12/17/02 Departed: Contract expired following the 2002-03 season

REGULAR SEASON STATISTICS

YEAR	G	GS	MIN	FG	FGA	FT	3FG	3FGA	PCT	FTM	FIA	PCT	OFF	DEF	TOT	AST	PF	DQ	STL	TO	BLK	PIS	RPG	APG	SPG	BPG	PPG	MPG
2002-03	58	1	792	104	232	.448	0	0	---	65	84	.774	59	97	156	17	144	1	17	50	19	273	2.7	0.3	0.29	0.33	4.7	13.7
JAZZ TOTALS	58	1	792	104	232	.448	0	0	---	65	84	.774	59	97	156	17	144	1	17	50	19	273	2.7	0.3	0.29	0.33	4.7	13.7

PLAYOFF STATISTICS

YEAR	G	GS	MIN	FG	FGA	PCT	3FG	3FGA	PCT	FTM	FIA	PCT	OFF	DEF	TOT	AST	PF	DQ	STL	TO	BLK	PIS	RPG	APG	SPG	BPG	PPG	MPG
2003	5	0	70	10	21	.476	0	0	---	5	9	.556	7	14	21	2	9	0	0	5	4	25	4.2	0.4	0.00	0.80	5.0	14.0
JAZZ TOTALS	5	0	70	10	21	.476	0	0	---	5	9	.556	7	14	21	2	9	0	0	5	4	25	4.2	0.4	0.00	0.80	5.0	14.0



MATTHEWS, WESLEY - GUARD - #23

Born: October 14, 1986 Ht. 6-5 Wt. 220 College: Marquette

Acquired: Signed as free agent on 9/25/09 Departed: Signed offer


Acquired: Signed as free agent on 9/25/09 Departed: Signed offer sheet with Portland on 7/13/10 (Jazz declined to match)

REGULAR SEASON STATISTICS

YEAR	G	GS	MIN	FG	FGA	PCT	3FG	3FGA	PCT	FTM	FTA	PCT	OFF	DEF	TOT	AST	PF	DQ	STL	TO	BLK	PTS	RPG	APG	SPG	BPG	PPG	MPG
2009-10	82	48	2025	273	565	.483	63	165	.382	160	193	.829	50	141	191	124	152	0	64	93	15	769	2.3	1.5	0.78	0.18	9.4	24.7
JAZZ TOTALS	82	48	2025	273	565	.483	63	165	.382	160	193	.829	50	141	191	124	152	0	64	93	15	769	2.3	1.5	0.78	0.18	9.4	24.7

PLAYOFF STATISTICS

YEAR	G	GS	MIN	FG	FGA	PCT	3FG	3FGA	PCT	FTM	FTA	PCT	OFF	DEF	TOT	AST	PF	DQ	STL	TO	BLK	PTS	RPG	APG	SPG	BPG	PPG	MPG
2010	10	10	371	39	101	.386	15	42	.357	39	48	.813	10	34	44	17	34	0	18	15	5	132	4.4	1.7	1.80	0.50	13.2	37.1
JAZZ TOTALS	10	10	371	39	101	.386	15	42	.357	39	48	.813	10	34	44	17	34	0	18	15	5	132	4.4	1.7	1.80	0.50	13.2	37.1



MAYNOR, ERIC - GUARD - #3


Born: June 11, 1987 Ht. 6-3 Wt. 170 College: Virginia Commonwealth

Acquired: Selected in 1st round (20th overall) of 2009 NBA Draft Departed:

Acquired: Selected in 1st round (20th overall) of 2009 NBA Draft Departed: Traded to Oklahoma City on 12/22/09 (with Matt Harpring for draft rights to Peter Fehse)

REGULAR SEASON STATISTICS

YEAR	G	GS	MIN	FG	FGA	PCT	3FG	3FGA	PCT	FTM	FTA	PCT	OFF	DEF	TOT	AST	PF	DQ	STL	TO	BLK	PTS	RPG	APG	SPG	BPG	PPG	MPG
2009-10	26	2	363	52	133	.391	5	24	.208	25	33	.758	10	28	38	81	33	0	13	28	2	134	1.5	3.1	0.50	0.08	5.2	14.0
AZZ TOTALS	26	2	363	52	133	.391	5	24	.208	25	33	.758	10	28	38	81	33	0	13	28	2	134	1.5	3.1	0.50	0.08	5.2	14.0



McELROY, JIM - GUARD - #33


Born: October 4, 1953 Ht. 6-3 Wt. 190 College: Central Michigan

Acquired: Selected in 3rd round (38th overall) of 1975 NBA Draft. Depa

Acquired: Selected in 3rd round (38th overall) of 1975 NBA Draft. Departed: Contract expired following the 1978-79 season.

REGULAR SEASON STATISTICS

YEAR	G	GS	MIN	FG	FGA	PCT	3FG	3FGA	PCT	FTM	FTA	PCT	OFF	DEF	TOT	AST	PF	DQ	STL	TU	BLK	PTS	RPG	APG	SPG	BPG	PPG	MPG
1975-76	51	18	1134	351	696	510	---	---	---	81	110	736	34	76	110	736	34	0	44	--	8	383	22.1	0.86	0.08	7.5	22.2	
1976-77	73	54	1239	351	646	470	---	---	---	169	217	779	55	128	183	260	119	3	60	--	8	775	23.6	0.82	0.11	10.6	27.8	
1977-78	74	47	1760	287	607	473	---	---	---	123	167	737	44	104	148	292	110	0	58	141	34	697	2.0	3.9	0.78	0.46	9.4	23.8
1978-79	79	52	2698	539	1090	491	---	---	---	259	340	762	61	154	215	453	183	1	148	329	9	1337	2.7	5.1	1.87	0.68	16.9	34.2
1982-83	77	191	1621	1278	2640	484	---	---	---	62	834	758	194	452	656	1112	482	4	318	378	95	1338	24	4.0	1.17	34	115	77.5



McKINNEY, BILLY - GUARD - #25

Born: June 5, 1955 Ht: 6-0 Wt: 160 College: Northwestern
 Acquired: By trade from Dallas on 9/11/80 (for a 2nd-round pick and future considerations) Departed: Traded to Denver on 12/22/80 (for Carl Nicks)

REGULAR SEASON STATISTICS

YEAR	G	GS	MIN	FG	FGA	FT	3FG	3FGA	CT	FTM	FTA	CT	OFF	DEF	TOT	AST	PF	DQ	STL	TD	BLK	PTS	RPG	APG	SPG	BPG	PPG	MPG
1980-81	35	35	1032	124	233	.532	1	2	.500	44	48	.917	12	62	74	157	107	3	38	70	4	293	2.1	4.5	1.09	0.11	8.4	29.5
JAZZ TOTALS	35	35	1032	124	233	.532	1	2	.500	44	48	.917	12	62	74	157	107	3	38	70	4	293	2.1	4.5	1.09	0.11	8.4	29.5



McLEOD, KEITH - GUARD - #25

Born: November 11, 1979 Ht: 6-2 Wt: 190 College: Bowling Green
 Acquired: Signed as a free agent on 9/30/04 Departed: Traded to Golden State on 7/12/06 (with Devin Brown and Andre Owens for Derek Fisher)

REGULAR SEASON STATISTICS

YEAR	G	GS	MIN	FG	FGA	FT	3FG	3FGA	CT	FTM	FTA	CT	OFF	DEF	TOT	AST	PF	DQ	STL	TD	BLK	PTS	RPG	APG	SPG	BPG	PPG	MPG
2004-05	53	47	1382	143	408	.350	18	72	.250	112	146	.767	20	93	113	236	138	0	63	99	12	416	2.1	4.5	1.19	0.23	7.8	26.1
2005-06	66	32	1232	120	340	.353	24	82	.293	106	133	.797	11	67	78	151	131	0	42	76	9	370	1.2	2.3	0.64	0.14	5.6	18.7
JAZZ TOTALS	119	79	2614	263	748	.352	42	154	.273	218	279	.781	31	160	191	387	269	0	105	175	21	786	1.6	3.3	0.88	0.18	6.6	22.0



MERIWEATHER, JOE C. - CENTER - #50

Born: October 26, 1953 Ht: 6-10 Wt: 215 College: Southern Illinois
 Acquired: By trade from Atlanta on 10/13/77 (for a 1978 1st-Rd. pick and future considerations) Departed: Traded to New York on 1/5/79 (for Spencer Haywood)

REGULAR SEASON STATISTICS

YEAR	G	GS	MIN	FG	FGA	FT	3FG	3FGA	CT	FTM	FTA	CT	OFF	DEF	TOT	AST	PF	DQ	STL	TD	BLK	PTS	RPG	APG	SPG	BPG	PPG	MPG
1977-78	54	5	1277	194	411	.472	---	---	---	87	133	.654	135	237	372	58	188	8	18	94	118	475	6.9	1.1	0.33	2.19	8.8	23.6
1978-79	36	0	640	84	187	.449	---	---	---	51	78	.654	62	122	184	31	105	2	17	41	45	219	5.1	0.9	0.47	1.25	6.1	17.8
JAZZ TOTALS	90	5	1917	278	598	.465	---	---	---	138	211	.654	197	359	556	89	293	10	35	135	163	694	6.2	1.0	0.39	1.81	7.7	21.3



MILES, C.J. - GUARD - #34

Born: March 18, 1987 Ht: 6-6 Wt: 210 From: Skyline H.S. (TX)
 Acquired: Selected in 2nd round (34th overall) of 2005 NBA Draft Departed: Contract expired following the 2011-12 season

REGULAR SEASON STATISTICS

YEAR	G	GS	MIN	FG	FGA	FT	3FG	3FGA	CT	FTM	FTA	CT	OFF	DEF	TOT	AST	PF	DQ	STL	TD	BLK	PTS	RPG	APG	SPG	BPG	PPG	MPG
2005-06	23	0	203	28	76	.368	5	20	.250	18	24	.750	18	20	38	16	20	0	7	9	2	79	1.7	0.7	0.30	0.09	3.4	8.8
2006-07	37	13	373	40	116	.345	7	32	.219	14	23	.609	11	24	35	25	60	0	11	28	4	101	0.9	0.7	0.30	0.11	2.7	10.1
2007-08	60	13	689	113	236	.479	30	77	.390	41	52	.788	16	62	78	53	98	1	32	27	8	297	1.3	0.9	0.53	0.13	5.0	11.5
2008-09	72	72	1623	258	562	.459	63	179	.352	78	89	.876	45	122	167	107	187	0	46	64	15	657	2.3	1.5	0.64	0.21	9.1	22.5
2009-10	63	28	1497	241	562	.429	74	217	.341	66	95	.695	42	126	168	105	190	2	58	81	17	622	2.7	1.7	0.92	0.27	9.9	23.8
2010-11	78	19	1969	366	899	.407	109	339	.322	159	196	.811	54	201	255	135	221	0	74	93	38	1000	3.3	1.7	0.95	0.49	12.8	25.2
2011-12	56	14	1145	177	465	.381	46	150	.307	108	136	.794	27	89	116	69	123	1	46	53	17	508	2.1	1.2	0.82	0.30	9.1	20.4
JAZZ TOTALS	389	159	7499	1223	2916	.419	334	1014	.329	484	615	.787	213	644	857	510	899	4	274	355	101	3264	2.2	1.3	0.70	0.26	8.4	19.3

PLAYOFF STATISTICS

YEAR	G	GS	MIN	FG	FGA	FT	3FG	3FGA	CT	FTM	FTA	CT	OFF	DEF	TOT	AST	PF	DQ	STL	TD	BLK	PTS	RPG	APG	SPG	BPG	PPG	MPG
2007	1	0	3	0	0	---	0	0	---	1	2	.500	0	0	0	0	0	0	0	0	0	1	0.0	0.0	0.00	0.00	1.0	3.0
2008	7	0	26	5	14	.357	2	8	.250	0	0	---	1	4	5	0	4	0	2	2	0	12	0.7	0.0	0.29	0.00	1.7	3.7
2009	5	0	58	6	20	.300	2	8	.250	3	4	.750	2	5	7	1	8	0	2	3	1	17	1.4	0.2	0.40	0.20	3.4	11.6
2010	10	10	337	47	106	.443	15	46	.326	35	39	.897	5	20	25	28	48	0	6	19	6	144	2.5	2.8	0.60	0.60	14.4	33.7
JAZZ TOTALS	23	10	424	58	140	.414	19	62	.306	39	45	.867	8	29	37	29	60	0	10	24	7	174	1.6	1.3	0.43	0.30	7.6	18.4



MILLER, DICK - FORWARD - #30

Born: April 26, 1958 Ht: 6-6 Wt: 220 College: Toledo
 Acquired: Signed to the first of consecutive 10-day contracts on 12/9/80 Departed: Second 10-day contract expired on 12/29/80

REGULAR SEASON STATISTICS

YEAR	G	GS	MIN	FG	FGA	FT	3FG	3FGA	CT	FTM	FTA	CT	OFF	DEF	TOT	AST	PF	DQ	STL	TD	BLK	PTS	RPG	APG	SPG	BPG	PPG	MPG
1980-81	3	0	19	2	3	.667	0	0	---	0	0	---	1	2	3	1	3	0	1	4	0	4	1.0	0.3	0.33	0.00	1.3	6.3
JAZZ TOTALS	3	0	19	2	3	.667	0	0	---	0	0	---	1	2	3	1	3	0	1	4	0	4	1.0	0.3	0.33	0.00	1.3	6.3




MILLSAP, ELIJAH - GUARD/FORWARD - #13

Born: August 12, 1987 Ht. 6-6 Wt. 215 College: Alabama-Birmingham
Acquired: Signed to first of consecutive 10-day contracts on 1/5/15; to multi-year contract on 1/25/15

REGULAR SEASON STATISTICS

YEAR	G	GS	MIN	FG	FGA	PCT	3FG	3FGA	PCT	FTM	FTA	PCT	OFF	DEF	TOT	AST	PF	DQ	STL	TO	BLK	PTS	RPG	APG	SPG	BPG	PPG	MPG
2014-15	47	5	924	81	238	.340	28	90	.311	58	86	.674	28	122	150	58	124	0	56	67	16	248	3.2	1.2	1.19	0.34	5.3	19.7
JAZZ TOTALS	47	5	924	81	238	.340	28	90	.311	58	86	.674	28	122	150	58	124	0	56	67	16	248	3.2	1.2	1.19	0.34	5.3	19.7



MILLSAP, PAUL - FORWARD - #24

Born: February 10, 1985 Ht. 6-8 Wt. 258 College: Louisiana Tech
Acquired: Selected in 2nd round (47th overall) of 2006 NBA Draft Departed: Contract expired following the 2012-13 season

REGULAR SEASON STATISTICS

YEAR	G	GS	MIN	FG	FGA	FT	FTA	ORB	DRB	TRB	AST	STL	BLK	PTS	PPG	RPG	APG	SPG	BPG	PPG	MPG					
2006-07	82	11472	209	398	.525	1	3.333	140	208	673	183	240	623	62	236	3	67	94	74	559	5.2	0.8	0.82	0.90	6.8	18.0
2007-08	82	21702	253	502	.504	0	4.000	155	229	673	167	293	461	81	269	4	72	87	73	661	5.6	1.0	0.88	0.89	8.1	20.8
2008-09	76	382290	400	749	.534	0	4.000	228	326	699	251	403	654	138	288	5	78	129	731028	8.6	1.8	1.03	0.96	13.5	30.1	
2009-10	82	82277	385	716	.538	1	9.111	183	264	693	186	373	559	131	285	7	64	116	99	654	6.8	1.6	0.78	1.21	11.6	27.8
2010-11	76	762605	425	988	.531	9	23.391	256	338	757	164	415	579	187	272	2103	145	693135	7.6	2.5	1.36	0.91	17.3	34.3		
2011-12	64	622099	426	861	.495	7	31.226	202	255	792	180	383	563	150	222	5118	112	531061	8.8	2.3	1.84	0.83	16.6	32.8		
2012-13	78	782375	429	875	.490	13	39.333	264	356	742	177	377	554	201	232	1102	138	801133	7.1	2.6	1.31	0.93	14.6	30.4		
JAZZ TOTALS	540	26514820	2627	5089	.516	31	113.274	1428	1976	723	1308	2484	392	950	184	27	604	821	521673	7.0	1.8	1.12	0.96	12.4	27.4	

PLAYOFF STATISTICS

YEAR	G	GS	MIN	FG	FGA	PCI	3FG	3FGA	PCT	FTM	FTA	PCT	OFF	DEF	TOT	AST	PF	DQ	STL	TD	BLK	PTS	RPG	APG	SPG	BPG	PPG	MPG
2007	17	0	263	42	80	.525	0	1	0.000	16	24	.667	38	37	75	8	39	0	11	13	9	100	4.4	0.5	0.65	0.53	5.9	15.5
2008	12	0	210	32	62	.516	0	1	0.000	13	25	.520	23	24	47	4	37	0	7	16	77	3.9	0.3	0.58	1.33	6.4	17.5	
2009	5	0	155	25	49	.510	0	---	---	9	18	.500	20	20	40	1	17	0	4	6	5	59	8.0	1.6	0.80	1.00	11.8	31.0
2010	10	0	323	70	122	.574	0	2	0.000	40	58	.690	34	54	88	22	36	1	11	13	14	180	8.8	2.2	1.10	1.40	18.0	32.3
2012	4	4	139	20	54	.370	0	3	0.000	8	16	.500	17	27	44	2	11	0	1	9	10	48	11.0	0.5	0.25	2.50	12.0	34.8
NATL TOTALS	48	4	1090	189	367	.515	0	7	0.000	86	141	.610	132	167	294	44	140	1	34	50	54	464.6	6.1	0.9	0.71	1.13	9.7	77.7



MOORE, MIKKI - CENTER - #54

Born: November 4, 1975 Ht. 7-0 Wt. 225 College: Nebraska
 Acquired: Signed to the first of consecutive 10-day contracts on 1/28/04, for remainder of season on 3/4/04
 Departed: Contract expired following the 2003-04 season

REGULAR SEASON STATISTICS

YEAR	G	GS	MIN	FG	FGA	PCT	3FG	3FGA	PCT	FTM	FTA	PCT	OFF	DEF	TOT	AST	PF	DQ	SIL	TO	BLK	PTS	RPG	APG	SPG	BPG	PPG	MPG
2003-04	28	0	385	49	94	.521	0	0	---	30	35	.857	28	54	82	19	64	1	7	22	13	128	2.9	0.7	0.25	0.46	4.6	13.8
JAZZ TOTALS	28	0	385	49	94	.521	0	0	---	30	35	.857	28	54	82	19	64	1	7	22	13	128	2.9	0.7	0.25	0.46	4.6	13.8



MOORE, OTTO - CENTER - #34

Born: August 27, 1946 Ht. 6-11 Wt. 205 College: Texas Pan-American
Acquired: Signed as a free agent on 1/27/75 Departed: Contract expired following the 1976-77 season

REGULAR SEASON STATISTICS

YEAR	G	GS	MIN	FG	FGA	PCI	3FG	3FGA	PCT	FTM	FTA	PCT	OFF	DEF	TOT	AST	PF	DQ	STL	TD	BLK	PIS	RPG	APG	SPG	RPG	PPG	MPG	
1974-75	40		33	1055	117	258	.453	---	---	---	45	67	.672	92	236	328	82	146	3	21	---	39	279	8.2	2.1	0.53	0.98	7.0	26.4
1975-76	81		76	2047	293	672	.436	---	---	---	144	226	.637	162	631	793	216	250	3	85	---	136	730	9.8	2.7	1.05	1.68	9.0	29.7
1976-77	81		42	2084	193	477	.405	---	---	---	91	134	.679	160	466	636	181	231	3	54	---	117	477	7.9	2.2	0.67	1.44	5.9	25.7
JAZZ TOTALS	202	151	5546	603	1407	.429	0	0	---	280	427	.656	424	1333	1757	479	627	9	160	0	292	1486	8.7	2.4	0.79	1.45	7.4	21.5	




MORNINGSTAR, DARREN - CENTER - #55

Born: April 22, 1969 Ht. 6-10 Wt. 235 College: Pittsburgh
Acquired: Signed to 10-day contract on 2/21/94 Departed: Released from his 10-day contract on 2/24/94

REGULAR SEASON STATISTICS

YEAR	G	GS	MIN	FG	FGA	PCT	3FG	3FGA	PCT	FTM	FTA	PCT	OFF	DEF	TOT	AST	PF	DQ	STL	TO	BLK	PTS	RPG	APG	SPG	BPG	PPG	MPG
1993-94	1	0	4	1	1	1.000	0	0	---	0	0	---	0	1	1	0	1	0	0	0	0	2	1.0	0.0	0.00	0.00	2.0	4.0
JAZZ TOTALS	1	0	4	1	1	1.000	0	0	---	0	0	---	0	1	1	0	1	0	0	0	0	2	1.0	0.0	0.00	0.00	2.0	4.0



MORRIS, CHRIS - GUARD/FORWARD - #34 (1996-98) / #43 (1995-96)

Born: January 20, 1966 Ht. 6-8 Wt. 228 College: Auburn
 Acquired: Signed as a free agent on 10/7/95 Departed: Contract expired following the 1997-98 season

REGULAR SEASON STATISTICS

YEAR	G	GS	MIN	FG	FGA	PCT	3FG	3FGA	PCT	FTM	FTA	PCT	OFF	DEF	TOT	AST	PF	DQ	STL	TO	BLK	PTS	RPG	APG	SPG	BPG	PPG	MPG
1995-96	66	33	1424	265	606	.437	63	197	.320	98	127	.772	100	129	229	77	140	1	63	71	20	691	3.5	1.2	0.95	0.30	10.5	21.6
1996-97	73	1	977	122	299	.408	31	113	.274	39	54	.722	37	125	162	43	121	3	29	45	24	314	2.2	0.6	0.40	0.33	4.3	13.4
1997-98	54	1	538	85	207	.411	19	62	.306	44	61	.721	35	79	114	24	61	0	25	33	17	233	2.1	0.4	0.46	0.31	4.3	10.0
JAZZ TOTALS	193	35	2939	472	1112	.424	113	372	.304	181	242	.748	172	333	505	144	322	4	117	149	61	1238	2.6	0.7	0.61	0.32	6.4	15.2

PLAYOFF STATISTICS

YEAR	G	GS	MIN	FG	FGA	PCT	3FG	3FGA	PCT	FTM	FTA	PCT	OFF	DEF	TOT	AST	PF	DQ	STL	TO	BLK	PTS	RPG	APG	SPG	BPG	PPG	MPG
1996	18	13	321	45	106	.425	10	37	.270	12	16	.750	24	46	70	19	25	0	13	14	8	132	3.9	1.1	0.72	0.44	7.3	17.8
1997	20	0	175	20	50	.400	8	25	.320	9	15	.600	5	27	32	5	18	0	8	6	3	73	1.6	0.3	0.40	0.15	3.7	8.8
1998	17	0	240	28	69	.406	7	23	.304	14	20	.700	8	39	47	10	38	0	5	8	3	91	2.8	0.6	0.29	0.18	5.4	14.1
JAZZ TOTALS	55	13	736	93	225	.413	25	85	.294	35	51	.686	37	112	149	34	81	0	26	28	14	296	2.7	0.6	0.47	0.25	5.4	13.4



MUNK, CHRIS - FORWARD - #44

Born: August 5, 1967 Ht. 6-9 Wt. 225 College: Southern California
 Acquired: Signed as a free agent on 10/5/90 Departed: Waived on 12/16/90

REGULAR SEASON STATISTICS

YEAR	G	GS	MIN	FG	FGA	PCT	3FG	3FGA	PCT	FTM	FTA	PCT	OFF	DEF	TOT	AST	PF	DQ	STL	TO	BLK	PTS	RPG	APG	SPG	BPG	PPG	MPG
1990-91	11	0	29	3	7	.429	0	0	---	7	12	.583	5	9	14	1	5	0	1	5	2	13	1.3	0.1	0.09	0.18	1.2	2.6
JAZZ TOTALS	11	0	29	3	7	.429	0	0	---	7	12	.583	5	9	14	1	5	0	1	5	2	13	1.3	0.1	0.09	0.18	1.2	2.6



MURDOCK, ERIC - GUARD - #14

Born: June 14, 1968 Ht. 6-1 Wt. 200 College: Providence
 Acquired: Selected in 1st round (21st overall) of 1991 NBA Draft
 Departed: Traded to Milwaukee on 6/24/92 (with Blue Edwards and a 1992 1st-Rd. pick for Jay Humphries and Larry Krystkowiak)

REGULAR SEASON STATISTICS

YEAR	G	GS	MIN	FG	FGA	PCT	3FG	3FGA	PCT	FTM	FTA	PCT	OFF	DEF	TOT	AST	PF	DQ	STL	TO	BLK	PTS	RPG	APG	SPG	BPG	PPG	MPG
1991-92	50	0	478	76	183	.415	5	26	.192	46	61	.754	21	33	54	92	52	0	30	50	7	203	1.1	1.8	0.60	0.14	4.1	9.6
JAZZ TOTALS	50	0	478	76	183	.415	5	26	.192	46	61	.754	21	33	54	92	52	0	30	50	7	203	1.1	1.8	0.60	0.14	4.1	9.6

PLAYOFF STATISTICS

YEAR	G	GS	MIN	FG	FGA	PCT	3FG	3FGA	PCT	FTM	FTA	PCT	OFF	DEF	TOT	AST	PF	DQ	STL	TO	BLK	PTS	RPG	APG	SPG	BPG	PPG	MPG
1992	3	0	11	3	5	.600	0	1	.000	2	21	.000	0	3	3	1	1	0	1	3	1	8	1.0	0.3	0.33	0.33	2.7	3.7
JAZZ TOTALS	3	0	11	3	5	.600	0	1	.000	2	21	.000	0	3	3	1	1	0	1	3	1	8	1.0	0.3	0.33	0.33	2.7	3.7




MURPHY, KEVIN - GUARD - #54

Born: March 6, 1990 Ht. 6-6 Wt. 185 College: Tennessee Tech
 Acquired: Selected in 2nd round (47th overall) of 2012 NBA Draft Departed: Traded to Golden State as part of a three-team trade (with Denver) on 7/10/13

REGULAR SEASON STATISTICS

YEAR	G	GS	MIN	FG	FGA	PCT	3FG	3FGA	PCT	FTM	FTA	PCT	OFF	DEF	TOT	AST	PF	DQ	STL	TO	BLK	PTS	RPG	APG	SPG	BPG	PPG	MPG
2012-13	17	0	52	7	28	.250	1	5	.200	0	0	---	0	4	4	2	4	0	1	3	0	15	0.2	0.1	0.06	0.00	0.9	3.1
JAZZ TOTALS	17	0	52	7	28	.250	1	5	.200	0	0	---	0	4	4	2	4	0	1	3	0	15	0.2	0.1	0.06	0.00	0.9	3.1



MURRY, TOURE' - GUARD - #23

Born: November 8, 1989 Ht. 6-5 Wt. 195 College: Wichita State
 Acquired: Signed as a free agent on 8/28/14 Departed: Waived on 1/4/15

REGULAR SEASON STATISTICS

YEAR	G	GS	MIN	FG	FGA	PCT	3FG	3FGA	PCT	FTM	FTA	PCT	OFF	DEF	TOT	AST	PF	DQ	STL	TO	BLK	PTS	RPG	APG	SPG	BPG	PPG	MPG
2014-15	1	0	1	0	1	.000	0	0	---	0	0	---	0	0	0	0	0	0	0	0	0	0	0.0	0.0	0.00	0.00	0.0	1.0
JAZZ TOTALS	1	0	1	0	1	.000	0	0	---	0	0	---	0	0	0	0	0	0	0	0	0	0	0.0	0.0	0.00	0.00	0.0	1.0

ALL-TIME JAZZ PLAYERS



NATT, KENNY - GUARD - #18

Born: October 5, 1958 Ht. 6-3 Wt. 185 College: Louisiana-Monroe
 Acquired: Signed as a free agent on 2/24/83 Departed: Waived on 10/25/83 Re-acquired: Signed as a free agent on 9/28/84 Departed: Waived on 11/8/84

REGULAR SEASON STATISTICS

YEAR	G	GS	MIN	FG	FGA	FT	FTA	3FG	3FGA	PF	FTM	FTA	3FM	3FTA	OFF	DEF	TOT	AST	PF	DQ	STL	TO	BLK	PTS	RPG	APG	SPG	BPG	PPG	MPG
1982-83	22	0	210	38	73	5.21	0	2	0.000	9	14	6.43	6	16	22	28	36	0	5	22	0	85	1.0	1.3	0.23	0.00	3.9	9.5		
1984-85	4	0	13	2	5	4.00	0	0	---	2	4	5.00	1	1	2	0	2	0	1	0	0	6	0.5	0.0	0.25	0.00	1.5	3.3		
JAZZ TOTALS	26	0	223	40	78	5.13	0	2	0.000	11	18	6.11	7	17	24	28	38	0	6	22	0	91	0.9	1.1	0.23	0.00	3.5	8.6		



NELSON, LOUIE "SWEETS" - GUARD - #14

Born: May 28, 1951 Ht. 6-3 Wt. 190 College: Washington
 Acquired: Selected in Expansion Draft on 5/20/74 (from Washington) Departed: Released on 10/20/76

REGULAR SEASON STATISTICS

YEAR	G	GS	MIN	FG	FGA	FT	FTA	3FG	3FGA	PF	FTM	FTA	3FM	3FTA	OFF	DEF	TOT	AST	PF	DQ	STL	TO	BLK	PTS	RPG	APG	SPG	BPG	PPG	MPG
1974-75	72	36	1898	307	679	4.52	---	---	---	---	192	250	7.68	75	121	196	178	186	1	65	---	6	806	2.7	2.5	0.90	0.08	11.2	26.4	
1975-76	66	62	2030	327	755	4.33	---	---	---	---	169	230	7.35	81	121	202	169	147	1	82	---	6	823	3.1	2.6	1.24	0.09	12.5	30.8	
JAZZ TOTALS	138	98	3928	634	1434	4.42	---	---	---	---	361	480	7.52	156	242	398	347	333	2	147	---	12	1629	2.9	2.5	1.07	0.09	11.8	28.5	




NEMBARD, RUBEN - GUARD - #30

Born: February 20, 1972 Ht. 6-3 Wt. 215 College: Weber State
 Acquired: Signed to first of consecutive 10-day contracts on 1/6/97 Departed: Second 10-day contract expired on 1/26/97

REGULAR SEASON STATISTICS

YEAR	G	GS	MIN	FG	FGA	PCT	3FG	3FGA	PCT	FTM	FTA	PCT	OFF	DEF	TOT	AST	PF	DQ	STL	TO	BLK	PTS	RPG	APG	SPG	BPG	PPG	MPG
1996-97	8	0	94	12	29	.414	0	4	.000	8	10	.800	3	5	8	12	9	0	6	3	0	32	1.0	1.5	0.75	0.00	4.0	11.8
JAZZ TOTALS	8	0	94	12	29	.414	0	4	.000	8	10	.800	3	5	8	12	9	0	6	3	0	32	1.0	1.5	0.75	0.00	4.0	11.8



NICKS, CARL - GUARD - #22

Born: October 6, 1958 Ht. 6-2 Wt. 180 College: Indiana State
 Acquired: By trade from Denver on 12/22/80 (for Billy McKinney) Departed: Waived on 10/18/82

REGULAR SEASON STATISTICS

YEAR	G	GS	MIN	FG	FGA	FT	FTA	3FG	3FGA	PF	FTM	FTA	3FM	3FTA	OFF	DEF	TOT	AST	PF	DQ	STL	TO	BLK	PTS	RPG	APG	SPG	BPG	PPG	MPG
1980-81	40	1	616	107	210	5.10	0	3	0.000	36	67	5.37	24	37	61	69	89	0	32	53	1	250	1.5	1.7	0.80	0.03	6.3	15.4		
1981-82	80	1	1322	252	555	4.54	0	5	0.000	85	150	5.67	67	94	161	89	184	0	66	101	4	589	2.0	1.1	0.83	0.05	7.4	16.5		
JAZZ TOTALS	120	2	1938	359	765	4.69	0	8	0.000	121	217	5.58	91	131	222	158	273	0	98	154	5	839	1.9	1.3	0.82	0.04	7.0	16.2		



NOVAK, STEVE - FORWARD - #16

Born: June 13, 1983 Ht. 6-10 Wt. 225 College: Marquette
 Acquired: By trade from Toronto on 7/10/14 (with a 2nd-nd. pick for Diante Garrett)
 Departed: Traded to Oklahoma City on 2/19/15 as part of 8-player, 3-team trade (with Detroit)

REGULAR SEASON STATISTICS

YEAR	G	GS	MIN	FG	FGA	PCT	3FG	3FGA	PCT	FTM	FTA	PCT	OFF	DEF	TOT	AST	PF	DQ	STL	TO	BLK	PTS	RPG	APG	SPG	BPG	PPG	MPG
2014-15	22	0	109	16	35	.457	16	33	.485	0	2	.000	1	15	16	6	13	0	0	3	1	48	0.7	0.3	0.00	0.05	2.2	5.0
JAZZ TOTALS	22	0	109	16	35	.457	16	33	.485	0	2	.000	1	15	16	6	13	0	0	3	1	48	0.7	0.3	0.00	0.05	2.2	5.0



OKUR, MEHMET - FORWARD/CENTER - #13

Born: May 26, 1979 Ht. 6-11 Wt. 249 From: Turkey
 Acquired: Signed as a free agent on 7/27/04 Departed: Traded to New Jersey on 12/22/11 (for 2nd-Rd. pick and trade exception)

REGULAR SEASON STATISTICS

YEAR	G	GS	MIN	FG	FGA	FT	FTA	3FG	3FGA	PF	FTM	FTA	3FM	3FTA	OFF	DEF	TOT	AST	PF	DQ	STL	TO	BLK	PTS	RPG	APG	SPG	BPG	PPG	MPG	
2004-05	82	25	2304	354	756	4.68	17	63	2.70	329	387	8.50	194	422	616	166	227	2	32	141	681054	7.5	2.0	0.39	0.83	12.9	28.1				
2005-06	82	82	2945	519	1128	4.60	80	234	3.42	354	454	7.80	211	535	746	194	285	4	40	163	731472	9.1	2.4	0.49	0.89	18.0	35.9				
2006-07	80	80	2664	490	1061	4.62	129	336	3.84	296	387	7.65	160	419	579	156	257	1	36	125	381405	7.2	2.0	0.45	0.48	17.6	33.3				
2007-08	72	72	2390	374	841	4.45	114	294	3.88	185	230	8.04	132	424	556	145	236	3	55	104	291047	7.7	2.0	0.76	0.40	14.5	33.2				
2008-09	72	72	2409	431	888	4.85	90	202	4.46	273	334	8.17	124	433	557	120	219	2	54	132	531225	7.7	1.7	0.75	0.74	17.0	33.5				
2009-10	73	73	2149	355	775	4.58	82	213	3.85	196	239	8.20	132	383	515	119	223	1	38	127	81	988	7.1	1.6	0.52	1.11	13.5	29.4			
2010-11	13	0	168	22	62	3.55	5	16	3.13	15	20	7.50	9	21	30	19	18	0	4	7	4	64	2.3	1.5	0.31	0.31	4.9	12.9			
JAZZ TOTALS	474	404	15029	2545	5511	4.62	517	1358	3.81	1648	2051	8.04	962	2637	3599	919	1465	13	259	799	346	7255	7.6	1.9	0.55	0.73	15.3	31.7			

OKUR, MEHMET (CONTINUED)

PLAYOFF STATISTICS

YEAR	G	GS	MIN	FG	FGA	PCT	3FG	3FGA	PCT	FTM	FTA	PCT	OFF	DEF	TOT	AST	PF	DQ	STL	TO	BLK	PTS	RPG	APG	SPG	BPG	PPG	MPG
2007	17	17	585	71	183	.388	25	79	.316	33	42	.786	37	95	132	30	65	2	24	24	16	200	7.8	1.8	1.41	0.94	11.8	34.4
2008	12	12	462	66	156	.423	19	51	.373	34	44	.773	34	107	141	23	37	1	8	19	8	185	11.8	1.9	0.67	0.67	15.4	38.5
2009	2	2	43	2	12	.167	1	3	.333	3	4	.750	2	8	10	4	6	0	0	2	1	8	5.0	2.0	0.00	0.50	4.0	21.5
2010	1	1	11	2	21	.000	1	11	.000	2	21	.000	1	1	2	0	0	0	0	1	0	7	2.0	0.0	0.00	0.00	7.0	11.0
JAZZ TOTALS	32	32	1101	141	353	.399	46	134	.343	72	92	.783	74	211	285	57	108	3	32	46	25	400	8.9	1.8	1.00	0.78	12.5	34.4



O'SULLIVAN, DAN - CENTER - #45


Born: March 3, 1968 Ht: 6-10 Wt: 250 College: Fordham

Acquired: Signed to the first of consecutive 10-day contracts on 12/28/90, for the remainder of the season on 1/16/91

Departed: Waived on 4/1/91

REGULAR SEASON STATISTICS

YEAR	G	GS	MIN	FG	FGA	PCT	3FG	3FGA	PCT	FTM	FTA	PCT	OFF	DEF	TOT	AST	PF	DQ	STL	TO	BLK	PTS	RPG	APG	SPG	BPG	PPG	MPG
1990-91	21	0	85	7	16	.438	0	0	---	7	11	.636	5	12	17	4	18	0	1	4	1	21	0.8	0.2	0.05	0.05	1.0	4.0
JAZZ TOTALS	21	0	85	7	16	.438	0	0	---	7	11	.636	5	12	17	4	18	0	1	4	1	21	0.8	0.2	0.05	0.05	1.0	4.0



ORTIZ, JOSÉ - FORWARD - #44

Born: October 25, 1963 Ht: 6-10 Wt: 225 College: Oregon State

Acquired: Selected in 1st-round (15th overall) of 1987 NBA Draft Departed: Waived on 2/5/90

REGULAR SEASON STATISTICS

YEAR	G	GS	MIN	FG	FGA	PCT	3FG	3FGA	PCT	FTM	FTA	PCT	OFF	DEF	TOT	AST	PF	DQ	STL	TO	BLK	PTS	RPG	APG	SPG	BPG	PPG	MPG
1988-89	51	15	327	55	125	.440	0	1	.000	31	52	.596	30	28	58	11	40	0	8	36	7	141	1.1	0.2	0.16	0.14	2.8	6.4
1989-90	13	0	64	19	42	.452	1	2	.500	3	5	.600	8	7	15	7	15	0	2	5	1	42	1.2	0.5	0.15	0.08	3.2	4.9
JAZZ TOTALS	64	15	391	74	167	.443	1	3	.333	34	57	.596	38	35	73	18	55	0	10	41	8	183	1.1	0.3	0.16	0.13	2.9	6.1



OSTERTAG, GREG - CENTER - #00 (1995-99, '01-04, '05-06) / #39 (1999-2001)

Born: March 6, 1973 Ht: 7-2 Wt: 280 College: Kansas

Acquired: Selected in 1st-round (28th overall) of 1995 NBA Draft Departed: Contract expired following the 2003-04 season

Re-acquired: By trade from Memphis as part of a five-team, 13-player deal on 8/2/05 Departed: Retired following the 2005-06 season

REGULAR SEASON STATISTICS

YEAR	G	GS	MIN	FG	FGA	PCT	3FG	3FGA	PCT	FTM	FTA	PCT	OFF	DEF	TOT	AST	PF	DQ	STL	TO	BLK	PTS	RPG	APG	SPG	BPG	PPG	MPG
1995-96	57	10	661	86	182	.473	0	0	---	36	54	.667	57	118	175	5	91	1	5	25	63	208	3.1	0.1	0.09	1.11	3.6	11.6
1996-97	77	70	1818	210	408	.515	0	4	.000	139	205	.678	180	385	565	27	233	2	24	74	152	559	7.3	0.4	0.31	1.97	7.3	23.6
1997-98	63	23	1288	115	239	.481	0	0	---	67	140	.479	134	240	374	25	166	1	28	74	132	297	5.9	0.4	0.44	2.10	4.7	20.4
1998-99	48	48	1340	99	208	.476	0	0	---	75	121	.620	105	243	348	23	140	2	12	45	131	273	7.3	0.5	0.25	2.73	5.7	27.9
1999-00	81	3	1606	124	267	.464	0	1	.000	119	187	.636	172	310	482	18	196	2	20	79	172	367	6.0	0.2	0.25	2.12	4.5	19.8
2000-01	81	3	1491	139	281	.495	1	2	.500	84	151	.556	164	251	415	22	215	3	22	63	142	363	5.1	0.3	0.27	1.75	4.5	18.4
2001-02	74	14	1107	91	201	.453	0	0	---	63	130	.485	125	188	313	50	152	1	15	51	109	245	4.2	0.7	0.20	1.47	3.3	15.0
2002-03	81	74	1926	169	326	.518	0	0	---	100	196	.510	180	323	503	55	235	4	20	104	147	438	6.2	0.7	0.25	1.81	5.4	23.8
2003-04	78	51	2153	208	437	.476	0	1	.000	113	195	.579	221	357	578	123	228	1	30	99	139	529	7.4	1.6	0.38	1.78	6.8	27.6
2005-06	60	22	807	61	124	.492	0	0	---	24	48	.500	82	143	225	58	129	2	6	46	66	146	3.8	1.0	0.10	1.10	2.4	13.5
JAZZ TOTALS	700	318	14197	1302	2673	.487	1	8	.125	820	1427	.575	1420	2558	3978	406	1785	19	182	660	1253	3425	5.7	0.6	0.26	1.79	4.9	20.3

PLAYOFF STATISTICS

YEAR	G	GS	MIN	FG	FGA	PCT	3FG	3FGA	PCT	FTM	FTA	PCT	OFF	DEF	TOT	AST	PF	DQ	STL	TO	BLK	PTS	RPG	APG	SPG	BPG	PPG	MPG
1996	15	0	212	20	45	.444	0	0	---	13	21	.619	18	32	50	1	28	0	2	4	21	53	3.3	0.1	0.13	1.40	3.5	14.1
1997	20	20	459	34	83	.410	0	0	---	26	35	.743	52	85	137	6	76	3	10	18	47	94	6.9	0.3	0.50	2.35	4.7	23.0
1998	19	1	336	26	46	.565	0	0	---	12	25	.480	25	56	81	5	51	0	7	12	37	64	4.3	0.3	0.37	1.95	3.4	17.7
1999	11	11	261	13	35	.371	0	0	---	18	28	.643	18	47	65	6	27	0	2	8	24	44	5.9	0.5	0.18	2.18	4.0	23.7
2000	8	0	172	10	19	.526	0	0	---	10	22	.455	19	26	45	2	20	0	2	8	17	30	5.6	0.3	0.25	2.13	3.8	21.5
2001	5	0	64	4	11	.364	0	0	---	0	4	.000	6	12	18	1	10	1	0	2	2	8	3.6	0.2	0.00	0.40	1.6	12.8
2002	4	0	87	13	21	.619	0	0	---	1	10	.100	19	15	34	2	14	1	2	6	6	27	8.5	0.5	0.50	1.50	6.8	21.8
2003	5	5	151	16	36	.444	0	0	---	14	19	.737	19	24	43	8	17	1	3	8	9	46	8.6	1.6	0.60	1.80	9.2	30.2
JAZZ TOTALS	87	37	1742	136	296	.459	0	0	---	94	164	.573	176	297	473	31	243	6	28	66	163	366	5.4	0.4	0.32	1.87	4.2	20.0

ALL-TIME JAZZ PLAYERS



OWENS, ANDRE - GUARD - #30

Born: October 31, 1980 Ht. 6-4 Wt. 200 College: Houston
Acquired: Signed as a free agent on 10/3/05 Departed: Traded to Golden State on 7/12/06 (with Devin Brown and Keith McLeod for Derek Fisher)

REGULAR SEASON STATISTICS

YEAR	G	GS	MIN	FG	FGA	PCT	3FG	3FGA	PCT	FTM	FTA	PCT	OFF	DEF	TOT	AST	PF	DQ	STL	TO	BLK	PTS	RPG	APG	SPG	BPG	PPG	MPG
2005-06	23	2	210	27	74	.365	3	16	.188	12	18	.667	11	10	21	8	25	0	5	13	0	69	0.9	0.3	0.22	0.00	3.0	9.1
JAZZ TOTALS	23	2	210	27	74	.365	3	16	.188	12	18	.667	11	10	21	8	25	0	5	13	0	69	0.9	0.3	0.22	0.00	3.0	9.1



PADGETT, SCOTT - FORWARD - #34

Born: April 19, 1976 Ht. 6-9 Wt. 240 College: Kentucky
Acquired: Selected in 1st round (28th overall) of 1999 NBA Draft Departed: Contract expired following the 2002-03 season

REGULAR SEASON STATISTICS

YEAR	G	GS	MIN	FG	FGA	PCt	3FG	3FGA	PCt	FTM	FTA	PCt	OFF	DEF	TOT	AST	PF	DQ	SLT	TO	BLK	PTS	RPG	APG	SPG	BPG	PPG	MPG
1999-00	47	9	432	44	140	.314	13	44	.295	19	27	.704	24	64	88	25	55	1	14	22	8	120	1.9	0.5	0.30	0.17	2.6	9.2
2000-01	27	0	127	18	43	.419	5	9	.556	15	20	.750	19	20	39	5	21	0	6	10	3	56	1.4	0.2	0.22	0.11	2.1	4.7
2001-02	75	1	1295	188	395	.476	49	113	.434	75	102	.735	111	174	285	82	140	0	43	69	13	500	3.8	1.1	0.57	0.17	6.7	17.3
2002-03	82	2	1321	170	423	.402	45	133	.338	81	107	.757	83	189	272	86	148	1	41	70	24	466	3.3	1.0	0.50	0.29	5.7	16.1
JAZZ TOTALS	231	12	3175	420	1001	.420	112	299	.375	190	256	.742	237	447	684	198	364	2	104	171	48	1142	3.0	0.9	0.45	0.21	4.9	13.7

PLAYOFF STATISTICS

YEAR	G	GS	MIN	FG	FGA	FT	FTA	3FG	3FGA	PF	FTM	FTA	3FTM	3FTA	AST	TO	BLK	PTS	RPG	APG	SPG	BPG	PPG	MPG				
2000	8	0	59	6	16	.375	3	9	.333	0	0	—	3	14	17	5	10	0	1	4	2	21	2.1	0.6	0.13	0.25	2.6	7.4
2002	4	0	47	6	13	.462	0	3	.000	4	5	.800	7	7	14	2	6	0	1	5	1	16	3.5	0.5	0.25	0.25	4.0	11.8
2003	4	0	53	8	19	.421	2	7	.286	1	2	.500	6	3	9	4	6	0	3	5	0	19	2.3	1.0	0.75	0.00	4.8	13.3
JAZZ TOTALS	16	0	159	20	48	.417	5	19	.263	5	7	.714	16	24	40	11	22	0	5	14	3	56	2.5	0.7	0.31	0.19	3.5	9.9



PALACIO, MILT - GUARD - #3

Born: February 7, 1978 Ht. 6-4 Wt. 210 College: Colorado State
Acquired: Signed as a free agent on 9/1/05 Departed: Contract expired following the 2005-06 season

REGULAR SEASON STATISTICS

YEAR	G	GS	MIN	FG	FGA	PCT	3FG	3FGA	PCT	FTM	FTA	PCT	OFF	DEF	TOT	AST	PF	DQ	STL	TO	BLK	PTS	RPG	APG	SPG	BPG	PPG	MPG
2005-06	71	18	1376	171	403	.424	1	16	.063	98	150	.653	17	117	134	190	125	1	47	110	14	441	1.9	2.7	0.66	0.20	6.2	19.4
JAZZ TOTALS	71	18	1376	171	403	.424	1	16	.063	98	150	.653	17	117	134	190	125	1	47	110	14	441	1.9	2.7	0.66	0.20	6.2	19.4



PALMER, WALTER - FORWARD/CENTER - #33

Born: October 23, 1968 Ht. 7-2 Wt. 215 College: Dartmouth
Acquired: Selected in 2nd round (33rd overall) of 1990 NBA Draft Departed: Waived on 10/28/91

REGULAR SEASON STATISTICS

YEAR	G	GS	MIN	FG	FGA	PCT	3FG	3FGA	PCT	FTM	FTA	PCT	OFF	DEF	TOT	AST	PF	DQ	SIL	TO	BLK	PTS	RPG	APG	SPG	BPG	PPG	MPG
1990-91	28	0	85	15	45	.333	0	1	.000	10	15	.667	6	15	21	6	20	0	3	6	4	40	0.8	0.2	0.11	0.14	1.4	3.0
JAZZ TOTALS	28	0	85	15	45	.333	0	1	.000	10	15	.667	6	15	21	6	20	0	3	6	4	40	0.8	0.2	0.11	0.14	1.4	3.0

PLAYOFF STATISTICS

YEAR	G	GS	MIN	FG	FGA	PCT	3FG	3FGA	PCT	FTM	FTA	PCT	OFF	DEF	TOT	AST	PF	DQ	STL	TO	BLK	PTS	RPG	APG	SPG	BPG	PPG	MPG
1991	2	0	6	1	4	.250	0	0	---	0	0	---	0	1	1	0	3	0	0	1	0	2	0.5	0.0	0.00	0.00	1.0	3.0
JAZZ TOTALS	2	0	6	1	4	.250	0	0	---	0	0	---	0	1	1	0	3	0	0	1	0	2	0.5	0.0	0.00	0.00	1.0	3.0



PAULTZ, BILLY - CENTER - #5

Born: July 30, 1948 Ht. 6-11 Wt. 245 College: St. John's
Acquired: Signed as a free agent on 9/28/84 Departed: Waived 9/11/85

REGULAR SEASON STATISTICS

YEAR	G	GS	MIN	FG	FGA	PCT	3FG	3FGA	PCT	FTM	FTA	PCT	OFF	DEF	TOT	AST	PF	DQ	STL	TO	BLK	PTS	RPG	APG	SPG	BPG	PPG	MPG
1984-85	62	0	370	32	87	.368	0	0	---	18	28	.643	24	72	96	16	51	0	6	30	11	82	1.5	0.3	0.10	0.18	1.3	6.0
JAZZ TOTALS	62	0	370	32	87	.368	0	0	---	18	28	.643	24	72	96	16	51	0	6	30	11	82	1.5	0.3	0.10	0.18	1.3	6.0

PLAYOFF STATISTICS

YEAR	G	GS	MIN	FG	FGA	PCT	3FG	3FGA	PCT	FTM	FTA	PCT	OFF	DEF	TOT	AST	PF	DQ	STL	TO	BLK	PTS	RPG	APG	SPG	BPG	PPG	MPG
1985	5	0	30	3	8	.375	0	0	---	1	4	.250	3	5	8	2	7	0	1	2	1	7	1.6	0.4	0.20	0.20	1.4	6.0
JAZZ TOTALS	5	0	30	3	8	.375	0	0	---	1	4	.250	3	5	8	2	7	0	1	2	1	7	1.6	0.4	0.20	0.20	1.4	6.0



PAVLOVIC, ALEKSANDAR "SASHA" - FORWARD - #11

Born: November 15, 1983 Ht. 6-7 Wt. 210 From: Serbia
 Acquired: Selected in the 1st round (19th pick overall) in the 2003 NBA Draft
 Departed: Selected by Charlotte (12th overall) in the 2004 Expansion Draft on 6/22/04

REGULAR SEASON STATISTICS

YEAR	G	GS	MIN	FG	FGA	PCI	3FG	3FGA	PCT	FTM	FTA	PCT	OFF	DEF	TOT	AST	PF	DQ	STL	TO	BLK	PTS	RPG	APG	SPG	BPG	PPG	MPG
2003-04	79	14	1144	149	376	396	19	70	.271	65	84	.774	44	115	159	60	187	3	41	67	16	382	2.0	0.8	0.52	0.20	4.8	14.5
JAZZ TOTALS	79	14	1144	149	376	396	19	70	.271	65	84	.774	44	115	159	60	187	3	41	67	16	382	2.0	0.8	0.52	0.20	4.8	14.5



POLYNICE, OLDEN - CENTER - #0

Born: November 21, 1964 Ht. 7-0 Wt. 250 College: Virginia
 Acquired: Signed as a free agent on 8/27/99 Departed: Exercised option to become free agent following 2000-01 season

REGULAR SEASON STATISTICS

YEAR	G	GS	MIN	FG	FGA	3FG	3FGA	PCT	FTM	FTA	PCT	OFF	DEF	TOT	AST	PF	DQ	STL	TO	BLK	PTS	RPG	APG	SPG	BPG	PPG	MPG	
1999-00	82	79	1819	203	398	510	1	2	500	28	90	.311	166	287	453	37	260	1	30	70	84	435	5.5	0.5	0.37	1.02	5.3	22.2
2000-01	81	79	1619	206	415	496	0	1	000	17	65	.262	157	221	378	31	241	2	27	78	77	429	4.7	0.4	0.33	0.95	5.3	20.0
JAZZ TOTALS	163	158	3438	409	813	503	1	3	.333	45	155	.290	323	508	831	68	501	3	57	148	161	864	5.1	0.4	0.35	0.99	5.3	21.1

PLAYOFF STATISTICS

YEAR	G	GS	MIN	FG	FGA	PCT	3FG	3FGA	PCT	FTM	FTA	PCT	OFF	DEF	TOT	AST	PF	DQ	STL	TO	BLK	PTS	RPG	APG	SPG	BPG	PPG	MPG
2000	10	10	260	28	52	538	0	0	---	3	6	.500	24	42	66	5	36	1	3	13	8	59	6.6	0.5	0.30	0.80	5.9	26.0
2001	5	5	100	16	30	533	0	1	0.000	7	10	.700	16	3	19	1	12	0	1	6	2	39	3.8	0.2	0.20	0.40	7.8	20.0
JAZZ TOTALS	15	15	360	44	82	537	0	1	0.000	10	16	.625	40	45	85	6	48	1	4	19	10	98	5.7	0.4	0.27	0.67	6.5	24.0




POQUETTE, BEN - FORWARD/CENTER - #50

Born: May 7, 1955 Ht. 6-9 Wt. 235 College: Central Michigan
 Acquired: Signed as a free agent on 6/28/79 Departed: Traded to Cleveland on 10/14/83 (for cash)

REGULAR SEASON STATISTICS

YEAR	G	GS	MIN	FG	FGA	PCT	3FG	3FGA	PCT	FTM	FTA	PCT	OFF	DEF	TOT	AST	PF	DQ	STL	TO	BLK	PTS	RPG	APG	SPG	BPG	PPG	MPG
1979-80	82	66	2349	296	566	.523	0	2	0.000	139	167	.832	124	436	560	131	283	8	45	103	162	731	6.8	1.6	0.55	1.98	8.9	28.6
1980-81	82	82	2808	324	614	.528	3	6	5.000	126	162	.778	160	469	629	161	342	18	67	122	174	777	7.7	2.0	0.82	2.12	9.5	34.2
1981-82	82	56	1698	220	428	.514	3	10	.300	97	120	.808	117	294	411	94	235	4	51	69	65	540	5.0	1.1	0.62	0.79	6.6	20.7
1982-83	75	50	2331	329	697	.472	1	5	2.000	166	221	.751	155	366	521	168	264	5	64	100	116	825	6.9	2.2	0.85	1.55	11.0	31.1
JAZZ TOTALS	321	254	9186	1169	2305	.507	7	23	.304	528	670	.788	556	1565	2121	554	1124	35	227	394	517	2873	6.6	1.7	0.71	1.61	9.0	28.6



POWELL JR., ROGER - GUARD - #43

Born: January 15, 1983 Ht. 6-6 Wt. 225 College: Illinois
 Acquired: Signed as a free agent on 7/4/06 Departed: Waived on 1/4/07

REGULAR SEASON STATISTICS

YEAR	G	GS	MIN	FG	FGA	PCT	3FG	3FGA	PCT	FTM	FTA	PCT	OFF	DEF	TOT	AST	PF	DQ	STL	TO	BLK	PTS	RPG	APG	SPG	BPG	PPG	MPG
2006-07	3	0	13	0	3	.000	0	1	.000	2	21	.000	3	0	3	0	2	0	0	3	0	2	1.0	0.0	0.00	0.00	0.7	4.3
JAZZ TOTALS	3	0	13	0	3	.000	0	1	.000	2	2	1.000	3	0	3	0	2	0	0	3	0	2	1.0	0.0	0.00	0.00	0.7	4.3



PRICE, RONNIE - GUARD - #17

Born: June 21, 1983 Ht. 6-2 Wt. 190 College: Utah Valley State College (now Utah Valley University)
 Acquired: Signed as a free agent on 7/26/07 Departed: Contract expired following the 2010-11 season

REGULAR SEASON STATISTICS

YEAR	G	GS	MIN	FG	FGA	PCT	3FG	3FGA	PCT	FTM	FTA	PCT	OFF	DEF	TOT	AST	PF	DQ	STL	TO	BLK	PTS	RPG	APG	SPG	BPG	PPG	MPG
2007-08	61	3	588	88	204	431	26	75	.347	26	38	.684	8	38	46	78	83	0	32	30	3	228	0.8	1.3	0.52	0.05	3.7	9.6
2008-09	52	17	738	77	203	379	19	61	.311	34	45	.756	12	57	69	108	74	0	39	61	5	207	1.3	2.1	0.75	0.10	4.0	14.2
2009-10	60	4	806	98	242	405	18	63	.286	41	59	.695	28	46	74	123	109	0	40	56	13	255	1.2	2.1	0.67	0.22	4.3	13.4
2010-11	59	0	717	74	210	.352	20	69	.290	29	39	.744	22	39	61	56	106	2	42	55	5	197	1.0	0.9	0.71	0.08	3.3	12.2
JAZZ TOTALS	232	24	2849	337	859	392	83	268	.310	130	181	.718	70	180	61	365	372	2	153	206	26	887	0.3	1.6	0.66	0.11	3.8	12.3

PLAYOFF STATISTICS

YEAR	G	GS	MIN	FG	FGA	PCT	3FG	3FGA	PCT	FTM	FTA	PCT	OFF	DEF	TOT	AST	PF	DQ	STL	TO	BLK	PTS	RPG	APG	SPG	BPG	PPG	MPG
2008	12	0	68	10	31	.323	3	14	.214	10	13	.769	1	3	4	11	6	0	6	6	2	33	0.3	0.9	0.50	0.17	2.8	5.7
2009	2	0	16	3	10	.300	0	3	.000	2	21	.000	3	0	3	5	4	0	1	0	0	8	1.5	2.5	0.50	0.00	4.0	8.0
2010	10	0	90	7	24	.292	2	7	.286	4	8	.500	5	5	10	14	20	0	4	2	1	20	1.0	1.4	0.40	0.10	2.0	9.0
JAZZ TOTALS	24	0	174	20	65	.308	5	24	.208	16	23	.686	9	8	10	30	30	0	11	8	3	61	0.4	1.3	0.46	0.13	2.5	7.3

ALL-TIME JAZZ PLAYERS



RADOJEVIC, ALEKSANDAR - CENTER - #51

Born: August 8, 1976 Ht. 7-3 Wt. 250 College: Barton County CC (KS)
Acquired: Signed as a free agent on 9/30/04 Departed: Waived on 1/4/05

REGULAR SEASON STATISTICS

YEAR	G	GS	MIN	FG	FGA	CT	3FG	3FGA	CT	FTM	FTA	CT	OFF	DEF	TOT	AST	PF	DQ	STL	TO	BLK	PTS	RPG	APG	SPG	BPG	PPG	MPG
2004-05	12	6	128	6	19	.316	0	0	---	7	10	.700	9	19	28	6	32	1	0	15	2	19	2.3	0.5	0.00	0.17	1.6	10.7
JAZZ TOTALS	12	6	128	6	19	.316	0	0	---	7	10	.700	9	19	28	6	32	1	0	15	2	19	2.3	0.5	0.00	0.17	1.6	10.7




ROBERSON, RICK - FORWARD/CENTER - #20

Born: July 7, 1947 Ht. 6-9 Wt. 235 College: Cincinnati
Acquired: By trade from Portland on 9/16/74 (for Barry Clemens and future considerations) Departed: Waived on 10/22/75

REGULAR SEASON STATISTICS

YEAR	G	GS	MIN	FG	FGA	CT	3FG	3FGA	CT	FTM	FTA	CT	OFF	DEF	TOT	AST	PF	DQ	STL	TO	BLK	PTS	RPG	APG	SPG	BPG	PPG	MPG
1974-75	16	13	339	48	108	.444	---	---	---	23	40	.575	39	79	118	23	49	0	7	---	8	118	7.4	1.4	0.44	0.50	7.4	21.2
JAZZ TOTALS	16	13	339	48	108	.444	---	---	---	23	40	.575	39	79	118	23	49	0	7	---	8	118	7.4	1.4	0.44	0.50	7.4	21.2



ROBERTS, FRED - FORWARD - #33

Born: August 14, 1960 Ht. 6-10 Wt. 210 College: Brigham Young
Acquired: By trade from San Antonio on 12/18/84 (for 1986 and 1987 2nd-Rd. picks)
Departed: Traded to Boston on 9/26/86 (for 1987 3rd-Rd. pick and future considerations)

REGULAR SEASON STATISTICS

YEAR	G	GS	MIN	FG	FGA	CT	3FG	3FGA	CT	FTM	FTA	CT	OFF	DEF	TOT	AST	PF	DQ	STL	TO	BLK	PTS	RPG	APG	SPG	BPG	PPG	MPG
1984-85	52	0	873	164	320	.513	1	11.000	121	144	.840	68	83	151	65	96	0	18	68	10	450	2.9	1.3	0.35	0.19	8.7	16.8	
1985-86	58	0	469	74	167	.443	1	2.500	67	87	.770	31	49	80	27	72	0	8	53	6	216	1.4	0.5	0.14	0.10	3.7	8.1	
JAZZ TOTALS	110	0	1342	238	487	.489	2	3.667	188	231	.814	99	132	231	92	168	0	26	121	16	666	2.1	0.8	0.24	0.15	6.1	12.2	

PLAYOFF STATISTICS

YEAR	G	GS	MIN	FG	FGA	CT	3FG	3FGA	CT	FTM	FTA	CT	OFF	DEF	TOT	AST	PF	DQ	STL	TO	BLK	PTS	RPG	APG	SPG	BPG	PPG	MPG
1985	10	0	130	19	43	.442	0	0	---	16	20	.800	6	11	17	9	16	0	7	14	3	54	1.7	0.9	0.70	0.30	5.4	13.0
1986	4	0	31	7	15	.467	0	0	---	8	9	.889	4	3	7	3	5	0	0	6	0	22	1.8	0.8	0.00	0.00	5.5	7.8
JAZZ TOTALS	14	0	161	26	58	.448	0	0	---	24	29	.828	10	14	24	12	21	0	7	20	3	76	1.7	0.9	0.50	0.21	5.4	11.5



ROBINSON, LEN "TRUCK" - FORWARD - #21

Born: October 4, 1951 Ht. 6-7 Wt. 225 College: Tennessee State
Acquired: Signed as a free agent on 6/28/77 (Ron Behagen and cash awarded to Atlanta as compensation on 10/3/77)
Departed: Traded to Phoenix on 1/12/79 (for Marty Byrnes, Ron Lee, 1979 and 1980 1st-Rd. picks and cash)

REGULAR SEASON STATISTICS

YEAR	G	GS	MIN	FG	FGA	CT	3FG	3FGA	CT	FTM	FTA	CT	OFF	DEF	TOT	AST	PF	DQ	STL	TO	BLK	PTS	RPG	APG	SPG	BPG	PPG	MPG
1977-78	82	82	3638	748	1683	.444	---	---	---	366	572	.640	298	990	1288	171	265	5	73	301	79	186	215.7	2.1	0.89	0.96	22.7	44.4
1978-79	43	43	1781	397	819	.485	---	---	---	245	339	.723	139	438	577	74	130	1	29	143	63	103	13.4	1.7	0.67	1.47	24.2	41.4
JAZZ TOTALS	125	125	5419	1145	2502	.458	---	---	---	611	911	.671	437	1428	1865	245	395	6	102	444	142	290	14.9	2.0	0.82	1.14	23.2	43.4



ROBINZINE, BILL - FORWARD - #52

Born: January 20, 1953 - Died: September 16, 1982 Ht. 6-7 Wt. 230 College: DePaul
Acquired: By trade from Dallas on 8/20/80 (for Wayne Cooper and Allan Bristow) Departed: Contract expired following the 1981-82 season

REGULAR SEASON STATISTICS

YEAR	G	GS	MIN	FG	FGA	CT	3FG	3FGA	CT	FTM	FTA	CT	OFF	DEF	TOT	AST	PF	DQ	STL	TO	BLK	PTS	RPG	APG	SPG	BPG	PPG	MPG
1981-82	56	9	651	131	294	.446	0	0	---	61	75	.813	56	88	144	49	156	5	37	83	5	323	2.6	0.9	0.66	0.09	5.8	11.6
JAZZ TOTALS	56	9	651	131	294	.446	0	0	---	61	75	.813	56	88	144	49	156	5	37	83	5	323	2.6	0.9	0.66	0.09	5.8	11.6



ROTH, SCOTT - FORWARD - #33

Born: June 3, 1963 Ht. 6-8 Wt. 215 College: Wisconsin
Acquired: Signed as free agent from the CBA on 2/25/88 Departed: Waived on 12/12/88

REGULAR SEASON STATISTICS

YEAR	G	GS	MIN	FG	FGA	CT	3FG	3FGA	CT	FTM	FTA	CT	OFF	DEF	TOT	AST	PF	DQ	STL	TO	BLK	PTS	RPG	APG	SPG	BPG	PPG	MPG
1987-88	26	0	201	30	74	.405	2	11	.182	22	30	.733	7	21	28	16	37	0	12	11	0	84	1.1	0.6	0.46	0.00	3.2	7.7
1988-89	16	0	72	7	24	.292	1	6	.167	8	11	.727	0	8	8	7	14	0	5	7	1	23	0.5	0.4	0.31	0.06	1.4	4.5
JAZZ TOTALS	42	0	273	37	98	.378	3	17	.176	30	41	.732	7	29	36	23	51	0	17	18	1	107	0.9	0.5	0.40	0.02	2.5	6.5

ROTH, SCOTT (CONTINUED)

PLAYOFF STATISTICS

YEAR	G	GS	MIN	FG	FGA	PCT	3FG	3FGA	PCT	FTM	FTA	PCT	OFF	DEF	TOT	AST	PF	DQ	STL	TO	BLK	PTS	RPG	APG	SPG	BPG	PPG	MPG
1988	6	0	10	1	3	.333	0	0	---	0	0	---	0	0	0	0	0	0	2	0	0	2	0.0	0.0	0.33	0.00	0.3	1.7
JAZZ TOTALS	6	0	10	1	3	.333	0	0	---	0	0	---	0	0	0	0	0	0	2	0	0	2	0.0	0.0	0.33	0.00	0.3	1.7



RUDD, DELANEY - GUARD - #11


Born: November 8, 1962 Ht. 6-2 Wt. 195 College: Wake Forest
 Acquired: Signed as a free agent on 11/6/89 Departed: Contract expired following the 1991-92 season

REGULAR SEASON STATISTICS

YEAR	G	GS	MIN	FG	FGA	PCT	3FG	3FGA	PCT	FTM	FTA	PCT	OFF	DEF	TOT	AST	PF	DQ	STL	TO	BLK	PTS	RPG	APG	SPG	BPG	PPG	MPG
1989-90	77	2	850	111	259	.429	16	56	.286	35	53	.660	12	43	55	177	81	0	22	88	1	273	0.7	2.3	0.29	0.01	3.5	11.0
1990-91	82	0	874	124	285	.435	17	61	.279	59	71	.831	14	52	66	216	92	0	36	102	2	324	0.8	2.6	0.44	0.02	4.0	10.7
1991-92	65	0	538	75	188	.399	11	47	.234	32	42	.762	15	39	54	109	64	0	15	49	1	193	0.8	1.7	0.23	0.02	3.0	8.3
JAZZ TOTALS	224	2	2262	310	732	.423	44	164	.268	126	166	.759	41	134	175	502	237	0	73	239	4	790	0.8	2.2	0.33	0.02	3.5	10.1

PLAYOFF STATISTICS

YEAR	G	GS	MIN	FG	FGA	PCT	3FG	3FGA	PCT	FTM	FTA	PCT	OFF	DEF	TOT	AST	PF	DQ	STL	TO	BLK	PTS	RPG	APG	SPG	BPG	PPG	MPG
1990	5	0	45	8	23	.348	1	7	.143	1	2	.500	1	2	3	13	10	0	1	3	0	20	0.6	2.6	0.20	0.00	4.0	9.0
1991	9	0	58	9	21	.429	4	12	.333	2	4	.500	2	0	2	17	6	0	3	3	0	32	0.2	1.9	0.33	0.00	3.6	6.4
1992	10	0	84	10	21	.476	2	7	.286	3	4	.750	0	4	4	19	11	0	3	4	0	29	0.4	1.9	0.30	0.00	2.9	8.4
JAZZ TOTALS	24	0	187	27	65	.415	7	26	.269	6	10	.600	3	6	9	49	27	0	7	10	0	81	0.4	2.0	0.29	0.00	3.4	7.8



RUFFIN, MICHAEL - FORWARD - #51

Born: January 21, 1977 Ht. 6-8 Wt. 246 College: Tulsa
 Acquired: Signed as a Free Agent on 8/6/03 Departed: Contract expired following the 2003-04 season

REGULAR SEASON STATISTICS

YEAR	G	GS	MIN	FG	FGA	PCT	3FG	3FGA	PCT	FTM	FTA	PCT	OFF	DEF	TOT	AST	PF	DQ	STL	TO	BLK	PTS	RPG	APG	SPG	BPG	PPG	MPG
2003-04	41	23	733	38	117	.325	0	0	---	16	38	.421	78	129	207	41	103	1	22	42	21	92	5.0	1.0	0.54	0.51	2.2	17.9
JAZZ TOTALS	41	23	733	38	117	.325	0	0	---	16	38	.421	78	129	207	41	103	1	22	42	21	92	5.0	1.0	0.54	0.51	2.2	17.9



RUSH, BRANDON - GUARD - #25

Born: July 7, 1985 Ht. 6-6 Wt. 233 College: Kansas
 Acquired: By trade from Golden State as part of a three-team trade (with Denver) on 7/10/13 Departed: Contract expired following the 2013-14 season

REGULAR SEASON STATISTICS

YEAR	G	GS	MIN	FG	FGA	PCT	3FG	3FGA	PCT	FTM	FTA	PCT	OFF	DEF	TOT	AST	PF	DQ	STL	TO	BLK	PTS	RPG	APG	SPG	BPG	PPG	MPG
2013-14	38	0	418	30	90	.333	16	47	.340	3	5	.600	5	39	44	24	31	0	5	20	9	79	1.2	0.6	0.13	0.24	2.1	11.0
JAZZ TOTALS	38	0	418	30	90	.333	16	47	.340	3	5	.600	5	39	44	24	31	0	5	20	9	79	1.2	0.6	0.13	0.24	2.1	11.0



RUSSELL, BRYON - GUARD/FORWARD - #3 (1996-2002) / #34 (1993-96)

Born: December 31, 1970 Ht. 6-7 Wt. 225 College: Long Beach State
 Acquired: Selected in 2nd round (45th overall) of 1993 NBA Draft Departed: Contract expired following the 2001-02 season

REGULAR SEASON STATISTICS

YEAR	G	GS	MIN	FG	FGA	PCT	3FG	3FGA	PCT	FTM	FTA	PCT	OFF	DEF	TOT	AST	PF	DQ	STL	TO	BLK	PTS	RPG	APG	SPG	BPG	PPG	MPG
1993-94	67	48	1121	135	279	.484	2	22	.091	62	101	.614	61	120	181	54	138	0	68	55	19	334	2.7	0.8	1.01	0.28	5.0	16.7
1994-95	63	15	860	104	238	.437	13	44	.295	62	93	.667	44	97	141	34	101	0	48	42	11	283	2.2	0.5	0.76	0.17	4.5	13.7
1995-96	59	9	577	56	142	.394	14	40	.350	48	67	.716	28	62	90	29	66	0	29	36	8	174	1.5	0.5	0.49	0.14	2.9	9.8
1996-97	81	81	2525	297	620	.479	108	264	.409	171	244	.701	79	252	331	123	237	2129	94	27	873	4.1	1.5	1.59	0.33	10.8	31.2	
1997-98	82	7	2219	226	525	.430	73	214	.341	213	278	.766	78	248	326	101	229	2	90	81	31	738	4.0	1.2	1.10	0.38	9.0	27.1
1998-99	50	50	1770	217	468	.464	52	147	.354	136	171	.795	65	201	266	74	154	3	76	76	15	622	5.3	1.5	1.52	0.30	12.4	35.4
1999-00	82	70	2900	408	914	.446	106	268	.396	237	316	.750	99	328	427	158	255	3128	101	231	159	5.2	1.9	1.56	0.28	14.1	35.4	
2000-01	78	46	2473	308	700	.440	95	230	.413	222	285	.779	94	236	330	160	229	1	96	113	20	933	4.2	2.1	1.23	0.26	12.0	31.7
2001-02	66	40	1998	222	584	.380	77	226	.341	115	140	.821	79	216	295	136	205	1	64	110	19	636	4.5	2.1	0.97	0.29	9.6	30.3
JAZZ TOTALS	628	366	16443	1973	4470	.441	540	1455	.371	1266	1695	.747	627	1760	2387	869	1614	12	728	708	173	5752	3.8	1.4	1.16	0.28	9.2	26.2

RUSSELL, BRYON (CONTINUED)

PLAYOFF STATISTICS

YEAR	G	GS	MIN	FG	FGA	PCT	3FG	3FGA	PCT	FTM	FTA	PCT	OFF	DEF	TOT	AST	PF	DQ	STL	TO	BLK	PTS	RPG	APG	SPG	BPG	PPG	MPG
1994	6	0	36	4	10	.400	2	3	.667	6	61.000	4	5	9	3	3	0	0	1	0	20	1.5	0.5	0.00	0.00	3.3	6.0	
1995	2	0	13	4	7	.571	2	4	.500	1	2	.500	1	1	2	3	2	0	1	0	15	1.0	1.5	0.50	0.00	7.5	6.5	
1996	18	0	459	58	124	.468	25	53	.472	31	38	.816	17	58	75	22	42	0	23	10	9	222	4.2	1.2	1.28	0.50	12.3	25.5
1997	20	20	758	89	193	.461	36	101	.356	31	43	.721	18	74	92	27	59	1	21	20	6	317	4.6	1.4	1.05	0.30	15.9	37.9
1998	20	13	698	69	147	.469	23	63	.365	58	81	.716	12	81	93	22	49	0	21	17	5	265	4.7	1.1	1.05	0.25	13.3	34.9
1999	11	11	387	49	115	.426	9	36	.250	26	36	.722	17	50	67	13	37	0	20	11	2	151	6.1	1.2	1.82	0.18	13.7	35.2
2000	10	10	371	48	114	.421	13	45	.289	31	41	.756	9	43	52	21	27	0	16	15	5	166	5.2	2.1	1.60	0.50	16.6	37.1
2001	5	5	214	25	56	.446	10	22	.455	11	12	.917	4	32	36	15	13	0	3	2	1	91	7.2	3.0	0.60	0.20	18.2	42.8
2002	4	4	120	9	36	.250	6	15	.400	4	41.000	6	11	17	7	15	1	4	9	0	28	4.3	1.8	1.00	0.00	7.0	30.0	
JAZZ TOTALS	96	63	3056	355	802	.443	126	342	.368	199	263	.757	88	355	443	133	247	2	109	85	28	1275	4.6	1.4	1.14	0.29	13.3	31.8




SAUNDERS, FRED - FORWARD - #12

Born: June 13, 1951 Ht. 6-7 Wt. 210 College: Syracuse

Acquired: By trade from Boston on 2/2/78 (for 1978 2nd-Rd. pick) Departed: Waived on 10/4/78

REGULAR SEASON STATISTICS

YEAR	G	GS	MIN	FG	FGA	PCT	3FG	3FGA	PCT	FTM	FTA	PCT	OFF	DEF	TOT	AST	PF	DQ	STL	TO	BLK	PTS	RPG	APG	SPG	BPG	PPG	MPG
1977-78	30	0	400	69	143	.483	---	---	---	12	19	.632	27	47	74	35	72	3	14	10	22	150	2.5	1.2	0.47	0.73	5.0	13.3
JAZZ TOTALS	30	0	400	69	143	.483	---	---	---	12	19	.632	27	47	74	35	72	3	14	10	22	150	2.5	1.2	0.47	0.73	5.0	13.3




SCHAYES, DANNY - CENTER - #24

Born: May 10, 1959 Ht. 6-11 Wt. 260 College: Syracuse

Acquired: Selected in 1st Round (13th overall) of 1981 NBA Draft Departed: Traded to Denver on 2/7/83 (for Rich Kelley and cash)

REGULAR SEASON STATISTICS

YEAR	G	GS	MIN	FG	FGA	PCT	3FG	3FGA	PCT	FTM	FTA	PCT	OFF	DEF	TOT	AST	PF	DQ	STL	TO	BLK	PTS	RPG	APG	SPG	BPG	PPG	MPG
1981-82	82	20	1623	252	524	.481	0	1	.000	140	185	.757	131	296	427	146	292	4	46	151	72	644	5.2	1.8	0.56	0.88	7.9	19.8
1982-83	50	50	1638	231	514	.449	0	1	.000	157	195	.805	137	312	449	165	216	7	39	195	68	619	9.0	3.3	0.78	1.36	12.4	32.8
JAZZ TOTALS	132	70	3261	483	1038	.465	0	2	.000	297	380	.782	268	608	876	311	508	11	85	346	140	1263	6.6	2.4	0.64	1.06	9.6	24.7



SCURRY, CAREY - FORWARD - #22

Born: December 4, 1962 Ht. 6-7 Wt. 190 College: Long Island University

Acquired: Selected in 2nd round (39th overall) of 1985 NBA Draft Departed: Waived on 1/20/88

REGULAR SEASON STATISTICS

YEAR	G	GS	MIN	FG	FGA	PCT	3FG	3FGA	PCT	FTM	FTA	PCT	OFF	DEF	TOT	AST	PF	DQ	STL	TO	BLK	PTS	RPG	APG	SPG	BPG	PPG	MPG
1985-86	78	0	1168	142	301	.472	1	11	.091	78	126	.619	97	145	242	85	171	2	78	96	66	363	3.1	1.1	1.00	0.85	4.7	15.0
1986-87	69	5	753	123	247	.498	4	13	.308	94	134	.701	97	101	198	57	124	1	55	56	54	344	2.9	0.8	0.80	0.78	5.0	10.9
1987-88	29	0	447	54	116	.466	3	8	.375	27	39	.692	29	52	81	49	78	0	47	41	22	138	2.8	1.7	1.62	0.76	4.8	15.4
JAZZ TOTALS	176	5	2368	319	664	.480	8	32	.250	199	299	.666	223	298	521	191	373	3	180	193	142	845	3.0	1.1	1.02	0.81	4.8	13.5

PLAYOFF STATISTICS

YEAR	G	GS	MIN	FG	FGA	PCT	3FG	3FGA	PCT	FTM	FTA	PCT	OFF	DEF	TOT	AST	PF	DQ	STL	TO	BLK	PTS	RPG	APG	SPG	BPG	PPG	MPG
1986	4	0	54	8	20	.400	0	2	.000	1	2	.500	10	6	16	3	12	0	1	2	4	17	4.0	0.8	0.30	0.80	4.3	0.3
1987	4	0	57	10	22	.455	1	2	.500	3	7	.429	7	7	14	0	10	0	4	2	5	26	3.5	0.0	1.00	0.00	6.5	1.0
JAZZ TOTALS	8	0	111	18	42	.429	1	4	.250	4	9	.444	17	13	30	3	22	0	5	4	9	43	3.8	0.4	0.63	1.13	5.4	13.9



SMITH, ROBERT - GUARD - #5

Born: March 10, 1955 Ht. 5-11 Wt. 165 College: Nevada-Las Vegas

Acquired: By trade from Denver on 10/9/79 (for future considerations) Departed: Waived on 10/25/79

REGULAR SEASON STATISTICS

HEADLINE STATISTICS																												
YEAR	G	GS	MIN	FG	FGA	PCT	3FG	3FGA	PCT	FTM	FTA	PCT	OFF	DEF	TOT	AST	PF	DQ	STL	TO	BLK	PTS	RPG	APG	SPG	BPG	PPG	MPG
1979-80	6	0	73	5	15	.333	0	0	---	5	51.000	3	0	3	7	3	0	4	1	0	15	0.5	1.2	0.67	0.00	2.5	12.2	
JAZZ TOTALS	6	0	73	5	15	.333	0	0	---	5	51.000	3	0	3	7	3	0	4	1	0	15	0.5	1.2	0.67	0.00	2.5	12.2	

ALL-TIME JAZZ PLAYERS



SNYDER, KIRK - GUARD - #3

Born: June 5, 1983 Ht. 6-6 Wt. 225 College: Nevada
Acquired: Selected in 1st Round (16th overall) of 2004 NBA Draft Departed: Traded to New Orleans as part of a five-team deal on 8/2/05

REGULAR SEASON STATISTICS

YEAR	G	GS	MIN	FG	FGA	PTC	3FG	3FGA	PTC	FTM	FTA	PTC	OFF	DEF	TOT	AST	PF	DQ	STL	TO	BLK	PTS	RPG	APG	SPG	BPG	PPG	MPG
2004-05	68	7	906	122	328	.372	30	85	.353	64	96	.667	50	71	121	36	116	0	26	58	19	338	1.8	0.5	0.38	0.28	5.0	13.3
JAZZ TOTALS	68	7	906	122	328	.372	30	85	.353	64	96	.667	50	71	121	36	116	0	26	58	19	338	1.8	0.5	0.38	0.28	5.0	13.3



SPENCER, FELTON - CENTER - #50

Born: January 5, 1968 Ht. 7-0 Wt. 265 College: Louisville
Acquired: By trade from Minnesota on 6/30/93 (for Mike Brown) Departed: Traded to Orlando on 8/9/96 (for Kenny Gattison, Brooks Thompson and a future 1st-Rd. pick)

REGULAR SEASON STATISTICS

YEAR	G	GS	MIN	FG	FGA	FT	FTA	3FG	3FGA	CT	FTM	FTA	CT	OFF	DEF	TOT	AST	PF	DQ	STL	TO	BLK	PTS	RPG	APG	SPG	BPG	PPG	MPG
1993-94	79	79	2210	256	507	.505	0	0	---	165	272	.607	235	423	658	43	304	5	41	127	67	677	8.3	0.5	0.52	0.85	8.6	28.0	
1994-95	34	34	905	105	215	.488	0	0	---	107	135	.793	90	170	260	17	131	3	12	68	32	317	7.6	0.5	0.35	0.94	9.3	26.6	
1995-96	71	70	1267	146	281	.520	0	0	---	104	151	.689	100	206	306	11	240	1	20	77	54	396	4.3	0.2	0.28	0.76	5.6	17.8	
JAZZ TOTALS	184	183	4382	507	1003	.505	0	0	---	376	558	.674	425	799	1224	71	675	9	73	272	153	1390	6.7	0.4	0.40	0.83	7.6	23.8	

PLAYOFF STATISTICS

YEAR	G	GS	MIN	FG	FGA	PLT	3FG	3FGA	PCT	FTM	FTA	PCT	OFF	DEF	TOT	AST	PF	DQ	STL	TO	BLK	PTS	RPG	APG	SPG	BPG	PPG	MPG
1994	16	16	492	47	105	.448	0	0	---	33	50	.660	61	74	135	7	73	3	3	24	20	127	8.4	0.4	0.19	1.25	7.9	30.8
1996	18	18	276	23	53	.434	0	1	0.000	5	9	.556	26	28	54	2	58	0	5	19	22	51	3.0	0.1	0.28	1.22	2.8	15.3
JAZZ TOTALS	34	34	768	70	158	.443	0	1	0.000	38	59	.644	87	102	189	9	131	3	8	43	42	178	5.6	0.3	0.24	1.24	5.2	22.6



STALLWORTH, BUD - FORWARD - #15

Born: January 18, 1950 Ht. 6-5 Wt. 190 College: Kansas
Acquired: Selected in Expansion Draft on 5/20/74 (from Seattle) Departed: Contract expired following the 1976-77 season

REGULAR SEASON STATISTICS

YEAR	G	GS	MIN	FG	FGA	FT	FTA	3FG	3FGA	CT	FTM	FTA	CT	OFF	DEF	TOT	AST	PF	DQ	STL	TO	BLK	PTS	RPG	APG	SPG	BPG	PPG	MPG
1974-75	73	55	1668	298	710	.420	---	---	---	125	182	.687	78	168	246	46	208	4	59	---	11	721	3.4	0.6	0.81	0.15	9.9	22.8	
1975-76	56	30	1051	211	483	.437	---	---	---	85	124	.685	42	103	145	53	135	1	30	---	17	507	2.6	0.9	0.54	0.30	9.1	18.8	
1976-77	40	9	526	126	272	.463	---	---	---	17	29	.586	19	52	71	23	76	1	19	---	11	269	1.8	0.6	0.48	0.28	6.7	13.2	
JAZZ TOTALS	169	94	3245	635	1465	.433	---	---	---	227	335	.678	139	323	462	122	419	6	108	---	39	1497	2.7	0.7	0.64	0.23	8.9	19.2	



STARKS, JOHN - GUARD - #9

Born: August 10, 1965 Ht. 6-5 Wt. 185 College: Oklahoma State
Acquired: Signed as a free agent on 8/3/00 Departed: Contract expired following the 2001-02 season

REGULAR SEASON STATISTICS

YEAR	G	GS	MIN	FG	FGA	FT	FTA	3FG	3FGA	CT	FTM	FTA	CT	OFF	DEF	TOT	AST	PF	DQ	STL	TO	BLK	PTS	RPG	APG	SPG	BPG	PPG	MPG
2000-01	75	64	2122	273	686	.398	64	182	.352	33	41	.802	29	125	154	178	21	2	73	94	0	690	2.1	2.4	0.97	0.13	9.3	28.3	
2001-02	66	1	929	114	310	.368	29	195	.305	83	115	.805	15	53	68	70	126	1	33	52	0	290	1.0	1.1	0.50	0.00	4.4	14.1	
JAZZ TOTALS	141	65	3051	387	996	.389	93	277	.336	122	152	.803	44	178	222	248	343	3	106	146	10	989	1.6	1.8	0.75	0.07	7.0	21.6	

PLAYOFF STATISTICS

YEAR	G	GS	MIN	FG	FGA	PCT	3FG	3FGA	PCT	FTM	FTA	PCT	OFF	DEF	TOT	AST	PF	DQ	STL	TO	BLK	PTS	RPG	APG	SPG	BPG	PPG	MPG
2001	3	0	36	4	12	.333	1	4	.250	2	21.000	0	3	3	1	5	0	1	2	1	13	1.0	0.3	0.33	0.33	4.3	12.0	
JAZZ TOTALS	3	0	36	4	12	.333	1	4	.250	2	21.000	0	3	3	1	5	0	1	2	1	13	1.0	0.3	0.33	0.33	4.3	12.0	



STEVENSON, DESHAWN - GUARD - #2

Born: April 3, 1981 Ht. 6-5 Wt. 210 From: Washington Union H.S. (CA)
Acquired: Selected in 1st round (23rd overall) of 2000 NBA Draft Departed: Traded to Orlando on 2/19/2004 (with a future 2nd-Rd. pick for Gordon Ginzick)

REGULAR SEASON STATISTICS


YEAR	G	GS	MIN	FG	FGA	FT	FTA	3FG	3FGA	CT	FTM	FTA	CT	OFF	DEF	TOT	AST	PF	DQ	STL	TO	BLK	PTS	RPG	APG	SPG	BPG	PPG	MPG
2000-01	40	2	293	31	91	.341	1	12	.083	26	38	.684	9	19	28	18	29	0	10	28	2	89	0.7	0.5	0.25	0.05	2.2	7.3	
2001-02	67	23	1134	143	371	.385	2	25	.080	37	53	.698	44	87	131	116	82	0	29	68	24	325	2.0	1.7	0.43	0.36	4.9	16.9	
2002-03	61	8	760	114	284	.401	4	12	.333	47	68	.691	22	63	85	40	57	0	22	49	8	279	1.4	0.7	0.36	0.13	4.6	12.5	
2003-04	54	54	1511	261	586	.445	7	30	.233	89	133	.669	43	135	178	92	86	0	28	80	16	618	3.3	1.7	0.52	0.30	11.4	28.0	
JAZZ TOTALS	222	87	3698	549	1332	.412	14	79	.177	199	292	.682	118	304	422	266	254	0	89	225	50	1311	1.9	1.2	0.40	0.23	5.9	16.7	

ALL-TIME JAZZ PLAYERS

STEVENSON, DESHAWN (CONTINUED)

PLAYOFF STATISTICS

YEAR	G	GS	MIN	FG	FGA	FT	3FG	3FGA	FT	3FT	OFF	DEF	TOT	AST	PF	DD	STL	TO	BLK	PTS	RPG	APG	SPG	BPG	PPG	MPG	
2001	1	0	8	1	2	5.00	0	0	---	0	---	0	1	1	0	0	0	1	0	2	1.0	0.0	0.00	0.00	2.0	8.0	
2003	4	0	37	6	15	.400	0	2	.000	6	61.000	2	5	7	4	3	0	1	0	18	1.8	1.0	0.25	0.00	4.5	9.3	
JAZZ TOTALS	5	0	45	7	17	.412	0	2	.000	6	6	1.000	2	6	8	4	3	0	1	0	20	1.6	0.8	0.20	0.00	4.0	9.0



STOCKTON, JOHN - GUARD - #12*

Born: March 26, 1962 Ht. 6-1 Wt. 175 College: Gonzaga
 Acquired: Selected in 1st round (16th overall) of 1984 NBA Draft Departed: Retired following the 2002-03 season
 *Uniform #12 retired in his honor 11/22/04 *Inducted into Basketball Hall of Fame in 2009

REGULAR SEASON STATISTICS

YEAR	G	GS	MIN	FG	FGA	FT	3FG	3FGA	FT	FT%	PTS	REB	AST	PF	DD	STL	TO	BLK	PTS	RPG	APG	SPG	BPG	PPG	MPG			
1984-85	82	5	1490	157	333	.471	2	11	.182	142	193	.736	26	79	105	415	203	3	109	150	11	458	1.3	5.1	1.33	0.13	5.6	18.2
1985-86	82	38	1935	228	466	.489	2	15	.133	172	205	.839	33	146	179	610	227	2	157	168	10	630	2.2	7.4	1.91	0.12	7.7	23.6
1986-87	82	2	1858	231	463	.499	7	38	.184	179	229	.782	32	119	151	670	224	1	177	164	14	648	1.8	8.2	2.16	0.17	7.9	22.7
1987-88	82	79	2842	454	791	.574	24	67	.358	272	324	.840	54	183	237	1128	247	5	242	262	16	1204	2.9	13.8	2.95	0.20	14.7	34.7
1988-89	82	82	3171	497	923	.538	16	66	.242	390	452	.863	83	165	248	1118	241	3	263	308	14	1400	3.0	13.6	3.21	0.17	17.1	38.7
1989-90	78	78	2915	472	918	.514	47	113	.416	354	432	.819	57	149	206	1134	233	3	207	272	18	1345	2.6	14.5	2.65	0.23	17.2	37.4
1990-91	82	82	3103	496	978	.507	58	168	.345	363	434	.836	46	191	237	1164	233	1	234	298	16	1413	2.9	14.2	2.85	0.20	17.2	37.8
1991-92	82	82	3002	453	939	.482	83	204	.407	308	366	.842	68	202	270	1126	234	3	244	286	22	1297	3.3	13.7	2.98	0.27	15.8	36.6
1992-93	82	82	2863	437	899	.486	72	187	.385	293	367	.798	64	173	237	987	224	2	199	266	21	1239	2.9	12.0	2.43	0.26	15.1	34.9
1993-94	82	82	2969	458	868	.528	48	149	.322	272	338	.805	72	186	258	1031	236	3	199	266	22	1236	3.1	12.6	2.43	0.27	15.1	36.2
1994-95	82	82	2867	429	791	.542	102	227	.449	246	306	.804	57	194	251	1011	215	3	194	267	22	1206	3.1	12.3	2.37	0.27	14.7	35.0
1995-96	82	82	2915	440	818	.538	95	225	.422	234	282	.830	54	172	226	916	207	1	140	246	15	1109	2.8	11.2	1.71	0.18	14.7	35.5
1996-97	82	82	2896	416	759	.548	76	180	.422	275	325	.846	45	183	228	860	194	2	166	248	15	1283	2.8	10.5	2.02	0.18	14.4	35.3
1997-98	64	64	1858	270	511	.528	39	91	.429	191	231	.827	35	131	166	543	138	0	89	161	10	770	2.6	8.5	1.39	0.16	12.0	29.0
1998-99	50	50	1410	200	410	.488	16	50	.320	137	169	.811	31	115	146	374	107	0	81	110	13	553	2.9	7.5	1.62	0.26	11.1	28.2
1999-00	82	82	2432	363	725	.501	43	121	.355	221	257	.860	45	170	215	703	192	0	143	179	15	990	2.6	8.6	1.74	0.18	12.1	29.7
2000-01	82	82	2397	328	651	.504	61	132	.462	227	278	.817	54	173	227	713	194	1	132	203	21	944	2.8	8.7	1.61	0.26	11.5	29.2
2001-02	82	82	2566	401	775	.517	25	78	.321	275	321	.857	59	204	263	674	209	1	152	208	24	1102	3.2	8.2	1.85	0.29	13.4	31.3
2002-03	82	82	2275	309	640	.483	29	80	.363	237	287	.826	51	150	201	629	184	1	137	182	16	884	2.5	7.7	1.67	0.20	10.8	27.7
JAZZ TOTALS	1504	1300	47764	7039	13658	.515	845	2202	.384	4788	5796	.826	966	3085	4051	15806	3942	35	3265	4244	315	19711	2.7	10.5	2.17	0.21	13.1	31.8

PLAYOFF STATISTICS

YEAR	G	GS	MIN	FG	FGA	PTC	3FG	3FGA	PTC	FTM	FTA	PTC	OFF	DEF	TOT	AST	PF	DQ	STL	TO	BLK	PTS	RPG	APG	SPG	BPG	PPG	MPG
1985	10	0	186	21	45	.467	0	2	.000	26	35	.743	7	21	28	43	30	0	11	6	2	68	2.8	4.3	1.10	0.20	6.8	18.6
1986	4	0	73	9	17	.529	1	11	.000	8	9	.889	3	3	6	14	10	0	5	4	0	27	1.5	3.5	1.25	0.00	6.8	18.3
1987	5	2	157	18	29	.621	4	5	.800	10	13	.769	2	9	11	40	18	0	15	11	1	50	2.2	8.0	3.00	0.20	10.0	31.4
1988	11	11	478	68	134	.507	4	14	.286	75	91	.824	14	31	45	163	36	0	37	48	3	215	4.114	3.36	0.27	19.5	43.5	
1989	3	3	139	30	59	.508	3	4	.750	19	21	.905	2	8	10	41	15	0	11	11	5	82	3.313	3.67	1.67	27.3	46.3	
1990	5	5	194	29	69	.420	1	13	.077	16	20	.800	4	12	16	75	20	0	6	14	0	75	3.215	1.0	0.00	15.0	38.8	
1991	9	9	373	58	108	.537	11	27	.407	37	44	.841	10	32	42	124	33	0	20	32	2	164	4.713	2.22	0.22	18.2	41.4	
1992	16	16	623	77	182	.423	18	58	.310	65	78	.833	10	37	47	217	38	0	34	58	5	237	2.913	2.13	0.31	14.8	38.9	
1993	5	5	193	23	51	.451	5	13	.385	15	18	.833	5	7	12	55	16	0	12	15	0	66	2.411	0.40	0.00	13.2	38.6	
1994	16	16	597	88	193	.456	4	24	.167	51	63	.810	14	38	52	157	44	0	27	40	8	231	3.3	9.8	1.69	0.50	14.4	37.3
1995	5	5	193	34	74	.459	8	20	.400	13	17	.765	6	11	17	51	13	0	7	14	1	89	3.410	1.40	0.20	17.8	38.6	
1996	18	18	679	70	157	.446	11	38	.289	48	59	.814	14	44	58	195	50	0	29	58	7	199	3.210	1.61	0.39	11.1	37.7	
1997	20	20	739	113	217	.521	19	50	.380	77	90	.856	18	60	78	191	52	0	33	62	5	322	3.9	9.6	1.65	0.25	16.1	37.0
1998	20	20	596	81	164	.494	9	26	.346	51	71	.718	16	44	60	155	54	0	31	48	3	222	3.0	7.8	1.55	0.11	29.8	
1999	11	11	352	42	105	.400	4	12	.333	34	46	.739	11	25	36	92	32	0	18	31	1	122	3.3	8.4	1.64	0.09	11.1	32.0
2000	10	10	350	41	89	.461	7	18	.389	23	30	.767	7	23	30	103	30	0	13	26	2	112	3.010	1.30	0.20	11.2	35.0	
2001	5	5	186	17	37	.459	0	8	.000	15	21	.714	11	17	28	57	19	0	7	3	49	5.611	1.4	0.00	0.60	9.8	37.2	
2002	4	4	141	18	40	.450	2	7	.286	12	13	.923	3	13	16	40	16	1	11	8	1	50	4.010	0.75	0.25	12.5	35.3	
2003	5	5	149	18	39	.462	0	1	.000	20	201.000	5	11	16	26	13	0	8	14	1	56	3.2	5.2	1.60	0.20	11.2	29.8	
JAZZ TOTALS	182	165	6398	855	1809	.473	111	341	.326	615	759	.810	162	446	608	1839	539	1	338	517	50	2436	3.3	10.1	1.86	0.27	13.4	35.2




TERRELL, IRA - FORWARD - #34

Born: June 19, 1954 Ht. 6-8 Wt. 205 College: Southern Methodist
Acquired: Signed as a free agent on 10/30/78 Departed: Waived on 1/15/79

REGULAR SEASON STATISTICS

YEAR	G	GS	MIN	FG	FGA	PCT	3FG	3FGA	PCT	FTM	FTA	PCT	OFF	DEF	TOT	AST	PF	DQ	STL	TO	BLK	PTS	RPG	APG	SPG	BPG	PPG	MPG
1978-79	31	18	572	63	144	.438	---	---	---	27	38	.711	34	75	109	26	73	0	15	36	22	153	3.5	0.8	0.48	0.71	4.9	18.5
JAZZ TOTALS	31	18	572	63	144	.438	---	---	---	27	38	.711	34	75	109	26	73	0	15	36	22	153	3.5	0.8	0.48	0.71	4.9	18.5



THOMAS, MALCOLM - FORWARD - #22

Born: November 8, 1988 Ht. 6-9 Wt. 225 College: San Diego State
Acquired: Claimed off waivers (from San Antonio) on 1/25/14 Departed: Traded to Cleveland on 7/22/14 (with Erik Murphy & Malcolm Thomas for Carrick Felix, 2015 2nd-Rd. pick & cash)

REGULAR SEASON STATISTICS

YEAR	G	GS	MIN	FG	FGA	PCT	3FG	3FGA	PCT	FTM	FTA	PCT	OFF	DEF	TOT	AST	PF	DQ	STL	TO	BLK	PTS	RPG	APG	SPG	BPG	PPG	MPG
2013-14	7	0	48	6	12	.500	1	4	.250	0	0	---	4	8	12	2	5	0	0	8	1	13	1.7	0.3	0.00	0.14	1.9	6.9
JAZZ TOTALS	7	0	48	6	12	.500	1	4	.250	0	0	---	4	8	12	2	5	0	0	8	1	13	1.7	0.3	0.00	0.14	1.9	6.9



THOMPSON, BROOKS - GUARD - #22

Born: July 19, 1970 Ht. 6-4 Wt. 193 College: Oklahoma State
Acquired: By trade from Orlando on 8/9/96 (with Kenny Gattison and a future 1st-Rd pick for Felton Spencer) Departed: Waived on 11/15/96

REGULAR SEASON STATISTICS

YEAR	G	GS	MIN	FG	FGA	PCT	3FG	3FGA	PCT	FTM	FTA	PCT	OFF	DEF	TOT	AST	PF	DQ	STL	TO	BLK	PTS	RPG	APG	SPG	BPG	PPG	MPG
1996-97	2	0	8	0	1	.000	0	0	---	0	0	---	0	0	0	1	1	0	0	1	0	0	0.0	0.5	0.00	0.00	0.0	4.0
JAZZ TOTALS	2	0	8	0	1	.000	0	0	---	0	0	---	0	0	0	1	1	0	0	1	0	0	0.0	0.5	0.00	0.00	0.0	4.0



THORNTON, BOB - FORWARD/CENTER - #33

Born: July 10, 1962 Ht. 6-10 Wt. 225 College: California-Irvine
Acquired: Signed as a free agent on 4/14/92 Departed: Contract expired following the 1991-92 season

REGULAR SEASON STATISTICS

YEAR	G	GS	MIN	FG	FGA	PCT	3FG	3FGA	PCT	FTM	FTA	PCT	OFF	DEF	TOT	AST	PF	DQ	STL	TO	BLK	PTS	RPG	APG	SPG	BPG	PPG	MPG
1991-92	2	0	6	1	7	.143	0	0	---	2	21	.000	2	0	2	0	1	0	0	0	0	4	1.0	0.0	0.00	0.00	2.0	3.0
JAZZ TOTALS	2	0	6	1	7	.143	0	0	---	2	21	.000	2	0	2	0	1	0	0	0	0	4	1.0	0.0	0.00	0.00	2.0	3.0

PLAYOFF STATISTICS

YEAR	G	GS	MIN	FG	FGA	PCT	3FG	3FGA	PCT	FTM	FTA	PCT	OFF	DEF	TOT	AST	PF	DQ	STL	TO	BLK	PTS	RPG	APG	SPG	BPG	PPG	MPG
1992	7	0	32	2	5	.400	0	0	---	3	4	.750	4	5	9	1	3	0	0	1	0	7	1.3	0.1	0.00	0.00	1.0	4.6
JAZZ TOTALS	7	0	32	2	5	.400	0	0	---	3	4	.750	4	5	9	1	3	0	0	1	0	7	1.3	0.1	0.00	0.00	1.0	4.6



TINSLEY, JAMAAL - GUARD - #6

Born: February 28, 1978 Ht. 6-3 Wt. 197 College: Iowa State
Acquired: Signed as a free agent on 12/10/11 Departed: Contract expired following the 2012-13 season
Re-acquired: Signed as a free agent on 10/26/13 Departed: Waived on 11/12/13

REGULAR SEASON STATISTICS

YEAR	G	GS	MIN	FG	FGA	PCT	3FG	3FGA	PCT	FTM	FTA	PCT	OFF	DEF	TOT	AST	PF	DQ	STL	TO	BLK	PTS	RPG	APG	SPG	BPG	PPG	MPG
2011-12	37	1	507	51	141	.362	10	37	.270	13	17	.765	6	39	45	123	47	0	17	52	8	137	1.2	3.3	0.46	0.22	3.7	13.7
2012-13	66	32	1221	86	234	.368	39	127	.307	18	26	.692	17	98	115	290	106	0	64	106	14	229	1.7	4.4	0.97	0.21	3.5	18.5
2013-14	8	5	110	4	20	.200	1	15	.067	0	0	---	2	9	11	23	10	0	2	9	0	9	1.4	2.9	0.25	0.00	1.1	13.8
JAZZ TOTALS	111	38	1838	141	395	.357	50	179	.279	31	43	.721	25	146	171	436	163	0	83	167	22	375	1.5	3.9	0.75	0.20	3.4	16.6

PLAYOFF STATISTICS

YEAR	G	GS	MIN	FG	FGA	PCT	3FG	3FGA	PCT	FTM	FTA	PCT	OFF	DEF	TOT	AST	PF	DQ	STL	TO	BLK	PTS	RPG	APG	SPG	BPG	PPG	MPG
2012	4	0	65	5	20	.250	1	4	.250	4	41	.000	0	2	2	12	7	0	2	6	0	15	0.5	3.0	0.50	0.00	3.8	16.3
JAZZ TOTALS	4	0	65	5	20	.250	1	4	.250	4	41	.000	0	2	2	12	7	0	2	6	0	15	0.5	3.0	0.50	0.00	3.8	16.3

ALL-TIME JAZZ PLAYERS



TOOLSON, ANDY - GUARD/FORWARD - #5


Born: January 19, 1966 Ht. 6-6 Wt. 210 College: Brigham Young
 Acquired: Signed as a free agent on 10/5/90 Departed: Contract expired following the 1990-91 season
 Re-acquired: Signed as a free agent on 6/14/95 Departed: Waived on 12/29/95
 Re-acquired: Signed to a 10-day contract on 1/19/96 Departed: Released from his 10-day contract on 1/23/96

REGULAR SEASON STATISTICS

YEAR	G	GS	MIN	FG	FGA	FT	FT%	3FG	3FGA	CT	FTM	FTA	CT	OFF	DEF	TOT	AST	PF	DQ	STL	BLK	PTS	RPG	APG	SPG	BPG	PPG	MPG
1990-91	47	15	470	50	124	.403	12	32	.375	25	33	.758	32	35	67	31	58	0	14	24	2	137	1.4	0.7	0.30	0.04	2.9	10.0
1995-96	13	0	53	8	22	.364	3	12	.250	3	4	.750	0	6	6	1	12	0	0	0	0	22	0.5	0.1	0.00	0.00	1.7	4.1
JAZZ TOTALS	60	15	523	58	146	.397	15	44	.341	28	37	.757	32	41	73	32	70	0	14	24	2	159	1.2	0.5	0.23	0.03	2.7	8.7

PLAYOFF STATISTICS

YEAR	G	GS	MIN	FG	FGA	FT	FT%	3FG	3FGA	CT	FTM	FTA	CT	OFF	DEF	TOT	AST	PF	DQ	STL	BLK	PTS	RPG	APG	SPG	BPG	PPG	MPG
1991	2	0	4	0	2	.000	0	1	.000	0	0	---	0	0	0	1	0	0	1	0	0	0	0.0	0.5	0.50	0.00	0.0	2.0
JAZZ TOTALS	2	0	4	0	2	.000	0	1	.000	0	0	---	0	0	0	1	0	0	1	0	0	0	0.0	0.5	0.50	0.00	0.0	2.0



TRIPUCKA, KELLY - FORWARD - #4

Born: February 16, 1959 Ht. 6-6 Wt. 225 College: Notre Dame
 Acquired: By trade from Detroit on 8/21/86 (with Kent Benson for Adrian Dantley and 1987 and 1990 2nd-Rd. picks)
 Departed: Traded to Charlotte on 6/23/88 (for Mike Brown)

REGULAR SEASON STATISTICS

YEAR	G	GS	MIN	FG	FGA	FT	FT%	3FG	3FGA	CT	FTM	FTA	CT	OFF	DEF	TOT	AST	PF	DQ	STL	BLK	PTS	RPG	APG	SPG	BPG	PPG	MPG
1986-87	79	76	1865	291	621	.469	19	52	.365	197	226	.872	54	188	242	243	147	0	85	167	11	798	3.1	3.1	1.08	0.14	10.1	23.6
1987-88	49	21	976	139	303	.459	31	74	.419	59	68	.868	30	87	117	105	68	1	34	68	4	368	2.4	2.1	0.69	0.08	7.5	19.9
JAZZ TOTALS	128	97	2841	430	924	.465	50	126	.397	256	294	.871	84	275	359	348	215	1	119	235	15	1166	2.8	2.7	0.93	0.12	9.1	22.2

PLAYOFF STATISTICS

YEAR	G	GS	MIN	FG	FGA	FT	FT%	3FG	3FGA	CT	FTM	FTA	CT	OFF	DEF	TOT	AST	PF	DQ	STL	BLK	PTS	RPG	APG	SPG	BPG	PPG	MPG
1987	5	5	70	14	20	.700	0	3	.000	4	41	0.000	1	6	7	3	6	-	4	7	0	32	1.4	0.6	0.80	0.00	6.4	14.0
1988	2	0	9	1	3	.333	0	0	---	0	0	---	1	0	1	1	1	0	0	1	0	2	0.5	0.5	0.00	0.00	1.0	4.5
JAZZ TOTALS	7	5	79	15	23	.652	0	3	.000	4	4	1.000	2	6	8	4	7	0	4	8	0	34	1.1	0.6	0.57	0.00	4.9	11.3



TURPIN, MEL - CENTER - #54


Born: December 28, 1960 - Died: July 8, 2010 Ht. 6-11 Wt. 250 College: Kentucky
 Acquired: By trade from Cleveland in three-team deal on 10/8/87 (with Darryl Dawkins) Departed: Waived on 9/7/88

REGULAR SEASON STATISTICS

YEAR	G	GS	MIN	FG	FGA	FT	FT%	3FG	3FGA	CT	FTM	FTA	CT	OFF	DEF	TOT	AST	PF	DQ	STL	BLK	PTS	RPG	APG	SPG	BPG	PPG	MPG
1987-88	79	0	1011	199	389	.512	1	3	.333	71	98	.724	88	148	236	32	157	2	26	71	68	470	3.0	0.4	0.33	0.86	5.9	12.8
JAZZ TOTALS	79	0	1011	199	389	.512	1	3	.333	71	98	.724	88	148	236	32	157	2	26	71	68	470	3.0	0.4	0.33	0.86	5.9	12.8

PLAYOFF STATISTICS

YEAR	G	GS	MIN	FG	FGA	FT	FT%	3FG	3FGA	CT	FTM	FTA	CT	OFF	DEF	TOT	AST	PF	DQ	STL	BLK	PTS	RPG	APG	SPG	BPG	PPG	MPG
1988	7	0	31	3	9	.333	0	0	---	2	21	0.000	3	3	6	2	5	0	1	2	4	8	0.9	0.3	0.14	0.57	1.1	4.4
JAZZ TOTALS	7	0	31	3	9	.333	0	0	---	2	2	1.000	3	3	6	2	5	0	1	2	4	8	0.9	0.3	0.14	0.57	1.1	4.4



VAUGHN, JACQUE - GUARD - #11

Born: February 11, 1975 Ht. 6-1 Wt. 190 College: Kansas
 Acquired: Selected in 1st round (27th overall) of 1997 NBA Draft Departed: Contract expired following the 2000-01 season

REGULAR SEASON STATISTICS

YEAR	G	GS	MIN	FG	FGA	FT	FT%	3FG	3FGA	CT	FTM	FTA	CT	OFF	DEF	TOT	AST	PF	DQ	STL	BLK	PTS	RPG	APG	SPG	BPG	PPG	MPG
1997-98	45	0	419	44	122	.361	3	8	.375	48	68	.706	4	34	38	84	63	1	9	56	1	139	0.8	1.9	0.20	0.02	3.1	9.3
1998-99	19	0	87	11	30	.367	2	8	.250	20	24	.833	1	10	11	12	14	0	5	14	0	44	0.6	0.6	0.26	0.00	2.3	4.6
1999-00	78	0	884	109	262	.416	14	34	.412	57	76	.750	11	54	65	121	92	0	32	77	0	289	0.8	1.6	0.41	0.00	3.7	11.3
2000-01	82	0	1620	170	393	.433	30	78	.385	128	164	.780	18	132	150	323	145	0	48	129	3	498	1.8	3.9	0.59	0.04	6.1	19.8
JAZZ TOTALS	224	0	3010	334	807	.414	49	128	.383	253	332	.762	34	230	264	540	314	1	94	276	4	970	1.2	2.4	0.42	0.02	4.3	13.4

PLAYOFF STATISTICS

YEAR	G	GS	MIN	FG	FGA	FT	FT%	3FG	3FGA	CT	FTM	FTA	CT	OFF	DEF	TOT	AST	PF	DQ	STL	BLK	PTS	RPG	APG	SPG	BPG	PPG	MPG
1998	7	0	24	2	10	.200	1	2	.500	2	21	0.000	0	3	3	4	0	0	0	4	0	9	0.4	0.6	0.00	0.00	1.3	3.4
1999	2	0	6	1	2	.500	1	11	0.000	0	0	---	0	0	0	2	2	0	0	0	0	5	0.0	1.0	0.00	0.00	2.5	3.0
2000	7	0	67	10	28	.357	1	2	.500	7	8	.875	4	8	12	11	5	0	4	9	1	30	1.7	1.6	0.57	0.14	4.3	9.6
2001	5	0	57	1	10	.100	1	2	.500	0	0	---	0	2	2	8	13	0	0	1	1	5	0.4	1.6	0.00	0.20	1.0	11.4
JAZZ TOTALS	21	0	154	14	50	.280	4	7	.571	9	10	.900	4	13	17	25	20	0	4	14	2	49	0.8	1.2	0.19	0.10	2.3	7.3



VROMAN, BRETT - CENTER - #52

Born: December 25, 1955 Ht. 7-0 Wt. 230 College: Nevada-Las Vegas
Acquired: Signed as a free agent on 7/29/80 Departed: Waived on 12/1/80

REGULAR SEASON STATISTICS

YEAR	G	GS	MIN	FG	FGA	PCT	3FG	3FGA	PCT	FTM	FTA	PCT	OFF	DEF	TOT	AST	PF	DQ	STL	TO	BLK	PTS	RPG	APG	SPG	BPG	PPG	MPG
1980-81	11	0	93	10	27	.370	0	1	0.000	14	19	.737	7	18	25	9	26	1	5	9	5	34	2.3	0.8	0.45	0.45	3.1	8.5
JAZZ TOTALS	11	0	93	10	27	.370	0	1	0.000	14	19	.737	7	18	25	9	26	1	5	9	5	34	2.3	0.8	0.45	0.45	3.1	8.5



WAKEFIELD, ANDRE - GUARD - #15

Born: January 11, 1955 Ht. 6-3 Wt. 175 College: Loyola-Chicago
Acquired: Signed as a free agent on 11/6/79 Departed: Waived on 11/26/79

REGULAR SEASON STATISTICS

YEAR	G	GS	MIN	FG	FGA	PCT	3FG	3FGA	PCT	FTM	FTA	PCT	OFF	DEF	TOT	AST	PF	DQ	STL	TO	BLK	PTS	RPG	APG	SPG	BPG	PPG	MPG
1979-80	8	0	47	6	15	.400	0	0	---	3	31.000	0	4	4	3	13	0	1	8	0	15	0.5	0.4	0.13	0.00	1.9	5.9	
JAZZ TOTALS	8	0	47	6	15	.400	0	0	---	3	31.000	0	4	4	3	13	0	1	8	0	15	0.5	0.4	0.13	0.00	1.9	5.9	



WALK, NEAL - CENTER - #41

Born: July 29, 1948 Ht. 6-10 Wt. 250 College: Florida
Acquired: By trade from Phoenix on 9/16/74 (with 1975 2nd-Rd. pick for Dennis Awtry, Curtis Perry, Nate Hawthorne and 1976 1st-Rd. pick)
Departed: Traded to New York on 2/1/75 (with Jim Barnett for Henry Bibby and 1975 1st-Rd. pick)

REGULAR SEASON STATISTICS

YEAR	G	GS	MIN	FG	FGA	PCT	3FG	3FGA	PCT	FTM	FTA	PCT	OFF	DEF	TOT	AST	PF	DQ	STL	TO	BLK	PTS	RPG	APG	SPG	BPG	PPG	MPG
1974-75	37	25	851	151	358	.422	---	---	---	64	80	.800	73	189	262	101	122	3	30	---	20	366	7.1	2.7	0.81	0.54	9.9	23.0
JAZZ TOTALS	37	25	851	151	358	.422	---	---	---	64	80	.800	73	189	262	101	122	3	30	---	20	366	7.1	2.7	0.81	0.54	9.9	23.0



WALKER, ANDY - GUARD/ FORWARD - #41

Born: March 25, 1955 Ht. 6-4 Wt. 190 College: Niagara
Acquired: Selected in 7th round (111th overall) of 1976 NBA Draft Departed: Contract expired following the 1976-77 season

REGULAR SEASON STATISTICS

YEAR	G	GS	MIN	FG	FGA	PCT	3FG	3FGA	PCT	FTM	FTA	PCT	OFF	DEF	TOT	AST	PF	DQ	STL	TO	BLK	PTS	RPG	APG	SPG	BPG	PPG	MPG
1976-77	40	4	438	72	156	.462	---	---	---	36	47	.766	23	52	75	32	59	0	20	---	7	180	1.9	0.8	0.50	0.18	4.5	11.0
JAZZ TOTALS	40	4	438	72	156	.462	---	---	---	36	47	.766	23	52	75	32	59	0	20	---	7	180	1.9	0.8	0.50	0.18	4.5	11.0



WATSON, EARL - GUARD - #11

Born: June 12, 1979 Ht. 6-1 Wt. 185 College: UCLA
Acquired: Signed as a free agent on 9/24/10 Departed: Contract expired following the 2012-13 season

REGULAR SEASON STATISTICS

YEAR	G	GS	MIN	FG	FGA	PCT	3FG	3FGA	PCT	FTM	FTA	PCT	OFF	DEF	TOT	AST	PF	DQ	STL	TO	BLK	PTS	RPG	APG	SPG	BPG	PPG	MPG
2010-11	80	13	1567	126	307	.410	36	107	.336	55	82	.671	52	130	182	278	146	0	61	116	17	343	2.3	3.5	0.76	0.21	4.3	19.6
2011-12	50	2	1033	54	160	.338	10	52	.192	31	46	.674	30	91	121	217	105	0	54	85	22	149	2.4	4.3	1.08	0.44	3.0	20.7
2012-13	48	4	829	37	120	.308	5	28	.179	17	25	.680	23	64	87	190	94	0	40	69	8	96	1.8	4.0	0.83	0.17	2.0	17.3
JAZZ TOTALS	178	19	3429	217	587	.370	51	187	.273	103	153	.673	105	285	390	685	345	0	155	270	47	588	2.2	3.8	0.87	0.26	3.3	19.3



WATSON, JAMIE - GUARD/FORWARD - #15

Born: February 23, 1972 Ht. 6-7 Wt. 190 College: South Carolina
Acquired: Selected in 2nd round (47th overall) of 1994 NBA Draft Departed: Waived on 3/5/97

REGULAR SEASON STATISTICS

YEAR	G	GS	MIN	FG	FGA	PCT	3FG	3FGA	PCT	FTM	FTA	PCT	OFF	DEF	TOT	AST	PF	DQ	STL	TO	BLK	PTS	RPG	APG	SPG	BPG	PPG	MPG
1994-95	60	1	673	76	152	.500	5	19	.263	38	56	.679	16	58	74	59	86	0	35	51	11	195	1.2	1.0	0.58	0.18	3.3	11.2
1995-96	16	0	217	18	43	.419	3	7	.429	9	13	.692	5	22	27	24	30	0	8	17	2	48	1.7	1.5	0.50	0.13	3.0	13.6
1996-97	13	0	129	11	25	.440	1	3	.333	10	12	.833	4	14	18	10	16	0	11	9	2	33	1.4	0.8	0.85	0.15	2.5	9.9
JAZZ TOTALS	89	1	1019	105	220	.477	9	29	.310	57	81	.704	25	94	119	93	132	0	54	77	15	276	1.3	1.0	0.61	0.17	3.1	11.4

PLAYOFF STATISTICS

YEAR	G	GS	MIN	FG	FGA	PCT	3FG	3FGA	PCT	FTM	FTA	PCT	OFF	DEF	TOT	AST	PF	DQ	STL	TO	BLK	PTS	RPG	APG	SPG	BPG	PPG	MPG
1995	5	0	57	6	9	.667	0	0	---	0	0	---	1	0	1	3	12	0	2	6	1	12	0.2	0.6	0.40	0.20	2.4	11.4
JAZZ TOTALS	5	0	57	6	9	.667	0	0	---	0	0	---	1	0	1	3	12	0	2	6	1	12	0.2	0.6	0.40	0.20	2.4	11.4

ALL-TIME JAZZ PLAYERS



WATTS, DON "SLICK" - GUARD - #00

Born: July 22, 1951 Ht. 6-1 Wt. 175 College: Xavier (IA)
 Acquired: By trade from Seattle on 1/4/78 (for 1981 1st-Rd. pick) Departed: Traded to Houston on 9/21/78 (for 1981 1st-Rd. pick)

REGULAR SEASON STATISTICS

YEAR	G	GS	MIN	FG	FGA	PCT	3FG	3FGA	PCT	FTM	FTA	PCT	OFF	DEF	TOT	AST	PF	DQ	STL	TO	BLK	PTS	RPG	APG	SPG	BPG	PPG	MPG
1977-78	39	1	775	109	286	.381	---	---	---	62	103	.602	39	59	98	161	96	0	55	76	17	280	2.5	4.1	1.41	0.44	7.2	19.9
JAZZ TOTALS	39	1	775	109	286	.381	---	---	---	62	103	.602	39	59	98	161	96	0	55	---	17	280	2.5	4.1	1.41	0.44	7.2	19.9




WEAVER, KYLE - GUARD - #3

Born: February 18, 1986 Ht. 6-6 Wt. 200 College: Washington State
 Acquired: Signed to a 10-day contract on 3/30/11 Departed: 10-day contract expired on 4/10/11

REGULAR SEASON STATISTICS

YEAR	G	GS	MIN	FGM	FGA	PCT	3FGM	3FGA	PCT	FTM	FTA	PCT	OFF	DEF	TOT	AST	PF	DQ	STL	TO	BLK	PTS	RPG	APG	SPG	BPG	PPG	MPG
2010-11	5	0	69	9	25	.360	3	7	.429	7	8	.875	2	8	10	7	3	0	2	7	2	28	2.0	1.4	0.40	0.40	5.6	13.8
JAZZ TOTALS	5	0	69	9	25	.360	3	7	.429	7	8	.875	2	8	10	7	3	0	2	7	2	28	2.0	1.4	0.40	0.40	5.6	13.8



WHALEY, ROBERT - CENTER - #54

Born: April 16, 1982 Ht. 6-10 Wt. 260 College: Walsh (OH)
 Acquired: Selected in 2nd round (51st overall) of 2005 NBA Draft Departed: Traded to Toronto on 6/8/06 (with Kris Humphries for Rafael Araujo)

REGULAR SEASON STATISTICS

YEAR	G	GS	MIN	FG	FGA	PCT	3FG	3FGA	PCT	FTM	FTA	PCT	OFF	DEF	TOT	AST	PF	DQ	STL	TO	BLK	PTS	RPG	APG	SPG	BPG	PPG	MPG
2005-06	23	0	212	23	57	.404	0	0	---	3	6	.500	16	27	43	17	41	1	7	14	8	49	1.9	0.7	0.30	0.35	2.1	9.2
JAZZ TOTALS	23	0	212	23	57	.404	0	0	---	3	6	.500	16	27	43	17	41	1	7	14	8	49	1.9	0.7	0.30	0.35	2.1	9.2



WHITE, ERIC - FORWARD - #22

Born: December 30, 1965 Ht. 6-8 Wt. 200 College: Pepperdine
 Acquired: Signed to 10-day contract on 1/13/89 Departed: 10-day contract expired on 1/23/89

REGULAR SEASON STATISTICS

YEAR	G	GS	MIN	FG	FGA	PCT	3FG	3FGA	PCT	FTM	FTA	PCT	OFF	DEF	TOT	AST	PF	DQ	STL	TO	BLK	PTS	RPG	APG	SPG	BPG	PPG	MPG
1988-89	1	0	2	0	1	.000	0	0	---	0	0	---	0	0	0	0	1	0	0	0	0	0	0.0	0.0	0.00	0.00	0.0	2.0
JAZZ TOTALS	1	0	2	0	1	.000	0	0	---	0	0	---	0	0	0	0	1	0	0	0	0	0	0.0	0.0	0.00	0.00	0.0	2.0



WHITEHEAD, JEROME - CENTER - #40

Born: September 30, 1956 Ht. 6-10 Wt. 220 College: Marquette
 Acquired: Signed as a free agent on 1/18/80 Departed: Selected by Dallas (22nd overall) in the 1980 Expansion Draft on 5/28/80

REGULAR SEASON STATISTICS

YEAR	G	GS	MIN	FG	FGA	PCT	3FG	3FGA	PCT	FTM	FTA	PCT	OFF	DEF	TOT	AST	PF	DQ	STL	TO	BLK	PTS	RPG	APG	SPG	BPG	PPG	MPG
1979-80	32	1	328	31	69	.449	0	0	---	5	17	.294	27	70	97	18	65	3	7	28	11	67	3.0	0.6	0.22	0.34	2.1	10.3
JAZZ TOTALS	32	1	328	31	69	.449	0	0	---	5	17	.294	27	70	97	18	65	3	7	28	11	67	3.0	0.6	0.22	0.34	2.1	10.3



WILKINS, JEFF - CENTER - #45

Born: March 9, 1955 Ht. 6-10 Wt. 230 College: Illinois State
 Acquired: Signed as free agent from the CBA on 12/3/80 Departed: Traded to San Antonio on 2/15/86 (for Jeff Cook and Marc Iavaroni)

REGULAR SEASON STATISTICS

YEAR	G	GS	MIN	FG	FGA	PCT	3FG	3FGA	PCT	FTM	FTA	PCT	OFF	DEF	TOT	AST	PF	DQ	STL	TO	BLK	PTS	RPG	APG	SPG	BPG	PPG	MPG			
1980-81	56	28	1058	117	260	.450	0	0	---	27	40	.675	62	212	274	40	169	3	32	59	46	261	4.9	0.7	0.57	0.82	4.7	18.9			
1981-82	82	62	2274	314	718	.437	0	0	---	3	300	.137	176	178	354	120	491	611	90	248	4	32	134	77	765	7.5	1.1	0.39	0.94	9.3	27.7
1982-83	81	34	2307	389	816	.477	0	0	---	3	300	.156	200	178	378	154	442	596	132	251	4	41	186	40	934	7.4	1.6	0.51	0.49	11.5	28.5
1983-84	81	1	1734	249	520	.479	0	0	---	3	300	.134	182	736	109	346	455	73	205	1	27	109	42	632	5.6	0.9	0.33	0.52	7.8	21.4	
1984-85	79	0	1505	285	582	.490	0	0	---	1	1000	.61	80	763	78	288	366	81	173	0	35	91	38	631	4.6	1.0	0.44	0.23	8.0	19.1	
1985-86	48	0	604	96	240	.400	0	0	---	30	47	.638	40	105	145	28	86	0	3	32	11	222	3.0	0.6	0.06	0.23	4.6	12.6			
JAZZ TOTALS	427	125	9482	1450	3136	.462	0	0	---	10	.000	.545	725	.752	563	1884	2447	444	1132	12	170	611	234	3445	5.7	1.0	0.40	0.55	8.1	22.2	

PLAYOFF STATISTICS

YEAR	G	GS	MIN	FG	FGA	PCT	3FG	3FGA	PCT	FTM	FTA	PCT	OFF	DEF	TOT	AST	PF	DQ	STL	TO	BLK	PTS	RPG	APG	SPG	BPG	PPG	MPG		
1984	11	1	205	30	57	.526	0	0	---	17	22	.773	10	39	49	5	32	0	0	11	5	77	4.5	0.5	0.00	0.45	7.0	18.6		
1985	10	0	257	51	118	.432	0	0	---	1	1000	.27	35	771	13	50	63	13	27	0	4	15	5	129	6.3	1.3	0.40	0.50	12.9	25.7
JAZZ TOTALS	21	1	462	81	175	.463	0	0	---	18	.000	.44	57	.772	23	89	112	18	59	0	4	26	10	206	5.3	0.9	0.19	0.48	9.8	22.0

ALL-TIME JAZZ PLAYERS



WILLIAMS, AARON - FORWARD - #33

Born: January 2, 1971 Ht. 6-9 Wt. 225 College: Xavier (OH)
Acquired: Signed as a free agent on 11/29/93 Departed: Waived on 12/27/93

REGULAR SEASON STATISTICS

YEAR	G	GS	MIN	FG	FGA	PCT	3FG	3FGA	PCT	FTM	FTA	PCT	OFF	DEF	TOT	AST	PF	DQ	STL	TO BLK	PTS	RPG	APG	SPG	BPG	PPG	MPG
1993-94	6	0	12	2	8	.250	0	0	---	0	1	.000	1	2	3	1	4	0	1	0	4	0.5	0.2	0.00	0.00	0.7	2.0
JAZZ TOTALS	6	0	12	2	8	.250	0	0	---	0	1	.000	1	2	3	1	4	0	1	0	4	0.5	0.2	0.00	0.00	0.7	2.0



WILLIAMS, DERON - GUARD - #8

Born: June 26, 1984 Ht. 6-3 Wt. 210 College: Illinois
Acquired: Selected in 1st round (3rd overall) of 2005 NBA Draft
Departed: Traded to New Jersey on 2/23/11 (for Derrick Favors, Devin Harris, a 2011 1st-Rd. pick and future 1st-Rd. pick)

REGULAR SEASON STATISTICS

YEAR	G	GS	MIN	FG	FGA	PCT	3FG	3FGA	PCT	FTM	FTA	PCT	OFF	DEF	TOT	AST	PF	DQ	STL	TO	BLK	PTS	RPG	APG	SPG	BPG	PPG	MPG
2005-06	80	47	3070	339	805	.421	91	219	.416	95	135	.704	35	159	194	359	233	3	60	145	17	864	2.4	4.5	0.75	0.21	10.8	28.8
2006-07	80	80	2950	494	1083	.456	82	255	.322	227	296	.767	41	226	267	745	254	2	78	246	131	297	3.3	9.3	0.98	0.16	16.2	36.9
2007-08	82	82	3059	566	1117	.507	83	210	.395	330	411	.803	34	209	243	862	200	0	90	279	231	545	3.0	10.5	1.10	0.28	18.8	37.3
2008-09	68	68	2505	463	984	.471	70	226	.310	326	384	.849	24	171	195	725	134	2	73	228	201	322	2.9	10.7	1.07	0.29	19.4	36.8
2009-10	76	76	2802	494	1053	.469	96	259	.371	335	418	.801	50	253	303	798	208	2	96	252	161	419	4.0	10.5	1.26	0.21	18.7	36.9
2010-11	53	53	2009	369	806	.458	89	258	.345	302	354	.853	32	173	205	514	152	1	64	187	121	129	3.9	9.7	1.21	0.23	21.3	37.9
JAZZ TOTALS	439	406	15632	2725	5848	.466	511	1427	.358	1615	1998	.808	216	1191	1407	4003	1181	10	461	1337	101	7576	3.2	9.1	1.05	0.23	17.3	35.6

PLAYOFF STATISTICS

YEAR	G	GS	MIN	FG	FGA	PCT	3FG	3FGA	PCT	FTM	FTA	PCT	OFF	DEF	TOT	AST	PF	DQ	STL	TO	BLK	PTS	RPG	APG	SPG	BPG	PPG	MPG
2007	17	17	657	122	270	.452	19	57	.333	64	81	.790	9	64	73	146	49	0	26	68	4	327	4.3	8.6	1.53	0.24	19.2	38.6
2008	12	12	513	90	183	.492	28	56	.500	51	66	.773	16	27	43	120	35	0	7	37	4	259	3.6	10.0	0.58	0.33	21.6	42.8
2009	5	5	211	29	70	.414	9	25	.360	34	41	.829	4	15	19	54	17	0	9	21	2	101	3.8	10.8	1.80	0.40	20.2	42.2
2010	10	10	398	67	149	.450	20	51	.392	89	111	.802	4	23	27	102	37	1	10	30	4	243	2.7	10.2	1.00	0.40	24.3	39.8
JAZZ TOTALS	44	44	1779	308	672	.458	76	189	.402	238	299	.796	33	129	162	422	138	1	52	156	14	930	3.7	9.6	1.18	0.32	21.1	40.4



WILLIAMS, DON "DUCK" - GUARD - #20

Born: August 2, 1956 Ht. 6-2 Wt. 180 College: Notre Dame
Acquired: Signed as a free agent on 7/31/79 Departed: Traded to Cleveland on 10/1/80 (for future considerations)

REGULAR SEASON STATISTICS

YEAR	G	GS	MIN	FG	FGA	PCT	3FG	3FGA	PCT	FTM	FTA	PCT	OFF	DEF	TOT	AST	PF	DQ	STL	TO	BLK	PTS	RPG	APG	SPG	BPG	PPG	MPG
1979-80	77	40	1794	232	519	.447	0	12	.000	42	60	.700	21	85	106	183	166	0	100	107	11	506	1.4	2.4	1.30	0.14	6.6	23.3
JAZZ TOTALS	77	40	1794	232	519	.447	0	12	.000	42	60	.700	21	85	106	183	166	0	100	107	11	506	1.4	2.4	1.30	0.14	6.6	23.3




WILLIAMS, ELLIOT - FORWARD - #22

Born: June 20, 1989 Ht. 6-5 Wt. 190 College: Memphis
Acquired: Signed to first of consecutive 10-day contracts on 1/7/15 Departed: Second 10-day contract expired on 1/27/15

REGULAR SEASON STATISTICS

YEAR	G	GS	MIN	FG	FGA	PCT	3FG	3FGA	PCT	FTM	FTA	PCT	OFF	DEF	TOT	AST	PF	DQ	STL	TO	BLK	PTS	RPG	APG	SPG	BPG	PPG	MPG
2014-15	5	0	42	6	13	.462	5	7	.714	1	2	.500	0	3	3	4	1	0	2	4	0	18	0.6	0.8	0.40	0.00	3.6	8.4
JAZZ TOTALS	5	0	42	6	13	.462	5	7	.714	1	2	.500	0	3	3	4	1	0	2	4	0	18	0.6	0.8	0.40	0.00	3.6	8.4



WILLIAMS, MARVIN - FORWARD - #2

Born: June 19, 1986 Ht. 6-9 Wt. 245 College: North Carolina
Acquired: By trade from Atlanta on 7/11/12 (for Devin Harris) Departed: Contract expired following the 2013-14 season

REGULAR SEASON STATISTICS

YEAR	G	GS	MIN	FG	FGA	PCT	3FG	3FGA	PCT	FTM	FTA	PCT	OFF	DEF	TOT	AST	PF	DQ	STL	TO	BLK	PTS	RPG	APG	SPG	BPG	PPG	MPG
2012-13	73	51	1727	199	470	.423	54	166	.325	77	99	.778	55	208	263	77	98	3	60	38	529	3.6	1.1	.51	.52	7.3	23.7	
2013-14	66	50	1674	231	526	.439	84	234	.359	57	73	.781	82	252	334	78	151	3	54	53	31	603	5.1	1.2	0.82	0.47	9.1	25.4
JAZZ TOTALS	139	101	3401	430	996	.432	138	400	.345	134	172	.779	137	460	597	155	249	3	113	69	1132	4.3	1.1	0.65	0.50	8.1	24.5	



WILLIAMS, FREEMAN - GUARD - #5

Born: May 15, 1956 Ht. 6-4 Wt. 190 College: Portland State

Acquired: By trade from Atlanta on 9/3/82 (with John Drew and cash for draft rights to Dominique Wilkins) Departed: Waived on 12/21/82

REGULAR SEASON STATISTICS

YEAR	G	GS	MIN	FG	FGA	PCT	3FG	3FGA	PCT	FTM	FTA	PCT	OFF	DEF	TOT	AST	PF	DQ	STL	TO	BLK	PTS	RPG	APG	SPG	BPG	PPG	MPG
1982-83	18	3	210	36	101	.356	2	7	.286	18	25	.720	3	14	17	10	30	0	6	12	3	92	0.9	0.6	0.33	0.17	5.1	11.7
JAZZ TOTALS	18	3	210	36	101	.356	2	7	.286	18	25	.720	3	14	17	10	30	0	6	12	3	92	0.9	0.6	0.33	0.17	5.1	11.7



WILLIAMS, MAURICE "MO" - GUARD - #25(2003-04) / #5(2012-13)

Born: December 19, 1982 Ht. 6-1 Wt. 185 College: Alabama

Acquired: Selected in 2nd round (47th overall) of 2003 NBA Draft Departed: Signed offer sheet with Milwaukee on 8/21/04 (Jazz declined to match)

Re-acquired: By trade from L.A. Clippers as part of a four-team deal on 6/29/12 Departed: Contract expired following the 2012-13 season

REGULAR SEASON STATISTICS

YEAR	G	GS	MIN	FG	FGA	FT	FTA	3FG	3FGA	PF	FTM	FTA	3PT	OFF	DEF	TOT	AST	PF	DQ	STL	TO	BLK	PTS	RPG	APG	SPG	BPG	PPG	MPG
2003-04	57	0	772	115	303	.380	10	39	256	44	56	.786	23	49	72	76	87	0	28	51	2	284	1.3	1.3	0.49	0.04	5.0	13.5	
2012-13	46	46	1418	229	533	.430	59	154	383	75	85	.882	24	86	110	285	105	0	46	125	9	592	2.4	6.2	1.00	0.20	12.9	30.8	
JAZZ TOTALS	103	46	2190	344	836	.411	69	193	358	119	141	.844	47	135	182	361	192	0	74	176	11	876	1.8	3.5	0.72	0.11	8.5	21.3	




WILLIAMS, NATE - FORWARD - #22

Born: May 2, 1950 Ht. 6-5 Wt. 220 College: Utah State

Acquired: By trade from Kansas City-Omaha on 2/1/75 (for Rick Adelman and Ollie Johnson) Departed: Traded to Golden State on 1/4/78 (for 1978 2nd-Rd. pick and cash)

REGULAR SEASON STATISTICS

YEAR	G	GS	MIN	FG	FGA	FT	FTA	3FG	3FGA	PF	FTM	FTA	3PT	OFF	DEF	TOT	AST	PF	DQ	STL	TO	BLK	PTS	RPG	APG	SPG	BPG	PPG	MPG
1974-75	35	0	814	209	404	.517	---	---	---	---	84	102	.824	44	114	158	67	99	1	44	---	6	502	4.5	1.9	1.26	0.17	14.3	23.3
1975-76	81	21	1935	421	948	.444	---	---	---	---	197	239	.824	135	225	360	107	253	6109	---	171039	4.4	1.3	1.35	0.21	12.8	23.9		
1976-77	79	3	1776	414	917	.451	---	---	---	---	146	194	.753	107	199	306	92	200	0	76	---	16	974	3.9	1.2	0.96	0.20	12.3	22.5
1977-78	27	0	434	90	214	.421	---	---	---	---	31	37	.838	27	63	90	34	61	1	21	25	12	211	3.3	1.3	0.78	0.44	7.8	16.1
JAZZ TOTALS	222	24	4959	1134	2483	.457	---	---	---	---	458	572	.801	313	601	914	300	613	8	250	25	51	2726	4.1	1.4	1.13	0.23	12.3	22.3



WILLIAMS, RICKEY - GUARD - #25

Born: March 12, 1957 Ht. 6-1 Wt. 175 College: Long Beach State

Acquired: Selected in 10th round (190th overall) of 1978 NBA Draft Departed: Rights traded to Chicago on 6/22/79 (for Wilbur Holland)

Acquired: As a free agent on 9/28/82 Departed: Waived on 10/4/83

REGULAR SEASON STATISTICS

YEAR	G	GS	MIN	FG	FGA	PCT	3FG	3FGA	PCT	FTM	FTA	PCT	OFF	DEF	TOT	AST	PF	DQ	STL	TO	BLK	PTS	RPG	APG	SPG	BPG	PPG	MPG
1982-83	44	0	346	56	135	.415	0	3	.000	35	53	.660	15	23	38	37	42	0	20	38	4	147	0.9	0.8	0.45	0.09	3.3	7.9
JAZZ TOTALS	44	0	346	56	135	.415	0	3	.000	35	53	.660	15	23	38	37	42	0	20	38	4	147	0.9	0.8	0.45	0.09	3.3	7.9



WOOD, HOWARD - FORWARD - #33

Born: May 20, 1959 Ht. 6-7 Wt. 235 College: Tennessee

Acquired: Selected in 2nd round (27th overall) of 1981 NBA Draft Departed: Waived on 10/11/82

REGULAR SEASON STATISTICS

YEAR	G	GS	MIN	FG	FGA	PCT	3FG	3FGA	PCT	FTM	FTA	PCT	OFF	DEF	TOT	AST	PF	DQ	STL	TO	BLK	PTS	RPG	APG	SPG	BPG	PPG	MPG
1981-82	42	3	342	55	120	.458	0	1	.000	34	52	.654	22	43	65	9	37	0	8	15	6	144	1.5	0.2	0.19	0.14	3.4	8.1
JAZZ TOTALS	42	3	342	55	120	.458	0	1	.000	34	52	.654	22	43	65	9	37	0	8	15	6	144	1.5	0.2	0.19	0.14	3.4	8.1




WORTHEN, SAM - GUARD - #31

Born: January 17, 1958 Ht. 6-5 Wt. 195 College: Marquette

Acquired: Signed as a free agent on 12/4/81 Departed: Released on 12/22/81

REGULAR SEASON STATISTICS

YEAR	G	GS	MIN	FG	FGA	PCT	3FG	3FGA	PCT	FTM	FTA	PCT	OFF	DEF	TOT	AST	PF	DQ	STL	TO	BLK	PTS	RPG	APG	SPG	BPG	PPG	MPG
1981-82	5	0	22	2	5	.400	0	0	---	0	0	---	1	0	1	3	3	0	0	2	0	4	0.2	0.6	0.00	0.00	0.8	4.4
JAZZ TOTALS	5	0	22	2	5	.400	0	0	---	0	0	---	1	0	1	3	3	0	0	2	0	4	0.2	0.6	0.00	0.00	0.8	4.4



WRIGHT, LUTHER - CENTER - #44

Born: September 22, 1971 Ht. 7-2 Wt. 270 College: Seton Hall
Acquired: Selected in 1st round (18th overall) of 1993 NBA Draft Departed: Waived on 11/3/94

REGULAR SEASON STATISTICS

YEAR	G	GS	MIN	FG	FGA	PCT	3FG	3FGA	PCT	FTM	FTA	PCT	OFF	DEF	TOT	AST	PF	DQ	STL	TO	BLK	PTS	RPG	APG	SPG	BPG	PPG	MPG
1993-94	15	2	92	8	23	.348	0	1	.000	3	4	.750	6	4	10	0	21	0	1	6	2	19	0.7	0.0	0.07	0.13	1.3	6.1
JAZZ TOTALS	15	2	92	8	23	.348	0	1	.000	3	4	.750	6	4	10	0	21	0	1	6	2	19	0.7	0.0	0.07	0.13	1.3	6.1

PLAYERS ON REGULAR SEASON ROSTER
WHO DID NOT APPEAR IN A GAME:

- BRIAN CHASE (2005-06)
- TRAVIS LESLIE (2012-13)
- JEREL MCNEAL (2012-13)
- ERIK MURPHY (2013-14)

#0

Olden Polynice (1999-01)
Marcus Cousin (3/9/11)¹⁰
Eres Kanter (2011-15)

#00

Don "Slick" Watts (1977-78)
Greg Ostertag (1995-99, '01-04, '05-06)⁸

#2

DeShawn Stevenson (2000-04)
Randy Livingston (2004-05)
Derek Fisher (2006-07)
Brevin Knight (2008-09)
Blake Ahearn (2011-12)
Marvin Williams (2012-14)
Joe Ingles (2014-present)

#3

Bryon Russell (1996-02)⁹
Kirk Snyder (2004-05)
Milt Palacio (2005-06)
Jason Hart (2007-08)
Eric Maynor (2009-10)
Kyle Weaver (2010-11)
DeMarre Carroll (2011-13)
Trey Burke (2013-present)

#4* (RETIRED 4/11/07)

Kenny Boyd (1974-75)
Fred Boyd (1975-78)
Adrian Dantley (1979-86)^{*}
Kelly Tripucka (1986-88)

#5

Robert Smith (1979-80)
Jeff Judkins (1980-81)
Freeman Williams (1982-83)
Billy Paultz (1984-85)
Andy Toolson (1990-91, '95-96)
Armen Gilliam (1989-00)
Rusty LaRue (2001-02)
Carlos Boozer (2004-10)
Devin Harris (2010-12)
Mo Williams (2012-13)¹¹
John Lucas III (2013-14)
Rodney Hood (2014-present)

#6

Jay Humphries (1992-95)
Howard Easley (2004-05)⁴
Othys Jeffers (2009-10)
Jamaal Tinsley (2011-13, '13-14)

#7* (RETIRED 12/14/85)

Toby Kimball (1974-75)
Pete Maravich (1975-80)⁶ *

#8

Walt Bellamy (1974-75)
Deron Williams (2005-11)
Josh Howard (2011-2012)
Randy Foye (2012-13)
Dante Garrett (2013-14)
Bryce Cotton (2014-present)

#9

John Starks (2000-02)
Ronnie Brewer (2006-10)

#10

Howard Easley (1995-00)⁴
Gordan Gincick (2003-08)
Alec Burks (2011-present)

#11

Russell Lee (1974-75)
Ron Behagen (1975-77)
James Hardy (1978-82)
Mitchell Anderson (1982-85)
Bart Koford (1987-89)
Delaney Rudd (1989-92)
Jacque Vaughn (1997-01)
Aleksandar Pavlovic (2003-04)

Dee Brown (2006-07)
Earl Watson (2010-13)
Andris Biedrins (2013-14)
Danté Exum (2014-present)

#12* (RETIRED 11/22/04)

E.C. Coleman (1974-77)
Fred Saunders (1977-78)
Brad Davis (1979-80)
John Stockton (1984-03)^{*}

#13

John Amaechi (2001-02)¹
Mark Jackson (2002-03)
Keon Clark (2003-04)
Mehmet Okur (2004-11)
Elijah Millsap (2014-present)

#14* (RETIRED 11/19/02)

Louie Nelson (1974-76)
Mo Howard (1976-77)
Tommy Green (1978-79)
Rickey Green (1980-88)
Eric Murdock (1991-92)
Jeff Hornacek (1993-00)^{*}

#15

Bud Stallworth (1974-77)
Marty Byrnes (1978-79)
Andre Wakefield (1979-80)
Eric Johnson (1989-90)
Corey Crowder (1991-92)
Jamie Watson (1994-97)
Danny Manning (2000-01)
Matt Harpring (2002-10)
Sundiata Gaines (2009-10)
Derrick Favors (2010-present)

#16

Lamar Green (1974-75)
Paul Grant (2003-04)
Francisco Elson (2010-11)
Steve Novak (2014-15)

#17

Ronnie Price (2007-11)
Grant Jerrett (2014-present)

#18

Gus Bailey (1977-79)
Ron Lee (1978-79)
John Duren (1980-82)
Kenny Natt (1982-83, '84-85)
Pace Mannion (1984-86)
Tim Legler (1992-93)

#19

Raja Bell (2003-05, '10-13)
Patrick Christopher (2014-15)

#20

Rick Roberson (1974-75)
Don Williams (1979-80)
Bobby Hansen (1983-90)
Walter Bond (1993-95)
Quincy Lewis (1999-02)
Gordon Hayward (2010-present)

#21

Rick Adelman (1974-75)
Henry Bibby (1974-76)
Len "Truck" Robinson (1977-79)
Tony Brown (1990-91)
David Benoit (1991-96, '00-01)
Ian Clark (2013-15)

#22

Stu Lantz (1974-75)
Nate Williams (1974-78)
Bernard King (1979-80)
Carl Nicks (1980-82)
John Drew (1982-85)
Carey Scump (1985-88)
Eric White (1988-89)
Henry James (1992-93)
Dave Jamerson (1993-94)
Brooks Thompson (1996-97)
John Crotty (2000-01)³
Curtis Borchardt (2002-05)
Louis Amundson (2006-07)
Morris Almond (2007-09)
Malcolm Thomas (2013-14)
Jerelle Benimon (2014-15)

#23

Aaron James (1974-79)
Tyronne Corbin (1991-94)
Pete Chilcutt (1999-00)
Devin Brown (2005-06)
Wesley Matthews (2009-10)
Toure' Murry (2014-15)
Chris Johnson (2014-present)

#24

Spencer Haywood (1978-79)
Ron Boone (1979-81)
Danny Schayes (1981-83)
Raymond Brown (1989-90)
Jeff Malone (1990-94)
Raul Lopez (2002-05)
Paul Millsap (2006-13)
Richard Jefferson (2013-14)

#25

Jim Barnett (1974-75)
Bernie Fryer (1974-75)
Gail Goodrich (1976-79)
Terry Furlow (1979-80)
Billy McKinney (1980-81)
Rickey Williams (1982-83)
Eddie Hughes (1987-88)
Jim Les (1988-90)
John Crotty (1992-95, '01-02)³
Troy Hudson (1997-98)
Mo Williams (2003-04)¹¹
Keith McLeod (2004-06)
Al Jefferson (2010-13)
Brandon Rush (2013-14)
Eliot Williams (2014-15)

#26

John Amaechi (2002-03)¹
Kyle Korver (2007-10)

#27

Rudy Gobert (2013-present)

#30

Paul Griffin (1976-79)
Dick Miller (1980-81)
Mel Bennett (1980-81)
Dell Curry (1986-87)
Jim Farmer (1988-89)
Theodore "Blue" Edwards (1989-92, '94-95)
Sean Green (1993-94)
Ruben Nemhard (1996-97)
Carlos Arroyo (2002-05)
Andre Owens (2005-06)

#31

Mel Counts (1974-76)
Paul Dawkins (1979-80)
Sam Worthen (1981-82)
Jerry Eaves (1982-84)
Adam Keefe (1994-00)
Jarron Collins (2001-2009)

#32* (RETIRED 3/23/06)

John Brown (1979-80)
Tom Boswell (1979-80)²
Karl Malone (1985-03)^{*}

#33

Jim McElroy (1975-79)
Greg Deane (1979-80)
Mack Calvin (1979-80)
Howard Wood (1981-82)
Tom Boswell (1983-84)²
Fred Roberts (1984-86)
Scott Roth (1987-89)
Nate Johnson (1989-90)
Walter Palmer (1990-91)
Bob Thornton (1991-92)
Aaron Williams (1993-94)
Chris King (1998-99)
Mike Harris (2013-14)

Trevor Booker (2014-present)

#34

John Block (1974-75)
Otto Moore (1974-77)
Ira Terrell (1978-79)
Bryon Russell (1993-96)⁹
Chris Morris (1996-98)⁷
Scott Padgett (1999-03)
C.J. Miles (2005-12)
#35* (retired 12/4/93)
Ollie Johnson (1974-75)
Darrell Griffith (1980-91)^{*}

#39

Greg Ostertag (1999-01)⁸

#40

John Gianelli (1979-80)
Jerome Whitehead (1979-80)
Wayne Cooper (1980-81)
Mike Brown (1988-93)
Shandon Anderson (1996-99)
Calbert Cheaney (2002-03)
Jeremy Evans (2010-15)

#41

Neil Walk (1974-75)
Andy Walker (1976-77)
Thurl Bailey (1983-92, '98-99)
Kosta Koufos (2008-10)

#42

Larry Krystkowiak (1992-93)
Tom Chambers (1993-95)
Donyell Marshall (2000-02)
Tom Gugliotta (2003-04)

#43

Bobby Cattage (1981-82)
Marc Iavaroni (1985-89)
Stephen Howard (1992-94, '96-97)
Chris Morris (1995-96)⁷
Kris Humphries (2004-06)
Roger Powell Jr. (2006-07)

#44

Pete Maravich (1974-75)^{*}
Allan Bristow (1979-81)
Rich Kelley (1982-85)⁵
Jose Ortiz (1988-90)
Chris Munk (1990-91)
Luther Wright (1993-94)
Greg Foster (1995-99)
Tony Massenburg (2002-03)
Ben Handlogten (2003-05)
Kyrylo Fesenko (2007-11)

#45

Jeff Wilkins (1980-86)
Jeff Cook (1985-86)
Darryl Dawkins (1987-88)
Eric Leckner (1988-90)
Dan O'Sullivan (1990-91)
William Cunningham (1997-98)
Jack Cooley (2014-present)

#47

Andrei Kirilenko (2001-11)

#50

Joe C. Meriweather (1977-79)
Ben Poquette (1979-83)
Steve Hayes (1985-86)
Pat Cummings (1990-91)
Isaac Austin (1991-93)
Felton Spencer (1993-96)
Marcus Cousin (2010-11)¹⁰

#51

Carl Kilpatrick (1979-80)
Michael Ruffin (2003-04)
Aleksandar Radojevic (2004-05)

#52

Brett Vroman (1980-81)
Bill Robinson (1981-82)
Todd Fuller (1998-99)

#53* (RETIRED 3/1/96)

Rich Kelley (1975-79)⁵
Mark Eaton (1982-93)^{*}

#54

Kent Benson (1986-87)
Mel Turpin (1987-88)
James Donaldson (1992-93, '94-95)
Anthony Aveni (1998-99)
Mikki Moore (2003-04)
Robert Whaley (2005-06)

#55

Chad Gallagher (1993-94)
Daren Moringstar (1993-94)
Antoine Carr (1994-98)
Rafael Araujo (2006-07)

Players listed in order number was worn.

NUMBERS NEVER WORN BY A JAZZ PLAYER IN A REGULAR SEASON/PLAYOFF GAME

1*, 28-29, 36-38, 46, 48-49, 56+

(Note: The number 1 is retired in honor of Frank Layden, former head coach and general manager of the franchise.)

MOST WORN JERSEYS

#22 (16 players)

#25 (16 players)

#33 (14 players)

PLAYERS WHO WORE MULTIPLE NUMBERS

¹ John Amaechi - #13 (2001-02), #26 (2002-03)

² Tom Boswell - #32 (1979-80), #33 (1983-84)

³ John Crotty - #25 (1992-95, '01-02), #22 (2000-01)

⁴ Howard Easley - #10 (1995-00), #6 (2004-05)

⁵ Rich Kelley - #53 (1975-79), #44 (1982-85)

⁶ Pete Maravich - #44 (1974-75), #7 (1975-80)

⁷ Chris Morris - #43 (1995-96), #34 (1996-98)

⁸ Greg Ostertag - #00 (1995-99, '01-04, '05-06), #39 (1999-01)

⁹ Bryon Russell - #34 (1993-96), #3 (1996-02)

¹⁰ Marcus Cousin - #0 (3/9/11), #50 (2010-11)

¹¹ Mo Williams - #25 (2003-04), #5 (2012-13)

PLAYERS WHO WERE ON ACTIVE ROSTER BUT DID NOT APPEAR IN A GAME

Brian Chase - #33 (2006-07)

Jerel McNeal - #23 (2012-13)

Travis Leslie - #23 (2012-13)

Erik Murphy - #33 (2013-14)

^{*} Indicated number was retired in that player's honor.

BOLD indicates current Jazz player

ALL-TIME JAZZ ROSTER BY COLLEGE

ALABAMA (3)

Jim Farmer (1988-89)
David Benoit (1991-96, '00-01)
Mo Williams (2003-04, '12-13)

ALABAMA-BIRMINGHAM (1) Elijah Millsap (2014-present)

ARIZONA (2)

Richard Jefferson (2013-14)
Grant Jerrett (2014-present)

ARIZONA STATE (1)

Isaac Austin (1991-93)

ARKANSAS (2)

Tony Brown (1990-91)
Ronnie Brewer (2006-10)

ARKANSAS-LITTLE ROCK (1)

Derek Fisher (2006-07)

AUBURN (2)

Bobby Cattage (1981-82)
Chris Morris (1995-98)

BARTON COUNTY CC (KS) (1)

Aleksandar Radojevic (2004-05)

BELMONT (1)

Ian Clark (2013-15)

BOSTON COLLEGE (1)

Howard Eisle (1995-00, '04-05)

BOSTON UNIVERSITY (1)

Kenny Boyd (1974-75)

BOWLING GREEN (1)

Keith McLeod (2004-06)

BRADLEY (1)

Mitchell Anderson (1982-85)

BRIGHAM YOUNG (4)

Bernie Fryer (1974-75)
Fred Roberts (1984-86)
Andy Toolson (1990-91, '95-96)
Rafael Araujo (2006-07)

BUTLER (1)

Gordon Hayward (2010-present)

CALIFORNIA (2)

Francisco Elson (2010-11)
Patrick Christopher (2014-15)

CALIFORNIA-IRVINE (1)

Bob Thornton (1991-92)

CENTRAL MICHIGAN (2)

Jim McElroy (1975-79)
Ben Poquette (1979-83)

CINCINNATI (2)

Rick Roberson (1974-75)
Pat Cummings (1990-91)

CLEMSON (1)

Trevor Booker (2014-present)

COLORADO (2)

Jay Humphries (1992-95)
Alec Burks (2011-present)

COLORADO STATE (2)

Eddie Hughes (1987-88)
Milt Palacio (2005-06)

CONNECTICUT (2)

Toby Kimball (1974-75)
Donyell Marshall (2000-02)

CREIGHTON (2)

Chad Gallagher (1993-94)
Kyle Korver (2007-10)

DARTMOUTH (1)

Walter Palmer (1990-91)

DAYTON (1)

Chris Johnson (2014-present)

DEPAUL (3)

Bill Robinson (1981-82)
Tyrone Corbin (1991-94)
Stephen Howard (1992-94, '96-97)

DETROIT MERCY (1)

Spencer Haywood (1978-79)

DUKE (2)

Carlos Boozer (2004-10)

Rodney Hood (2014-present)

EAST CAROLINA (1)

Theodore "Blue" Edwards (1989-92, '94-95)

FLORIDA (1)

Neil Walk (1974-75)

FLORIDA INTERNATIONAL (2)

Josue Arroyo (2002-05)
Raja Bell (2003-05, '10-13)

FORDHAM (1)

Dan O'Sullivan (1990-91)

GARDNER-WEBB (1)

John Drew (1982-85)

GEORGETOWN (1)

John Duren (1980-82)

GEORGE WASHINGTON (1)

Mike Brown (1988-93)

GEORGIA (2)

Shandon Anderson (1996-99)
Sundiata Gaines (2009-10)

GEORGIA TECH (2)

Matt Harpring (2002-10)

Derrick Favors (2010-present)

GONZAGA (1)

John Stockton (1984-03)

GRAMBLING (1)

Aaron James (1974-79)

HOUSTON (2)

Andre Owens (2005-06)
Marcus Cousin (2010-11)

HOUSTON BAPTIST (1)

E.C. Coleman (1974-77)

IDAHO (1)

Raymond Brown (1989-90)

IDAHO STATE (3)

Ron Boone (1979-81)
Jeff Cook (1985-86)
Steve Hayes (1985-86)
ILINOIS (3)
Deron Williams (2005-11)
Dee Brown (2006-07)
Roger Powell Jr. (2006-07)

ILLINOIS STATE (1)

Jeff Wilkins (1980-86)

INDIANA (3)

Walt Bellamy (1974-75)
Kent Benson (1986-87)
Calbert Cheaney (2002-03)

INDIANA STATE (1)

Carl Nicks (1980-82)

IOWA (1)

Bobby Hansen (1983-90)

IOWA STATE (3)

Jeff Hornacek (1993-00)
Jamaal Tinsley (2011-13, '13-14)
Dianté Garrett (2013-14)

KANSAS (5)

Bud Stallworth (1974-77)
Greg Ostertag (1995-04, '05-06)
Jacque Vaughn (1997-01)
Danny Manning (2000-01)
Brandon Rush (2013-14)

KENTUCKY (3)

Mel Turpin (1987-88)
Scott Padgett (1999-03)
Enes Kanter (2011-15)

KENTUCKY WESLEYAN (1)

Corey Crowder (1991-92)

LA SALLE (1)

Tim Legler (1992-93)

LONG BEACH STATE (2)

Rickey Williams (1982-83)
Byron Russell (1993-02)

LONG ISLAND UNIVERSITY (1)

Carey Scurry (1985-88)

LOUISIANA-MONROE (2)

(FORMERLY NE LOUISIANA)
Carl Kilpatrick (1979-80)
Kenny Natt (1982-83, '84-85)

LOUISIANA STATE (2)

Pete Maravich (1974-80)
Randy Livingston (2004-05)

LOUISIANA TECH (2)

Karl Malone (1985-03)
Paul Millsap (2006-13)

LOUISVILLE (3)

Darrell Griffith (1980-91)
Jerry Eaves (1982-84)
Felton Spencer (1993-96)

LOYOLA (IU) (1)

Andre Wakefield (1979-80)

LOYOLA MARYMOUNT (1)

Rick Adelman (1974-75)

MARQUETTE (4)

Jerome Whitehead (1979-80)
Sam Worthen (1981-82)
Wesley Matthews (2009-10)
Steve Novak (2014-15)

MARSHALL (1)

Russell Lee (1974-75)

MARYLAND (3)

Mo Howard (1976-77)
Brad Davis (1979-80)
Tony Massenburg (2002-03)

MEMPHIS (1)

Elliott Williams (2014-15)

MICHIGAN (2)

Rickey Green (1980-88)
Trey Burke (2013-present)

MICHIGAN STATE (1)

Terry Furlow (1979-80)

MINNESOTA (4)

Ron Behagen (1975-77)
Walter Bond (1993-95)
Quincy Lewis (1999-02)
Kris Humphries (2004-06)

MISSISSIPPI STATE (1)

Jeff Malone (1990-94)

MISSOURI (2)

John Brown (1979-80)
DeMarre Carroll (2011-13)

MISSOURI STATE (1)

Blake Ahearn (2011-12)

MONTANA (1)

Larry Krystkowiak (1992-93)

MOREHEAD STATE (1)

Lamar Green (1974-75)

NEBRASKA (3)

Stu Lantz (1974-75)
Eric Johnson (1989-90)
Mikki Moore (2003-04)

NEBRASKA-KEARNEY (1)

Bart Kofoed (1987-89)

NEVADA (1)

Kirk Snyder (2004-05)

ALL-TIME JAZZ ROSTER BY COLLEGE

NEVADA-LAS VEGAS (5)

Robert Smith (1979-80)
Brett Vroman (1980-81)
Armen Gilliam (1999-00)
Kean Clark (2003-04)
Louis Amundson (2006-07)

NEW ORLEANS (1)

Wayne Cooper (1980-81)

NIAGARA (1)

Andy Walker (1976-77)

NORTH CAROLINA (2)

Pete Chilcutt (1999-00)
Marvin Williams (2012-14)

NORTH CAROLINA STATE (4)

Thurl Bailey (1983-92, '98-99)
Sean Green (1993-94)
Todd Fuller (1998-99)
Tom Gugliotta (2003-04)

NORTHERN ILLINOIS (1)

Paul Dawkins (1979-80)

NORTHWESTERN (1)

Billy McKinney (1980-81)

NOTRE DAME (4)

Adrian Dantley (1979-86)
Don Williams (1979-80)
Kelly Tripucka (1986-88)
Jack Cooley (2014-present)

OHIO STATE (1)

Kosta Koufos (2008-10)

OHIO UNIVERSITY (1)

Dave Jamerson (1993-94)

OKLAHOMA STATE (3)

Brooks Thompson (1996-97)
John Starks (2000-02)
John Lucas III (2013-14)

OREGON (2)

Jim Barnett (1974-75)
Ron Lee (1978-79)

OREGON STATE (3)

Mel Counts (1974-76)
Fred Boyd (1975-78)
Jose Ortiz (1989-90)

PACIFIC (1)

John Gianelli (1979-80)

PENN STATE (1)

John Amaechi (2001-03)

PEPPERDINE (1)

Eric White (1988-89)

PITTSBURGH (2)

Mel Bennett (1980-81)
Darren Morningstar (1993-94)

PORTLAND STATE (1)

Freeman Williams (1982-83)

PROVIDENCE (2)

Eric Murdock (1991-92)
Bryce Cotton (2014-present)

RICE (2)

Morris Almond (2007-08)
Mike Harris (2013-14)

ROBERT MORRIS (IL) (1)

Othys Jeffers (2009-10)

ST. JOHN'S (2)

Billy Paulitz (1984-85)
Mark Jackson (2002-03)

ST. MARY'S (TX) (1)

Henry James (1992-93)

SAN DIEGO STATE (1)

Malcolm Thomas (2013-14)

SAN FRANCISCO (1)

James Hardy (1978-82)

SETON HALL (2)

Luther Wright (1993-94)
Anthony Avent (1998-99)

SOUTH CAROLINA (2)

Tom Boswell (1979-80, '83-84)
Jamie Watson (1994-97)

SOUTHERN CALIFORNIA (3)

John Block (1974-75)
Mack Calvin (1979-80)
Chris Munk (1990-91)

SOUTHERN ILLINOIS (2)

Joe C. Meriweather (1977-79)
Troy Hudson (1997-98)

SOUTHERN METHODIST (1)

Ira Terrell (1978-79)

SOUTHERN UNIVERSITY (1)

Tommy Green (1978-79)

STANFORD (5)

Rich Kelley (1975-79, '83-85)
Adam Keefe (1994-00)
Jarron Collins (2001-09)
Curtis Borchardt (2002-05)
Brevin Knight (2008-09)

SYRACUSE (4)

Fred Saunders (1977-78)
Marty Byrnes (1978-79)
Danny Schayes (1981-83)
Jason Hart (2007-08)

TAMPA (1)

Nate Johnston (1989-90)

TEMPLE (2)

Ollie Johnson (1974-75)
William Cunningham (1997-98)

TENNESSEE (2)

Bernard King (1979-80)
Howard Wood (1981-82)

TENNESSEE STATE (1)

Len "Truck" Robinson (1977-79)

TENNESSEE TECH (1)

Kevin Murphy (2012-13)

TEXAS-EL PASO (2)

Gus Bailey (1977-79)
Greg Foster (1995-99)

TEXAS PAN-AMERICAN (1)

Otto Moore (1974-77)

TEXAS-SAN ANTONIO (1)

Devin Brown (2005-06)

TOLEDO (1)

Dick Miller (1980-81)

TOWSON (1)

Jerelle Benimon (2014-15)

TULSA (1)

Michael Ruffin (2003-04)

UCLA (4)

Henry Bibby (1974-76)
Gail Goodrich (1976-79)
Mark Eaton (1982-93)
Earl Watson (2010-13)

UTAH (4)

Greg Deane (1979-80)
Jeff Judkins (1980-81)
Pace Mannion (1984-86)
Tom Chambers (1993-95)

UTAH STATE (1)

Nate Williams (1974-78)

UTAH VALLEY UNIVERSITY (1)

(FORMERLY UTAH VALLEY STATE COLLEGE)
Ronnie Price (2007-11)

VILLANOVA (1)

Randy Foye (2012-13)

VIRGINIA (3)

Marc Iavaroni (1985-89)
John Crotty (1992-95, '00-02)
Olden Polynice (1999-01)

VIRGINIA COMMONWEALTH (1)

Eric Maynor (2009-10)

VIRGINIA TECH (2)

Allan Bristow (1979-81)
Dell Curry (1986-87)

WAKE FOREST (4)

Delaney Rudd (1989-92)
Chris King (1998-99)
Rusty LaRue (2001-02)
Josh Howard (2011-2012)

WALSH UNIVERSITY (OH) (1)

Robert Whaley (2005-06)

WASHINGTON (1)

Louie Nelson (1974-76)

WASHINGTON STATE (2)

James Donaldson (1992-93, '94-95)
Kyle Weaver (2010-11)

WEBER STATE (1)

Ruben Nemphard (1996-97)

WESTERN KENTUCKY (1)

Jeremy Evans (2010-15)

WESTERN MICHIGAN (2)

Paul Griffin (1976-79)
Ben Handlogten (2003-05)

WICHITA STATE (2)

Antoine Carr (1994-98)
Toure' Murry (2014-15)

WISCONSIN (3)

Scott Roth (1987-89)
Paul Grant (2003-04)
Devin Harris (2010-12)

WYOMING (1)

Eric Leckner (1988-90)

XAVIER (LA) (1)

Don "Slick" Watts (1977-78)

XAVIER (OH) (1)

Aaron Williams (1993-94)

OVERALL

141 different colleges represented

MOST REPRESENTED COLLEGES

(5) Kansas	(4) Brigham Young University
Nevada-Las Vegas	Minnesota
Stanford	North Carolina State
	Syracuse
	UCLA
	Utah
	Wake Forest

PLAYERS ON ACTIVE ROSTER WHO DID NOT APPEAR IN A GAME

Brian Chase (2006-07) - Virginia Tech
 Travis Leslie (2012-13) - Georgia
 Jerel McNeal (2012-13) - Marquette
 Erik Murphy (2013-14) - Florida

PLAYERS DIRECTLY FROM HIGH SCHOOL (4)

Darryl Dawkins (1987-88)	Maynard Evans H.S. (FL)
DeShawn Stevenson (2000-04)	Washington Union H.S. (CA)
C.J. Miles (2005-2012)	Skyline H.S. (TX)
Al Jefferson (2010-13)	Prentiss H.S. (MS)

INTERNATIONAL PLAYERS (17 PLAYERS, 14 DIFFERENT COUNTRIES)

PLAYER	FROM	PLAYER	FROM
Jose Ortiz (1988-90)	Puerto Rico	Aleksandar "Sasha" Pavlovic (2003-04)	Serbia & Montenegro
Olden Polynice (1999-01)	Haiti	Mehmet Okur (2004-11)	Turkey
John Amaechi (2001-03)	Great Britain	Aleksandar Radojevic (2004-05)	Serbia & Montenegro
Andrei Kirilenko (2001-11)	Russia	Rafael Araujo (2006-07)	Brazil
Carlos Arroyo (2002-05)	Puerto Rico	Kyrylo Fesenko (2007-11)	Ukraine
Raul Lopez (2002-05)	Spain	Francisco Elson (2010-11)	Netherlands
Raja Bell (2003-05, '10-13)	U.S. Virgin Islands	Enes Kanter (2011-15)	Turkey (born in Switzerland)
Gordan Giricek (2003-08)	Croatia	Rudy Gobert (2013-present)	France
		Andris Biedrins (2013-14)	Latvia
		Danté Exum (2014-present)	Australia
		Joe Ingles (2014-present)	Australia

NBA DEVELOPMENT LEAGUE CALL-UPS (19)

PLAYER	SIGNED	FROM
Rusty LaRue (2001-02)	1/29/01	Asheville Altitude
Mikki Moore (2003-04)	1/28/04	Roanoke Dazzle
Louis Amundson (2006-07)	2/7/07	Colorado 14ers
Sundiata Gaines (2009-10)	1/6/10	Idaho Stampede
Othys Jeffers (2009-10)	3/4/10	Iowa Energy
Marcus Cousin (2010-11)	3/9/11	Austin Toros
Kyle Weaver (2010-11)	3/30/11	Austin Toros
Blake Ahearn (2011-12)	4/10/12	Reno Bighorns
Travis Leslie (2012-13)	3/10/13	Santa Cruz Warriors
Jerel McNeal (2012-13)	3/27/13	Bakersfield Jam
Diantre Garrett (2013-14)	11/13/13	Iowa Energy
Patrick Christopher (2014-15)	12/10/14	Iowa Energy
Elijah Millsap (2014-present)	1/5/15	Bakersfield Jam
Elliot Williams (2014-15)	1/7/15	Santa Cruz Warriors
Chris Johnson (2014-present)	1/28/15	Rio Grande Valley Vipers
Jack Cooley (2014-present)	2/24/15,	Idaho Stampede
	3/16/15	
Bryce Cotton (2014-present)	2/24/15	Austin Spurs
Jerrelle Benimon (2014-15)	3/6/15	Idaho Stampede

NBA DEVELOPMENT LEAGUE AFFILIATES (5)

AFFILIATE	SEASON(S)
Albuquerque Thunderbirds	2005-06
Utah Flash	2007-11
Reno Bighorns	2012-13
Bakersfield Jam	2013-14
Idaho Stampede	2006-07, 2011-12, 2014-present*

* Single/hybrid affiliate in 2014-15; purchased on 3/24/15

NBA DEVELOPMENT LEAGUE ASSIGNMENTS (10 PLAYERS, 25 ASSIGNMENTS)

PLAYER (SEASON)

C.J. Miles (2005-06)
C.J. Miles (2006-07)
Kyrlo Fesenko (2007-08)
Morris Almond (2007-08)
Kyrlo Fesenko (2008-09)
Morris Almond (2008-09)
Kosta Koufos (2008-09)
Kosta Koufos (2009-10)
Kosta Koufos (2009-10)
Jeremy Evans (2010-11)
Kevin Murphy (2012-13)
Ian Clark (2013-14)
Rudy Gobert (2013-14)
Touré Murry (2014-15)
Ian Clark (2014-15)
Grant Jerrett (2014-15)

(ASSIGNMENTS) DATES ASSIGNED-RECALLED

(1) 1/4 - 2/3/06
(1) 1/11 - 1/26/07
(3) 11/10 - 11/30, 12/6 - 12/13, 12/27/07 - 3/29/08
(3) 12/6/07 - 1/8/08, 1/25 - 3/29, 4/7 - 4/13/08
(2) 1/6 - 1/24, 3/7 - 3/25/09
(1) 3/7/09 - end of season
(1) 3/25 - 4/17/09
(1) 1/25 - 1/28/10
(1) 3/8 - 3/22/10
(1) 3/4 - 3/6/11
(1) 11/26/12 - 1/8/13
(2) 12/14 - 12/21/13, 1/4 - 1/13/14
(2) 12/14 - 12/21/13, 1/4 - 1/13/14
(2) 11/13 - 12/2/14, 12/31/14 - 1/3/15
(1) 2/24 - 3/17/15
(2) 3/10 - 3/18/15, 3/26 - 4/6/15

D-LEAGUE TEAM

Albuquerque Thunderbirds
Idaho Stampede
Utah Flash
Utah Flash
Utah Flash
Utah Flash
Utah Flash
Utah Flash
Reno Bighorns
Bakersfield Jam
Bakersfield Jam
Idaho Stampede
Idaho Stampede
Idaho Stampede

HOMETOWN HEROES – PLAYERS WITH UTAH TIES

PLAYER (JAZZ SEASONS)

Rafael Araujo (2006-07)
Devin Brown (2005-06)
Tom Chambers (1993-95)
Greg Deane (1979-80)
Bernie Fryer (1974-75)
Jeff Judkins (1980-81)

Pace Mannion (1984-86)

CONNECTION

Brigham Young University
Born in Ogden
Born in Ogden/University of Utah
University of Utah
Brigham Young University
Born in Salt Lake City/Highland H.S./
University of Utah
Born in Salt Lake City/University of Utah

PLAYER (JAZZ SEASONS)

Ruben Nemphard (1996-97)
Ronnie Price (2007-11)

Fred Roberts (1984-86)

Andy Toolson (1990-91, '95-96)
Brett Vroman (1980-81)
Nate Williams (1974-78)

CONNECTION

Weber State University
Utah Valley State College
(now Utah Valley University)
Born in Provo/Bingham H.S./
Brigham Young University
Brigham Young University
Provo H.S.
Utah State University

JAZZ PLAYERS/COACHES IN NAISMITH MEMORIAL BASKETBALL HALL OF FAME

YEAR ELECTED

1982
1987
1996
2008
2009
2010
2010

PLAYER (JAZZ YEARS)

Walt Bellamy (1974-75)
Pete Maravich (1974-80)
Gail Goodrich (1976-79)
Adrian Dantley (1979-86)
John Stockton (1984-2003)
Karl Malone (1985-2003)
1992 U.S. Olympic Team (including Malone, Stockton)

YEAR ELECTED

(1988-2011)

COACH (JAZZ YEARS)

Jerry Sloan



CURT GOWDY MEDIA AWARDS

The Basketball Hall of Fame's media award is named in honor of Curt Gowdy, who served as president of the Hall of Fame for seven consecutive one-year terms. It was established by the Board of Trustees to single out members of the electronic and print media for outstanding contributions to basketball.

2003 (electronic)

"Hot" Rod Hundley (1974-2009)

NBA'S 50 GREATEST PLAYERS

On October 29, 1996, the NBA named its 50 Greatest Players in history in conjunction with the league's 50th anniversary celebration. The following is a list of Jazz players who were named and the years they played with the franchise:

Karl Malone (1985-2003)
Pete Maravich (1975-1980)
John Stockton (1984-2003)



JAZZ PLAYERS/COACHES ON OLYMPIC TEAMS

JAZZ COACHES ON OLYMPIC TEAMS

YEAR	PLAYER	NATION	MEDAL
1960	Walt Bellamy	USA	gold
1968	Spencer Haywood	USA	gold
1976	Adrian Dantley	USA	gold
1988	Danny Manning	USA	bronze
	Jose Ortiz	Puerto Rico	
1992	Karl Malone	USA	gold
	Jose Ortiz	Puerto Rico	
	John Stockton	USA	gold
1996	Karl Malone	USA	gold
	Jose Ortiz	Puerto Rico	
	John Stockton	USA	gold
2000	Andrei Kirilenko	Russia	
	Raul Lopez	Spain	
2004	Carlos Arroyo	Puerto Rico	
	Carlos Boozer	USA	bronze
	Jose Ortiz	Puerto Rico	
	Aleksandar Pavlovic	Serbia & Montenegro	
2008	Carlos Boozer	USA	gold
	Andrei Kirilenko	Russia	
	Raul Lopez	Spain	silver
	Deron Williams	USA	gold

BOLD indicates on Jazz roster at the time

TWO-TIME GOLD MEDAL WINNERS

Karl Malone and John Stockton were both members of the original Team USA "Dream Team" that won gold at the 1992 Summer Olympics in Barcelona, Spain. Four years later, they were selected as members of "Dream Team II" that took gold in Atlanta. They are two of just 18 players who have won two gold medals in men's Summer Olympic basketball competition. Deron Williams was a member of the Jazz when he won gold in 2008. Below is a complete list of two-time gold medal winners:

PLAYER	OLYMPICS
Carmelo Anthony	2008, 2012
Charles Barkley	1992, 1996
Kobe Bryant	2008, 2012
Patrick Ewing	1984, 1992
Burdette Halderson	1956, 1960
William Houglund	1952, 1956
LeBron James	2008, 2012
Michael Jordan	1984, 1992
Jason Kidd	2000, 2008
Robert Kurkland	1948, 1952
Karl Malone	1992, 1996
Chris Mullin	1984, 1992
Chris Paul	2008, 2012
Gary Payton	1996, 2000
Scottie Pippen	1992, 1996
David Robinson	1992, 1996
John Stockton	1992, 1996
Deron Williams	2008, 2012





PRESEASON



2015-16 PRESEASON SCHEDULE

2015-16 PRESEASON SCHEDULE

GM	DATE	OPPONENT	LOCATION	TIME (MT)
1	Sun, Oct. 4	vs. L.A. Lakers	Honolulu, Hawaii (Stan Sheriff Center)	7 p.m.
2	Tue, Oct. 6	vs. L.A. Lakers	Honolulu, Hawaii (Stan Sheriff Center)	10 p.m.
3	Fri, Oct. 9	at Phoenix	Phoenix, Ariz. (Talking Stick Resort Arena)	8 p.m.
4	Mon, Oct. 12	PORTLAND	Vivint Smart Home Arena	7 p.m.
5	Sun, Oct. 18	at Portland	Portland, Ore. (Moda Center)	7 p.m.
6	Tue, Oct. 20	OKLAHOMA CITY	Vivint Smart Home Arena	7 p.m.
7	Thu, Oct. 22	DENVER	Vivint Smart Home Arena	7 p.m.

JAZZ YEAR-BY-YEAR PRESEASON RESULTS

SEASON	HOME	ROAD	NEUTRAL	TOTAL	PCT.
1974-75	0-1	---	2-4	2-5	.286
1975-76	1-0	1-0	2-4	4-4	.500
1976-77	2-0	0-1	3-1	5-2	.714
1977-78	1-0	---	5-2	6-2	.750
1978-79	---	0-1	3-4	3-5	.375
1979-80	1-0	0-1	1-1	2-2	.500
1980-81	0-1	---	1-6	1-7	.125
1981-82	1-0	---	3-3	4-3	.571
1982-83	---	0-1	2-4	2-5	.286
1983-84	---	1-1	3-2	4-3	.571
1984-85	2-2	1-0	3-1	6-3	.667
1985-86	---	1-0	5-2	6-2	.750
1986-87	1-0	---	3-4	4-4	.500
1987-88	1-0	0-1	4-2	5-3	.625
1988-89	1-0	0-3	4-0	5-3	.556
1989-90	1-1	1-0	1-3	3-4	.429
1990-91	0-2	0-1	1-4	1-7	.125
1991-92	1-1	1-0	3-2	5-3	.625
1992-93	1-1	2-1	2-1	5-3	.625
1993-94	1-1	3-1	1-1	5-3	.625
1994-95	2-0	3-1	2-0	7-1	.875
1995-96	2-0	1-1	1-3	4-4	.500
1996-97	2-0	1-1	1-3	4-4	.500
1997-98	2-0	1-2	2-1	5-3	.625
1998-99	1-0	0-1	0-0	1-1	.500
1999-00	2-0	0-1	3-2	5-3	.625
2000-01	1-1	2-2	1-1	4-4	.500
2001-02	3-0	0-2	2-1	5-3	.625
2002-03	1-1	2-2	1-1	4-4	.500
2003-04	2-0	3-0	2-1	7-1	.875
2004-05	2-0	1-3	1-0	4-3	.571
2005-06	0-2	1-2	1-1	2-5	.286
2006-07	2-0	2-3	0-1	4-4	.500
2007-08	2-1	1-1	1-1	4-3	.571
2008-09	1-1	2-1	1-1	4-3	.571
2009-10	2-0	3-0	1-2	6-2	.750
2010-11	3-0	3-0	2-0	8-0	1.000
2011-12	1-0	0-1	---	1-1	.500
2012-13	3-0	1-3	1-0	5-3	.625
2013-14	1-2	0-3	0-2	1-7	.125
2014-15	2-1	2-2	1-0	5-3	.625
TOTALS	52-19	40-44	76-72	168-135	
WIN PCT.	.732	.476	.514	.554	

ALL-TIME PRESEASON RECORDS VS. OPPONENTS

	HOME W-L	ROAD W-L	NEUTRAL W-L	TOTAL W-L	PCT.
Atlanta	1-0	1-1	5-3	7-4	.636
Boston	0-2	1-0	3-3	4-5	.444
Charlotte	---	---	1-0	1-0	1.000
Chicago	---	2-2	1-4	3-6	.333
Cleveland	2-1	0-2	0-4	2-7	.222
Dallas	---	2-0	2-5	4-5	.444
Denver ¹	3-1	1-2	4-3	8-6	.571
Detroit	1-0	3-1	1-2	5-3	.625
Golden State	1-0	1-2	2-4	4-6	.400
Houston	---	0-3	1-4	1-7	.125
Indiana	2-1	2-6	4-3	8-10	.444
San Diego/L.A. Clippers	2-1	1-3	3-3	6-7	.462
L.A. Lakers	2-0	2-3	9-4	13-7	.650
Vancouver/Memphis	---	1-0	1-0	2-0	1.000
Miami	Have never met				
Milwaukee	2-1	0-1	4-1	6-3	.667
Minnesota	Have never met				
New Orleans	1-0	0-1	2-0	3-1	.750
New York	4-2	4-3	3-1	11-6	.647
Seattle/Oklahoma City	5-0	1-3	4-5	10-8	.556
Orlando	---	1-0	0-1	1-1	.500
Philadelphia	6-4	2-1	3-4	11-9	.550
Phoenix	3-5	2-2	1-2	6-9	.400
Portland	8-1	6-4	4-6	18-11	.621
Real Madrid (Spain) ²	---	1-0	---	1-0	1.000
Kansas City/Sacramento	4-0	3-2	4-6	11-8	.579
San Antonio	---	2-1	4-3	6-4	.600
Toronto	1-0	1-1	---	2-1	.667
Washington	1-0	---	7-0	8-0	1.000
vs. NBA	52-19	39-44	75-71	166-134	.553
TOTAL*	52-19	40-44	76-72	168-135	.554

* Includes three additional preseason games vs. non-NBA teams (see below).

1 - Includes two games vs. Denver (1-1) on 10/4/75 & 10/5/75 when Nuggets were still in the ABA.

2 - Played Real Madrid of the Spanish League in Madrid, Spain as part of 2009 NBA Europe Live.

PRESEASON OVERTIME GAMES (2-6)

DATE	OPPONENT	W/L	SCORE	HOME	ROAD	NEUTRAL	TOTAL	SITE
10/5/78	@ Indiana	L*	98-102		0-1		0-1	Indianapolis, IN
10/13/82	vs. Seattle	L*	120-123			0-1	0-2	Spokane, WA
10/25/88	@ Golden State	L*	101-105		0-2		0-3	Oakland, CA
10/13/91	@ Sacramento	W*	111-104		1-2		1-3	Sacramento, CA
10/17/92	BOSTON	L*	113-117	0-1			1-4	Salt Lake City, UT
11/1/93	@ Phoenix	W*	115-109		2-2		2-4	Phoenix, AZ
2/1/99	@ Denver	L**	111-116		2-3		2-5	Denver, CO
10/15/08	@ Denver	L*	119-120		2-4		2-6	Denver, CO
TOTALS				0-1	2-4	0-1	2-6	

* Denotes number of overtime periods.

ALL-TIME PRESEASON HIGHS AND LOWS

MOST POINTS SCORED BY JAZZ

PTS	OPPONENT	DATE	RESULT	SCORE	MARGIN	SITE
132	vs. Denver	10/17/86	W	132-108	24	Laramie, WY
131	vs. Washington	10/6/74	W	131-117	14	Monroe, LA
131	PHILADELPHIA	10/24/94	W	131-108	23	Salt Lake City
128	vs. Washington	9/25/78	W	128-101	27	El Paso, TX
128	vs. Charlotte	10/19/91	W	128-115	13	Raleigh, NC

FEWEST POINTS SCORED BY JAZZ

PTS	OPPONENT	DATE	RESULT	SCORE	MARGIN	SITE
65	@ Indiana	10/22/99	L	65-97	-32	Indianapolis, IN
67	@ Phoenix	10/20/04	L	67-108	-41	Phoenix, AZ
72	@ New York	10/23/01	L	72-76	-4	New York, NY
74	L.A. CLIPPERS	10/12/13	L	74-106	-32	Salt Lake City, UT
77	vs. Dallas	10/4/80	L	77-95	-18	Pocatello, ID
77	@ New York	10/23/03	W	77-60	17	New York, NY

MOST POINTS ALLOWED BY JAZZ

PTS	OPPONENT	DATE	RESULT	SCORE	MARGIN	SITE
133	vs. Houston	9/28/74	L	113-133	-20	Alexandria, LA
132	vs. Kansas City	10/9/82	L	105-132	-27	St. Joseph, MO
129	@ L.A. Lakers	10/19/88	L	96-129	-33	Los Angeles, CA
125	vs. Portland	10/7/84	L	118-125	-7	Boise, ID
124	@ Phoenix	10/15/07	L	101-124	-23	Phoenix, AZ

FEWEST POINTS ALLOWED BY JAZZ

PTS	OPPONENT	DATE	RESULT	SCORE	MARGIN	SITE
60	@ New York	10/23/03	W	77-60	17	New York, NY
65	vs. New York	10/14/03	W	81-65	16	Boise, ID
69	NEW YORK NETS	10/5/76	W	105-69	36	New Orleans, LA
70	vs. Philadelphia	10/18/01	W	95-70	25	Lawrence, KS
71	@ Philadelphia	10/22/00	W	83-71	12	Philadelphia, PA
71	SACRAMENTO	10/22/10	W	82-71	11	Salt Lake City, UT

BIGGEST JAZZ WINS

MARGIN	OPPONENT	DATE	SCORE	SITE
38	vs. L.A. Clippers	10/14/87	144-96	Cedar City, UT
36	NEW YORK NETS	10/5/76	109-64	New Orleans, LA
34	KANSAS CITY	10/8/75	114-70	New Orleans, LA
34	vs. L.A. Lakers	10/16/12	114-80	Anaheim, CA
33	vs. L.A. Lakers	10/16/14	119-86	Anaheim, CA

BIGGEST JAZZ LOSSES

MARGIN	OPPONENT	DATE	SCORE	SITE
-41	@ Phoenix	10/20/04	67-108	Phoenix, AZ
-33	@ L.A. Lakers	10/19/88	96-129	Los Angeles, CA
-32	L.A. CLIPPERS	10/12/13	74-106	Salt Lake City, UT
-32	@ Indiana	10/22/99	65-97	Indianapolis, IN
-27	vs. Kansas City	10/9/82	105-132	St. Joseph, MO

LARGEST CROWDS TO SEE JAZZ PLAY

ATTEND.	OPPONENT	DATE	W/L	SCORE	MARGIN	SITE
22,792	vs. Boston	10/30/87	L	95-109	-14	Provo, UT
21,865	@ Chicago	10/18/08	W	88-80	8	Chicago, IL
21,764	@ Chicago	10/17/94	W	103-101	2	Chicago, IL
21,401	@ Charlotte	10/22/97	L	99-109	-10	Charlotte, NC
20,092	vs. Dallas	10/5/03	W	90-85	5	Mexico City, Mexico

SMALLEST CROWDS TO SEE JAZZ PLAY

ATTEND.	OPPONENT	DATE	W/L	SCORE	MARGIN	SITE
1,000+	vs. Atlanta	10/1/76	W	120-107	13	Charlotte, NC
1,050	vs. San Antonio	10/13/76	L	109-113	-4	Corpus Christi, TX
1,123	@ San Diego	10/9/83	W	114-106	8	San Diego, CA
1,217	vs. Kansas City	10/9/82	L	105-132	-27	St. Joseph, MO
1,300+	vs. Washington	10/8/74	W	98-95	3	Shreveport, LA

ALL-TIME PRESEASON RESULTS

1974-75 NEW ORLEANS JAZZ PRESEASON (2-5)

GM	DATE	OPPONENT	W/L	SCORE	HOME	ROAD	NEUTRAL	TOTAL	SITE	ATTEND.
1	9/28/74	vs. Houston	L	113-133			0-1	0-1	Alexandria, LA	2,300+
2	10/2/74	vs. Phoenix	L	98-117			0-2	0-2	Lafayette, LA	3,900+
3	10/3/74	vs. Phoenix	L	88-97			0-3	0-3	Hattiesburg, MS	2,338
4	10/6/74	vs. Washington	W	131-117			1-3	1-3	Monroe, LA	3,000+
5	10/8/74	vs. Washington	W	98-95			2-3	2-3	Shreveport, LA	1,300+
6	10/10/74	CLEVELAND	L	89-101	0-1			2-4	New Orleans, LA	2,250+
7	10/11/74	vs. Cleveland	L	94-98			2-4	2-5	Baton Rouge, LA	3,600+

1975-76 NEW ORLEANS JAZZ PRESEASON (4-4)

GM	DATE	OPPONENT	W/L	SCORE	HOME	ROAD	NEUTRAL	TOTAL	SITE	ATTEND.
1	10/4/75	vs. Denver ¹	L	79-94			0-1	0-1	Charlotte, NC	10,000+
2	10/5/75	vs. Denver ¹	W	115-101			1-1	1-1	Raleigh, NC	12,400
3	10/8/75	KANSAS CITY	W	126-92	1-0			2-1	New Orleans, LA	10,327
4	10/9/75	vs. Houston	L	102-113			1-2	2-2	Wichita Falls, TX	3,000+
5	10/12/75	vs. Houston	W	111-94			2-2	3-2	Lake Charles, LA	2,606
6	10/14/75	@ San Antonio	W	105-104		1-0		4-2	San Antonio, TX	4,000+
7	10/16/75	vs. Atlanta	L	105-107			2-3	4-3	Chattanooga, TN	3,500+
8	10/19/75	vs. Atlanta	L	86-89			2-4	4-4	Mobile, AL	3,105

¹The Denver Nuggets were still a member of the ABA at the time (joined NBA in 1976-77).

1976-77 NEW ORLEANS JAZZ PRESEASON (5-2)

GM	DATE	OPPONENT	W/L	SCORE	HOME	ROAD	NEUTRAL	TOTAL	SITE	ATTEND.
1	9/30/76	vs. Milwaukee	W	111-110			1-0	1-0	Greenville, SC	2,895
2	10/1/76	vs. Atlanta	W	120-107			2-0	2-0	Charlotte, NC	1,000+
3	10/5/76	NEW YORK NETS	W	105-69	1-0			3-0	New Orleans, LA	13,714
4	10/6/76	vs. Milwaukee	W	108-97			3-0	4-0	Memphis, TN	5,116
5	10/13/76	vs. San Antonio	L	109-113			3-1	4-1	Corpus Christi, TX	1,050
6	10/16/76	@ San Antonio	L	87-104		0-1		4-2	San Antonio, TX	5,000+
7	10/17/76	DENVER	W	93-90	2-0			5-2	New Orleans, LA	6,277

1977-78 NEW ORLEANS JAZZ PRESEASON (6-2)

GM	DATE	OPPONENT	W/L	SCORE	HOME	ROAD	NEUTRAL	TOTAL	SITE	ATTEND.
1	10/1/77	vs. Atlanta	W	116-108			1-0	1-0	San Antonio, TX	8,031
2	10/2/77	vs. San Antonio	W	124-96			2-0	2-0	Birmingham, AL	4,200+
3	10/4/77	vs. San Antonio	L	106-111			2-1	2-1	Pine Bluff, AR	2,470
4	10/7/77	vs. Atlanta	W	113-104			3-1	3-1	Hollywood, FL	6,468
5	10/8/77	vs. Atlanta	W	85-84			4-1	4-1	Lakeland, FL	3,000+
6	10/11/77	vs. Washington	W	115-110			5-1	5-1	Little Rock, AR	5,000+
7	10/12/77	WASHINGTON	W	124-114	1-0			6-1	New Orleans, LA	7,546
8	10/14/77	vs. Atlanta	L	97-99			5-2	6-2	Louisville, KY	6,798

1978-79 NEW ORLEANS JAZZ PRESEASON (3-5)

GM	DATE	OPPONENT	W/L	SCORE	HOME	ROAD	NEUTRAL	TOTAL	SITE	ATTEND.
1	9/25/78	vs. Washington	W	128-101			1-0	1-0	El Paso, TX	5,576
2	9/27/78	vs. Kansas City	L	91-101			1-1	1-1	Houston, TX	7,178
3	9/29/78	vs. Philadelphia	L	100-107			1-2	1-2	Baton Rouge, LA	5,385
4	9/30/78	vs. Philadelphia	L	96-112			1-3	1-3	Biloxi, MS	4,711
5	10/3/78	vs. Indiana	W	111-99			2-3	2-3	Thibodaux, LA	2,297
6	10/5/78	@ Indiana	L*	98-102		0-1		2-4	Indianapolis, IN	4,408
7	10/7/78	vs. Philadelphia	L	84-109			2-4	2-5	Pittsburgh, PA	10,651
8	10/8/78	vs. Indiana	W	114-95			3-4	3-5	Lexington, KY	2,297

1979-80 UTAH JAZZ PRESEASON (2-2)

GM	DATE	OPPONENT	W/L	SCORE	HOME	ROAD	NEUTRAL	TOTAL	SITE	ATTEND.
1	9/21/79	vs. Denver	W	113-110			1-0	1-0	Ogden, UT	6,121
2	9/28/79	@ Houston	L	102-113		0-1		1-1	Houston, TX	4,117
3	10/4/79	vs. Houston	L	94-105			1-1	1-2	Logan, UT	3,462
4	10/8/79	L.A. LAKERS	W	104-100	1-0			2-2	Salt Lake City, UT	7,828

+ Attendance figure estimated. *Denotes number of overtime periods. **BOLD** indicates sellout.

ALL-TIME PRESEASON RESULTS

1980-81 UTAH JAZZ PRESEASON (1-7)

GM	DATE	OPPONENT	W/L	SCORE	HOME	ROAD	NEUTRAL	TOTAL	SITE	ATTEND.
1	9/23/80	vs. Golden State	L	81-95			0-1	0-1	Santa Barbara, CA	4,000+
2	9/24/80	vs. Denver	L	92-102			0-2	0-2	Provo, UT	7,214
3	9/26/80	vs. Indiana	L	102-113			0-3	0-3	Fort Wayne, IN	2,811
4	9/27/80	vs. Indiana	W	107-105			1-3	1-3	Louisville, KY	3,318
5	9/30/80	PHILADELPHIA	L	89-93	0-1			1-4	Salt Lake City, UT	7,050
6	10/4/80	vs. Dallas	L	77-95			1-4	1-5	Pocatello, ID	3,013
7	10/5/80	vs. San Diego	L	95-105			1-5	1-6	Calgary, ALB	2,870
8	10/6/80	vs. San Diego	L	87-92			1-6	1-7	Edmonton, ALB	5,864

1981-82 UTAH JAZZ PRESEASON (4-3)

GM	DATE	OPPONENT	W/L	SCORE	HOME	ROAD	NEUTRAL	TOTAL	SITE	ATTEND.
1	10/7/81	vs. Dallas	L	91-103			0-1	0-1	Denton, TX	2,832
2	10/9/81	vs. San Antonio	W	90-86			1-1	1-1	Ogden, UT	1,754
3	10/10/81	vs. San Antonio	L	89-98			1-2	1-2	Pocatello, ID	3,210
4	10/13/81	vs. Kansas City	W	108-82			2-2	2-2	Chatanooga, TN	4,000+
5	10/17/81	vs. Kansas City	W	99-81			3-2	3-2	Pocatello, ID	5,167
6	10/22/81	vs. Golden State	L	89-105			3-3	3-3	Santa Barbara, CA	3,055
7	10/23/81	SEATTLE	W	92-86	1-0			4-3	Salt Lake City, UT	6,000+

1982-83 UTAH JAZZ PRESEASON (2-5)

GM	DATE	OPPONENT	W/L	SCORE	HOME	ROAD	NEUTRAL	TOTAL	SITE	ATTEND.
1	10/9/82	vs. Kansas City	L	105-132			0-1	0-1	St. Joseph, MO	1,217
2	10/13/82	vs. Seattle	L*	120-123			0-2	0-2	Spokane, WA	4,100
3	10/15/82	vs. Seattle	L	106-111			0-3	0-3	Billings, MT	5,257
4	10/16/82	vs. Denver	W	123-118			1-3	1-3	Casper, WY	3,829
5	10/18/82	@ Atlanta	L	102-106		0-1		1-4	Atlanta, GA	9,502
6	10/21/82	vs. Cleveland	L	108-122			1-4	1-5	Marietta, OH	1,502
7	10/25/82	vs. Atlanta	W	112-104			2-4	2-5	Chattanooga, TN	4,622

1983-84 UTAH JAZZ PRESEASON (4-3)

GM	DATE	OPPONENT	W/L	SCORE	HOME	ROAD	NEUTRAL	TOTAL	SITE	ATTEND.
1	10/8/83	@ Seattle	L	89-93		0-1		0-1	Seattle, WA	10,289
2	10/9/83	@ San Diego	W	114-106		1-1		1-1	San Diego, CA	1,123
3	10/11/83	vs. Kansas City	W	96-95			1-0	2-1	Billings, MT	2,038
4	10/12/83	vs. San Diego	W	109-106			2-0	3-1	Ogden, UT	3,011
5	10/15/83	vs. Kansas City	L	94-103			2-1	3-2	Tulsa, OK	3,100+
6	10/23/83	vs. New Jersey	L	95-103			2-2	3-3	Louisville, KY	3,221
7	10/24/83	vs. Milwaukee	W	110-98			3-2	4-3	Louisville, KY	2,824

1984-85 UTAH JAZZ PRESEASON (6-3)

GM	DATE	OPPONENT	W/L	SCORE	HOME	ROAD	NEUTRAL	TOTAL	SITE	ATTEND.
1	10/4/84	@ Kansas City	W	113-109		1-0		1-0	Kansas City, MO	2,500+
2	10/5/84	vs. Milwaukee	W	122-113			1-0	2-0	La Crosse, WI	4,472
3	10/7/84	vs. Portland	L	118-125			1-1	2-1	Boise, ID	4,179
4	10/9/84	vs. Portland	W	119-112			2-1	3-1	Butte, MT	4,100+
5	10/14/84	BOSTON	L	101-110	0-1			3-2	Las Vegas, NV #	5,513
6	10/16/84	NEW JERSEY	W	113-94	1-1			4-2	Las Vegas, NV #	3,027
7	10/19/84	PHILADELPHIA	L	101-103	1-2			4-3	Las Vegas, NV #	6,557
8	10/21/84	KANSAS CITY	W	117-104	2-2			5-3	Las Vegas, NV #	3,037
9	10/23/84	vs. Boston	W	105-104			3-1	6-3	Springfield, MA	8,526

Jazz played some regular season home games at Thomas & Mack Center in Las Vegas in 1983-84 and 1984-85.

* Attendance figure estimated. * Denotes number of overtime periods. **BOLD** indicates sellout.

ALL-TIME PRESEASON RESULTS

1985-86 UTAH JAZZ PRESEASON (6-2)

GM	DATE	OPPONENT	W/L	SCORE	HOME	ROAD	NEUTRAL	TOTAL	SITE	ATTEND.
1	10/3/85	vs. San Antonio	W	96-91			1-0	1-0	Corpus Christi, TX	3,582
2	10/5/85	@ San Antonio	W	112-99		1-0		2-0	San Antonio, TX	3,645
3	10/9/85	vs. Denver	L	106-121			1-1	2-1	Butte, MT	4,102
4	10/10/85	vs. Seattle	W	108-90			2-1	3-1	Spokane, WA	5,597
5	10/12/85	vs. New Jersey	W	113-96			3-1	4-1	Miami, FL	4,700
6	10/15/85	vs. Milwaukee	L	112-116			3-2	4-2	Green Bay, WI	5,120
7	10/18/85	vs. New Jersey	W	101-90			4-2	5-2	Anchorage, AK	2,000+
8	10/19/85	vs. Golden State	W	105-95			5-2	6-2	Anchorage, AK	2,000+

1986-87 UTAH JAZZ PRESEASON (4-4)

GM	DATE	OPPONENT	W/L	SCORE	HOME	ROAD	NEUTRAL	TOTAL	SITE	ATTEND.
1	10/10/86	vs. Seattle	W	95-94			1-0	1-0	Cedar City, UT	5,202
2	10/13/86	PHILADELPHIA	W	117-87	1-0			2-0	Salt Lake City, UT	10,745
3	10/15/86	vs. Chicago	L	85-97			1-1	2-1	Iowa City, IA	9,252
4	10/17/86	vs. Denver	W	132-108			2-1	3-1	Laramie, WY	4,377
5	10/19/86	vs. Dallas	L	100-112			2-2	3-2	Fort Worth, TX	6,727
6	10/21/86	vs. Dallas	L	92-99			2-3	3-3	Ruston, LA	4,640
7	10/23/86	vs. San Antonio	W	117-110			3-3	4-3	Logan, UT	6,052
8	10/26/86	vs. Seattle	L	118-121			3-4	4-4	Spokane, WA	4,886

1987-88 UTAH JAZZ PRESEASON (5-3)

GM	DATE	OPPONENT	W/L	SCORE	HOME	ROAD	NEUTRAL	TOTAL	SITE	ATTEND.
1	10/14/87	vs. L.A. Clippers	W	123-85			1-0	1-0	Cedar City, UT	4,650
2	10/16/87	@ Chicago	L	98-123		0-1		1-1	Chicago, IL	15,391
3	10/17/87	vs. Chicago	W	106-96			2-0	2-1	Pittsburgh, PA	13,251
4	10/21/87	vs. Washington	W	111-104			3-0	3-1	Lafayette, LA	2,100
5	10/23/87	vs. Portland	W	111-107			4-0	4-1	Logan, UT	7,153
6	10/24/87	PHILADELPHIA	W	106-100	1-0			5-1	Salt Lake City, UT	12,212
7	10/27/87	vs. Portland	L	116-117			4-1	5-2	Boise, ID	8,100
8	10/30/87	vs. Boston	L	95-109			4-2	5-3	Provo, UT	22,792

1988-89 UTAH JAZZ PRESEASON (5-3)

GM	DATE	OPPONENT	W/L	SCORE	HOME	ROAD	NEUTRAL	TOTAL	SITE	ATTEND.
1	10/13/88	vs. Indiana	W	104-95			1-0	1-0	St. George, UT	5,250
2	10/17/88	vs. Washington	W	106-96			2-0	2-0	New Orleans, LA	4,177
3	10/19/88	@ L.A. Lakers	L	96-129		0-1		2-1	Los Angeles, CA	15,577
4	10/21/88	PHILADELPHIA	W	113-87	1-0			3-1	Salt Lake City, UT	11,842
5	10/22/88	vs. Golden State	W	100-98			3-0	4-1	Ogden, UT	5,673
6	10/25/88	@ Golden State	L*	101-105		0-2		4-2	Oakland, CA	8,561
7	10/27/88	vs. L.A. Lakers	W	107-97			4-0	5-2	Provo, UT	17,756
8	10/29/88	@ Indiana	L	86-93		0-3		5-3	Indianapolis, IN	3,131

1989-90 UTAH JAZZ PRESEASON (3-4)

GM	DATE	OPPONENT	W/L	SCORE	HOME	ROAD	NEUTRAL	TOTAL	SITE	ATTEND.
1	10/12/89	vs. Golden State	L	98-109			0-1	0-1	El Paso, TX	9,323
2	10/18/89	@ Atlanta	W	109-107		1-0		1-1	Atlanta, GA	12,008
3	10/21/89	ATLANTA	W	108-101	1-0			2-1	Salt Lake City, UT	12,616
4	10/25/89	vs. Portland	L	103-111			0-2	2-2	Ogden, UT	10,428
5	10/27/89	vs. Boston	W	94-92			1-2	3-2	Cincinnati, OH	16,106
6	10/29/89	vs. Portland	L	91-100			1-3	3-3	Corvallis, OR	6,039
7	10/30/89	PHOENIX	L	92-99	1-1			3-4	Salt Lake City, UT	13,463

* Attendance figure estimated. * Denotes number of overtime periods. **BOLD** indicates sellout.

PRESEASON

ALL-TIME PRESEASON RESULTS

1990-91 UTAH JAZZ PRESEASON (1-7)

GM	DATE	OPPONENT	W/L	SCORE	HOME	ROAD	NEUTRAL	TOTAL	SITE	ATTEND.
1	10/13/90	@ Chicago	L	94-109		0-1		0-1	Chicago, IL	18,676
2	10/14/90	vs. Chicago	L	92-101			0-1	0-2	Nashville, TN	15,378
3	10/16/90	PHOENIX	L	92-98	0-1			0-3	Salt Lake City, UT	12,616
4	10/20/90	vs. Portland	L	107-114			0-2	0-4	Ogden, UT	11,714
5	10/23/90	vs. Philadelphia	L	95-102			0-3	0-5	Las Vegas, NV	9,359
6	10/24/90	PHILADELPHIA	L	101-103	0-2			0-6	Salt Lake City, UT	12,616
7	10/28/90	vs. Detroit	W	103-101			1-3	1-6	Toronto, ONT	17,659
8	10/29/90	vs. Boston	L	102-120			1-4	1-7	Providence, RI	11,612

1991-92 UTAH JAZZ PRESEASON (5-3)

GM	DATE	OPPONENT	W/L	SCORE	HOME	ROAD	NEUTRAL	TOTAL	SITE	ATTEND.
1	10/13/91	@ Sacramento	W*	111-104		1-0		1-0	Sacramento, CA	17,014
2	10/14/91	vs. Houston	L	96-101			0-1	1-1	Ogden, UT	11,614
3	10/16/91	vs. Cleveland	L	97-104			0-2	1-2	Greenville, NC	5,135
4	10/18/91	vs. Washington	W	108-95			1-2	2-2	Louisville, KY	8,030
5	10/19/91	vs. Charlotte	W	128-115			2-2	3-2	Raleigh, NC	6,124
6	10/23/91	NEW YORK	L	95-101	0-1			3-3	Salt Lake City, UT	17,694
7	10/25/91	L.A. LAKERS	W	107-103	1-1			4-3	Salt Lake City, UT	18,700
8	10/27/91	vs. Sacramento	W	104-100			3-2	5-3	Laramie, WY	4,461

1992-93 UTAH JAZZ PRESEASON (5-3)

GM	DATE	OPPONENT	W/L	SCORE	HOME	ROAD	NEUTRAL	TOTAL	SITE	ATTEND.
1	10/14/92	@ Houston	L	104-114		0-1		0-1	Houston, TX	8,566
2	10/17/92	BOSTON	L*	113-117	0-1			0-2	Salt Lake City, UT	19,612
3	10/20/92	vs. New York	L	96-118			0-1	0-3	Los Angeles, CA	12,603
4	10/21/92	vs. Philadelphia	W	119-100			1-1	1-3	Los Angeles, CA	12,209
5	10/25/92	vs. Charlotte	W	117-100			2-1	2-3	Winston-Salem, NC	11,646
6	10/27/92	@ New York	W	103-98		1-1		3-3	New York, NY	15,069
7	10/28/92	@ Boston	W	120-114		2-1		4-3	Boston, MA	14,890
8	11/2/92	PHOENIX	W	126-112	1-1			5-3	Salt Lake City, UT	19,057

1993-94 UTAH JAZZ PRESEASON (5-3)

GM	DATE	OPPONENT	W/L	SCORE	HOME	ROAD	NEUTRAL	TOTAL	SITE	ATTEND.
1	10/15/93	vs. L.A. Lakers	L	86-98			0-1	0-1	Honolulu, HI	5,107
2	10/16/93	vs. L.A. Lakers	W	81-77			1-1	1-1	Honolulu, HI	5,538
3	10/19/93	INDIANA	L	93-99	0-1			1-2	Salt Lake City, UT	16,996
4	10/20/93	@ Portland	W	112-95		1-0		2-2	Portland, OR	12,888
5	10/25/93	SEATTLE	W	104-101	1-1			3-2	Salt Lake City, UT	18,976
6	10/29/93	@ Cleveland	L	84-86		1-1		3-3	Cleveland, OH	15,236
7	10/30/93	@ Indiana	W	101-97		2-1		4-3	Indianapolis, IN	9,334
8	11/1/93	@ Phoenix	W*	115-109		3-1		5-3	Phoenix, AZ	19,023

1994-95 UTAH JAZZ PRESEASON (7-1)

GM	DATE	OPPONENT	W/L	SCORE	HOME	ROAD	NEUTRAL	TOTAL	SITE	ATTEND.
1	10/13/94	@ Golden State	W	118-107		1-0		1-0	Oakland, CA	15,025
2	10/17/94	@ Chicago	W	103-101		2-0		2-0	Chicago, IL	21,764
3	10/19/94	@ Detroit	W	102-100		3-0		3-0	Auburn Hills, MI	10,283
4	10/21/94	@ New York	L	110-113		3-1		3-1	New York, NY	19,763
5	10/22/94	vs. New York	W	115-101			1-0	4-1	Uniondale, NY	16,232
6	10/24/94	PHILADELPHIA	W	131-108	1-0			5-1	Salt Lake City, UT	18,020
7	10/27/94	vs. L.A. Lakers	W	99-88			2-0	6-1	Ogden, UT	6,946
8	10/29/94	CLEVELAND	W	108-107	2-0			7-1	Salt Lake City, UT	17,854

* Attendance figure estimated. * Denotes number of overtime periods. **BOLD** indicates sellout.

ALL-TIME PRESEASON RESULTS

1995-96 UTAH JAZZ PRESEASON (4-4)

GM	DATE	OPPONENT	W/L	SCORE	HOME	ROAD	NEUTRAL	TOTAL	SITE	ATTEND.
1	10/13/95	vs. Golden State	L	96-103			0-1	0-1	Albuquerque, NM	10,712
2	10/16/95	vs. Portland	W	114-110			1-1	1-1	Ogden, UT	6,856
3	10/17/95	vs. Seattle	L	101-103			1-2	1-2	Spokane, WA	12,012
4	10/19/95	NEW YORK	W	89-86	1-0			2-2	Salt Lake City, UT	16,068
5	10/22/95	@ New York	W	94-82		1-0		3-2	New York, NY	19,500
6	10/24/95	@ Indiana	L	89-95		1-1		3-3	Indianapolis, IN	13,000
7	10/25/95	vs. Indiana	L	80-89			1-3	3-4	St. Louis, MO	14,541
8	10/30/95	MILWAUKEE	W	113-110	2-0			4-4	Salt Lake City, UT	18,048

1996-97 UTAH JAZZ PRESEASON (4-4)

GM	DATE	OPPONENT	W/L	SCORE	HOME	ROAD	NEUTRAL	TOTAL	SITE	ATTEND.
1	10/10/96	@ Vancouver	W	89-77		1-0		1-0	Vancouver, BC	13,643
2	10/16/96	DETROIT	W	88-83	1-0			2-0	Salt Lake City, UT	17,574
3	10/19/96	@ Milwaukee	L	93-94		1-1		2-1	Milwaukee, WI	13,465
4	10/20/96	vs. Detroit	L	88-95			0-1	2-2	Nashville, TN	8,500
5	10/22/96	NEW JERSEY	W	109-96	2-0			3-2	Salt Lake City, UT	18,306
6	10/23/96	vs. Cleveland	L	91-106			0-2	3-3	Ogden, UT	6,555
7	10/26/96	vs. Dallas	L	102-107			0-3	3-4	Mexico City, Mexico	18,108
8	10/27/96	vs. Phoenix	W	111-105			1-3	4-4	Mexico City, Mexico	18,108

1997-98 UTAH JAZZ PRESEASON (5-3)

GM	DATE	OPPONENT	W/L	SCORE	HOME	ROAD	NEUTRAL	TOTAL	SITE	ATTEND.
1	10/11/97	CHARLOTTE	W	105-86	1-0			1-0	Salt Lake City, UT	19,078
2	10/12/97	vs. Dallas	W	94-88			1-0	2-0	El Paso, TX	8,500+
3	10/17/97	@ Indiana	L	80-89		0-1		2-1	Indianapolis, IN	12,975
4	10/18/97	vs. Indiana	L	88-89			1-1	2-2	Evansville, IN	12,252
5	10/20/97	vs. New Jersey	W	104-92			2-1	3-2	Cincinnati, OH	8,976
6	10/22/97	@ Charlotte	L	99-109		0-2		3-3	Charlotte, NC	21,401
7	10/25/97	@ Portland	W	98-77		1-2		4-3	Portland, OR	19,987
8	10/27/97	PHOENIX	W	98-89	2-0			5-3	Salt Lake City, UT	19,861

1998-99 UTAH JAZZ PRESEASON (1-1)

GM	DATE	OPPONENT	W/L	SCORE	HOME	ROAD	NEUTRAL	TOTAL	SITE	ATTEND.
1	1/29/99	DENVER	W	108-90	1-0			1-0	Salt Lake City, UT	19,911
2	2/1/99	@ Denver	L*	111-116		0-1		1-1	Denver, CO	9,327

1999-2000 UTAH JAZZ PRESEASON (5-3)

GM	DATE	OPPONENT	W/L	SCORE	HOME	ROAD	NEUTRAL	TOTAL	SITE	ATTEND.
1	10/13/99	vs. Vancouver	W	98-86			1-0	1-0	Ogden, UT	7,656
2	10/15/99	vs. Seattle	L	96-102			1-1	1-1	Boise, ID	9,731
3	10/18/99	NEW YORK	W	111-103	1-0			2-1	Salt Lake City, UT	16,546
4	10/20/99	vs. Boston	L	104-108			1-2	2-2	Nashville, TN	8,014
5	10/22/99	@ Indiana	L	65-97		0-1		2-3	Indianapolis, IN	15,632
6	10/23/99	vs. Boston	W	93-92			2-2	3-3	Lexington, KY	15,598
7	10/25/99	INDIANA	W	101-94	2-0			4-3	Salt Lake City, UT	10,338
8	10/28/99	vs. L.A. Lakers	W	92-76			3-2	5-3	Anaheim, CA	15,632

2000-01 UTAH JAZZ PRESEASON (4-4)

GM	DATE	OPPONENT	W/L	SCORE	HOME	ROAD	NEUTRAL	TOTAL	SITE	ATTEND.
1	10/11/00	@ Sacramento	L	83-107		0-1		0-1	Sacramento, CA	15,598
2	10/13/00	@ Seattle	L	95-96		0-2		0-2	Seattle, WA	10,338
3	10/17/00	CLEVELAND	W	96-88	1-0			1-2	Salt Lake City, UT	18,094
4	10/19/00	vs. Detroit	L	94-98			0-1	1-3	East Lansing, MI	8,010
5	10/20/00	vs. New York	W	96-90			1-1	2-3	Albany, NY	11,199
6	10/22/00	@ Philadelphia	W	83-71		1-2		3-3	Philadelphia, PA	15,096
7	10/24/00	PHILADELPHIA	L	89-94	1-1			3-4	Salt Lake City, UT	18,712
8	10/26/00	@ Dallas	W	104-87		2-2		4-4	Dallas, TX	12,433

* Attendance figure estimated. * Denotes number of overtime periods. **BOLD** indicates sellout.

PRESEASON

ALL-TIME PRESEASON RESULTS

2001-02 UTAH JAZZ PRESEASON (5-3)

GM	DATE	OPPONENT	W/L	SCORE	HOME	ROAD	NEUTRAL	TOTAL	SITE	ATTEND.
1	10/9/01	vs. Sacramento	L	95-101			0-1	0-1	Boise, ID	10,870
2	10/10/01	PORTLAND	W	92-76	1-0			1-1	Salt Lake City, UT	14,907
3	10/16/01	NEW YORK	W	85-80	2-0			2-1	Salt Lake City, UT	17,561
4	10/18/01	vs. Philadelphia	W	95-70			1-1	3-1	Lawrence, KS	10,100
5	10/20/01	vs. Philadelphia	W	96-86			2-1	4-1	Trenton, NJ	8,129
6	10/22/01	@ Toronto	L	83-88		0-1		4-2	Toronto, ONT	15,143
7	10/23/01	@ New York	L	72-76		0-2		4-3	New York, NY	19,437
8	10/25/01	SEATTLE	W	103-98	3-0			5-3	Salt Lake City, UT	5,557

2002-03 UTAH JAZZ PRESEASON (4-4)

GM	DATE	OPPONENT	W/L	SCORE	HOME	ROAD	NEUTRAL	TOTAL	SITE	ATTEND.
1	10/6/02	vs. Seattle	W	89-82			1-0	1-0	Spokane, WA	9,264
2	10/8/02	@ Portland	L	81-95		0-1		1-1	Portland, OR	13,672
3	10/10/02	vs. Sacramento	L	92-102			1-1	1-2	Reno, NV	11,280
4	10/15/02	NEW YORK	L	83-89	0-1			1-3	Salt Lake City, UT	14,921
5	10/18/02	@ Cleveland	L	91-95		0-2		1-4	Cleveland, OH	5,114
6	10/19/02	@ Philadelphia	W	107-99		1-2		2-4	Philadelphia, PA	17,178
7	10/22/02	@ New York	W	94-89		2-2		3-4	New York, NY	14,000
8	10/24/02	TORONTO	W	89-82	1-1			4-4	Salt Lake City, UT	14,133

2003-04 UTAH JAZZ PRESEASON (7-1)

GM	DATE	OPPONENT	W/L	SCORE	HOME	ROAD	NEUTRAL	TOTAL	SITE	ATTEND.
1	10/5/03	vs. Dallas	W	90-85			1-0	1-0	Mexico City, Mexico	20,092
2	10/11/03	SEATTLE	W	90-89	1-0			2-0	Salt Lake City, UT	16,319
3	10/14/03	vs. New York	W	81-65			2-0	3-0	Boise, ID	9,114
4	10/16/03	vs. Orlando	L	86-90			2-1	3-1	St. Louis, MO	12,779
5	10/17/03	PHILADELPHIA	W	87-86	2-0			4-1	Salt Lake City, UT	18,423
6	10/21/03	@ Dallas	W	92-76		1-0		5-1	Dallas, TX	19,682
7	10/23/03	@ New York	W	77-60		2-0		6-1	New York, NY	14,210
8	10/24/03	@ Orlando	W	93-84		3-0		7-1	Orlando, FL	13,937

2004-05 UTAH JAZZ PRESEASON (4-3)

GM	DATE	OPPONENT	W/L	SCORE	HOME	ROAD	NEUTRAL	TOTAL	SITE	ATTEND.
1	10/17/04	vs. Seattle	W	100-84			1-0	1-0	Spokane, WA	4,407
2	10/19/04	NEW YORK	W	113-89	1-0			2-0	Salt Lake City, UT	17,325
3	10/20/04	@ Phoenix	L	67-108		0-1		2-1	Phoenix, AZ	10,697
4	10/22/04	SACRAMENTO	W	101-88	2-0			3-1	Salt Lake City, UT	18,523
5	10/24/04	@ Detroit	W	82-75		1-1		4-1	Auburn Hills, MI	15,281
6	10/26/04	@ Philadelphia	L	86-97		1-2		4-2	Philadelphia, PA	14,641
7	10/28/04	@ New York	L	83-89		1-3		4-3	New York, NY	16,585

2005-06 UTAH JAZZ PRESEASON (2-5)

GM	DATE	OPPONENT	W/L	SCORE	HOME	ROAD	NEUTRAL	TOTAL	SITE	ATTEND.
1	10/12/05	@ Toronto	W	102-101		1-0		1-0	Toronto, ONT	12,285
2	10/13/05	@ Indiana	L	92-99		1-1		1-1	Indianapolis, IN	11,390
3	10/17/05	PHOENIX	L	95-106	0-1			1-2	Salt Lake City, UT	12,869
4	10/20/05	vs. Portland	W	92-73			1-0	2-2	Eugene, OR	3,696
5	10/25/05	vs. L.A. Lakers	L	85-95			1-1	2-3	Anaheim, CA	15,253
6	10/26/05	@ Houston	L	80-88		1-2		2-4	Houston, TX	9,583
7	10/28/05	DENVER	L	89-83	0-2			2-5	Salt Lake City, UT	15,389

+ Attendance figure estimated. *Denotes number of overtime periods. **BOLD** indicates sellout.

ALL-TIME PRESEASON RESULTS

2006-07 UTAH JAZZ PRESEASON (4-4)

GM	DATE	OPPONENT	W/L	SCORE	HOME	ROAD	NEUTRAL	TOTAL	SITE	ATTEND.
1	10/10/06	vs. L.A. Lakers	L	79-94			0-1	0-1	Fresno, CA	10,000+
2	10/14/06	@ Indiana	W	97-84		1-0		1-1	Indianapolis, IN	12,658
3	10/16/06	@ Detroit	L	85-90		1-1		1-2	Auburn Hills, MI	15,690
4	10/19/06	PORTLAND	W	104-90	1-0			2-2	Salt Lake City, UT	13,239
5	10/20/06	@ Sacramento	L	96-112		1-2		2-3	Sacramento, CA	17,317
6	10/23/06	@ Portland	L	110-114		1-3		2-4	Portland, OR	11,653
7	10/24/06	@ Denver	W	127-107		2-3		3-4	Denver, CO	9,530
8	10/26/06	INDIANA	W	122-96	2-0			4-4	Salt Lake City, UT	15,019

2007-08 UTAH JAZZ PRESEASON (4-3)

GM	DATE	OPPONENT	W/L	SCORE	HOME	ROAD	NEUTRAL	TOTAL	SITE	ATTEND.	
1	10/10/07	MILWAUKEE	L	81-90	0-1			0-1	Salt Lake City, UT	18,707	
2	10/12/07	@ Detroit	W	100-85		1-0		1-1	Auburn Hills, MI	15,557	
3	10/13/07	MILWAUKEE	W	92-78	1-1			2-1	Milwaukee, WI	13,486	
4	10/15/07	@ Phoenix	L	101-124		1-1		2-2	Phoenix, AZ	18,422	
5	10/17/07	PHILADELPHIA	W	101-93	2-1			3-2	Salt Lake City, UT	18,231	
6	10/18/07	vs. Sacramento	L	91-105			0-1	3-3	Albuquerque, NM	7,507	
7	10/23/07	vs. L.A. Lakers	W	102-81			1-1	4-3	Anaheim, CA	12,514	
8	10/25/07	vs. L.A. Lakers	Game canceled due to San Diego wildfires							San Diego, CA	

2008-09 UTAH JAZZ PRESEASON (4-3)

GM	DATE	OPPONENT	W/L	SCORE	HOME	ROAD	NEUTRAL	TOTAL	SITE	ATTEND.
1	10/7/08	vs. L.A. Lakers	W	99-90			1-0	1-0	Anaheim, CA	12,215
2	10/9/08	PHOENIX	L	89-96	0-1			1-1	Salt Lake City, UT	18,761
3	10/12/08	@ Portland	W	93-80		1-0		2-1	Portland, OR	19,980
4	10/15/08	@ Denver	L*	119-120		1-1		2-2	Denver, CO	9,960
5	10/17/08	vs. Chicago	L	105-108			1-1	2-3	Champaign, IL	13,840
6	10/18/08	@ Chicago	W	88-80		2-1		3-3	Chicago, IL	21,865
7	10/23/08	PORTLAND	W	100-89	1-1			4-3	Salt Lake City, UT	19,169

2009-10 UTAH JAZZ PRESEASON (6-2)

GM	DATE	OPPONENT	W/L	SCORE	HOME	ROAD	NEUTRAL	TOTAL	SITE	ATTEND.
1	10/1/09	DENVER	W	103-87	1-0			1-0	Salt Lake City, UT	18,114
2	10/6/09	vs. Chicago ¹	L	101-102			0-1	1-1	London, England	18,689
3	10/8/09	@ Real Madrid ¹	W	109-87		1-0		2-1	Madrid, Spain	13,703
4	10/15/09	PORTLAND	W	99-96	2-0			3-1	Salt Lake City, UT	18,504
5	10/17/09	vs. L.A. Clippers ²	L	96-103			0-2	3-2	Los Angeles, CA	18,997
6	10/18/09	vs. Charlotte ²	W	110-103			1-2	4-2	Los Angeles, CA	—
7	10/20/09	@ Portland	W	108-97		2-0		5-2	Portland, OR	19,696
8	10/23/09	@ Sacramento	W	95-85		3-0		6-2	Sacramento, CA	11,104

1 - Games were part of 2009 NBA Europe Live

2 - Games were part of L.A. Shoot-Out at STAPLES Center

2010-11 UTAH JAZZ PRESEASON (8-0)

GM	DATE	OPPONENT	W/L	SCORE	HOME	ROAD	NEUTRAL	TOTAL	SITE	ATTEND.
1	10/7/10	PORTLAND	W	100-96	1-0			1-0	Salt Lake City, UT	19,492
2	10/11/10	@ Portland	W	109-100		1-0		2-0	Portland, OR	10,651
3	10/12/10	@ Phoenix	W	105-100		2-0		3-0	Phoenix, AZ	12,410
4	10/14/10	PHOENIX	W	108-97	2-0			4-0	Salt Lake City, UT	19,883
5	10/16/10	vs. L.A. Clippers ¹	W	103-91			1-0	5-0	Los Angeles, CA	18,997
6	10/17/10	@ L.A. Lakers ¹	W	99-94		3-0		6-0	Los Angeles, CA	15,690
7	10/19/10	vs. L.A. Lakers	W	82-74			2-0	7-0	Anaheim, CA	15,625
8	10/22/10	SACRAMENTO	W	82-71	3-0			8-0	Salt Lake City, UT	19,505

1 - Games were part of L.A. Shoot-Out at STAPLES Center (Jazz won 2010 L.A. Shoot-Out)

+ Attendance figure estimated. *Denotes number of overtime periods. **BOLD** indicates sellout.

PRESEASON

ALL-TIME PRESEASON RESULTS

2011-12 UTAH JAZZ PRESEASON (1-1)

GM	DATE	OPPONENT	W/L	SCORE	HOME	ROAD	NEUTRAL	TOTAL	SITE	ATTEND.
1	12/19/11	@ Portland	L	90-110		0-1		0-1	Portland, OR	19,997
2	12/21/11	PORTLAND	W	92-89	1-0			1-1	Salt Lake City, UT	15,367

2012-13 UTAH JAZZ PRESEASON (5-3)

GM	DATE	OPPONENT	W/L	SCORE	HOME	ROAD	NEUTRAL	TOTAL	SITE	ATTEND.
1	10/8/12	@ Golden State	L	80-83		0-1		0-1	Oakland, CA	14,571
2	10/12/12	OKLAHOMA CITY	W	97-81	1-0			1-1	Salt Lake City, UT	17,786
3	10/13/12	@ L.A. Lakers	W	99-86		1-1		2-1	Los Angeles, CA	18,372
4	10/16/12	vs. L.A. Lakers	W	114-80			1-0	3-1	Anaheim, CA	13,896
5	10/17/12	@ L.A. Clippers	L	94-96		1-2		3-2	Los Angeles, CA	14,617
6	10/20/12	L.A. CLIPPERS	W	99-91	2-0			4-2	Salt Lake City, UT	18,741
7	10/22/12	@ Portland	L	114-120		1-3		4-3	Portland, OR	19,150
8	10/25/12	PORTLAND	W	97-91	3-0			5-3	Salt Lake City, UT	18,247

2013-14 UTAH JAZZ PRESEASON (1-7)

GM	DATE	OPPONENT	W/L	SCORE	HOME	ROAD	NEUTRAL	TOTAL	SITE	ATTEND.
1	10/8/13	GOLDEN STATE	W	101-78	1-0			1-0	Salt Lake City, UT	19,025
2	10/11/13	vs. Portland	L	86-96			0-1	1-1	Boise, ID	6,288
3	10/12/13	L.A. CLIPPERS	L	74-106	1-1			1-2	Salt Lake City, UT	17,924
4	10/16/13	PORTLAND	L	92-99	1-2			1-3	Salt Lake City, UT	19,127
5	10/20/13	@ Oklahoma City	L	82-88		0-1		1-4	Oklahoma City, OK	18,203
6	10/22/13	@ L.A. Lakers	L	94-108		0-2		1-5	Los Angeles, CA	17,186
7	10/23/13	@ L.A. Clippers	L	99-103		0-3		1-6	Los Angeles, CA	13,611
8	10/25/13	vs. L.A. Lakers	L	106-111			0-2	1-7	Anaheim, CA	14,808

2014-15 UTAH JAZZ PRESEASON (5-3)

GM	DATE	OPPONENT	W/L	SCORE	HOME	ROAD	NEUTRAL	TOTAL	SITE	ATTEND.
1	10/7/14	PORTLAND	W	92-73	1-0			1-0	Salt Lake City, UT	17,858
2	10/9/14	@ Portland	W	109-105		1-0		2-0	Portland, OR	14,468
3	10/13/14	L.A. CLIPPERS	W	102-89	2-0			3-0	Salt Lake City, UT	19,319
4	10/16/14	vs. L.A. Lakers	W	119-86			1-0	4-0	Anaheim, CA	8,931
5	10/17/14	@ L.A. Clippers	L	97-101		1-1		4-1	Los Angeles, CA	13,714
6	10/19/14	@ L.A. Lakers	L	91-98		1-2		4-2	Los Angeles, CA	17,733
7	10/21/14	@ Oklahoma City	W	105-91		2-2		5-2	Oklahoma City, OK	--
8	10/24/14	PHOENIX	L	100-105	2-1			5-3	Salt Lake City, UT	18,087

+ Attendance figure estimated. *Denotes number of overtime periods. **BOLD** indicates sellout.

PLAYOFFS



ALL-TIME PLAYOFF RESULTS

SEASON	JAZZ SEED	FIRST ROUND Opponent	W-L	CONF. SEMIFINALS Opponent	W-L	CONF. FINALS Opponent	W-L	NBA FINALS Opponent	W-L	TOTALS W-L	WIN PCT.
1975	---	---	---	---	---	---	---	---	---	---	---
1976	---	---	---	---	---	---	---	---	---	---	---
1977	---	---	---	---	---	---	---	---	---	---	---
1978	---	---	---	---	---	---	---	---	---	---	---
1979	---	---	---	---	---	---	---	---	---	---	---
1980	---	---	---	---	---	---	---	---	---	---	---
1981	---	---	---	---	---	---	---	---	---	---	---
1982	---	---	---	---	---	---	---	---	---	---	---
1983	---	---	---	---	---	---	---	---	---	---	---
1984	#2	#7 Denver	W, 3-2	#6 Phoenix	L, 2-4	---	---	---	---	5-6	.455
1985	#6	#3 Houston	W, 3-2	#2 Denver	L, 1-4	---	---	---	---	4-6	.400
1986	#5	#4 Dallas	L, 1-3	---	---	---	---	---	---	1-3	.250
1987	#4	#5 Golden State	L, 2-3	---	---	---	---	---	---	2-3	.400
1988	#5	#4 Portland	W, 3-1	#1 L.A. Lakers	L, 3-4	---	---	---	---	6-5	.545
1989	#2	#7 Golden State	L, 0-3	---	---	---	---	---	---	0-3	.000
1990	#4	#5 Phoenix	L, 2-3	---	---	---	---	---	---	2-3	.400
1991	#5	#6 Phoenix	W, 3-1	#1 Portland	L, 1-4	---	---	---	---	4-5	.444
1992	#2	#1 L.A. Clippers	W, 3-2	#6 Seattle	W, 4-1	#1 Portland	L, 2-4	---	---	9-7	.563
1993	#6	#3 Seattle	L, 2-3	---	---	---	---	---	---	2-3	.400
1994	#5	#4 San Antonio	W, 3-1	#8 Denver	W, 4-3	#2 Houston	L, 1-4	---	---	8-8	.500
1995	#3	#6 Houston	L, 2-3	---	---	---	---	---	---	2-3	.400
1996	#3	#6 Portland	W, 3-2	#2 San Antonio	W, 4-2	#1 Seattle	L, 3-4	---	---	10-8	.556
1997	#1	#6 L.A. Clippers	W, 3-0	#4 L.A. Lakers	W, 4-1	#3 Houston	W, 4-2	#1E Chicago	L, 2-4	13-7	.650
1998	#1	#8 Houston	W, 3-2	#5 San Antonio	W, 4-1	#3 L.A. Lakers	W, 4-0	#1E Chicago	L, 2-4	13-7	.650
1999	#3	#6 Sacramento	W, 3-2	#2 Portland	L, 2-4	---	---	---	---	5-6	.455
2000	#2	#7 Seattle	W, 3-2	#3 Portland	L, 1-4	---	---	---	---	4-6	.400
2001	#4	#5 Dallas	L, 2-3	---	---	---	---	---	---	2-3	.400
2002	#8	#1 Sacramento	L, 1-3	---	---	---	---	---	---	1-3	.250
2003	#7	#2 Sacramento	L, 1-4	---	---	---	---	---	---	1-4	.200
2004	---	---	---	---	---	---	---	---	---	---	---
2005	---	---	---	---	---	---	---	---	---	---	---
2006	---	---	---	---	---	---	---	---	---	---	---
2007	#4	#5 Houston	W, 4-3	#8 Golden State	W, 4-1	#3 San Antonio	L, 1-4	---	---	9-8	.529
2008	#4	#5 Houston	W, 4-2	#1 L.A. Lakers	L, 2-4	---	---	---	---	6-6	.500
2009	#8	#1 L.A. Lakers	L, 1-4	---	---	---	---	---	---	1-4	.200
2010	#5	#4 Denver	W, 4-2	#1 L.A. Lakers	L, 0-4	---	---	---	---	4-6	.400
2011	---	---	---	---	---	---	---	---	---	---	---
2012	#8	#1 San Antonio	L, 0-4	---	---	---	---	---	---	0-4	.000
2013	---	---	---	---	---	---	---	---	---	---	---
2014	---	---	---	---	---	---	---	---	---	---	---
2015	---	---	---	---	---	---	---	---	---	---	---
TOTALS		59-60	.496	36-41	.468	15-18	.455	4-8	.333	114-127	.473

ALL-TIME PLAYOFF RECORDS VS. OPPONENTS

OPPONENT	SERIES	HOME	ROAD	TOTAL	PCT.
Chicago (1997, 1998)	0-2	3-3	1-5	4-8	.333
Dallas (1986, 2001)	0-2	3-2	0-4	3-6	.333
Denver (1984, 1985, 1994, 2010)	3-1	9-3	3-8	12-11	.522
Golden State (1987, 1989, 2007)	1-2	5-3	1-4	6-7	.462
Houston (1985, 1994, 1995, 1997, 1998, 2007, 2008)	5-2	13-6	8-12	21-18	.538
L.A. Clippers (1992, 1997)	2-0	5-0	1-2	6-2	.750
L.A. Lakers (1988, 1997, 1998, 2008, 2009, 2010)	2-4	10-5	4-12	14-17	.452
Phoenix (1984, 1990, 1991)	1-2	5-3	2-5	7-8	.467
Portland (1988, 1991, 1992, 1996, 1999, 2000)	2-4	11-4	1-15	12-19	.387
Sacramento (1999, 2002, 2003)	1-2	3-4	2-5	5-9	.357
San Antonio (1994, 1996, 1998, 2007, 2012)	3-2	9-3	3-9	12-12	.500
Seattle (1992, 1993, 1996, 2000)	2-2	9-2	3-8	12-10	.545
TOTAL	22-25	85-38	29-89	114-127	.473

ALL-TIME PLAYOFF GAME-BY-GAME RECORDS

PLAYOFF GAMES

	SERIES	TOTAL	HOME	ROAD
Overall:	22-25	114-127	85-38	29-89
w/ home court:	14-8			
w/o home court:	8-17			
In Best-of-5 series:	11-8	45-41	32-16	13-25
w/ home court:	7-5			
w/o home court:	4-3			
In Best-of-7 series:	11-17	69-86	53-22	16-64
w/ home court:	7-3			
w/o home court:	4-14			
In First Round:	14-11	59-60	42-21	17-39
In Conference Semifinals:	6-8	36-41	29-10	7-31
In Western Conf. Finals:	2-4	34-32	27-7	7-25
In NBA Finals:	0-2	4-8	3-3	1-5
At Salt Palace:	11-8			
At Vivint Smart Home Arena:	74-30			
In Overtime:	8-6	6-1	2-5	

FIRST ROUND

	SERIES	TOTAL	HOME	ROAD
Overall:	14-11	59-60	42-21	17-39
w/ home court:	7-5			
w/o home court:	7-6			
In Best-of-5 series:	11-8	45-41	32-16	13-25
w/ home court:	7-5			
w/o home court:	4-3			
In Best-of-7 series:	3-3	14-19	10-5	4-14
w/ home court:	--			
w/o home court:	3-3			
At Salt Palace:	11-8			
At Vivint Smart Home Arena:	31-13			
In Overtime:	1-2	1-0	0-2	

ALL-TIME PLAYOFF GAME-BY-GAME RECORDS

CONFERENCE SEMIFINALS

	SERIES	TOTAL	HOME	ROAD
Overall:	6-8	36-41	29-10	7-31
w/ home court:	5-2			
w/o home court:	1-6			
At Salt Palace:	6-4			
At Vivint Smart Home Arena:	23-6			
In Overtime:	5-3	4-1	1-2	

WESTERN CONFERENCE FINALS

	SERIES	TOTAL	HOME	ROAD
Overall:	2-4	34-32	27-7	7-25
w/ home court:	2-0			
w/o home court:	0-4			
At Salt Palace:				
At Vivint Smart Home Arena:	27-7			
In Overtime:	1-1		1-1	

NBA FINALS

	SERIES	TOTAL	HOME	ROAD
Overall:	0-2	4-8	3-3	1-5
w/ home court:	0-1			
w/o home court:	0-1			
At Salt Palace:				
At Vivint Smart Home Arena:	3-3			
In Overtime:	1-0	1-0		

OVERTIME GAMES

	TOTAL	HOME	ROAD
Overall:	8-6	6-1	2-5
In Double OT:	0-1	0-1	
At Salt Palace:			
At Vivint Smart Home Arena:	6-1		

DECISIVE GAMES

	TOTAL	HOME	ROAD
Overall:	9-7	7-4	2-3
In Best-of-5 series:	7-5	6-4	1-1
In Best-of-7 series:	2-2	1-0	1-2
In First Round:	8-5	6-4	2-1
In Conference Semifinals:	1-1	1-0	0-1
In Western Conf. Finals:	0-1		0-1
In NBA Finals:			
At Salt Palace:		1-2	
At Vivint Smart Home Arena:		6-2	
In Overtime:	1-0	1-0	

WHEN FACING ELIMINATION

	TOTAL	HOME	ROAD
Overall:	22-25	14-11	8-14
In Best-of-5 series:	12-8	7-6	5-2
In Best-of-7 series:	10-17	7-5	3-12
In First Round:	14-11	8-7	6-4
In Conference Semifinals:	5-8	5-2	0-6
In Western Conf. Finals:	2-4	1-1	1-3
In NBA Finals:	1-2	0-1	1-1
At Salt Palace:		4-3	
At Vivint Smart Home Arena:		10-8	
In Overtime:	2-0	1-0	1-0

CLOSEOUT GAMES

	TOTAL	HOME	ROAD
Overall:	22-25	17-7	5-18
In Best-of-5 series:	11-17	9-6	2-11
In Best-of-7 series:	11-7	8-1	3-7
In First Round:	14-18	11-6	3-13
In Conference Semifinals:	6-5	6-1	0-4
In Western Conf. Finals:	2-1	--	2-1
In NBA Finals:	--	--	--
At Salt Palace:		3-3	
At Vivint Smart Home Arena:		14-4	
In Overtime:	2-2	2-1	0-1

GAME 1

	TOTAL	HOME	ROAD
Overall:	24-23	20-2	4-21
In First Round:	13-13	10-2	3-11
In Conference Semifinals:	8-6	7-0	1-6
In Western Conf. Finals:	2-3	2-0	0-3
In NBA Finals:	1-1	1-0	0-1
At Salt Palace:		4-1	
At Vivint Smart Home Arena:		16-1	
In Overtime:	1-0	1-0	

GAME 2

	TOTAL	HOME	ROAD
Overall:	21-26	14-8	7-18
In First Round:	13-13	7-5	6-8
In Conference Semifinals:	6-8	5-2	1-6
In Western Conf. Finals:	2-3	2-0	0-3
In NBA Finals:	0-2	0-1	0-1
At Salt Palace:		1-4	
At Vivint Smart Home Arena:		13-4	
In Overtime:	2-1	2-0	0-1

GAME 3

	TOTAL	HOME	ROAD
Overall:	24-23	20-5	4-18
In First Round:	13-13	11-3	2-10
In Conference Semifinals:	6-8	5-2	1-6
In Western Conf. Finals:	4-1	3-0	1-1
In NBA Finals:	1-1	1-0	0-1
At Salt Palace:		7-0	
At Vivint Smart Home Arena:		13-5	
In Overtime:	1-2	--	1-2

GAME 4

	TOTAL	HOME	ROAD
Overall:	20-25	11-14	9-11
In First Round:	10-14	6-8	4-6
In Conference Semifinals:	7-7	3-4	4-3
In Western Conf. Finals:	2-3	1-2	1-1
In NBA Finals:	1-1	1-0	0-1
At Salt Palace:		2-5	
At Vivint Smart Home Arena:		9-9	
In Overtime:	1-1	1-0	0-1

GAME 5

	TOTAL	HOME	ROAD
Overall:	16-21	13-6	3-15
In First Round:	7-11	6-4	1-7
In Conference Semifinals:	6-7	6-1	0-6
In Western Conf. Finals:	2-2	1-0	1-2
In NBA Finals:	1-1	0-1	1-0
At Salt Palace:		16-21	13-6
At Vivint Smart Home Arena:		11-4	
In Overtime:	3-2	2-1	1-1

GAME 6

	TOTAL	HOME	ROAD
Overall:	7-7	5-4	1-4
In First Round:	3-0	2-0	1-0
In Conference Semifinals:	2-4	2-1	0-3
In Western Conf. Finals:	2-1	1-1	1-0
In NBA Finals:	0-2	0-1	0-1
At Salt Palace:		1-0	
At Vivint Smart Home Arena:		5-3	
In Overtime:	--	--	--

GAME 7

	TOTAL	HOME	ROAD
Overall:	2-2	1-0	1-2
In First Round:	1-0	--	1-0
In Conference Semifinals:	1-1	1-0	0-1
In Western Conf. Finals:	0-1	--	0-1
In NBA Finals:	--	--	--
At Salt Palace:		--	
At Vivint Smart Home Arena:		1-0	
In Overtime:	--	--	--

PLAYOFF HISTORY

1984 FIRST ROUND: #2 UTAH DEFEATS #7 DENVER (3-2)

Gm	Date	Opponent	W/L	Score	Home	Road	Total	Site	Jazz Leading Scorer	Opp. Leading Scorer	Attend.
1	4/17/84	DENVER	W	123-121	1-0		1-0	Salt Lake City	Adrian Dantley - 30	Kiki Vandeweghe - 33	10,255
2	4/19/84	DENVER	L	116-132	1-1		1-1	Salt Lake City	Adrian Dantley - 27	Dan Issel - 33	12,413
3	4/22/84	@ Denver	L	117-121		0-1	1-2	Denver	Adrian Dantley - 29	Alex English - 29	14,681
4	4/24/84	@ Denver	W	129-124		1-1	2-2	Denver	Adrian Dantley - 39	Alex English - 34	16,108
5	4/26/84	DENVER	W	127-111	2-1		3-2	Salt Lake City	Adrian Dantley - 30	Dan Issel - 25	15,347

CONFERENCE SEMIFINALS: #6 PHOENIX DEFEATS #2 UTAH (4-2)

Gm	Date	Opponent	W/L	Score	Home	Road	Total	Site	Jazz Leading Scorer	Opp. Leading Scorer	Attend.
1	4/29/84	PHOENIX	W	105-95	1-0		1-0	Salt Lake City	Adrian Dantley - 36	Walter Davis - 21	12,403
2	5/2/84	PHOENIX	L	97-102	1-1		1-1	Salt Lake City	Adrian Dantley - 26	Walter Davis - 28	12,689
3	5/4/84	@ Phoenix	L	94-106		0-1	1-2	Phoenix	Adrian Dantley - 31	Walter Davis - 30	14,660
4	5/6/84	@ Phoenix	L (OT)	110-111		0-2	1-3	Phoenix	Adrian Dantley - 37	Walter Davis - 32	14,660
5	5/8/84	PHOENIX	W	118-106	2-1		2-3	Salt Lake City	Adrian Dantley - 46	Maurice Lucas - 19	12,560
6	5/10/84	@ Phoenix	L	82-102		0-3	2-4	Phoenix	Adrian Dantley - 23	Walter Davis - 21	14,660

1985 FIRST ROUND: #6 UTAH DEFEATS #3 HOUSTON (3-2)

Gm	Date	Opponent	W/L	Score	Home	Road	Total	Site	Jazz Leading Scorer	Opp. Leading Scorer	Attend.
1	4/19/85	@ Houston	W	115-101		1-0	1-0	Houston	Adrian Dantley - 34	Ralph Sampson - 26	13,185
2	4/21/85	@ Houston	L	96-122		1-1	1-1	Houston	Jeff Wilkins - 22	Lewis Lloyd - 27	14,139
3	4/24/85	HOUSTON	W	112-104	1-0		2-1	Salt Lake City	Adrian Dantley - 29	Hakeem Olajuwon - 26	12,316
4	4/26/85	HOUSTON	L	94-96	1-1		2-2	Salt Lake City	Rickey Green - 22	H. Olajuwon / R. Sampson - 18	12,690
5	4/28/85	@ Houston	W	104-97		2-1	3-2	Houston	Adrian Dantley - 25	Hakeem Olajuwon - 32	16,016

CONFERENCE SEMIFINALS: #2 DENVER DEFEATS #6 UTAH (4-1)

Gm	Date	Opponent	W/L	Score	Home	Road	Total	Site	Jazz Leading Scorer	Opp. Leading Scorer	Attend.
1	4/30/85	@ Denver	L	113-130		0-1	0-1	Denver	Adrian Dantley - 28	Alex English - 31	11,918
2	5/2/85	@ Denver	L (OT)	123-131		0-2	0-2	Denver	Rickey Green - 25	Alex English - 26	16,317
3	5/4/85	DENVER	W	131-123	1-0		1-2	Salt Lake City	Adrian Dantley - 32	Calvin Natt - 30	12,178
4	5/5/85	DENVER	L	118-125	1-1		1-3	Salt Lake City	Adrian Dantley - 33	Alex English - 40	12,716
5	5/7/85	@ Denver	L	104-116		0-3	1-4	Denver	Rickey Green - 22	Alex English - 30	17,022

1986 FIRST ROUND: #4 DALLAS DEFEATS #5 UTAH (3-1)

Gm	Date	Opponent	W/L	Score	Home	Road	Total	Site	Jazz Leading Scorer	Opp. Leading Scorer	Attend.
1	4/18/86	@ Dallas	L	93-101		0-1	0-1	Dallas	Karl Malone - 23	Rolando Blackman - 25	17,007
2	4/20/86	@ Dallas	L	106-113		0-2	0-2	Dallas	Karl Malone - 31	Mark Aguirre - 27	17,007
3	4/23/86	DALLAS	W	100-98	1-0		1-2	Salt Lake City	Rickey Green - 32	James Donaldson - 17	11,635
4	4/25/86	DALLAS	L	113-117	1-1		1-3	Salt Lake City	Thurl Bailey - 24	Sam Perkins - 29	12,683

1987 FIRST ROUND: #5 GOLDEN STATE DEFEATS #4 UTAH (3-2)

Gm	Date	Opponent	W/L	Score	Home	Road	Total	Site	Jazz Leading Scorer	Opp. Leading Scorer	Attend.
1	4/23/87	GOLDEN STATE	W	99-85	1-0		1-0	Salt Lake City	T. Bailey / K. Malone - 20	Joe Barry Carroll - 18	11,376
2	4/25/87	GOLDEN STATE	W	103-100	2-0		2-0	Salt Lake City	Darrell Griffith - 25	Joe Barry Carroll - 22	12,095
3	4/29/87	@ Golden State	L	95-110		0-1	2-1	Oakland	Kelly Tripucka - 16	Terry Teagle - 30	15,025
4	5/1/87	@ Golden State	L	94-98		0-2	2-2	Oakland	B. Hansen / K. Malone - 20	Purvis Short - 32	15,025
5	5/3/87	GOLDEN STATE	L	113-118	2-1		2-3	Salt Lake City	Karl Malone - 23	Joe Barry Carroll - 24	11,071

PLAYOFF HISTORY

1988 FIRST ROUND: #5 UTAH DEFEATS #4 PORTLAND (3-1)

Gm	Date	Opponent	W/L	Score	Home	Road	Total	Site	Jazz Leading Scorer	Opp. Leading Scorer	Attend.
1	4/28/88	@ Portland	L	96-108		0-1	0-1	Portland	Thurl Bailey - 31	C. Drexler / J. Kersey - 26	12,666
2	4/30/88	@ Portland	W	114-105		1-1	1-1	Portland	Karl Malone - 37	Clyde Drexler - 25	12,666
3	5/4/88	PORTLAND	W	113-108	1-0		2-1	Salt Lake City	Thurl Bailey - 39	Jerome Kersey - 23	12,444
4	5/6/88	PORTLAND	W	111-96	2-0		3-1	Salt Lake City	Karl Malone - 38	Kevin Duckworth - 33	12,444

CONFERENCE SEMIFINALS: #1 L.A. LAKERS DEFEAT #5 UTAH (4-3)

Gm	Date	Opponent	W/L	Score	Home	Road	Total	Site	Jazz Leading Scorer	Opp. Leading Scorer	Attend.
1	5/8/88	@ L.A. Lakers	L	91-110		0-1	0-1	Los Angeles	Karl Malone - 29	James Worthy - 23	17,505
2	5/10/88	@ L.A. Lakers	W	101-97		1-1	1-1	Los Angeles	Karl Malone - 29	Byron Scott - 26	17,505
3	5/13/88	L.A. LAKERS	W	96-89	1-0		2-1	Salt Lake City	Karl Malone - 29	Byron Scott - 29	12,444
4	5/15/88	L.A. LAKERS	L	100-113	1-1		2-2	Salt Lake City	Karl Malone - 29	James Worthy - 29	12,444
5	5/17/88	@ L.A. Lakers	L	109-111		1-2	2-3	Los Angeles	Thurl Bailey - 28	James Worthy - 27	17,505
6	5/19/88	L.A. LAKERS	W	108-80	2-1		3-3	Salt Lake City	Karl Malone - 27	Byron Scott - 16	12,444
7	5/21/88	@ L.A. Lakers	L	98-109		1-3	3-4	Los Angeles	Karl Malone - 31	Byron Scott - 29	17,505

1989 FIRST ROUND: #7 GOLDEN STATE DEFEATS #2 UTAH (3-0)

Gm	Date	Opponent	W/L	Score	Home	Road	Total	Site	Jazz Leading Scorer	Opp. Leading Scorer	Attend.
1	4/27/89	GOLDEN STATE	L	119-123	0-1		0-1	Salt Lake City	John Stockton - 30	Chris Mullin - 41	12,444
2	4/29/89	GOLDEN STATE	L	91-99	0-2		0-2	Salt Lake City	Karl Malone - 37	Chris Mullin - 22	12,444
3	5/2/89	@ Golden State	L	106-120		0-1	0-3	Oakland	John Stockton - 34	Chris Mullin - 35	15,025

1990 FIRST ROUND: #5 PHOENIX DEFEATS #4 UTAH (3-2)

Gm	Date	Opponent	W/L	Score	Home	Road	Total	Site	Jazz Leading Scorer	Opp. Leading Scorer	Attend.
1	4/27/90	PHOENIX	W	113-96	1-0		1-0	Salt Lake City	Karl Malone - 21	Dan Majerle - 23	12,616
2	4/29/90	PHOENIX	L	87-105	1-1		1-1	Salt Lake City	Karl Malone - 20	Kevin Johnson - 22	12,616
3	5/2/90	@ Phoenix	L	105-120		0-1	1-2	Phoenix	Thurl Bailey - 30	Kevin Johnson - 29	14,487
4	5/4/90	@ Phoenix	W	105-94		1-1	2-2	Phoenix	Karl Malone - 33	Eddie Johnson - 33	14,487
5	5/6/90	PHOENIX	L	102-104	1-2		2-3	Salt Lake City	T. Bailey / K. Malone - 26	Tom Chambers - 32	12,616

1991 FIRST ROUND: #5 UTAH DEFEATS #4 PHOENIX (3-1)

Gm	Date	Opponent	W/L	Score	Home	Road	Total	Site	Jazz Leading Scorer	Opp. Leading Scorer	Attend.
1	4/25/91	@ Phoenix	W	129-90		1-0	1-0	Phoenix	Karl Malone - 27	Negele Knight - 18	14,487
2	4/27/91	@ Phoenix	L	92-102		1-1	1-1	Phoenix	Jeff Malone - 23	Jeff Hornacek - 25	14,487
3	4/30/91	PHOENIX	W	107-98	1-0		2-1	Salt Lake City	Karl Malone - 32	Tom Chambers - 26	12,616
4	5/2/91	PHOENIX	W	101-93	2-0		3-1	Salt Lake City	Karl Malone - 38	Jeff Hornacek - 30	12,616

CONFERENCE SEMIFINALS: #1 PORTLAND DEFEATS #5 UTAH (4-1)

Gm	Date	Opponent	W/L	Score	Home	Road	Total	Site	Jazz Leading Scorer	Opp. Leading Scorer	Attend.
1	5/7/91	@ Portland	L	97-117		0-1	0-1	Portland	John Stockton - 23	Clyde Drexler - 20	12,884
2	5/9/91	@ Portland	L	116-118		0-2	0-2	Portland	Karl Malone - 40	Jerome Kersey - 34	12,884
3	5/11/91	PORTLAND	W	107-101	1-0		1-2	Salt Lake City	Karl Malone - 30	Terry Porter - 28	12,616
4	5/12/91	PORTLAND	L	101-104	1-1		1-3	Salt Lake City	Karl Malone - 31	Kevin Duckworth - 30	12,616
5	5/14/91	@ Portland	L	96-103		0-3	1-4	Portland	Karl Malone - 26	C. Drexler / T. Porter - 22	12,884

PLAYOFF HISTORY

1992 FIRST ROUND: #2 UTAH DEFEATS #7 L.A. CLIPPERS (3-2)

Gm	Date	Opponent	W/L	Score	Home	Road	Total	Site	Jazz Leading Scorer	Opp. Leading Scorer	Attend.
1	4/24/92	L.A. CLIPPERS	W	115-97	1-0		1-0	Salt Lake City	Karl Malone - 32	Doc Rivers - 23	19,911
2	4/26/92	L.A. CLIPPERS	W	103-92	2-0		2-0	Salt Lake City	Karl Malone - 32	Danny Manning - 22	19,911
3	4/28/92	@ L.A. Clippers	L	88-98		0-1	2-1	Los Angeles	Karl Malone - 22	Danny Manning - 17	14,086
4	5/3/92	@ L.A. Clippers	L	107-115		0-2	2-2	Anaheim, CA	Karl Malone - 44	Danny Manning - 33	7,148
5	5/4/92	L.A. CLIPPERS	W	98-89	3-0		3-2	Salt Lake City	Jeff Malone - 25	Danny Manning - 24	19,911

*played at the Anaheim Convention Center

CONFERENCE SEMIFINALS: #2 UTAH DEFEATS #6 SEATTLE (4-1)

Gm	Date	Opponent	W/L	Score	Home	Road	Total	Site	Jazz Leading Scorer	Opp. Leading Scorer	Attend.
1	5/6/92	SEATTLE	W	108-100	1-0		1-0	Salt Lake City	Karl Malone - 30	Derrick McKey - 20	19,911
2	5/8/92	SEATTLE	W	103-97	2-0		2-0	Salt Lake City	Jeff Malone - 33	Eddie Johnson - 26	19,911
3	5/10/92	@ Seattle	L	98-104		0-1	2-1	Seattle	Karl Malone - 30	Ricky Pierce - 31	14,104
4	5/12/92	@ Seattle	W	89-83		1-1	3-1	Seattle	Jeff Malone - 24	Ricky Pierce - 21	14,252
5	5/14/92	SEATTLE	W	111-100	3-0		4-1	Salt Lake City	Karl Malone - 37	Eddie Johnson - 26	19,911

WESTERN CONFERENCE FINALS: #1 PORTLAND DEFEATS #2 UTAH (4-2)

Gm	Date	Opponent	W/L	Score	Home	Road	Total	Site	Jazz Leading Scorer	Opp. Leading Scorer	Attend.
1	5/16/92	@ Portland	L	88-113		0-1	0-1	Portland	Jeff Malone - 15	Terry Porter - 26	12,888
2	5/19/92	@ Portland	L	102-119		0-2	0-2	Portland	Karl Malone - 25	Terry Porter - 41	12,888
3	5/22/92	PORTLAND	W	97-89	1-0		1-2	Salt Lake City	Karl Malone - 39	C. Drexler / J. Kersey - 26	19,911
4	5/24/92	PORTLAND	W	121-112	2-0		2-2	Salt Lake City	Karl Malone - 33	Terry Porter - 34	19,911
5	5/26/92	@ Portland (OT)	L	121-127		0-3	2-3	Portland	Karl Malone - 38	Jerome Kersey - 29	12,888
6	5/28/92	PORTLAND	L	97-105	2-1		2-4	Salt Lake City	Karl Malone - 23	Drexler/Kersey/Porter - 18	19,911

1993 FIRST ROUND: #3 SEATTLE DEFEATS #6 UTAH (3-2)

Gm	Date	Opponent	W/L	Score	Home	Road	Total	Site	Jazz Leading Scorer	Opp. Leading Scorer	Attend.
1	4/30/93	@ Seattle	L	85-99		0-1	0-1	Seattle	Karl Malone - 24	Shawn Kemp - 29	14,429
2	5/2/93	@ Seattle	W	89-85		1-1	1-1	Seattle	Karl Malone - 26	Gary Payton - 19	14,513
3	5/4/93	SEATTLE	W	90-80	1-0		2-1	Salt Lake City	Karl Malone - 23	E. Johnson / S. Perkins - 20	19,911
4	5/6/93	SEATTLE	L	80-93	1-1		2-2	Salt Lake City	Karl Malone - 21	Eddie Johnson - 24	19,911
5	5/8/93	@ Seattle	L	92-100		1-2	2-3	Seattle	Karl Malone - 26	Sam Perkins - 20	14,812

1994 FIRST ROUND: #5 UTAH DEFEATS #4 SAN ANTONIO (3-1)

Gm	Date	Opponent	W/L	Score	Home	Road	Total	Site	Jazz Leading Scorer	Opp. Leading Scorer	Attend.
1	4/28/94	@ San Antonio	L	89-106		0-1	0-1	San Antonio	Karl Malone - 36	David Robinson - 25	18,257
2	4/30/94	@ San Antonio	W	96-84		1-1	1-1	San Antonio	Jay Humphries - 25	Negele Knight - 16	20,640
3	5/3/94	SAN ANTONIO	W	105-72	1-0		2-1	Salt Lake City	Karl Malone - 24	A. Carr / D. Robinson - 16	19,911
4	5/5/94	SAN ANTONIO	W	95-90	2-0		3-1	Salt Lake City	Karl Malone - 34	David Robinson - 27	19,911

CONFERENCE SEMIFINALS: #5 UTAH DEFEATS #8 DENVER (4-3)

Gm	Date	Opponent	W/L	Score	Home	Road	Total	Site	Jazz Leading Scorer	Opp. Leading Scorer	Attend.
1	5/10/94	DENVER	W	100-91	1-0		1-0	Salt Lake City	Karl Malone - 25	Dikembe Mutombo - 20	19,911
2	5/12/94	DENVER	W	104-94	2-0		2-0	Salt Lake City	Karl Malone - 32	Mahmoud Abdul-Rauf - 23	19,911
3	5/14/94	@ Denver	W (OT)	111-109		1-0	3-0	Denver	Jeff Hornacek - 27	LaPhonso Ellis - 25	17,171
4	5/15/94	@ Denver	L	82-83		1-1	3-1	Denver	Karl Malone - 20	Reggie Williams - 21	17,171
5	5/17/94	DENVER	L (2OT)	101-109	2-1		3-2	Salt Lake City	Karl Malone - 22	M. Abdul-Rauf / B. Stith - 22	19,911
6	5/19/94	@ Denver	L	91-94		1-2	3-3	Denver	Karl Malone - 31	Dikembe Mutombo - 23	17,171
7	5/21/94	DENVER	W	91-81	3-1		4-3	Salt Lake City	Karl Malone - 31	Reggie Williams - 17	19,911

PLAYOFF HISTORY

WESTERN CONFERENCE FINALS: #2 HOUSTON DEFEATS #5 UTAH (4-1)

Gm	Date	Opponent	W/L	Score	Home	Road	Total	Site	Jazz Leading Scorer	Opp. Leading Scorer	Attend.
1	5/23/94	@ Houston	L	88-100		0-1	0-1	Houston	Karl Malone - 20	Hakeem Olajuwon - 31	16,260
2	5/25/94	@ Houston	L	99-104		0-2	0-2	Houston	Karl Malone - 32	Hakeem Olajuwon - 41	16,611
3	5/27/94	HOUSTON	W	95-86	1-0		1-2	Salt Lake City	Karl Malone - 22	Hakeem Olajuwon - 29	19,911
4	5/29/94	HOUSTON	L	78-80	1-1		1-3	Salt Lake City	Karl Malone - 25	Kenny Smith - 25	19,911
5	5/31/94	@ Houston	L	83-94		0-3	1-4	Houston	Karl Malone - 31	R. Horry / H. Olajuwon - 22	16,611

1995 FIRST ROUND: #6 HOUSTON DEFEATS #3 UTAH (3-2)

Gm	Date	Opponent	W/L	Score	Home	Road	Total	Site	Jazz Leading Scorer	Opp. Leading Scorer	Attend.
1	4/27/95	HOUSTON	W	102-100	1-0		1-0	Salt Lake City	John Stockton - 28	Hakeem Olajuwon - 45	19,911
2	4/29/95	HOUSTON	L	126-140	1-1		1-1	Salt Lake City	Karl Malone - 28	Kenny Smith - 32	19,911
3	5/3/95	@ Houston	W	95-82		1-0	2-1	Houston	Karl Malone - 32	Hakeem Olajuwon - 30	16,611
4	5/5/95	@ Houston	L	106-123		1-1	2-2	Houston	Karl Malone - 31	Clyde Drexler - 41	16,611
5	5/7/95	HOUSTON	L	91-95	1-2		2-3	Salt Lake City	Karl Malone - 35	Hakeem Olajuwon - 33	19,911

1996 FIRST ROUND: #3 UTAH DEFEATS #6 PORTLAND (3-2)

Gm	Date	Opponent	W/L	Score	Home	Road	Total	Site	Jazz Leading Scorer	Opp. Leading Scorer	Attend.
1	4/25/96	PORTLAND	W	110-102	1-0		1-0	Salt Lake City	Karl Malone - 33	Rod Strickland - 27	19,614
2	4/27/96	PORTLAND	W	105-90	2-0		2-0	Salt Lake City	Karl Malone - 30	Arvydas Sabonis - 26	19,911
3	4/29/96	@ Portland	L (OT)	91-94		0-1	2-1	Portland	Karl Malone - 35	Arvydas Sabonis - 27	21,401
4	5/1/96	@ Portland	L	90-98		0-2	2-2	Portland	Jeff Hornacek - 30	Rod Strickland - 27	21,401
5	5/5/96	PORTLAND	W	102-64	3-0		3-2	Salt Lake City	Karl Malone - 25	Arvydas Sabonis - 14	19,682

CONFERENCE SEMIFINALS: #3 UTAH DEFEATS #2 SAN ANTONIO (4-2)

Gm	Date	Opponent	W/L	Score	Home	Road	Total	Site	Jazz Leading Scorer	Opp. Leading Scorer	Attend.
1	5/7/96	@ San Antonio	W	95-75		1-0	1-0	San Antonio	Karl Malone - 23	David Robinson - 29	15,112
2	5/9/96	@ San Antonio	L	77-88		1-1	1-1	San Antonio	Karl Malone - 24	David Robinson - 24	18,635
3	5/11/96	SAN ANTONIO	W	105-75	1-0		2-1	Salt Lake City	Karl Malone - 32	Sean Elliott - 17	19,911
4	5/12/96	SAN ANTONIO	W	101-86	2-0		3-1	Salt Lake City	Chris Morris - 25	Sean Elliott - 22	19,911
5	5/14/96	@ San Antonio	L	87-98		1-2	3-2	San Antonio	Karl Malone - 24	David Robinson - 24	34,215
6	5/16/96	SAN ANTONIO	W	108-81	3-0		4-2	Salt Lake City	Karl Malone - 25	V. Del Negro / D. Robinson - 17	19,911

WESTERN CONFERENCE FINALS: #1 SEATTLE DEFEATS #3 UTAH (4-3)

Gm	Date	Opponent	W/L	Score	Home	Road	Total	Site	Jazz Leading Scorer	Opp. Leading Scorer	Attend.
1	5/18/96	@ Seattle	L	72-102		0-1	0-1	Seattle	Karl Malone - 21	S. Kemp / G. Payton - 21	17,072
2	5/20/96	@ Seattle	L	87-91		0-2	0-2	Seattle	Karl Malone - 32	Gary Payton - 18	17,072
3	5/24/96	SEATTLE	W	96-76	1-0		1-2	Salt Lake City	J. Hornacek / K. Malone - 28	Gary Payton - 25	19,911
4	5/26/96	SEATTLE	L	86-88	1-1		1-3	Salt Lake City	Karl Malone - 25	Sam Perkins - 20	19,911
5	5/28/96	@ Seattle	W (OT)	98-95		1-2	2-3	Seattle	Karl Malone - 29	Gary Payton - 31	17,072
6	5/30/96	SEATTLE	W	118-83	2-1		3-3	Salt Lake City	Karl Malone - 32	Shawn Kemp - 26	19,911
7	6/2/96	@ Seattle	L	86-90		1-3	3-4	Seattle	K. Malone / J. Stockton - 22	Shawn Kemp - 26	17,072

1997 FIRST ROUND: #1 UTAH DEFEATS #8 L.A. CLIPPERS (3-0)

Gm	Date	Opponent	W/L	Score	Home	Road	Total	Site	Jazz Leading Scorer	Opp. Leading Scorer	Attend.
1	4/24/97	L.A. CLIPPERS	W	106-86	1-0		1-0	Salt Lake City	Karl Malone - 27	Loy Vaught - 20	19,911
2	4/26/97	L.A. CLIPPERS	W	105-99	2-0		2-0	Salt Lake City	Karl Malone - 39	Lorenzen Wright - 17	19,911
3	4/28/97	@ L.A. Clippers	W	104-92		1-0	3-0	Los Angeles	Jeff Hornacek - 28	Loy Vaught - 20	11,747

PLAYOFF HISTORY

CONFERENCE SEMIFINALS: #1 UTAH DEFEATS #4 L.A. LAKERS (4-1)

Gm	Date	Opponent	W/L	Score	Home	Road	Total	Site	Jazz Leading Scorer	Opp. Leading Scorer	Attend.
1	5/4/97	L.A. LAKERS	W	93-77	1-0		1-0	Salt Lake City	Karl Malone - 23	Nick Van Exel - 23	19,911
2	5/6/97	L.A. LAKERS	W	103-101	2-0		2-0	Salt Lake City	Karl Malone - 31	Shaquille O'Neal - 25	19,911
3	5/8/97	@ L.A. Lakers	L	84-104		0-1	2-1	Los Angeles	Jeff Humecek - 26	Kobe Bryant - 19	17,505
4	5/10/97	@ L.A. Lakers	W	110-95		1-1	3-1	Los Angeles	Karl Malone - 42	Shaquille O'Neal - 34	17,505
5	5/12/97	L.A. LAKERS W (OT)		98-93	3-0		4-1	Salt Lake City	Karl Malone - 32	Nick Van Exel - 26	19,911

WESTERN CONFERENCE FINALS: #1 UTAH DEFEATS #3 HOUSTON (4-2)

Gm	Date	Opponent	W/L	Score	Home	Road	Total	Site	Jazz Leading Scorer	Opp. Leading Scorer	Attend.
1	5/19/97	HOUSTON	W	101-86	1-0		1-0	Salt Lake City	Karl Malone - 21	Hakeem Olajuwon - 30	19,911
2	5/21/97	HOUSTON	W	104-92	2-0		2-0	Salt Lake City	John Stockton - 26	Hakeem Olajuwon - 30	19,911
3	5/23/97	@ Houston	L	100-118		0-1	2-1	Houston	Karl Malone - 21	Hakeem Olajuwon - 27	16,285
4	5/25/97	@ Houston	L	92-95		0-2	2-2	Houston	K. Malone / J. Stockton - 22	Hakeem Olajuwon - 27	16,285
5	5/27/97	HOUSTON	W	96-91	3-0		3-2	Salt Lake City	Karl Malone - 29	Hakeem Olajuwon - 33	19,911
6	5/29/97	@ Houston	W	103-100		1-2	4-2	Houston	John Stockton - 25	Clyde Drexler - 33	16,285

NBA FINALS: #1E CHICAGO DEFEATS #1W UTAH (4-2)

Gm	Date	Opponent	W/L	Score	Home	Road	Total	Site	Jazz Leading Scorer	Opp. Leading Scorer	Attend.
1	6/1/97	@ Chicago	L	82-84		0-1	0-1	Chicago	Karl Malone - 23	Michael Jordan - 31	24,544
2	6/4/97	@ Chicago	L	85-97		0-2	0-2	Chicago	Karl Malone - 20	Michael Jordan - 38	24,544
3	6/6/97	CHICAGO	W	104-93	1-0		1-2	Salt Lake City	Karl Malone - 37	Scottie Pippen - 27	19,911
4	6/8/97	CHICAGO	W	78-73	2-0		2-2	Salt Lake City	Karl Malone - 23	Michael Jordan - 22	19,911
5	6/11/97	CHICAGO	L	88-90	2-1		2-3	Salt Lake City	Karl Malone - 19	Michael Jordan - 38	19,911
6	6/13/97	@ Chicago	L	86-90		0-3	2-4	Chicago	Karl Malone - 21	Michael Jordan - 39	24,544

1998 FIRST ROUND: #1 UTAH DEFEATS #8 HOUSTON (3-2)

Gm	Date	Opponent	W/L	Score	Home	Road	Total	Site	Jazz Leading Scorer	Opp. Leading Scorer	Attend.
1	4/23/98	HOUSTON	L	90-103	0-1		0-1	Salt Lake City	Karl Malone - 25	Clyde Drexler - 22	19,911
2	4/25/98	HOUSTON	W	105-90	1-1		1-1	Salt Lake City	Karl Malone - 29	Hakeem Olajuwon - 16	19,911
3	4/29/98	@ Houston	L	85-89		0-1	1-2	Houston	K. Malone / B. Russell - 19	Hakeem Olajuwon - 28	16,285
4	5/1/98	@ Houston	W	93-71		1-1	2-2	Houston	Karl Malone - 29	Hakeem Olajuwon - 27	16,285
5	5/3/98	HOUSTON	W	84-70	2-1		3-2	Salt Lake City	Karl Malone - 31	Kevin Willis - 16	19,911

CONFERENCE SEMIFINALS: #1 UTAH DEFEATS #5 SAN ANTONIO (4-1)

Gm	Date	Opponent	W/L	Score	Home	Road	Total	Site	Jazz Leading Scorer	Opp. Leading Scorer	Attend.
1	5/5/98	SAN ANTONIO	W	83-82	1-0		1-0	Salt Lake City	Karl Malone - 25	Tim Duncan - 33	19,911
2	5/7/98	SAN ANTONIO W (OT)		109-106	2-0		2-0	Salt Lake City	Karl Malone - 22	Tim Duncan - 26	19,911
3	5/9/98	@ San Antonio	L	64-86		0-1	2-1	San Antonio	Karl Malone - 18	David Robinson - 21	26,086
4	5/10/98	@ San Antonio	W	82-73		1-1	3-1	San Antonio	Karl Malone - 34	Tim Duncan - 22	28,587
5	5/12/98	SAN ANTONIO	W	87-77	3-0		4-1	Salt Lake City	Karl Malone - 24	David Robinson - 21	19,911

WESTERN CONFERENCE FINALS: #1 UTAH DEFEATS #3 L.A. LAKERS (4-0)

Gm	Date	Opponent	W/L	Score	Home	Road	Total	Site	Jazz Leading Scorer	Opp. Leading Scorer	Attend.
1	5/16/98	L.A. LAKERS	W	112-77	1-0		1-0	Salt Lake City	Karl Malone - 29	Shaquille O'Neal - 19	19,911
2	5/18/98	L.A. LAKERS	W	99-95	2-0		2-0	Salt Lake City	Karl Malone - 33	Shaquille O'Neal - 31	19,911
3	5/22/98	@ L.A. Lakers	W	109-98		1-0	3-0	Los Angeles	Karl Malone - 26	Shaquille O'Neal - 39	17,505
4	5/24/98	@ L.A. Lakers	W	96-92		2-0	4-0	Los Angeles	Karl Malone - 32	Shaquille O'Neal - 38	17,505

PLAYOFF HISTORY

NBA FINALS: #1E CHICAGO DEFEATS #1W UTAH (4-2)

Gm	Date	Opponent	W/L	Score	Home	Road	Total	Site	Jazz Leading Scorer	Opp. Leading Scorer	Attend.
1	6/3/98	CHICAGO	W (OT)	88-85	1-0		1-0	Salt Lake City	John Stockton - 24	Michael Jordan - 33	19,911
2	6/5/98	CHICAGO	L	88-93	1-1		1-1	Salt Lake City	Jeff Hornacek - 20	Michael Jordan - 37	19,911
3	6/7/98	@ Chicago	L	54-96		0-1	1-2	Chicago	Karl Malone - 22	Michael Jordan - 24	23,844
4	6/10/98	@ Chicago	L	82-86		0-2	1-3	Chicago	Karl Malone - 21	Michael Jordan - 34	23,844
5	6/12/98	@ Chicago	W	83-81		1-2	2-3	Chicago	Karl Malone - 39	Toni Kukoc - 30	23,844
6	6/14/98	CHICAGO	L	86-87	1-2		2-4	Salt Lake City	Karl Malone - 31	Michael Jordan - 45	19,911

1999 FIRST ROUND: #3 UTAH DEFEATS #6 SACRAMENTO (3-2)

Gm	Date	Opponent	W/L	Score	Home	Road	Total	Site	Jazz Leading Scorer	Opp. Leading Scorer	Attend.
1	5/8/99	SACRAMENTO	W	117-87	1-0		1-0	Salt Lake City	Karl Malone - 21	Chris Webber - 14	19,911
2	5/10/99	SACRAMENTO	L	90-101	1-1		1-1	Salt Lake City	Karl Malone - 33	Chris Webber - 20	19,911
3	5/12/99	@ Sacramento	L (OT)	81-84		0-1	1-2	Sacramento	Karl Malone - 22	Vlade Divac - 22	17,317
4	5/14/99	@ Sacramento	W	90-89		1-1	2-2	Sacramento	Karl Malone - 23	Chris Webber - 18	17,317
5	5/16/99	SACRAMENTO	W (OT)	99-92	2-1		3-2	Salt Lake City	Karl Malone - 20	Vernon Maxwell - 22	19,911

CONFERENCE SEMIFINALS: #2 PORTLAND DEFEATS #3 UTAH (4-2)

Gm	Date	Opponent	W/L	Score	Home	Road	Total	Site	Jazz Leading Scorer	Opp. Leading Scorer	Attend.
1	5/18/99	PORTLAND	W	93-83	1-0		1-0	Salt Lake City	Karl Malone - 25	Brian Grant - 19	19,911
2	5/20/99	PORTLAND	L	81-84	1-1		1-1	Salt Lake City	Karl Malone - 23	Isaiah Rider - 27	19,911
3	5/22/99	@ Portland	L	87-97		0-1	1-2	Portland	Karl Malone - 25	Rasheed Wallace - 20	20,720
4	5/23/99	@ Portland	L	75-81		0-2	1-3	Portland	K. Malone / B. Russell - 17	Isaiah Rider - 24	20,720
5	5/25/99	PORTLAND	W	88-71	2-1		2-3	Salt Lake City	Karl Malone - 23	Isaiah Rider - 16	19,911
6	5/27/99	@ Portland	L	80-92		0-3	2-4	Portland	Jeff Hornacek - 21	Isaiah Rider - 24	20,727

2000 FIRST ROUND: #2 UTAH DEFEATS #7 SEATTLE (3-2)

Gm	Date	Opponent	W/L	Score	Home	Road	Total	Site	Jazz Leading Scorer	Opp. Leading Scorer	Attend.
1	4/22/00	SEATTLE	W	104-93	1-0		1-0	Salt Lake City	Karl Malone - 50	Gary Payton - 24	19,911
2	4/24/00	SEATTLE	W	101-87	2-0		2-0	Salt Lake City	Karl Malone - 23	Gary Payton - 20	19,911
3	4/29/00	@ Seattle	L	78-89		0-1	2-1	Seattle	Karl Malone - 30	Gary Payton - 23	16,731
4	5/3/00	@ Seattle	L	93-104		0-2	2-2	Seattle	Bryon Russell - 26	Gary Payton - 35	16,631
5	5/5/00	SEATTLE	W	96-93	3-0		3-2	Salt Lake City	Karl Malone - 27	Gary Payton - 27	19,911

CONFERENCE SEMIFINALS: #3 PORTLAND DEFEATS #2 UTAH (4-1)

Gm	Date	Opponent	W/L	Score	Home	Road	Total	Site	Jazz Leading Scorer	Opp. Leading Scorer	Attend.
1	5/7/00	@ Portland	L	75-94		0-1	0-1	Portland	Karl Malone - 22	Scottie Pippen - 20	20,351
2	5/9/00	@ Portland	L	85-103		0-2	0-2	Portland	Karl Malone - 15	Steve Smith - 19	20,463
3	5/11/00	PORTLAND	L	84-103	0-1		0-3	Salt Lake City	Karl Malone - 28	Andreas Sabonis - 22	19,911
4	5/14/00	PORTLAND	W	88-85	1-1		1-3	Salt Lake City	Karl Malone - 27	Brian Grant - 20	19,627
5	5/16/00	@ Portland	L	79-81		0-3	1-4	Portland	Karl Malone - 27	Scottie Pippen - 23	20,043

2001 FIRST ROUND: #5 DALLAS DEFEATS #4 UTAH (3-2)

Gm	Date	Opponent	W/L	Score	Home	Road	Total	Site	Jazz Leading Scorer	Opp. Leading Scorer	Attend.
1	4/21/01	DALLAS	W	88-86	1-0		1-0	Salt Lake City	Karl Malone - 26	Michael Finley - 26	19,100
2	4/24/01	DALLAS	W	109-98	2-0		2-0	Salt Lake City	Karl Malone - 34	Michael Finley - 32	19,911
3	4/28/01	@ Dallas	L	91-94		0-1	2-1	Dallas	Karl Malone - 29	Dirk Nowitzki - 33	18,187
4	5/1/01	@ Dallas	L	77-107		0-2	2-2	Dallas	Karl Malone - 25	Dirk Nowitzki - 33	18,300
5	5/3/01	DALLAS	L	83-84	2-1		2-3	Salt Lake City	Karl Malone - 24	Michael Finley - 33	19,911

PLAYOFF HISTORY

2002 FIRST ROUND: #1 SACRAMENTO DEFEATS #8 UTAH (3-1)

Gm	Date	Opponent	W/L	Score	Home	Road	Total	Site	Jazz Leading Scorer	Opp. Leading Scorer	Attend.
1	4/20/02	@ Sacramento	L	86-89		0-1	0-1	Sacramento	Karl Malone - 25	Chris Webber - 24	17,317
2	4/23/02	@ Sacramento	W	93-86		1-1	1-1	Sacramento	Donyell Marshall - 19	Vlade Divac - 21	17,317
3	4/27/02	SACRAMENTO	L	87-90	0-1		1-2	Salt Lake City	Karl Malone - 23	Mike Bibby - 26	19,911
4	4/29/02	SACRAMENTO	L	86-91	0-2		1-3	Salt Lake City	Karl Malone - 14	Peja Stojakovic - 30	19,911

2003 FIRST ROUND: #2 SACRAMENTO DEFEATS #7 UTAH (4-1)

Gm	Date	Opponent	W/L	Score	Home	Road	Total	Site	Jazz Leading Scorer	Opp. Leading Scorer	Attend.
1	4/19/03	@ Sacramento	L	90-96		0-1	0-1	Sacramento	Karl Malone - 25	Chris Webber - 27	17,317
2	4/21/03	@ Sacramento	L	95-108		0-2	0-2	Sacramento	Andrei Kirilenko - 17	Peja Stojakovic - 29	17,317
3	4/26/03	SACRAMENTO	W	107-104	1-0		1-2	Salt Lake City	Greg Ostertag - 22	Chris Webber - 24	19,911
4	4/28/03	SACRAMENTO	L	82-99	1-1		1-3	Salt Lake City	Karl Malone - 24	Peja Stojakovic - 27	19,911
5	4/30/03	@ Sacramento	L	91-111		0-3	1-4	Sacramento	M. Harpring / S. Padgett - 16	Chris Webber - 26	17,317

2007 FIRST ROUND: #4 UTAH DEFEATS #5 HOUSTON (4-3)

Gm	Date	Opponent	W/L	Score	Home	Road	Total	Site	Jazz Leading Scorer	Opp. Leading Scorer	Attend.
1	4/21/07	@ Houston	L	75-84		0-1	0-1	Houston	D. Fisher / D. Williams - 15	Yao Ming - 28	18,195
2	4/23/07	@ Houston	L	90-98		0-2	0-2	Houston	Carlos Boozer - 41	Tracy McGrady - 31	18,206
3	4/26/07	HOUSTON	W	81-67	1-0		1-2	Salt Lake City	Carlos Boozer - 22	Yao Ming - 26	19,911
4	4/28/07	HOUSTON	W	98-85	2-0		2-2	Salt Lake City	Deron Williams - 25	Yao Ming - 20	19,911
5	4/30/07	@ Houston	L	92-96		0-3	2-3	Houston	Carlos Boozer - 26	Tracy McGrady - 26	18,314
6	5/3/07	HOUSTON	W	94-82	3-0		3-3	Salt Lake City	Carlos Boozer - 22	Tracy McGrady - 26	19,911
7	5/5/07	@ Houston	W	103-99		1-3	4-3	Houston	Carlos Boozer - 35	T. McGrady / Yao Ming - 29	18,307

CONFERENCE SEMIFINALS: #4 UTAH DEFEATS #8 GOLDEN STATE (4-1)

Gm	Date	Opponent	W/L	Score	Home	Road	Total	Site	Jazz Leading Scorer	Opp. Leading Scorer	Attend.
1	5/7/07	GOLDEN STATE	W	116-112	1-0		1-0	Salt Lake City	Deron Williams - 31	Baron Davis - 24	19,911
2	5/9/07	GOLDEN STATE	W (OT)	127-117	2-0		2-0	Salt Lake City	Carlos Boozer - 30	Baron Davis - 36	19,911
3	5/11/07	@ Golden State	L	105-125		0-1	2-1	Oakland	Carlos Boozer - 19	Baron Davis - 32	20,655
4	5/13/07	@ Golden State	W	115-101		1-1	3-1	Oakland	Carlos Boozer - 34	A. Harrington / S. Jackson - 24	20,679
5	5/15/07	GOLDEN STATE	W	100-87	3-0		4-1	Salt Lake City	C. Boozer / A. Kirilenko - 21	Baron Davis - 21	19,911

WESTERN CONFERENCE FINALS: #3 SAN ANTONIO DEFEATS #4 UTAH (4-1)

Gm	Date	Opponent	W/L	Score	Home	Road	Total	Site	Jazz Leading Scorer	Opp. Leading Scorer	Attend.
1	5/20/07	@ San Antonio	L	100-108		0-1	0-1	San Antonio	Deron Williams - 34	Tim Duncan - 27	18,300
2	5/22/07	@ San Antonio	L	96-105		0-2	0-2	San Antonio	Carlos Boozer - 33	Tim Duncan - 26	18,797
3	5/26/07	SAN ANTONIO	W	109-83	1-0		1-2	Salt Lake City	Deron Williams - 31	Tony Parker - 25	19,911
4	5/28/07	SAN ANTONIO	L	79-91	1-1		1-3	Salt Lake City	Deron Williams - 27	Manu Ginobili - 22	19,911
5	5/30/07	@ San Antonio	L	84-109		0-3	1-4	San Antonio	Andrei Kirilenko - 13	T. Duncan / T. Parker - 21	18,797

2008 FIRST ROUND: #4 UTAH DEFEATS #5 HOUSTON (4-2)

Gm	Date	Opponent	W/L	Score	Home	Road	Total	Site	Jazz Leading Scorer	Opp. Leading Scorer	Attend.
1	4/19/08	@ Houston	W	93-82		1-0	1-0	Houston	Andrei Kirilenko - 21	Shane Battier - 22	18,213
2	4/21/08	@ Houston	W	90-84		2-0	2-0	Houston	Deron Williams - 22	Tracy McGrady - 23	18,158
3	4/24/08	HOUSTON	L	92-94	0-1		2-1	Salt Lake City	Deron Williams - 28	Tracy McGrady - 27	19,911
4	4/26/08	HOUSTON	W	86-82	1-1		3-1	Salt Lake City	Deron Williams - 17	Tracy McGrady - 23	19,911
5	4/29/08	@ Houston	L	69-95		2-1	3-2	Houston	Carlos Boozer - 19	Tracy McGrady - 29	18,269
6	5/2/08	HOUSTON	W	113-91	2-1		4-2	Salt Lake City	Deron Williams - 25	Tracy McGrady - 40	19,911

PLAYOFF HISTORY

CONFERENCE SEMIFINALS: #1 L.A. LAKERS DEFEAT #4 UTAH (4-2)

Gm	Date	Opponent	W/L	Score	Home	Road	Total	Site	Jazz Leading Scorer	Opp. Leading Scorer	Attend.
1	5/4/08	@ L.A. Lakers	L	98-109		0-1	0-1	Los Angeles	Mehmet Okur - 21	Kobe Bryant - 38	18,997
2	5/7/08	@ L.A. Lakers	L	110-120		0-2	0-2	Los Angeles	Deron Williams - 25	Kobe Bryant - 34	18,997
3	5/9/08	L.A. LAKERS	W	104-99	1-0		1-2	Salt Lake City	Carlos Boozer - 27	Kobe Bryant - 34	19,911
4	5/11/08	L.A. LAKERS	W (OT)	123-115	2-0		2-2	Salt Lake City	Deron Williams - 29	Kobe Bryant - 33	19,911
5	5/14/08	@ L.A. Lakers	L	104-111		0-3	2-3	Los Angeles	Deron Williams - 27	Kobe Bryant - 26	18,997
6	5/16/08	L.A. LAKERS	L	105-108	2-1		2-4	Salt Lake City	Deron Williams - 21	Kobe Bryant - 34	19,911

2009 FIRST ROUND: #1 L.A. LAKERS DEFEAT #8 UTAH (4-1)

Gm	Date	Opponent	W/L	Score	Home	Road	Total	Site	Jazz Leading Scorer	Opp. Leading Scorer	Attend.
1	4/19/09	@ L.A. Lakers	L	100-113		0-1	0-1	Los Angeles	Carlos Boozer - 27	Kobe Bryant - 24	18,997
2	4/21/09	@ L.A. Lakers	L	109-119		0-2	0-2	Los Angeles	Deron Williams - 35	Kobe Bryant - 26	18,997
3	4/23/09	L.A. LAKERS	W	88-86	1-0		1-2	Salt Lake City	Carlos Boozer - 23	Lamar Odom - 21	19,911
4	4/25/09	L.A. LAKERS	L	94-108	1-1		1-3	Salt Lake City	C. Boozer / D. Williams - 23	Kobe Bryant - 38	19,911
5	4/27/09	@ L.A. Lakers	L	96-107		0-3	1-4	Los Angeles	Paul Millsap - 16	Kobe Bryant - 31	18,997

2010 FIRST ROUND: #5 UTAH DEFEATS #4 DENVER (4-2)

Gm	Date	Opponent	W/L	Score	Home	Road	Total	Site	Jazz Leading Scorer	Opp. Leading Scorer	Attend.
1	4/14/10	@ Denver	L	113-126		0-1	0-1	Denver	Deron Williams - 26	Carmelo Anthony - 42	19,155
2	4/19/10	@ Denver	W	114-111		1-1	1-1	Denver	Deron Williams - 33	Carmelo Anthony - 32	19,155
3	4/23/10	DENVER	W	105-93	1-0		2-1	Salt Lake City	Deron Williams - 24	C. Anthony / C. Billups - 25	19,911
4	4/25/10	DENVER	W	117-106	2-0		3-1	Salt Lake City	Carlos Boozer - 31	Carmelo Anthony - 39	19,911
5	4/28/10	@ Denver	L	102-116		1-2	3-2	Denver	Deron Williams - 35	Carmelo Anthony - 26	19,155
6	4/30/10	DENVER	W	112-104	3-0		4-2	Denver	Wesley Matthews - 23	Chauncey Billups - 30	19,911

CONFERENCE SEMIFINALS: #1 L.A. LAKERS DEFEAT #5 UTAH (4-0)

Gm	Date	Opponent	W/L	Score	Home	Road	Total	Site	Jazz Leading Scorer	Opp. Leading Scorer	Attend.
1	5/2/10	@ L.A. Lakers	L	99-104		0-1	0-1	Los Angeles	Deron Williams - 24	Kobe Bryant - 31	18,997
2	5/4/10	@ L.A. Lakers	L	103-111		0-2	0-2	Los Angeles	Paul Millsap - 26	Kobe Bryant - 30	18,997
3	5/8/10	L.A. LAKERS	L	110-111	0-1		0-3	Salt Lake City	Deron Williams - 28	Kobe Bryant - 35	19,911
4	5/10/10	L.A. LAKERS	L	96-111	0-2		0-4	Salt Lake City	P. Millsap / D. Williams - 21	Pau Gasol - 33	19,911

2012 FIRST ROUND: #1 SAN ANTONIO DEFEATS #8 UTAH (4-0)

Gm	Date	Opponent	W/L	Score	Home	Road	Total	Site	Jazz Leading Scorer	Opp. Leading Scorer	Attend.
1	4/29/12	@ San Antonio	L	91-106		0-1	0-1	San Antonio	Paul Millsap - 20	Tony Parker - 28	18,581
2	5/2/12	@ San Antonio	L	83-114		0-2	0-2	San Antonio	J. Howard/A. Jefferson - 10	Tony Parker - 18	18,581
3	5/5/12	SAN ANTONIO	L	90-102	0-1		0-3	Salt Lake City	D. Harris / A. Jefferson - 21	Tony Parker - 27	19,911
4	5/7/12	SAN ANTONIO	L	81-87	0-2		0-4	Salt Lake City	Al Jefferson - 26	Manu Ginobili - 17	19,911

YEAR-BY-YEAR PLAYOFF STATISTICS

1984 UTAH JAZZ PLAYOFF STATISTICS [5-6], LOST IN CONFERENCE SEMIFINALS

PLAYER	FIELD GOALS 3-PT. FGS.					FREE THROWS			REBOUNDS		AVERAGES													
	G	MIN	FGM	FGA	PCT	3FGM	3FGA	3PCT	FTM	FIA	PCT	OFF	DEF	TOT	AST	PF	DO	STL	TO	BLK	PTS	PPG	RPG	APG
Dantley, Adrian	11	454	117	232	.504	0	0	—	120	139	.863	37	46	83	46	30	0	10	38	1	354	32.2	7.5	4.2
Griffith, Darrell	11	417	81	183	.443	16	45	.356	33	48	.688	16	49	65	41	24	0	19	31	2	243	22.1	5.9	3.7
Green, Rickey	11	404	64	151	.424	1	4	.250	32	43	.744	9	25	34	104	17	0	19	29	4	163	14.8	3.1	9.5
Bailey, Thurl	11	340	50	97	.515	0	2	.000	17	21	.810	15	46	61	10	33	0	2	16	11	117	10.6	5.5	0.9
Drew, John	11	172	43	85	.506	0	0	—	26	33	.788	10	15	25	9	26	0	4	11	0	112	10.2	2.3	0.8
Wilkins, Jeff	11	205	30	57	.526	0	0	—	17	22	.773	10	39	49	5	32	0	0	11	5	77	7.0	4.5	0.5
Eaves, Jerry	11	132	22	46	.478	1	3	.333	10	13	.769	3	7	10	13	10	0	5	7	2	57	5.2	0.9	1.2
Kelley, Rich	11	201	15	27	.556	0	0	—	25	29	.862	19	39	58	22	42	1	9	17	6	55	5.0	5.3	2.0
Eaton, Mark	11	254	21	41	.512	0	0	—	8	17	.471	19	57	76	9	33	1	5	16	34	50	4.5	6.9	0.8
Anderson, Mitchell	5	13	5	8	.625	1	1	1.000	0	0	—	3	1	4	0	2	0	0	0	1	13	2.6	0.8	0.0
Hansen, Bobby	4	18	2	7	.296	2	3	.667	1	2	.500	2	5	7	2	4	0	0	2	0	11	2.8	1.8	0.5
Boswell, Tom	5	55	3	4	.750	0	0	—	2	5	.400	2	4	6	2	12	0	0	4	1	8	1.6	1.2	0.4
UTAH JAZZ	11	2665	453	938	.483	21	58	.362	192	372	.782	145	333	478	263	265	2	73	188	67	1161	105.5		
OPPONENTS	11	2665	453	1013	.481	14	53	.264	243	293	.829	160	321	481	268	311	4	101	166	57	1191	108.3		

1985 UTAH JAZZ PLAYOFF STATISTICS [4-6], LOST IN CONFERENCE SEMIFINALS

PLAYER	FIELD GOALS 3-PT. FGS.					FREE THROWS			REBOUNDS		AVERAGES													
	G	MIN	FGM	FGA	PCT	3FGM	3FGA	3PCT	FTM	FIA	PCT	OFF	DEF	TOT	AST	PF	DO	STL	TO	BLK	PTS	PPG	RPG	APG
Dantley, Adrian	10	398	79	151	.523	0	1	.000	95	122	.779	25	50	75	20	39	1	16	36	0	253	25.3	7.5	2.0
Griffith, Darrell	10	340	72	158	.456	13	36	.361	18	25	.720	6	23	29	25	21	0	12	25	5	201	20.1	2.9	2.5
Bailey, Thurl	10	375	62	152	.408	0	0	—	45	55	.818	21	171	92	27	30	0	5	21	18	169	16.9	9.2	2.7
Green, Rickey	10	302	57	106	.538	1	7	.143	35	38	.921	10	20	30	75	23	0	12	20	0	152	15.2	3.0	7.5
Wilkins, Jeff	10	257	51	118	.432	0	1	.000	27	35	.771	13	50	63	13	27	0	4	15	5	129	12.9	6.3	1.3
Stockton, John	10	186	21	45	.467	0	2	.000	26	35	.743	7	21	28	43	30	0	11	16	2	68	6.8	2.8	4.3
Eaton, Mark	5	158	12	34	.353	0	0	—	5	7	.714	11	34	45	5	19	0	4	12	29	29	5.8	9.0	1.0
Kelley, Rich	10	74	18	38	.474	0	0	—	13	15	.867	25	32	57	14	32	1	7	14	5	49	4.9	5.7	1.4
Roberts, Fred	10	130	19	43	.442	0	0	—	16	20	.800	6	11	17	9	16	0	7	14	3	54	5.4	1.7	0.9
Mannion, Pace	8	41	4	12	.333	0	1	.000	10	12	.833	3	4	7	4	5	0	1	7	2	18	2.3	0.9	0.5
Paulitz, Billy	5	30	3	8	.375	0	0	—	1	4	.250	3	5	8	2	7	0	1	2	1	7	1.4	1.6	0.4
Hansen, Bobby	8	34	2	8	.250	0	0	—	5	8	.625	1	3	4	6	6	0	3	3	0	9	1.1	0.5	0.8
UTAH JAZZ	10	2425	400	873	.458	14	48	.292	296	376	.784	131	324	455	243	255	2	83	185	70	1138	113.8		
OPPONENTS	10	2425	460	992	.464	12	41	.293	213	314	.678	193	351	549	252	292	3	90	171	57	1169	116.9		

1986 UTAH JAZZ PLAYOFF STATISTICS [1-3], LOST IN FIRST ROUND

PLAYER	FIELD GOALS 3-PT. FGS.					FREE THROWS			REBOUNDS		AVERAGES													
	G	MIN	FGM	FGA	PCT	3FGM	3FGA	3PCT	FTM	FTA	PCT	OFF	DEF	TOT	AST	PF	DO	STL	TO	BLK	PTS	PPG	RPG	APG
Malone, Karl	4	144	38	72	.528	0	0	—	11	26	.423	6	24	30	4	18	1	8	6	0	87	21.8	7.5	1.0
Bailey, Thurl	4	147	28	77	.364	0	0	1.000	8	11	.727	11	21	32	13	13	0	2	5	2	64	16.0	8.0	3.3
Hansen, Bobby	4	140	27	37	.730	2	3	.667	8	9	.889	10	8	18	11	16	0	3	7	1	68	17.0	4.5	2.8
Eaton, Mark	4	157	28	57	.491	0	0	—	2	3	.667	13	23	36	10	12	0	1	4	18	58	14.5	9.0	2.5
Green, Rickey	4	119	21	43	.488	1	2	.500	10	11	.909	0	9	9	38	1	0	2	5	0	55	13.8	2.3	9.5
Stockton, John	4	73	9	17	.529	1	1	1.000	8	9	.889	3	3	6	14	10	0	5	4	0	29	7.3	1.5	3.5
Roberts, Fred	4	31	7	15	.467	0	0	—	8	9	.889	4	3	7	3	5	0	0	6	0	22	5.5	1.8	0.8
Scurry, Carey	4	54	8	20	.400	0	2	.000	1	2	.500	10	6	16	3	12	0	1	2	4	17	4.3	4.0	0.8
Iavaroni, Marc	4	73	5	16	.313	0	0	—	3	4	.750	4	5	9	6	9	0	1	4	0	13	3.3	2.3	1.5
Hayes, Steve	1	1	1	1	1.000	0	0	—	0	0	.000	0	1	1	0	0	0	0	0	0	2	2.0	1.0	0.0
Cook, Jeff	4	21	1	4	.250	0	0	—	3	4	.750	1	4	5	2	4	0	0	0	0	5	1.3	1.3	0.5
UTAH JAZZ	4	960	173	359	.482	4	9	.444	62	88	.705	62	107	169	104	100	1	23	44	25	420	105.0		
OPPONENTS	4	960	156	331	.471	10	20	.500	107	127	.843	59	127	186	81	85	1	22	60	17	449	112.3		

YEAR-BY-YEAR PLAYOFF STATISTICS

1987 UTAH JAZZ PLAYOFF STATISTICS [2-3], LOST IN FIRST ROUND

PLAYER	FIELD GOALS 3-PT. FGS.				FREE THROWS			REBOUNDS			AVERAGES													
	G	MIN	FGM	FGA	PCT	3FGM	3FGA	3PCT	FTM	FIA	PCT	OFF	DEF	TOT	AST	PF	DQ	STL	TO	BLK	PIS	PPG	RPG	APG
Malone, Karl	5	200	37	88	.420	0	0	—	26	36	.722	15	33	48	6	20	1	11	17	4	100	20.0	9.6	1.2
Bailey, Thurl	5	151	30	63	.476	0	0	—	18	18	1.000	14	16	30	9	12	1	3	12	6	78	15.6	6.0	1.8
Griffith, Darrell	5	104	24	66	.369	6	15	.400	14	19	.737	5	7	12	8	5	0	6	12	2	80	16.0	2.4	1.6
Hansen, Bobby	5	142	21	49	.429	2	5	.400	17	20	.850	3	12	15	11	14	0	1	7	1	65	13.0	3.0	2.2
Eaton, Mark	5	193	19	41	.463	0	0	—	16	25	.640	16	39	55	3	18	0	1	4	21	54	10.8	11.0	0.6
Stockton, John	5	157	18	29	.621	4	5	.800	10	13	.769	2	9	11	40	18	0	15	11	1	58	11.6	2.2	8.0
Green, Rickey	4	72	11	23	.478	0	1	.000	5	6	.833	1	7	8	25	5	0	2	7	0	27	6.8	2.0	6.3
Trippucka, Kelly	5	70	14	20	.700	0	3	.000	4	4	1.000	1	6	7	3	6	-	4	7	0	32	6.4	1.4	0.6
Scurry, Carey	4	57	10	22	.455	1	2	.500	3	7	.429	7	7	14	0	10	0	4	2	5	26	6.5	3.5	0.0
Iavaroni, Marc	5	47	4	10	.400	0	0	—	2	3	.667	8	5	13	4	7	0	0	6	3	10	2.0	2.6	0.8
Benson, Kent	2	3	0	0	—	0	0	—	0	0	—	0	0	0	0	0	0	0	1	0	0	0.0	0.0	0.0
Curry, Del	2	4	0	3	.000	0	1	.000	0	0	—	0	0	0	0	1	0	0	0	0	0	0.0	0.0	0.0
UTAH JAZZ	5	1200	188	413	.455	13	32	.406	115	151	.762	72	141	213	109	116	2	47	88	43	530	106.0		
OPPONENTS	5	1200	195	415	.470	10	22	.455	111	136	.816	64	134	198	107	129	2	43	86	27	531	106.2		

1988 UTAH JAZZ PLAYOFF STATISTICS [6-5], LOST IN CONFERENCE SEMIFINALS

PLAYER	FIELD GOALS 3-PT. FGS.				FREE THROWS			REBOUNDS			AVERAGES													
	G	MIN	FGM	FGA	PCT	3FGM	3FGA	3PCT	FTM	FIA	PCT	OFF	DEF	TOT	AST	PF	DQ	STL	TO	BLK	PIS	PPG	RPG	APG
Malone, Karl	11	494	123	255	.482	0	1	.000	81	112	.723	33	97	130	17	35	0	13	39	7	327	29.7	11.8	1.5
Bailey, Thurl	11	449	99	203	.488	0	1	.000	57	68	.838	21	42	63	18	32	0	6	21	23	255	23.2	5.7	1.6
Stockton, John	11	478	68	134	.507	4	14	.286	75	91	.824	14	31	45	163	36	0	37	48	3	223	20.3	4.1	14.8
Hansen, Bobby	11	408	67	135	.496	19	36	.528	16	22	.727	8	31	39	32	42	1	7	27	0	207	18.8	3.5	2.9
Eaton, Mark	11	461	31	66	.477	0	0	—	23	36	.639	28	75	103	13	48	3	12	14	34	85	7.7	9.4	1.2
Iavaroni, Marc	11	137	16	29	.552	0	0	—	12	14	.857	5	14	19	14	26	0	2	6	2	44	4.0	1.7	1.3
Koford, Bart	10	109	9	23	.391	1	5	.200	2	2	1.000	3	11	14	11	18	0	1	9	0	23	2.3	1.4	1.1
Turnip, Mel	7	31	3	9	.333	0	0	—	2	2	1.000	3	3	6	2	5	0	1	2	4	8	1.1	0.9	0.3
Trippucka, Kelly	2	9	1	3	.333	0	0	—	0	0	—	1	0	1	1	1	0	0	1	0	2	1.0	0.5	0.5
Hughes, Eddie	7	16	2	7	.286	1	3	.333	0	0	—	0	0	0	1	1	0	1	1	0	7	1.0	0.0	0.1
Green, Rickey	7	38	2	8	.250	0	0	—	0	0	—	0	1	1	9	2	0	2	3	0	4	0.6	0.1	1.3
Both, Scott	6	10	1	3	.333	0	0	—	0	0	—	0	0	0	0	0	0	2	0	0	2	0.3	0.0	0.0
UTAH JAZZ	11	2640	422	874	.483	25	60	.417	268	347	.772	116	305	421	281	246	4	84	179	73	1187	107.9		
OPPONENTS	11	2640	444	977	.454	32	81	.395	206	267	.772	186	311	497	242	271	3	90	164	56	1190	108.2		

1989 UTAH JAZZ PLAYOFF STATISTICS [0-3], LOST IN FIRST ROUND

PLAYER	FIELD GOALS 3-PT. FGS.				FREE THROWS			REBOUNDS			AVERAGES													
	G	MIN	FGM	FGA	PCT	3FGM	3FGA	3PCT	FTM	FIA	PCT	OFF	DEF	TOT	AST	PF	DQ	STL	TO	BLK	PIS	PPG	RPG	APG
Malone, Karl	3	136	33	66	.500	0	0	—	26	32	.813	22	27	49	4	16	1	3	13	1	92	30.7	16.3	1.3
Stockton, John	3	139	30	59	.508	3	4	.750	19	21	.905	2	8	10	41	15	0	11	11	5	88	29.3	3.3	13.7
Griffith, Darrell	3	71	20	49	.408	6	19	.316	0	0	—	3	9	12	0	7	0	4	5	1	58	19.3	4.0	0.0
Bailey, Thurl	3	122	12	34	.353	0	0	—	12	15	.800	10	15	25	3	11	0	1	9	4	36	12.0	8.3	1.0
Hansen, Bobby	3	123	11	35	.314	3	9	.333	8	10	.800	5	12	17	4	15	0	1	6	2	39	13.0	5.7	1.3
Eaton, Mark	3	99	8	17	.471	0	0	—	9	11	.818	11	22	33	1	6	0	1	7	2	25	8.3	11.0	0.3
Leckner, Eric	3	10	1	4	.250	0	0	—	0	0	—	1	1	2	0	2	0	0	3	0	2	0.7	0.7	0.0
Brown, Mike	2	11	0	2	.000	0	0	—	0	0	—	0	2	2	0	3	0	0	0	0	0	0.0	1.0	0.0
Farmer, Jim	2	3	0	2	.000	0	1	.000	0	0	—	0	0	0	0	0	0	0	0	0	0	0.0	0.0	0.0
Iavaroni, Marc	1	1	0	1	.000	0	1	.000	0	0	—	0	0	0	0	1	0	0	0	0	0	0.0	0.0	0.0
Les, Jim	3	5	0	0	—	0	0	—	0	0	—	0	0	0	1	2	0	0	1	0	0	0.0	0.0	0.3
UTAH JAZZ	3	720	115	269	.428	12	34	.353	74	89	.831	54	96	150	54	78	1	21	56	15	340	113.3		
OPPONENTS	3	720	132	268	.493	10	35	.286	68	83	.819	39	91	130	71	71	0	31	39	34	362	120.7		

YEAR-BY-YEAR PLAYOFF STATISTICS

1990 UTAH JAZZ PLAYOFF STATISTICS [2-3], LOST IN FIRST ROUND

PLAYER	FIELD GOALS 3-PT. FGS.					FREE THROWS			REBOUNDS			AVERAGES												
	G	MIN	FGM	FGA	PCT	3FGM	3FGA	3PCT	FTM	FTA	PCT	OFF	DEF	TOT	AST	PF	DO	STL	TO	BLK	PIS	PPG	RPG	APG
Malone, Karl	5	203	46	105	.438	0	1	0.000	34	45	.756	16	35	51	11	22	1	11	12	5	126	25.2	10.2	2.2
Bailey, Thurl	5	190	43	88	.489	0	0	—	19	24	.792	8	24	32	7	19	1	5	5	6	105	21.0	6.4	1.4
Stockton, John	5	194	29	69	.420	1	13	.077	16	20	.800	4	12	16	75	20	0	6	14	0	77	15.4	3.2	15.0
Hansen, Bobby	5	145	21	43	.488	7	14	.500	1	4	.250	7	7	14	5	14	0	3	4	0	64	12.8	2.8	1.0
Griffith, Darrell	5	97	19	42	.452	5	9	.556	4	5	.800	6	15	21	3	3	0	6	3	1	57	11.4	4.2	0.6
Edwards, Blue	5	94	14	26	.538	1	3	.333	7	8	.875	8	10	18	8	16	0	7	12	1	38	7.6	3.6	1.6
Leckner, Eric	3	28	6	10	.600	1	1	1.000	5	9	.556	2	6	8	2	8	0	0	1	0	20	6.7	2.7	0.7
Easton, Mark	5	128	9	17	.529	0	0	—	1	5	.200	8	22	30	0	17	0	3	4	14	19	3.8	6.0	0.0
Brown, Mike	5	67	7	15	.467	0	0	—	4	5	.800	5	5	10	3	11	0	1	5	1	18	3.6	2.0	0.6
Rudd, Delaney	5	45	8	23	.348	1	7	.143	1	2	.500	1	2	3	13	10	0	1	3	0	20	4.0	0.6	2.6
Brown, Raymond	3	6	0	0	—	0	0	—	0	0	—	0	0	0	0	2	0	0	0	0	0	0.0	0.0	0.0
Johnson, Eric	1	3	0	0	—	0	0	—	0	0	—	0	0	0	0	0	0	0	0	0	0	0.0	0.0	0.0
UTAH JAZZ	5	1200	202	438	.461	16	48	.333	92	127	.724	65	138	203	127	142	2	43	64	29	544	108.8		
OPPONENTS	5	1200	180	393	.458	17	47	.362	142	170	.835	59	158	217	103	116	1	31	76	25	553	110.6		

1991 UTAH JAZZ PLAYOFF STATISTICS [4-5], LOST IN CONFERENCE SEMIFINALS

PLAYER	FIELD GOALS 3-PT. FGS.					FREE THROWS			REBOUNDS			AVERAGES												
	G	MIN	FGM	FGA	PCT	3FGM	3FGA	3PCT	FTM	FTA	PCT	OFF	DEF	TOT	AST	PF	DO	STL	TO	BLK	PIS	PPG	RPG	APG
Malone, Karl	9	383	95	209	.455	0	8	.000	77	91	.846	23	97	120	29	35	0	9	26	11	267	29.7	13.3	3.2
Malone, Jeff	9	351	71	144	.493	0	2	.000	44	48	.917	7	28	35	29	22	0	9	12	1	186	20.7	3.9	3.2
Stockton, John	9	373	58	108	.537	11	27	.407	37	44	.841	10	32	42	124	33	0	20	32	2	186	20.7	4.7	13.8
Edwards, Blue	9	241	37	77	.481	1	2	.500	16	20	.800	7	21	28	16	37	0	8	15	1	93	10.3	3.1	1.8
Brown, Mike	9	223	27	56	.482	0	0	—	32	38	.842	20	46	66	5	36	1	3	12	1	86	9.6	7.3	0.6
Bailey, Thurl	9	228	23	64	.359	0	0	—	22	25	.880	11	21	32	9	27	1	3	12	6	68	7.6	3.6	1.0
Easton, Mark	9	255	16	31	.516	0	0	—	7	12	.583	17	39	56	5	41	1	1	7	13	39	4.3	6.2	0.6
Griffith, Darrell	3	9	5	7	.714	0	0	—	0	0	—	1	1	2	0	0	0	0	1	0	10	3.3	0.7	0.0
Rudd, Delaney	9	58	9	21	.429	4	12	.333	2	4	.500	2	0	2	17	6	0	3	3	0	32	3.6	0.2	1.9
Brown, Tony	4	29	4	8	.500	1	2	.500	0	0	—	2	1	3	1	2	0	0	1	0	11	2.8	0.8	0.3
Palmer, Walter	2	6	1	4	.250	0	0	—	0	0	—	0	1	1	0	3	0	0	1	0	2	1.0	0.5	0.0
Toolson, Andy	2	4	0	2	.000	0	1	.000	0	0	—	0	0	0	1	0	0	1	0	0	0	0.0	0.0	0.5
UTAH JAZZ	9	2160	346	731	.473	17	54	.315	237	282	.840	100	287	387	236	242	3	57	128	35	980	108.9		
OPPONENTS	9	2160	329	738	.446	25	77	.325	243	328	.741	111	256	367	209	225	4	65	118	45	976	108.4		

1992 UTAH JAZZ PLAYOFF STATISTICS [9-7], LOST IN CONFERENCE FINALS

PLAYER	FIELD GOALS 3-PT. FGS.					FREE THROWS			REBOUNDS			AVERAGES												
	G	MIN	FGM	FGA	PCT	3FGM	3FGA	3PCT	FTM	FTA	PCT	OFF	DEF	TOT	AST	PF	DO	STL	TO	BLK	PIS	PPG	RPG	APG
Malone, Karl	16	688	148	284	.521	0	2	.000	169	210	.805	43	138	181	42	57	0	22	46	19	465	29.1	11.3	2.6
Malone, Jeff	16	610	134	275	.487	1	3	.333	62	72	.861	12	27	39	31	33	0	8	26	2	333	20.8	2.4	1.9
Stockton, John	16	623	77	182	.423	18	58	.310	65	78	.833	10	37	47	217	38	0	34	58	5	273	17.1	2.9	13.6
Corbin, Tyrone	16	447	69	137	.504	0	2	.000	42	54	.778	39	49	88	17	45	0	12	17	3	180	11.3	5.5	1.1
Edwards, Blue	16	354	52	111	.468	2	10	.200	23	32	.719	22	29	51	17	45	0	23	25	3	133	8.3	3.2	1.1
Benoit, David	13	257	36	84	.429	6	13	.462	11	11	1.000	18	32	50	6	30	0	6	10	5	101	7.8	3.8	0.5
Brown, Mike	16	274	30	75	.400	0	0	—	32	41	.780	22	43	65	11	43	0	2	16	2	92	5.8	4.1	0.7
Easton, Mark	16	473	26	46	.565	0	0	—	21	27	.778	30	60	90	4	47	0	7	11	36	73	4.6	5.6	0.3
Murdoch, Eric	3	11	3	5	.600	0	1	.000	2	2	1.000	0	3	3	1	1	0	1	3	1	8	2.7	1.0	0.3
Rudd, Delaney	10	84	10	21	.476	2	7	.286	3	4	.750	0	4	4	19	11	0	3	4	0	29	2.9	0.4	1.9
Crowder, Corey	4	12	5	9	.556	0	2	.000	0	1	1.000	1	1	2	1	1	0	1	2	0	10	2.5	0.5	0.3
Thornhill, Bob	7	32	2	5	.400	0	0	—	3	4	.750	4	5	9	1	3	0	0	1	0	7	1.0	1.3	0.1
UTAH JAZZ	16	3865	592	1234	.480	29	98	.296	433	536	.808	201	428	629	367	354	0	119	227	76	1704	106.5		
OPPONENTS	16	3865	620	1288	.481	56	161	.348	344	453	.759	205	400	605	371	405	3	108	213	85	1752	109.5		

YEAR-BY-YEAR PLAYOFF STATISTICS

1993 UTAH JAZZ PLAYOFF STATISTICS [2-3], LOST IN FIRST ROUND

PLAYER	FIELD GOALS 3-PT. FGS.				FREE THROWS			REBOUNDS			AVERAGES													
	G	MIN	FGM	FGA	PCT	3FGM	3FGA	3PCT	FTM	FIA	PCT	OFF	DEF	TOT	AST	PF	DO	STL	TO	BLK	PIS	PPG	RPG	APG
Malone, Karl	5	216	44	97	.454	1	2	.500	31	38	.816	12	40	52	10	21	0	6	20	2	122	24.4	10.4	2.0
Malone, Jeff	5	150	29	65	.446	0	0	—	9	13	.692	3	13	16	3	11	0	3	9	1	67	13.4	3.2	0.6
Stockton, John	5	183	23	51	.451	5	13	.385	15	18	.833	5	7	12	55	16	0	12	15	0	76	15.2	2.4	11.0
Corbin, Tyrone	5	161	24	50	.480	0	0	—	11	17	.647	16	22	38	9	15	0	3	7	1	59	11.8	7.6	1.8
Benoit, David	5	136	13	41	.317	2	9	.222	9	13	.692	7	17	24	5	17	0	3	2	6	41	8.2	4.8	1.0
Brown, Mike	5	93	13	25	.520	0	0	—	7	11	.636	4	12	16	2	9	0	0	5	1	33	6.6	3.2	0.4
Humphries, Jay	5	115	11	33	.333	2	8	.250	2	4	.500	5	5	10	17	8	0	3	6	3	30	6.0	2.0	3.4
Easton, Mark	5	117	10	19	.526	0	0	—	2	4	.500	16	17	33	2	9	0	0	2	9	22	4.4	6.6	0.4
Crotty, John	1	3	2	2	1.000	0	0	—	0	0	—	1	0	1	1	0	0	0	0	0	4	4.0	1.0	1.0
Austin, Isaac	1	3	1	2	.500	0	0	—	0	0	—	0	1	1	0	1	0	0	0	1	2	2.0	1.0	0.0
Kryskowiak, Larry	1	8	0	1	.000	0	0	—	0	0	—	1	1	2	0	1	0	0	1	0	0	0.0	0.0	0.0
Donaldson, James	1	5	0	1	.000	0	0	—	0	0	—	0	0	0	0	0	0	0	0	0	0	0.0	0.0	0.0
UTAH JAZZ	5	1200	170	387	.439	10	32	.313	86	118	.729	70	135	205	104	108	0	30	70	24	456	91.2		
OPPONENTS	5	1200	180	411	.438	15	48	.313	82	104	.788	75	137	212	96	113	1	35	62	22	487	97.4		

1994 UTAH JAZZ PLAYOFF STATISTICS [8-8], LOST IN CONFERENCE FINALS

PLAYER	FIELD GOALS 3-PT. FGS.				FREE THROWS			REBOUNDS			AVERAGES													
	G	MIN	FGM	FGA	PCT	3FGM	3FGA	3PCT	FTM	FIA	PCT	OFF	DEF	TOT	AST	PF	DO	STL	TO	BLK	PIS	PPG	RPG	APG
Malone, Karl	16	703	158	338	.467	0	4	.000	118	160	.738	52	146	198	54	59	2	23	34	13	434	27.1	12.4	3.4
Hamacek, Jeff	16	558	85	179	.475	15	34	.441	62	68	.912	11	28	39	64	45	0	24	28	6	277	17.3	2.4	4.0
Stockton, John	16	597	88	193	.456	4	24	.167	51	63	.810	14	38	52	157	44	0	27	40	8	239	14.9	3.3	9.8
Spencer, Felton	16	492	47	105	.448	0	0	—	33	50	.660	61	74	135	7	73	3	3	24	20	127	7.9	8.4	0.4
Humphries, Jay	16	356	46	108	.426	7	22	.318	19	28	.679	8	29	37	39	45	0	13	16	2	132	8.3	2.3	2.4
Benoit, David	16	357	48	122	.393	3	16	.188	16	25	.640	23	44	67	10	31	0	7	16	11	121	7.6	4.2	0.6
Corbin, Tyrone	16	413	41	106	.387	4	12	.333	14	15	.933	25	54	79	15	31	0	21	11	3	108	6.8	4.9	0.9
Chambers, Tom	16	325	35	97	.361	0	7	.000	23	29	.793	16	29	45	12	50	1	5	8	9	93	5.8	2.8	0.8
Russell, Bryon	6	36	4	10	.400	2	3	.667	6	6	1.000	4	5	9	3	3	0	0	1	0	20	3.3	1.5	0.5
Crotty, John	8	38	4	11	.364	2	2	1.000	2	2	1.000	0	3	3	9	6	0	1	1	0	16	2.0	0.4	1.1
Howard, Stephen	10	27	3	11	.273	0	0	—	8	11	.727	3	7	10	0	11	0	0	2	0	14	1.4	1.0	0.0
Bond, Walter	4	13	0	2	.000	0	1	.000	1	2	.500	0	1	1	0	4	0	1	0	0	1	0.3	0.3	0.0
UTAH JAZZ	16	3915	559	1282	.436	37	125	.296	353	459	.769	217	458	675	370	402	6	125	185	72	1582	98.9		
OPPONENTS	16	3915	522	1236	.422	69	204	.338	364	484	.752	212	472	684	296	380	3	112	222	126	1615	100.9		

1995 UTAH JAZZ PLAYOFF STATISTICS [2-3], LOST IN FIRST ROUND

PLAYER	FIELD GOALS 3-PT. FGS.				FREE THROWS			REBOUNDS			AVERAGES													
	G	MIN	FG	PCT	3FGM	3FGA	3PCT	FTM	FIA	PCT	OFF	DEF	TOT	AST	PF	DQ	STL	TO	BLK	PTS	PPG	RPG	APG	
Malone, Karl	5	216	48	103	.466	1	3	.333	54	78	.692	15	51	66	19	18	0	7	14	2	153	30.6	13.2	3.8
Stockton, John	5	193	34	74	.459	8	20	.400	13	17	.765	6	11	17	51	13	0	7	14	1	105	21.0	3.4	10.2
Hamacek, Jeff	5	178	26	51	.510	7	13	.538	11	14	.786	3	3	6	20	19	1	8	7	1	84	16.8	1.2	4.0
Benoit, David	5	167	21	45	.467	11	25	.440	6	9	.667	7	21	28	4	10	0	2	10	4	81	16.2	5.6	0.8
Carr, Antoine	5	114	14	31	.452	0	0	---	20	24	.833	3	12	15	7	26	2	3	4	5	48	9.6	3.0	1.4
Chambers, Tom	5	60	11	22	.500	1	3	.333	9	13	.692	3	10	13	2	18	1	2	3	0	34	6.8	2.6	0.4
Russell, Bryon	2	13	4	7	.571	2	4	.500	1	2	.500	1	1	2	3	2	0	1	0	0	15	7.5	1.0	1.5
Keele, Adam	4	69	7	12	.583	0	0	---	4	6	.667	8	9	17	2	4	0	5	0	1	18	4.5	4.3	0.5
Donaldson, James	5	76	5	6	.833	0	0	---	4	4	1.000	3	6	9	0	8	0	0	2	3	14	2.8	1.8	0.0
Watson, Jamie	5	57	6	9	.667	0	0	---	0	0	---	1	0	1	3	12	0	2	6	1	12	2.4	0.2	0.6
Crotty, John	3	24	2	3	.667	0	0	---	3	4	.600	0	0	0	6	2	0	1	0	0	7	2.3	0.0	2.0
Edwards, Blue	4	33	4	12	.333	1	1	1.000	0	0	---	1	5	6	3	3	0	2	3	0	11	2.8	1.5	0.8
UTAH JAZZ	5	1200	182	375	.485	31	69	.449	125	172	.727	51	129	180	120	135	4	40	64	18	582	116.4		
OPPONENTS	5	1200	184	347	.530	47	99	.475	125	166	.753	33	138	171	117	133	2	32	67	29	634	126.8		

YEAR-BY-YEAR PLAYOFF STATISTICS

1996 UTAH JAZZ PLAYOFF STATISTICS [10-8], LOST IN CONFERENCE FINALS

PLAYER	FIELD GOALS 3-PT. FGS.					FREE THROWS			REBOUNDS			AVERAGES														
	G	MIN	FGM	FGA	PCT	3FGM	3FGA	3PCT	FTM	FTA	PCT	OFF	DEF	TOT	AST	PF	DO	STL	TO	BLK	PIS	PPG	RPG	APG		
Malone, Karl	18	725	188	401	.469	0	3	.000	101	176	.574	47	139	186	79	61	0	24	45	10	477	26.5	10.3	4.4		
Hornacek, Jeff	18	644	104	207	.502	34	58	.586	73	82	.890	22	43	65	60	41	1	19	27	3	383	21.3	3.6	3.3		
Stockton, John	18	679	70	157	.446	11	38	.289	48	59	.814	14	44	58	195	50	0	29	58	7	221	12.3	3.2	10.8		
Russell, Bryon	18	459	58	124	.468	25	53	.472	31	38	.816	17	58	75	22	42	0	23	10	9	222	12.3	4.2	1.2		
Morris, Chris	18	321	45	106	.425	10	37	.270	12	16	.750	24	46	70	19	25	0	13	14	8	132	7.3	3.9	1.1		
Benoit, David	14	259	33	70	.471	14	28	.500	7	9	.778	6	31	37	7	17	0	1	14	3	115	8.2	2.6	0.5		
Carr, Antoine	18	339	46	97	.474	0	0	---	17	25	.680	11	23	34	21	66	2	4	16	14	109	6.1	1.9	1.2		
Ostertag, Greg	15	212	20	45	.444	0	0	---	13	21	.619	18	32	50	1	28	0	2	4	21	53	3.5	3.3	0.1		
Keele, Adam	17	178	23	34	.676	1	2	.500	11	17	.647	9	24	33	2	23	0	3	8	1	60	3.5	1.9	0.1		
Eisley, Howard	18	202	16	42	.381	3	9	.333	18	22	.818	4	18	22	44	29	0	3	11	2	59	3.3	1.2	2.4		
Spencer, Felton	18	276	23	53	.434	0	1	.000	5	9	.556	26	28	54	2	58	0	5	19	22	51	2.8	3.0	0.1		
Foster, Greg	12	76	11	22	.500	0	0	---	6	10	.600	6	6	12	2	16	0	1	5	2	28	2.3	1.0	0.2		
UTAH JAZZ	18	4370	637	1358	.469	98	229	.428	342	484	.707	204	492	696	454	456	3	137	238	102	1910	106.1				
OPPONENTS	18	4370	544	1246	.437	104	284	.366	384	550	.698	187	493	680	321	445	2	132	303	76	1784	99.1				

1997 UTAH JAZZ PLAYOFF STATISTICS [13-7], LOST IN NBA FINALS

PLAYER	FIELD GOALS 3-PT. FGS.					FREE THROWS			REBOUNDS			AVERAGES														
	G	MIN	FGM	FGA	PCT	3FGM	3FGA	3PCT	FTM	FTA	PCT	OFF	DEF	TOT	AST	PF	DO	STL	TO	BLK	PIS	PPG	RPG	APG		
Malone, Karl	20	816	187	430	.435	1	2	.500	144	200	.720	60	168	228	57	59	0	27	54	15	521	26.1	11.4	2.9		
Stockton, John	20	739	113	217	.521	19	50	.380	77	90	.856	18	60	78	191	52	0	33	62	5	360	18.0	3.9	9.6		
Hornacek, Jeff	20	704	90	208	.433	19	53	.358	92	105	.876	22	67	89	73	53	1	21	36	4	329	16.5	4.5	3.7		
Russell, Bryon	20	758	89	193	.461	36	101	.356	31	43	.721	18	74	92	27	59	1	21	20	6	317	15.9	4.6	1.4		
Eisley, Howard	20	217	38	76	.500	9	19	.474	27	28	.964	4	14	18	40	27	1	3	17	0	130	6.5	9	2.0		
Carr, Antoine	20	280	40	83	.482	0	0	---	18	24	.750	11	29	40	10	64	1	6	18	9	98	4.9	2.0	0.5		
Ostertag, Greg	20	459	34	83	.410	0	0	---	26	35	.743	52	85	137	6	76	3	10	18	47	94	4.7	6.9	0.3		
Anderson, Shandon	18	296	29	66	.439	5	12	.417	20	28	.714	20	28	48	13	28	0	11	12	1	93	5.2	2.7	0.7		
Foster, Greg	20	309	28	72	.389	2	8	.250	26	30	.867	15	41	56	11	53	0	4	11	7	88	4.4	2.8	0.6		
Morris, Chris	20	175	20	50	.400	8	25	.320	9	15	.600	5	27	32	5	18	0	8	6	3	73	3.7	1.6	0.3		
Howard, Stephen	5	13	3	6	.500	0	0	---	3	4	.750	0	1	1	0	2	0	1	0	0	9	1.8	0.2	0.0		
Keele, Adam	8	59	2	6	.333	0	0	---	4	6	.667	3	13	16	2	5	0	2	2	1	8	1.0	2.0	0.3		
UTAH JAZZ	20	4825	673	1490	.452	99	270	.367	477	608	.785	228	607	835	435	496	7	147	266	98	2120	106.0				
OPPONENTS	20	4825	652	1487	.438	132	385	.343	420	560	.750	211	549	760	385	506	9	139	257	114	2120	106.0				

1998 UTAH JAZZ PLAYOFF STATISTICS [13-7], LOST IN NBA FINALS

PLAYER	FIELD GOALS 3-PT. FGS.					FREE THROWS			REBOUNDS			AVERAGES														
	G	MIN	FGM	FGA	PCT	3FGM	3FGA	3PCT	FTM	FTA	PCT	OFF	DEF	TOT	AST	PF	DO	STL	TO	BLK	PIS	PPG	RPG	APG		
Malone, Karl	20	795	198	420	.471	0	3	.000	130	165	.788	47	170	217	68	69	0	22	60	20	526	26.3	10.9	3.4		
Stockton, John	20	596	81	164	.494	9	26	.346	51	71	.718	16	44	60	155	54	0	31	48	3	240	12.0	3.0	7.8		
Russell, Bryon	20	698	69	147	.469	23	63	.365	58	81	.716	12	81	93	22	49	0	21	17	5	265	13.3	4.7	1.1		
Hornacek, Jeff	20	636	74	178	.416	14	30	.467	55	65	.846	7	43	50	64	51	1	20	32	4	245	12.3	2.5	3.2		
Anderson, Shandon	20	378	53	103	.515	3	11	.273	25	37	.676	26	37	63	19	30	0	5	30	1	140	7.0	3.2	1.0		
Eisley, Howard	20	366	46	125	.368	8	27	.296	12	13	.923	4	36	40	81	42	0	12	31	5	128	6.4	2.0	4.1		
Morris, Chris	17	240	28	69	.406	7	23	.304	14	20	.700	8	39	47	10	38	0	5	8	3	91	5.4	2.8	0.6		
Carr, Antoine	20	292	41	90	.456	0	0	.000	6	8	.750	16	25	41	11	63	1	1	9	12	88	4.4	2.1	0.6		
Foster, Greg	20	335	39	86	.453	1	2	.500	3	5	.600	20	47	67	5	55	0	2	18	5	84	4.2	3.4	0.3		
Ostertag, Greg	19	336	26	46	.565	0	0	---	12	25	.480	25	56	81	5	51	0	7	12	37	64	3.4	4.3	0.3		
Keele, Adam	15	154	10	29	.345	0	0	---	11	17	.647	13	21	34	2	18	0	4	3	2	31	2.1	2.3	0.1		
Vaughn, Jacques	7	24	2	10	.200	1	2	.500	2	2	1.000	0	3	3	4	0	0	0	4	0	9	1.3	0.4	0.6		
UTAH JAZZ	20	4850	667	1467	.455	66	187	.353	379	509	.745	194	602	963	446	520	2	130	287	97	1911	95.6				
OPPONENTS	20	4850	617	1492	.414	82	309	.265	421	593	.710	245	565	1014	338	480	10	151	263	110	1901	95.1				

YEAR-BY-YEAR PLAYOFF STATISTICS

1999 UTAH JAZZ PLAYOFF STATISTICS [5-6], LOST IN CONFERENCE SEMIFINALS

PLAYER	FIELD GOALS 3-PT. FGS.					FREE THROWS			REBOUNDS			AVERAGES												
	G	MIN	FGM	FGA	PCT	3FGM	3FGA	3PCT	FTM	FTA	PCT	OFF	DEF	TOT	AST	PF	DQ	STL	TO	BLK	PTS	PPG	RPG	APG
Malone, Karl	11	451	86	206	.417	0	1	.000	68	86	.791	36	88	124	52	37	0	13	40	8	240	21.8	11.3	4.7
Hamack, Jeff	11	304	49	106	.462	7	18	.389	29	33	.879	9	32	41	26	34	1	11	12	0	148	13.5	3.7	2.4
Russell, Bryon	11	387	49	115	.426	9	36	.250	26	36	.722	17	50	67	13	37	0	20	11	2	151	13.7	6.1	1.2
Stockton, John	11	352	42	105	.400	4	12	.333	34	46	.739	11	25	36	92	32	0	18	31	1	130	11.8	3.3	8.4
Anderson, Shandon	11	297	37	77	.481	6	14	.429	24	34	.706	8	33	41	13	34	2	6	14	3	116	10.5	3.7	1.2
Eisley, Howard	11	241	26	71	.366	5	24	.208	24	29	.828	3	17	20	32	27	0	7	20	3	91	8.3	1.8	2.9
Keele, Adam	10	101	18	30	.600	0	0	---	5	5	1.000	7	17	24	3	17	0	4	8	3	41	4.1	2.4	0.3
Ostertag, Greg	11	261	13	35	.371	0	0	---	18	28	.643	18	47	65	6	27	0	2	8	24	44	4.0	5.9	0.5
Bailey, Thurl	11	115	17	33	.515	0	0	---	3	4	.750	5	10	15	2	19	0	3	8	6	37	3.4	1.4	0.2
Fuller, Todd	10	105	10	26	.385	0	0	---	6	10	.600	8	20	28	0	21	0	0	5	2	26	2.6	2.8	0.0
Foster, Greg	8	70	8	19	.421	0	0	---	0	0	---	1	7	8	1	11	0	1	3	0	16	2.0	1.0	0.1
Vaughn, Jacques	2	6	1	2	.500	1	1	1.000	0	0	---	0	0	0	2	2	0	0	0	0	5	2.5	0.0	1.0
UTAH JAZZ	11	2690	356	825	.432	32	106	.302	237	311	.762	123	346	469	242	298	3	85	170	52	1045	95.0		
OPPONENTS	11	2690	326	813	.401	55	187	.294	254	341	.745	125	317	442	182	274	2	100	159	45	1071	97.4		

2000 UTAH JAZZ PLAYOFF STATISTICS [4-6], LOST IN CONFERENCE SEMIFINALS

PLAYER	FIELD GOALS 3-PT. FGS.					FREE THROWS			REBOUNDS			AVERAGES												
	G	MIN	FGM	FGA	PCT	3FGM	3FGA	3PCT	FTM	FTA	PCT	OFF	DEF	TOT	AST	PF	DQ	STL	TO	BLK	PTS	PPG	RPG	APG
Malone, Karl	10	386	103	198	.520	2	2	1.000	64	79	.810	19	70	89	31	31	0	7	27	7	276	27.6	8.9	3.1
Russell, Bryon	10	371	48	114	.421	13	45	.289	31	41	.756	9	43	52	21	27	0	16	15	5	166	16.6	5.2	2.1
Hamack, Jeff	10	297	43	102	.422	9	22	.409	20	24	.833	9	21	30	33	28	0	10	15	0	133	13.3	3.0	3.3
Stockton, John	10	350	41	89	.461	7	18	.389	23	30	.767	7	23	30	103	30	0	13	26	2	126	12.6	3.0	10.3
Polynice, Olden	10	260	28	52	.538	0	0	—	3	6	.500	24	42	66	5	36	1	3	13	8	59	5.9	6.6	0.5
Eisley, Howard	10	200	17	55	.309	9	19	.474	8	9	.889	1	17	18	19	24	0	6	13	1	69	6.9	1.8	1.9
Vaughn, Jacques	7	67	10	28	.357	1	2	.500	7	8	.875	4	8	12	11	5	0	4	9	1	30	4.3	1.7	1.6
Ostertag, Greg	8	172	10	19	.526	0	0	—	10	22	.455	19	26	45	2	20	0	2	8	17	30	3.8	5.6	0.3
Gilliam, Armen	10	132	15	46	.326	0	0	—	5	13	.385	6	23	29	4	15	0	4	11	4	35	3.5	2.9	0.4
Lewis, Quincy	8	106	10	27	.370	2	6	.333	4	5	.800	2	13	15	2	24	0	3	3	7	30	3.8	1.9	0.3
Padgett, Scott	8	59	6	16	.375	3	9	.333	0	0	—	3	14	17	5	10	0	1	4	2	21	2.6	2.1	0.6
UTAH JAZZ	10	2400	331	746	.444	46	123	.374	175	237	.738	103	300	403	236	250	1	69	149	54	975	97.5		
OPPONENTS	10	2400	336	758	.443	60	151	.397	200	273	.733	116	287	403	203	233	2	84	142	38	1052	105.2		

2001 UTAH JAZZ PLAYOFF STATISTICS [2-3], LOST IN FIRST ROUND

PLAYER	FIELD GOALS 3-PT. FGS.					FREE THROWS			REBOUNDS			AVERAGES												
	G	MIN	FGM	FGA	PCT	3FGM	3FGA	3PCT	FTM	FTA	PCT	OFF	DEF	TOT	AST	PF	DQ	STL	TO	BLK	PTS	PPG	RPG	APG
Malone, Karl	5	199	49	121	.405	1	2	.500	39	49	.796	9	35	44	17	13	0	5	19	4	140	28.0	8.8	3.4
Russell, Bryon	5	214	25	56	.446	10	22	.455	11	12	.917	4	32	36	15	13	0	3	2	1	91	18.2	7.2	3.0
Marshall, Donyell	5	160	22	54	.407	1	8	.125	7	9	.778	13	25	38	8	19	1	2	9	5	54	10.8	7.6	1.6
Manning, Danny	5	96	19	34	.559	2	2	1.000	9	12	.750	2	9	11	3	21	0	3	7	4	53	10.6	2.2	0.6
Stockton, John	5	186	17	37	.459	0	8	.000	15	21	.714	11	17	28	57	19	0	10	7	3	49	9.8	5.6	11.4
Polynice, Olden	5	100	16	30	.533	0	1	.000	7	10	.700	16	3	19	1	12	0	1	6	2	39	7.8	3.8	0.2
Benoit, David	4	61	7	19	.368	2	6	.333	7	7	1.000	1	6	7	2	6	0	0	2	2	27	6.8	1.8	0.5
Starks, John	3	36	4	12	.333	1	4	.250	2	2	1.000	0	3	3	1	5	0	1	2	1	13	4.3	1.0	0.3
Stevenson, DeShawn	1	8	1	2	.500	0	0	---	0	0	---	0	1	1	0	0	0	0	1	0	2	2.0	1.0	0.0
Ostertag, Greg	5	64	4	11	.364	0	0	---	0	4	.000	6	12	18	1	10	1	0	2	2	8	1.6	3.6	0.2
Crotty, John	4	19	0	3	.000	0	0	---	3	3	1.000	1	2	3	3	3	0	1	0	1	3	.8	0.8	0.8
Vaughn, Jacques	5	57	1	10	.100	1	2	.500	0	0	---	0	2	2	8	13	0	0	1	1	5	1.0	0.4	1.6
UTAH JAZZ	5	1200	165	389	.424	18	55	.327	100	129	.775	63	147	210	116	134	2	26	61	26	484	96.8		
OPPONENTS	5	1200	154	370	.416	38	103	.369	123	143	.860	49	145	194	75	114	2	19	65	27	545	109.0		

YEAR-BY-YEAR PLAYOFF STATISTICS

2002 UTAH JAZZ PLAYOFF STATISTICS [1-3], LOST IN FIRST ROUND

PLAYER	FIELD GOALS 3-PT. FGS.					FREE THROWS			REBOUNDS			AVERAGES												
	G	MIN	FGM	FGA	PCT	3FGM	3FGA	3PCT	FTM	FTA	PCT	OFF	DEF	TOT	AST	PF	DQ	STL	TO	BLK	PIS	PPG	RPG	APG
Malone, Karl	4	163	30	73	.411	0	1	.000	20	28	.714	3	27	30	18	11	0	5	11	3	80	20.0	7.5	4.5
Marshall, Donyell	4	124	21	50	.420	3	6	.500	12	16	.750	14	17	31	11	5	0	3	5	6	57	14.3	7.8	2.8
Stockton, John	4	141	18	40	.450	2	7	.286	12	13	.923	3	13	16	40	16	1	11	8	1	50	12.5	4.0	10.0
Kirilenko, Andrei	4	122	11	28	.393	0	4	.000	13	16	.813	4	11	15	4	10	0	7	6	10	35	8.8	3.8	1.0
Russell, Bryon	4	120	9	36	.250	6	15	.400	4	4	1.000	6	11	17	7	15	1	4	9	0	28	7.0	4.3	1.8
Ostertag, Greg	4	87	13	21	.619	0	0	---	1	10	.100	19	15	34	2	14	1	2	6	6	27	6.8	8.5	0.5
Collins, Jarron	4	47	10	18	.556	0	0	---	2	2	1.000	4	3	7	0	11	0	0	4	0	22	5.5	1.8	0.0
LaRue, Rusty	4	53	6	16	.375	2	5	.400	6	10	.600	0	6	6	6	6	0	1	4	0	20	5.0	1.5	1.5
Lewis, Quincy	4	56	8	23	.348	1	5	.200	0	4	.000	1	2	3	2	10	0	2	3	1	17	4.3	0.8	0.5
Padgett, Scott	4	47	6	13	.462	0	3	.000	4	5	.800	7	7	14	2	6	0	1	5	1	16	4.0	3.5	0.5
UTAH JAZZ	4	960	132	318	.415	14	46	.304	74	108	.685	61	112	173	92	104	3	36	66	28	352	88.0		
OPPONENTS	4	960	118	295	.400	21	71	.296	99	120	.825	50	120	170	60	96	2	31	69	20	356	89.0		

2003 UTAH JAZZ PLAYOFF STATISTICS [1-4], LOST IN FIRST ROUND

PLAYER	FIELD GOALS 3-PT. FGS.					FREE THROWS			REBOUNDS			AVERAGES												
	G	MIN	FGM	FGA	PCT	3FGM	3FGA	3PCT	FTM	FTA	PCT	OFF	DEF	TOT	AST	PF	DQ	STL	TO	BLK	PIS	PPG	RPG	APG
Malone, Karl	5	191	34	84	.405	0	1	.000	30	41	.732	7	27	34	20	15	0	8	20	2	98	19.6	6.8	4.0
Harpning, Matt	5	156	30	62	.484	1	7	.143	13	16	.813	9	18	27	5	23	1	5	8	1	74	14.8	5.4	1.0
Kirilenko, Andrei	5	145	18	43	.419	1	7	.143	21	24	.875	8	16	24	7	6	0	3	6	10	58	11.6	4.8	1.4
Stockton, John	5	149	18	39	.462	0	1	.000	20	20	1.000	5	11	16	26	13	0	8	14	1	56	11.2	3.2	5.2
Ostertag, Greg	5	151	16	36	.444	---	---	---	14	19	.737	19	24	43	8	17	1	3	8	9	46	9.2	8.6	1.6
Jackson, Mark	5	83	15	30	.500	5	9	.556	1	1	1.000	2	3	5	16	11	0	3	4	0	36	7.2	1.0	3.2
Massenburg, Tony	5	70	10	21	.476	---	---	---	5	9	.556	7	14	21	2	9	0	0	5	4	25	5.0	4.2	0.4
Cheaney, Calbert	5	122	10	27	.370	---	---	---	2	4	.500	3	4	7	8	15	0	2	7	1	22	4.4	1.4	1.6
Padgett, Scott	4	53	8	19	.421	2	7	.286	1	2	.500	6	3	9	4	6	0	3	5	0	19	4.8	2.3	1.0
Stevenson, DeShawn	4	37	6	15	.400	0	2	.000	6	6	1.000	2	5	7	4	3	0	1	0	0	18	4.5	1.8	1.0
Arroyo, Carlos	3	27	3	9	.333	---	---	---	3	4	.750	2	0	2	5	2	0	0	0	0	9	3.0	0.7	1.7
Amaechi, John	2	16	1	4	.250	---	---	---	2	4	.500	0	1	1	0	4	0	0	0	0	4	2.0	0.5	0.0
UTAH JAZZ	5	1200	169	389	.434	9	34	.265	118	150	.787	70	126	196	105	124	2	36	82	28	465	93.0		
OPPONENTS	5	1200	190	397	.479	30	71	.423	108	141	.766	67	128	195	106	121	3	44	68	29	518	103.6		

2007 UTAH JAZZ PLAYOFF STATISTICS [9-8], LOST IN CONFERENCE FINALS

PLAYER	FIELD GOALS 3-PT. FGS.					FREE THROWS			REBOUNDS			AVERAGES												
	G	MIN	FGM	FGA	PCT	3FGM	3FGA	3PCT	FTM	FTA	PCT	OFF	DEF	TOT	AST	PF	DQ	STL	TO	BLK	PTS	PPG	RPG	APG
Boozer, Carlos	17	654	162	302	.536	0	0	---	76	103	.738	54	153	207	50	52	0	17	51	5	400	23.5	12.2	2.9
Williams, Deron	17	657	122	270	.452	19	57	.333	64	81	.790	9	64	73	146	49	0	26	68	4	327	19.2	4.3	8.6
Okur, Mehmet	17	585	71	183	.388	25	79	.316	33	42	.786	37	95	132	30	65	2	24	24	16	200	11.8	7.8	1.8
Kirilenko, Andrei	17	527	55	123	.447	3	9	.333	51	65	.785	28	61	89	44	52	1	15	35	40	164	9.6	5.2	2.6
Fisher, Derek	16	445	49	121	.405	12	32	.375	42	45	.933	4	21	25	42	51	3	16	19	2	152	9.5	1.6	2.6
Harpning, Matt	17	433	62	136	.456	0	4	.000	34	47	.723	33	49	82	23	41	1	7	22	3	158	9.3	4.8	1.4
Ginick, Gordon	17	307	38	91	.418	14	26	.538	14	16	.875	4	24	28	17	37	1	3	22	2	104	6.1	1.6	1.0
Millsap, Paul	17	263	42	80	.525	0	1	.000	16	24	.667	38	37	75	8	39	0	11	13	9	100	5.9	4.4	0.5
Brewer, Ronnie	8	41	6	10	.600	0	0	---	7	13	.538	2	4	6	2	3	0	1	2	0	19	2.4	0.8	0.3
Araujo, Rafael	5	28	3	8	.375	0	0	---	5	12	.417	3	8	11	1	8	0	1	0	0	11	2.2	2.2	0.2
Brown, Dee	8	52	6	17	.353	0	6	.000	1	4	.250	1	2	3	9	1	0	0	4	0	13	1.6	0.4	1.1
Collins, Jarron	13	110	3	9	.333	0	0	---	9	17	.529	8	12	20	5	21	0	4	1	0	15	1.2	1.5	0.4
Miles, C.J.	1	3	0	0	---	0	0	---	1	2	.500	0	0	0	0	0	0	0	0	0	1	1.0	0.0	0.0
UTAH JAZZ	17	4105	619	1350	.459	73	214	.341	353	471	.749	221	530	751	377	419	8	125	272	81	1664	97.9		
OPPONENTS	17	4105	563	1277	.441	147	416	.353	376	500	.752	166	482	648	316	395	3	148	254	94	1649	97.0		

YEAR-BY-YEAR PLAYOFF STATISTICS

2008 UTAH JAZZ PLAYOFF STATISTICS [6-6], LOST IN CONFERENCE SEMIFINALS

PLAYER	FIELD GOALS 3-PT. FGS.					FREE THROWS			REBOUNDS		AVERAGES														
	G	MIN	FGM	FGA	PCT	3FGM	3FGA	3PCT	FTM	FTA	PCT	OFF	DEF	TOT	AST	PF	DO	STL	TO	BLK	PTS	PPG	RPG	APG	
Williams, Deron	12	51.3	90	183	.492	28	56	.500	51	66	.773	16	27	43	120	35	0	7	37	4	259	21.6	3.6	10.0	
Boozer, Carlos	12	44.1	76	183	.415	0	0	---	40	56	.714	42	105	147	34	47	2	6	36	2	192	16.0	12.3	2.8	
Okur, Mehmet	12	46.2	66	156	.423	19	51	.373	34	44	.773	34	107	141	23	37	1	8	19	8	185	15.4	11.8	1.9	
Kirilenko, Andrei	12	38.7	51	114	.447	5	22	.227	25	35	.714	15	26	41	30	46	4	18	18	20	132	11.0	3.4	2.5	
Brewer, Ronnie	12	30.5	51	98	.520	1	6	.167	19	25	.760	17	21	38	19	29	0	12	4	4	122	10.2	3.2	1.6	
Korver, Kyle	12	25.9	30	73	.411	11	38	.289	23	25	.920	5	21	26	7	28	0	4	8	8	94	7.8	2.2	0.6	
Harpning, Matt	12	20.9	25	63	.397	1	3	.333	28	35	.800	17	17	34	8	35	0	7	11	4	79	6.6	2.8	0.7	
Millsap, Paul	12	21.0	32	62	.516	0	1	.000	13	25	.520	23	24	47	4	37	0	7	9	16	77	6.4	3.9	0.3	
Price, Ronnie	12	6.8	10	31	.323	3	14	.214	10	13	.769	1	3	4	11	6	0	6	6	2	33	2.8	0.3	0.9	
Miles, C.J.	7	26	5	14	.357	2	8	.250	0	0	---	1	4	5	0	4	0	2	2	0	12	1.7	0.7	0.0	
Hart, Jason	2	6	1	2	.500	0	1	.000	0	0	---	0	0	0	0	0	0	0	0	0	2	1.0	0.0	0.0	
Collins, Jarron	5	20	0	3	.000	0	0	---	0	0	---	3	3	6	1	2	0	1	0	1	0	0.0	1.2	0.2	
UTAH JAZZ	12	290.5	437	982	.445	70	200	.350	243	324	.750	174	358	532	257	306	7	78	155	69	1187	98.9			
OPPONENTS	12	290.5	413	920	.449	75	221	.339	289	388	.745	128	347	475	217	274	4	89	152	78	1190	99.2			

2009 UTAH JAZZ PLAYOFF STATISTICS [1-4], LOST IN FIRST ROUND

PLAYER	FIELD GOALS 3-PT. FGS.					FREE THROWS			REBOUNDS		AVERAGES														
	G	MIN	FGM	FGA	PCT	3FGM	3FGA	3PCT	FTM	FTA	PCT	OFF	DEF	TOT	AST	PF	DQ	STL	TO	BLK	PTS	PPG	RPG	APG	
Boozer, Carlos	5	186	38	72	.528	0	0	---	27	35	.771	12	54	66	11	18	0	8	15	2	103	20.6	13.2	2.2	
Williams, Deron	5	211	29	70	.414	9	25	.360	34	41	.829	4	15	19	54	17	0	9	21	2	101	20.2	3.8	10.8	
Millsap, Paul	5	155	25	49	.510	0	0	---	9	18	.500	20	20	40	8	17	0	4	6	5	59	11.8	8.0	1.6	
Kirilenko, Andrei	5	136	22	47	.468	1	5	.200	10	14	.714	7	7	14	10	6	0	11	5	3	55	11.0	2.8	2.0	
Korver, Kyle	5	136	18	46	.391	12	26	.462	5	7	.714	2	9	11	13	9	0	3	2	1	53	10.6	2.2	2.6	
Brewer, Ronnie	5	158	20	49	.408	0	2	.000	11	16	.688	7	16	23	13	9	0	7	11	1	51	10.2	4.6	2.6	
Harpning, Matt	5	49	11	22	.500	0	1	.000	2	2	1.000	3	6	9	4	12	0	2	2	1	24	4.8	1.8	0.8	
Okur, Mehmet	2	43	2	12	.167	1	3	.333	3	4	.750	2	8	10	4	6	0	0	2	1	8	4.0	5.0	2.0	
Price, Ronnie	2	16	3	10	.300	0	3	.000	2	2	1.000	3	0	3	5	4	0	1	0	0	8	4.0	1.5	2.5	
Miles, C.J.	5	58	6	20	.300	2	8	.250	3	4	---	2	5	7	1	8	0	2	3	1	17	3.4	1.4	0.2	
Collins, Jarron	3	35	1	5	.200	0	0	---	6	8	.750	4	6	10	1	9	0	1	0	0	8	2.7	3.3	0.3	
Knight, Brevin	5	17	0	3	.000	0	0	---	0	0	---	0	1	1	3	4	0	1	3	0	0	0.0	0.2	0.6	
UTAH JAZZ	5	1200	175	405	.432	25	73	.342	112	151	.742	66	147	213	127	119	0	49	73	17	487	97.4			
OPPONENTS	5	1200	193	391	.494	41	92	.446	106	145	.731	53	151	204	112	122	1	42	78	28	533	106.6			

2010 UTAH JAZZ PLAYOFF STATISTICS [4-6], LOST IN CONFERENCE SEMIFINALS

PLAYER	FIELD GOALS 3-PT. FGS.					FREE THROWS			REBOUNDS		AVERAGES														
	G	MIN	FGM	FGA	PCT	3FGM	3FGA	3PCT	FTM	FTA	PCT	OFF	DEF	TOT	AST	PF	DQ	STL	TO	BLK	PTS	PPG	RPG	APG	
Williams, Deron	10	39.8	67	149	.450	20	51	.392	89	111	.802	4	23	27	102	37	1	10	30	4	243	24.3	2.7	10.2	
Boozer, Carlos	10	40.2	89	168	.530	0	0	---	19	35	.543	33	99	132	30	38	1	4	24	7	197	19.7	13.2	3.0	
Millsap, Paul	10	32.3	70	122	.574	0	2	.000	40	58	.690	34	54	88	22	36	1	11	13	14	180	18.0	8.8	2.2	
Miles, C.J.	10	33.7	47	106	.443	15	46	.326	35	39	.897	5	20	25	28	48	0	6	19	6	144	14.4	2.5	2.8	
Matthews, Wesley	10	37.1	39	101	.386	15	42	.357	39	48	.813	10	34	44	17	34	0	18	15	5	132	13.2	4.4	1.7	
Korver, Kyle	10	21.0	32	61	.525	11	23	.478	8	9	.889	0	11	11	13	22	0	5	7	0	83	8.3	1.1	1.3	
Okur, Mehmet	1	11	2	2	1.000	1	1	1.000	2	2	1.000	1	1	2	0	0	0	0	1	0	7	7.0	2.0	0.0	
Kirilenko, Andrei	2	30	5	10	.500	0	1	.000	1	1	1.000	3	3	6	0	2	0	1	0	1	11	5.5	3.0	0.0	
Fesenko, Kirylo	10	18.1	13	30	.433	0	0	---	7	21	.333	8	31	39	12	30	0	14	5	33	3.3	3.9	1.2		
Gaines, Sundiata	5	7	5	6	.833	1	1	1.000	0	2	.000	1	1	2	0	1	0	0	0	0	11	2.2	0.4	0.0	
Price, Ronnie	10	9	7	24	.292	2	7	.286	4	8	.500	5	5	10	14	20	0	4	2	1	20	2.0	1.0	1.4	
Koufos, Kosta	9	31	4	10	.400	0	0	---	0	0	---	4	5	9	0	2	0	0	2	1	8	0.9	1.0	0.0	
Jeffers, Othys	6	10	1	6	.167	0	0	---	0	1	.000	1	0	1	0	0	0	0	1	0	2	0.3	0.2	0.0	
UTAH JAZZ	10	240.0	381	795	.479	65	174	.374	244	335	.728	109	287	396	238	270	3	59	132	44	1071	107.1			
OPPONENTS	10	240.0	384	797	.482	64	184	.348	261	339	.770	117	303	420	191	272	3	75	130	58	1093	109.3			

2012 UTAH JAZZ PLAYOFF STATISTICS [0-4], LOST IN FIRST ROUND

PLAYER	FIELD GOALS 3-PT. FGS.					FREE THROWS			REBOUNDS			AVERAGES												
	G	MIN	FGM	FGA	PCT	3FGM	3FGA	3PCT	FTM	FTA	PCT	OFF	DEF	TOT	AST	PF	DQ	STL	TO	BLK	PTS	PPG	RPG	APG
Jefferson, Al	4	141	36	68	.529	0	1	.000	1	4	.250	7	27	34	10	10	0	5	5	3	73	18.3	8.5	2.5
Harris, Devin	4	120	19	48	.396	4	15	.267	10	14	.714	0	6	6	15	14	0	3	12	2	52	13.0	1.5	3.8
Millsap, Paul	4	139	20	54	.370	0	3	.000	8	16	.500	17	27	44	2	11	0	1	9	10	48	12.0	11.0	0.5
Favors, Derrick	4	116	15	36	.417	0	0	---	17	29	.586	14	24	38	2	11	0	5	5	6	47	11.8	9.5	0.5
Hayward, Gordon	4	123	6	33	.182	1	12	.083	16	16	1.000	2	9	11	12	4	0	3	3	0	29	7.3	2.8	3.0
Burks, Alec	4	63	7	28	.250	0	2	.000	12	14	.857	5	6	11	3	4	0	2	3	0	26	6.5	2.8	0.8
Carroll, DeMarre	4	73	9	19	.474	1	5	.200	0	0	---	7	8	15	3	9	0	2	3	1	19	4.8	3.8	0.8
Howard, Josh	4	63	5	17	.294	1	2	.500	4	5	.800	4	10	14	4	3	0	2	2	1	15	3.8	3.5	1.0
Tinsley, Jamaal	4	65	5	20	.250	1	4	.250	4	4	1.000	0	2	2	12	7	0	2	6	0	15	3.8	0.5	3.0
Kanter, Enes	4	43	7	16	.438	0	0	---	0	1	.000	8	8	16	1	7	0	0	4	4	14	3.5	4.0	0.3
Ahearn, Blake	3	8	2	3	.667	1	1	1.000	0	0	---	0	0	0	2	0	0	0	0	0	5	1.7	0.0	0.7
Evans, Jeremy	2	7	0	1	.000	0	0	---	2	2	1.000	0	3	1	1	1	0	1	0	0	2	1.0	0.5	0.5
UTAH JAZZ	4	960	131	343	.382	9	45	.200	74	105	.705	64	130	194	67	81	0	26	54	27	345	86.3		
OPPONENTS	4	960	154	320	.481	33	81	.407	68	90	.756	31	136	167	86	79	0	29	47	22	409	102.3		

CAREER PLAYOFF RECORDS

APPEARANCES

John Stockton	19
Karl Malone	18
Mark Eaton	10
Thurl Bailey	9
Bryon Russell	9
Greg Ostertag	8
Bobby Hansen	7
Jeff Hornacek	7
David Benoit	6
Darrell Griffith	6
Andrei Kirilenko	6

GAMES PLAYED

John Stockton	182
Karl Malone	172
Jeff Hornacek	100
Bryon Russell	96
Greg Ostertag	87
Howard Easley	79
Mark Eaton	74
Thurl Bailey	69
Antoine Carr	67
Greg Foster	60

GAMES STARTED

Karl Malone	172
John Stockton	165
Jeff Hornacek	100
Mark Eaton	74
Bryon Russell	63
Carlos Boozer	44
Deron Williams	44
Greg Ostertag	37
Andrei Kirilenko	36
Felton Spencer	34

MINUTES

Karl Malone	7,109
John Stockton	6,398
Jeff Hornacek	3,321
Bryon Russell	3,056
Mark Eaton	2,295
Thurl Bailey	2,117
Deron Williams	1,779
Greg Ostertag	1,742
Carlos Boozer	1,683
Andrei Kirilenko	1,347

POINTS

Karl Malone	4,519
John Stockton	2,436
Jeff Hornacek	1,599
Bryon Russell	1,275
Deron Williams	930
Thurl Bailey	929
Carlos Boozer	892
Darrell Griffith	649
Adrian Dantley	607
Jeff Malone	586

FIELD GOALS MADE

Karl Malone	1,645
John Stockton	855
Jeff Hornacek	471
Carlos Boozer	365
Thurl Bailey	364
Bryon Russell	355
Deron Williams	308
Jeff Malone	234
Darrell Griffith	221
Adrian Dantley	196

FIELD GOALS ATTEMPTED

Karl Malone	3,550
John Stockton	1,809
Jeff Hornacek	1,031
Thurl Bailey	811
Bryon Russell	802
Carlos Boozer	725
Deron Williams	672
Darrell Griffith	504
Jeff Malone	484
Adrian Dantley	383

FIELD GOAL PERCENTAGE

	FG%	FG-A
Paul Millsap	.515	189-367
Adrian Dantley	.512	196-383
Carlos Boozer	.503	365-725
Mark Eaton	.489	180-368
Shandon Anderson	.484	119-246
Jeff Malone	.483	234-484
Bobby Hansen	.481	151-314
Blue Edwards	.473	107-226
John Stockton	.473	855-1809
Antoine Carr	.468	145-301
minimum 100 made		

THREE-POINTERS MADE

Bryon Russell	126
John Stockton	111
Jeff Hornacek	105
Deron Williams	76
Darrell Griffith	46
Mehmet Okur	46
David Benoit	38
Bobby Hansen	35
Howard Easley	34
Chris Morris	25
Kyle Korver	34

THREE-POINTERS ATTEMPTED

Bryon Russell	342
John Stockton	341
Jeff Hornacek	228
Deron Williams	189
Mehmet Okur	134
Darrell Griffith	124
Howard Easley	98
David Benoit	97
Kyle Korver	87
Chris Morris	85

THREE-POINT PERCENTAGE

	3FG%	3FG-A
Bobby Hansen	.500	35-70
Jeff Hornacek	.461	105-228
Deron Williams	.402	76-189
David Benoit	.392	38-97
Kyle Korver	.391	34-87
Shandon Anderson	.378	14-37
Derek Fisher	.375	12-32
Darrell Griffith	.371	46-124
Bryon Russell	.368	126-342
Wesley Matthews	.357	15-42
minimum 30 attempts		

FREE THROWS MADE

Karl Malone	1,223
John Stockton	615
Jeff Hornacek	342
Deron Williams	238
Adrian Dantley	215
Thurl Bailey	201
Bryon Russell	199
Carlos Boozer	162
Andrei Kirilenko	121
Jeff Malone	115

CAREER PLAYOFF RECORDS

FREE THROWS ATTEMPTED

Karl Malone	1,652
John Stockton	759
Jeff Hamacek	391
Deron Williams	299
Bryon Russell	263
Adrian Dantley	261
Thurl Bailey	241
Carlos Boozer	229
Greg Ostertag	164
Andre Kirilenko	155

FREE THROW PERCENTAGE

	FT%	FT-A
Howard Easley	.881	89-101
Jeff Hamacek	.875	342-391
Jeff Malone	.865	115-133
Rickey Green	.837	82-98
Thurl Bailey	.834	201-241
Adrian Dantley	.824	215-261
John Stockton	.810	615-759
Deron Williams	.796	238-299
Mike Brown	.789	75-95
Mehmet Okur	.783	72-92

minimum 50 made

OFFENSIVE REBOUNDS

Karl Malone	465
Greg Ostertag	176
Mark Eaton	169
John Stockton	162
Carlos Boozer	141
Paul Millsap	132
Thurl Bailey	116
Bryon Russell	88
Felton Spencer	87
Jeff Hamacek	83

DEFENSIVE REBOUNDS

Karl Malone	1,412
John Stockton	446
Carlos Boozer	411
Mark Eaton	388
Thurl Bailey	366
Bryon Russell	355
Greg Ostertag	297
Jeff Hamacek	237
Mehmet Okur	211
Paul Millsap	162

TOTAL REBOUNDS

	TOT	OFF	DEF
Karl Malone	1,877	465	1,412
John Stockton	608	162	446
Mark Eaton	557	169	388
Carlos Boozer	552	141	411
Greg Ostertag	473	176	297
Bryon Russell	443	88	355
Thurl Bailey	382	116	266
Jeff Hamacek	320	83	237
Paul Millsap	294	132	162
Mehmet Okur	285	74	211

ASSISTS

John Stockton	1,839
Karl Malone	538
Deron Williams	422
Jeff Hamacek	340
Rickey Green	251
Howard Easley	216
Bryon Russell	133
Carlos Boozer	125
Thurl Bailey	98
Andre Kirilenko	95

STEALS

John Stockton	338
Karl Malone	224
Jeff Hamacek	113
Bryon Russell	109
Andre Kirilenko	55
Deron Williams	52
Darrell Griffith	47
Blue Edwards	40
Rickey Green	37
Tyrene Corbin	36

BLOCKED SHOTS

Mark Eaton	210
Greg Ostertag	163
Karl Malone	133
Andre Kirilenko	84
Thurl Bailey	82
Paul Millsap	54
John Stockton	50
Felton Spencer	42
Antoine Carr	40
David Benoit	31

PERSONAL FOULS

Karl Malone	597
John Stockton	539
Jeff Hamacek	271
Mark Eaton	250
Bryon Russell	247
Greg Ostertag	243
Antoine Carr	219
Thurl Bailey	196
Carlos Boozer	155
Howard Easley	149

DISQUALIFICATIONS

Antoine Carr	6
Karl Malone	6
Greg Ostertag	6
Mark Eaton	5
Jeff Hamacek	5
Andre Kirilenko	5
Thurl Bailey	3
Carlos Boozer	3
Derek Fisher	3
Mehmet Okur	3
Felton Spencer	3

TURNOVERS

John Stockton	517
Karl Malone	503
Jeff Hamacek	157
Deron Williams	156
Carlos Boozer	126
Thurl Bailey	109
Howard Easley	92
Bryon Russell	85
Mark Eaton	81
Darrell Griffith	77

PLAYOFFS

CAREER BEST AVERAGES

SCORING AVERAGE

	AVG	G	PTS
Adrian Dantley	28.9	21	607
Karl Malone	26.3	172	4,519
Deron Williams	21.1	44	930
Carlos Boozer	20.3	44	892
Jeff Malone	19.5	30	586
Darrell Griffith	17.5	37	649
Jeff Hamacek	16.0	100	1,599
Thurl Bailey	13.5	69	929
John Stockton	13.4	182	2,436
Bryon Russell	13.3	96	1,275

minimum 10 games

ASSISTS PER GAME

	AVG	G	AST
John Stockton	10.1	182	1839
Deron Williams	9.6	44	422
Rickey Green	7.0	36	251
Jeff Hamacek	3.4	100	340
Adrian Dantley	3.1	21	66
Karl Malone	3.1	172	538
Carlos Boozer	2.8	44	125
Howard Easley	2.7	79	216
Jay Humphries	2.7	21	56
Derek Fisher	2.6	16	42

minimum 10 games

BLOCKS PER GAME

	AVG	G	BLK
Mark Eaton	2.84	74	210
Greg Ostertag	1.87	87	163
Andre Kirilenko	1.87	45	84
Felton Spencer	1.24	34	42
Thurl Bailey	1.19	69	82
Paul Millsap	1.13	48	54
Mehmet Okur	0.78	32	25
Karl Malone	0.77	172	133
Quincy Lewis	0.67	12	8
Olden Polynice	0.67	15	10

minimum 10 games

REBOUNDS PER GAME

	AVG	G	REB
Carlos Boozer	12.5	44	552
Karl Malone	10.9	172	1877
Mehmet Okur	8.9	32	285
Mark Eaton	7.5	74	557
Adrian Dantley	7.5	21	158
Paul Millsap	6.1	48	294
Olden Polynice	5.7	15	85
Felton Spencer	5.6	34	189
Tyrene Corbin	5.5	37	205
Thurl Bailey	5.5	69	382
Rich Kelley	5.5	21	115

minimum 10 games

STEALS PER GAME

	AVG	G	STL
John Stockton	1.86	182	338
Wesley Matthews	1.80	10	18
Karl Malone	1.30	172	224
Darrell Griffith	1.27	37	47
Adrian Dantley	1.24	21	26
Andre Kirilenko	1.22	45	55
Deron Williams	1.18	44	52
Blue Edwards	1.18	34	40
Bryon Russell	1.14	96	109
Jeff Hamacek	1.13	100	113

minimum 10 games

MINUTES PER GAME

	AVG	G	MIN
Karl Malone	41.3	172	7,109
Adrian Dantley	40.6	21	852
Deron Williams	40.4	44	1,779
Carlos Boozer	38.3	44	1,683
Wesley Matthews	37.1	10	371
Jeff Malone	37.0	30	1,111
John Stockton	35.2	182	6,398
Mehmet Okur	34.4	32	1,101
Jeff Hamacek	33.2	100	3,321
Bryon Russell	31.8	96	3,056

minimum 10 games

JAZZ SINGLE-SEASON PLAYOFF RECORDS

GAMES

17 players w/ 20, last 1998

GAMES STARTED

8 players w/ 20, last 1998

MINUTES

	Year	G	MIN
Karl Malone	1997	20	816
Karl Malone	1998	20	795
Bryon Russell	1997	20	758
John Stockton	1997	20	739
Karl Malone	1996	18	725
Jeff Hornacek	1997	20	704
Karl Malone	1994	16	703
Bryon Russell	1998	20	698
Karl Malone	1992	16	688
John Stockton	1996	18	679

POINTS

	Year	G	PTS
Karl Malone	1998	20	526
Karl Malone	1997	20	519
Karl Malone	1996	18	477
Karl Malone	1992	16	465
Karl Malone	1994	16	434
Carlos Boozer	2007	17	400
Jeff Hornacek	1996	18	383
Adrian Dantley	1984	11	354
Jeff Malone	1992	16	333
Jeff Hornacek	1997	20	329

FIELD GOALS MADE

	Year	G	FGM
Karl Malone	1998	20	198
Karl Malone	1996	18	188
Karl Malone	1997	20	187
Carlos Boozer	2007	17	162
Karl Malone	1994	16	158
Karl Malone	1992	16	148
Jeff Malone	1992	16	134
Karl Malone	1988	11	123
Deron Williams	2007	17	122
Adrian Dantley	1984	11	117

FIELD GOALS ATTEMPTED

	Year	G	FGA
Karl Malone	1997	20	430
Karl Malone	1998	20	420
Karl Malone	1996	18	401
Karl Malone	1994	16	338
Carlos Boozer	2007	17	302
Karl Malone	1992	16	284
Jeff Malone	1992	16	275
Deron Williams	2007	17	270
Karl Malone	1988	11	255
Adrian Dantley	1984	11	232

FIELD GOAL PERCENTAGE

	Year	G	FG%	FG-A
Paul Millsap	2010	10	.574	(70-122)
Olden Polynice	2000	10	.538	(28-52)
Rickey Green	1985	10	.538	(57-106)
John Stockton	1991	9	.537	(58-108)
Carlos Boozer	2007	17	.536	(162-302)
Carlos Boozer	2010	10	.530	(89-168)
Al Jefferson	2012	4	.529	(36-68)
Karl Malone	1986	4	.528	(38-72)
Carlos Boozer	2009	5	.528	(38-72)
Jeff Wilkins	1984	11	.526	(30-57)

minimum 50 attempts

THREE-POINTERS MADE

	Year	G	3FGM
Bryon Russell	1997	20	36
Jeff Hornacek	1996	18	34
Deron Williams	2008	12	28
Bryon Russell	1996	18	25
Mehmet Okur	2007	17	25
Bryon Russell	1998	20	23
Bobby Hansen	1988	11	19
Jeff Hornacek	1997	20	19
John Stockton	1997	20	19
Deron Williams	2010	10	20
five players tied with			19

THREE-POINTERS ATTEMPTED

	Year	G	3FGA
Bryon Russell	1997	20	101
Mehmet Okur	2007	17	79
Bryon Russell	1998	20	63
Jeff Hornacek	1996	18	58
John Stockton	1992	16	58
Deron Williams	2007	17	57
Deron Williams	2008	12	56
Bryon Russell	1996	18	53
Jeff Hornacek	1997	20	53
Mehmet Okur	2008	12	51
Deron Williams	2010	10	51

THREE-POINT PERCENTAGE

	Year	G	3FG%	3FG-A
Jeff Hornacek	1996	18	.586	(34-58)
Gordan Gircic	2007	17	.538	(14-26)
Bobby Hansen	1988	11	.528	(19-36)
Deron Williams	2008	12	.500	(28-56)
David Benoit	1996	14	.500	(14-28)
Kyle Korver	2010	10	.478	(11-23)
Howard Easley	1997	20	.474	(9-19)
Howard Easley	2000	10	.474	(9-19)
Bryon Russell	1996	18	.472	(25-53)
Jeff Hornacek	1998	20	.467	(14-30)

minimum 15 attempts

FREE THROWS MADE

	Year	G	FTM
Karl Malone	1992	16	169
Karl Malone	1997	20	144
Karl Malone	1998	20	130
Adrian Dantley	1984	11	120
Karl Malone	1994	16	118
Karl Malone	1996	18	101
Adrian Dantley	1985	10	95
Jeff Hornacek	1997	20	92
Deron Williams	2010	10	89
Karl Malone	1988	11	81

FREE THROWS ATTEMPTED

	Year	G	FTA
Karl Malone	1992	16	210
Karl Malone	1997	20	200
Karl Malone	1996	18	176
Karl Malone	1998	20	165
Karl Malone	1994	16	160
Adrian Dantley	1984	11	139
Adrian Dantley	1985	10	122
Karl Malone	1988	11	112
Deron Williams	2010	10	111
Jeff Hornacek	1997	20	105

FREE THROW PERCENTAGE

	Year	G	FT%	FT-A
John Stockton	2003	5	1.000	(20-20)
Howard Easley	1997	20	.964	(27-28)
Derek Fisher	2007	16	.933	(42-45)
Rickey Green	1985	10	.921	(35-38)
Kyle Korver	2008	12	.920	(23-25)
Jeff Malone	1991	9	.917	(44-48)
Jeff Hornacek	1994	16	.912	(62-68)
John Stockton	1989	3	.905	(19-21)
C.J. Miles	2010	10	.897	(35-39)
Jeff Hornacek	1996	18	.890	(73-82)

minimum 20 attempts

OFFENSIVE REBOUNDS

	Year	G	OFF
Felton Spencer	1994	16	61
Karl Malone	1997	20	60
Carlos Boozer	2007	17	54
Karl Malone	1994	16	52
Greg Ostertag	1997	20	52
Karl Malone	1996	18	47
Karl Malone	1998	20	47
Karl Malone	1992	16	43
Carlos Boozer	2008	12	42
Tyrene Corbin	1992	16	39

DEFENSIVE REBOUNDS

	Year	G	DEF
Thurl Bailey	1985	10	171
Karl Malone	1998	20	170
Karl Malone	1997	20	168
Carlos Boozer	2007	17	153
Karl Malone	1994	16	146
Karl Malone	1996	18	139
Karl Malone	1992	16	138
Mehmet Okur	2008	12	107
Carlos Boozer	2008	12	105
Carlos Boozer	2010	10	99

TOTAL REBOUNDS

	Year	G	TOT
Karl Malone	1997	20	228
Karl Malone	1998	20	217
Carlos Boozer	2007	17	207
Karl Malone	1994	16	198
Karl Malone	1996	18	186
Karl Malone	1992	16	181
Carlos Boozer	2008	12	147
Mehmet Okur	2008	12	141
Greg Ostertag	1997	20	137
Felton Spencer	1994	16	135

ASSISTS

	Year	G	AST
John Stockton	1992	16	217
John Stockton	1996	18	195
John Stockton	1997	20	191
John Stockton	1988	11	163
John Stockton	1994	16	157
John Stockton	1998	20	155
Deron Williams	2007	17	146
John Stockton	1991	9	124
Deron Williams	2008	12	120
Rickey Green	1984	11	104

JAZZ SINGLE-SEASON PLAYOFF RECORDS

STEALS

	Year	G	STL
John Stockton	1988	11	37
John Stockton	1992	16	34
John Stockton	1997	20	33
John Stockton	1998	20	31
John Stockton	1996	18	29
John Stockton	1994	16	27
Karl Malone	1997	20	27
Deron Williams	2007	17	26
Jeff Homacek	1994	16	24
Karl Malone	1996	18	24
Mehmet Okur	2007	17	24

BLOCKED SHOTS

	Year	G	BLK
Greg Ostertag	1997	20	47
Andrei Kirilenko	2007	17	40
Greg Ostertag	1998	19	37
Mark Eaton	1992	16	36
Mark Eaton	1984	11	34
Mark Eaton	1988	11	34
Mark Eaton	1985	5	29
Greg Ostertag	1999	11	24
Thurl Bailey	1988	11	23
Felton Spencer	1996	18	22

PERSONAL FOULS

	Year	G	PF
Greg Ostertag	1997	20	76
Felton Spencer	1994	16	73
Karl Malone	1998	20	69
Antoine Carr	1996	18	66
Mehmet Okur	2007	17	65
Antoine Carr	1997	20	64
Antoine Carr	1998	20	63
Karl Malone	1996	18	61
Karl Malone	1994	16	59
Karl Malone	1997	20	59
Bryon Russell	1997	20	59

DISQUALIFICATIONS

	Year	G	DQ
Andrei Kirilenko	2008	12	4
Mark Eaton	1988	11	3
Felton Spencer	1994	16	3
Greg Ostertag	1997	20	3
Derek Fisher	2007	16	3
Karl Malone	1994	16	2
Antoine Carr	1995	5	2
Antoine Carr	1996	18	2
Shandon Anderson	1999	11	2
Mehmet Okur	2007	17	2
Carlos Boozer	2008	12	2

TURNOVERS

	Year	G	TO
Deron Williams	2007	17	68
John Stockton	1997	20	62
Karl Malone	1998	20	60
John Stockton	1992	16	58
John Stockton	1996	18	58
Karl Malone	1997	20	54
Carlos Boozer	2007	17	51
John Stockton	1998	20	48
John Stockton	1988	11	48
Karl Malone	1992	16	46

SINGLE-SEASON BEST AVERAGES

SCORING AVERAGE

	Year	AVG	G	PTS
Adrian Dantley	1984	32.2	11	354
Karl Malone	1989	30.7	3	92
Karl Malone	1995	30.2	5	151
Karl Malone	1988	29.7	11	327
Karl Malone	1991	29.7	9	267
Karl Malone	1992	29.1	16	465
Karl Malone	2001	27.6	5	138
John Stockton	1989	27.3	3	82
Karl Malone	2000	27.2	10	272
Karl Malone	1994	27.1	16	434

* minimum 3 games

ASSISTS PER GAME

	Year	AVG	G	AST
John Stockton	1990	15.0	5	75
John Stockton	1988	14.8	11	163
John Stockton	1991	13.8	9	124
John Stockton	1989	13.7	3	41
John Stockton	1992	13.6	16	217
John Stockton	2001	11.4	5	57
John Stockton	1993	11.0	5	55
John Stockton	1996	10.8	18	195
Deron Williams	2009	10.8	5	54
John Stockton	2000	10.3	10	103

* minimum 3 games

BLOCKS PER GAME

	Year	AVG	G	BLK
Mark Eaton	1985	5.80	5	29
Mark Eaton	1986	4.50	4	18
Mark Eaton	1987	4.20	5	21
Mark Eaton	1984	3.09	11	34
Mark Eaton	1988	3.09	11	34
Mark Eaton	1990	2.80	5	14
Andrei Kirilenko	2002	2.50	4	10
Paul Millsap	2012	2.50	4	10
Andrei Kirilenko	2007	2.35	17	40
Greg Ostertag	1997	2.35	20	47

* minimum 3 games

REBOUNDS PER GAME

	Year	AVG	G	REB
Karl Malone	1989	16.3	3	49
Karl Malone	1991	13.3	9	120
Karl Malone	1995	13.2	5	66
Carlos Boozer	2009	13.2	5	66
Carlos Boozer	2010	13.2	10	132
Karl Malone	1994	12.4	16	147
Carlos Boozer	2008	12.3	12	207
Carlos Boozer	2007	12.2	17	130
Karl Malone	1988	11.8	11	141
Mehmet Okur	2008	11.8	12	228

* minimum 3 games

STEALS PER GAME

	Year	AVG	G	STL
John Stockton	1989	3.67	3	11
John Stockton	1988	3.36	11	37
John Stockton	1987	3.00	5	15
John Stockton	2002	2.75	4	11
John Stockton	1993	2.40	5	12
John Stockton	1991	2.22	9	20
Karl Malone	1987	2.20	5	11
Karl Malone	1990	2.20	5	11
Andrei Kirilenko	2009	2.20	5	11
John Stockton	1992	2.13	16	34

* minimum 3 games

MINUTES PER GAME

	Year	AVG	G	MIN
John Stockton	1989	46.3	3	139
Karl Malone	1989	45.3	3	136
Karl Malone	1988	44.9	11	494
Karl Malone	1994	43.9	16	703
John Stockton	1988	43.5	11	478
Karl Malone	1993	43.2	5	216
Karl Malone	1995	43.2	5	216
Karl Malone	1992	43.0	16	688
Bryon Russell	2001	42.8	5	214
Deron Williams	2008	42.8	12	513

* minimum 3 games

JAZZ PLAYOFF INDIVIDUAL HIGHS

MINUTES

GAME	51	Karl Malone vs. Portland, 5/26/92 (OT)
non-OT	48	many times, (last) Karl Malone vs. L.A. Lakers, 5/13/88

POINTS

GAME	50	Karl Malone vs. Seattle, 4/22/00
HALF	31	Adrian Dantley vs. Phoenix, 5/8/84 (1st) Karl Malone @ Portland, 5/9/91 (2nd)
QTR	20	Karl Malone @ Portland, 5/9/91 (2nd)
OT	7	Tyrone Corbin vs. Denver, 5/17/94 (2nd OT) John Stockton vs. Chicago, 6/3/98

FIELD GOALS MADE

GAME	18	Karl Malone vs. Seattle, 4/22/00
HALF	12	Karl Malone vs. Portland, 5/6/88 (2nd)
QTR	8	Jeff Hornacek @ L.A. Lakers, 5/8/97 (3rd) Paul Millsap vs. Denver, 4/23/10 (2nd)

FIELD GOALS ATTEMPTED

GAME	32	Karl Malone vs. Seattle, 4/22/00
HALF	18	Karl Malone vs. Seattle, 4/22/00 (2nd)
QTR	13	Darrell Griffith vs. Golden State, 4/27/89 (2nd)

MOST FIELD GOALS MADE, NONE MISSED

GAME	9	Bobby Hansen vs. Dallas, 4/25/86
------	---	----------------------------------

THREE-POINTERS MADE

GAME	6	Deron Williams vs. Houston, 5/2/08 Deron Williams @ L.A. Lakers, 4/21/09
HALF	5	Deron Williams vs. Houston, 5/2/08 (2nd)
QTR	4	Darrell Griffith vs. Houston, 4/26/85 (4th) Deron Williams vs. Houston, 5/2/08 (3rd)

THREE-POINTERS ATTEMPTED

GAME	11	Darrell Griffith vs. Houston, 4/26/85 Deron Williams @ L.A. Lakers, 4/21/09
HALF	8	Darrell Griffith vs. Houston, 4/26/85 (2nd)
QTR	7	Darrell Griffith vs. Houston, 4/26/85 (4th)

MOST THREE-POINTERS MADE, NONE MISSED

GAME	5	Deron Williams @ L.A. Lakers, 5/7/08
------	---	--------------------------------------

HIGHEST THREE-POINT PERCENTAGE

SERIES	.857 (6-7)	John Stockton vs. Seattle, 2000 First Round
--------	------------	---

MOST THREE-POINTERS ATTEMPTED, NONE MADE

GAME	7	Deron Williams vs. L.A. Lakers, 5/10/10
------	---	---

FREE THROWS MADE

GAME	22	Karl Malone @ L.A. Clippers, 5/3/92
HALF	19#	Karl Malone @ Portland, 5/9/91 (2nd)
QTR	11	John Stockton @ Portland, 4/30/88 (4th)

FREE THROWS ATTEMPTED

GAME	24	Karl Malone @ L.A. Clippers, 5/3/92 Karl Malone @ Portland, 5/9/91 (OT)
HALF	20	Karl Malone @ Portland, 5/9/91 (2nd)
QTR	12	John Stockton @ Portland, 4/30/88 (4th)

MOST FREE THROWS MADE, NONE MISSED

SERIES	25	Jeff Malone, 1991 Conf. Finals vs. Portland
GAME	18	Karl Malone @ L.A. Lakers, 5/10/97

TOTAL REBOUNDS

GAME	22	Karl Malone vs. Golden State, 4/29/89 Carlos Boozer vs. L.A. Lakers, 4/23/09
HALF	16	Carlos Boozer vs. L.A. Lakers, 4/23/09 (1st)
QTR	11	Carlos Boozer vs. L.A. Lakers, 4/23/09 (1st)

OFFENSIVE REBOUNDS

GAME	11	Karl Malone vs. Golden State, 4/29/89
------	----	---------------------------------------

DEFENSIVE REBOUNDS

GAME	18	Carlos Boozer vs. Denver, 4/30/10
------	----	-----------------------------------

ASSISTS

GAME	24#	John Stockton @ L.A. Lakers, 5/17/88
HALF	14	John Stockton @ L.A. Lakers, 5/17/88 (1st) John Stockton vs. Portland, 4/25/96 (2nd)
QTR	11*	John Stockton vs. San Antonio, 5/5/94 (4th)

STEALS

GAME	6	John Stockton @ Golden State, 5/1/87 John Stockton @ Golden State, 5/2/89 Karl Malone @ Portland, 5/1/96
HALF	4	John Stockton vs. Portland, 5/4/88 (1st) Bryon Russell vs. Sacramento, 5/8/99 (2nd) Bryon Russell vs. Sacramento, 5/10/99 (2nd) John Stockton vs. Dallas, 5/3/01 (1st) Deron Williams @ L.A. Lakers, 4/21/09 (1st)
QTR	4	Bryon Russell vs. Sacramento, 5/8/99 (3rd)

BLOCKED SHOTS

GAME	10#	Mark Eaton vs. Houston, 4/26/85
HALF	7	Mark Eaton vs. Houston, 4/26/85 (1st) Mark Eaton @ L.A. Lakers, 5/10/88 (1st)
QTR	5	Mark Eaton vs. Houston, 4/26/85 (1st) Greg Ostertag vs. Houston, 5/3/98 (4th) Greg Ostertag vs. Seattle, 4/22/00 (1st)

TURNOVERS

GAME	7	many times, (last) Deron Williams @ Denver, 4/19/10
HALF	6	Carlos Boozer @ L.A. Lakers, 5/4/08 (1st)
QTR	5	Jacque Vaughn vs. Seattle, 4/24/00 (2nd)

* NBA playoff record

Ties NBA playoff record

OPPONENT PLAYOFF INDIVIDUAL HIGHS

MINUTES

GAME 52	Buck Williams, @ Portland, 5/26/92 (OT)
non-OT 48	many times, (last) Michael Finley, Dallas, 5/3/01

POINTS

GAME 45	Hakeem Olajuwon, Houston, 4/27/95
	Michael Jordan, Chicago, 6/14/98
HALF 28	Tracy McGrady, Houston, 5/2/08 (1st)
QTR 19	Shaquille O'Neal, @ L.A. Lakers, 5/24/98 (4th)
OT 7	Mahmoud Abdul-Rauf, Denver, 5/17/94 (2nd OT)

FIELD GOALS MADE

GAME 20	Hakeem Olajuwon, Houston, 4/27/95
HALF 11	Shaquille O'Neal, @ L.A. Lakers, 5/22/98 (2nd)
	Carmelo Anthony, @ Denver, 4/17/10 (2nd)
QTR 8	Hakeem Olajuwon, Houston, 5/5/95 (1st)
	Joey Graham, Denver, 4/30/10 (2nd)

FIELD GOALS ATTEMPTED

GAME 35	Michael Jordan, @ Chicago, 6/13/97
	Michael Jordan, Chicago, 6/14/98
HALF 23	Michael Jordan, @ Chicago, 6/13/97 (2nd)
QTR 12	Michael Jordan, @ Chicago, 6/13/97 (4th)
	Tracy McGrady, Houston, 4/26/08 (3rd)
	Kobe Bryant, L.A. Lakers, 5/10/10 (3rd)

MOST FIELD GOALS MADE, NONE MISSED

GAME 8	Brad Davis, Dallas, 4/25/86
--------	-----------------------------

THREE-POINTERS MADE

GAME 7	Kenny Smith, Houston, 4/29/95
	Robert Horry, L.A. Lakers, 5/6/97
	Scottie Pippen, Chicago, 6/6/97
HALF 6	Kenny Smith, Houston, 4/29/95 (1st)
QTR 4	Vernon Maxwell, @ Houston, 5/31/94 (1st)
	Kenny Smith, Houston, 4/29/95 (1st)
	J.R. Smith, @ Denver, 4/17/10 (4th)

THREE-POINTERS ATTEMPTED

GAME 12	Vernon Maxwell, @ Houston, 5/31/94
HALF 8	J.R. Smith, @ Denver, 4/17/10 (2nd)
QTR 7	J.R. Smith, @ Denver, 4/17/10 (4th)

MOST THREE-POINTERS MADE, NONE MISSED

GAME 7*	Robert Horry, L.A. Lakers, 5/6/97
---------	-----------------------------------

MOST THREE-POINTERS ATTEMPTED, NONE MADE

GAME 7	Scottie Pippen, @ Chicago, 6/12/98
--------	------------------------------------

FREE THROWS MADE

GAME 21	Kobe Bryant, @ L.A. Lakers, 5/4/08
HALF 11	Isaiah Rider, @ Portland, 5/27/99 (2nd)
	Jeff Hornacek, @ Phoenix, 4/27/91 (2nd)
	Kobe Bryant, @ L.A. Lakers, 5/8/97 (2nd)
	Tracy McGrady, @ Houston, 4/23/07 (2nd)
	Yao Ming, @ Houston, 5/5/07 (2nd)
	Manu Ginobili, San Antonio, 5/28/07 (2nd)
	Kobe Bryant, @ L.A. Lakers, 5/4/08 (1st)
QTR 11	Kobe Bryant, @ L.A. Lakers, 5/8/97 (4th)
	Manu Ginobili, San Antonio, 5/28/07 (4th)

FREE THROWS ATTEMPTED

GAME 23	Kobe Bryant, @ L.A. Lakers, 5/04/08
HALF 13	David Robinson, @ San Antonio, 5/7/96 (1st)
	Yao Ming, @ Houston, 5/5/07 (2nd)
	Manu Ginobili, San Antonio, 5/28/07 (2nd)
	Kobe Bryant, @ L.A. Lakers, 5/14/08 (2nd)
QTR 13	Manu Ginobili, San Antonio, 5/28/07 (4th)

MOST FREE THROWS MADE, NONE MISSED

GAME 16	Tom Chambers, Phoenix, 5/6/90
HALF 11	Kobe Bryant, @ L.A. Lakers, 5/4/08 (1st)
QTR 9	Yao Ming, @ Houston, 5/5/07 (4th)

TOTAL REBOUNDS

GAME 24	Ralph Sampson, @ Houston, 4/19/85
HALF 16	Mark West, Phoenix, 4/29/90 (2nd)
QTR 10	Ralph Sampson, @ Houston, 4/19/85 (3rd)

OFFENSIVE REBOUNDS

GAME 11	Shawn Kemp, @ Seattle, 4/30/93
	Dennis Rodman, San Antonio, 5/5/94

DEFENSIVE REBOUNDS

GAME 15	Ralph Sampson, @ Houston, 4/19/85
	Mark West, Phoenix, 4/29/90
	Anydas Sabonis, @ Portland, 5/23/99

ASSISTS

GAME 18	Fat Lever, @ Denver, 4/30/85
HALF 11	Fat Lever, @ Denver, 4/30/85 (2nd)
QTR 7	Fat Lever, @ Denver, 4/30/85 (3rd)

STEALS

GAME 6	Clyde Drexler, @ Portland, 4/30/88
	Robert Pack, Denver, 5/17/94 (201)
	Avery Johnson, San Antonio, 5/12/96
	Gary Payton, @ Seattle, 5/3/00
	Baron Davis, @ Golden State, 5/11/07
	Baron Davis, Golden State, 5/15/07
	Derek Fisher, @ L.A. Lakers, 5/4/08
HALF 5	Gary Payton, @ Seattle, 5/22/99 (2nd)
	Baron Davis, Golden State, 5/15/07 (1st)
QTR 4	Greg Anthony, @ Portland, 5/22/99 (2nd)
	Gary Payton, @ Seattle, 5/3/00 (1st)
	Baron Davis, Golden State, 5/15/07 (1st)

BLOCKED SHOTS

GAME 8	Dikembe Mutombo, Denver, 5/12/94
HALF 6	Dikembe Mutombo, Denver, 5/12/94 (2nd)
QTR 5	Hakeem Olajuwon, Houston, 4/23/98 (3rd)

TURNOVERS

GAME 9	Tom Chambers, @ Phoenix, 5/4/90
	Carmelo Anthony, Denver, 4/25/10
HALF 6	several times, (last) Tim Duncan, San Antonio, 5/26/07 (2nd)
QTR 4	many times, (last) Carmelo Anthony, Denver, 4/25/10 (3rd)

* NBA playoff record

Ties NBA playoff record

JAZZ PLAYOFF TEAM HIGHS

POINTS

GAME	131	vs. Denver, 5/4/85
HALF	78	@ Phoenix, 5/25/91 (2nd)
QTR	45	@ Portland, 5/9/91 (4th)
OT	15	vs. L.A. Lakers, 5/11/08 (OT)

FIELD GOALS MADE

GAME	54	@ Phoenix, 4/25/91
HALF	32	vs. Denver, 4/26/84 (1st)

FIELD GOALS ATTEMPTED

GAME	102	@ Denver, 5/2/85 (OT)
non-OT	101	@ L.A. Lakers, 5/7/08
HALF	55	vs. L.A. Lakers, 5/16/08 (2nd)
QTR	30	@ Houston, 4/28/85 (1st)

FIELD GOAL PERCENTAGE

GAME	.651 (54-83)	@ Phoenix, 4/25/91
HALF	.677 (21-31)	@ Denver, 4/19/10 (1st)
QTR	.800 (16-20)	@ Denver, 5/14/94 (3rd)

THREE-POINTERS MADE

GAME	10	vs. Houston, 5/2/08 vs. L.A. Lakers, 5/8/10
HALF	7	@ Portland, 5/1/96 (2nd) vs. L.A. Lakers, 5/16/08 (2nd)
QTR	5	vs. Houston, 5/2/08 (3rd) vs. L.A. Lakers, 5/16/08 (4th)

THREE-POINTERS ATTEMPTED

GAME	24	vs. L.A. Lakers, 5/16/08
HALF	15	vs. Houston, 5/2/08 (2nd) vs. L.A. Lakers, 5/16/08 (2nd)
QTR	9	vs. Houston, 5/3/07 (3rd) vs. Houston, 5/2/08 (3rd) @ L.A. Lakers, 5/7/08 (4th) @ L.A. Lakers, 5/14/08 (4th) @ Denver, 4/17/10 (1st)

THREE-POINT PERCENTAGE

GAME	1.000 (1-1)	vs. Dallas, 4/23/86
	.833 (5-6)	vs. Portland, 4/25/96

FREE THROWS MADE

GAME	48	vs. Portland, 5/24/92
HALF	26	vs. Sacramento, 4/26/03 (2nd)
QTR	20	@ Portland, 4/30/88 (4th)

FREE THROWS ATTEMPTED

GAME	55	vs. Portland, 5/24/92
HALF	38	@ Portland, 5/9/91 (2nd)
QTR	26	vs. Sacramento, 4/26/03 (2nd)

FREE THROW PERCENTAGE

GAME	.938 (15-16)	@ L.A. Lakers, 5/8/88
HALF	1.000	six times, last @ San Antonio (6-6), 5/2/12 (1st)

MOST FREE THROWS MADE, NONE MISSED

GAME	has not occurred	
HALF	10	@ L.A. Lakers, 5/8/88 (2nd) @ San Antonio, 5/20/07 (1st)

TOTAL REBOUNDS

GAME	60	vs. Golden State, 5/9/07 (OT)
non-OT	59	vs. L.A. Clippers, 5/4/92
HALF	39	vs. Houston, 5/21/97 (1st)
QTR	22	@ San Antonio, 5/30/07 (2nd)

OFFENSIVE REBOUNDS

GAME	27	vs. Houston, 4/28/85
------	----	----------------------

DEFENSIVE REBOUNDS

GAME	45	vs. Phoenix, 4/29/84
------	----	----------------------

ASSISTS

GAME	40	@ Phoenix, 4/25/91
HALF	24	@ Phoenix, 4/25/91 (2nd)
QTR	13	@ Phoenix, 4/25/91 (3rd)

STEALS

GAME	15	vs. Seattle, 5/30/96
HALF	9	vs. Golden State, 4/25/87 (1st) @ Portland, 5/1/96 (2nd) vs. Seattle, 5/30/96 (1st) vs. L.A. Lakers, 4/25/09 (2nd)
QTR	6	@ San Antonio, 5/9/98 (2nd) vs. Seattle, 4/24/00 (4th)

BLOCKED SHOTS

GAME	14	@ L.A. Lakers, 5/8/88
HALF	10	vs. Houston, 4/26/85 (1st)
QTR	6	vs. Houston, 4/26/85 (1st) vs. Houston, 5/3/98 (4th)

PERSONAL FOULS

GAME	38	vs. Denver, 5/17/94 (20T)
non-OT	36	vs. Houston, 5/7/95 vs. Dallas, 4/24/01
HALF	21	vs. Houston, 5/7/95 (2nd) @ Chicago, 6/10/98 (2nd) @ Portland, 5/23/99 (2nd) @ Sacramento, 4/19/03 (2nd)
QTR	16	vs. Houston, 5/7/95 (4th) @ Portland, 5/23/99 (2nd)

TURNOVERS

GAME	27	@ Portland, 4/30/88
HALF	16	@ Denver, 5/7/85 (1st) @ Portland, 4/30/88 (1st) @ Golden State, 5/11/07 (1st)

JAZZ PLAYOFF TEAM LOWS

POINTS

GAME	54*	@ Chicago, 6/7/98
HALF	23#	@ Chicago, 6/7/98 (2nd)
QTR	7	@ Seattle, 5/3/00 (2nd)
OT	4	@ Denver, 5/2/85
		@ Sacramento, 5/12/99

FIELD GOALS MADE

GAME	21	@ Chicago, 6/7/98
HALF	6	@ L.A. Lakers, 5/8/97 (1st)
QTR	2	@ L.A. Lakers, 5/8/97 (1st)
		@ San Antonio, 5/9/98 (3rd)

FIELD GOALS ATTEMPTED

GAME	64	@ Portland, 4/30/88
		vs. Portland, 4/27/96
		vs. Chicago, 6/14/98
HALF	28	@ San Antonio, 5/10/98 (2nd)
		@ San Antonio, 5/30/07 (2nd)
QTR	11	vs. Portland, 5/25/99 (2nd)

FIELD GOAL PERCENTAGE

GAME	.286 (22-77)	@ San Antonio, 5/9/98
HALF	.136 (6-44)	@ L.A. Lakers, 5/8/97 (1st)
QTR	.091 (2-22)	@ L.A. Lakers, 5/8/97 (1st)

THREE-POINTERS MADE

GAME	0	16 times, (last) @ San Antonio, 5/7/12
------	---	--

THREE-POINTERS ATTEMPTED

GAME	1	@ Dallas, 4/18/86
		vs. Golden State, 4/23/87
		vs. L.A. Clippers, 4/24/92

MOST THREE-POINTERS ATTEMPTED, NONE MADE

GAME	14	vs. Houston, 4/26/08
------	----	----------------------

FREE THROWS MADE

GAME	4	@ San Antonio, 5/9/96
HALF	1	@ San Antonio, 5/7/96 (1st)
		@ San Antonio, 5/9/96 (1st)
		@ San Antonio, 5/10/98 (1st)
QTR	0	many times, (last) @ L.A. Lakers, 4/19/09 (1st)

FREE THROWS ATTEMPTED

GAME	5	@ San Antonio, 5/9/96
HALF	2	(last) vs. Chicago, 6/3/98 (2nd)
QTR	0	many times, (last) @ L.A. Lakers, 4/19/09 (1st)

FREE THROW PERCENTAGE

GAME	.500 (11-22)	vs. Seattle, 5/26/96
HALF	.400 (4-10)	vs. Phoenix, 4/29/84 (2nd)
	.400 (6-15)	vs. Seattle, 5/26/96 (1st)

TOTAL REBOUNDS

GAME	23	@ Houston, 5/25/94
HALF	10	@ L.A. Clippers, 4/28/92 (2nd)
		@ Portland, 5/9/00 (1st)
QTR	3	@ Sacramento, 5/12/99 (1st)
		@ Portland, 5/9/00 (2nd)
		@ L.A. Lakers, 4/21/09 (1st)

OFFENSIVE REBOUNDS

GAME	4	@ Portland, 5/27/99
		vs. Houston, 5/3/07
		@ Denver, 4/17/10
HALF	0	@ Golden State, 4/29/87 (1st)

DEFENSIVE REBOUNDS

GAME	15	@ Houston, 5/5/95
HALF	7	@ L.A. Clippers, 4/28/92 (2nd)
		vs. San Antonio, 5/26/07 (1st)

ASSISTS

GAME	13	@ San Antonio, 5/30/07
HALF	3	@ L.A. Lakers, 5/8/97 (1st)
		@ San Antonio, 5/30/07 (2nd)
QTR	0	@ Houston, 4/29/98 (4th)
		@ Houston, 4/21/07 (3rd)

STEALS

GAME	2	many times, (last) vs. Denver, 4/30/10
HALF	0	many times, (last) vs. San Antonio, 5/5/12 (2nd)

BLOCKED SHOTS

GAME	0	@ Chicago, 6/1/97
		@ Chicago, 6/4/97
		vs. Chicago, 6/14/98
		vs. Sacramento, 5/16/99
		@ Sacramento, 4/30/03
		@ L.A. Lakers, 4/19/09
		vs. Denver, 4/23/10
HALF	0	many times, (last) @ L.A. Lakers, 5/2/10 (2nd)

PERSONAL FOULS

GAME	14	vs. Seattle, 5/14/92
		@ Houston, 5/23/94
HALF	5	@ Seattle, 5/8/93 (2nd)
QTR	1	vs. Seattle, 4/24/00 (1st)
		@ Houston, 4/30/07 (2nd)
		vs. San Antonio, 5/28/07 (3rd)
		@ Houston, 4/29/08 (1st)
		@ L.A. Lakers, 4/21/09 (1st)

TURNOVERS

GAME	5	vs. Houston, 5/2/08
HALF	1	vs. Houston, 5/2/08 (2nd)
		vs. Denver, 4/23/10 (1st)
QTR	0	many times, (last) vs. San Antonio, 5/5/12 (4th)

* NBA playoff record # Ties NBA playoff record

OPPONENT PLAYOFF TEAM HIGHS

POINTS

GAME	140	Houston, 4/29/95
HALF	73	Denver, 4/19/84 (1st)
QTR	43	@ Denver, 5/7/85 (1st)
OT	20	@ Portland, 5/26/92

FIELD GOALS MADE

GAME	54	@ Denver, 4/30/85
HALF	30	@ Denver, 4/30/85 (1st)
QTR	18	@ L.A. Lakers, 4/21/09 (1st)

FIELD GOALS ATTEMPTED

GAME	106	@ Portland, 4/30/88
HALF	56	@ Portland, 4/30/88 (1st)
QTR	32	@ Golden State, 4/27/89 (2nd)

FIELD GOAL PERCENTAGE

GAME	.600 (51-85)	Houston, 4/29/95
	.600 (45-75)	@ L.A. Lakers, 4/21/09
HALF	.657 (23-35)	@ L.A. Lakers, 4/19/09 (1st)
QTR	.857 (18-21)	@ L.A. Lakers, 4/21/09 (1st)

THREE-POINTERS MADE

GAME	19	Houston, 4/29/95
HALF	11#	Houston, 4/29/95 (1st) @ Golden State, 5/11/07 (1st)
QTR	7	Houston, 4/27/95 (1st)

THREE-POINTERS ATTEMPTED

GAME	40	Golden State, 5/9/07 (OT)
non-OT	39	@ Golden State, 5/13/07
HALF	21	@ Golden State, 5/11/07 (1st) @ Golden State, 5/13/07 (2nd)
QTR	14	Chicago, 6/6/97 (4th)

THREE-POINT PERCENTAGE

GAME	1.000 (5-5)#	Dallas, 4/25/86
	1.000 (1-1)	@ L.A. Clippers, 4/28/92

MOST THREE-POINTERS MADE, NONE MISSED

GAME	5#	Dallas, 4/25/86
------	----	-----------------

FREE THROWS MADE

GAME	42	@ Phoenix, 5/2/90
HALF	29	@ Houston, 4/23/07 (2nd)
QTR	19	Houston, 5/7/95 (4th) San Antonio, 5/28/07 (4th)

FREE THROWS ATTEMPTED

GAME	50	@ Phoenix, 5/2/90 @ Portland, 5/22/99
HALF	33	Houston, 5/7/95 (2nd) @ Chicago, 6/10/98 (2nd)
QTR	28	Houston, 5/7/95 (4th)

FREE THROW PERCENTAGE

GAME	1.000 (10-10)	@ San Antonio, 5/2/12
HALF	1.000	seven times, last @ San Antonio (6-6), 5/2/12 (2nd)

MOST FREE THROWS MADE, NONE MISSED

GAME	10	@ San Antonio, 5/2/12
HALF	13	@ Dallas, 4/18/86 (1st)

TOTAL REBOUNDS

GAME	65	@ Houston, 4/19/85
HALF	37	@ Houston, 4/19/85 (2nd)
QTR	24	@ Houston, 4/19/8 (3rd)

OFFENSIVE REBOUNDS

GAME	26	@ Houston, 4/19/85
------	----	--------------------

DEFENSIVE REBOUNDS

GAME	44	Denver, 5/17/94 (2 OT)
non-OT	40	three times, (last) @ L.A. Lakers, 5/4/10

ASSISTS

GAME	36	@ Portland, 5/16/92
HALF	22	@ Portland, 5/16/92 (1st)
QTR	14	@ L.A. Lakers, 4/21/09 (1st)

STEALS

GAME	16	@ Portland, 4/30/88 Golden State, 5/15/07
HALF	9	seven times, (last) Denver, 4/25/10 (1st)
QTR	8	Denver, 4/25/10 (2nd)

BLOCKED SHOTS

GAME	16	Seattle, 5/14/92 Denver, 5/17/94 (2OT)
HALF	10	Seattle, 5/14/92 (1st) San Antonio, 4/30/94 (1st)
QTR	7	Seattle, 5/14/92 (2nd)

PERSONAL FOULS

GAME	39	Denver, 4/30/10
HALF	22	Sacramento, 4/26/03 (2nd)
QTR	14	Sacramento, 4/26/03 (4th)

TURNOVERS

GAME	27	Seattle, 5/24/96
HALF	16	Seattle, 5/24/96 (1st)

OPPONENT PLAYOFF TEAM LOWS

POINTS

GAME	64	Portland, 5/5/96
HALF	24	Portland, 5/5/96 (1st)
QTR	5*	Portland, 5/18/99 (4th)
OT	4	L.A. Lakers, 5/12/97
		Sacramento, 5/16/99
		Golden State, 5/9/07

FIELD GOALS MADE

GAME	21	Houston, 4/26/07
HALF	7	Portland, 5/25/99 (2nd)
QTR	2	L.A. Clippers, 5/4/92 (4th)
		@ San Antonio, 5/6/90 (2nd)
		@ San Antonio, 4/30/94 (2nd)
		L.A. Lakers, 5/16/98 (4th)
		Portland, 5/25/99 (4th)
		@ Houston, 4/21/07 (2nd)

FIELD GOALS ATTEMPTED

GAME	53	Seattle, 5/26/96
HALF	25	Seattle, 5/26/96 (2nd)
QTR	8	Houston, 5/7/95 (4th)
		@ San Antonio, 5/12/96 (2nd)

FIELD GOAL PERCENTAGE

GAME	.295 (23-78)	L.A. Lakers, 5/16/98
HALF	.220 (9-41)	L.A. Lakers, 5/4/97 (2nd)
QTR	.095 (2-21)	@ L.A. Clippers, 5/4/92 (4th)

THREE-POINTERS MADE

GAME	0	15 times, (last) @ L.A. Lakers, 5/8/97
------	---	--

THREE-POINTERS ATTEMPTED

GAME	0	Phoenix, 5/10/84
------	---	------------------

MOST THREE-POINTERS ATTEMPTED, NONE MADE

GAME	12	@ L.A. Lakers, 5/8/97
------	----	-----------------------

FREE THROWS MADE

GAME	5	Chicago, 6/8/97
HALF	1	Portland, 5/5/96 (1st)
QTR	0	many times, (last) @ San Antonio, 5/2/12 (4th)

FREE THROWS ATTEMPTED

GAME	9	Seattle, 5/6/93
HALF	2	Seattle, 5/6/93 (1st)
		Portland, 5/5/96 (1st)
QTR	0	many times, (last) @ San Antonio, 5/2/12 (4th)

FREE THROW PERCENTAGE

GAME	.417 (5-12)	Chicago, 6/8/97
HALF	.385 (5-13)	@ Portland, 4/30/88 (2nd)

TOTAL REBOUNDS

GAME	22	Chicago, 6/14/98
HALF	8	San Antonio, 5/26/07 (2nd)
QTR	2	San Antonio, 5/26/07 (3rd)

OFFENSIVE REBOUNDS

GAME	2	Seattle, 5/20/96
HALF	0	Seattle, 5/20/96 (1st)

DEFENSIVE REBOUNDS

GAME	17	@ Golden State, 5/1/87
		Chicago, 6/14/98

ASSISTS

GAME	8	@ Denver, 5/19/94
HALF	2	San Antonio, 5/28/07 (2nd)
QTR	0	Portland, 5/25/99 (4th)
		@ Houston, 5/1/98 (4th)
		L.A. Lakers, 5/16/08 (4th)
		@ L.A. Lakers, 5/2/10 (4th)

STEALS

GAME	1	@ Dallas, 4/24/01
HALF	0	Golden State, 5/3/87 (1st)
		@ Dallas, 4/24/01
		@ L.A. Lakers, 5/14/08 (2nd)
		L.A. Lakers, 5/16/08 (2nd)
		Denver, 4/23/10 (1st)

BLOCKED SHOTS

GAME	0	Seattle, 4/24/00
HALF	0	many times, (last) @ San Antonio, 4/29/12 (2nd)

PERSONAL FOULS

GAME	12	@ San Antonio, 5/9/96
HALF	5	Chicago, 6/3/98 (2nd)
		@ Sacramento, 4/19/93 (1st)

TURNOVERS

GAME	6	L.A. Lakers, 5/10/10
HALF	2	many times, (last) L.A. Lakers, 5/2/10 (1st)
QTR	0	many times, (last) Denver, 4/28/10 (4th)

* NBA playoff record

Ties NBA playoff record

JAZZ TOP INDIVIDUAL PLAYOFF PERFORMANCES

JAZZ TOP INDIVIDUAL PLAYOFF SCORING GAMES

PTS	PLAYER	FG-A	3FG-A	FT-A	OPPONENT	DATE	ROUND
50	Karl Malone	18-32	1-1	13-14	vs. Seattle	4/22/00	First Round
46	Adrian Dantley	16-27	0-0	14-14	vs. Phoenix	5/8/84	Conf. Semifinals
44	Karl Malone	11-18	0-0	22-24	@ L.A. Clippers (Anaheim)	5/3/92	First Round
42	Karl Malone	12-27	0-0	18-18	@ L.A. Lakers	5/10/97	Conf. Semifinals
41	Carlos Boozer	17-30	0-0	7-9	@ Houston	4/23/07	First Round
40	Karl Malone	10-18	0-0	20-22	@ Portland	5/9/91	Conf. Semifinals

JAZZ TOP INDIVIDUAL PLAYOFF REBOUND GAMES

REBS	PLAYER	OFF	DEF	OPPONENT	DATE	ROUND
22	Karl Malone	11	11	vs. Golden State	4/29/89	First Round
22	Carlos Boozer	5	17	vs. L.A. Lakers	4/23/09	First Round
21	Karl Malone	4	17	vs. Portland	5/11/91	Conf. Semifinals
20	Karl Malone	5	15	vs. L.A. Lakers (OT)	5/12/97	Conf. Semifinals
20	Carlos Boozer	10	10	vs. Golden State	5/7/07	Conf. Semifinals
20	Carlos Boozer	4	16	vs. L.A. Lakers	5/9/08	Conf. Semifinals
20	Carlos Boozer	2	18	Denver	4/30/10	First Round

JAZZ TOP INDIVIDUAL PLAYOFF ASSIST GAMES

ASSISTS	PLAYER	OPPONENT	DATE	ROUND
24	John Stockton	@ L.A. Lakers	5/17/88	Conf. Semifinals
23	John Stockton	vs. Portland	4/25/96	First Round
21	John Stockton	vs. L.A. Clippers	4/24/92	First Round
20	John Stockton	@ L.A. Lakers	5/21/88	Conf. Semifinals

JAZZ TOP INDIVIDUAL PLAYOFF STEAL GAMES

STEALS	PLAYER	OPPONENT	DATE	ROUND
6	John Stockton	@ Golden State	5/1/87	First Round
6	John Stockton	@ Golden State	5/2/89	First Round
6	Karl Malone	@ Portland	5/1/96	First Round

JAZZ TOP INDIVIDUAL PLAYOFF BLOCKED SHOT GAMES

BLOCKS	PLAYER	OPPONENT	DATE	ROUND
10	Mark Eaton	vs. Houston	4/26/85	First Round
9	Greg Ostertag	vs. L.A. Lakers (OT)	5/12/97	Conf. Semifinals
8	Mark Eaton	@ Houston	4/19/85	First Round

JAZZ ALL-TIME PLAYOFF TRIPLE-DOUBLES (2)

PLAYER	OPPONENT	DATE	ROUND	PTS	REBS	ASTS
Rickey Green	@ Denver	4/22/84	First Round	15	10	12
John Stockton	@ Dallas	4/28/01	First Round	12	11	10

JAZZ ALL-TIME PLAYOFF 20-20 GAMES (POINTS, REBOUNDS) (6)

PLAYER	OPPONENT	DATE	ROUND	PTS	REBS
Karl Malone	vs. Golden State	4/29/89	First Round	37	22
Karl Malone	vs. Portland	5/11/91	Conf. Semifinals	30	21
Karl Malone	vs. L.A. Lakers (OT)	5/12/97	Conf. Semifinals	32	20
Carlos Boozer	vs. L.A. Lakers	5/9/08	Conf. Semifinals	27	20
Carlos Boozer	vs. L.A. Lakers	4/23/09	First Round	23	22
Carlos Boozer	vs. Denver	4/30/10	First Round	22	20

JAZZ ALL-TIME PLAYOFF 20-20 GAMES (POINTS, ASSISTS) (2)

PLAYER	OPPONENT	DATE	ROUND	PTS	ASTS
John Stockton	@ L.A. Lakers	5/17/88	Conf. Semifinals	23	24
John Stockton	@ L.A. Lakers	5/21/88	Conf. Semifinals	29	20

MOST FIELD GOALS MADE, NONE MISSED (PLAYOFFS)

PLAYER	FG-A	OPPONENT	DATE	ROUND
Bobby Hansen	9-9	vs. Dallas	4/25/86	First Round
Howard Easley	6-6	vs. San Antonio	5/11/96	Conf. Semifinals
Greg Ostertag	6-6	@ Houston	5/29/97	West Conf. Finals
Felton Spencer	5-5	vs. Denver	5/10/94	Conf. Semifinals
Adam Keefe	5-5	@ San Antonio	5/9/96	Conf. Semifinals

MOST THREE-POINTERS MADE, NONE MISSED (PLAYOFFS)

PLAYER	3FG-A	OPPONENT	DATE	ROUND
Deron Williams	5-5	@ L.A. Lakers	5/7/08	Conf. Semifinals
Kyle Korver	5-5	vs. L.A. Lakers	5/8/10	Conf. Semifinals
Jeff Hornacek	4-4	vs. Portland	4/25/96	First Round
Jeff Hornacek	4-4	vs. Portland	4/27/96	First Round
Jeff Hornacek	4-4	@ Portland	5/1/96	First Round

MOST FREE THROWS MADE, NONE MISSED (PLAYOFFS)

PLAYER	FT	FTA	FT-A	OPPONENT	DATE	ROUND
Karl Malone	18	18	18-18	@ L.A. Lakers	5/10/97	Conf. Semifinals
Adrian Dantley	15	15	15-15	@ Denver	4/24/84	First Round
Adrian Dantley	14	14	14-14	vs. Phoenix	5/8/84	Conf. Semifinals
Adrian Dantley	13	13	13-13	@ Houston	4/28/85	First Round
Adrian Dantley	12	12	12-12	vs. Phoenix	5/2/84	Conf. Semifinals
John Stockton	12	12	12-12	vs. Houston	5/21/97	West Conf. Finals
Gordon Hayward	12	12	12-12	@ San Antonio	4/29/12	First Round

JAZZ ALL-TIME PLAYOFF SCORING GAMES OFF THE BENCH

POINTS	PLAYER	MINUTES	FG-A	3FG-A	FT-A	OPPONENT	DATE	ROUND
39	Thurl Bailey	43	15-25	0-0	9-9	vs. Portland	5/4/88	First Round
31	Thurl Bailey	43	14-23	0-0	3-6	@ Portland	4/28/88	First Round
28	Thurl Bailey	44	12-20	0-0	4-6	@ L.A. Lakers	5/17/88	Conf. Semifinals
28	Tyrone Corbin	38	11-15	0-0	6-8	@ Portland (OT)	5/26/92	Conf. Finals
27	Thurl Bailey	44	8-17	0-0	11-14	vs. Golden State	4/27/89	First Round

ALL-TIME PLAYOFF FOUR-POINT PLAYS

PLAYER	OPPONENT	DATE	ROUND
Jeff Hornacek	vs. San Antonio	5/5/98	Conf. Semifinals

POSTPONED/CANCELED/MOVED GAMES

ORIGINAL DATE	TEAMS	MAKEUP	RESULT	REASON
4/30/92	Utah @ LA Clippers	5/3/92	LAC won 115-107	First-Round Playoff Game 4 moved to Anaheim Convention Center due to rioting in Los Angeles

OPPONENT TOP INDIVIDUAL PLAYOFF PERFORMANCES

OPPONENT TOP INDIVIDUAL PLAYOFF SCORING GAMES

PTS	PLAYER	FG-A	3FG-A	FT-A	OPPONENT	DATE	ROUND
45	Michael Jordan	15-35	3-7	12-15	Chicago	6/14/98	NBA Finals
45	Hakeem Olajuwon	20-30	0-0	5-10	Houston	4/27/95	First Round
42	Carmelo Anthony	18-25	2-5	4-4	@ Denver	4/17/10	First Round
41	Hakeem Olajuwon	14-22	0-0	13-13	@ Houston	5/25/94	First Round
41	Clyde Drexler	14-22	0-0	12-15	@ Houston	5/5/95	First Round
41	Chris Mullin	16-30	1-2	8-8	Golden State	4/27/89	First Round
41	Terry Porter	12-14	4-5	13-14	@ Portland	5/19/92	Conf. Finals
40	Alex English	14-19	0-0	12-14	Denver	5/5/85	Conf. Semifinals
40	Hakeem Olajuwon	14-22	0-0	12-15	@ Houston	5/5/95	First Round
40	Tracy McGrady	13-26	2-7	12-18	Houston	5/2/08	First Round

OPPONENT TOP INDIVIDUAL PLAYOFF REBOUND GAMES

REBS	PLAYER	OFF	DEF	OPPONENT	DATE	ROUND
24	Ralph Sampson	9	15	@ Houston	4/19/85	First Round
21	Mark West	6	15	vs. Phoenix	4/29/90	First Round
20	James Donaldson	6	14	vs. Dallas	4/23/86	First Round
20	Dennis Rodman	11	9	vs. San Antonio	5/5/94	First Round

OPPONENT TOP INDIVIDUAL PLAYOFF ASSIST GAMES

ASSISTS	PLAYER	OPPONENT	DATE	ROUND
18	Fat Lever	@ Denver	4/30/85	Conf. Semifinals
16	Magic Johnson	@ L.A. Lakers	5/21/88	Conf. Semifinals
16	Tracy McGrady	@ Houston	4/30/07	First Round

OPPONENT TOP INDIVIDUAL PLAYOFF STEAL GAMES

STEALS	PLAYER	TEAM	DATE	ROUND
6	Clyde Drexler	Portland	4/30/88	First Round
6	Robert Pack	Denver (20T)	5/17/94	Conf. Semifinals
6	Avery Johnson	San Antonio	5/12/96	Conf. Semifinals
6	Gary Payton	@ Seattle	5/3/00	First Round
6	Baron Davis	@ Golden State	5/11/07	Conf. Semifinals
6	Baron Davis	Golden State	5/15/07	Conf. Semifinals
6	Derek Fisher	@ L.A. Lakers	5/4/08	Conf. Semifinals

OPPONENT TOP INDIVIDUAL PLAYOFF BLOCKED SHOT GAMES

BLOCKS	PLAYER	TEAM	DATE	ROUND
8	Dikembe Mutombo	Denver	5/12/94	Conf. Semifinals
7	Manute Bol	Golden State	4/27/89	First Round
7	Dikembe Mutombo	Denver (20T)	5/17/94	Conf. Semifinals
7	Hakeem Olajuwon	Houston	5/31/94	Conf. Finals
7	David Robinson	@ San Antonio	5/9/98	Conf. Semifinals

OPPONENT ALL-TIME PLAYOFF TRIPLE-DOUBLES (3)

PLAYER	OPPONENT	DATE	ROUND	PTS	REBS	Asts
Fat Lever	@ Denver	4/30/85	Conf. Semifinals	19	16	18
Clyde Drexler	Portland	5/12/91	Conf. Semifinals	15	11	10
Gary Payton	@ Seattle	5/3/00	First Round	35	10	11

OPPONENT ALL-TIME PLAYOFF 20-20 GAMES (POINTS, REBOUNDS) (1)

PLAYER	OPPONENT	DATE	ROUND	PTS	REBS
Ralph Sampson	@ Houston	4/19/85	First Round	26	24

MOST FIELD GOALS MADE, NONE MISSED (PLAYOFFS)

PLAYER	FG-A	OPPONENT	DATE	ROUND
Brad Davis	8-8	4/25/86	Dallas	First Round
Robert Horry	7-7	5/6/97	L.A. Lakers	Conf. Semifinals
Shane Battier	7-7	4/19/08	@ Houston	First Round
Juwan Howard	6-6	4/30/07	@ Houston	First Round
Arron Affalo	5-5	4/28/10	@ Denver	First Round

MOST THREE-POINTERS MADE, NONE MISSED (PLAYOFFS)

PLAYER	3FG-A	DATE	OPPONENT	ROUND
Robert Horry	7-7	5/6/97	L.A. Lakers	Conf. Semifinals
Brad Davis	5-5	4/25/86	Dallas	First Round
Shane Battier	4-4	4/19/08	@ Houston	First Round
Carmelo Anthony	4-4	4/25/10	Denver	First Round

MOST FREE THROWS MADE, NONE MISSED (PLAYOFFS)

PLAYER	FT-A	OPPONENT	DATE	ROUND
Tom Chambers	16-16	5/6/90	Phoenix	First Round
Bryant Stith	14-14	5/17/94	Denver (207)	Conf. Semifinals
Isaiah Rider	14-14	5/27/99	@ Portland	Conf. Semifinals
Jeff Hornacek	13-13	4/27/91	@ Phoenix	First Round
Ricky Pierce	13-13	5/10/92	@ Seattle	Conf. Semifinals
Hakeem Olajuwon	13-13	5/25/94	@ Houston	Western Conf. Finals

OPPONENT ALL-TIME PLAYOFF SCORING GAMES OFF THE BENCH

POINTS	PLAYER	MINUTES	FG-A	3FG-A	FT-A	OPPONENT	DATE	ROUND
33	Eddie Johnson	32	11-17	6-7	5-7	@ Phoenix	5/4/90	First Round
31	Eddie Johnson	28	12-17	5-8	2-2	@ Houston	5/23/97	Conf. Finals
30	Terry Teagle	29	13-20	0-0	4-5	@ Golden State	4/29/87	First Round
26	Brad Davis	22	8-8	5-5	5-7	Dallas	4/25/86	First Round
26	Eddie Johnson	30	10-15	0-1	6-7	Seattle	5/8/92	Conf. Semifinals
26	Eddie Johnson	29	9-22	2-7	6-6	Seattle	5/14/92	Conf. Semifinals

OPPONENT ALL-TIME PLAYOFF FOUR-POINT PLAYS

PLAYER	OPPONENT	DATE	ROUND
Dirk Nowitzki	Dallas	4/24/01	First Round
Eric "Sleepy" Floyd	Golden State	4/23/87	First Round

TWO 40-POINT SCORERS, SAME GAME

PLAYER	DATE	TEAM	ROUND
Clyde Drexler (41), Hakeem Olajuwon (40)	5/5/95	@ Houston	First Round

THREE 30-POINT SCORERS, SAME GAME (OPPONENT)

PLAYER	DATE	TEAM	ROUND
Dan Issel (33), Kiki Vandeweghe (32), Alex English (31)	4/19/84	Denver	First Round

STREAKS

	SERIES	GAME	LAST JAZZ WIN	LAST JAZZ LOSS
Overall	Lost 2	Lost 4	4/30/10 vs. Denver (112-104)	5/7/12 vs. San Antonio (81-87)
Home		Lost 2	4/30/10 vs. Denver (112-104)	5/7/12 vs. San Antonio (81-87)
Road		Lost 3	4/19/10 @Denver (114-111)	5/2/12 vs. San Antonio (83-114)

Biggest Jazz Win

Home:	38 vs. Portland (102-64), 5/5/96
Road:	39 @Phoenix (129-90), 4/25/91

Biggest Jazz Loss

19 vs. Portland (84-103), 5/11/00
42 @Chicago (54-96), 6/7/98

Jazz Series Sweeps:	2 (L.A. Clippers-1997, L.A. Lakers-1998)	Jazz Series Swept:	3 (Golden State-1989, L.A. Lakers-2010) San Antonio-2012)
---------------------	--	--------------------	--

Most Consecutive Series Won:	3 (2), (1997, 1998)	Most Consecutive Series Lost:	4 (2000-2003)
Longest Winning Streak:	7 (5/10/98-6/3/98)	Longest Losing Streak:	8 (5/2/10-present)
Longest Home Win Streak:	11 (5/30/96-6/8/97)	Longest Home Losing Streak:	4 (5/8/10-present)
Longest Road Win Streak:	3 (5/10/98-5/24/98)	Longest Road Losing Streak:	11 (5/22/99-4/20/02)

Largest Home Crowd:	19,911 - 90 times, last vs. San Antonio, 5/7/12	Largest Road Crowd:	34,215 @ San Antonio, 5/14/96
Smallest Home Crowd:	10,255 vs. Denver, 4/17/84	Smallest Road Crowd:	7,148 @L.A. Clippers (Anaheim), 5/3/92
Most Consecutive Home Sellouts:	73 (5/4/88-5/25/99)		

NBA



2014-15 STANDINGS

EASTERN CONFERENCE

ATLANTIC DIVISION

TEAMS	W	L	PCT	GB	HOME	ROAD	CONF	DIV	PF	PA	DIFF
Toronto (4)	49	33	.598	-	27-14	22-19	33-19	11-5	104.0	100.9	+3.1
Boston (7)	40	42	.488	9	21-20	19-22	28-24	12-4	101.4	101.2	+0.2
Brooklyn (8)	38	44	.463	11	19-22	19-22	24-28	10-6	98.0	100.9	-2.9
Philadelphia	18	64	.220	31	12-29	6-35	12-40	2-14	92.0	101.0	-9.0
New York	17	65	.207	32	10-31	7-34	11-41	5-11	91.9	101.2	-9.3

CENTRAL DIVISION

TEAM	W	L	PCT	GB	HOME	ROAD	CONF	DIV	PF	PA	DIFF
Cleveland (2)	53	29	.646	-	31-10	22-19	35-17	11-5	103.1	98.7	+4.4
Chicago (3)	50	32	.610	3	27-14	23-18	33-19	8-8	100.8	97.8	+3.0
Milwaukee (6)	41	41	.500	12	23-18	18-23	30-22	7-9	97.8	97.4	+0.4
Indiana	38	44	.463	15	23-18	15-26	28-24	8-8	97.3	97.0	+0.3
Detroit	32	50	.390	21	18-23	14-27	23-29	6-10	98.5	99.5	-1.0

SOUTHEAST DIVISION

TEAM	W	L	PCT	GB	HOME	ROAD	CONF	DIV	PF	PA	DIFF
Atlanta (1)	60	22	.732	-	35-6	25-16	38-14	12-4	102.5	97.1	+5.4
Washington (5)	46	36	.561	14	29-12	17-24	30-22	10-6	98.5	97.8	+0.7
Miami	37	45	.451	23	20-21	17-24	25-27	6-10	94.7	97.3	-2.6
Charlotte	33	49	.402	27	19-22	14-27	25-27	8-8	94.2	97.3	-3.1
Orlando	25	57	.305	35	13-28	12-29	15-37	4-12	95.7	101.4	-5.7

WESTERN CONFERENCE

NORTHWEST DIVISION

TEAM	W	L	PCT	GB	HOME	ROAD	CONF	DIV	PF	PA	DIFF
Portland (4)	51	31	.622	-	32-9	19-22	31-21	11-5	102.8	98.6	+4.2
Oklahoma City	45	37	.549	6	29-12	16-25	25-27	10-6	104.0	101.8	+2.2
Utah	38	44	.463	13	21-20	17-24	23-29	9-7	95.1	94.9	+0.2
Denver	30	52	.366	21	19-22	11-30	19-33	6-10	101.5	105.0	-3.5
Minnesota	16	66	.195	35	9-32	7-34	7-45	4-12	97.8	106.5	-8.7

PACIFIC DIVISION

TEAM	W	L	PCT	GB	HOME	ROAD	CONF	DIV	PF	PA	DIFF
Golden State (1)	67	15	.817	-	39-2	28-13	42-10	13-3	110.0	99.9	+10.1
L.A. Clippers (3)	56	26	.683	11	30-11	26-15	37-15	12-4	106.7	100.1	+6.6
Phoenix	39	43	.476	28	22-19	17-24	21-31	6-10	102.4	103.3	-0.9
Sacramento	29	53	.354	38	18-23	11-30	18-34	7-9	101.3	105.0	-3.7
L.A. Lakers	21	61	.256	46	12-29	9-32	9-43	2-14	98.5	105.3	-6.8

SOUTHWEST DIVISION

TEAM	W	L	PCT	GB	HOME	ROAD	CONF	DIV	PF	PA	DIFF
Houston (2)	56	26	.683	-	30-11	26-15	33-19	8-8	103.9	100.5	+3.4
Memphis (5)	55	27	.671	1	31-10	24-17	35-17	9-7	98.3	95.1	+3.2
San Antonio (6)	55	27	.671	1	33-8	22-19	32-20	8-8	103.2	97.0	+6.2
Dallas (7)	50	32	.610	6	27-14	23-18	29-23	7-9	105.2	102.3	+2.9
New Orleans (8)	45	37	.549	11	28-13	17-24	29-23	8-8	99.4	98.6	+0.8

(qualified for 2015 NBA Playoffs)

2015 NBA PLAYOFF RESULTS

NBA FINALS

#1W Golden State def. #2E Cleveland, 4-2

CONFERENCE FINALS

West

#1 Golden State def. #2 Houston, 4-1

East

#2 Cleveland def. #1 Atlanta, 4-0

CONFERENCE SEMIFINALS

#1 Golden State def. #5 Memphis 4-2

#1 Atlanta def. #5 Washington, 4-2

#2 Houston def. #3 L.A. Clippers, 4-3

#2 Cleveland def. #3 Chicago, 4-2

FIRST ROUND

#1 Golden State def. #8 New Orleans, 4-0

#1 Atlanta def. #8 Brooklyn, 4-2

#5 Memphis def. #4 Portland 4-1

#5 Washington def. #4 Toronto, 4-0

#3 L.A. Clippers def. #6 San Antonio, 4-3

#3 Chicago def. #6 Milwaukee, 4-2

#2 Houston def. #7 Dallas 4-1

#2 Cleveland def. #7 Boston, 4-0

2014-15 NBA STATISTICAL LEADERS

SCORING AVERAGE

	G	FG	FT	PTS	AVG
Russell Westbrook (OKC)	67	627	546	1886	28.1
James Harden (HOU)	81	647	715	2217	27.4
LeBron James (CLE)	69	624	375	1743	25.3
Anthony Davis (NO)	68	642	371	1656	24.4
DeMarcus Cousins (SAC)	59	498	423	1421	24.1
Stephen Curry (GS)	80	653	308	1900	23.8
LaMarcus Aldridge (POR)	71	659	306	1661	23.4
Blake Griffin (LAC)	67	574	311	1469	21.9
Kyrie Irving (CLE)	75	578	315	1628	21.7
Klay Thompson (GS)	77	602	225	1668	21.7
Dwyane Wade (MIA)	62	509	284	1331	21.5
Rudy Gay (SAC)	68	508	337	1432	21.1
Damian Lillard (POR)	82	590	344	1720	21.0
DeMar DeRozan (TOR)	60	409	361	1204	20.1
Jimmy Butler (CHI)	65	421	386	1301	20.0
Nikola Vucevic (ORL)	74	631	164	1428	19.3
Gordon Hayward (UTA)	76	484	375	1463	19.3
Chris Paul (LAC)	82	568	289	1564	19.1
Monta Ellis (DAL)	80	602	228	1513	18.9
Pau Gasol (CHI)	78	570	294	1446	18.5

REBOUNDS PER GAME

	G	OFF	DEF	TOT	AVG
DeAndre Jordan (LAC)	82	397	829	1226	15.0
Andre Drummond (DET)	82	437	667	1104	13.5
DeMarcus Cousins (SAC)	59	185	562	747	12.7
Pau Gasol (CHI)	78	220	699	919	11.8
Tyson Chandler (DAL)	75	294	570	864	11.5
Nikola Vucevic (ORL)	74	238	572	810	10.9
Zach Randolph (MEM)	71	225	522	747	10.5
Anthony Davis (NO)	68	173	523	696	10.2
LaMarcus Aldridge (POR)	71	177	549	726	10.2
Greg Monroe (DET)	69	229	475	704	10.2
Omer Asik (NO)	76	244	504	748	9.8
Kevin Love (CLE)	75	142	589	731	9.7
Joakim Noah (CHI)	67	219	427	646	9.6
Rudy Gobert (UTA)	82	265	510	775	9.5
Tim Duncan (SA)	77	170	534	704	9.1
Enes Kanter (UTA/OKC)	75	277	394	671	8.9
Kenneth Faried (DEN)	75	242	426	668	8.9
Marcin Gortat (WAS)	82	180	537	717	8.7
Jonas Valanciunas (TOR)	80	215	478	693	8.7
Al Jefferson (CHA)	65	99	449	548	8.4

ASSISTS PER GAME

	G	AST	AVG
Chris Paul (LAC)	82	838	10.2
John Wall (WAS)	79	792	10.0
Ty Lawson (DEN)	75	720	9.6
Russell Westbrook (OKC)	67	574	8.6
Rajon Rondo (BOS/DAL)	68	538	7.9
Stephen Curry (GS)	80	619	7.7
LeBron James (CLE)	69	511	7.4
Jeff Teague (ATL)	73	513	7.0
James Harden (HOU)	81	565	7.0
Kyle Lowry (TOR)	70	473	6.8
Michael Carter-Williams (PHI/MIL)	66	442	6.7
Tyrese Evans (NO)	79	521	6.6
Deron Williams (BRK)	68	448	6.6
Elfrid Payton (ORL)	82	533	6.5
Mo Williams (MIN/CHA)	68	424	6.2
Damian Lillard (POR)	82	507	6.2
Eric Bledsoe (PHX)	81	493	6.1
Reggie Jackson (OKC/DET)	77	462	6.0
Evan Turner (BOS)	82	449	5.5
Mike Conley (MEM)	70	375	5.4

FIELD GOAL PCT.

	FG	FGA	PCT
DeAndre Jordan (LAC)	379	534	.710
Jonas Valanciunas (TOR)	373	652	.572
Marcin Gortat (WAS)	439	775	.566
Timofey Mozgov (DEN/CLE)	314	566	.555
Tyler Zeller (BOS)	340	619	.549
Al Horford (ATL)	519	965	.538
Anthony Davis (NO)	642v	1199	.535
Derrick Favors (UTA)	482	918	.525
Nikola Vucevic (ORL)	631	1206	.523
Enes Kanter (UTA/OKC)	482	928	.519

3-PT FIELD GOAL PCT.

	3FG	3GA	PCT
Kyle Korver (ATL)	221	449	.492
Eric Gordon (NO)	141	315	.448
Stephen Curry (GS)	286	646	.443
Klay Thompson (GS)	239	545	.439
J.J. Redick (LAC)	200	458	.437
Anthony Morrow (OKC)	141	325	.434
Danny Green (SA)	191	457	.418
Kyrie Irving (CLE)	157	378	.415
Bradley Beal (WAS)	106	259	.409
Mike Dunleavy (CHI)	107	263	.407

FREE THROW PCT.

	FT	FTA	PCT
Stephen Curry (GS)	308	337	.914
Jodie Meeks (DET)	145	160	.906
J.J. Redick (LAC)	183	203	.901
Jamal Crawford (LAC)	227	252	.901
Chris Paul (LAC)	289	321	.900
Danilo Gallinari (DEN)	171	191	.895
Nick Young (LAL)	132	148	.892
Dirk Nowitzki (DAL)	255	289	.882
Jarrett Jack (BRK)	200	227	.881
Kevin Martin (MIN)	170	193	.881

STEALS PER GAME

	G	STL	AVG
Kawhi Leonard (SA)	64	148	2.31
Russell Westbrook (OKC)	67	140	2.09
Tony Allen (MEM)	63	129	2.05
Stephen Curry (GS)	80	163	2.04
Chris Paul (LAC)	82	156	1.90
James Harden (HOU)	81	154	1.90
Trevor Ariza (HOU)	82	152	1.85
Monta Ellis (DAL)	80	148	1.85
Pau Gasol (CHI)	73	130	1.78
Nerlens Noel (PHI)	75	133	1.77

BLOCKS PER GAME

	G	BLK	AVG
Anthony Davis (NO)	68	200	2.94
Serge Ibaka (OKC)	64	155	2.42
Rudy Gobert (UTA)	82	189	2.30
DeAndre Jordan (LAC)	82	183	2.23
Jon Henson (MIL)	67	135	2.01
Tim Duncan (SA)	77	151	1.96
Nerlens Noel (PHI)	75	142	1.89
Pau Gasol (CHI)	78	147	1.88
Andre Drummond (DET)	82	153	1.87
Brook Lopez (BRK)	72	126	1.75

MINUTES PER GAME

	G	MIN	AVG
Jimmy Butler (CHI)	65	2513	38.7
James Harden (HOU)	81	2981	36.8
Kyrie Irving (CLE)	75	2730	36.4
Anthony Wiggins (MIN)	82	2969	36.2
LeBron James (CLE)	69	2493	36.1
Anthony Davis (NO)	68	2455	36.1
John Wall (WAS)	79	2837	35.9
Victor Oladipo (ORL)	72	2573	35.7
Trevor Ariza (HOU)	82	2930	35.7
Damian Lillard (POR)	82	2925	35.7

ASSISTS PER TURNOVER

	AST	TO	RATIO
Chris Paul (LAC)	838	190	4.41
Ty Lawson (DEN)	720	185	3.89
J.J. Barrea (UTA)	263	70	3.76
Matthew Dellavedova (CLE)	204	61	3.34
George Hill (IND)	220	69	3.19
Kemba Walker (CHA)	318	100	3.18
Brandon Jennings (DET)	272	90	3.02
Jrue Holiday (NO)	274	91	3.01
Deron Williams (BRK)	448	154	2.91
Devin Harris (DAL)	237	85	2.79
Steve Blake (POR)	288	104	2.77
Kyle Lowry (TOR)	473	173	2.73
Andre Miller (WAS/SAC)	284	104	2.73
Shane Larkin (NY)	226	83	2.72
Trey Burke (UTA)	328	124	2.65
Elfrid Payton (ORL)	533	203	2.63
John Wall (WAS)	792	304	2.61
Andre Igoudala (GS)	228	88	2.59
Nicolas Batum (POR)	341	132	2.58
Norris Cole (MIA/NO)	255	99	2.58

STEALS PER TURNOVER

	STL	TO	RATIO
Kawhi Leonard (SA)	148	97	1.53
Tony Allen (MEM)	129	86	1.50
DeMarre Carroll (ATL)	94	75	1.25
Jimmy Butler (CHI)	114	93	1.23
Shane Larkin (NY)	93	83	1.12
P.J. Tucker (PHX)	107	96	1.11
Marcus Smart (BOS)	99	90	1.10
Danny Green (SA)	101	93	1.09
Khrist Middleton (MIL)	122	113	1.08
Trevor Ariza (HOU)	152	141	1.08
Thaddeus Young (MIN/BRK)	124	117	1.06
Anthony Davis (NO)	100	95	1.05
Andre Igoudala (GS)	89	88	1.01
Kentavious Caldwell-Pope (DET)	93	94	0.99
Draymond Green (GS)	123	133	0.92
Devin Harris (DAL)	78	85	0.92
Nerlens Noel (PHI)	133	146	0.91
Kemba Walker (CHA)	89	100	0.89
Lou Williams (TOR)	88	101	0.87
Corey Brewer (MIN/HOU)	114	131	0.87

PLAYER/COACH

Most Valuable Player	Stephen Curry (GS)
Defensive Player of the Year	Kawhi Leonard (SA)
Executive of the Year	Bob Myers (GS)
Coach of the Year	Mike Budenholzer (ATL)
Rookie of the Year	Andrew Wiggins (MIN)
Sixth Man of the Year	Lou Williams (TOR)
Most Improved Player	Jimmy Butler (CHI)
Sportsmanship	Kyle Korver (ATL)
J. Walter Kennedy Citizenship Award	Joakim Noah (CHI)
Twyman-Stokes Teammate of the Year Award	Tim Duncan (SA)
Season-Long Community Assist Award	Russell Westbrook (OKC)
All-Star Game MVP	Russell Westbrook (OKC)
Bill Russell NBA Finals MVP	Andre Iguodala (GS)

ALL-NBA TEAMS

FIRST TEAM

F - LeBron James (CLE)
F - Anthony Davis (NOP)
C - Marc Gasol (MEM)
G - James Harden (HOU)
G - Stephen Curry (GS)

SECOND TEAM

F - LaMarcus Aldridge (POR)
F - DeMarcus Cousins (SAC)
C - Pau Gasol (CHI)
G - Russell Westbrook (OKC)
G - Chris Paul (LAC)

THIRD TEAM

F - Tim Duncan (SA)
F - Blake Griffin (LAC)
C - DeAndre Jordan (LAC)
G - Klay Thompson (GS)
G - Kyrie Irving (CLE)

ALL-DEFENSIVE TEAMS

FIRST TEAM

F - Kawhi Leonard (SA)
F - Draymond Green (GS)
C - DeAndre Jordan (LAC)
G - Tony Allen (MEM)
G - Chris Paul (LAC)

SECOND TEAM

F - Tim Duncan (SA)
F - Anthony Davis (NOP)
C - Andrew Bogut (GS)
G - Jimmy Butler (CHI)
G - John Wall (WAS)

ALL-ROOKIE TEAMS

FIRST TEAM

Andrew Wiggins (MIN)
Nikola Mirotic (CHI)
Nerlens Noel (PHI)
Elfrid Payton (ORL)
Jordan Clarkson (LAL)

SECOND TEAM

Marcus Smart (BOS)
Zach LaVine (MIN)
Bojan Bogdanovic (BKN)
Jusuf Nurkic (DEN)
Langston Galloway (NYK)

COACHES OF THE MONTH (EAST/WEST)

October/November..... Dwane Casey (TOR)/Dave Joergel (MEM)
December.....Mike Budenholzer (ATL)/Terry Stotts (POR)
January..... Mike Budenholzer (ATL)/Steve Kerr (GS)
February..... Frank Vogel (IND)/Scott Brooks (OKC)
March..... David Blatt (CLE)/Steve Kerr (GS)
April.....Brad Stevens (BOS)/Doc Rivers (LAC)

ROOKIES OF THE MONTH (EAST/WEST)

October/November	Jabari Parker (MIL)/Andrew Wiggins (MIN)
December	Nikola Mirotic (CHI)/Andrew Wiggins (MIN)
January	Elfrid Payton (ORL)/Andrew Wiggins (MIN)
February	Marcus Smart (BOS)/Andrew Wiggins (MIN)
March	Nikola Mirotic (CHI)/Jordan Clarkson (LAL)
April	Bojan Bogdanovic (BKN)/ Rodney Hood (UTA)

PLAYERS OF THE MONTH (EAST/WEST)

October/November	Jimmy Butler (CHI)/Stephen Curry (GS)
December	Kyle Lowry (TOR)/James Harden (HOU)
January	Kyle Korver (ATL), DeMarre Carroll (ATL), Al Horford (ATL), Jeff Teague (ATL), Paul Millsap (ATL)/James Harden (HOU)
February	LeBron James (CLE)/Russell Westbrook (OKC)
March	LeBron James (CLE)/Russell Westbrook (OKC)
April	DeMar DeRozan (TOR)/Russell Westbrook (OKC)

COMMUNITY ASSIST AWARD

October	Russell Westbrook (OKC)
November	Klay Thompson (GS)
December	Ben McLemore (SAC)
January	Anthony Davis (NOP)
February	Joakim Noah (CHI)
March	Tobias Harris (ORL)
April	Chris Paul (LAC)

NBA DIRECTORY



NEW YORK

Olympic Tower
645 Fifth Avenue
New York, NY 10022
Telephone: (212) 407-8000
Fax: (212) 832-3861

NEW JERSEY

100 Plaza Drive
Secaucus, NJ 07094
Telephone: (201) 865-1500
Fax: (201) 974-5973

INTERNATIONAL OFFICES

EUROPE

HEADQUARTERS - NBA EMEA

Endeavour House
189 Shaftesbury Avenue
London, United Kingdom WC2H 8JR
Telephone: +44-20-7420-8900

SPAIN

pq. Empresarial 'La Finca'
Edif. 17A, 1a
Pozuelo de Alarcon
Madrid, Spain
Telephone: 011-34-911-517-101
Fax: +34-911-517-120

AFRICA

6th Floor World Trade Center, Cnr West
Road South and Lower Road
Morningside 2196
Johannesburg, South Africa
Telephone: +27-87-940-1333
Fax: +27-86-726-6351

INDIA

Tower 1, 10th Floor
Indiabulls Finance Center
Senapati Bapat Marg Mumbai
Maharashtra 400013
Telephone: +91-22-6124-6100

LATIN AMERICA

BRAZIL

Av Borges de Medeiros, 633
Sala 303 - Leblon
Rio de Janeiro, RJ, Brazil 22430-041
Telephone: +55-21-3206-6400
Fax: +55-21-2586-6001

MEXICO

Av Santa Fe 94, Torre A Piso 8,
Colonia Zedec Santa Fe
Mexico DF Mexico 01210
Telephone: +52-55-88511159
Fax: +52-55-88511111

CANADA

50 Bay Street, Suite 1402
Toronto, Ontario
Canada M5J 3A5
Telephone: 416-364-2030
Fax: (416) 364-0205

ASIA/PACIFIC

HONG KONG

Room 3101, The Lee Gardens
33 Hysan Avenue
Causeway Bay, Hong Kong
Telephone: +852-2843-9600
Fax: +852-2536-4808

TAIWAN

Suite 1303, No. 88, Section 2
Chung Hsiao East Road
Taipei, Taiwan ROC 100
Telephone: +886-2-2397-8000
Fax: +886-2-2358-1098

KOREA

21/F Seoul Finance Center
136 Sejong-Daero, Jung-Gu
Seoul, Korea 100-768
Telephone: +822-3782-6835
Fax: +822-3782-4555

CHINA—BEIJING

19th Floor, Office Tower 2,
China Central Place
No. 79 Jianguo Road,
Chaoyang District
Beijing, China 100025
Telephone: +86-10-5200-8200
Fax: +86-10-5200-8202

CHINA—SHANGHAI

Unit 2703-08, 27/F,
Tower, 2, Plaza 66
1366 Nanjing West Road
Shanghai 200040, China
Telephone: 011-86-21-6137-2200
Fax: 011-86-21-6288-9920



NBA DEVELOPMENT LEAGUE OFFICE

Olympic Tower, 645 5th Avenue; New York, NY 10022
Media Relations Contact: Joanna Shapiro (jshapiro@nba.com)

AUSTIN TOROS

13581 Pond Springs Road,
Suite 108;
Austin, TX 78729
(512) 236-8333
www.austinspurs.com
Arena: Cedar Park Center
Media Relations Contact:
Perri Travillion
(ptravillion@austintoros.com)
NBA Affiliation: San Antonio

BAKERSFIELD JAM

1400 Norris Road;
Bakersfield, CA 93308
(661) 615-6550
www.bakersfieldjam.com
Arena: Dignity Health Event Center
Media Relations Contact:
William Aquije
(william@bakersfieldjam.com)
NBA Affiliation: Phoenix

CANTON CHARGE

1101 Market Avenue North;
Canton, OH 44702
(866) 444-1944
www.cantoncharge.com
Arena: Canton Memorial
Civic Center
Media Relations Contact:
Sean Wyatt
(swyatt@cantoncharge.com)
NBA Affiliation: Cleveland

DELAWARE 87ERS

300 Martin Luther King Blvd,
Suite 200; Wilmington, DE 19801
(302) 504-7587
www.sevens.com
Arena: Bob Carpenter Center
Media Relations Contact:
Andrew Dzurita
(andrewdzurita@sevens.com)
NBA Affiliation: Philadelphia

ERIE BAYHAWKS

110 East 8th Street;
Erie, PA 16501
(814) 790-5600
www.nbaerie.com
Arena: Erie Insurance Arena
Media Relations Contact:
Iris Rayburn
(iris.rayburn@nbaerie.com)
NBA Affiliation: Orlando

FORT WAYNE MAD ANTS

1910 St. Joe Center Rd, Suite 61;
Fort Wayne, IN 46825
(260) 469-4667
www.fortwaynehoops.com
Arena:
Allen County War Memorial Coliseum
Media Relations Contact:
Kara Stevenson
(kara@fortwaynehoops.com)
NBA Affiliation: Indiana

GRAND RAPIDS DRIVE

40 Monroe Center NW, Ste. 11;
Grand Rapids, MI 49503
(844) 473-7483
www.nbagrandrapids.com
Arena: The DeltaPlex
Media Relations Contact:
Sarah Parfet-Jbara
(spj@ssjgroupinc.com)
NBA Affiliation: Detroit

IDAHO STAMPEDE

233 South Capitol Blvd.,
Suite 100; Boise, ID 83702
(208) 388-4667
www.idahostampede.com
Arena: CenturyLink Arena
Media Relations Contact:
Aubrie Warkentien
(aubrie@idahostampede.com)
NBA Affiliation: Utah

IOWA ENERGY

730 3rd Street;
Des Moines, Iowa 50309
(515) 564-8550
www.iowanba.com
Arena: Wells Fargo Arena
Media Relations Contact:
Mike Leighton
(mleighton@iowanba.com)
NBA Affiliation: Memphis

LOS ANGELES

D-FENDERS
555 North Nash Street;
El Segundo, CA 90245
(310) 426-6000
www.d-fenders.com
Arena: Toyota Sports Center
Media Relations Contact:
Will Patterson
(wpatterson@d-fenders.com)
NBA Affiliation:
Los Angeles Lakers

MAINE RED CLAWS

413 Congress Street;
Portland, ME 04101
(207) 210-6655
www.maineredclaws.com
Arena:
Portland Exposition Building
Media Relations Contact:
Evans Boston
(eboston@maineredclaws.com)
NBA Affiliation: Boston

OKLAHOMA CITY BLUE

208 Thunder Drive;
Oklahoma City, OK 73102
(918) 208-4800
www.oklahomacityblue.com
Arena: Cox Convention Center
Media Relations Contact:
Ben Coldagelli
(bcoldagelli@thunder-nba.com)
NBA Affiliation: Oklahoma City

RAPTORS 905

5600 Rose Cherry Place;
Mississauga, ON L4Z4B6
(416) 815-5423
www.raptors905.com
Arena: Hershey Centre
Media Relations Contact: TBD
NBA Affiliation: Toronto

RENO BIGHORNS

50 West Liberty Street, Suite 201;
Reno, NV 89501
(775) 853-8200
www.renobighorns.com
Arena: Reno Events Center
Media Relations Contact:
Kyle Jones
(kjones@renobighorns.com)
NBA Affiliation: Sacramento

RIO GRANDE VALLEY VIPERS

4500 North 10th Street,
Suite 315; McAllen, TX 78504
(956) 972-1144
www.rgvipers.com
Arena: State Farm Arena
Media Relations Contact:
Rebecca Sweat
(rsweat@rgvipers.com)
NBA Affiliation: Houston

SANTA CRUZ WARRIORS

903 Pacific Avenue, Suite 101;
Santa Cruz, CA 95060
(831) 731-4396
www.santacruzbasketball.com
Arena: Kaiser Permanente Arena
Media Relations Contact:
Gina Antoniello
(gantonliello@santacruzbasketball.com)
NBA Affiliation: Golden State

SIoux FALLS SKYFORCE

2131 South Minnesota Ave;
Sioux Falls, SD 57105
(605) 332-0605
www.skyforceonline.com
Arena: Sanford Pentagon
Media Relations Contact:
Darren Feeney
(darenskyforceonline.com)
NBA Affiliation: Miami

TEXAS LEGENDS

2601 Avenue of the Stars,
Suite 300; Frisco, TX 75034
(214) 469-0822
www.texalegends.com
Arena: Dr. Pepper Arena
Media Relations Contact:
Britney Wynn
(bwyenn@texalegends.com)
NBA Affiliation: Dallas

WESTCHESTER KNICKS

198 Central Avenue,
White Plains, NY 10606
(914) 559-6888
www.westchesterknicks.com
Arena: Westchester County Center
Media Relations Contact:
Katie Hatch
(Katie.hatch@msg.com)
NBA Affiliation: New York

ABOUT THE NBA DEVELOPMENT LEAGUE

The NBA Development League is the NBA's official minor league, preparing players, coaches, officials, trainers, and front-office staff for the NBA while acting as the league's research and development laboratory. Featuring 19 teams with affiliations with NBA franchise for the 2015-16 season, the league offers elite professional basketball at an affordable price in a fun, family-friendly atmosphere. An all-time high 38 percent of all NBA players at the end of the 2014-15 season boasted NBA D-League experience. In fostering the league's connection to the community, its teams, players and staff promote health and wellness, support local needs and interests, and assist in educational development through NBA D-League Cares programs. Fans can watch all NBA D-League games on nbadleague.com

2015-16 NBA OFFICIATING STAFF/KEY DATES

6	Brown, Tony	25	Brothers, Tony	46	Taylor, Ben	72	Orr, J.T.
7	Holtkamp, Lauren	26	Fraher, Pat	47	Adams, Bennie	73	Maddox, Tre
8	Davis, Marc	28	Zarba, Zach	48	Foster, Scott	74	Blair, Curtis
9	Stafford, Derrick	29	Lindsay, Mark	49	Washington, Tom	76	Anderson, Steve
10	Garretson, Ron	30	Goble, John	52	Twardoski, Scott	77	Lane, Karl
11	Collins, Derrick	31	Wall, Scott	54	Buchert, Nick	79	Scott, Kevin
12	Palmer, Violet	32	Rush, Eddie F.	55	Kennedy, Bill		
13	McCutchen, Monty	33	Corbin, Sean	56	Ayotte, Mark		
14	Malloy, Ed	34	Cutler, Kevin	58	Tiven, Josh		
15	Salvatore, Bennett	35	Fitzgerald, Kane	59	Zielinski, Gary		
16	Guthrie, David	36	Jones, David	60	Williams, James		
17	Crawford, Joe	37	Dalen, Eric	61	Kirkland, Courtney		
18	Boland, Matt	38	Smith, Michael	63	Richardson, Derek		
19	Capers, James	40	Wood, Leon	64	VanDuyne, Justin		
20	Richardson, Leroy	41	Mauer, Ken	65	Wright, Sean		
21	Taylor, Dedric	42	Lewis, Eric	66	Workman, Haywoode		
22	Spooner, Bill	43	Crawford, Dan	68	Kogut, Marat		
23	Phillips, Jason	44	Roe, Eli	70	Barnaky, Brent		
24	Callahan, Mike	45	Forte, Brian	71	Mott, Rodney		

Non-Staff Officials:

39	Kissinger, Kipp
50	Wooten, Jeff
51	Ervin, Mitchell
53	Petraitis, Gediminas
62	Hudson, Don
67	Nansel, Brett
75	Washington, CJ
78	Ford, Tyler

2015-16 NBA KEY DATES

September 10-12	Naismith Memorial Basketball Hall of Fame Enshrinement (Springfield, MA)
September 25	First allowable date for players participating in preseason NBA Global Games to report to their teams (no earlier than 11 a.m. local time)
September 26	Training Camps open for all teams participating in preseason NBA Global Games
September 28	First allowable date for all other players to report to their teams (no earlier than 11 a.m. local time)
September 29	Training Camps open for all other teams
October 4	NBA Canada Series 2015, L.A. Clippers vs. Toronto Raptors (Vancouver)
October 6	NBA Global Games 2015, Olimpia Milano vs. Boston Celtics (Milan, Italy)
October 8	NBA Global Games 2015, Real Madrid vs. Boston Celtics (Madrid, Spain)
October 10	NBA Canada Series 2015, Chicago Bulls vs. Minnesota Timberwolves (Winnipeg)
October 11	NBA Global Games 2015, Charlotte Hornets vs. L.A. Clippers (Shenzhen, China)
October 14	NBA Global Games 2015, Charlotte Hornets vs. L.A. Clippers (Shanghai, China)
	NBA Canada Series 2015, Minnesota Timberwolves vs. Toronto Raptors (Ottawa)
October 17	NBA Global Games 2015, Flamengo vs. Orlando Magic (Rio de Janeiro, Brazil)
October 23	NBA Canada Series 2015, Toronto Raptors vs. Washington Wizards (Montreal)
October 23	NBA Preseason ends
October 26	Rosters set for NBA Opening Day
October 27	Start of the 2015-16 NBA Regular Season (NBA Tip-Off 2015)
December 3	NBA Global Games 2015, Boston Celtics vs. Sacramento Kings (Mexico City)
January 5	10-day contracts may now be signed
January 10	All contracts are guaranteed for the remainder of the season
January 14	NBA Global Games 2016, Orlando Magic vs. Toronto Raptors (London)
February 12-14	NBA All-Star 2016 (Toronto, Canada)
February 18	Trade deadline, 3 p.m. ET
March 1	Playoff Eligibility Waiver Deadline
April 13 - 16	Portsmouth Invitational Tournament (Portsmouth, VA)
April 13	Regular Season ends
April 15	Rosters set for NBA Playoffs 2016, 3 p.m. ET
April 16	NBA Playoffs 2016 begin
April 24	NBA Early Entry Eligibility Deadline (11:59 p.m. ET)
May 2	Conference Semifinals begin (possible move up to April 30 or May 1)
May 11-15	NBA Draft Combine 2016 (Chicago)
May 17	Conference Finals begin (possible move up to May 15 or 16)
May 17	NBA Draft Lottery 2016
June 2	NBA Finals 2016 begin
June 13	NBA Draft Early Entry Entrant Withdrawal Deadline (5:00 p.m. ET)
TBD	The Finals 2016 latest possible date
June 23	NBA Draft 2016



NBA Cares is the league's global social responsibility program that builds on the NBA's mission of addressing important social issues. This season, as part of the 10th anniversary of its creation, NBA Cares is renewing its commitment to communities around the world by inspiring play and teaching basketball's values to more than 15 million youth, providing an additional 3 million hours of hands-on service to others, and leaving a lasting legacy in communities by building 1,000 more safe places to live, learn or play by 2025. NBA Cares works with internationally recognized youth-serving programs that support education, youth and family development, and health-related causes, including: Special Olympics, YMCA of the USA, Boys and Girls Clubs of America, UNICEF, the Make-A-Wish Foundation, Share Our Strength and GLSEN.

OPPONENTS





Centennial Tower
101 Marietta St.,
Suite 1900
Atlanta, GA 30303

(404) 827-3800
www.hawks.com

2015-16 SCHEDULE

Sun, Nov. 15 @ Atlanta 4 p.m. MT (ROOT)
 Tue, March 8 ATLANTA 7 p.m. MT (ROOT)

2014-15 RESULTS (0-2)

11/12/14 @ Atlanta L 97-100
 1/2/15 ATLANTA L 92-98

JAZZ VS. HAWKS ALL-TIME

All-Time	Total	Home	Road
Jazz Record:	48-47	31-16	17-31
As New Orleans Jazz ('74-79):	16-10	10-3	6-7
As Utah Jazz ('79-pres.):	32-37	21-13	11-24
At Vivint Smart Home Arena ('91-pres.):	16-6		
At Philips Arena ('99-pres.):	7-9		
In Overtime:	0-4	0-0	0-4

DIRECTORY

Managing Partner and Alternate NBA Governor Tony Ressler
 Vice Chair of Board of Directors Grant Hill
 Alternate NBA Governor Steven Price
 CEO, Atlanta Hawks/Philips Arena Steve Koonin
 President of Basketball Operations/Head Coach Mike Budenholzer
 (3rd Season w/ Atlanta, 98-66, .598)
 EVP/Chief Legal Officer & Assistant GM. Scott Wilkinson
 General Manager Wes Wilcox
 Assistant Coaches Kenny Atkinson, Darvin Ham,
 Taylor Jenkins, Charles Lee,
 Neven Spahija, Ben Sullivan
 Athletic Trainer Art Home
 Vice President of Public Relations Garin Narain
 Director of Media Relations Jon Steinberg
 Senior Manager of Media Relations Jason Roose

GENERAL INFORMATION

Home Court Philips Arena (18,047), opened in 1999
 Team Colors Red, White, Blue
 Radio WZGC (92.9 FM): Steve Holman
 Television FOX Sports Southeast: Bob Rathbun,
 Dominique Wilkins, Andre Aldridge

BACKGROUND

Founded 1949-50, Tri-Cities Blackhawks;
 1951-52, Milwaukee Hawks;
 1955-56, St. Louis Hawks; 1968-69, Atlanta Hawks
 NBA Titles One (1957-58)
 2014-15 Record 60-22 (.732), Southeast Division Champions
 2015 Playoffs 8-8, Lost to Cleveland (0-4) in Eastern Conf. Finals

JAZZ VS. HAWKS SERIES RECORDS

	Streak	Last Jazz Win	Last Jazz Loss
Overall:	Lost 8	11/12/10 @ Atlanta (90-86)	1/2/15 @ Utah (92-98)
Home:	Lost 4	2/23/09 (108-89)	1/2/15 (92-98)
Road:	Lost 4	11/12/10 (90-86)	11/12/14 (97-100)
	Biggest Jazz Win	Biggest Jazz Loss	
Home:	26 (102-76), 2/12/07	23 (87-110), 1/5/11	
Road:	29 (115-86), 11/13/76	34 (94-128), 12/2/78	
	Jazz	Hawks	
Longest Series Win Streak:	9 (11/8/02-2/12/07)	9 (11/14/79-1/17/84)	
Most Points Scored:	140, @ New Orleans, 3/15/75	139, @ Atlanta, 3/6/93 @ Atlanta (40T), 3/25/12	
Fewest Points Scored:	79, @ Atlanta, 11/14/01	71, @ Utah, 1/10/04	
High Scorer:	47, Pete Maravich @ Atlanta, 2/8/75	46, Dominique Wilkins @ Atlanta, 12/19/87	
High Rebounder:	24, Rich Kelley @ New Orleans, 3/31/79	20, John Drew @ Atlanta, 11/16/74 Mike Sojourner @ Atlanta, 3/8/75 Zaza Pachulia @ Atlanta (40T), 3/25/12	
High Assists:	20, Rickey Green @ Utah, 2/14/84	23, Mookie Blaylock @ Atlanta, 3/6/93	

JAZZ VS. HAWKS ALL-TIME IN PLAYOFFS

Have Never Met

ATLANTA HAWKS

DATE	H/A	W/L	SCORE	UTA HIGH SCORER	ATL HIGH SCORER
11/16/74	A	L	104-130	Maravich - 32	Drew - 44
11/22/74	H*	W	90-86	Maravich - 21	Drew - 23
1/21/75	A	L	103-135	Maravich - 26	Van Arsdale - 27
2/8/75	A	W	106-102	Maravich - 47	Jones - 23
2/10/75	H	W	96-89	Nelson - 29	Brown - 19
3/8/75	A	L	101-113	James - 19	Van Arsdale - 27
3/15/75	H	W	140-123	Williams - 25	Gilliam - 24
3/30/75	H	W	108-105	Williams - 18	Gilliam - 22
10/23/75	A	L	91-109	Behagen - 18	Drew - 21
11/22/75	A	W	89-85	Nelson - 25	Hudson - 20
11/26/75	H	L	108-113	Nelson - 22	Henderson - 33
1/2/76	H	W	111-95	Maravich - 26	Drew - 21
1/31/76	A	W	108-95	Maravich - 34	Drew - 23
2/22/76	H	W	102-94	Maravich - 21	Hudson - 27
11/13/76	A	W	115-86	Maravich - 30	Barker - 15
12/3/76	H	W	121-105	Maravich - 28	Hudson - 30
12/17/76	H	L	109-113	Maravich - 30	Henderson - 22
1/2/77	A	W	93-88	Maravich - 38	Hudson - 30
1/6/78	H	W	96-94	Goodrich - 27	Hill - 17
1/18/78	A*	W	108-106	Maravich - 34	Hill - 21
1/27/78	H*	L	102-111	Goodrich - 32	Drew - 38
3/24/78	A	L (OT)	94-96	Goodrich - 34	Johnson - 29
12/2/78	A	L	94-126	Robinson - 28	Hill/McMillen - 19
1/20/79	A	L	94-118	Haywood - 27	Drew - 36
1/21/79	H	W	108-87	Haywood/Maravich - 25	Drew - 22
3/31/79	H	W	109-107	Kelley - 28	Hawes - 27
11/14/79	A	L	97-108	Dantley - 28	Roundfield - 30
2/7/80	H	L	90-92	Dantley - 28	Johnson - 23
11/22/80	A	L	93-89	Dantley - 25	Drew - 20
12/18/80	H	L	97-109	Dantley - 29	Roundfield - 20
2/17/82	H	L	109-117	Dantley - 21	Johnson - 35
3/11/82	A	L	91-107	Dantley - 20	Glenn - 23
11/12/82	H	L	98-106	Poquette - 30	Glenn - 18
3/19/83	A	L	94-99	Drew - 20	Roundfield - 27
1/17/84	A	L	106-112	Griffith - 30	Wilkins - 31
2/14/84	H	W	100-98	Dantley - 28	Roundfield - 24
11/21/84	A*	L	90-122	Bailey - 15	Wilkins - 31
2/13/85	H	L	88-94	Bailey - 20	Wilkins - 26
11/23/85	A	W	116-106	Dantley - 41	Wilkins - 31
2/19/86	H	W (OT)	109-105	Dantley - 31	Wittman - 23
11/28/86	H	L	88-97	Malone - 21	Wilkins - 22
3/7/87	A	L	97-122	Malone - 25	Willis - 34
12/19/87	A	L (OT)	124-130	Griffith - 32	Wilkins - 46
1/30/88	H	W	115-109	Bailey - 33	Wilkins - 35
2/1/89	H	L	93-94	Bailey - 24	Levingston - 21
3/5/89	A	W	95-83	Hansen/Stockton - 20	Malone - 24
12/1/89	A	L	103-114	Malone - 24	Battle - 27
1/17/90	H	W	95-88	Malone - 40	Wilkins - 27
12/20/90	A	L	87-105	K. Malone - 17	Wilkins - 20
1/29/91	H	W	116-105	K. Malone - 28	Wilkins - 24
11/5/91	A	L	94-98	K. Malone - 23	Wilkins - 25
1/16/92	H	W	116-111	K. Malone - 37	Wilkins - 29
2/13/93	H	L	112-121	Stockton - 32	Wilkins - 43
3/6/93	A	L	118-139	K. Malone - 19	Willis - 28
11/10/93	H	W	91-88	K. Malone - 26	Blaylock - 21
3/21/94	A	L (OT)	96-100	Homacek - 25	Willis - 25
11/7/94	H	W	104-86	Malone - 28	Augmon - 24
12/22/94	A	W	103-94	Homacek - 24	Norman - 22
11/6/95	H	W	105-96	Malone - 23	Lang - 23
3/12/96	A	L	89-115	Malone - 29	Blaylock - 23
1/30/97	H	W	102-96	Malone - 32	Smith - 41
3/11/97	A	L	99-106	Malone - 24	Smith - 28
12/22/97	A	W	101-99	Malone - 27	Laettner - 20
1/3/98	H	W	97-82	Malone - 20	Smith - 20

Did Not Play in 1998-99 (lockout-shortened season)

DATE	H/A	W/L	SCORE	UTA HIGH SCORER	ATL HIGH SCORER
12/18/99	A	W	106-96	Malone - 33	Rider - 24
2/21/00	H	W	96-94	Malone - 25	Rider - 22
2/26/01	H	W	99-82	Malone - 21	Terry - 22
3/5/01	A	W	109-102	Malone - 30	Kukoc - 24
11/7/01	H	W	96-89	Malone - 27	Abdur-Rahim - 25
11/14/01	A	L	79-111	Marshall - 14	Glover/Rahim - 19
10/31/02	A	L	98-105	Malone - 20	Robinson - 20
11/8/02	H	W	110-97	Malone - 27	Terry - 31
1/10/04	H	W	92-71	Steverson - 17	Glover/Rahim - 15
3/20/04	A	W	87-81	Bell/Kirilenko - 18	Sura - 19
11/20/04	A	W	92-79	Boozer - 25	Harrington - 17
3/2/05	H	W	96-74	Okur - 19	Childress - 21
12/7/05	H	W	95-83	Harping - 30	Johnson - 19
3/17/06	A	W	111-101	Williams - 28	Johnson - 25
12/20/06	A	W	112-106	Okur - 30	Johnson - 27
2/12/07	H	W	102-76	Okur - 19	Williams - 15
12/17/07	A	L	111-116	Boozer - 39	Johnson - 26
2/23/08	H	W	100-94	Boozer - 21	Smith - 30
2/23/09	H	W	108-89	Brewer - 19	Johnson - 15
3/11/09	A	L	93-100	Williams - 20	Johnson - 31
12/18/09	A	L	83-96	Kirilenko - 13	Smith - 16
2/22/10	H	L	100-105	Millsap - 14	Johnson - 28
11/12/10	A	W	90-86	Williams - 24	Johnson - 23
1/5/11	H	L	87-110	Kirilenko/Williams - 19	Johnson - 28
3/25/12	A	L (4OT)	133-139	Jefferson - 28	Johnson - 37
1/11/13	A	L	95-103	Foye - 25	Harris - 24
2/27/13	H	L	91-102	Jefferson - 26	Hortford - 34
12/20/13	A	L	85-118	Burks/Kanter - 13	Williams - 25
3/10/14	H	L	110-112	Burke - 23	Komer - 26
11/12/14	A	L	97-100	Burke - 22	P. Millsap - 30
1/2/15	H	L	92-98	Hayward - 18	J. Teague - 26

OPPONENTS

*Alternate Site Home Games:

Jazz

Baton Rouge (11/22/74, 2/17/78)

Hawks

Charlotte (1/18/78)

New Orleans (11/21/84)



**226 Causeway
Street, 4th Floor
Boston, MA 02144**

**(617) 854-8000
www.celtics.com**

2015-16 SCHEDULE

Fri, Feb. 19 BOSTON 8:30 p.m. MT (ROOT/ESPN)
Mon, Feb. 29 @ Boston 5:30 p.m. MT (ROOT)

2014-15 RESULTS (1-1)

1/26/15 BOSTON L 90-99
3/4/15 @ Boston L 84-85

JAZZ VS. CELTICS ALL-TIME

All-Time	Total	Home	Road
Jazz Record:	37-53	26-19	11-34
As New Orleans Jazz ('74-'79):	7-14	6-5	1-9
As Utah Jazz ('79-pres.):	30-39	20-14	10-25
At Vivint Smart Home Arena ('91-pres.):	14-8		
At TD Garden ('95-pres.):	7-12		
In Overtime:	2-3	2-2	0-1

DIRECTORY

Managing Partner, Governor & Chief Executive Officer . . . Wyc Grousbeck
President . . . Rich Gotham
President of Basketball Operations . . . Danny Ainge
Head Coach . . . Brad Stevens (3rd Season w/ Boston, 65-99, .396)
Assistant Coaches . . . Jamie Young, Jay Larranaga,
. . . Walter McCarty, Micah Shrewsberry, Jerome Allen
Strength & Conditioning Coach . . . Bryan Doo
Head Athletic Trainer . . . Ed Lacerte
Sr. Vice President, Communications . . . Christian Megliola
Vice President, Media Services/Alumni Relations . . . Jeff Twiss
Sr. Director, Public Relations . . . Heather Walker
Media Services Manager . . . Brian Olive
Communications Coordinator . . . Taylor Kielpinski-Rogers

GENERAL INFORMATION

Home Court . . . TD Garden (18,624), opened in 1995
Team Colors . . . Green, Gold, Black, Brown, Beige and White
Radio . . . CBS Radio Boston: Sean Grande, Cedric Maxwell
Television . . . Comcast SportsNet: Mike Gorman,
. . . Tom Heinsohn, Brian Scalabrine, Abby Chin

BACKGROUND

Founded . . . 1946-47
NBA Titles . . . 17 (last 2007-08)
2014-15 Record . . . 40-42 (.305), 2nd in Atlantic Division
2015 Playoffs . . . 0-4, Lost to Cleveland (0-4) in First Round

JAZZ VS. CELTICS SERIES RECORDS

	Streak	Last Jazz Win	Last Jazz Loss
Overall:	Lost 2	2/24/14 @ Utah (110-98)	3/4/15 @ Boston (84-85)
Home:	Lost 1	2/24/14 (110-98)	1/26/15 (90-99)
Road:	Lost 7	3/14/08 (110-92)	3/4/15 (84-85)

	Biggest Jazz Win	Biggest Jazz Loss
Home:	20 (109-89), 2/16/87	22 (80-102), 12/8/03
Road:	18 (2), last (110-92), 12/29/07	42 (90-132), 2/24/82

	Jazz	Celtics
Longest Series Win Streak:	14 (2/17/92-12/15/99)	7 (12/8/74-3/5/76)
Most Points Scored:	141, @ New Orleans, 4/3/79	137, @ Boston, 11/26/82
Fewest Points Scored:	80, @ Utah, 12/8/03	83, @ Utah, 2/17/82
High Scorer:	44, Pete Maravich @ New Orleans, 1/18/77	40, Larry Bird @ Boston, 12/20/89
High Rebounder:	19, Ron Behagen @ New Orleans, 3/5/76 Al Jefferson @ Utah, 2/28/11	21, Rick Robey @ Utah, 2/20/80 21, Paul Silas @ New Orleans (OT), 3/23/76
High Assists:	19, John Stockton @ Boston, 12/20/91	14, Dennis Johnson @ Boston, 12/20/89 Brian Shaw @ Boston, 11/16/90 Rajon Rondo @ Boston, 3/28/12

JAZZ VS. CELTICS ALL-TIME IN PLAYOFFS

Have Never Met

BOSTON CELTICS

DATE	H/A	W/L	SCORE	UTA HIGH SCORER	BOS HIGH SCORER
12/8/74	H	L	101-111	Barnett - 29	White - 21
12/20/74	A	L	106-110	Nelson - 20	Cowens - 27
1/22/75	H	L	102-110	Maravich - 34	Cowens - 22
3/26/75	A	L	100-113	James - 20	White - 23
12/5/75	A	L	93-104	Williams - 20	Cowens - 34
12/14/75	H	L	93-102	Nelson - 18	Scott - 25
3/5/76	H	L	93-98	Maravich - 22	Scott - 25
3/9/76	A*	W	117-99	Maravich - 37	Cowens - 29
3/23/76	H	L (OT)	97-101	McDroy - 19	Havlicek/White - 20
11/2/76	H	W	115-97	Maravich - 43	Cowens - 30
11/12/76	A	L	110-117	James - 21	Wicks - 22
1/18/77	H	W	99-89	Maravich - 44	Havlicek - 28
4/8/77	A	L	109-120	Maravich - 39	White - 28
1/24/78	H	W	96-91	Maravich - 31	White - 21
3/1/78	H	W	101-100	Robinson - 33	Cowens - 26
3/3/78	A	L	113-116	Robinson - 38	Bing - 27
4/1/78	A	L	108-119	Robinson - 33	Stacom - 22
10/19/78	H	W	120-115	Robinson - 37	Cowens - 24
12/13/78	A	L	96-102	Maravich - 25	Maxwell - 31
2/28/79	A	L	112-122	Haywood - 31	McDoo - 25
4/3/79	H	W	141-125	Goodrich/Haywood - 26	Robey - 27
11/18/79	A	L	97-113	Dantley - 32	Maxwell - 27
2/20/80	H	L	98-105	Dantley - 31	Maxwell - 33
1/21/81	A	L	87-117	Dantley - 19	Bird - 20
2/13/81	H	W	104-89	Griffith - 38	Bird - 25
12/30/81	H	L	110-121	Dantley - 23	Archibald - 22
2/24/82	A	L	90-132	D. Wilkins - 14	Bird - 27
11/26/82	A	L	103-137	Dantley - 29	Bird - 28
1/1/83	H	L	112-127	Griffith - 27	Parish - 23
11/18/83	H	W	122-109	Drew - 29	Parish - 25
3/7/84	A	L	106-117	Drew - 27	Bird - 26
12/14/84	A	L	106-117	Dantley/Griffith - 24	McHale - 25
2/18/85	H	L	94-110	Roberts - 22	Bird - 30
11/20/85	A	L (OT)	106-115	Dantley - 32	Bird - 27
12/28/85	H	L	108-110	Dantley - 39	Bird/McHale - 24
2/16/87	H	W	109-89	Malone - 25	Bird - 26
3/4/87	A	L	105-123	Malone - 20	McHale - 33
12/18/87	A	L	111-121	Malone - 31	Bird - 30
1/4/88	H	L	99-107	Malone - 25	Bird - 28
12/14/88	A	L	104-112	Malone - 27	Ainge - 22
2/16/89	H	W	129-114	Malone - 36	McHale - 26
12/20/89	A	L	109-113	Malone - 39	Bird - 40
2/21/90	H	W	116-103	Bailey/Malone - 27	McHale - 34
11/16/90	A	L	89-114	J. Malone - 23	Lewis - 24
3/13/91	H	W (OT)	112-109	K. Malone - 37	Bird - 25
12/29/91	A	L	101-112	K. Malone - 39	Bird - 20
2/17/92	H	W	88-83	K. Malone - 30	Lewis - 19
11/18/92	A	W	92-91	K. Malone - 29	Lewis - 25
12/26/92	H	W	108-92	K. Malone - 29	Gamble - 16
12/17/93	A	W	97-96	K. Malone - 21	Radja - 19
12/29/93	H	W (OT)	110-107	K. Malone - 25	Fox - 28
1/13/95	A	W	95-93	Malone - 19	Brown - 21
2/18/95	H	W	108-98	Malone - 30	Brown - 23
11/15/95	A	W	102-90	Malone - 34	Williams - 17
2/20/96	H	W	112-98	Malone - 24	Barnes - 16
2/20/97	H	W	122-105	Malone - 34	Day/Wesley - 21
3/19/97	A	W	113-100	Malone - 32	Walker/Williams - 22
12/2/98	H	W	118-100	Malone - 31	Mercer - 24
3/4/98	A	W	110-94	Malone - 32	Walker - 36

Did Not Play in 1998-99 (lockout-shortened season)

DATE	H/A	W/L	SCORE	UTA HIGH SCORER	BOS HIGH SCORER
12/15/99	A	W	96-86	Malone - 27	Walker - 36
2/15/00	H	L	99-101	Malone - 32	Anderson - 33
2/19/01	H	W	114-99	Malone - 30	Walker - 27
3/2/01	A	L	99-103	Ostertag - 18	Pierce - 30
12/21/01	A	L	92-98	Malone - 22	Pierce - 36
12/26/01	H	W	99-86	Malone/Marshall - 17	Pierce - 28
11/11/02	A	L	95-112	Malone - 20	Pierce - 35
3/24/03	H	W	96-91	Harping - 25	Pierce - 24
12/8/03	H	L	80-102	Harping - 17	Williams - 19
12/19/03	A	W	99-96	Stevenson - 22	Pierce - 19
12/17/04	A	L	106-114	Boozar - 25	Payton - 27
2/25/05	H	L	102-109	Kutlerko - 29	Walker - 24
12/21/05	A	L	89-101	Okur - 23	Pierce - 30
2/21/06	H	L	83-103	Kutlerko - 17	Pierce - 30
11/10/06	A	W	107-100	Williams - 26	Pierce - 30
2/24/07	H	W	105-87	Fisher - 21	Pierce - 19
12/29/07	H	L	98-104	Williams - 22	Pierce - 24
3/14/08	A	W	110-92	Williams - 32	Garnett - 15
12/15/08	A	L	91-100	Millsap - 32	Rondo - 25
2/19/09	H	W	90-85	Okur - 19	Pierce - 20
11/11/09	A	L	86-105	Brewer/Williams - 13	Garnett - 18
3/22/10	H	W	119-97	Miles - 23	Allen - 15
1/21/11	A	L	86-110	Watson - 12	Garnett - 21
2/28/11	H	L	102-107	Jefferson - 28	Allen - 25
3/28/12	A	L	82-94	Hayward - 19	Garnett - 23
11/14/12	A	L	93-98	Millsap - 20	Pierce - 23
2/25/13	H	L (OT)	107-110	Hayward - 26	Pierce - 26
11/6/13	A	L	87-97	Hayward - 28	Bass - 20
2/24/14	H	W	110-98	Burks - 21	Green/Olunyk - 21
1/26/15	H	L	90-99	Hayward - 26	T. Prince - 19
3/4/15	A	L	84-85	Burks/Favors - 16	I. Thomas - 21

OPPONENTS

*Alternate Site Home Games:

Jazz
none

Celtics
Hartford, CT (3/9/76)



BROOKLYN

2015-16 SCHEDULE

Fri, Jan. 22 @ Brooklyn 5:30 p.m. MT (ROOT)
Sat, Feb. 27 BROOKLYN 7:30 p.m. MT (ROOT)

2014-15 RESULTS (2-0)

1/24/15 BROOKLYN W 108-73
3/8/15 @ Brooklyn W 95-88

JAZZ VS. NETS ALL-TIME

All-Time	Total	Home	Road
Jazz Record:	53-29	32-9	21-20
As New Orleans Jazz ('74-'79):	7-5	5-1	2-4
As Utah Jazz ('79-pres.):	46-24	27-8	19-16
vs. New York Nets ('76-'78):	2-2	2-0	0-2
vs. New Jersey Nets ('77-'12):	47-25	28-8	19-17
vs. Brooklyn Nets ('12-pres.):	4-2	2-1	2-1
At Vivint Smart Home Arena ('91-pres.):	17-6		
At Barclays Center ('12-pres.):	2-1		
In Overtime:	3-3	2-2	1-1

15 MetroTech Center
11th Floor
Brooklyn, NY 11201

(718) 933-3000
www.brooklynnets.com

DIRECTORY

Principal Owner Mikhail Prokhorov
Chairman of the Board of Directors Dmitry Razumov
President, ONEXIM Sports and Entertainment Holding USA, Inc. Irina Pavlova
Chief Executive Officer, Brooklyn Nets/Barclays Center ... Brett Yormark
General Manager Billy King
Assistant General Managers Frank Zanin
Head Coach Lionel Hollins (9th NBA Season, 252-245, .507)
..... (2nd Season w/ Brooklyn, 38-44, .463)
Assistant Coaches . Paul Westphal, Tony Brown, Joe Wolf, Jay Humphries
Assistant Coach/Advance Scout Jim Sann
Strength & Conditioning Coach/Nutritional Director: . Trevor St. Agathe
Director of Player Personnel Gregg Polinsky
Vice President, Public Relations Gary Sussman
Senior Director, Public Relations Aaron Harris
Manager, Public Relations Eli Pearlstein
EVP & Chief Communications Officer Barry Baum
Communications Director Mandy Gutmann
Communications Manager Stuart Bryan

GENERAL INFORMATION

Home Court Barclays Center (17,732), opened in 2012
Team Colors Black and White
Radio WFAN (660 AM/101.9 FM): Chris Carrino, Tim Capstraw
Spanish Radio WADO (1280 AM): Ino Gomez, Max Perez Jimenez
Television YES Network: Ian Eagle, Mike Fratello, Ryan Ruocco,
..... Jim Spanakel, Donny Marshall, Sarah Kustok

BACKGROUND

Founded 1967-68, New Jersey Americans (ABA);
..... 1968-69, New York Nets (ABA); joined NBA in 1976-77;
..... 1977-78, New Jersey Nets; 2012-13, Brooklyn Nets
NBA Titles None
2014-15 Record 38-44 (.463), 3rd in Atlantic Division
2015 Playoffs 2-4, Lost to Atlanta (2-4) in First Round

JAZZ VS. NETS SERIES RECORDS

	Streak	Last Jazz Win	Last Jazz Loss
Overall:	Won 2	3/8/15 @ Brooklyn (95-88)	2/19/14 @ Utah (99-105)
Home:	Won 1	1/24/15 (108-73)	2/19/14 (99-105)
Road:	Won 1	3/8/15 (95-88)	11/5/13 (88-104)

	Biggest Jazz Win	Biggest Jazz Loss
Home:	37 (105-68), 11/27/89	17 (2), last (88-105), 11/29/08
Road:	21 (105-84), 3/26/12	41 (96-137), 2/14/80

Jazz
Longest Series Win Streak: 12 (1/28/95-11/28/00)
Most Points Scored: 140, @ New Orleans, 11/21/78
Fewest Points Scored: 74, @ New Jersey, 12/17/03
High Scorer: 51, Truck Robinson @ New Orleans, 11/21/78
High Rebounder: 19 (5), last Greg Ostertag @ New Jersey, 3/12/97

High Assists: 16, John Stockton @ New Jersey, 12/21/87
John Stockton @ New Jersey, 3/6/92
Deron Williams @ New Jersey, 3/15/08

Nets
4 (12/17/03-11/9/05)
138, @ Utah (OT), 1/26/82
68, @ Utah, 11/27/89
44, Bubbles Hawkins @ New York (OT), 2/9/77
18, Mike Gminski @ New Jersey (OT), 2/20/85
Buck Williams @ New Jersey (OT), 2/20/85
Sam Bowie @ Utah, 11/27/92
16, Fouts Walker @ New Jersey, 11/28/80

JAZZ VS. NETS ALL-TIME IN PLAYOFFS

Have Never Met

BROOKLYN NETS

DATE	H/A	W/L	SCORE	UTA HIGH SCORER	BKN HIGH SCORER
11/9/76	H	W	110-99	Goodrich - 28	Archibald - 29
12/22/76	A	L	93-127	Maravich - 28	Skinner - 22
3/29/77	H	W	94-85	Maravich - 26	Bantom - 26
2/9/77	A	L (OT)	89-93	Williams - 23	Hawkins - 44
10/21/77	A	W	111-103	Maravich - 41	Skinner - 28
12/23/77	H	W	131-110	Maravich - 28	Nelson/Porter - 18
3/10/78	A	W	105-99	Robinson - 31	King - 23
3/21/78	H	W	117-114	Kelley - 33	Williamson - 32
11/21/78	H	W	140-118	Robinson - 51	Money - 26
11/24/78	A	L	100-103	McElroy - 32	Money - 30
1/4/79	H	L	112-125	Maravich - 31	King - 29
1/26/79	A*	L	104-110	Maravich - 25	Williamson - 25
1/30/80	H	W	102-100	Poquette - 27	Nett - 30
2/14/80	A	L	96-137	Furlow - 22	Newlin - 22
11/28/80	A	L	95-122	Dantley - 24	Robinson - 27
2/25/81	H	W	132-106	Dantley - 40	Newlin - 31
1/26/82	H	L (OT)	129-138	Dantley - 39	Williams - 29
2/20/82	A	L	108-125	Dantley - 25	Williams - 25
11/17/82	H	W (OT)	101-97	Dantley - 31	Birdsong - 22
3/23/83	A	L	104-124	Drew - 28	King - 20
1/26/84	H	W	125-115	Dantley - 39	Birdsong/Dawkins - 22
3/5/84	A	L	116-120	Dantley - 28	Birdsong - 18
1/22/85	H	W	102-99	Dantley - 35	Birdsong - 26
2/20/85	A	W (OT)	110-104	Green - 25	Birdsong - 23
12/18/85	A	L	98-113	Dantley - 32	Birdsong - 24
1/23/86	H	L	105-106	Dantley - 36	Birdsong/King - 19
11/22/86	H	W	96-78	Hansen - 15	Williams - 18
12/23/86	A	L	96-119	Malone - 18	Brown - 25
12/21/87	A	L	95-106	Bailey - 26	Gritskii - 23
3/7/88	H	W	105-81	Bailey/Malone - 21	McComick - 25
2/3/89	H	W	129-101	Malone - 28	Carroll - 22
2/27/89	A	W	109-96	Malone - 31	Morris - 21
2/27/89	H	W	105-68	Malone - 22	Carroll - 15
1/7/90	A	W	108-101	Malone - 26	Bowie - 23
12/17/90	A	W	100-98	K. Malone - 23	Morris - 19
2/2/91	H	W	111-103	K. Malone - 32	Theus - 26
11/13/91	A	W	98-92	K. Malone - 35	Blaylock - 21
3/6/92	H	W	117-96	L. Malone - 27	Coleman - 27
11/17/92	A	W	108-97	K. Malone - 29	Anderson/Petrovic - 25
11/27/92	H	L	110-112	K. Malone - 32	Bowie - 27
11/26/93	H	W	100-97	Stockton - 24	Coleman - 20
1/16/94	A	L	94-99	K. Malone - 23	Edwards - 25
1/28/95	H	W	111-94	Malone/Stockton - 20	Morris - 23
3/17/95	A	W	103-98	Malone - 29	Morris - 26
11/20/95	H	W	105-79	Morris - 22	Brown - 14
12/18/95	A	W	110-103	Malone - 24	K. Anderson - 21
11/25/96	H	W	108-92	Malone - 27	3 players - 12
3/12/97	A	W	117-102	Malone - 27	Kittles - 23
12/1/97	H	W	100-95	Malone - 19	Cassell - 26
3/6/98	A	W	122-115	Malone - 32	Cassell - 29

Did Not Play in 1998-99 (lockout-shortened season)

DATE	H/A	W/L	SCORE	UTA HIGH SCORER	BKN HIGH SCORER
2/28/00	H	W	106-101	Malone - 35	Marbury - 34
3/19/00	A	W	92-88	Malone - 32	Marbury - 23
11/24/00	H	W	97-85	Malone - 20	Marbury - 21
11/28/00	A	W	98-92	Malone - 21	Marbury - 33
11/21/01	H	L (OT)	89-90	Malone - 34	Kidd - 18
12/22/01	A	W	104-90	Malone - 31	Van Horn - 24
1/20/03	H	W (OT)	106-103	Stockton - 25	Kidd - 33
3/2/03	A	W	91-90	Malone - 20	Martin - 24
12/1/03	H	W	91-84	Kirilenko/Stevenson - 18	Jefferson - 22
12/17/03	A	L	74-87	Lopez - 15	Martin - 22
1/29/05	H	L	82-99	Bell - 20	Carter - 30
3/18/05	A	L	80-94	Kirilenko - 15	Carter - 23
11/9/05	A	L	83-91	Kirilenko - 18	Carter - 21
1/23/06	H	W	89-78	Kirilenko - 15	Jefferson - 32
11/8/06	A	L	89-96	Boozer/Fisher - 15	Carter - 30
1/29/07	H	L	115-116	Williams - 25	Carter - 33
11/19/07	H	W	102-75	Williams - 20	Jefferson - 22
3/15/08	A	L	115-117	Boozer - 41	Jefferson - 27
11/29/08	H	L	88-105	Milap - 20	Harris - 34
12/17/08	A	W	103-92	Okur - 23	Carter - 32
12/16/09	A	W	108-92	Boozer - 26	Lopez - 23
1/23/10	H	W	116-83	Boozer - 22	Yi - 16
11/17/10	H	W	98-88	Williams - 23	Morrow - 24
1/19/11	A	L	95-103	Jefferson - 21	Lopez - 20
1/14/12	H	W	107-94	Jefferson - 20	Humphries - 18
3/26/12	A	W	105-84	Milap - 24	Green - 20
12/18/12	A	W	92-90	Mo Williams - 19	Johnson - 21
3/30/13	H	W	116-107	Foye - 26	Lopez - 27
11/5/13	A	L	88-104	Hayward - 22	Lopez - 27
2/19/14	H	L	99-105	Burris - 23	Johnson - 27
1/24/15	H	W	108-73	Hayward - 24	J. Lack - 16
3/8/15	A	W	95-88	Hayward - 24	B. Lopez/T.Young - 19

OPPONENTS

*Alternate Site Home Games:

Jazz

none

Nets

Princeton, NJ (1/26/79)



**333 E. Trade Street
Charlotte, NC 28202
(704) 688-8600
www.hornets.com**

2015-16 SCHEDULE

Mon, Jan. 18 @ Charlotte 12 p.m. MT (ROOT)
Wed, Jan. 27 CHARLOTTE 7 p.m. MT (ROOT)

2014-15 RESULTS (1-1)

12/20/14 @ Charlotte L 86-104
3/16/15 CHARLOTTE W 94-66

JAZZ VS. HORNETS/ BOBCATS ALL-TIME

All-Time	Total	Home	Road
Jazz Record:	35-16	20-5	15-11
As New Orleans Jazz ('74-79):	n/a	n/a	n/a
As Utah Jazz ('79-pres.):	35-16	20-5	15-11
vs. Charlotte Hornets ('88-02):	20-10	12-3	8-7
vs. Charlotte Bobcats ('04-13):	14-5	7-2	7-3
vs. Charlotte Hornets ('14-pres.):	1-1	1-0	0-1
At Vivint Smart Home Arena ('91-pres.):	16-4		
At Time Warner Cable Arena ('05-pres.):	6-4		
In Overtime:	1-1	0-0	1-1

DIRECTORY

Chairman & CEO Michael Jordan
Vice Chairman Curtis Polk
General Manager Rich Cho
Head Coach Steve Clifford (3rd season w/ Charlotte, 76-88, .463)
Associate Head Coach Patrick Ewing
Assistant Coaches Stephen Silas, Bob Weiss,
..... Pat Delany, Steve Hetzel, Bruce Kruetzer
Head Athletic Trainer Steve Stricker
Communications Mike Cristaldi, Josh Rosen,
..... Brian Travis, Danny Franks

GENERAL INFORMATION

Home Court Time Warner Cable Arena (19,077), opened in 2005
Team Colors Purple, Teal, Black, Cool Gray and Light Blue
Radio WFNZ: Steve Martin, Matt Carroll
Television Fox Sports Southeast: Eric Collins,
..... Dell Curry, Stephanie Ready

BACKGROUND

Founded 1988-89, Charlotte Hornets; (ceased 2002-04),
..... 2004-05, Charlotte Bobcats; 2014-15, Charlotte Hornets
NBA Titles None
2014-15 Record 33-49 (.402), 4th in Southeast Division
2015 Playoffs Did Not Qualify

JAZZ VS. HORNETS/BOBCATS SERIES RECORDS

	Streak	Last Jazz Win	Last Jazz Loss
Overall:	Won 1	3/16/15 @ Utah (94-66)	12/20/14 @ Charlotte (86-104)
Home:	Won 8	3/16/15 (94-66)	3/1/06 (89-104)
Road:	Lost 1	12/21/13 (88-85)	12/20/14 (86-104)

	Biggest Jazz Win	Biggest Jazz Loss
Home:	30 (98-68), 3/1/13	15 (89-104), 3/1/06
Road:	22 (114-92), 1/9/89	26 (85-111), 3/18/98

	Jazz	Hornets/ Bobcats
Longest Series Win Streak:	10 (2/2/09-12/30/13)	2 (3/1/06-12/22/06)
Most Points Scored:	128, @ Utah, 3/25/08	111, @ Charlotte, 3/18/98
Fewest Points Scored:	78, @ Charlotte, 3/18/94	66, @ Utah, 3/16/15
High Scorer:	52, Karl Malone @ Charlotte, 12/22/89	36, Alonzo Mourning @ Utah, 12/4/93
High Rebounder:	22, Enes Kanter @ Utah, 3/1/13	22, Alonzo Mourning @ Utah, 3/1/93
High Assists:	15, Deron Williams @ Utah, 3/25/08	14, Muggsy Bogues @ Charlotte, 12/18/90
High Steals:	5, John Stockton @ Utah, 4/3/90	5 (2), last Gerald Wallace @ Charlotte, 12/22/06
High Blocks:	7 (2), last Andrei Kirilenko @ Charlotte (OT), 11/7/05	9, Alonzo Mourning @ Utah, 3/1/93

JAZZ VS. HORNETS/BOBCATS ALL-TIME IN PLAYOFFS

Have Never Met

CHARLOTTE HORNETS

DATE	H/A	W/L	SCORE	UTA HIGH SCORER	CHA HIGH SCORER
1/9/89	A	W	114-92	Malone - 38	Tripucka - 19
1/26/89	H	L	88-89	Malone - 25	Chapman/Reid - 18
11/8/89	H	W	102-86	Malone - 26	Tripucka - 24
12/22/89	A	W	114-100	Malone - 52	Chapman - 28
1/19/90	H	W	116-93	Malone - 32	Curry - 23
2/8/90	A	W	94-74	Bailey - 22	Curry - 18
4/3/90	H	W	127-104	Malone - 36	Curry/Tripucka - 18
12/18/90	A	W	105-100	K. Malone - 30	Gilliam - 23
3/21/91	H	W	100-94	K. Malone - 31	Newman - 21
11/27/91	H	W	113-107	K. Malone - 31	Chapman - 27
12/17/91	A	W	122-102	J. Malone - 34	Gattison - 19
12/16/92	A	W	93-91	K. Malone - 21	Johnson - 29
3/1/93	H	L	107-110	K. Malone - 32	Johnson - 30
12/4/93	H	W	122-108	K. Malone - 35	Mourning - 36
3/18/94	A	L	78-82	K. Malone - 21	Mourning - 21
12/6/94	H	L	97-106	Malone - 31	Johnson - 28
3/19/95	A	L	104-108	Malone - 26	Mourning - 31
12/11/95	H	W	110-100	Malone - 24	Rice - 19
3/13/96	A	L	85-91	Malone - 20	Johnson - 22
12/2/96	H	W	107-97	Stockton - 22	Curry - 25
3/17/97	A	W	114-93	Malone - 37	Rice - 29
2/16/98	H	W	96-90	Malone - 23	Rice - 30
3/18/98	A	L	85-111	Malone - 17	Rice - 26
3/19/99	A	L (OT)	82-83	Hamacsek - 21	Campbell - 19
1/5/00	H	W	118-96	Malone - 30	Wesley - 19
3/3/00	A	W	89-87	Stockton - 22	Jones - 31
12/2/00	A	L	89-94	Russell - 24	Wesley - 30
2/1/01	H	W	87-76	Marshall - 20	Wesley - 15
12/4/01	H	W	104-100	Malone - 22	Davis - 21
3/14/02	A	L	82-100	Marshall - 15	Mashburn - 26
Hornets franchise ceased from 2002-04					
11/16/04	A	W	107-105	Boozer - 34	Bogans - 28
2/1/05	H	L	105-109	Gricek - 21	Wallace - 28
11/7/05	A	W (OT)	95-91	Okur - 31	Brezec/May - 13
3/1/06	H	L	89-104	Harpring - 22	Knight/Wallace - 19
12/22/06	A	L	89-101	Boozer - 22	Okafor - 21
3/5/07	H	W	120-95	Okur - 32	Wallace - 33
12/19/07	A	L	92-98	Boozer - 21	Wallace - 26
3/25/08	H	W	128-106	Boozer - 28	Richardson - 26
11/14/08	A	L	96-104	Boozer - 26	Felton - 23
2/2/09	H	W	105-86	Okur - 22	Felton - 16
12/19/09	A	W	110-102	Williams - 23	Wallace - 30
2/24/10	H	W	102-93	Boozer - 33	Wallace - 27
11/13/10	A	W	96-95	Jefferson - 19	Jackson - 24
1/31/11	H	W	83-78	Jefferson - 21	Jackson - 24
3/7/12	A	W	99-93	Jefferson - 31	Margette - 25
1/9/13	A	W	112-102	Jefferson - 26	Gordon - 20
3/1/13	H	W	98-68	Kanter - 23	Mullens - 12
12/21/13	A	W	88-85	Burke - 20	Walker - 20
12/30/13	H	W	83-80	Burke - 21	Henderson - 19
12/20/14	A	L	84-104	Hayward - 14	K. Walker - 20
3/16/15	H	W	94-66	Hood - 24	L. Stephenson - 17

OPPONENTS

*Alternate Site Home Games:

Jazz
none

Bobcats
none



**1901 West
Madison Street
Chicago, IL 60612**

**(312) 455-4000
www.bulls.com**

2015-16 SCHEDULE

Mon, Feb. 1 CHICAGO 7 p.m. MT (ROOT)
Sat, March 19 @ Chicago 6 p.m. MT (ROOT)

2014-15 RESULTS (1-1)

11/24/14 CHICAGO L 95-97
1/7/15 @ Chicago W 97-77

JAZZ VS. BULLS ALL-TIME

All-Time	Total	Home	Road
Jazz Record:	45-49	27-20	18-29
As New Orleans Jazz ('74-'79):	6-14	4-6	2-8
As Utah Jazz ('79-pres.):	39-35	23-14	16-21
At Vivint Smart Home Arena ('91-pres.):	14-9		
At United Center ('94-pres.):	9-11		
In Overtime:	4-0	3-0	1-0

DIRECTORY

Chairman Jerry Reinsdorf
President & Chief Operating Officer Michael Reinsdorf
Executive Vice President, Basketball Operations John Paxson
General Manager Gar Forman
Assistant General Manager Brian Hagen
Head Coach Fred Holberg (1st Season w/ Chicago)
Associate Head Coach Jim Boylen
Assistant Coaches Pete Myers, Randy Brown,
..... Charlie Henry, Mike Wilhelm
Director of Sports Performance Jennifer Swanson
Head Athletic Trainer Jeff Tanaka
Head Strength Coach Nick Papendieck
Senior Director, Public and Media Relations Tim Hallam
Senior Manager, Public and Media Relations Matt Yob
Manager, Public and Media Relations Shaun Hickombottom
Public and Media Relations Coordinator Kristen Deahl

GENERAL INFORMATION

Home Court United Center (20,917), opened in 1994
Team Colors Red, Black and White
Radio WMVP (AM 1000); Chuck Swirsky,
..... Bill Wennington, Steve Kashul
Spanish Radio WRTO (1200 AM); Omar Ramos, Matt Moreno
Television WGN (Ch. 9), WPWR (Ch. 50)
..... Comcast SportsNet Chicago (Cable); Neil Funk, Stacey King

BACKGROUND

Founded 1966-67
NBA Titles Six (last 1997-98)
2014-15 Record 50-32 (.610), 2nd in Central Division
2015 Playoffs 6-6, Lost to Cleveland (2-4) in Conf. Semifinals

JAZZ VS. BULLS SERIES RECORDS

	Streak	Last Jazz Win	Last Jazz Loss
Overall:	Won 1	1/7/15 @ Chicago (97-77)	11/24/14 @ Utah (95-97)
Home:	Lost 1	11/25/13 (89-83 OT)	11/24/14 (95-97)
Road:	Won 1	1/7/15 (97-77)	11/8/13 (73-97)
	Biggest Jazz Win	Biggest Jazz Loss	
Home:	45 (109-64), 11/18/00	19 (82-101), 4/3/77	
Road:	24 (132-108), 3/9/10	33 (76-109), 12/13/74	

	Jazz	Bulls
Longest Series Win Streak:	10 (1/25/98-11/23/02)	6, (2/9/11-11/8/13)
Most Points Scored:	132, @ Chicago, 3/9/10	128, @ Las Vegas, 11/23/83
Fewest Points Scored:	73, @ Chicago, 11/8/13	64, @ Utah, 11/1/00
High Scorer:	57, Adrian Dantley @ Utah, 12/4/82	47, Michael Jordan @ Chicago, 12/2/87
High Rebounder:	20, Joe C. Meriweather @ New Orleans, 10/31/78	20, Artis Gilmore @ Chicago, 12/12/80
		David Greenwood @ Utah, 12/4/82
High Assists:	19, John Stockton @ Chicago, 1/6/89	14, Reggie Theus @ Chicago, 2/2/79

JAZZ VS. BULLS ALL-TIME IN PLAYOFFS (1997, 1998)

All-Time	Series	Total	Home	Road
Jazz Record:	0-2	4-8	3-3	1-5
In First Round:	--	--	--	--
In Conf. Semifinals:	--	--	--	--
In Conf. Finals:	--	--	--	--
In NBA Finals:	0-2	4-8	3-3	1-5
w/ home court:	0-1			
w/o home court:	0-1			
At Vivint Smart Home Arena:		3-3		
At United Center:		1-5		
In Overtime:		1-0	1-0	--

CHICAGO BULLS

DATE	H/A	W/L	SCORE	UTA HIGH SCORER	CHI HIGH SCORER
11/12/74	H	L	79-88	Maravich - 27	Walker - 30
12/13/74	A	L	76-109	Nelson/Walk - 13	Block/Walker - 21
2/25/75	H	L	105-120	Williams - 20	Walker - 29
4/4/75	A	L	87-111	Maravich - 31	Van Lier - 32
1/6/76	A	W	104-88	Maravich - 26	Love - 40
1/21/76	H	L	93-103	Williams - 21	Van Lier - 27
2/8/76	H	L	92-96	Maravich - 23	Leskewski - 28
3/13/76	A	W	117-111	Maravich - 40	Van Lier - 22
12/4/76	A	L	99-107	Maravich - 34	Gilmore - 28
10/10/76	H	L	78-92	Williams - 17	Van Lier - 17
2/11/77	A	L	92-110	McElroy - 25	Holland - 26
4/3/77	H	L	82-101	Williams - 23	Gilmore - 28
11/1/77	H	W	99-88	Robinson - 28	Holland - 29
11/29/77	A	L	87-95	Robinson - 17	Gilmore - 23
2/1/78	H	W	117-111	Robinson - 31	Gilmore - 25
2/14/78	A	L	95-102	Robinson - 22	Gilmore - 27
10/31/78	H	W	97-92	Robinson - 28	Gilmore - 25
2/2/79	A	L	110-116	Haywood - 28	Gilmore - 26
2/23/79	H	W	111-102	Haywood - 25	Gilmore - 23
3/23/79	A	L	99-116	Haywood - 22	Gilmore - 25
10/25/79	H	W	113-105	Dantley - 35	Sobers - 33
1/18/80	A	W	107-102	Dantley - 33	Sobers - 27
2/5/80	H	W	116-106	Dantley - 47	Sobers - 24
2/26/80	A	L	85-105	Dantley - 23	Theus - 25
3/19/80	H	W	103-100	Boswell - 20	Gilmore - 23
3/29/80	A	L	106-111	Calvin - 17	Theus - 21
12/12/80	A	L	98-118	Dantley - 26	Gilmore - 28
2/20/81	H	L	84-92	Dantley - 30	Sobers - 21
11/20/81	A	W	105-103	Dantley - 33	Gilmore - 25
12/4/81	H	L	101-105	Dantley - 28	Theus - 31
11/19/82	A	L	111-127	Dantley - 35	Theus - 42
12/4/82	H	W	131-124	Dantley - 57	Theus - 37
11/23/83	H*	L	117-128	Dantley - 24	Corzine - 23
2/21/84	A	W	117-95	Dantley - 28	Dalley - 15
3/9/85	A	W	111-105	Griffith - 40	Woodridge - 35
3/24/85	H	W	110-92	Dantley - 29	Jordan - 26
11/27/85	H	W	114-96	Dantley - 38	Woodridge - 22
12/21/85	A	L	104-117	Dantley - 20	Gervin - 21
12/3/86	H	W	99-94	Malone - 24	Jordan - 45
12/20/86	A	W	91-89	Malone - 17	Jordan - 27
12/2/87	H	L	101-105	Malone - 22	Jordan - 47
1/9/88	A	L	91-113	Malone - 25	Jordan - 45
11/30/88	H	W	107-93	Griffith - 32	Jordan - 33
1/6/89	A	W	106-92	Bailey - 33	Jordan - 27
11/15/89	H	W	108-107	Malone - 29	Jordan - 40
3/8/90	A	W	98-94	Malone - 27	Jordan - 43
11/13/90	H	L	82-84	K. Malone - 28	Jordan - 29
3/8/91	A	L	89-99	K. Malone - 19	Jordan - 37

DATE	H/A	W/L	SCORE	UTA HIGH SCORER	CHI HIGH SCORER
1/10/92	A	L	90-105	K. Malone - 17	Jordan - 37
2/3/92	H	W (3OT)	126-123	K. Malone - 34	Jordan - 34
2/1/93	H	L	92-96	K. Malone - 40	Jordan - 37
2/17/93	A	L	96-114	K. Malone - 20	Jordan - 27
1/14/94	A	L	91-107	K. Malone - 26	Pippen - 23
2/3/94	H	L	85-94	K. Malone - 24	Armstrong - 20
11/25/94	H	W	124-94	Malone - 27	Pippen - 15
12/17/94	A	W	97-89	Malone - 30	Kukoc - 19
11/24/95	H	L	85-90	Stockton - 23	Jordan - 34
12/23/95	A	L	86-100	Malone - 22	Jordan - 30
11/23/96	H	W	105-100	Malone - 36	Jordan - 44
1/6/97	A	L	89-102	Malone - 27	Pippen - 24
1/25/98	A	W	101-94	Malone - 35	Jordan - 32
2/4/98	H	W	101-93	Malone - 30	Jordan - 40
2/5/99	H	W	104-96	Malone - 21	Kukoc - 32
2/9/00	H	W	113-86	Malone - 30	Brand - 13
3/13/00	A	W	87-79	Malone - 31	Brand - 26
11/18/00	H	W	109-64	Malone - 26	Brand - 23
4/13/01	A	W	94-83	Malone - 32	Artest - 27
1/5/02	A	W (OT)	113-111	Malone - 32	Mercer - 29
1/30/02	H	W	90-78	Malone - 18	Robinson - 18
11/23/02	H	W	110-90	Malone/Harping - 20	Rose - 25
1/6/03	A	L	98-113	Harping - 18	Rose - 31
12/22/03	A	W	92-80	Kirilenko - 26	Gill - 13
2/4/04	H	L	79-95	Stevenson - 17	Curry - 23
11/24/04	H	L	99-101	Kirilenko - 20	Gordon - 22
1/7/05	A	L	78-84	Grisek/Harping - 13	Deng - 22
11/12/05	A	L	98-103	Okur - 33	Deng - 21
2/6/06	H	W (OT)	109-107	Harping - 28	Gordon - 35
1/20/07	A	W	95-85	Okur - 21	Gordon - 23
2/5/07	H	W	100-95	Okur - 20	Hinch - 26
2/9/08	H	W	97-87	Boozer - 22	Sefolosha - 22
3/11/08	A	L	96-108	Okur - 22	Gooden - 24
11/24/08	H	L	100-101	Okur - 26	Rose - 25
12/20/08	A	L	98-106	Okur - 23	Gordon - 26
11/26/09	H	W	105-86	Boozer - 28	Deng - 26
3/9/10	A	W	132-108	Williams - 28	Rose - 25
2/9/11	H	L	86-91	Jefferson - 26	Rose - 29
3/12/11	A	L	100-118	Jefferson - 33	Deng/Rose - 26
3/10/12	A	L	97-111	Mitsis - 26	Boozer - 27
2/8/13	H	L	89-93	Jefferson - 32	Boozer - 19
3/8/13	A	L	88-89	Jefferson - 23	Beinlini/Boozer - 22
11/8/13	A	L	73-97	Hayward - 15	Deng - 19
11/25/13	H	W (OT)	89-83	Williams - 17	Boozer - 26
11/24/14	H	L	95-97	Favors - 21	J. Butler - 25
1/7/15	A	W	97-77	Favors - 20	J. Butler - 16

OPPONENTS

*Alternate Site Home Games:

Jazz
Las Vegas, NV (11/23/83)

Bulls
none



One Center Court
Cleveland, OH 44115-4001
(216)-420-2000
www.cavs.com

2015-16 SCHEDULE

Tue, Nov. 10 @ Cleveland 5 p.m. MT (ROOT)
 Mon, March 14 CLEVELAND 7 p.m. MT (ROOT)

2014-15 RESULTS (1-1)

11/5/14 CLEVELAND W 102-100
 1/21/15 @ Cleveland L 92-106

JAZZ VS. CAVALIERS ALL-TIME

All-Time	Total	Home	Road
Jazz Record:	52-45	34-15	18-30
As New Orleans Jazz (*74-79):	10-16	6-7	4-9
As Utah Jazz (*79-pres.):	42-29	28-8	14-21
At Vivint Smart Home Arena (*91-pres.):	19-5		
At Quicken Loans Arena (*94-pres.):	6-14		
In Overtime:	2-2	0-2	2-0

DIRECTORY

Majority Owner/Chairman Dan Gilbert
 Vice Chairmen Jeff Cohen, Nate Forbes
 CEO Len Komoroski
 General Manager David Griffin
 Assistant General Manager Trent Redden
 Head Coach David Blatt (2nd Season w/ Cleveland, 53-29, (.646))
 Associate Head Coach Tyrone Lue
 Assistant Coaches Jim Boylan, Larry Drew,
 James Posey, Bret Brielmaier
 High Performance Director Alex Moore
 Head Athletic Trainer Stephen Spiro
 Performance Specialist Derek Millender
 Senior Vice President, Communications/Broadcasting Tad Carper
 Director, Basketball Communications B.J. Evans
 Basketball Communications Manager Jeff Schaefer
 Basketball Communications Coordinator Cherome Owens
 Senior Director of Corporate Communications Phyllis Salem

GENERAL INFORMATION

Home Court Quicken Loans Arena (20,562), opened in 1994
 Team Colors Wine, Gold and Dark Blue
 Radio WTAM (1100 AM): John Michael, Jim Chones, Mike Snyder
 LA MEGA (87.7 FM): Rafael Hernández Brito
 Television Fox Sports Ohio: Fred McLeod, Austin Carr, Allie Clifton

BACKGROUND

Founded 1970-71
 NBA Titles None
 2014-15 Record 53-29 (.646), Central Division Champions
 2015 Playoffs 14-6, Lost to Golden State (2-4) in NBA Finals

JAZZ VS. CAVALIERS SERIES RECORDS

	Streak	Last Jazz Win	Last Jazz Loss
Overall:	Lost 1	11/5/14 @ Utah (102-100)	1/21/15 @ Cleveland (92-106)
Home:	Won 1	11/5/14 (102-100)	1/10/14 (102-113)
Road:	Lost 3	3/5/12 (109-100)	1/21/15 (92-106)

	Biggest Jazz Win	Biggest Jazz Loss
Home:	23 (119-96), 1/25/88	18 (90-108), 1/21/06
Road:	22 (121-99), 11/23/82	27 (95-122), 3/16/03

	Jazz	Cavaliers
Longest Series Win Streak:	7 (2/22/85-1/25/88)	4 (3), last (11/16/07-11/14/09)
Most Points Scored:	139, @ New Orleans, 3/24/79	128, @ Cleveland, 12/19/86
Fewest Points Scored:	71, @ Utah, 1/15/05	74, @ Utah, 1/20/97
High Scorer:	46, Adrian Dantley @ Utah, 1/16/82	51, LeBron James @ Utah, 1/21/06
High Rebounder:	23, Rich Kelley @ New Orleans, 1/6/79	20, Elmore Smith @ Cleveland, 2/7/78
High Assists:	22, John Stockton @ Utah (OT), 12/11/89	18, John Bagley @ Cleveland, 11/22/85

JAZZ VS. CAVALIERS ALL-TIME IN PLAYOFFS

Have Never Met

CLEVELAND CAVALIERS

DATE	H/A	W/L	SCORE	UTA HIGH SCORER	CLE HIGH SCORER	DATE	H/A	W/L	SCORE	UTA HIGH SCORER	CLE HIGH SCORER
10/26/74	H	L	89-90	Barnett - 30	Carr - 23	12/23/91	A	L	112-113	Edwards - 30	Daugherty/James - 19
11/23/74	A	L	100-121	Barnett/Nelson - 18	Smith - 25	2/11/92	H	W	111-109	K. Malone - 26	Nance - 21
12/23/74	A	L	79-95	Maravich - 24	Smith - 15	12/19/92	A	L	104-121	K. Malone - 24	Daugherty - 27
2/11/75	A	L	86-100	Maravich - 18	Smith - 29	1/26/93	H	W	113-96	K. Malone - 28	Brandon - 21
3/9/75	H	W	90-86	Maravich - 26	Chones - 15	12/21/93	A	L	97-112	J. Malone - 21	Daugherty - 26
3/11/75	A	L	114-123	Williams - 23	Smith - 28	1/19/94	H	W	104-92	K. Malone - 28	Price - 24
3/16/75	H	L	111-113	James - 24	Brewer - 26	1/20/95	H	W	94-84	Malone - 28	Brandon - 24
11/1/75	A	W	103-91	Maravich - 27	Clemons - 17	3/16/95	A	L	85-93	Malone - 21	Phillis - 24
11/7/75	H	L	90-94	Nelson - 21	Russell - 22	12/21/95	A	W	89-87	Malone - 21	Phillis/Mills - 24
12/13/75	A	L	90-112	Bibby - 21	Chones - 22	3/22/96	H	W	88-75	Malone - 27	Brandon - 22
2/1/76	H	W	96-95	Maravich - 36	Smith - 18	12/22/96	A	L	94-100	Malone - 20	Brandon - 23
3/19/76	H	W	103-81	Bibby - 20	Chones - 20	1/20/97	H	W	94-74	Malone - 32	Phillis - 17
3/31/76	H	L	101-110	Maravich - 21	Clemons - 18	12/21/97	A	L	101-106	Malone - 24	Kemp - 24
4/8/76	A	L	97-111	Williams - 21	Chones - 20	1/12/98	H	W	106-99	Harcosack - 23	Ilgasuskas - 26
10/31/76	A	L	92-106	Maravich - 27	Smith - 17	3/9/99	H	W	88-75	Malone - 21	Kemp - 16
11/21/76	H	W	97-92	Maravich - 41	Carr - 19	3/7/00	H	W	113-95	Malone - 30	Miller - 15
3/24/77	A	W	92-87	Maravich - 36	Carr - 26	3/16/00	A	W	107-86	Eisley - 23	Ferry - 15
4/1/77	H	L	106-115	Maravich - 41	Carr - 25	12/16/00	A	L	92-99	Stockton - 16	Miller - 22
10/20/77	H	L	104-107	Maravich - 29	Russell - 23	3/30/01	H	W	95-88	Malone - 33	Miller - 24
12/21/77	A	W	113-102	Maravich - 42	Frazier - 29	2/18/02	A	W	103-92	Malone - 35	Murray - 25
2/7/78	A	L	99-122	Goodrich/Robinson - 21	Carr/Furrow - 22	3/28/02	H	W	112-91	Kirilenko/Padgett - 17	Davis - 23
2/24/78	H	W	101-98	Goodrich - 30	Chones - 16	1/18/03	H	W	95-78	Harpring - 22	Davis - 25
10/24/78	A	L	104-122	Maravich - 24	Russell - 28	3/16/03	A	L	95-122	Harpring/Massenburg - 20	Davis - 28
1/6/79	H	L	94-105	Maravich - 20	Mitchell - 32	1/17/04	A	L (OT)	96-102	Kirilenko - 27	Boozier - 32
2/24/79	A	W	105-96	Haywood - 31	Russell - 19	3/19/04	A	W	97-88	Bell - 23	Ilgasuskas - 24
3/24/79	H	W	139-117	Goodrich - 24	A. Carr - 21	1/15/05	H	L	71-84	three players - 12	James - 27
11/20/79	A	L	107-119	Bristow - 31	Russell - 33	3/15/05	A	L	73-92	Kirilenko - 14	James - 36
12/18/79	H	W	105-103	Dantley - 45	Robisch/Russell - 20	12/20/05	A	L	85-110	Ginick - 16	James - 25
11/6/80	H	W	112-96	Griffith - 30	Smith - 31	1/21/06	H	L	90-108	Okur - 20	James - 51
12/13/80	A	L	103-110	Dantley - 31	Mitchell - 32	2/14/07	H	W	99-98	Williams - 33	Hughes - 33
1/16/82	H	L	120-125	Dantley - 46	Brewer - 27	3/17/07	A	L	73-82	Boozier/Okur - 19	James - 24
3/13/82	A	L	115-121	Dantley - 28	Robinson - 25	11/7/07	H	W	103-101	Millsap - 24	James - 32
11/23/82	A	W	121-99	Dantley - 27	Wilkinson - 19	11/16/07	A	L	94-99	Boozier - 26	James - 40
3/2/83	H	W	118-113	Drew - 40	Robinson - 33	11/15/08	A	L	93-105	Boozier - 17	James - 38
12/13/83	A	W	107-105	Dantley - 35	Free - 26	1/24/09	H	L	97-102	Millsap - 24	James - 33
3/2/84	H	W	110-104	Griffith - 30	Free - 30	11/14/09	A	L	103-107	Boozier - 25	James/Williams - 21
1/24/85	H	L	109-110	Dantley - 29	Free - 35	1/14/10	H	W	97-96	Boozier - 19	James - 36
2/22/85	A	W	102-98	Bailey - 27	Hubbard - 19	12/20/10	A	W	101-90	Miles - 22	Gibson - 29
11/9/85	H	W	121-114	Dantley - 36	Hinson - 26	1/14/11	H	W	121-99	Williams - 26	Jamison - 26
11/22/85	A	W	121-113	Dantley - 33	Turpin - 26	1/10/12	H	W	113-105	Jefferson - 30	Jamison - 22
11/5/86	H	W	111-95	Griffith - 20	Turpin - 18	3/5/12	A	W	109-100	Jefferson - 25	Iving/Jamison - 22
12/19/86	A	W (OT)	134-128	Griffith - 28	Harper - 29	1/9/13	H	W	109-98	Foye - 20	Walters - 23
12/23/87	A	W	91-83	Malone - 26	Price - 26	3/6/13	A	L	101-104	Hayward - 25	Iving - 20
1/25/88	H	W	119-96	Malone - 26	3 players - 14	1/10/14	H	L	102-113	Jefferson - 18	Iving - 25
12/20/88	A	L	94-110	Malone - 30	Harper - 32	2/28/14	A	L	79-99	Hayward - 18	Iving - 21
3/13/89	H	W	98-83	Malone - 25	Harper - 20	11/5/14	H	W	102-100	Favors/Hayward - 21	K. Iving - 34
12/5/89	A	W	94-80	Hansen/Malone - 21	Ehlo - 14	1/21/15	A	L	92-106	Kanter - 24	L. James - 26
12/11/89	H	L (OT)	110-113	Malone - 32	Price - 27						
1/8/91	H	W	110-88	J. Malone - 28	James - 21						
1/18/91	A	W (OT)	106-99	Stockton - 27	Nance - 27						

OPPONENTS

*Alternate Site Home Games:

Jazz
none

Cavaliers
none



2500 Victory Avenue
Dallas, TX 75219
(214) 665-4660
www.mavs.com

2015-16 SCHEDULE

Fri, Nov. 20	@ Dallas	6:30 p.m. MT	(ROOT)
Tue, Feb. 9	@ Dallas	6:30 p.m. MT	(ROOT)
Mon, April 11	DALLAS	7 p.m. MT	(ROOT)

2014-15 RESULTS (0-4)

10/30/14	@ Dallas	L	102-120
11/7/14	DALLAS	L	82-105
2/11/15	@ Dallas	L	82-87
4/13/15	DALLAS	W	109-92

JAZZ VS. MAVERICKS ALL-TIME

All-Time	Total	Home	Road
Jazz Record:	90-69	59-21	31-48
As New Orleans Jazz ('74-79):	n/a	n/a	n/a
As Utah Jazz ('79-pres.):	90-69	59-21	31-48
At Vivint Smart Home Arena ('91-pres.):	35-14		
At American Airlines Center ('01-pres.):	3-23		
In Overtime:	1-2	1-0	0-2

DIRECTORY

Owner	Mark Cuban
Chief Operating Officer	Floyd Jahner
President of Basketball Operations/General Manager	Donn Nelson
Assistant General Manager	Keith Grant
Head Coach	Rick Carlisle (13th NBA Season, 619-431, -590)
	(7th w/ Dallas, 338-220, -606)
Assistant Coaches	Melvin Hunt, Kaleb Canales,
	Darrell Armstrong, Jamahl Mosley
Head Athletic Trainer	Casey Smith
Vice President of Basketball Communications	Sarah Melton
Director of Basketball Communications	Scott Tomlin
Basketball Communications Manager	Alan Rakowski

GENERAL INFORMATION

Home Court	American Airlines Center (19,200), opened in 2001
Team Colors	Blue, Black and Silver
Radio	ESPN Radio (103.3 FM): Chuck Cooperstein, Brad Davis;
Spanish Radio	ESPN Deportes (1540 AM): Victor Villalba
Television	FOX Sports Southwest: Mark Followill,
	Derek Harper, Jeff Wade

BACKGROUND

Founded	1980-81
NBA Titles	One (last 2010-11)
2014-15 Record	50-32 (.610), 4th in Southwest Division
2015 Playoffs	1-4, Lost to Houston (1-4) in First Round

JAZZ VS. MAVERICKS SERIES RECORDS

	Streak	Last Jazz Win	Last Jazz Loss
Overall:	Won 1	4/13/15 @ Utah (109-92)	2/11/15 @ Dallas (82-87)
Home:	Won 1	4/13/15 (109-92)	11/7/14 (82-105)
Road:	Lost 9	1/9/10 (111-93)	2/11/15 (82-87)

	Biggest Jazz Win	Biggest Jazz Loss
Home:	35 (113-78), 1/4/92	18 (83-101), 2/23/05
Road:	25 (112-87), 12/3/94	38 (88-126), 1/22/83

	Jazz	Mavericks
Longest Series Win Streak:	17 (1/4/92-1/23/95)	8 (3/24/14-1/11/15)
Most Points Scored:	144, @ Dallas, 10/31/80	136, @ Dallas (20T), 2/8/96
Fewest Points Scored:	68, @ Utah, 12/12/97	65 (2), last @ Utah, 2/26/99
High Scorer:	50, Adrian Dantley @ Utah, 10/31/80	47, Josh Howard @ Dallas, 12/8/07
High Rebounder:	26, Al Jefferson @ Utah (30T), 4/16/12	20, Chris Gatling @ Dallas, 11/16/96
High Assists:	20, John Stockton @ Utah, 4/21/89	25, Jason Kidd @ Utah (20T), 2/8/96
	Deron Williams @ Utah, 3/3/08	

JAZZ VS. MAVERICKS ALL-TIME IN PLAYOFFS (1986, 2001)

All-Time	Series	Total	Home	Road
Jazz Record:	0-2	3-6	3-2	0-4
In First Round:	0-2	3-6	3-2	0-4
In Conf. Semifinals:	--	--	--	--
In Conf. Finals:	--	--	--	--
w/ home court:	0-1			
w/o home court:	0-1			
At Vivint Smart Home Arena:		2-1		
At American Airlines Center:		--		
In Overtime:		--		

DALLAS MAVERICKS

DATE	H/A	W/L	SCORE	UTA HIGH SCORER	DAL HIGH SCORER	DATE	H/A	W/L	SCORE	UTA HIGH SCORER	DAL HIGH SCORER
10/28/80	A	W	104-96	Griffith - 33	Huston - 26	12/3/94	A	W	112-87	A Carr - 22	Jackson - 31
10/31/80	H	W	144-122	Dantley - 50	Dantley - 24	1/9/95	H	W	106-90	Malone - 32	Mashburn - 27
12/23/80	A	W	101-96	Dantley - 30	Robinson - 23	1/23/95	H	W	116-111	Malone - 28	Jackson - 34
1/8/81	H	W	99-97	Dantley - 40	Lagarde - 24	2/4/95	A	L	98-119	Malone - 22	Jackson - 30
3/18/81	H	W	120-113	Dantley - 48	Bymes - 25	3/8/95	H	W	114-87	Carr/Hornacek - 19	Mashburn - 17
3/21/81	A	L	95-105	Dantley - 28	Robinson - 20	3/25/95	A	L	110-117	Malone - 35	Mashburn - 28
10/30/81	H	W	105-89	Dantley - 39	Aguine - 19	1/2/96	A	W	102-92	Malone - 29	Kidd/Jackson - 23
12/2/81	A	W	114-103	Dantley - 36	Aguine - 34	2/8/96	A	L(20T)	133-136	Malone - 36	Jackson - 38
12/8/81	A	L	103-128	Dantley - 34	Aguine - 24	2/15/96	H	W	106-103	Malone - 30	Kidd - 34
1/23/82	A	L	110-122	Dantley - 24	Vincent - 34	3/25/96	H	W	103-86	Malone - 29	Brooks - 16
4/6/82	H	W	129-114	Dantley - 40	Vincent - 25	11/16/96	A	W	88-87	Stockton - 23	Gatling - 23
4/7/82	A	L	109-123	Griffith - 27	Vincent - 31	2/1/97	A	L	97-100	Malone - 36	Harper - 29
10/30/82	A	W	128-123	Dantley - 36	Aguine - 30	2/15/97	H	W	99-84	Hornacek - 18	Jackson - 19
1/15/83	H	W	107-105	Griffith - 32	Aguine - 32	3/2/97	H	W	96-65	Malone - 20	Bradley/Finley - 13
1/22/83	A	L	88-127	Eaves - 18	Vincent - 21	11/15/97	H	W	85-77	Malone - 26	Finley - 27
3/11/83	H	W	119-110	Griffith - 22	Aguine - 30	12/12/97	H	W	68-66	Malone - 23	Finley/Scott - 21
3/30/83	H	W	117-103	Green - 27	Aguine - 13	1/30/98	H	W	104-94	Malone - 29	Finley - 27
4/13/83	A	L	99-106	Griffith - 28	Aguine - 19	3/27/98	A	W	99-90	Malone - 33	Davis/Finley - 24
1/11/84	A	L	102-117	Dantley - 22	Aguine - 41	2/9/99	A	W	90-79	Malone - 31	Ceballos - 19
1/20/84	A	W	120-113	Dantley - 46	Aguine - 33	2/26/99	H	W	80-65	Russell - 17	Pack - 18
1/24/84	H*	L	115-123	Griffith - 28	Aguine - 32	3/5/99	H	W	106-95	Malone - 30	Finley - 29
2/25/84	H	L	95-97	Dantley - 36	Aguine - 28	12/8/99	H	W	85-79	Malone - 29	Ceballos - 19
3/17/84	H	W	118-103	Dantley - 40	Blackman - 29	1/6/00	A	W	105-92	Malone - 24	Finley - 30
4/7/84	A	L	100-109	Griffith - 37	Blackman - 32	2/24/00	A	W	92-85	Russell - 25	Ceballos - 26
11/12/84	H	W	123-97	Dantley - 32	Perkins - 19	3/27/00	H	L	105-113	Malone - 26	Finley - 31
12/22/84	H	L	96-113	Dantley - 25	Aguine - 28	11/4/00	A	W	112-106	Malone - 35	Nash - 24
12/29/84	A	W	99-97	Dantley - 25	Aguine - 27	11/20/00	H	L	98-107	Russell - 17	Finley - 29
2/1/85	A	W	121-109	Griffith - 30	Aguine - 38	3/26/01	H	L	90-98	Malone - 21	Finley - 33
2/26/85	A	W	103-96	Griffith - 31	Blackman - 23	4/7/01	A	W	116-103	Malone - 31	Howard - 24
3/27/85	H	W	116-101	Griffith - 30	Aguine - 30	12/10/01	H	W	107-96	Malone - 30	Nowitzki - 27
11/13/85	H	L	100-115	Dantley - 17	Blackman - 37	1/19/02	A	L	103-106	Malone - 28	Nowitzki - 34
1/4/86	A	L	106-119	Bailey - 19	Aguine - 30	4/8/02	H	L	96-105	Malone - 22	Finley/Van Exel - 20
1/17/86	H	W	139-112	Dantley - 31	Blackman - 18	4/16/02	A	L	87-96	Malone - 24	Finley - 35
2/2/86	A	L	97-100	Dantley - 19	Vincent - 20	12/20/02	A	W	93-81	Harpring - 19	Nowitzki - 28
3/15/86	A	L	98-108	Dantley - 33	Harper - 24	2/3/03	H	L	90-92	Harpring - 20	Nowitzki - 25
3/20/86	H	L	107-114	Dantley - 29	Blackman - 35	3/8/03	A	L	77-101	Malone - 16	Nowitzki - 21
10/31/86	A	L	77-103	Malone - 12	Aguine - 18	4/11/03	H	W	95-92	Malone - 23	Nowitzki - 34
11/11/86	H	W	111-106	Malone - 18	Blackman - 23	1/1/03	A	L	102-127	Stevens - 24	Dek - 22
11/29/86	A	L	107-118	Malone - 23	Blackman - 26	1/5/04	H	W	108-94	Bell - 25	Nowitzki - 24
12/11/86	H	W	103-99	Trippucka - 18	Aguine - 32	1/28/04	H	W	91-88	Korlenko - 23	Finley - 29
4/4/87	A	L	107-121	Scurry - 20	Aguine - 28	4/8/04	A	L	94-117	Bell - 18	Nowitzki - 27
4/8/87	H	W	103-90	Malone - 26	Blackman - 22	12/4/04	A	L	86-109	Harpring - 22	Nowitzki - 30
11/6/87	A	L	93-95	Malone - 25	Aguine - 31	2/23/05	H	L	83-101	Bell - 16	Nowitzki - 29
11/11/87	H	W	121-92	Malone - 32	Aguine - 21	4/9/05	A	L	81-88	Humphries - 15	Nowitzki - 24
2/9/88	A	L	93-124	Malone - 18	Harper - 21	11/2/05	H	W	93-82	Okur - 27	Terry - 22
2/10/88	H	W	93-80	Bailey - 24	Blackman - 18	1/28/06	A	L	89-103	Brown - 18	Howard - 24
3/16/88	H	W	120-105	Malone - 29	Aguine - 29	3/11/06	H	L	87-90	Okur - 32	Nowitzki - 34
4/8/88	A	L	95-118	Stockton - 15	Blackman - 21	4/16/06	A	L	95-111	Boozer - 21	Nowitzki - 22
11/26/88	A	L	93-113	Malone - 25	Harper - 29	12/11/06	H	W	101-79	Boozer - 31	Nowitzki - 26
12/9/88	H	L	89-97	Malone - 29	Blackman - 22	1/9/07	H	L	105-108	Boozer - 29	Nowitzki - 38
1/31/89	A	W	99-84	Stockton - 30	Harper - 25	4/13/07	A	W	104-89	Boozer - 32	Nowitzki - 23
2/9/89	H	L	87-94	Malone - 30	Aguine - 32	12/8/07	A	L	117-125	Williams - 41	Howard - 47
4/4/89	H	W	95-80	Malone - 22	Dantley - 25	12/26/07	H	W	99-90	Boozer - 21	Nowitzki - 20
4/21/89	A	L	89-91	Stockton - 19	Tarpley - 33	3/3/08	H	W	116-110	Boozer - 28	Howard - 25
12/7/89	H	W	107-97	Malone - 31	Harper - 24	4/10/08	A	L	94-97	Okur - 19	Nowitzki - 32
1/13/90	A	W	109-99	Malone - 42	Dantley - 30	12/26/08	H	W	97-88	Brewer - 21	Terry - 26
2/2/90	H	W	105-92	Malone - 30	Blackman - 23	1/17/09	A	L	108-115	Williams - 30	Nowitzki - 39
4/17/90	A	L	96-97	Malone - 39	Harper - 24	2/5/09	H	W	115-87	Williams - 34	Howard - 18
11/24/90	A	W	85-74	K Malone - 27	Blackman - 21	4/8/09	A	L	101-130	Williams - 18	Nowitzki - 31
12/27/90	H	W	110-102	K Malone - 35	Harper - 32	11/3/09	A	L	85-96	Williams - 22	Nowitzki - 40
11/11/91	A	W	110-99	K Malone - 38	Harper - 33	1/9/10	A	W	111-93	Williams - 20	Nowitzki - 29
4/5/91	A	W	93-87	K Malone - 31	Williams - 19	2/1/10	H	W	104-92	Milap - 25	Nowitzki - 28
4/10/91	H	W	97-91	K Malone - 26	Harper - 34	12/3/10	H	L	81-93	Milap - 21	Nowitzki - 26
11/23/91	A	L(OT)	109-121	K Malone - 33	Lever - 32	12/11/10	A	L	97-103	Williams - 34	Nowitzki - 31
1/4/92	H	W	113-78	K Malone - 26	Smith - 16	2/23/11	A	L	99-118	Jefferson - 30	Nowitzki - 23
2/1/92	A	W	104-90	K Malone - 26	Davis - 19	3/26/11	H	L	77-94	Jefferson - 21	Terry - 22
2/19/92	H	W	118-96	K Malone - 23	Davis - 14	1/19/12	H	L	91-94	Jefferson - 22	Marion - 22
4/9/92	H	W	113-90	K Malone - 28	Williams - 20	1/27/12	A	L	101-116	Milap - 20	Beaubois - 22
11/7/92	A	W	122-106	K Malone - 31	Harper - 26	3/3/12	A	L	96-102	Williams - 24	Nowitzki - 40
12/1/92	H	W	116-101	K Malone - 27	Davis/Moore - 20	4/16/12	H	W(3OT)	123-121	Jefferson - 28	Nowitzki - 40
1/9/93	A	W	126-102	J Malone - 27	Iuzzolino - 18	10/31/12	H	W	113-94	Ma Williams/Mo Williams - 21	Collison - 17
3/15/93	A	W	109-96	K Malone - 36	Smith - 22	1/7/13	H	W	100-94	Hayward - 27	Nowitzki - 20
4/12/93	H	W	107-94	K Malone - 27	Roos - 20	3/24/13	A	L	108-113	Kanter - 17	James - 19
11/5/93	H	W	102-86	K Malone - 29	Mashburn - 22	11/22/13	A	L	93-103	Williams - 19	Ellis - 26
11/13/93	A	W	101-100	J Malone - 25	Harris/Mashburn - 20	2/7/14	A	L	81-103	Williams - 21	Ellis - 22
1/3/94	H	W	115-85	Chambers - 20	Jackson - 23	3/12/14	H	L	101-108	Milap - 20	Nowitzki - 21
3/5/94	A	W	103-90	K Malone - 34	Mashburn - 22	4/8/14	H	L	83-95	Favors - 19	Nowitzki - 31
4/7/94	H	W	99-82	K Malone - 25	Mashburn/Roos - 14	10/30/14	A	L	102-120	Favors - 17	D. Nowitzki/C. Parsons - 21
						11/7/14	H	L	82-105	Burks - 14	P. Millsap - 30
						2/11/15	A	L	82-87	Burke - 16	J. Barea - 22
						4/13/15	H	W	109-92	Bottom - 21	J. Barea - 18

OPPONENTS

*Alternate Site Home Games:

Jazz
Las Vegas (1/24/84)

Mavericks
none



1000 Chopper Circle
Denver, CO 80204

(303) 405-1100
www.nuggets.com

2015-16 SCHEDULE

Thu, Nov. 5	@ Denver	7 p.m. MT	(ROOT)
Fri, Dec. 18	DENVER	7 p.m. MT	(ROOT)
Wed, Feb. 3	DENVER	7 p.m. MT	(ROOT)
Sun, April 10	@ Denver	3 p.m. MT	(ROOT)

2014-15 RESULTS (2-2)

12/1/14	DENVER	L	101-103
2/27/15	@ Denver	W	104-82
3/27/15	@ Denver	L	91-107
4/11/15	DENVER	W	98-84

JAZZ VS. NUGGETS ALL-TIME

All-Time	Total	Home	Road
Jazz Record:	104-75	70-20	34-55
As New Orleans Jazz (*74-79):	3-9	3-3	0-6
As Utah Jazz (*79-pres.):	101-66	67-17	34-49
At Vivint Smart Home Arena (*91-pres.):	40-10		
At Pepsi Center (*99):	13-19		
In Overtime:	4-3	1-0	3-3

DIRECTORY

Owner	E. Stanley Kroenke
President & Governor	Josh Kroenke
General Manager & Executive V.P. of Basketball Operations	Tim Connelly
Assistant General Manager	Arturas Karnisovas
Director of Basketball Operations	Ben Tenzer
Head Coach	Michael Malone (3rd NBA Season, 39-67, *368)
.....	(1st with Denver)
Assistant Coaches	Ed Pinckney, Wes Unseld Jr., Chris Fleming,
.....	Micah Nori, Ryan Bowen, Dee Brown,
.....	Noel Gillespie, John Beckett
Head Athletic Trainer	Dan Shimensky
Media Relations Director	Tim Gelt
Media Relations Manager	Nick O'Hayre
Media Relations Coordinator	Cody Wise
Media Relations Associate	Steven Blevins
Director of Player Services and Broadcast Relations	Tim Dixon

GENERAL INFORMATION

Home Court	Pepsi Center (19,155), built in 1999
Team Colors	Dark Blue, Light Blue, Yellow
Radio	Altitude Radio Network: Jason Kosmicki
Television	Altitude Sports & Entertainment: Chris Marlowe,
.....	Scott Hastings

BACKGROUND

Founded	1967-68, Denver Rockets (ABA);
.....	1974-75, Denver Nuggets (ABA); joined NBA in 1976-77
NBA Titles	None
2014-15 Record	30-52 (.366), 4th in Northwest Division
2015 Playoffs	Did Not Qualify

JAZZ VS. NUGGETS SERIES RECORDS

	Streak	Last Jazz Win	Last Jazz Loss
Overall:	Won 1	4/1/15 @ Utah (98-84)	3/27/15 @ Denver (91-107)
Home:	Won 1	4/1/15 (98-84)	12/1/14 (101-103)
Road:	Lost 1	2/27/15 (104-82)	3/27/15 (91-107)

	Biggest Jazz Win	Biggest Jazz Loss
Home:	41 (129-88), 2/1/95	21 (75-96), 1/20/04
Road:	33 (132-99), 12/30/97	30 (83-113), 1/20/06

	Jazz	Nuggets
Longest Series Win Streak:	9 (11/27/96-2/18/99)	5 (12/20/78-11/8/79)
Most Points Scored:	151 (2), last @ Utah, 4/10/82	154, @ Denver, 3/16/82
Fewest Points Scored:	75 (2), last @ Denver, 3/14/04	75, @ Utah, 4/3/98
High Scorer:	55, Adrian Dantley @ Utah, 2/6/81	51, Mahmoud Abdul-Rauf @ Utah, 12/7/95
High Rebounder:	25, Mark Eaton @ Utah, 11/17/87	24, Marcus Camby @ Denver, 1/17/08
High Assists:	21, John Stockton @ Utah, 2/14/89	16, Fat Lever @ Utah, 2/24/88

JAZZ VS. NUGGETS ALL-TIME IN PLAYOFFS (1984, 1985, 1994, 2010)

All-Time	Series	Total	Home	Road
Jazz Record:	3-1	12-11	9-3	3-8
In First Round:	2-0	7-4	5-1	2-3
In Conf. Semifinals:	1-1	5-7	4-2	1-5
In Conf. Finals:	--	--	--	--
w/ home court:	2-0			
w/o home court:	1-1			
At Vivint Smart Home Arena:		6-1		
At Pepsi Center:		1-2		
In Overtime:		1-2	0-1	1-1

DENVER NUGGETS

DATE	H/A	W/L	SCORE	UTA HIGH SCORER	DEN HIGH SCORER	DATE	H/A	W/L	SCORE	UTA HIGH SCORER	DEN HIGH SCORER
12/5/76	H	L	105-117	James - 34	Issel - 29	11/30/93	H	W	103-92	K. Malone - 28	Abdul-Rauf - 18
1/12/77	A	L	99-110	Maravich - 27	Issel - 29	12/10/93	A	L	98-107	K. Malone - 27	Abdul-Rauf - 25
1/28/77	A	L	96-108	Maravich - 28	Issel - 31	2/8/94	A	W	96-95	K. Malone - 24	Rogers - 23
4/10/77	H	W	139-125	Maravich - 45	Thompson - 40	4/2/94	H	W	101-91	K. Malone - 31	Abdul-Rauf - 19
11/9/77	A	L	112-115	Robinson - 24	Thompson - 31	4/22/94	A	W	113-106	K. Malone - 38	Abdul-Rauf - 31
11/24/77	H	W	131-129	Maravich - 31	Issel/Thompson - 29	11/12/94	A	L	110-119	Hornack - 35	Pack - 26
1/10/78	A	L (OT)	110-115	Maravich - 29	Issel - 28	1/11/95	H	W	114-88	Malone - 22	Glenn/Rose - 17
3/26/78	H	L	100-109	Robinson - 26	Thompson - 42	2/1/95	H	W	129-88	Malone - 30	Stith - 16
11/30/78	H	W	111-105	Maravich - 28	Scott/Thompson - 22	2/26/95	A	W	110-96	Malone - 34	Abdul-Rauf - 19
12/20/78	A	L	112-121	Maravich - 25	McGinnis - 39	3/22/95	H	W	103-91	Malone - 23	Abdul-Rauf - 22
1/16/79	H	L	100-104	Thompson - 29	Thompson - 24	4/1/95	H	W	109-86	Malone - 19	MacLean - 16
2/18/79	A	L	112-115	Malone - 29	Thompson - 31	11/25/95	A	L	91-94	Malone - 28	D. Ellis - 22
10/27/79	A	L	96-116	Dantley - 25	Thompson - 25	12/7/95	H	L	119-124	Malone - 26	Abdul-Rauf - 51
11/8/79	H	L	92-96	Maravich - 21	Issel - 32	2/24/96	A	L	90-99	Stoddard - 24	Abdul-Rauf - 31
12/8/79	A	W	119-103	Dantley - 30	Issel - 30	11/27/96	H	W	107-103	Malone - 31	Stith - 14
12/25/79	H	W	122-111	Furlow - 37	Issel - 37	12/7/96	A	W	104-91	Malone - 21	D. Ellis - 19
3/18/80	A	L	94-96	Boone - 35	Issel - 32	1/28/97	H	W	114-99	Malone - 28	L. Ellis - 23
3/25/80	H	W	109-91	Hardy - 22	Wilkinson - 17	3/23/97	A	W	120-103	Malone - 35	McVey - 24
10/12/80	A	W (OT)	125-121	Dantley - 38	Issel - 29	11/1/97	H	W	102-84	Malone - 24	Stith - 18
10/18/80	H	W	117-115	Dantley - 42	English - 26	11/7/97	A	W	91-89	Malone - 20	E. Williams - 25
12/4/80	H	W	122-118	Dantley - 40	Issel - 25	12/30/97	A	W	132-99	Ostertag - 21	Elman - 27
1/7/81	A	W	121-117	Dantley - 51	Issel - 33	4/1/98	H	W	97-75	Malone - 22	Glen/Forsyth - 17
2/6/81	H	L	116-120	Dantley - 55	Issel - 37	2/18/99	H	W	97-86	Russell - 21	Van Exel - 19
3/22/81	A	L	108-113	Griffith - 21	Thompson - 28	2/24/99	A	L	87-97	Malone - 22	McVey - 24
11/13/81	H	W	131-124	Dantley - 38	Issel - 32	3/11/99	H	W	94-89	Malone - 28	McVey - 39
11/28/81	A	L (OT)	124-131	Dantley - 43	Issel - 30	1/3/00	H	W	109-89	Malone - 33	McVey - 24
2/10/82	A	W	151-148	Dantley - 42	Issel - 37	3/21/00	H	W	96-83	Malone - 28	McVey - 25
2/15/82	A	L	134-145	Dantley - 40	Vandeweghe - 24	4/1/00	A	L	92-112	Malone - 27	McVey - 33
3/16/82	A	L	138-154	Dantley - 38	English - 32	4/18/00	A	L (OT)	104-105	Padgett - 13	LaFrentz - 32
4/10/82	H	W	151-136	Dantley - 53	Issel - 25	4/1/00	H	W	115-78	Malone - 21	Anthony - 17
11/10/82	H	W	125-119	Dantley - 43	Issel - 32	1/5/01	A	L	87-100	Malone - 33	McVey - 31
1/12/83	A	L	118-126	Griffith - 22	Vandeweghe - 30	1/25/01	H	W	98-96	Marshall - 34	McVey - 24
2/5/83	A	L	136-143	Drew - 30	English - 33	1/29/01	A	W	97-91	Malone - 30	Van Exel - 21
3/9/83	H	L	109-122	Griffith - 34	English - 32	1/14/02	H	W	106-97	Malone - 26	Van Exel - 26
3/13/83	A	L	117-130	3 players - 16	English - 30	2/20/02	A	W	110-99	Malone/Padgett - 21	Johnson - 19
4/12/83	H	W	125-116	Griffith - 30	Vandeweghe - 34	3/4/02	H	W	100-82	Malone - 21	Lenard - 20
10/28/83	A	L	125-139	Dantley - 40	Vandeweghe - 37	4/2/02	A	L	90-98	Stoddard - 19	Howard - 20
11/25/83	H	W	126-124	Dantley - 47	English - 34	4/2/02	H	W	96-79	Marshall - 21	Howard - 17
12/23/83	H	W	118-116	Dantley - 27	English - 30	1/15/03	A	W	92-81	Matt Harpring - 17	Nenè - 24
12/30/83	A	L	130-135	Dantley - 32	Issel - 31	2/22/03	H	W	99-89	Malone - 20	Howard - 20
3/3/84	A	L	122-131	Dantley - 36	English - 44	3/18/03	H	W	99-81	Harpring - 22	Howard - 16
4/10/84	H*	W	135-120	Green - 45	Vandeweghe - 35	1/9/04	A	L	96-106	Steverson - 19	Anthony - 27
11/10/84	A	L	135-147	Green - 23	English - 44	1/20/04	H	L	75-96	Williams - 20	Lenard - 20
11/30/84	H	W	116-97	Griffith - 24	Issel - 24	3/14/04	A	L	75-102	Arroyo - 13	Miller - 24
12/1/84	A	L	111-118	Griffith - 27	Natt - 28	3/27/04	H	W	85-83	Arroyo - 19	Anthony - 25
1/4/85	H	W	118-108	Griffith - 24	Natt - 32	11/6/04	A	W	106-82	Boozer - 30	Boydkins - 17
1/28/85	A	L	100-104	Dantley - 28	English - 24	11/8/04	H	W	102-91	Kienleko - 24	Anthony - 17
3/26/85	A	L	89-104	Dantley/Wilkins - 16	English - 25	2/8/05	A	L	87-97	Okur - 21	Anthony - 25
11/29/85	H	L	114-129	Dantley - 24	English - 32	3/30/05	H	L	98-109	Okur - 23	Miller - 24
1/11/86	A	L	106-114	Malone - 24	English - 24	1/20/06	A	L	83-113	Brown - 23	Anthony - 31
2/1/86	H	W (OT)	117-114	Dantley - 27	English - 25	2/1/06	H	W	103-90	Okur - 28	Anthony - 20
3/26/86	H	W	116-101	Dantley - 37	English - 27	3/29/06	A	W	115-104	Okur - 24	Anthony - 31
3/28/86	A	L	120-128	Dantley - 35	English/Natt - 35	4/12/06	H	W	104-83	Boozer - 25	Anthony - 18
4/12/86	A	L	117-99	Green - 27	Schayes - 20	1/6/07	A	W	96-84	Williams - 28	Boydkins/Johnson - 22
11/6/86	A	L	121-135	Malone - 19	English - 36	1/26/07	H	W	116-111	Boozer - 25	Anthony - 37
11/15/86	H	W	111-103	Green - 22	Handlik - 27	2/23/07	A	W	114-104	Williams - 26	Anthony - 36
12/10/86	A	W	112-110	Malone - 24	English - 33	4/11/07	H	L	106-115	Harpring - 31	Anthony - 32
3/11/87	A	L	116-122	Malone - 33	Walker - 39	1/17/08	A	L	109-120	Williams - 23	Kleiza - 41
3/23/87	H	W	122-118	Malone - 33	Walker - 39	2/6/08	A	W (OT)	118-115	Williams - 29	Iverson - 34
4/10/87	H	W	106-103	Griffith - 20	English - 31	3/8/08	H	W	132-105	Okur - 27	Iverson - 28
11/17/87	H	W	120-110	Malone - 25	Lover - 18	4/12/08	H	W	124-97	3 players - 20	Iverson - 28
12/29/87	A	W	99-87	Malone - 37	Schayes - 27	10/29/08	H	W	98-94	Boozer - 25	Iverson/Martin - 18
2/14/88	A	L	93-107	Malone - 31	English - 25	1/25/09	A	L	97-117	Brewer - 16	Nenè - 28
2/24/88	H	L	120-123	Malone - 38	English/Rasmussen - 35	3/6/09	H	W	97-91	Williams - 25	Smith - 27
3/14/88	A	W	116-115	Bailey - 41	English - 27	4/2/09	A	L	104-114	Miles - 19	Smith - 28
3/18/88	H	W	118-111	Malone - 30	Adams - 22	10/28/09	A	L	105-114	Williams - 28	Anthony - 30
2/4/89	A	L	126-127	Malone - 33	Schayes - 37	1/2/10	H	L	95-105	Boozer - 18	Lawson - 23
2/14/89	H	W	119-105	Malone - 28	Adams/Davis - 18	1/15/10	A	L	112-119	Williams - 23	Anthony - 37
2/24/89	A	L	102-121	Malone - 25	Adams - 32	2/8/10	H	W	116-106	Kienleko/Williams - 22	Lawson - 25
3/25/89	H	W	112-90	Malone - 37	English - 19	10/27/10	A	L	88-110	Williams - 17	Anthony - 23
4/8/89	A	L	106-110	Malone - 34	English - 26	2/4/11	A	W	113-106	Jefferson - 28	Anthony - 31
4/12/89	H	W	107-102	Malone - 40	Davis - 29	3/3/11	H	L	101-103	Miles - 22	Lawson - 23
11/3/89	H	W	122-113	Malone - 40	Rasmussen - 25	4/13/11	H	W	107-103	Hayward - 34	Chandler - 27
1/6/90	A	W (OT)	123-120	Malone - 48	Davis - 36	12/28/11	A	L	100-117	Jefferson - 19	Nenè - 25
1/10/90	H	W	130-89	Malone - 31	Rasmussen - 20	1/15/12	A	W	106-96	Miltap - 26	Gallinari/Nenè - 18
3/11/90	A	L	110-118	Malone - 35	Adams - 25	3/23/12	H	W	121-102	Hayward - 23	Hayward - 20
12/13/90	H	W	141-126	K. Malone - 36	Woolridge - 29	11/9/12	A	L	84-104	Hayward - 15	Brewer - 20
1/26/91	A	L	115-120	K. Malone - 39	Adams - 37	11/26/12	H	W	105-103	Jefferson - 28	Fairied - 21
3/20/91	A	W	106-98	K. Malone - 31	Adams - 30	1/5/13	A	L	91-110	Miltap - 15	Gallinari - 26
4/13/91	H	W	121-110	K. Malone - 41	Woolridge - 20	4/3/13	H	L	96-113	Hayward - 18	Gallinari - 21
11/22/91	H	W	121-96	J. Malone - 31	Mutombo - 28	11/11/13	H	L	81-100	Hayward - 22	Lawson - 17
1/23/92	A	L	111-115	K. Malone - 38	Williams - 23	12/13/13	A	W	103-93	Hayward - 30	Chandler/Hampton - 17
2/15/92	H	W	106-93	J. Malone - 24	Williams - 23	1/13/14	H	W	118-103	Burks - 34	Lawson - 23
3/9/92	A	L	112-88	K. Malone - 28	Litch/Williams - 16	4/2/14	A	L	94-101	Hayward - 23	Foye - 26
3/19/92	H	W	115-100	K. Malone - 31	Williams - 21	12/14/14	H	L	101-103	Hayward - 25	W. Chandler/T. Lawson - 15
4/7/92	A	W	124-101	K. Malone - 24	Williams - 20	2/27/15	A	W	104-82	Favors - 21	W. Barton - 22
11/10/92	A	W	118-109	K. Malone - 29	Jackson - 27	3/27/15	A	L	91-107	Hayward - 24	T. Lawson/J. Nelson - 18
12/5/92	H	W	119-89	K. Malone - 30	Ellis - 14	4/1/15	H	W	98-84	Gobert - 20	K. Faried - 19
2/3/93	H	W	100-96	K. Malone - 28	Liberty - 20						
3/22/93	A	L	93-107	J. Malone - 19	Mutombo - 21						
3/29/93	H	L	101-114	K. Malone - 26	Jackson - 23						

OPPONENTS

*Alternate Site Home Games:

Jazz
Las Vegas (4/10/84)

Nuggets
none



6 Championship Drive
Auburn Hills, MI 48326

(248) 377-0100
www.pistons.com

2015-16 SCHEDULE

Wed, Oct. 28 @ Detroit 5:30 p.m. MT (ROOT)
Mon, Jan. 25 DETROIT 7 p.m. MT (ROOT)

2014-15 RESULTS (1-1)

11/9/14 @ Detroit W 97-96
3/14/15 DETROIT W 88-85

JAZZ VS. PISTONS ALL-TIME

All-Time	Total	Home	Road
Jazz Record:	57-33	34-11	23-22
As New Orleans Jazz (*74-79):	7-13	4-6	3-7
As Utah Jazz (*79-pres.):	50-20	30-5	20-15
At Vivint Smart Home Arena (*91-pres.):	20-3		
At The Palace of Auburn Hills (*88-pres.):	17-9		
In Overtime:	4-2	2-1	2-1

DIRECTORY

Principal Owner Tom Gores
Vice Chairman Arn Tellem
President & CEO, Palace Sports & Entertainment/Pistons
..... Dennis Mannion
President of Basketball Operations/Head Coach Stan Van Gundy
..... (10th NBA Season, 403-258, .610)
..... (2nd Season w/ Detroit, 32-50, .390)
General Manager Jeff Bower
Assistant General Managers Ken Catanella, Jeff Nix, Brian Wright
Executive Director, Basketball Operations Andrew Loomis
Assistant Coaches Bob Beyer, Brendan Malone,
..... Malik Allen, Tim Hardaway, Charles Klask
Director of Sports Medicine/Head Athletic Trainer Jon Ishop
Strength & Conditioning Coach Anthony Harvey
Director, Team Operations Mike Abdenour
Vice President, Public Relations Kevin Gigg
Senior Director, Public Relations Cletus Lewis
Public Relations Coordinators Michelle Fikany, Michael Horan

GENERAL INFORMATION

Home Court The Palace of Auburn Hills (21,165), opened in 1988
Team Colors Red, White, Blue
Radio Detroit Sports (105.1 FM):
..... George Blaha, Mark Champion, Rick Mahorn
Television FS Detroit: George Blaha, Greg Kelsor

BACKGROUND

Founded 1948-49, Fort Wayne Pistons; 1957-58, Detroit Pistons
NBA Titles Three (last 2003-04)
2014-15 Record 32-50 (.390), 5th in Central Division
2015 Playoffs Did Not Qualify

JAZZ VS. PISTONS SERIES RECORDS

	Streak	Last Jazz Win	Last Jazz Loss
Overall:	Won 2	3/14/15 @ Utah (88-85)	3/24/14 @ Utah (94-114)
Home:	Won 1	3/14/15 (88-85)	3/24/14 (94-114)
Road:	Won 3	11/9/14 (97-96)	2/26/11 (116-120)

	Biggest Jazz Win	Biggest Jazz Loss
Home:	25 (121-96), 11/18/94	20 (94-114), 3/24/14
Road:	21, (110-89), 1/17/14	32 (83-115), 2/4/90

	Jazz	Pistons
Longest Series Win Streak:	11 (12/12/05-1/3/11)	4 (2), last (3/19/02-12/21/03)
Most Points Scored:	143, @ Utah, 3/19/84	128, @ Detroit, 11/18/83
Fewest Points Scored:	62, @ Detroit, 3/13/05	64, @ Detroit, 3/13/05
High Scorer:	43, Adrian Dantley @ Utah, 3/19/84	44, Isiah Thomas @ Detroit, 11/15/91
High Rebounder:	24, Rich Kelley @ New Orleans, 4/5/79	23, Dennis Rodman @ Detroit, 3/3/93
High Assists:	19, John Stockton @ Utah, 11/12/93	18, Isiah Thomas @ Detroit, 11/18/83
		Isiah Thomas @ Detroit, 12/17/86

JAZZ VS. PISTONS ALL-TIME IN PLAYOFFS

Have Never Met

DETROIT PISTONS

DATE	H/A	W/L	SCORE	UTA HIGH SCORER	DET HIGH SCORER
11/1/74	A	L	93-103	Barnett - 17	Money - 21
11/17/74	H	L	85-99	Maravich - 24	Lanier - 26
1/2/75	A	L	95-99	Maravich - 31	Lanier - 36
3/23/75	H	L	114-125	Williams - 28	Bing - 29
10/24/75	H	W	114-106	Maravich - 31	Lanier - 29
1/10/76	A	W	104-99	Maravich - 34	Mengler/Rowe - 29
4/2/76	A	L	102-116	Maravich - 28	Porter - 19
4/11/76	H	W	112-105	Maravich - 31	Lanier/Rowe - 15
11/7/76	H	L	107-115	Maravich - 30	Lanier - 30
11/17/76	A	L	95-118	Maravich - 23	Carr/Lanier - 24
12/19/76	H	L	110-125	Maravich - 29	Lanier - 34
3/23/77	A	W	95-89	Maravich - 31	Douglas - 23
12/10/77	A	L	86-104	Maravich - 20	Money - 23
12/18/77	H	L	108-117	Maravich - 25	Lanier - 37
1/22/78	H	W	100-97	Maravich - 30	Money - 27
2/11/78	A	L	96-106	McElroy - 27	Lanier - 41
10/17/78	H	W	114-109	Maravich - 36	J. Long - 25
2/10/79	A	W	107-105	Haywood - 26	Carr - 24
3/3/79	A	L	101-110	Haywood - 30	Carr - 24
4/5/79	H	L	104-120	Kelley - 29	Long - 24
11/21/79	A	L	93-98	Dantley - 34	Mokdoo - 22
1/8/80	H	W	124-110	Dantley - 34	Mokdoo - 34
11/26/80	A	W	104-97	Dantley - 35	Hubbard - 28
1/26/81	H	W	102-99	Griffith - 35	J. Long - 28
11/21/81	A	L	86-95	Dantley - 24	Thomas - 28
1/19/82	H	W	123-117	Dantley - 42	Benson - 23
12/28/82	H	W (OT)	105-98	Griffith - 28	Thomas - 22
3/16/83	A	W	125-115	Eaves - 35	Tyler - 26
11/18/83	A	L	120-128	Dantley - 34	Lambiee - 22
3/19/84	H	W	143-125	Dantley - 43	Lang/Tripucka - 28
12/20/84	H	W	117-116	Dantley - 41	Thomas - 38
3/7/85	A	W	122-114	Griffith - 31	Trippucka - 25
2/17/86	A	L	96-117	Dantley - 21	Thomas - 31
3/17/86	H	W	107-106	Dantley - 25	Thomas - 32
12/17/86	A	L	107-122	Malone - 27	Dantley/Thomas - 20
1/21/87	H	W	112-108	Malone - 23	Thomas - 30
1/20/88	H	L	117-120	Malone - 39	Dantley/Thomas - 28
3/9/88	A	L	98-103	Malone - 26	Lambiee - 27
3/1/89	A	L	85-96	Malone - 27	Johnson - 34
3/29/89	H	L (OT)	104-108	Bailey - 27	Thomas - 25
12/15/89	H	W	94-91	Malone - 27	Dumas - 26
2/4/90	A	L	83-115	Malone - 19	Edwards - 21
12/5/90	H	W	106-85	J. Malone - 27	Thomas - 21
3/1/91	A	W	94-82	K. Malone - 32	Dumas - 21
11/15/91	A	L	115-123	K. Malone - 31	Thomas - 44
12/14/91	H	W	102-100	J. Malone - 31	Dumas - 28
3/3/93	A	W	106-98	K. Malone - 38	Thomas - 40
3/17/93	H	W	104-80	K. Malone - 22	Thomas - 14

DATE	H/A	W/L	SCORE	UTA HIGH SCORER	DET HIGH SCORER
11/12/93	H	W	109-89	K. Malone - 28	Polynice - 17
1/17/94	A	W	109-94	J. Malone/K. Malone - 25	Anderson - 23
11/18/94	H	W	121-96	Homacek - 21	Hill - 16
1/18/95	A	W	99-86	Malone - 31	Addison - 23
11/17/95	A	W	86-81	Stockton - 21	Houston - 25
1/29/96	H	W	106-97	Malone - 40	Hill - 34
1/11/97	A	L	77-87	Malone - 19	Hill/Hunter - 19
3/7/97	H	W	95-88	Malone - 41	Hill - 29
1/19/98	H	W	98-89	Malone - 30	Hill - 26
3/15/98	A	W	109-98	Malone - 28	Hill - 29
3/21/99	A	L (OT)	101-104	Malone - 31	Stackhouse - 32
2/19/00	H	W	91-87	Malone - 33	Hunter - 24
3/1/00	A	W	107-94	Malone - 31	Hill - 26
11/26/00	A	W	94-79	Malone - 24	Stackhouse - 37
3/20/01	H	W	84-79	Stockton - 14	Stackhouse - 29
3/15/02	A	W	100-97	Kirilenko - 27	Stackhouse - 24
3/19/02	H	L	87-94	Malone - 22	3 players - 20
11/6/02	H	L	78-80	Kirilenko - 17	Hamilton - 28
11/15/02	A	L	75-86	Ostertag - 11	Hamilton - 25
12/21/03	A	L	75-96	Arroyo - 11	Atkins/Billups - 19
3/1/04	H	W	94-86	Gibcek - 24	R. Wallace - 27
11/13/04	H	W	108-93	Bozzer - 21	Hamilton - 21
3/13/05	A	L	62-64	Kirilenko - 27	Hamilton - 15
12/12/05	H	W	92-78	Okur - 24	Hamilton/Wallace - 26
1/7/06	A	W (OT)	94-90	Kirilenko - 24	Billups - 24
11/6/06	H	W	103-101	Okur - 23	R. Wallace - 25
1/17/07	A	W	100-99	Williams - 31	Billups - 26
11/25/07	A	W	103-93	Bozzer - 36	McDyess - 19
2/27/08	H	W	103-95	Okur - 24	Hamilton - 22
12/19/08	A	W (OT)	120-114	Williams - 29	Iverson - 38
1/10/09	H	W	99-82	Okur - 22	Stuckey - 19
11/21/09	H	W (OT)	100-97	Bozzer/Kirilenko - 22	Gordon - 25
3/10/10	A	W	115-104	3 players - 18	Villanueva - 19
1/3/11	H	W	102-97	Williams - 22	T. Prince - 26
2/26/11	A	L	116-120	Millap - 23	Stuckey - 28
3/12/12	H	W	105-90	Jefferson - 33	Stuckey - 29
1/12/13	A	W	90-87	Jefferson - 20	Night - 16
3/11/13	H	W	102-90	Mo Williams - 20	Jensky/Monroe - 15
1/17/14	A	W	110-89	Burke - 20	Stuckey - 21
3/24/14	H	L	94-114	Hayward - 32	Drummond/Stuckey - 19
11/9/14	A	W	97-96	Hayward - 17	B. Jennings - 23
3/14/15	H	W	88-85	Favors - 26	G. Monroe - 16

OPPONENTS

*Alternate Site Home Games:

Jazz
none

Pistons
none



1011 Broadway
Oakland, CA 94607

(510) 986-2200
www.warriors.com

2015-16 SCHEDULE

Mon, Nov. 30	GOLDEN STATE	7 p.m. MT	(ROOT)
Wed, Dec. 23	@ Golden State	8:30 p.m. MT	(ROOT)
Wed, March 9	@ Golden State	8:30 p.m. MT	(ROOT)
Wed, March 30	GOLDEN STATE	7 p.m. MT	(ROOT)

2014-15 RESULTS (0-4)

11/21/14	@ Golden State	L	88-101
1/13/15	GOLDEN STATE	L	105-116
1/30/15	GOLDEN STATE	W	110-100
3/21/15	@ Golden State	L	91-106

JAZZ VS. WARRIORS ALL-TIME

All-Time	Total	Home	Road
Jazz Record:	103-67	65-20	38-47
As New Orleans Jazz ("74-79):	12-8	8-2	4-6
As Utah Jazz ("79-pres.):	91-59	57-18	34-41
At Vivint Smart Home Arena ("91-pres.):	35-11		
At ORACLE Arena ("98-pres.):	18-16		
In Overtime:	5-1	3-0	2-1

DIRECTORY

Co-Executive Chairman & CEO	Joe Jacob
Co-Executive Chairman	Peter Guber
President & COO	Rick Welts
General Manager	Bob Myers
Head Coach	Steve Kerr
	(2nd Season w/ Golden State, 67-15, (.817))
Assistant Coaches	Luke Walton, Ron Adams, Jarron Collins
Assistant Coach/Player Development	Bruce Fraser
Head of Physical Performance and Sports Medicine	Lachlan Penfold
Vice President, Communications	Raymond Ridder
Senior Director, Public Relations	Dan Martinez
Manager, Public Relations	Brett Winkler
Assistant, Public Relations	Matt de Nesnera

GENERAL INFORMATION

Home Court	ORACLE Arena (19,596), opened in 1998
Team Colors	Warriors Royal Blue, California Golden Yellow
Radio	KNBR (680/1050 AM): Tim Roye, Tom Tolbert
Television	Comcast SportsNet Bay Area: Bob Fitzgerald, Jim Barnett, Rosalyn Gold-Onwude

BACKGROUND

Founded	1946-62, Philadelphia Warriors;
	1962-63, San Francisco Warriors;
	1971-72, Golden State Warriors
NBA Titles	Three (last 1974-75)
2014-15 Record	67-15 (.817), Pacific Division Champions
2015 Playoffs	16-5, NBA Champions (Beat Cleveland 4-2)

JAZZ VS. WARRIORS SERIES RECORDS

	Streak	Last Jazz Win	Last Jazz Loss
Overall:	Lost 1	1/30/15 @ Utah (110-100)	3/21/15 @ Golden State (91-106)
Home:	Won 1	1/30/15 (110-100)	1/13/15 (105-116)
Road:	Lost 4	4/7/13 (97-90)	3/21/15 (91-106)

	Biggest Jazz Win	Biggest Jazz Loss
Home:	39 (138-99), 4/13/92	17 (91-108), 4/1/05
Road:	27 (115-88), 2/1/98	46 (104-150), 1/15/86

	Jazz	Warriors
Longest Series Win Streak:	17 (11/21/96-12/9/00)	6 (11/16/13-1/13/15)
Most Points Scored:	138, @ Utah, 4/13/92	150, @ Golden State, 1/15/86
Fewest Points Scored:	78 (2), last @ Golden State, 11/5/10	77, @ Utah, 3/10/04
High Scorer:	56, Karl Malone @ Golden State, 4/7/98	52, Joe Barry Carroll @ Golden State, 3/5/83
High Rebounder:	23, Karl Malone @ Utah, 3/29/94	54, Larry Smith @ Golden State, 3/28/87
		Erick Dampier @ Golden State, 1/19/04
High Assists:	23, John Stockton @ Utah, 11/29/91	15, Tim Hardaway @ Golden State, 3/1/95

JAZZ VS. WARRIORS ALL-TIME IN PLAYOFFS (1987, 1989, 2007)

All-Time	Series	Total	Home	Road
Jazz Record:	1-2	6-7	5-3	1-4
In First Round:	0-2	3-2	2-3	0-3
In Conf. Semifinals:	1-0	4-1	3-0	1-1
In Conf. Finals:	--	--	--	--
w/ home court:	1-2			
w/o home court:	--			
At Vivint Smart Home Arena		3-0		
At ORACLE Arena:		1-1		
In Overtime:		1-0	1-0	--

GOLDEN STATE WARRIORS

DATE	H/A	W/L	SCORE	UTA HIGH SCORER	GS HIGH SCORER	DATE	H/A	W/L	SCORE	UTA HIGH SCORER	GS HIGH SCORER
12/3/74	A	L	101-122	Maravich - 22	Barry - 32	12/11/93	A	L (OT)	112-115	K. Malone - 29	Sprewell - 29
12/11/74	H	W	106-103	Barnett/James - 20	Barry - 38	1/28/94	H	W	119-91	K. Malone - 30	Jennings - 17
1/7/75	A	L	94-136	Coleman/James - 18	Barry - 29	3/29/94	H	L	113-116	K. Malone - 24	Sprewell - 35
3/7/75	H	W	110-107	Maravich - 34	Wilkes - 22	4/16/94	A	L	105-109	K. Malone - 21	Mullin - 28
11/18/75	H	L	104-112	James - 24	Barry - 22	11/11/94	H	L	104-112	Malone - 24	Hardaway/Sprewell - 30
12/23/75	A	L	97-105	Nelson - 16	Williams - 20	11/19/94	A	L	115-119	Malone - 32	Sprewell - 39
2/10/76	A	W (OT)	130-124	Maravich - 49	Wilkes - 30	3/1/95	A	W	98-85	Malone - 31	Alexander - 18
3/14/76	H	W	118-103	Maravich - 33	Smith - 35	4/13/95	H	W	121-102	Malone - 29	Legler - 18
11/23/76	H	W	117-94	Maravich - 37	Williams - 15	12/9/95	H	W	123-109	Malone - 51	Armstrong - 21
1/8/77	A	L	107-114	Maravich - 37	Smith - 31	1/24/96	A	W	100-89	Malone - 25	Gatling - 16
1/22/77	H	W	118-100	Maravich - 32	Parish - 23	1/27/96	H	W	108-91	Malone - 25	Sprewell - 21
2/3/77	A	W	105-99	McRoy/Williams - 26	Barry - 32	4/14/96	A	L	82-93	Carr - 20	Sprewell - 30
11/4/77	H	W	105-102	Robinson - 31	Smith - 21	11/21/96	H	W (OT)	109-104	Malone - 33	Sprewell - 32
1/14/78	A	W	118-111	Maravich - 35	Smith - 20	3/3/97	A	W	111-104	Malone - 41	Mullin - 28
2/22/78	H	W	116-91	Kelley - 27	Smith - 20	4/3/97	A	W	114-100	Malone - 30	Mullin - 16
3/18/78	A	W	96-88	James - 27	Smith - 26	4/17/97	H	W	106-93	Malone - 20	Mullin - 19
11/23/78	H	W	106-98	Maravich - 33	Lucas - 18	11/28/97	H	W	111-82	Malone - 21	Sprewell - 30
12/17/78	H	L	96-104	Robinson - 26	Parker - 19	1/21/98	H	W	98-85	Malone - 27	Smith - 16
12/29/78	A	L	106-118	Robinson - 38	Smith - 27	2/1/98	A	W	115-88	Malone - 20	Delt - 20
2/14/79	A	L	101-113	McRoy - 21	Smith - 34	4/7/98	A	W	101-99	Malone - 56	Jackson - 28
10/29/79	A	L	96-101	Dantley - 31	Parish - 30	2/12/99	A	W	97-81	Malone - 35	Cummings - 16
11/29/79	A	W	112-104	Dantley - 39	Parish - 23	4/2/99	H	W	92-85	Malone - 23	Jamison - 23
12/10/79	H	W	100-93	Dantley - 39	Cooper - 22	4/8/99	H	W	92-85	Malone - 38	Cole - 20
1/19/80	H	W	116-99	Dantley - 30	Short - 22	4/29/99	H	W	96-85	Malone - 25	Starks - 27
3/4/80	H	L	105-111	Dantley - 39	Parish - 26	11/29/99	H	W	115-99	Malone - 27	Jones - 17
3/16/80	A	L	103-115	Boone/Dantley - 20	Smith - 20	12/4/99	A	W	94-82	Malone - 29	Mills - 24
12/26/80	H	L	109-110	Dantley - 22	Free - 28	3/31/00	H	W	114-97	Malone - 22	Hughes - 27
1/14/81	A	W	110-107	Dantley - 45	King - 26	4/7/00	A	W	105-84	Malone - 19	Hughes - 14
1/23/81	H	L	101-103	Griffith - 32	Free - 23	12/9/00	H	W	125-114	Malone - 25	Hughes - 27
2/8/81	A	L	101-107	Dantley - 37	Free - 39	12/29/00	A	L	89-100	Russell - 19	3 players - 20
3/4/81	A	L	105-107	Dantley - 34	King - 31	1/23/01	H	W	100-78	Marshall - 17	Jamison - 20
10/31/81	A	L	91-106	Dantley - 22	Carroll/King - 19	3/14/01	A	W	102-83	Russell - 18	Blacklock - 17
11/5/81	H	W	110-101	Dantley - 43	King - 26	12/8/01	H	W	111-101	Malone - 39	Hughes - 26
2/9/82	H	W	123-107	Dantley - 35	Free/King - 27	1/21/02	A	W	101-99	Malone - 37	Jamison - 25
3/21/82	A	L	102-113	Dantley - 38	King - 27	3/23/02	H	W	112-103	Marshall - 25	Jamison - 28
3/25/82	H	L	105-107	Dantley - 28	Free - 34	4/13/02	A	W	109-101	Stockton - 26	Jamison - 24
12/5/82	A	L	111-119	Schayes - 28	Free - 26	11/2/02	H	W	101-92	Malone - 26	Jamison - 23
1/4/83	A	L	101-107	Griffith - 34	Free - 39	4/25/03	A	L	95-108	Harrington/Malone - 20	Arenas - 27
1/19/83	H	L	95-103	Griffith - 29	Richardson - 29	1/31/03	H	W	102-94	Malone - 26	Murphy - 18
3/5/83	A	L	112-127	Drew - 17	Carroll - 52	4/8/03	A	L	102-128	Malone - 17	Arenas - 34
4/1/83	H	W	121-108	Wilkins - 26	Carroll - 29	11/7/03	A	L	89-95	Kerlenko - 20	Richardson - 21
11/3/83	H	W	129-112	Dantley - 27	Carroll - 22	1/13/04	H	W	97-80	Arroyo - 19	Robinson - 23
12/17/83	H	W	127-111	Dantley - 34	Short - 20	1/19/04	A	L	85-101	Bell - 25	Dampier - 18
12/27/83	A	W	111-102	Griffith - 27	Carroll - 25	3/10/04	H	W	91-77	Kerlenko - 20	Richardson - 19
3/15/84	A	W	115-111	Dantley - 37	Short - 22	11/5/04	A	W	102-80	Bozer - 16	Fisher - 17
3/23/84	H*	L	103-115	Dantley/Drew - 23	Short - 32	4/1/05	H	W	91-108	Grifick - 17	Fisher - 17
11/3/84	A	L	107-112	Griffith - 31	Whitehead - 27	4/20/05	A	L	89-106	Harping - 22	Davis - 23
11/9/84	H	W (OT)	125-117	Dantley - 33	Short - 28	11/4/05	A	W	91-85	Okur - 23	Fisher/Richardson - 18
12/4/84	A	W	107-105	Dantley - 26	Short - 24	11/25/05	H	L	90-94	Williams - 24	Richardson - 29
2/12/85	A	W	122-110	Dantley - 25	Short - 25	2/27/06	A	W (OT)	117-108	Harping - 28	Richardson - 35
3/18/85	H	W	136-125	Dantley - 35	Short - 27	4/19/06	H	W	105-102	Bozer - 26	Ellis - 27
11/5/85	H	W	119-89	Dantley - 27	Carroll - 26	11/4/06	H	W	106-82	Okur - 21	3 players - 12
11/30/85	A	W	89-88	Malone - 18	Carroll - 30	11/25/06	A	L	78-91	Harping - 15	Barnes - 24
12/2/85	H	W	103-100	Malone - 17	Carroll - 22	3/20/07	H	W	104-100	Bozer - 25	Harrington - 27
1/15/86	A	L	104-150	Dantley/Green - 16	Teague - 26	4/9/07	A	L	102-126	Brewer - 21	Jackson - 28
3/12/86	H	L	111-118	Dantley - 30	Short - 39	10/30/07	A	W	117-96	Bozer - 32	Davis - 25
11/25/86	A	L	106-111	Hansen - 26	Floyd - 25	11/3/07	H	W	133-110	Williams - 30	Harrington - 38
1/23/87	H	W	123-100	Griffith - 25	Carroll - 22	2/19/08	H	W	119-109	Williams - 29	Harrington - 21
3/17/87	H	W	118-103	Griffith - 26	Mullin - 24	1/5/09	H	W	119-114	Williams - 25	Crawford - 28
3/28/87	A	L	110-116	Malone - 25	Mullin - 25	2/8/09	A	L	96-116	Williams - 31	Maggette - 24
4/12/87	A	W	109-107	Malone - 25	Carroll - 24	3/1/09	A	W	112-104	Okur - 23	Maggette - 27
12/12/87	H	W	127-93	Turpin - 22	Teague - 22	4/11/09	H	L	98-118	Williams - 26	Watson - 38
12/30/87	H	W	104-103	Malone - 32	Sampson - 19	2/19/10	A	W	100-89	Bozer - 30	Watson - 22
1/29/88	A	L	100-102	Malone - 29	Teague - 17	3/31/10	H	W	128-104	Bozer - 25	Maggette - 22
3/31/88	H	W	115-92	Malone - 25	Mullin - 31	4/13/10	A	W	103-94	Okur - 23	George - 21
4/11/88	A	W	113-102	Malone - 26	Mullin - 23	11/5/10	A	L	78-85	Williams - 23	Ellis - 32
12/6/88	A	L	103-114	Stockton - 29	Mullin - 31	12/13/10	H	W	108-95	Williams - 30	Wright - 20
1/14/89	A	L	105-131	Malone - 41	Mullin - 27	1/30/11	A	L	81-96	Williams - 30	Curry - 27
3/10/89	H	W	126-112	Malone - 30	Teague - 22	2/16/11	H	L	100-107	Jefferson - 23	Ellis - 35
4/22/89	H	W	111-95	Bailey - 24	Teague - 27	1/7/12	A	W	88-87	Hayward - 18	Ellis - 32
12/26/89	H	W	133-118	Malone - 39	Tolbert - 20	2/2/12	A	L	101-119	Hayward - 21	Ellis - 33
1/2/90	A	L	120-133	Malone - 29	Teague - 44	3/17/12	H	W (OT)	99-92	Favors - 23	Robinson - 19
3/23/90	H	W	106-91	Malone - 27	Teague - 19	4/6/12	H	W	104-98	Jefferson - 30	Lee - 26
3/29/90	A	L	123-128	Malone - 29	Mullin - 29	12/26/12	H	L	83-94	Jefferson - 18	Curry - 23
12/11/90	H	W	135-117	J. Malone - 43	Hardaway/Richmond - 28	2/19/13	H	W	115-101	Jefferson - 24	Curry - 29
2/22/91	A	L	109-104	K. Malone - 32	Hardaway - 28	4/7/13	A	L	97-90	McWilliams - 25	Curry - 22
2/27/91	H	W	118-103	K. Malone - 38	Mullin - 28	11/16/13	A	L	88-102	Favors - 17	Thompson - 25
4/21/91	A	L	106-125	K. Malone - 32	Richmond - 32	11/18/13	H	L	87-98	Hayward - 18	Curry - 22
11/29/91	H	W	135-108	K. Malone - 31	Mullin - 28	1/31/14	H	L	90-95	Burks - 26	Curry - 44
12/3/91	A	L	103-108	K. Malone - 34	Mullin - 34	4/6/14	A	L	102-130	Burke/Burks - 24	Thompson - 33
3/3/92	A	W	123-101	K. Malone - 44	Mullin - 23	11/21/14	A	L	88-101	Kanter - 18	Alogodola - 17
4/13/92	H	W	138-99	K. Malone - 42	Hardaway - 13	1/13/15	H	L	105-116	Favors - 22	S. Curry - 27
11/6/92	H	L	114-129	K. Malone - 33	Owens - 27	1/30/15	H	W	110-100	Hayward - 26	S. Curry - 32
1/20/93	A	L	113-120	K. Malone - 30	Hardaway - 28	3/21/15	A	L	91-106	Favors - 21	S. Curry - 24
2/24/93	A	L	108-120	J. Malone - 31	Mancliff/Owens - 24						
4/23/93	H	W	105-91	J. Malone - 19	Alexander - 21						

OPPONENTS

*Alternate Site Home Games:

Jazz
Las Vegas, NV (3/23/84)

Warriors
San Jose, CA (3/3/97, 4/6/97)



1510 Polk Street
Houston, TX 77002

(713) 758-7200
www.rockets.com

2015-16 SCHEDULE

Mon, Jan. 4	HOUSTON	7 p.m. MT	(ROOT)
Thu, Jan. 7	@ Houston	6 p.m. MT	(ROOT)
Tue, Feb. 23	HOUSTON	7 p.m. MT	(ROOT)
Wed, March 23	@ Houston	6 p.m. MT	(ROOT)

2014-15 RESULTS (1-3)

10/29/14	HOUSTON	L	93-104
1/10/15	@ Houston	L	82-97
3/12/15	HOUSTON	W	109-91
4/15/15	@ Houston	L	91-117

JAZZ VS. ROCKETS ALL-TIME

All-Time	Total	Home	Road
Jazz Record:	99-87	63-30	36-57
As New Orleans Jazz ('74-'79):	12-14	6-7	6-7
As Utah Jazz ('79-pres.):	87-73	57-23	30-50
At Vivint Smart Home Arena ('91-pres.):	33-14		
At Toyota Center ('03-pres.):	7-15		
In Overtime:	4-4	1-1	3-3

JAZZ VS. ROCKETS SERIES RECORDS

	Streak	Last Jazz Win	Last Jazz Loss
Overall:	Lost 1	3/12/15 @ Utah (109-91)	4/15/15 @ Houston (91-117)
Home:	Won 1	3/12/15 (109-91)	10/29/14 (93-104)
Road:	Lost 5	4/11/12 (103-91)	4/15/15 (91-117)
	Biggest Jazz Win	Biggest Jazz Loss	
Home:	37 (117-80), 3/8/89	45 (80-125), 1/28/13	
Road:	27 (111-84), 1/10/98	38 (86-124), 3/17/14	
	Jazz	Rockets	
Longest Series Win Streak:	12 (1/25/97-3/9/00)	8 (2/23/81-4/17/82)	
Most Points Scored:	138, @ Utah, 12/15/83	134, @ Houston, 12/10/85	
Fewest Points Scored:	63, @ Houston, 1/3/04	69, @ Utah, 4/10/04	
High Scorer:	46, Adrian Dantley @ Las Vegas, 1/4/84	47, Tracy McGrady @ Utah, 11/1/07	
High Rebounder:	24, Danny Schayes @ Utah, 12/18/82	37*, Moses Malone @ New Orleans, 2/9/79	
High Assists:	24, John Stockton @ Houston, 1/3/89	14, Allen Leavell @ Utah, 12/26/81	
		Rodney McCray @ Houston, 11/20/86	

*most ever vs. Jazz

JAZZ VS. ROCKETS ALL-TIME IN PLAYOFFS (1985, 1994, 1995, 1997, 1998, 2007, 2008)

All-Time	Series	Total	Home	Road
Jazz Record:	5-2	21-18	13-6	8-12
In First Round:	4-1	16-12	9-5	7-7
In Conf. Semifinals:	--	--	--	--
In Conf. Finals:	1-1	5-6	4-1	1-5
w/ home court:	2-1			
w/o home court:	3-1			
At Vivint Smart Home Arena:		12-5		
At Toyota Center:		3-4		
In Overtime:		--	--	--

DIRECTORY

Owner.....	Leslie Alexander
Chief Executive Officer.....	Tad Brown
General Manager.....	Daryl Morey
Head Coach.....	Kevin McHale (7th NBA season, 228-178, .562)
.....	(5th w/ Houston, 189-123, .606)
Assistant Coaches.....	John-Blair Bickerstaff,
.....	Greg Buckner, T.R. Dunn, Chris Finch
Senior Vice President of Basketball Operations.....	Keith Jones
Director, Media & Player Relations.....	Tracy Hughes
Manager, Media Relations.....	Sean McCloskey
Coordinator, Media Relations.....	Jenny Zehentner

GENERAL INFORMATION

Home Court.....	Toyota Center (18,023), opened in 2003
Team Colors.....	Red, White and Silver
Radio.....	SportsTalk 790, KBME (790 AM); Craig Ackeman, Joel Blank
Spanish Radio.....	KEYH (850 AM); Adrian Chavarria
Television.....	ROOT Sports Southwest; Bill Worrell,
.....	Matt Bullard, Clyde Drexler

BACKGROUND

Founded.....	1967-68, San Diego Rockets;
.....	1971-72, Houston Rockets
NBA Titles.....	Two (last 1994-95)
2014-15 Record.....	56-26 (.683), 1st in Southwest Division
2015 Playoffs.....	9-8, Lost to Golden State (1-4)
.....	in Western Conf. Finals

HOUSTON ROCKETS

DATE	H/A	W/L	SCORE	UTA HIGH SCORER	HOU HIGH SCORER
10/30/74	H	L	100-113	Barnett - 28	Newlin - 21
12/17/74	A	L	83-109	Maravich - 14	Murphy - 25
1/10/75	H	W	111-108	Maravich - 38	Torjanovich - 24
2/5/75	H	L	97-124	Nelson - 18	Kunnett - 24
2/14/75	A	W	124-112	Nelson - 23	Murphy - 23
2/23/75	H	W	108-99	Maravich - 38	Kunnett - 27
3/1/75	A	L	109-121	James - 21	Murphy - 25
3/29/75	A	L	105-107	Fyer - 17	Murphy - 25
11/19/75	A	L	101-103	Maravich - 29	Murphy - 24
12/25/75	H	W	101-99	Nelson - 21	Kunnett - 28
1/17/76	A	W	103-97	Maravich - 18	Torjanovich - 23
2/5/76	A	W	114-111	Maravich - 35	Kunnett - 29
3/3/76	H	L	105-113	Maravich - 25	Ratleff - 33
4/9/76	H	W	99-88	Maravich - 23	Murphy - 18
11/25/76	H	L	99-105	Maravich - 35	Torjanovich - 27
12/18/76	A	W	110-106	Maravich - 36	Murphy - 24
2/6/77	H	W	99-90	Maravich - 25	Kunnett/Lucas - 17
3/12/77	A	L	104-120	McElroy - 25	Lucas/Torjanovich - 21
11/19/77	A	W	103-101	Maravich - 39	Torjanovich - 28
1/17/78	H	W	99-95	Maravich - 30	Murphy - 29
2/12/78	H*	L	112-119	Robinson - 32	Murphy - 35
4/7/78	A	W	117-114	Robinson - 29	Murphy - 42
12/8/78	H	L	106-110	Robinson - 26	Malone - 23
1/13/79	A	L	106-117	Haywood - 23	Torjanovich - 26
2/9/79	H	W	99-106	Haywood - 27	Malone - 33
3/10/79	A	L	109-124	McElroy - 29	Malone - 26
2/9/80	A	L	95-117	Boswell/Dantley - 12	Barry/Murphy - 24
2/22/80	H	L	82-94	Dantley - 37	Malone - 24
11/14/80	H	W	117-115	Dantley - 43	Malone - 34
1/1/81	A	L	103-117	Dantley - 27	Torjanovich - 25
1/24/81	A	L	91-106	Griffith - 20	Murphy - 18
1/29/81	H	W	99-97	Dantley - 37	Malone - 28
2/23/81	H	L	102-106	Dantley - 38	Murphy - 38
3/14/81	A	L	82-101	Dantley - 26	Malone - 38
11/14/81	A	L (OT)	105-109	Dantley - 29	Malone - 30
12/26/81	H	L	104-115	Dantley - 36	Malone - 42
1/22/82	A	L	110-128	Dantley - 24	Malone - 36
3/4/82	H	L	124-128	Dantley - 34	Malone - 24
3/23/82	H	L	115-117	Griffith - 39	Malone - 31
4/17/82	A	L	100-107	Dantley - 35	Malone - 34
12/8/82	H	L	101-102	Dantley - 34	Bayley - 17
12/11/82	A	W	101-94	Dantley/Griffith - 19	Hayes - 21
12/18/82	H	W	116-97	Griffith - 30	Leavell - 21
1/8/83	A	W	87-82	Griffith - 32	James - 25
4/5/83	H	W	126-97	Drew - 25	Bayley - 21
4/16/83	A	W	126-117	Griffith - 32	James - 29
11/10/83	A	W	118-109	Dantley - 30	Sampson - 22
12/10/83	A	W	128-121	Dantley - 28	Sampson - 34
12/15/83	H	W	138-111	Dantley - 32	Lloyd - 22
1/4/84	H*	W	116-111	Dantley - 46	Sampson - 18
1/21/84	A	L	105-115	Griffith - 25	Lloyd - 22
4/2/84	H	W	111-100	Dantley - 30	Lloyd - 20
11/23/84	H	W	111-98	Griffith - 23	Sampson - 24
1/6/85	H	W	121-92	Dantley - 28	Olajuwon - 29
1/19/85	A	L	95-120	Griffith - 23	Olajuwon - 34
3/1/85	H	L	115-119	Bayley - 24	Sampson - 29
3/6/85	A	W	94-90	Griffith - 27	Olajuwon - 21
3/30/85	A	L	96-106	Bayley - 20	Sampson - 36
10/25/85	H	L	108-112	Dantley - 32	Olajuwon - 27
12/10/85	A	L	105-134	Dantley - 21	Olajuwon - 27
12/14/85	H	W	114-100	Dantley - 35	Olajuwon - 26
12/26/85	A	L	99-106	Dantley - 35	Lloyd/Olajuwon - 21
1/14/86	A	W	105-102	Malone - 29	Lloyd - 28
2/26/86	H	W	100-97	Dantley - 35	Sampson - 19
11/20/86	A	L	90-104	Griffith/Maloney - 23	Reid - 20
12/27/86	H	W	103-96	Bayley/Hansen - 17	Lloyd - 26
1/27/87	A	W	92-88	Malone - 24	Olajuwon - 32
2/21/87	A	L	81-94	Bayley/Benson - 15	Olajuwon - 28
2/26/87	H	L	84-85	Malone - 22	Reid - 19
3/21/87	H	W	125-108	Malone - 35	Olajuwon - 19
11/14/87	A	L	93-101	Malone - 32	Olajuwon - 19
11/27/87	H	L	118-96	Malone - 35	Sampson - 19
12/10/87	A	L	93-98	Malone - 21	Leavell - 20
3/1/88	H	W	113-112	Malone - 34	Olajuwon - 27
4/7/88	A	L	107-113	Malone - 33	Olajuwon - 22
4/23/88	H	W	125-107	Malone - 31	Carroll - 24
11/10/88	A	L	99-106	Bayley - 31	Olajuwon - 35
11/23/88	H	W	111-108	Malone - 33	Olajuwon - 31
1/3/89	H	W	120-104	Malone - 35	Olajuwon - 26
3/8/89	H	W	117-99	Malone - 20	Olajuwon - 22
3/24/89	A	W	102-99	Stockton - 26	Olajuwon - 36
4/14/89	H	W	122-96	Malone - 35	Thorpe - 29
11/11/89	A	L	92-100	Malone - 21	Olajuwon - 24
12/9/89	H	W	104-90	Malone - 25	Olajuwon - 19
1/23/90	H	W	102-94	Malone - 37	Olajuwon - 20
4/14/90	H	L	98-103	Stockton - 25	Olajuwon - 27
4/22/90	A	L	88-100	Malone - 20	Olajuwon - 28
11/11/90	A	L	90-110	Griffith/Stockton - 24	Olajuwon - 31
11/28/90	H	W	103-92	K. Malone - 31	Johnson - 32
12/12/91	H	W	113-92	K. Malone - 26	Maxwell - 32
4/6/91	A	L	88-97	K. Malone - 31	Johnson - 23

DATE	H/A	W/L	SCORE	UTA HIGH SCORER	HOU HIGH SCORER
12/7/91	A	W	96-91	J. Malone - 22	Olajuwon - 28
1/18/92	H	W	108-80	K. Malone - 34	Johnson/Olajuwon - 13
2/21/92	H	W	124-97	J. Malone - 28	Bullard - 19
3/15/92	A	L	97-106	K. Malone - 36	Smith - 28
4/15/92	H	W	130-98	K. Malone - 29	Floyd - 27
11/28/92	A	W	108-99	J. Malone - 40	Olajuwon - 23
1/10/93	A	L	90-97	K. Malone - 29	Olajuwon - 35
2/23/93	H	L	78-105	K. Malone - 18	Olajuwon - 24
3/13/93	A	L	95-104	J. Malone - 26	Olajuwon - 38
1/2/94	H	L	90-95	K. Malone - 23	Olajuwon - 27
11/24/93	H	L (OT)	93-95	Stockton - 24	Olajuwon - 29
1/22/94	A	L	101-106	K. Malone - 27	Olajuwon - 40
2/1/94	H	W	104-88	K. Malone - 29	Olajuwon - 23
2/26/94	A	W	95-85	K. Malone - 28	Olajuwon - 23
2/28/94	H	W	89-85	K. Malone - 18	Olajuwon - 20
3/26/94	A	L	83-98	K. Malone - 23	Olajuwon - 37
1/23/94	H	L	103-111	Malone - 26	Olajuwon - 37
2/2/95	A	L	101-121	Malone - 26	Olajuwon - 41
3/23/95	A	W	112-104	Malone - 30	Olajuwon - 39
4/19/95	H	W	115-96	Malone - 45	Olajuwon - 30
4/23/95	A	W	103-97	Malone - 23	Maxwell - 26
11/30/95	A	W	112-105	Malone - 27	Olajuwon - 31
12/5/95	H	L	100-103	Malone - 27	Olajuwon/Horry - 25
1/15/96	A	L	99-107	Malone - 23	Olajuwon - 28
3/8/96	H	W	108-89	Stockton - 25	Olajuwon - 37
11/4/96	H	L	72-75	Malone - 16	Olajuwon - 23
11/9/96	A	L	85-91	Malone - 32	Olajuwon - 38
1/25/97	A	W (OT)	105-100	Malone - 27	Olajuwon - 41
4/11/97	H	W	104-83	Malone - 28	Olajuwon - 19
12/25/97	H	W	107-103	Stockton - 24	Willis - 25
1/10/98	A	L	111-84	Malone - 24	Willis - 20
3/1/98	A	W	106-100	Malone - 21	Drester - 25
3/9/98	A	W	109-93	Malone - 26	Johnson - 41
4/1/99	H	W	88-87	Russell - 25	Olajuwon - 32
4/11/99	H	W	85-76	Russell - 19	Olajuwon - 23
4/30/99	A	W	91-78	Malone - 25	Olajuwon - 28
11/4/99	H	W	98-82	Malone - 21	Mobley - 17
1/8/00	A	W	103-87	Malone - 32	Roberts - 28
3/9/00	H	W	101-82	Olajuwon/Stockton - 17	Anderson/Norris - 16
4/8/00	A	L	90-99	Stockton - 23	Francis - 26
1/6/01	A	W	99-97	Stockton - 20	Anderson - 21
1/15/01	H	W (OT)	116-104	Malone - 29	Anderson - 26
3/27/01	A	L	86-109	Marshall - 17	Francis - 18
4/9/01	H	W	96-81	Malone - 26	Francis - 26
1/10/02	H	W	83-79	Malone - 30	Francis - 27
2/4/02	A	L	97-104	Malone - 31	Francis - 33
3/10/02	A	L	92-95	Malone - 21	Mobley - 28
3/26/02	H	W	108-105	Malone - 23	Francis - 32
12/23/02	A	W	96-91	Malone - 31	Francis - 26
2/11/03	A	W (OT)	103-101	Malone - 33	Francis - 28
2/12/03	H	L	76-106	Kirienko - 15	Francis - 36
4/9/03	H	W	94-73	Harping - 23	Francis/Taylor - 10
11/26/03	H	W	83-76	Kirienko - 23	Yao - 20
12/3/03	A	L (OT)	101-107	Harping/Kirienko - 19	Mobley - 32
1/3/04	A	L	63-84	Stevens - 11	Francis - 17
4/10/04	H	W	82-69	Grick - 22	Taylor - 16
11/26/04	H	W	90-80	Kirienko - 21	Jackson - 18
1/2/05	A	L	80-99	Grick - 15	McGrady - 25
2/27/05	A	W	99-92	Harping - 28	McGrady - 23
3/28/05	H	L	85-99	Okur - 25	McGrady - 44
12/27/05	A	W	82-74	Okur - 20	McGrady - 21
2/11/06	A	L	88-102	Palacio - 20	Yao - 27
4/10/06	H	W	85-83	Boozer - 25	Howard - 25
1/1/07	H	W	107-97	Boozer - 24	McGrady - 25
1/5/07	A	L	86-100	Williams - 19	McGrady - 44
4/1/07	A	W	86-83	Okur - 20	Yao - 35
4/18/07	H	W	101-91	Grick/Millsap - 14	Howard - 20
11/1/07	H	L	95-106	Boozer - 37	McGrady - 47
1/27/08	A	W	97-89	three players - 17	McGrady - 21
4/14/08	H	W	105-96	Boozer - 21	McGrady/Scout - 22
12/27/08	A	L (OT)	115-120	Brewer - 23	Ariest - 28
1/8/09	A	L	99-106	Williams - 32	Ariest - 23
3/4/09	H	W	101-94	Williams - 26	Ariest - 25
3/24/09	H	W	99-96	Williams - 19	Brooks - 20
11/2/09	H	L	96-113	Okur - 21	Brooks - 19
2/16/10	A	W	104-95	Okur - 21	Anderson/Brooks - 18
2/27/10	H	W	133-110	Williams - 35	Martin - 32
4/7/10	A	L	96-113	Boozer - 18	Brooks/Martin - 28
12/2/10	A	W (OT)	103-99	Millsap - 24	Scout - 24
2/2/11	H	L	96-97	Jefferson/Millsap - 20	Harden - 22
3/20/11	A	L	108-110	Millsap - 35	Martin - 34
2/19/12	A	L	85-101	Jefferson - 23	Lowry - 32
2/29/12	H	W	104-83	Miles - 27	Scout - 18
4/11/12	A	W	103-91	Hayward - 29	Dragic - 19
11/19/12	H	W	102-91	Hayward - 15	Patterson - 19
12/1/12	A	L	116-124	Hayward - 21	Patterson - 20
12/12/12	H	L	80-125	Faye - 12	Harden - 22
3/20/13	A	L	93-100	Hayward - 27	Harden - 29
11/2/13	H	L	93-104	Jefferson - 18	Parsons - 24
12/2/13	H	W	109-103	Hayward - 29	Harden - 37
3/17/14	A	L	86-124	Burks/Favors - 15	Jones - 30
10/29/14	H	L	93-104	Burks - 18	D. Howard - 22
1/10/15	A	L	82-97	Burke/Kanter - 16	J. Harden - 30
3/12/15	H	W	109-91	Hayward - 29	C. Brewer - 25
4/15/15	A	L	91-117	Cotton - 14	J. Harden - 16

OPPONENTS

*Alternate Site Home Games:

Jazz
Biloxi, MS (2/12/78)
Las Vegas, NV (1/4/84)

Rockets
none



125 S. Pennsylvania Street
Indianapolis, IN 46204
(317) 917-2500
www.pacers.com

2015-16 SCHEDULE

Mon, Nov. 10 @ Indiana 5 p.m. MT (ROOT)
Mon, Jan. 5 INDIANA 7 p.m. MT (ROOT)

2014-15 RESULTS (0-2)

11/10/14 @ Indiana L 86-97
1/5/15 INDIANA L 101-105

JAZZ VS. PACERS ALL-TIME

All-Time	Total	Home	Road
Jazz Record:	39-41	26-14	13-27
As New Orleans Jazz ('74-79):	5-6	3-3	2-3
As Utah Jazz ('79-pres.):	34-35	23-11	11-24
At Vivint Smart Home Arena ('91-pres.):	15-7		
At Bankers Life Fieldhouse ('99-pres.):	5-11		
In Overtime:	3-1	1-1	2-0

DIRECTORY

Owner, Chairman & Chief Executive Officer Herbert Simon
Vice Chairman Jim Morris
President of Basketball Operations Larry Bird
President/Chief Financial Officer Rick Fuson
Executive Vice President of Basketball Operations/General Manager Kevin Pritchard
Head Coach Frank Vogel (6th season w/ Indiana, 205-144, 587)
Associate Head Coach Nate McMillan
Assistant Coaches Dan Burke, Popeye Jones
Strength & Conditioning Coach Shawn Windle
Senior Director of Medical Operations/Head Athletic Trainer Josh Corbell
Director of Media Relations David Benner
Senior Public Information Manager Krissy Myers
Media Relations Assistant Wes Kaminski

GENERAL INFORMATION

Home Court Bankers Life Fieldhouse (18,165) opened in 1999
Team Colors Blue, Yellow and White
Radio 1070 The Fan/93.5 FM: Mark Boyle, Bob Leonard
Television FSN Indiana: Quinn Buckner, Chris Denari, Jeremiah Johnson

BACKGROUND

Founded 1967-68 (ABA); joined NBA in 1976-77
NBA Titles None (won three ABA Titles; last 1972-73)
2014-15 Record 38-44 (463), 4th in Central Division
2015 Playoffs Did Not Qualify

JAZZ VS. PACERS SERIES RECORDS

	Streak	Last Jazz Win	Last Jazz Loss
Overall:	Lost 4	1/26/13 @ Utah (114-110 OT)	1/5/15 @ Utah (101-105)
Home:	Lost 2	1/26/13 (114-110 OT)	1/5/15 (101-105)
Road:	Lost 4	2/25/11 (95-84)	11/10/14 (86-97)

	Biggest Jazz Win	Biggest Jazz Loss
Home:	31 (112-81), 11/20/87	16 (2), last (98-82), 2/12/02
Road:	25 (75-100), 12/3/99	39 (89-128), 2/26/89

	Jazz	Pacers
Longest Series Win Streak:	7 (12/28/94-12/8/97)	7 (3/14/03-12/16/05)
Most Points Scored:	133, @ Utah, 12/21/83	128, @ Indiana, 2/26/89
Fewest Points Scored:	60, @ Utah, 11/29/05	81, @ Utah, 11/20/87
High Scorer:	43, Mehmet Okur @ Utah, 1/12/09	44, Danny Granger @ Indiana, 3/26/10
High Rebounder:	27*, Truck Robinson @ Indiana, 12/7/77	20, Clark Kellogg @ Indiana, 12/18/84
High Assists:	19, John Stockton @ Indiana, 11/2/91	18, Mark Jackson @ Indiana, 1/23/98
	John Stockton @ Indiana, 1/16/95 (OT)	

*tied for most in Jazz history

JAZZ VS. PACERS ALL-TIME IN PLAYOFFS

Have Never Met

INDIANA PACERS

DATE	H/A	W/L	SCORE	UTA HIGH SCORER	IND HIGH SCORER
12/21/76	H	W	123-113	Maravich - 29	Knight - 31
12/30/76	A	L	97-104	Maravich - 35	Knight - 29
3/6/77	H	L	106-110	Coleman/Williams - 22	Williamson - 27
3/27/77	A	W (OT)	119-118	McElroy - 37	Knight - 30
11/22/77	H	W	123-108	Maravich - 38	Dantley - 29
12/7/77	A	L	103-118	Robinson - 24	Williamson - 26
1/3/78	H	L	103-104	Maravich - 38	Bartton - 24
1/29/78	A	W	107-91	Maravich - 35	Tatum - 21
12/12/78	H	W	109-103	Maravich - 32	Sobers - 32
12/23/78	A	L	103-127	Merleweather - 24	Edwards - 23
3/27/79	H	L	101-104	Kelley - 30	Edwards - 21
11/12/79	H	L (OT)	105-113	Dantley - 39	Davis - 29
12/29/79	A	W	116-114	Dantley - 34	Edwards - 25
11/10/80	H	W	108-106	Dantley - 33	Knight - 36
1/18/81	A	L	89-110	Dantley - 30	Bartton - 25
12/9/81	A	L	77-113	Griffith - 15	Davis - 16
1/8/82	H	W	108-102	Dantley - 30	Williams - 24
12/30/82	H	L	114-115	Griffith - 36	Williams - 31
3/25/83	A	L	117-119	Drew - 30	Knight - 31
12/21/83	H	W	133-115	Dantley - 34	Johnson - 20
2/19/84	A	L	104-106	Dantley - 28	Kellogg - 23
12/18/84	A	L	81-88	Griffith - 29	Stipanovich - 17
1/1/85	H	L	117-119	Dantley - 34	Kellogg - 24
11/25/85	A	W	102-101	Dantley - 25	Kellogg - 20
2/27/86	H	W	109-92	Dantley - 36	Stipanovich/Tisdale - 14
1/10/87	H	W	105-96	Malone - 22	Person/Tisdale - 20
3/9/87	A	L	102-107	Griffith - 27	Long - 42
11/20/87	H	W	112-81	Malone - 30	Person - 19
12/18/87	A	L	97-121	Malone - 20	Person - 22
11/15/88	H	W	108-96	Malone - 36	Smits - 20
2/26/89	A	L	89-128	Stockton - 19	Person - 28
11/17/89	H	W	114-100	Malone - 23	Miller - 23
11/29/89	A	L	88-100	Malone - 26	Person - 17
12/15/90	H	L	116-124	K. Malone - 33	Person - 35
1/19/91	A	L	104-117	K. Malone - 28	Williams - 28
11/2/91	A	L	112-127	K. Malone - 37	Person - 31
1/6/92	H	W	124-108	K. Malone - 34	Miller - 20
11/20/92	A	W	97-95	K. Malone - 34	Schrempf - 22
3/23/93	H	W	119-101	Stockton - 23	Miller - 33
12/2/93	H	W	103-87	J. Malone - 27	Miller - 15
3/19/94	A	L	103-107	K. Malone - 37	Smits - 19
12/28/94	H	W	117-95	Homacek - 22	Miller - 18
1/16/95	A	W (OT)	99-98	Malone - 42	D. Davis - 20
3/6/96	H	W	101-94	Malone - 24	Miller/Smits - 16
3/15/96	A	W	95-86	Malone - 27	Smits - 21

DATE	H/A	W/L	SCORE	UTA HIGH SCORER	IND HIGH SCORER
12/10/96	H	W	110-86	Malone - 22	Miller - 13
3/14/97	A	W	105-96	Malone - 38	Smits - 25
12/8/97	H	W	106-97	Malone - 31	A. Davis - 19
1/23/98	A	L	102-106	Malone - 26	Smits - 25
<i>Did Not Play in 1998-99 (lockout-shortened season)</i>					
12/3/99	H	L	75-100	Malone - 16	Miller - 31
12/17/99	A	L	74-89	Malone - 16	Miller - 19
12/22/00	A	W	109-101	Malone - 29	Rose - 36
1/9/01	H	W	103-99	Malone - 35	Miller - 30
12/1/01	H	L	97-100	Malone - 18	Rose - 25
2/12/02	A	W	98-82	Malone - 34	Best - 18
12/2/02	H	W	102-91	Stockton - 22	O'Neal - 25
3/14/03	A	L	81-101	Malone - 21	Bender - 22
2/22/04	A	L	80-94	Krieger - 22	O'Neal - 21
3/5/04	H	L	88-96	Krieger - 19	O'Neal - 30
3/8/05	H	L	83-89	Harping - 18	Jackson - 30
3/16/05	A	L	84-103	Okur - 16	Jackson - 28
11/29/05	H	L	60-84	Williams - 14	O'Neal - 21
12/16/05	A	L	83-93	Okur - 19	O'Neal - 27
12/17/06	A	W	104-94	Boozer - 18	O'Neal - 31
3/17/07	H	W	94-72	Williams - 17	Murphy - 15
11/17/07	A	L	97-117	Boozer - 19	Dunleavy - 25
1/8/08	H	W	111-89	Boozer - 22	Granger - 17
1/12/09	H	W	120-113	Okur - 43	Granger - 30
3/10/09	A	W	112-100	Okur - 24	Murphy - 23
12/4/09	H	W	96-87	Boozer - 35	Granger - 26
3/26/10	A	L	106-122	Okur - 27	Granger - 44
12/1/10	H	W	110-88	Williams - 24	Collison - 16
2/25/11	A	W	95-84	Jefferson - 30	Granger - 17
2/7/12	A	L	99-104	Millsap - 18	Collison - 25
12/19/12	A	L	84-104	Favors - 16	Green - 21
1/26/13	H	W (OT)	114-110	Jefferson - 25	West - 24
12/4/13	H	L	86-95	Favors - 22	George - 19
3/2/14	A	L	91-94	Hayward - 21	West - 25
11/10/14	A	L	86-97	Hayward - 30	R. Hibbert - 29
1/5/15	H	L	101-105	Favors - 27	R. Hibbert - 22

OPPONENTS

*Alternate Site Home Games:

Jazz
none

Pacers
none



2015-16 SCHEDULE

Wed, Nov. 25	@ L.A. Clippers	8:30 p.m. MT	(ROOT)
Sat, Dec. 26	L.A. CLIPPERS	7 p.m. MT	(ROOT)
Fri, April 8	L.A. CLIPPERS	7 p.m. MT	(ROOT)

2014-15 RESULTS (0-4)

11/3/14	@ L.A. Clippers	L	101-107
11/29/14	L.A. CLIPPERS	L	96-112
12/29/14	@ L.A. Clippers	L	97-101
1/28/15	L.A. CLIPPERS	L	89-94

JAZZ VS. CLIPPERS/BRAVES ALL-TIME

All-Time	Total	Home	Road
Jazz Record:	98-72	61-23	37-49
As New Orleans Jazz ('74-'79):	4-17	3-7	1-10
As Utah Jazz ('79-pres.):	94-55	58-16	36-39
vs. Buffalo Braves ('74-'78):	4-13	3-5	1-8
vs. San Diego Clippers ('78-'84):	13-17	8-7	5-10
vs. L.A. Clippers ('84-pres.):	81-42	50-11	30-31
At Vivint Smart Home Arena ('91-pres.):	38-7		
At STAPLES Center vs. LAC ('99-pres.):	15-15		
In Overtime:	2-5	1-2	1-3

JAZZ VS. CLIPPERS/BRAVES SERIES RECORDS

	Streak	Last Jazz Win	Last Jazz Loss
Overall:	Lost 13	1/17/12 @ Utah (108-79)	1/28/15 @ Utah (89-94)
Home:	Lost 6	1/17/12 (108-79)	1/28/15 (89-94)
Road:	Lost 7	12/29/10 (103-95)	12/29/14 (97-101)
	Biggest Jazz Win	Biggest Jazz Loss	
Home:	40 (130-90), 1/25/86	40 (131-91), 12/7/85	
Road:	15 (2), last (98-113), 3/8/80	34 (97-131), 1/18/86	
	Jazz	Clippers/Braves	
Longest Series Win Streak:	15 (4/15/99-11/26/02)	13 (2/1/12-present)	
Most Points Scored:	133, @ San Diego, 4/3/82	146, @ San Diego, 4/14/84	
Fewest Points Scored:	72, @ L.A. Clippers, 3/23/07	67, @ Utah, 12/5/03	
High Scorer:	42, Adrian Dantley @ Utah, 12/15/82 Adrian Dantley @ Utah, 4/1/86 Karl Malone @ L.A. Clippers, 11/29/97	43, Bob McAdoo @ NO, 1/19/75	
High Rebounder:	20, Rich Kelley @ Buffalo, 4/6/77 Karl Malone @ L.A. Clippers, 4/20/88	28, Swen Nater @ San Diego, 1/12/80	
High Assists:	23, John Stockton @ L.A. Clippers, 12/8/90	16, Norm Nixon @ San Diego, 4/14/84	

JAZZ VS. CLIPPERS/BRAVES ALL-TIME IN PLAYOFFS (1992, 1997)

All-Time	Series	Total	Home	Road
Jazz Record:	2-0	6-2	5-0	1-2
In First Round:	2-0	6-2	5-0	1-2
In Conf. Semifinals:	--	--	--	--
In Conf. Finals:	--	--	--	--
w/ home court:	2-0			
w/o home court:	--			
At Vivint Smart Home Arena:		5-0		
At STAPLES Center (vs. LAC):		--		
In Overtime:		--	--	--

6951 South
Centinela Boulevard
Playa Vista, CA 90094

(310) 862-6000
www.clippers.com

DIRECTORY

Owner Steve Ballmer
President, Basketball Operations & Head Coach . . . Glenn "Doc" Rivers
 (17th NBA Season, 700-524, .572)
 (3rd Season w/ L.A. Clippers, 113-51, .689)
Assistant Coaches Mike Woodson, Lawrence Frank, Sam Cassell,
 Armond Hill, Brendan O'Connor, Kevin Eastman
Strength & Conditioning Coach Richard Williams
Director of Medical Services/Head Athletic Trainer Jasen Powell
Vice President, Communications Seth Burton
Director, Communications Dennis Rodgers
Assistant Directors, Communications Ta'Nisha Cooper,
 Steven Esparza
Communications Assistant Aubrey Freckman

GENERAL INFORMATION

Home Court STAPLES Center (19,060), opened in 1999
Team Colors Red, White, Blue, Black
Radio The Beast (980 AM): Brian Sieman,
 Ralph Lawler, Michael Smith
Spanish Radio ESPN Deportes (1330 AM): Celso Gaspar
Television PRIME Ticket: Ralph Lawler, Michael Smith

BACKGROUND

Founded 1970-71, Buffalo Braves;
 1978-79, San Diego Clippers;
 1984-85, Los Angeles Clippers
NBA Titles None
2014-15 Record 56-26 (.683), 2nd in Pacific Division
2015 Playoffs 7-7, Lost to Houston (3-4), in Conf. Semifinals

LOS ANGELES CLIPPERS

DATE	H/A	W/L	SCORE	UTA HIGH SCORER	LAC HIGH SCORER	DATE	H/A	W/L	SCORE	UTA HIGH SCORER	LAC HIGH SCORER
10/22/74	A	L	118-134	Barnett - 23	Moldoo - 33	11/14/92	H	W	124-104	K. Malone - 31	Manning - 23
11/6/74	H	L	98-110	James - 21	Moldoo - 41	1/27/93	A	L	97-107	K. Malone - 38	Manning - 25
1/19/75	H	L	112-117	Maravich - 40	Moldoo - 43	1/30/93	H	L	113-105	K. Malone - 38	Manning - 29
2/27/75	A*	L	100-110	Maravich - 24	Moldoo - 34	3/20/93	A	L	100-107	K. Malone - 33	Roberts - 20
12/2/75	A	W	108-96	Behagen - 27	Moldoo - 40	2/16/94	A	W	103-99	J. Malone - 27	Jackson - 26
12/7/76	A	L	105-129	Maravich - 24	Moldoo - 26	2/19/94	H	W	100-93	K. Malone - 26	Harper - 30
1/28/76	H	L	112-126	Maravich - 37	Smith - 34	3/15/94	A	L	105-108	K. Malone - 34	Harper - 32
3/10/76	H	L	105-120	Maravich - 26	Moldoo - 32	4/9/94	H	W	128-104	K. Malone - 25	Dehere/Harper - 17
3/20/76	A	L	101-115	Coleman/Williams - 20	Smith - 35	2/7/95	A	W	101-88	Malone - 37	Vaught - 21
11/28/76	H	W	127-118	Maravich - 30	Moldoo - 29	2/22/95	H	W	118-109	Malone - 29	Richardson/Vaught - 21
1/14/77	A	L	103-131	Maravich - 25	Smith - 28	4/1/95	A*	L	98-116	Malone - 37	Murray - 26
3/4/77	H	L	91-95	McElroy - 22	Smith - 28	4/15/95	H	W	105-83	Malone - 21	Dehere/Platowski - 13
4/6/77	A	L	102-107	Maravich - 30	Dantley - 28	1/20/96	A*	W	106-82	Malone - 21	Barry - 22
12/6/77	A	L	99-113	Maravich - 26	Knight - 32	2/2/96	H	W	122-113	Stockton - 31	Dehere - 31
1/31/78	H	W	112-95	Robinson - 28	Smith - 33	4/1/96	H	W	81-91	Malone - 32	Richardson - 18
2/28/78	H	W	125-108	McElroy - 26	Smith - 27	4/16/96	H	W	108-85	Homacek/Malone - 26	Rogers - 17
3/8/78	A	L	108-120	Goodrich - 24	Nater - 28	11/2/96	A	W	95-90	Malone - 21	Sealy - 19
11/7/78	H	L	115-121	Robinson - 32	Free - 29	11/29/96	H	W	111-94	Stockton - 28	Martin - 18
11/18/78	A	L	111-114	Maravich - 25	Smith - 36	12/30/96	A	L	101-115	Stockton - 23	Martin - 38
1/9/79	H	L	107-114	Kelley - 29	Free - 34	3/22/97	H	W	107-94	Malone - 20	Sealy - 19
2/15/79	A	L	112-122	Haywood - 28	Free - 30	11/29/97	A	W	94-91	Malone - 42	Platowski - 20
10/22/79	H	W	108-108	Maravich - 28	Free - 33	12/2/97	A	L	102-111	Malone - 23	Robinson - 25
11/3/79	A	L	109-126	Dantley - 28	Free - 28	2/10/98	H	W	106-98	Malone - 29	Robinson - 22
12/21/79	H	L	98-110	Dantley - 30	Williams - 28	4/10/98	H	W	126-109	Homacek - 23	Taylor - 22
12/23/79	A	L (OT)	118-124	Dantley - 34	Free - 41	2/22/99	H	W	104-89	Malone - 20	Robinson/Taylor - 17
1/12/80	A	L	102-119	Boswell - 22	Free - 32	3/27/99	A*	L	77-103	3 players 10	Platowski - 18
3/8/80	H	L	98-113	Dantley - 18	Free - 38	4/15/99	A*	W	103-89	Malone - 25	Douglas - 17
10/24/80	A	L	100-103	Dantley - 27	Smith - 24	5/4/99	H	W	99-82	Malone - 29	Platowski - 18
12/20/80	H	L	91-103	Dantley - 33	Williams - 32	11/8/99	A	W	84-79	Malone - 24	Taylor - 23
1/16/81	H	W	112-100	Griffin - 29	Smith - 26	11/8/99	H	W	112-75	Malone - 24	Anderson/Olowokandi - 18
2/22/81	A	L	93-108	Dantley - 29	Williams - 33	4/4/00	A	W	103-93	Malone - 34	Anderson - 20
3/7/81	H	W	97-94	Dantley - 28	Smith - 29	4/12/00	H	W	102-93	Malone - 27	Platowski - 35
11/10/81	A	W	106-97	Dantley - 32	Nater/Williams - 19	10/31/00	H	W	107-94	Malone - 34	McMinn - 20
11/25/81	H	W	102-100	Dantley - 31	Williams - 20	11/8/00	A	W (OT)	93-87	Malone - 31	Nesby - 19
1/9/82	A	L	118-125	Dantley/Griffin - 27	Chambers - 30	3/18/01	A	W	111-96	Malone - 34	Maggette - 20
4/3/82	A	W	133-124	Dantley - 40	Whitehead - 23	4/17/01	H	W	97-92	Malone - 34	McMinn - 20
4/12/82	H	W	112-107	Dantley - 28	Chambers - 38	11/23/01	H	W	106-101	Malone - 24	Brand - 28
12/15/82	H	W	112-102	Dantley - 42	Chambers - 29	1/23/02	A	L	102-86	Amoy/Ostergard - 16	Brand - 25
1/5/83	H	L (OT)	115-122	Griffin - 34	Cummings - 27	3/30/02	A	W	105-92	Russell - 19	Olowokandi - 28
1/16/83	A	W	115-111	Poquette - 22	Cummings - 34	4/3/02	H	W	99-87	Malone - 24	Brand - 24
2/20/83	A	L	97-107	Green - 23	Cummings - 26	11/26/02	A	W	99-94	Harping - 30	Miller - 21
3/1/83	H	W	127-105	Griffin - 22	Cummings - 18	1/22/03	H	L	89-96	Malone - 23	Brand - 24
11/30/83	A	W	117-115	Dantley - 37	Walton - 25	3/22/03	H	W	88-73	Kerlenko - 17	Maggette - 13
1/13/84	A	W	122-119	Dantley - 30	Cummings - 32	4/1/03	A	W	94-89	Malone - 25	Maggette - 23
2/7/84	H*	L	103-109	Dantley - 40	Cummings - 29	12/5/03	H	W	86-67	Harping - 20	Maggette - 15
4/12/84	H	W	113-94	Dantley - 31	Pence - 17	1/23/04	A	L	82-83	Amoy/Ostergard - 16	Richardson - 29
4/14/84	A	L	128-146	Eaves - 21	Nixon - 28	1/26/04	H	W	98-93	Amoy - 20	Brand - 18
10/27/84	H	L	94-103	Griffin - 22	Johnson - 25	4/4/04	A	W	97-92	Kerlenko - 18	Maggette - 25
1/7/85	A	L	106-116	Dantley - 22	Johnson - 20	12/14/04	H	W	93-91	Bell - 21	Maggette - 28
2/15/85	H	W	109-100	Griffin - 28	Smith - 25	12/29/04	A	L	90-101	Boozer - 23	Brand - 23
3/20/85	A	L	110-121	Griffin - 32	Johnson - 32	2/28/05	H	W	87-86	McLeod - 18	Simmons - 17
4/9/85	H	W	123-104	Dantley - 34	Smith - 25	4/12/05	A	L	85-94	Harping - 18	Brand - 25
12/7/85	A	W	131-91	Dantley - 39	Johnson - 18	1/16/06	H	L (OT)	93-102	Okur - 19	Brand - 35
1/18/86	A	L	97-131	Dantley - 34	Maxwell - 24	3/3/06	H	W	105-103	Okur - 29	Brand - 31
1/25/86	H	W	130-90	Dantley - 24	Valentine - 17	3/31/06	A	L	91-106	Okur - 18	Brand/Cassell - 22
4/1/86	H	L	109-113	Dantley - 42	Nixon - 30	11/14/06	H	W	112-90	Okur - 27	Mobley - 18
4/2/86	A	L	94-97	Dantley - 29	Benjamin/Maxwell - 18	12/13/06	A	W	105-86	Boozer/Williams - 28	Brand - 20
11/13/86	H	W	130-113	Malone - 19	Woodson - 25	12/26/06	H	W	102-92	Boozer - 26	Brand - 21
12/13/86	H	W	115-100	Griffin - 21	Woodson - 18	3/23/07	A	L	72-104	Boozer - 13	Brand - 20
1/31/87	H	L (OT)	113-114	Griffin - 25	Dailly - 28	1/18/08	H	W	106-88	Boozer - 19	Maggette - 20
2/5/87	A	W	126-103	Malone - 27	Woodson - 19	1/21/08	A	W	109-93	Williams - 18	Maggette - 23
3/25/87	A	L	101-111	Bailey - 24	Woodson - 28	2/22/08	H	L	104-114	Williams - 26	Maggette/Thomton - 27
11/10/87	A	L	88-100	Malone - 24	Woodson - 23	3/28/08	H	W	121-101	Boozer - 34	Maggette - 28
2/19/88	A	W	98-88	Griffin - 24	Cage - 23	11/1/08	H	W	101-79	Boozer - 25	Mobley - 20
2/20/88	H	W	120-103	Malone - 32	Woodson - 35	11/3/08	A	W	89-73	Miliss - 24	Kaman - 19
4/12/88	H	W	100-93	Malone - 39	Dalley - 21	4/13/09	H	W	106-85	Boozer - 20	Cambry - 17
4/20/88	A	W	112-106	Malone - 33	Woodson - 24	10/30/09	H	W	111-98	Miliss - 23	Gordon - 22
11/21/88	H	W	117-98	Griffin - 25	Manning - 21	2/9/10	A	W	109-99	Boozer - 26	Kaman - 19
12/10/88	A	W	110-102	Malone - 26	Grant - 17	3/1/10	A	L	104-108	Boozer - 20	Gordon - 24
4/17/89	A	W	108-102	Malone - 34	Grant - 30	3/6/10	H	W	107-85	Okur - 27	Gordon - 20
4/18/89	H	L	92-95	Malone - 26	Smith - 24	11/6/10	H	W (OT)	109-107	Williams - 30	Gordon - 27
1/31/90	H	W	120-101	Malone - 29	Smith - 24	11/28/10	A	W	109-97	Williams - 26	Griffin - 35
2/22/90	A	W	116-102	Malone - 35	Malone - 34	12/29/10	A	W	103-95	Jefferson - 31	Griffin - 30
3/21/90	H	W	118-102	Malone - 28	Garland - 23	1/17/12	H	W	108-79	Miliss - 27	Butler - 14
3/24/90	A	W	122-79	Malone - 31	Benjamin - 20	2/1/12	H	L	105-107	Jefferson - 27	Paul - 34
12/9/90	A	W	106-85	K. Malone/Stockton - 27	Nelson - 24	3/21/12	A	L	96-105	Jefferson - 27	Paul - 26
12/29/90	H	W	131-102	K. Malone - 31	Martin - 25	12/3/12	H	L	104-105	Mo Williams - 20	Griffin - 30
3/27/91	A	L	89-95	K. Malone - 41	Harper - 29	12/28/12	H	L	114-116	Foye - 28	Paul - 29
4/3/91	H	W	99-97	K. Malone - 39	Harper - 26	12/30/12	A	L	96-107	Jefferson - 30	Butler - 29
11/9/91	H	W	101-84	K. Malone - 31	Manning - 16	2/23/13	A	L	94-107	Harward - 23	Butler - 21
12/13/91	A	L (OT)	101-102	J. Malone - 27	Manning - 26	12/28/13	A	L	90-98	Kanter - 17	Griffin - 40
12/26/91	H	W	123-115	Stockton - 27	Smith - 30	2/1/14	A	L	87-102	Kanter - 23	Crawford - 27
2/25/92	A	W	106-101	K. Malone - 33	Manning - 28	3/14/14	H	L	87-96	Burke/Favors - 18	Griffin - 20
						11/3/14	A	L	101-107	Harward - 27	Griffin - 30
						11/29/14	H	L	96-112	Harward - 21	B. Griffin - 28
						12/29/14	A	L	97-101	Harward - 22	B. Griffin - 24
						1/28/15	H	L	89-94	Kanter - 21	J. Crawford/C. Paul - 21

OPPONENTS

*Alternate Site Home Games:

Jazz
Las Vegas, NV (2/7/84)

Clippers
Toronto, Canada (2/27/75)
Anaheim, CA (4/1/95, 1/20/96
3/27/99, 4/15/99)



555 Nash Street
El Segundo, CA 90245

(310) 426-6000
www.lakers.com

2015-16 SCHEDULE

Sun, Jan. 10	@ L.A. Lakers	7: 30 p.m. MT	(ROOT)
Sat, Jan. 16	L.A. LAKERS	7 p.m. MT	(ROOT)
Mon, March 28	L.A. LAKERS	7 p.m. MT	(ROOT)
Wed, April 13	@ L.A. Lakers	8:30 p.m. MT	(ESPN/ROOT)

2014-15 RESULTS (2-1)

1/16/15	L.A. LAKERS	W	94-85
2/25/15	L.A. LAKERS	L	97-100
3/19/15	@ LA Lakers	W	80-73

JAZZ VS. LAKERS ALL-TIME

All-Time	Total	Home	Road
Jazz Record:	64-104	44-40	20-64
As New Orleans Jazz ('74-'79):	5-13	4-5	1-8
As Utah Jazz ('79-pres.):	59-91	40-35	19-56
At Vivint Smart Home Arena ('91-pres.):	28-18		
At STAPLES Center vs. LAL ('99-pres.):	8-22		
In Overtime:	3-3	2-3	1-0

JAZZ VS. LAKERS SERIES RECORDS

	Streak	Last Jazz Win	Last Jazz Loss
Overall:	Won 1	3/19/15 @ Los Angeles (80-73)	2/25/15 @ Utah (97-100)
Home:	Lost 1	1/16/15 (94-85)	2/25/15 (97-100)
Road:	Won 1	3/19/15 (80-73)	1/3/14 (99-110)

	Biggest Jazz Win	Biggest Jazz Loss
Home:	26 (3), last (104-78), 11/3/04	28 (99-127), 10/25/80
Road:	17 (96-79), 2/11/914	46 (2), last (67-113), 2/4/00

	Jazz	Lakers
Longest Series Win Streak:	4 (2/4/12-12/9/12)	9 (11/18/81-2/9/83)
Most Points Scored:	130, @ L.A. Lakers (OT), 11/22/83	132, @ L.A. Lakers, 11/30/06
Fewest Points Scored:	67, @ L.A. Lakers, 2/4/00	73, @ L.A. Lakers, 3/19/15
High Scorer:	50, Adrian Dantley @ Utah, 11/27/79	52, Kobe Bryant @ L.A. Lakers, 11/30/06
High Rebounder:	27*, Truck Robinson @ L.A. Lakers, 11/11/77	24, Kareem Abdul-Jabbar @ New Orleans, 11/5/75
High Assists:	23, John Stockton @ Utah, 4/12/90	19, Magic Johnson @ L.A. Lakers, 3/18/87

*tied for most in Jazz history

JAZZ VS. LAKERS ALL-TIME IN PLAYOFFS (1988, 1997, 1998, 2008, 2009, 2010)

All-Time	Series	Total	Home	Road
In First Round:	0-1	1-4	1-1	0-3
In Conf. Semifinals:	1-3	9-13	7-4	2-9
In Conf. Finals:	1-0	4-0	2-0	2-0
w/ home court:	2-0			
w/o home court:	0-4			
At Vivint Smart Home Arena:		8-4		
At STAPLES Center (vs. LAL):		0-8		
In Overtime:		2-0	2-0	--

DIRECTORY

President/ Governor	Jeanie Buss
General Manager	Mitch Kupchak
Executive Vice President, Basketball Operations/Alternate Governor	Jim Buss
Head Coach	Byron Scott (15th NBA Season, 437-582, .429)
Assistant Coaches	(2nd Season w/ L.A. Lakers, 21-61, .256) Paul Pressey, Jim Eyen, Mark Madsen
Athletic Trainer	Gary Vitti
Vice President, Public Relations	John Black
Senior Manager, Public Relations	Alison Bogli
Manager, Public Relations	Calder Hynes
Coordinator, Public Relations	Daniel Ramirez
Assistant, Public Relations	Matt Fleer

GENERAL INFORMATION

Home Court	STAPLES Center (18,997), opened in 1999
Team Colors	Purple, Gold
Radio	ESPNLA Radio (710 AM): John Ireland, Mychal Thompson
Spanish Radio	ESPN Deportes (1330 AM): Fernando Gonzalez, Jose "Pepe" Mantilla
Television	Time Warner Cable SportsNet: Bill Macdonald, Stu Lantz
Spanish Television	Time Warner Cable Deportes: Adrian Garcia Marquez, Francisco Pinto

BACKGROUND

Founded	1948-49, Minneapolis Lakers;
	1960-61, Los Angeles Lakers
NBA Titles	16 (last 2009-10)
2014-15 Record	21-61 (.256), 5th in Pacific Division
2015 Playoffs	Did Not Qualify

LOS ANGELES LAKERS

DATE	H/A	W/L	SCORE	UTA HIGH SCORER	LAL HIGH SCORER
11/29/74	A	L	122-127	Lantry/Marlich - 22	Riley - 38
1/24/75	A	L	108-110	Nelson - 28	Goodrich - 20
1/29/75	H	L	108-112	Maravich - 32	Goodrich - 34
3/5/75	H	W	123-117	Maravich - 30	Allen - 29
11/5/75	H	W	113-110	Maravich - 30	Allen - 28
11/12/75	A	L	100-116	Williams - 24	Abdul-Jabbar - 33
2/13/76	A	L	112-126	Maravich - 30	Abdul-Jabbar - 32
2/17/76	H	L	101-115	Maravich - 33	Goodrich/Jabbar - 28
12/15/76	H	L	105-115	Boyd - 24	Abdul-Jabbar - 35
1/30/77	A	L	99-101	Maravich - 29	Abdul-Jabbar - 27
3/20/77	A	L	95-100	Maravich - 46	Abdul-Jabbar - 29
11/11/77	A	L	107-123	Robinson - 21	Hudson - 24
12/13/77	H	W	117-94	Maravich - 40	Abdul-Jabbar - 33
3/29/78	H	L	103-108	Robinson - 27	Abdul-Jabbar - 34
11/11/78	A	L	109-121	Kelly - 27	Abdul-Jabbar - 32
12/5/78	H	L	102-114	Robinson - 33	Wilkes - 26
12/26/78	A	W	125-123	Robinson - 31	Abdul-Jabbar - 35
1/2/79	H	W	109-105	Maravich - 27	Jabbar/Wilkes - 23
10/23/79	A	L	87-102	Dantley - 27	Cooper/Jabbar - 17
11/21/79	H	L	118-122	Dantley - 50	Wilkes - 29
12/21/79	H	L	116-124	Dantley - 37	Abdul-Jabbar - 31
1/15/80	A	L	98-112	Farlow - 24	Abdul-Jabbar - 34
3/23/80	A	L	96-101	Boone - 19	Wilkes - 22
3/27/80	H	L	95-97	Dawkins - 15	Wilkes - 21
10/25/80	H	L	99-127	Dantley - 36	Johnson - 33
12/7/80	A	L	100-113	Dantley - 32	Abdul-Jabbar - 24
12/30/80	H	W	110-100	Dantley - 34	Abdul-Jabbar - 20
1/27/81	A	L	104-111	Griffith - 22	Abdul-Jabbar - 27
3/28/81	H	W (OT)	112-110	Dantley - 30	Johnson - 41
11/18/81	H	L	110-113	Dantley - 32	Abdul-Jabbar - 27
12/1/81	A	L	86-117	Dumey - 16	Johnson - 19
12/29/81	A	L	114-121	Dantley - 40	Wilkes - 34
3/17/82	H	L	112-120	Griffith - 32	Abdul-Jabbar - 28
4/14/82	A	L	115-128	Dantley - 28	Abdul-Jabbar - 22
11/6/82	H	L	101-104	Griffith - 23	Jabbar/Johnson - 22
12/10/82	H	L	122-128	Dantley - 35	Moldkoo - 26
12/22/82	A	L	100-124	Wilkins - 20	Moldkoo - 22
2/9/83	A	L	90-113	Pouquette - 22	Wilkes - 22
2/26/83	H	W	101-92	Eaves - 20	Wilkes - 17
10/28/83	H	L	115-120	Dantley - 24	Jabbar/Wilkes - 21
11/13/83	A	L	118-124	Dantley - 36	Johnson - 30
11/22/83	A	W (OT)	130-126	Dantley - 32	Moldkoo - 31
2/3/84	A	L	105-109	Dantley - 34	Abdul-Jabbar - 29
4/5/84	H*	L	115-129	Draw - 24	Scott - 24
11/28/84	H	L	109-114	Griffith - 23	Abdul-Jabbar - 24
1/10/85	A	L	112-120	Worthy - 34	Dantley - 28
1/26/85	H	W	96-83	Dantley - 31	Jabbar/Johnson - 19
3/12/85	A	L	108-123	Griffith - 24	Johnson/Scott - 18
3/13/85	H	L	105-120	Roberts - 24	Abdul-Jabbar - 27
11/7/85	H	L	106-116	Dantley - 28	Worthy - 26
11/12/85	A	L	110-119	Dantley - 36	Abdul-Jabbar - 25
12/4/85	H	L (OT)	127-131	Dantley - 36	Johnson - 29
1/3/86	A	L	101-110	Dantley - 25	Abdul-Jabbar - 25
3/5/86	A	L	84-130	Green - 19	McGee - 20
1/4/87	A	L	113-121	Malone - 35	Johnson - 26
1/8/87	H	W	107-101	Bailey - 29	Johnson - 25
2/28/87	H	W	107-100	Malone - 24	Johnson - 24
3/18/87	A	L	97-111	Malone - 27	Johnson - 27
4/16/87	H	L	97-110	Malone - 24	Johnson - 31
12/28/87	H	L	109-117	Malone - 28	Scott - 26
1/26/88	A	L	100-111	Malone/Stockton - 18	Johnson - 22
2/26/88	H	L	105-112	Malone - 28	Johnson - 27
3/29/88	A	L	111-122	Malone - 25	Worthy - 31
4/2/88	H	W	106-92	Bailey - 33	Scott - 23
12/2/88	A	L	92-113	Griffith - 16	Scott - 32
12/25/88	H	W	101-87	Malone - 31	Johnson/Worthy - 18
2/22/89	H	W	105-79	Griffith - 29	Scott - 14
4/7/89	A	W	99-97	Malone/Stockton - 24	Johnson/Worthy - 24
11/25/89	H	L	86-92	Malone - 31	Johnson - 25
2/25/90	A	W	104-103	Malone - 34	Johnson - 32
4/1/90	A	L	103-119	Malone - 25	Johnson - 33
4/12/90	H	W	107-104	Malone - 45	Worthy - 33
12/7/90	H	W	101-79	K. Malone - 27	Johnson - 20
1/9/91	A	L	85-108	K. Malone - 21	B. Scott - 20
4/11/91	A	L	95-110	K. Malone - 21	Johnson - 31
4/20/91	H	W	107-93	K. Malone - 30	Davis - 19
12/11/91	A	W	101-95	K. Malone - 24	Worthy - 33
2/13/92	H	W	97-91	K. Malone - 35	Worthy - 24
3/27/92	H	L	92-103	K. Malone - 31	Teagle - 23
4/11/92	A	W	93-90	K. Malone - 27	Threault - 24
1/22/93	H	W	98-94	K. Malone - 27	Perkins - 19
2/4/93	A	L	110-114	K. Malone - 32	Green - 23
4/4/93	A	W	111-99	K. Malone - 23	Pedler - 19
4/21/93	H	W	113-102	K. Malone - 31	Benjamin - 17

DATE	H/A	W/L	SCORE	UTA HIGH SCORER	LAL HIGH SCORER
2/6/94	A	L	90-107	K. Malone - 23	Jordan - 28
2/9/94	H	L	96-103	K. Malone - 29	Threault - 25
3/14/94	H	W	102-101	K. Malone - 19	Van Eel - 22
4/24/94	A	W	103-97	K. Malone - 24	Van Eel - 21
12/10/94	H	L	113-120	Malone - 34	Threault - 38
2/27/95	A	W	101-95	Malone - 32	Campbell - 25
4/7/95	A	L	90-113	Malone - 17	Ceballos - 26
4/11/95	H	W	100-93	Malone - 30	Jones - 23
11/8/95	H	W	108-98	Malone - 33	Ceballos - 26
12/30/95	H	W	99-82	Malone - 24	Ceballos - 18
1/5/96	A	L	100-116	Morris - 23	Ceballos - 28
2/4/96	A	L	103-110	Malone - 39	Johnson - 21
10/2/96	A	W	113-97	Malone - 37	O'Neal - 26
12/19/96	H	W	101-75	Malone - 17	O'Neal - 21
4/9/97	H	W	101-89	Malone - 29	Jones - 16
4/13/97	A	L	98-100	Stockton - 30	O'Neal - 39
10/31/97	A	L	87-104	Anderson - 21	Bryant - 23
11/18/97	H	L	92-97	Malone - 26	Bryant/VanEel - 19
3/28/98	H	W	106-91	Malone - 31	O'Neal - 31
4/19/98	A	L	98-102	Malone - 27	O'Neal - 33
2/7/99	A	W	100-91	Malone - 28	O'Neal - 37
3/7/99	H	L	89-97	Malone - 34	O'Neal - 24
4/6/99	A	W	106-93	Malone - 30	O'Neal - 24
4/17/99	H	W	109-93	Malone - 27	O'Neal - 29
11/2/99	H	L	84-91	Hamock - 23	Rice - 28
11/24/99	A	L	82-90	Malone - 22	O'Neal - 39
1/24/00	H	W (OT)	105-101	Malone - 31	O'Neal - 36
2/4/00	A	L	67-113	Malone - 14	O'Neal - 25
11/1/00	A	W	97-92	Malone - 26	O'Neal - 34
1/2/01	A	L	71-82	Marshall/Russell - 16	Johnson - 31
1/13/01	H	W	111-103	Starks/Stockton - 21	O'Neal - 30
4/3/01	H	L	88-96	Malone - 31	O'Neal - 31
11/1/01	H	L	101-105	Stockton - 19	Bryant - 39
11/4/01	A	L	96-100	Malone - 26	Bryant - 38
3/6/02	H	W	92-84	Malone - 23	O'Neal - 28
4/9/02	A	L	82-112	Marshall - 16	Bryant/O'Neal - 20
12/4/02	H	W	93-85	Malone - 29	O'Neal - 23
12/10/02	A	L	101-110	Kidd - 30	O'Neal - 32
2/1/03	A	L	87-99	Malone - 26	Bryant - 42
2/19/03	H	L	87-93	Malone - 25	Bryant - 40
12/7/03	A	L	92-94	Williams - 16	Bryant/O'Neal - 19
1/24/04	H	L	86-93	Steverson - 17	Medvedenko - 26
3/8/04	H	W	88-83	Grick - 21	Payton - 21
3/28/04	A	L	84-91	Bell - 26	Bryant - 34
11/3/04	H	W	108-78	Bozer - 27	Bryant - 38
1/17/05	A	L	102-94	Harping - 19	Butler - 26
2/15/05	A	L	95-102	Okur - 20	Bryant - 40
3/22/05	H	W	115-107	Okur - 27	Bryant - 43
12/1/05	H	L (OT)	101-105	Williams - 20	Bryant - 30
1/1/06	A	W	98-94	Kirilenko - 23	Cook - 19
1/3/06	H	W	90-80	Okur - 20	Odum - 25
2/13/06	A	L	88-94	Brown - 25	Bryant - 23
11/24/06	H	W	114-108	Bozer - 31	Bryant - 27
11/30/06	H	L	102-132	Bozer - 26	Bryant - 52
2/26/07	H	L	94-102	Fisher - 23	Bryant - 35
11/4/07	A	L	109-119	Williams - 26	Bryant - 33
11/30/07	H	W	120-96	Williams - 35	Bryant - 28
12/28/07	A	L	109-123	Bozer - 20	Bryant - 31
3/20/08	H	L	95-106	Williams - 26	Bryant - 27
1/2/09	A	L	100-113	Okur - 21	Bryant - 40
2/11/09	H	W	113-109	Williams - 31	Bryant - 37
4/14/09	A	L	112-125	Williams - 25	Bryant - 22
12/9/09	A	L	77-101	Williams - 17	Bryant - 27
12/12/09	H	W	102-94	Williams - 21	Artest/Bryant/Gasol - 16
2/10/10	H	L	81-96	Kirilenko - 17	Odum - 25
4/2/10	A	L	92-106	Bozer/Williams - 20	Odum - 26
11/26/10	H	W	102-96	Williams - 29	Bryant - 31
1/25/11	A	L	91-120	Williams - 17	Bryant - 21
4/11/11	H	L	85-96	Miles - 24	Bryant - 21
4/5/11	A	W	86-85	Hayward/Millsap - 22	Bryant - 20
12/27/11	A	L	71-96	Millsap - 18	Bryant - 26
1/11/12	H	L (OT)	87-90	Millsap - 29	Bryant - 40
2/4/12	H	W	96-87	Jefferson - 18	Bryant - 26
3/18/12	A	W	103-99	Millsap - 24	Bryant - 33
11/7/12	H	W	95-86	Jefferson - 18	Bryant - 29
12/9/12	A	L	117-110	Millsap - 24	Bryant - 34
1/25/13	A	L	84-102	Favors - 14	Howard/World Peace - 17
12/27/13	H	W	105-103	Hayward - 24	Young - 21
1/3/14	A	L	99-110	Hayward - 22	Gasol - 23
2/11/14	A	W	96-79	Burks - 24	Kaman - 25
4/14/14	H	L	104-119	Burks - 22	Young - 41
1/16/15	H	W	94-85	Hayward - 31	N. Young - 23
2/25/15	H	L	97-100	Hayward - 20	J. Clarkson - 22
3/19/15	A	W	80-73	Hayward - 22	T. Black - 13

OPPONENTS

*Alternate Site Home Games:

Jazz
Las Vegas (4/5/84)

Lakers
none



**191 Beale Street
Memphis, TN 38103
(901) 205-1234
www.grizzlies.com**

2015-16 SCHEDULE

Sat, Nov. 7	MEMPHIS	7 p.m. MT	(ROOT)
Sat, Jan. 2	MEMPHIS	7 p.m. MT	(ROOT)
Fri, March 4	@ Memphis	6 p.m. MT	(ROOT)

2014-15 RESULTS (2-2)

12/22/14	@ Memphis	W	97-91
2/4/15	MEMPHIS	L	90-100
3/3/15	@ Memphis	W	93-82
4/10/15	MEMPHIS	L	88-89

JAZZ VS. GRIZZLIES ALL-TIME

All-Time	Total	Home	Road
Jazz Record:	49-25	27-10	22-15
As New Orleans Jazz ('74-'79):	n/a	n/a	n/a
As Utah Jazz ('79-pres.):	49-25	27-10	22-15
vs. Vancouver ('95-01):	22-1	11-1	11-0
vs. Memphis ('01-pres.):	27-24	16-9	11-15
At Vivint Smart Home Arena ('91-pres.):	27-11		
At FedExForum ('04-pres.):	9-11		
In Overtime:	1-2	1-2	0-0

DIRECTORY

Controlling Owner.....	Robert J. Pera
Director.....	Joe Abadi
General Manager.....	Chris Wallace
Vice President of Basketball Operations.....	John Hollinger
Executive Vice President of Player Personnel.....	Ed Stefanski
Head Coach.....	David Joergner
Assistant Coaches.....	Elston Turner, Jeff Bzdelik, Bob Thornton, Shawn Respert, Duane Ticknor
Assistant Coach/Advance Scout.....	Jason March
Director of Player Development.....	John Townsend
Head Athletic Trainer & Vice President of Player Care.....	Drew Graham
Strength & Conditioning Coach.....	Chattin Hill
Director, Communications and Publications.....	Jason Wallace
Senior Coordinator, Communications and Publications.....	Ross Wooden
Coordinator, Communications and Publications.....	Kerri Harper

GENERAL INFORMATION

Home Court.....	FedExForum (18,119), opened in 2004
Team Colors.....	Memphis Midnight, Beale Street Blue, Smoke Blue and Grizzlies Gold
Radio.....	WMFS (92.9 FM ESPN /680 AM): Eric Hasseltine, Hank McDowell, Elliot Perry
Television.....	Fox Sports Southeast: Pete Pranic, Sean Tuohy, Brevin Knight, Rob Fischer, Chris Vernon

BACKGROUND

Founded.....	1995-96, Vancouver Grizzlies;
.....	2001-02, Memphis Grizzlies
NBA Titles.....	None
2014-15 Record.....	55-27 (.671), T-2nd in Southwest Division
2015 Playoffs.....	6-5, Lost to Golden State (2-4) in Conf. Semifinals

JAZZ VS. GRIZZLIES SERIES RECORDS

	Streak	Last Jazz Win	Last Jazz Loss
Overall:	Lost 1	3/3/15 @ Memphis (93-82)	4/10/15 @ Utah (88-89)
Home:	Lost 3	3/16/13 (90-84)	4/10/15 (88-89)
Road:	Won 2	3/3/15 (93-82)	3/19/14 (86-96)

	Biggest Jazz Win	Biggest Jazz Loss
Home:	44 (114-70), 2/28/02	17 (99-116), 1/26/00
Road:	38 (106-68) @ Vancouver, 1/17/97	22 (65-87), 1/6/06

	Jazz	Grizzlies
Longest Series Win Streak:	17 (2/5/96-1/20/00)	4 (2), last (4/17/13-3/26/14)
Most Points Scored:	130, @ Utah, 1/24/07 (OT)	132, @ Utah, 1/24/07 (OT)
Fewest Points Scored:	65, @ Memphis, 1/6/06	68, @ Vancouver, 1/17/97
High Scorer:	39, Carlos Boozer @ Utah, 1/24/07 (OT)	32, Pau Gasol @ Utah (OT), 12/26/05
High Rebounder:	24, Rudy Gobert @ Memphis, 3/3/15	19, Zach Randolph @ Memphis, 4/17/13
High Assists:	21, Deron Williams @ Utah, 1/24/07 (OT)	12, Earl Watson @ Utah, 4/5/04
High Steals:	5 (3), last Ronnie Brewer @ Memphis, 2/2/08	5 (4), last Eddie Jones @ Utah (OT), 12/26/05
High Blocks:	7, Greg Ostertag @ Utah, 11/19/05	7, Pau Gasol @ Utah, 1/12/02

JAZZ VS. GRIZZLIES ALL-TIME IN PLAYOFFS

Have Never Met

MEMPHIS GRIZZLIES

DATE	H/A	W/L	SCORE	UTA HIGH SCORER	MEM HIGH SCORER
2/5/96	A	W	92-83	Malone - 31	Scott - 19
2/7/96	H	W	102-79	Malone - 22	Murdock - 16
3/29/96	H	W	105-91	Malone - 21	Edwards - 26
4/18/96	A	W	94-79	Malone - 26	King - 21
11/15/96	H	W	104-96	Malone - 21	Edwards - 23
1/17/97	A	W	106-68	Malone - 30	Reeves - 17
3/2/97	A	W	93-86	Russell - 20	Peeler - 25
4/4/97	H	W	106-79	Malone - 16	Reeves - 15
11/12/97	H	W	98-80	Malone - 26	Reeves - 15
12/28/97	A	W	89-88	Malone - 26	Abdur-Rahim - 31
3/13/98	H	W	110-101	Malone - 30	Reeves - 23
4/5/98	A	W	99-93	Malone - 25	Reeves - 30
3/3/99	H	W	109-86	Russell - 17	Mack - 23
3/26/99	A	W	85-80	Malone - 26	Abdur-Rahim - 30
4/12/99	H	W	98-80	Anderson/Homacek - 18	Abdur-Rahim - 22
12/29/99	H	W	101-90	Malone - 29	Dickerson - 25
1/20/00	A	W	94-89	Malone - 32	Bibby/Harrington - 22
1/26/00	H	L	99-116	Russell - 16	Abdur-Rahim - 30
3/25/00	A	W	84-75	Malone - 25	Scott - 16
12/7/00	H	W	98-87	Russell - 20	Abdur-Rahim - 21
2/7/01	A	W	92-82	Malone - 34	Dickerson - 27
2/28/01	H	W	101-83	Malone - 21	Abdur-Rahim - 19
4/1/01	A	W	92-73	Malone - 31	Abdur-Rahim - 20
1/12/02	H	L (OT)	95-97	Malone - 23	Williams - 23
2/5/02	A	L	79-86	Kirilenko - 15	Buford - 20
2/28/02	H	W	114-70	Marshall - 20	Buford - 15
3/11/02	A	L	78-79	Marshall - 16	Gasol - 20
12/6/02	H	W	104-71	Kirilenko - 15	Switt - 16
12/22/02	A	W	103-74	Heppling/Malone - 17	Battler - 11
2/5/03	H	W	105-84	Malone - 31	Gricek - 17
2/24/03	A	L	92-103	Malone - 22	Peson - 27
11/8/03	H	W	96-89	Kirilenko - 25	Posay - 17
1/2/04	A	L	88-100	Amoy - 20	Wells - 21
1/30/04	A	W	85-79	Kirilenko - 21	Posay - 24
4/5/04	H	W	92-81	Gricek - 25	Wright - 16

DATE	H/A	W/L	SCORE	UTA HIGH SCORER	MEM HIGH SCORER
1/3/05	A	L	82-92	Boozer - 20	Gasol - 25
1/22/05	H	L	94-110	Okur - 22	Gasol - 23
3/11/05	H	L	82-94	Kirilenko - 25	Miller - 24
11/19/05	H	L	72-80	Williams - 21	Miller - 18
12/26/05	H	W (OT)	105-102	Kirilenko - 24	Gasol - 32
1/6/06	A	L	65-87	Kirilenko - 20	Gasol - 27
3/19/06	A	L	84-90	Boozer - 19	Atkins - 20
12/23/06	A	W	100-97	Boozer - 24	Miller - 28
1/24/07	H	L (OT)	130-132	Boozer - 39	Atkins - 29
2/28/07	A	W	104-88	Harping - 25	Gasol - 28
3/24/07	H	W	118-108	Boozer - 28	Jones - 26
11/10/07	H	W	118-94	Boozer - 31	Gay - 18
2/2/08	A	W	110-91	Boozer - 19	Gay - 15
3/1/08	A	W	113-92	Boozer - 18	Gay - 20
11/22/08	A	W	103-94	Okur - 23	Mayo - 23
11/26/08	H	W	117-100	Milap - 24	Gay - 27
1/16/09	A	W	101-91	Williams - 27	Mayo - 23
2/17/09	H	W	117-99	Miles - 24	Gay/Mayo - 18
11/30/09	H	W	120-93	Brewer - 25	Mayo - 20
1/6/10	H	W	117-94	Miles - 24	Young - 22
1/8/10	A	L	89-91	Okur - 16	Randolph - 29
12/6/10	H	W	94-85	Williams - 27	Conley - 19
1/1/11	H	W	98-92	Milap - 22	Randolph - 27
1/7/11	A	L	99-110	Milap - 20	Gay - 28
3/21/11	A	L	85-103	Milap - 15	Randolph - 19
1/6/12	H	W	94-85	Jefferson - 20	Allen/Gasol - 21
2/12/12	A	W	98-88	Hayward - 23	Gay - 22
4/14/12	A	L	98-103	Harris - 20	Gay - 26
11/5/12	A	L	94-103	Hayward - 19	Gasol - 22
12/15/12	H	L	86-99	Jefferson - 21	Randolph - 25
3/16/13	H	W	90-84	Hayward - 17	Bayless - 24
4/17/13	A	L	70-86	Jefferson - 22	Randolph - 25
12/23/13	A	L	94-104	Burke/Jefferson - 18	Randolph - 22
3/19/14	A	L	86-96	Burke/Burks/Hayward - 16	Randolph - 21
3/26/14	H	L	87-91	Favors - 22	Randolph - 22
12/22/14	A	W	97-91	Burks - 23	M. Conley - 28
2/4/15	H	L	90-100	Burke - 21	M. Gasol - 23
3/3/15	A	W	93-82	Favors/Hayward - 21	C. Lee - 18
4/10/15	H	L	88-89	Hayward - 27	M. Gasol - 22

OPPONENTS

*Alternate Site Home Games:

Jazz
none

Grizzlies
none



601 Biscayne Boulevard
Miami, FL 33132
(786) 777-HEAT
www.heat.com

2015-16 SCHEDULE

Thu., Nov. 12	@ Miami	5:30 p.m. MT	(ROOT)
Sat, Jan. 9	MIAMI	7 p.m. MT	(ROOT)

2014-15 RESULTS (1-1)

12/12/14	MIAMI	L	95-100
12/17/14	@ Miami	W	105-87

JAZZ VS. HEAT ALL-TIME

All-Time	Total	Home	Road
Jazz Record:	33-23	20-9	13-14
As New Orleans Jazz (*74-79):	n/a	n/a	n/a
As Utah Jazz (*79-pres.):	33-23	20-9	13-14
At Vivint Smart Home Arena (*91-pres.):	15-9		
At AmericanAirlines Arena (*00-pres.):	5-9		
In Overtime:	3-2	1-0	2-2

DIRECTORY

Managing General Partner Micky Arison
Chief Executive Officer Nick Arison
President Pat Riley
Senior Vice President, Basketball Operations/General Manager Andy Elisburg
Vice President, Player Personnel Chet Kammerer
Vice President, Player Programs Alonzo Mourning
Head Coach Erik Spoelstra
(8th season w/ Miami, 351-207, .629)
Assistant Coaches Juwan Howard, Keith Smart,
Dan Craig, Chris Quinn
Assistant Coach/Strength & Conditioning Bill Foran
Head Athletic Trainer Jay Sabol
Vice President, Sports Media Relations Tim Donovan
Senior Director, Sports Media Relations Rob Wilson
Director, Sports Media Relations Michael Lissack
Manager, Sports Media Relations Nick Maiorana

GENERAL INFORMATION

Home Court AmericanAirlines Arena (19,600), opened in 2000
Team Colors Red, Yellow, Black and White
Radio The Ticket (790 AM): Mike Inglis,
John Crotty, Ron Rothstein
Spanish Radio WAQI (710 AM): José Pañeda, Joe Pujala
Television Fox Sports Sun: Eric Reid, Tony Fiorentino, Jason Jackson

BACKGROUND

Founded 1988-89
NBA Titles Three (last 2012-13)
2014-15 Record 37-45 (.451), 3rd in Southeast Division
2015 Playoffs Did Not Qualify

JAZZ VS. HEAT SERIES RECORDS

	Streak	Last Jazz Win	Last Jazz Loss
Overall:	Won 1	12/17/14 @ Miami (105-87)	12/12/14 @ Utah (95-100)
Home:	Lost 1	2/8/14 (94-89)	12/12/14 (95-100)
Road:	Won 1	12/17/14 (105-87)	12/16/13 (94-117)

	Biggest Jazz Win	Biggest Jazz Loss
Home:	29 (118-89), 1/11/10	20 (80-100), 12/6/04
Road:	39 (95-56), 12/18/01	38 (83-121), 3/14/06

	Jazz	Heat
Longest Series Win Streak:	7 (11/4/94-12/16/97)	7 (2/17/04-3/13/07)
Most Points Scored:	129, @ Miami (30T), 3/14/09	140, @ Miami (30T), 3/14/09
Fewest Points Scored:	70, @ Miami, 12/23/09	56, @ Miami, 12/18/01
High Scorer:	46, Paul Millsap @ Miami (OT), 11/9/10	50, Dwyane Wade @ Miami (30T), 3/14/09
High Rebounder:	17, Karl Malone @ Miami, 12/23/90 Karl Malone @ Utah, 1/7/94	17, Rony Seikaly @ Miami, 11/19/91
High Assists:	17, John Stockton @ Utah, 12/30/89 John Stockton @ Utah, 1/2/91 John Stockton @ Miami, 11/17/93	14, Sherman Douglas @ Miami, 3/5/90 LeBron James @ Miami (OT), 11/9/10
High Steals:	7, John Stockton @ Miami, 2/7/89	6, Dwyane Wade @ Utah, 1/13/07
High Blocks:	5 (4), last Rudy Gobert @ Utah, 12/12/14	6, Grant Long @ Utah, 2/7/89

JAZZ VS. HEAT ALL-TIME IN PLAYOFFS

Have Never Met

MIAMI HEAT

DATE	H/A	W/L	SCORE	UTA HIGH SCORER	MIA HIGH SCORER
12/12/88	H	W	110-94	Malone - 33	Sakaly - 19
12/23/88	A	L	80-101	Malone - 32	Sparrow - 19
1/10/89	A	W	92-88	Malone - 29	Sakaly - 30
2/7/89	H	W	96-77	Malone - 26	Long/Sparrow - 14
3/3/89	A	W	107-95	Malone - 34	Washington - 15
3/17/89	H	W	118-96	Malone - 31	Thompson - 15
12/30/89	H	W	117-98	Malone - 33	Rice - 19
3/5/90	A	L	104-105	Malone - 32	Sakaly - 25
12/23/90	A	L	93-99	K. Malone - 25	Douglas - 23
1/2/91	H	W	112-104	K. Malone - 40	Rice - 26
11/19/91	A	L	91-111	K. Malone - 25	Sakaly - 23
12/28/91	H	W	128-103	K. Malone - 38	Smith - 19
12/23/92	A	W	92-86	K. Malone - 23	Rice - 18
1/12/93	H	W (20T)	125-122	K. Malone - 30	Rice - 31
11/17/93	A	W	115-111	K. Malone - 30	Sakaly - 24
1/7/94	H	L	104-110	Stockton - 22	Rice - 27
11/4/94	H	W	119-108	Homacek - 21	Rice/Smith - 19
3/12/95	A	W	96-86	Malone - 28	Rice - 25
12/16/95	A	W	83-74	Malone - 30	Gamble - 20
1/8/96	H	W	94-92	Malone - 32	Mourning - 22
12/19/96	A	W (OT)	94-87	Malone - 35	Hardaway - 24
1/4/97	H	W	83-80	Malone - 28	Lenard/Mourning - 18
12/16/97	A	W	103-95	Malone - 29	Hardaway - 21
2/24/98	H	L	102-104	Malone - 26	Lenard/Mourning - 20
3/23/99	H	W	84-81	Malone - 23	Hardaway - 30
12/22/99	A	L	72-74	Malone - 21	Mourning - 17
1/13/00	H	W	93-83	Russell - 19	Mourning - 27

DATE	H/A	W/L	SCORE	UTA HIGH SCORER	MIA HIGH SCORER
11/10/00	H	L	80-87	Malone - 21	Grant - 21
12/1/00	A	W	94-92	Malone - 27	Jones - 25
12/18/01	A	W	95-56	Malone/Marshall - 21	Jones - 12
1/28/02	H	W	101-89	Russell - 20	Strickland - 16
1/10/03	H	W	92-76	Harpring - 31	C. Butler - 19
3/10/03	A	W	83-73	Malone - 29	Butler - 24
1/15/04	H	W	97-85	Kirilenko - 26	Jones - 18
2/17/04	A	L	85-97	Kirilenko - 31	Wade - 31
11/19/04	A	L (OT)	105-107	Boozer - 25	Wade - 39
12/6/04	H	L	80-100	Snyder - 12	Wade - 23
1/14/06	H	L	94-100	Kirilenko - 25	Wade - 31
3/14/06	A	L	83-121	Harpring - 20	Wade - 25
1/13/07	H	L	110-119	Boozer - 29	Wade - 32
3/13/07	A	L	86-88	Boozer - 20	Williams - 15
12/3/07	H	W	110-101	Okur - 25	Wade - 26
12/22/07	A	L	102-104	Williams - 22	Wade - 20
12/3/08	H	L	89-93	Miltap - 20	Wade - 23
3/14/09	A	L (3OT)	129-140	Williams - 30	Wade - 50
12/23/09	A	L	70-80	Williams - 18	Wade - 29
1/11/10	H	W	118-89	Boozer - 25	Beasley - 20
11/9/10	A	W (OT)	116-114	Miltap - 46	Wade - 39
12/8/10	H	L	98-111	Jefferson - 25	James - 33
3/2/12	H	W	99-98	Jefferson - 20	James - 35
12/22/12	A	L	89-105	Ma. Williams - 16	James - 30
1/14/13	H	W	104-97	Jefferson - 23	James - 32
12/16/13	A	L	94-117	Burks - 31	James - 30
2/8/14	H	W	94-89	Williams - 23	Wade - 19
12/12/14	H	L	95-100	Kanter - 25	D. Wade - 29
12/17/14	A	W	105-87	Hayward - 29	D. Wade - 42

OPPONENTS

*Alternate Site Home Games:

Jazz
none

Heat
none



1001 N. Fourth Street
Milwaukee, WI 53203
(414) 227-0500
www.bucks.com

2015-16 SCHEDULE

Fri, Feb. 5	MILWAUKEE	7 p.m. MT	(ROOT)
Sun, March 20	@ Milwaukee	5 p.m. MT	(ROOT)

2014-15 RESULTS (2-0)

1/22/15	@ Milwaukee	W	101-89
2/28/15	MILWAUKEE	W	82-75

JAZZ VS. BUCKS ALL-TIME

All-Time	Total	Home	Road
Jazz Record:	48-43	29-17	19-26
As New Orleans Jazz ('74-79):	7-11	4-5	3-6
As Utah Jazz ('79-pres.):	41-32	25-12	16-20
At Vivint Smart Home Arena ('91-pres.):	20-3		
At Bradley Center ('88-pres.):	13-12		
In Overtime:	1-5	1-2	0-3

DIRECTORY

Owners Wes Edens, Marc Lasry, Jamie Dinan
 General Manager John Hammond
 Assistant General Manager David Morway
 Head Coach Jason Kidd (3rd NBA Season, 85-79, .518)
 (2nd Season w/ Milwaukee, 41-41, .500)
 Assistant Coaches Joe Prunty, Eric Hughes,
 Greg Foster, Sean Sweeney, Josh Oppenheimer
 Head Strength & Conditioning Coach Suki Hobson
 Director of Performance Troy Flanagan
 Vice President of Public Relations Dan Smyczek
 Director of Communications Mark Rosenberg
 Public Relations Coordinator Erika Johnson

GENERAL INFORMATION

Home Court BMO Harris Bradley Center (18,717),
 opened in 1988
 Team Colors Good Land Green, Cream City Cream,
 Great Lakes Blue and Bucks Black
 Radio WTMJ (620 AM); Ted Davis, Dennis Krause (home only)
 Television FOX Sports Wisconsin; Jim Paschke,
 Gus Johnson, Marques Johnson, Jon McGlocklin

BACKGROUND

Founded 1968-69
 NBA Titles One (1970-71)
 2014-15 Record 41-41 (.500), 3rd in Central Division
 2015 Playoffs 2-4, Lost to Chicago (2-4) in the First Round

JAZZ VS. BUCKS SERIES RECORDS

	Streak	Last Jazz Win	Last Jazz Loss
Overall:	Won 2	2/28/15 @ Utah (82-75)	3/3/14 @ Milwaukee (88-114)
Home:	Won 13	2/28/15 (82-75)	10/30/01 (112-119 OT)
Road:	Won 1	1/22/15 (101-99)	3/3/14 (88-114)

	Biggest Jazz Win	Biggest Jazz Loss
Home:	48 (144-96), 1/27/90	33 (102-158), 3/14/79
Road:	18 (2), last (110-92), 3/7/98	56 (102-158), 3/14/79

	Jazz	Bucks
Longest Series Win Streak:	9 (3/30/92-3/27/96)	7 (3/30/80-2/4/83)
Most Points Scored:	144, @ Utah, 1/27/90	158, @ Milwaukee, 3/14/79
Fewest Points Scored:	76, @ Milwaukee, 12/22/74	73, @ Utah, 1/3/12
High Scorer:	61, Karl Malone @ Utah, 1/27/90	57, Michael Redd @ Milwaukee, 11/11/06
High Rebounder:	25, Paul Griffin @ New Orleans, 2/23/77	20, Andrew Bogut @ Utah, 11/19/08
High Assists:	19, Gail Goodrich @ Milwaukee, 11/4/78 John Stockton @ Milwaukee, 3/9/90	17, Brandon Jennings @ Milwaukee (OT), 3/4/13

JAZZ VS. BUCKS ALL-TIME IN PLAYOFFS

Have Never Met

MILWAUKEE BUCKS

DATE	H/A	W/L	SCORE	UTA HIGH SCORER	MIL HIGH SCORER	DATE	H/A	W/L	SCORE	UTA HIGH SCORER	MIL HIGH SCORER
12/22/74	A	L	76-96	Coleman - 14	Abdul-Jabbar - 23	1/8/92	A	L	98-99	K. Malone - 28	M. Malone - 22
1/27/75	H	L	115-117	Maravich - 36	Abdul-Jabbar - 41	3/30/92	H	W	120-100	J. Malone - 30	Ellis - 20
2/7/75	A	L	98-119	Maravich - 27	Abdul-Jabbar - 35	12/12/92	H	W	108-82	K. Malone - 27	Brickowski - 19
2/16/75	H	W	103-101	Nelson - 27	Abdul-Jabbar - 33	2/18/93	A	W	105-94	K. Malone - 26	Edwards - 25
10/31/75	H	W	100-85	Maravich/Nelson - 16	Myers - 28	1/13/94	A	W	101-83	Humphries/K. Malone - 14	Baker - 17
1/16/76	A	W	94-92	Behagen - 25	Winters - 22	3/25/94	H	W	103-96	K. Malone - 27	Edwards - 24
2/28/76	H	L	98-112	Maravich - 21	Dandridge - 27	12/18/94	A	W	101-98	Malone - 27	Day - 23
3/2/76	A	L (OT)	109-111	Williams - 33	Winters - 28	1/3/95	H	W	123-91	Homacek - 18	Robinson - 21
12/1/76	H	W	126-105	Malone - 38	Dandridge - 23	3/18/96	A	W	107-90	Homacek - 25	Robinson - 24
2/15/77	A	L	106-117	Williams - 24	Winters - 31	3/27/96	H	W	98-82	Homacek - 24	Robinson - 31
2/23/77	H	W	106-96	Maravich - 38	Bridgeman/Dandridge - 19	1/8/97	A	L (OT)	112-119	Malone - 38	Robinson - 38
1/5/78	A	W	116-109	Maravich - 38	Winters - 23	3/28/97	H	W	101-96	Malone - 31	Douglas - 26
2/15/78	A	L	99-112	Robinson - 37	Johnson - 26	1/8/98	H	W	116-109	Malone - 39	Brandon - 29
2/28/78	H	L (OT)	120-122	Goodrich - 31	Winters - 37	3/7/98	A	W	110-92	Malone - 40	Allen - 27
10/15/78	H	L	112-123	Robinson - 24	Johnson - 31	<i>Did Not Play in 1998-99 (lockout-shortened season)</i>					
11/4/78	A	W	116-108	Robinson - 30	Winters - 33	11/20/99	A	W	111-100	Malone - 40	Allen - 23
3/14/79	A	L	102-158	James - 20	Bridgeman - 25	2/3/00	H	L	99-102	Malone - 28	Allen - 36
4/6/79	H	L	131-140	Haywood - 31	Johnson - 33	12/13/00	H	L	102-111	Malone - 35	Robinson - 32
10/15/79	H	L	107-131	Maravich - 29	Bridgeman - 28	4/12/01	A	L	93-115	Manning/Marshall - 14	Allen - 43
12/3/79	H	L	89-96	Dantley - 28	Bridgeman - 19	10/30/01	H	L (OT)	112-119	Starks - 20	Allen - 32
12/16/79	A	L	79-104	Dantley - 16	Johnson - 21	11/17/01	A	L	93-104	Malone - 30	Robinson - 34
12/30/79	A	W	95-86	Dantley - 23	Johnson - 26	1/3/03	A	W	118-115	Kirilenko - 21	Allen - 29
1/22/80	H	W (OT)	127-122	Dantley - 36	Johnson - 31	3/28/03	H	W	103-90	Harpring - 28	Redd - 26
3/30/80	A	L	91-107	Poquette - 16	Bridgeman - 20	11/15/03	A	L	95-100	Arroyo - 21	Redd - 28
11/18/80	H	L	93-126	Dantley - 29	Moncrief - 21	11/21/03	H	W	99-90	Kirilenko - 20	Redd - 28
12/2/80	A	L	108-119	Dantley - 30	Johnson - 21	1/8/05	A	L	86-89	Boozar - 28	Redd - 26
1/28/82	H	L	101-119	Dantley - 32	May - 27	3/26/05	H	W	94-89	Bell - 23	Williams - 19
3/14/82	A	L	100-129	Dantley - 19	Moncrief - 22	11/21/05	H	W	100-80	Girick - 18	Redd - 25
11/24/82	A	L	106-119	Dantley - 30	Johnson - 34	12/17/05	A	W	88-80	3 players - 14	Redd - 19
2/4/83	H	L	110-122	Drew - 33	Johnson - 27	11/11/06	A	W	113-111	Boozar - 32	Redd - 57
2/4/84	H	W	116-102	Dantley - 36	Moncrief - 31	12/4/06	H	W	101-88	Boozar - 30	Bell - 23
2/17/84	A	L	91-105	Dantley - 26	Johnson - 22	1/14/08	H	W	98-87	Williams - 33	Bogut - 23
12/16/84	A	L	102-115	Dantley - 42	Cummings - 29	3/12/08	A	W	114-110	Williams - 26	Redd/Williamueva - 26
2/27/85	H*	L	100-119	Griffith - 28	Cummings - 30	11/19/08	H	W	105-94	Miles - 25	Jefferson - 25
1/27/86	H	L	103-127	Dantley - 31	Moncrief - 32	12/23/08	A	L	86-94	Kirilenko - 22	Redd - 27
2/13/86	A	L	106-113	Dantley - 27	Pressey - 24	1/16/10	H	W	112-95	Miles - 19	Deflino - 28
2/18/87	H	L	109-113	Malone - 26	Cummings - 35	3/12/10	A	L	87-95	Boozar - 26	Salmons - 24
3/6/87	A	W	124-123	Malone - 34	Sikma - 20	11/29/10	H	W	109-88	Jefferson/Williams - 22	Jennings - 27
1/8/88	A	W	111-107	Malone - 29	Sikma - 24	12/18/10	A	W	95-86	Williams - 22	Bogut - 19
3/26/88	H	L	105-107	Malone - 33	Cummings - 24	1/3/12	H	W	85-73	Jefferson - 26	Gooden - 24
1/7/89	A	L	89-107	Malone - 24	Cummings - 25	2/6/13	H	W	100-86	Jefferson/Millsap - 19	Ilyasova/Jennings - 17
1/20/89	H	W	98-96	Malone - 39	Pierce/Sikma - 22	3/4/13	A	L (OT)	108-109	Favors - 23	Ellis - 34
1/27/90	H	W	144-96	Malone - 61	R. Pierce - 21	1/2/14	H	W	96-87	Hayward - 22	Sanders - 16
3/9/90	A	W	108-100	Malone - 40	3 players - 15	3/3/14	A	L	88-114	Kanter - 27	Ilyasova - 31
11/19/90	A	L	104-114	K. Malone - 24	Pierce - 22	1/22/15	A	W	101-99	Hayward - 24	J. Dudley/B. Knight - 16
3/25/91	H	W	109-98	K. Malone - 37	Ellis - 25	2/28/15	H	W	82-75	Burke - 23	K. Middleton - 18

OPPONENTS

*Alternate Site Home Games:

Jazz

Huntsman Center, Univ. of Utah (2/27/85)

Bucks

none



600 First Avenue North
Minneapolis,
Minnesota 55403

(612) 673-1600
www.timberwolves.com

2015-16 SCHEDULE

Wed, Dec. 30	@ Minnesota	6 p.m. MT	(ROOT)
Fri, Jan. 29	MINNESOTA	7 p.m. MT	(ROOT)
Sat, March 26	@ Minnesota	6 p.m. MT	(ROOT)
Fri, April 1	MINNESOTA	7 p.m. MT	(ROOT)

2014-15 RESULTS (3-1)

12/30/14	MINNESOTA	W	100-94
1/3/15	@ Minnesota	W	101-89
3/23/15	MINNESOTA	L	104-106 (OT)
3/30/15	@ Minnesota	W	104-84

JAZZ VS. TIMBERWOLVES ALL-TIME

All-Time	Total	Home	Road
Jazz Record:	72-36	40-14	32-22
As New Orleans Jazz ('74-'79):	n/a	n/a	n/a
As Utah Jazz ('79-pres.):	72-36	40-14	32-22
At Vivint Smart Home Arena ('91-pres.):	35-14		
At Target Center ('90-pres.):	29-22		
In Overtime:	5-1	3-1	2-0

DIRECTORY

Owner.....	Glen Taylor
Chief Executive Officer.....	Rob Moor
President.....	Chris Wright
President of Basketball Operations/Head Coach.....	Flip Saunders
.....	(18th NBA Season, 654-592, .525)
.....	(12th Season w/ Minnesota, 427-392, .521)
General Manager.....	Milt Newton
Interim Head Coach.....	Sam Mitchell
Assistant Coaches.....	Sid Lowe, Ryan Saunders,
.....	David Adelman, Bryan Gates
Vice President of Basketball Operations.....	Rob Babcock
Director of Medical Operations/Head Athletic Trainer....	Gregg Farnam
Vice President of Communications.....	Brad Ruitter
Public Relations Manager.....	Aaron Seehusen
Communications Manager.....	Dan Bell
Public Relations Coordinator.....	Alex King
Corporate Communications Manager.....	Kylie Crull

GENERAL INFORMATION

Home Court.....	Target Center (19,356) opened in 1990
Team Colors.....	Blue, Green, Silver
Radio.....	WCCO (830 AM); Alan Horton
Television.....	Fox Sports North; Dave Benz, Jim Petersen

BACKGROUND

Founded.....	1989-90
NBA Titles.....	None
2014-15 Record.....	.16-66 (.195), 5th in Northwest Division
2015 Playoffs.....	Did Not Qualify

JAZZ VS. TIMBERWOLVES SERIES RECORDS

	Streak	Last Jazz Win	Last Jazz Loss
Overall:	Won 1	3/30/15 @ Minnesota (104-84)	3/23/15 @ Utah (104-106 OT)
Home:	Lost 1	12/30/14 (100-94)	3/23/15 (104-106 OT)
Road:	Won 3	4/16/14 (136-130 2OT)	1/18/14 (72-98)
	Biggest Jazz Win	Biggest Jazz Loss	
Home:	35 (115-80), 1/30/95	17 (104-121), 2/22/14	
Road:	26 (109-83), 3/2/07	26 (72-98), 1/18/14	

	Jazz	Timberwolves
Longest Series Win Streak:	7 (2), last (12/14/94-3/10/96)	5 (1/17/01-3/2/02)
Most Points Scored:	136, @ Minnesota, 4/16/14 (20T)	130, @ Minnesota, 4/16/14 (20T)
Fewest Points Scored:	66, @ Utah, 2/11/04	72, @ Utah, 3/13/99
High Scorer:	44, Karl Malone @ Utah, 4/14/98	38, Stephon Marbury @ Utah, 11/24/97
High Rebounder:	21, Greg Ostertag @ Utah, 11/3/03	19, Christian Laettner @ Utah, 3/9/93
		Kevin Love @ Minnesota, 12/22/10
High Assists:	23, John Stockton @ Utah, 4/17/92	14, Pooh Richardson @ Minnesota, 4/5/92
High Steals:	8 (2), last Paul Millsap @ Utah (OT), 3/25/12	5 (3), last Ricky Rubio @ Utah, 1/21/14
High Blocks:	8, Andrei Kirilenko @ Utah, 3/8/06	8, Eddie Griffin @ Utah, 12/5/05

JAZZ VS. TIMBERWOLVES ALL-TIME IN PLAYOFFS

Have Never Met

MINNESOTA TIMBERWOLVES

DATE	H/A	W/L	SCORE	UTA HIGH SCORER	MIN HIGH SCORER
11/27/89	A	W (OT)	103-101	Malone - 39	Corbin - 26
12/17/89	A	W	122-112	Malone - 34	Campbell - 34
2/13/90	H	W (OT)	110-104	Malone - 40	Campbell - 29
4/15/90	A	W	103-90	Malone - 32	Campbell - 33
4/20/90	H	W	97-89	Malone - 36	Campbell - 23
11/18/90	A	W	103-94	K. Malone - 24	Campbell/Corbin - 24
11/20/90	H	W	96-73	J. Malone - 19	Richardson - 22
2/5/91	A	L	93-94	K. Malone - 29	Mitchell - 26
2/16/91	H	W	115-107	K. Malone - 28	Campbell - 25
3/23/91	H	W	95-89	K. Malone - 27	Richardson - 25
11/1/91	A	W	112-97	K. Malone - 35	Richardson - 20
11/1/92	A	L	96-101	J. Malone - 32	Campbell - 21
1/14/92	H	W	116-110	K. Malone - 28	Richardson - 27
4/5/92	A	L	91-93	K. Malone - 33	Campbell - 22
4/17/92	H	W	120-106	J. Malone - 35	Glass - 26
12/3/92	H	W	110-91	J. Malone - 19	Person/West - 16
12/28/92	H	W	114-95	K. Malone - 21	Williams - 19
2/15/93	A	W	112-91	K. Malone - 38	Person - 26
3/9/93	H	W	116-107	K. Malone - 27	West - 23
4/25/93	A	L	111-113	J. Malone - 24	Williams - 29
11/6/93	A	W	105-95	K. Malone - 32	Laettner - 22
12/15/93	A	W	97-95	K. Malone - 31	Williams - 27
12/27/93	H	W	97-93	K. Malone - 34	Person - 22
1/26/94	A	L	98-100	K. Malone - 33	Laettner/Person - 22
3/8/94	H	W	100-86	K. Malone - 30	Smith - 21
12/1/94	H	L	94-96	Malone - 24	Rider - 19
12/14/94	A	W	103-95	Malone - 31	Rider - 24
1/30/95	H	W	115-80	Malone - 25	Rider - 19
4/18/95	A	W	113-94	Malone - 32	Rider - 18
4/21/95	H	W	99-96	Malone - 22	Rider - 25
11/18/95	A	W	126-102	Malone - 31	Rider - 24
12/28/95	H	W	99-83	Malone - 21	Gugliotta - 13
3/10/96	A	W	104-96	Homacek - 28	Webb - 21
4/5/96	H	L	99-103	Malone - 33	Garnett/Rider - 20
12/6/96	H	W	106-95	Malone - 34	Gugliotta - 28
12/23/96	A	L	98-107	Malone - 22	Marbury - 33
3/9/97	A	W	115-106	Malone - 36	Marbury - 21
4/19/97	H	W	101-89	Malone - 26	Robinson - 28
11/24/97	H	W (OT)	133-124	Malone - 33	Marbury - 38
3/16/98	A	W	102-96	Malone - 29	Marbury - 26
4/11/98	A	L	103-110	Malone - 37	Marbury - 30
4/14/98	H	W	126-109	Malone - 44	Marbury - 25
3/13/99	H	W	99-72	Malone - 26	Garnett - 22
3/15/99	A	W	90-83	Malone - 17	Smith - 26
4/18/99	A	W	97-76	Russell - 14	Garnett - 18
11/19/99	A	L	84-89	Malone/Stockton - 19	Garnett - 29
11/22/99	H	W	108-93	Malone - 34	Brandon - 21
1/19/00	H	L	88-91	Stockton - 23	Garnett - 31
1/29/00	A	L	94-96	Malone - 35	Garnett - 29
11/6/00	H	W	98-92	Malone - 32	Brandon - 25
12/23/00	A	W	98-92	Stockton - 21	Garnett - 19
1/17/01	H	L	81-89	Malone - 22	Garnett - 23
4/15/01	A	L	100-107	Stockton - 21	Garnett/Szczerbiak - 17

DATE	H/A	W/L	SCORE	UTA HIGH SCORER
MIN HIGH SCORER				
12/12/01	H	L	87-98	Malone - 20
1/4/02	A	L	86-93	Malone - 15
3/2/02	H	L	105-116	Malone/Russell - 25
3/17/02	A	W	96-89	Malone - 27
11/29/02	H	W	95-77	Harping - 33
1/4/03	A	W	105-97	Malone - 33
2/17/03	H	W	109-97	Malone - 28
2/26/03	A	L	85-92	Malone - 19
11/3/03	H	W	93-88	Harping - 32
11/14/03	A	W	85-77	Arroyo - 30
2/11/04	H	L	66-77	Kienlenko - 21
4/12/04	A	L	90-104	Arroyo - 19
1/28/05	A	L	91-93	Kienlenko/Lopez - 14
2/11/05	H	W	100-82	Boozer - 21
4/6/05	A	L	86-111	Harping/Gricek - 14
4/15/05	H	L	84-100	McLeod - 20
12/5/05	H	L	77-91	Okur - 14
2/10/06	A	W	94-80	Harping - 25
3/8/06	H	W	96-93	Williams - 24
4/7/06	A	W	103-95	Boozer - 30
12/8/06	A	L	103-110	Williams - 21
1/22/07	H	W	106-91	Okur - 28
3/2/07	A	W	109-83	Williams - 21
3/28/07	H	W	108-102	Boozer - 25
2/26/08	A	L	100-111	Boozer - 34
3/5/08	H	W	105-76	Williams - 21
3/30/08	A	L	103-110	Boozer - 25
4/2/08	H	W	117-100	Okur - 22
12/9/08	A	W	99-96	Brewer - 25
1/20/09	H	W	112-107	Malasp - 28
2/25/09	A	W	120-103	Okur - 25
4/3/09	H	L	102-103	Williams - 34
12/5/09	A	L	101-108	Gomes - 23
12/14/09	H	L	108-110	Williams - 38
12/30/09	A	W	107-103	Williams - 21
3/17/10	H	W	122-100	Malasp - 21
12/22/10	A	W	112-07	Williams - 25
1/28/11	H	W	108-100	Malasp - 30
3/11/11	A	L	101-122	Hayward - 18
3/16/11	H	W	119-104	Miles - 40
1/21/12	H	W	108-98	Malasp - 26
2/22/12	A	L	98-100	Malasp - 25
3/15/12	H	W (OT)	111-105	Hayward - 26
1/2/13	H	W	106-84	Hayward - 17
2/13/13	A	W	97-93	Williams - 24
4/12/13	H	W	107-100	Jefferson - 40
4/15/13	A	W	96-80	Jefferson - 22
1/18/14	A	L	72-98	Burks - 18
1/21/14	H	L	97-112	Hayward - 27
2/22/14	H	L	104-121	Kanter - 25
4/16/14	A	W (OT)	136-130	Burke - 32
12/30/14	H	W	100-94	Burke/Hayward - 26
1/3/15	A	W	101-89	Burke - 28
3/23/15	H	L (OT)	104-106	Favors - 19
3/30/15	A	W	104-84	Hayward - 22
12/12/01	H	L	87-98	Malone - 20
1/4/02	A	L	86-93	Malone - 15
3/2/02	H	L	105-116	Malone/Russell - 25
3/17/02	A	W	96-89	Malone - 27
11/29/02	H	W	95-77	Harping - 33
1/4/03	A	W	105-97	Malone - 33
2/17/03	H	W	109-97	Malone - 28
2/26/03	A	L	85-92	Malone - 19
11/3/03	H	W	93-88	Harping - 32
11/14/03	A	W	85-77	Arroyo - 30
2/11/04	H	L	66-77	Kienlenko - 21
4/12/04	A	L	90-104	Arroyo - 19
1/28/05	A	L	91-93	Kienlenko/Lopez - 14
2/11/05	H	W	100-82	Boozer - 21
4/6/05	A	L	86-111	Harping/Gricek - 14
4/15/05	H	L	84-100	McLeod - 20
12/5/05	H	L	77-91	Okur - 14
2/10/06	A	W	94-80	Harping - 25
3/8/06	H	W	96-93	Williams - 24
4/7/06	A	W	103-95	Boozer - 30
12/8/06	A	L	103-110	Williams - 21
1/22/07	H	W	106-91	Okur - 28
3/2/07	A	W	109-83	Williams - 21
3/28/07	H	W	108-102	Boozer - 25
2/26/08	A	L	100-111	Boozer - 34
3/5/08	H	W	105-76	Williams - 21
3/30/08	A	L	103-110	Boozer - 25
4/2/08	H	W	117-100	Okur - 22
12/9/08	A	W	99-96	Brewer - 25
1/20/09	H	W	112-107	Malasp - 28
2/25/09	A	W	120-103	Okur - 25
4/3/09	H	L	102-103	Williams - 34
12/5/09	A	L	101-108	Gomes - 23
12/14/09	H	L	108-110	Williams - 38
12/30/09	A	W	107-103	Williams - 21
3/17/10	H	W	122-100	Malasp - 21
12/22/10	A	W	112-07	Williams - 25
1/28/11	H	W	108-100	Malasp - 30
3/11/11	A	L	101-122	Hayward - 18
3/16/11	H	W	119-104	Miles - 40
1/21/12	H	W	108-98	Malasp - 26
2/22/12	A	L	98-100	Malasp - 25
3/15/12	H	W (OT)	111-105	Hayward - 26
1/2/13	H	W	106-84	Hayward - 17
2/13/13	A	W	97-93	Williams - 24
4/12/13	H	W	107-100	Jefferson - 40
4/15/13	A	W	96-80	Jefferson - 22
1/18/14	A	L	72-98	Burks - 18
1/21/14	H	L	97-112	Hayward - 27
2/22/14	H	L	104-121	Kanter - 25
4/16/14	A	W (OT)	136-130	Burke - 32
12/30/14	H	W	100-94	Burke/Hayward - 26
1/3/15	A	W	101-89	Burke - 28
3/23/15	H	L (OT)	104-106	Favors - 19
3/30/15	A	W	104-84	Hayward - 22
12/12/01	H	L	87-98	Malone - 20
1/4/02	A	L	86-93	Malone - 15
3/2/02	H	L	105-116	Malone/Russell - 25
3/17/02	A	W	96-89	Malone - 27
11/29/02	H	W	95-77	Harping - 33
1/4/03	A	W	105-97	Malone - 33
2/17/03	H	W	109-97	Malone - 28
2/26/03	A	L	85-92	Malone - 19
11/3/03	H	W	93-88	Harping - 32
11/14/03	A	W	85-77	Arroyo - 30
2/11/04	H	L	66-77	Kienlenko - 21
4/12/04	A	L	90-104	Arroyo - 19
1/28/05	A	L	91-93	Kienlenko/Lopez - 14
2/11/05	H	W	100-82	Boozer - 21
4/6/05	A	L	86-111	Harping/Gricek - 14
4/15/05	H	L	84-100	McLeod - 20
12/5/05	H	L	77-91	Okur - 14
2/10/06	A	W	94-80	Harping - 25
3/8/06	H	W	96-93	Williams - 24
4/7/06	A	W	103-95	Boozer - 30
12/8/06	A	L	103-110	Williams - 21
1/22/07	H	W	106-91	Okur - 28
3/2/07	A	W	109-83	Williams - 21
3/28/07	H	W	108-102	Boozer - 25
2/26/08	A	L	100-111	Boozer - 34
3/5/08	H	W	105-76	Williams - 21
3/30/08	A	L	103-110	Boozer - 25
4/2/08	H	W	117-100	Okur - 22
12/9/08	A	W	99-96	Brewer - 25
1/20/09	H	W	112-107	Malasp - 28
2/25/09	A	W	120-103	Okur - 25
4/3/09	H	L	102-103	Williams - 34
12/5/09	A	L	101-108	Gomes - 23
12/14/09	H	L	108-110	Williams - 38
12/30/09	A	W	107-103	Williams - 21
3/17/10	H	W	122-100	Malasp - 21
12/22/10	A	W	112-07	Williams - 25
1/28/11	H	W	108-100	Malasp - 30
3/11/11	A	L	101-122	Hayward - 18
3/16/11	H	W	119-104	Miles - 40
1/21/12	H	W	108-98	Malasp - 26
2/22/12	A	L	98-100	Malasp - 25
3/15/12	H	W (OT)	111-105	Hayward - 26
1/2/13	H	W	106-84	Hayward - 17
2/13/13	A	W	97-93	Williams - 24
4/12/13	H	W	107-100	Jefferson - 40
4/15/13	A	W	96-80	Jefferson - 22
1/18/14	A	L	72-98	Burks - 18
1/21/14	H	L	97-112	Hayward - 27
2/22/14	H	L	104-121	Kanter - 25
4/16/14	A	W (OT)	136-130	Burke - 32
12/30/14	H	W	100-94	Burke/Hayward - 26
1/3/15	A	W	101-89	Burke - 28
3/23/15	H	L (OT)	104-106	Favors - 19
3/30/15	A	W	104-84	Hayward - 22

OPPONENTS

*Alternate Site Home Games:

Jazz
none

Timberwolves
none



5800 Airline Drive
Metairie, LA 70003

(504) 593-4700
www.pelicans.com

2015-16 SCHEDULE

Sat, Nov. 28	NEW ORLEANS	7 p.m. MT	(ROOT)
Wed, Dec. 16	NEW ORLEANS	7 p.m. MT	(ROOT)
Wed, Feb. 10	@ New Orleans	6 p.m. MT	(ROOT)
Sat, March 5	@ New Orleans	5 p.m. MT	(ROOT)

2014-15 RESULTS (1-2)

11/22/14	NEW ORLEANS	L	94-106
12/16/14	@ New Orleans	L	111-119
2/9/15	@ New Orleans	W	100-96

JAZZ VS. PELICANS/HORNETS ALL-TIME

All-Time	Total	Home	Road
Jazz Record:	26-18	15-6	11-12
As New Orleans Jazz (*74-79):	n/a	n/a	n/a
As Utah Jazz (*79-pres.):	26-18	15-6	11-12
vs. New Orleans Hornets (*02-05, *07-13):	18-12	11-4	7-8
vs. NO/Okla. City Hornets (*06-07):	5-2	2-1	3-1
vs. New Orleans Pelicans (*13-pres.):	3-4	2-1	1-3
At Vivint Smart Home Arena (*91-pres.):	15-6		
At Smoothie King Center (*02-pres.):	8-11		
In Overtime:	0-1	0-1	0-0

DIRECTORY

Owner/Chairman of the Board.....	Tom Benson
Executive Officer.....	Gayle Benson
President.....	Dennis Lauscha
Executive Vice President.....	Mickey Loomis
General Manager.....	Dell Demps
Head Coach.....	Alvin Gentry (13th NBA season, 335-370, .475) (1st Season w/ New Orleans)
Assistant Coaches.....	Darren Erman, Phil Weber, Robert Pack, Fred Vinson, Kevin Hanson
Head Strength & Conditioning Coach.....	Jason Sumerlin
Head Athletic Trainer.....	Duane Brooks
Sr. Vice President of Communications/Broadcasting.....	Greg Bensel
Director of Basketball Communications.....	Matt Ryan
Basketball Communications Manager.....	Will McClaran
Basketball Communications Coordinator.....	Chris Trahan
Corporate Communications Manager.....	Lindsey Mitchell

GENERAL INFORMATION

Arena.....	Smoothie King Center (16,867), opened in 1999 (first game in 2002)
Colors.....	Blue, Gold and Red
Radio.....	WRNO (99.5 FM): Sean Kelley, John DeShazier
Television.....	FOX Sports New Orleans: Joel Meyers, David Wesley, Jen Hale

BACKGROUND

Founded.....	2002-03, New Orleans Hornets; 2005-06, New Orleans/Oklahoma City Hornets; 2007-08, New Orleans Hornets; 2013-14, New Orleans Pelicans
NBA Titles.....	None
2014-15 Record.....	45-37 (.549), 5th in Southwest Division
2015 Playoffs.....	0-4, Lost to Golden State (0-4) in First Round

JAZZ VS. PELICANS/HORNETS SERIES RECORDS

	Streak	Last Jazz Win	Last Jazz Loss
Overall:	Won 1	2/9/15 @ New Orleans (100-96)	12/16/14 @ New Orleans (111-119)
Home:	Lost 1	4/4/14 (100-96)	11/22/14 (94-106)
Road:	Won 1	2/9/15 (100-96)	12/16/14 (111-119)

	Biggest Jazz Win	Biggest Jazz Loss
Home:	28 (99-71), 11/23/07	5 (2), last (95-100), 2/25/06
Road:	14 (2), last (108-94), 4/5/09	29 (71-100), 12/17/10

	Jazz	Pelicans/Hornets
Longest Series Win Streak:	4 (4), last (11/28/12-11/13/13)	3 (2), last (2/13/12-11/2/12)
Most Points Scored:	117, @ Utah (OT), 3/24/11	121, @ Utah (OT), 3/24/11
Fewest Points Scored:	71, @ New Orleans, 12/17/10	66, @ New Orleans, 4/8/08
High Scorer:	33, Paul Millsap @ Utah, 3/24/11	33, David Wesley @ Utah, 12/12/02
High Rebounder:	17, Paul Millsap @ NO/Okla. City, 1/27/07 Carlos Boozer @ Utah, 2/4/08 Mehmet Okur @ New Orleans, 4/8/08	19, Tyson Chandler @ NO/Okla. City, 4/14/06
High Assists:	16, Deron Williams @ New Orleans, 4/8/08 Deron Williams @ New Orleans, 4/9/10	16, Chris Paul @ New Orleans, 2/29/08
High Steals:	5 (3), last Derrick Favors @ Utah, 11/13/13	7, Chris Paul @ NO/Okla. City, 2/22/06
High Blocks:	8, Andrei Kirilenko @ NO/Okla. City, 2/22/06	8, Anthony Davis @ New Orleans, 11/20/13

JAZZ VS. PELICANS/HORNETS ALL-TIME IN PLAYOFFS

Have Never Met

NEW ORLEANS PELICANS

DATE	H/A	W/L	SCORE	UTA HIGH SCORER	NO HIGH SCORER	DATE	H/A	W/L	SCORE	UTA HIGH SCORER	NO HIGH SCORER
10/30/02	A	L	75-100	Malone - 20	Davis - 21	1/4/10	H	L	87-91	Boozer - 18	Brown - 30
12/12/02	H	L	88-93	Harpring - 21	Wesley - 33	2/17/10	A	W	98-90	Millsap - 24	Collison/Stojakovic - 24
11/12/03	A	L	89-96	Harpring - 20	Davis - 23	3/20/10	H	W	106-86	Millsap - 22	Thomton - 22
3/31/04	H	W	89-76	Gricek - 19	Armstrong - 19	4/9/10	A	W	114-103	Williams - 27	Collison - 28
11/22/04	H	L	75-76	Kirilenko - 18	Magloire - 20	11/24/10	H	W	105-87	Williams - 26	Paul - 17
2/5/05	H	W	108-92	Boozer - 18	Nachbar - 21	12/17/10	A	L	71-100	Millsap - 14	West - 23
3/4/05	A	L	85-92	Kirilenko - 21	Brown/Smith - 14	3/24/11	H	L (OT)	117-121	Millsap - 33	West - 29
4/8/05	A	W	98-87	Harpring - 28	Smith - 18	4/11/11	A	W	90-78	Harris/Miles - 18	Paul - 15
2/22/06	A*	W	82-76	Williams - 17	Paul - 18	1/2/12	H	W	94-90	Jefferson - 22	Jack - 27
2/25/06	H	L	95-100	Okur - 26	Paul - 23	2/13/12	A	L	80-86	Favors/Jefferson - 14	Kaman - 27
3/27/06	H	W	104-80	Boozer - 21	Butler - 15	4/13/12	A	L	85-96	Millsap - 27	Gordon - 25
4/14/06	A*	W	105-104	Kirilenko - 25	West - 31	11/2/12	A	L	86-88	Foye - 20	Anderson/Lopez - 19
1/27/07	A*	L	83-94	Williams - 27	Jackson - 21	11/28/12	A	W	96-84	Jefferson - 19	Lopez/Vasquez - 18
3/4/07	A*	W	108-94	Okur - 28	Chandler - 20	1/30/13	H	W	104-99	Millsap - 25	Vasquez - 17
3/10/07	H	W	96-86	Okur - 29	Pargo - 15	4/5/13	H	W	95-83	Hayward - 23	Davis - 24
11/23/07	H	W	99-71	Boozer - 19	West - 18	11/13/13	H	W	111-105	Hayward - 27	Davis - 29
2/4/08	H	W	110-88	Williams - 29	Pargo - 24	11/20/13	A	L	98-105	Kanter - 19	Davis - 22
2/29/08	A	L	98-110	Okur - 23	West - 25	3/28/14	A	L	95-102	Hayward - 21	Evans - 22
4/8/08	A	W	77-66	Okur - 22	Stojakovic - 15	4/4/14	H	W	100-96	Burks/Hayward - 21	Momow - 26
1/7/09	H	W	116-90	Millsap - 27	Paul - 26	11/22/14	H	L	94-106	Hayward - 31	A. Davis - 43
2/21/09	H	W	102-88	Okur - 25	Paul - 24	12/16/14	A	L	111-119	Kanter - 29	A. Davis - 31
4/5/09	A	W	108-94	Brewer - 23	West - 23	2/9/15	A	W	100-96	Hayward - 32	E. Gordon - 31

OPPONENTS

*Alternate Site Home Games:

Jazz
none

Pelicans

Oklahoma City, OK (2/22/06, 4/14/06,
1/27/07, 3/4/07)



Madison Square Garden
New York, NY 10121

(212) 465-6000
www.nyknicks.com

2015-16 SCHEDULE

Wed, Dec. 9 NEW YORK 7 p.m. MT (ROOT)
Wed, Jan. 20 @ New York 5:30 p.m. MT (ROOT)

2014-15 RESULTS (2-0)

11/14/14 @ New York W 102-100
3/10/15 NEW YORK W 87-82

JAZZ VS. KNICKS ALL-TIME

All-Time	Total	Home	Road
Jazz Record:	44-46	31-14	13-32
As New Orleans Jazz ('74-79):	10-11	9-2	1-9
As Utah Jazz ('79-pres.):	34-35	22-12	12-23
At Vivint Smart Home Arena ('91-pres.):	15-7		
At Madison Square Garden ('68-pres.):	13-32		
In Overtime:	4-4	3-2	1-2

DIRECTORY

Executive Chairman, The Madison Square Garden Company James L. Dolan
President & CEO, The Madison Square Garden Company Tad Smith
President, New York Knicks Phil Jackson
Head Coach Derek Fisher (2nd Season w/ New York, 17-65, .207)
Associate Head Coach Kurt Rambis
Assistant Coaches Jim Cleamons, Rasheed Hazzard,
..... Brian Keefe, Joshua Longstaff
Head Athletic Trainer Roger Hinds
Vice President, Public Relations Jonathan Supranowitz
Director, Public Relations Gregg Schwartz
Manager, Public Relations Derek Lapinski
Coordinator, Public Relations Shakeemah Simmons

GENERAL INFORMATION

Home Court Madison Square Garden (19,812), opened in 1968
Team Colors Orange, Blue, White
Radio ESPN (98.7FM): Mike Crispino, Brendan Brown
Television MSG: Mike Breen, Walt Frazier

BACKGROUND

Founded 1946-47
NBA Titles Two (last 1972-73)
2014-15 Record 17-65 (.207), 5th in Atlantic Division
2015 Playoffs Did Not Qualify

JAZZ VS. KNICKS SERIES RECORDS

	Streak	Last Jazz Win	Last Jazz Loss
Overall:	Won 2	3/10/15 @ Utah (87-82)	3/31/14 @ Utah (83-92)
Home:	Won 1	3/10/15 (87-82)	3/31/14 (83-92)
Road:	Won 1	11/14/14 (102-100)	3/7/14 (81-108)

	Biggest Jazz Win	Biggest Jazz Loss
Home:	27 (123-96), 12/5/86	17 (80-97), 1/27/92
Road:	31 (89-58), 12/15/00	31 (93-124), 11/30/82

	Jazz	Knicks
Longest Series Win Streak:	8 (2/25/97-2/17/02)	6 (3/7/11-present)
Most Points Scored:	131, @ Utah, 1/12/11	134, @ Utah, 11/1/79
Fewest Points Scored:	62, @ Utah, 11/14/05	58, @ New York, 12/15/00
High Scorer:	68*, Pete Maravich @ New Orleans, 2/25/77	46, Spencer Haywood @ New Orleans, 10/26/78
High Rebounder:	24, Truck Robinson @ New Orleans, 10/26/78	Carmelo Anthony @ New York, 11/14/15
High Assist:	27**, John Stockton @ New York, 12/19/89	20, Marvin Webster @ New York, 3/13/79
		Maurice Lucas @ New York, 3/9/82
		David Lee @ New York, 12/18/06 (OT)
		17, Michael Ray Richardson @ New York, 2/16/80
		Mark Jackson @ New York, 12/21/91

*most in Jazz history

**most in Madison Square Garden history

JAZZ VS. KNICKS ALL-TIME IN PLAYOFFS

Have Never Met

NEW YORK KNICKS

DATE	H/A	W/L	SCORE	UTA HIGH SCORER	NYK HIGH SCORER
10/17/74	A	L	74-89	Maravich - 15	Monroe - 20
12/28/74	A	L	94-101	Coleman - 23	Jackson - 18
2/2/75	H	W	118-114	Maravich - 33	Monroe - 25
3/28/75	H	W	111-102	Maravich - 32	Monroe - 28
10/26/75	H	W (20T)	125-114	Maravich - 45	Monroe - 36
12/21/75	A	L	101-108	Behagen - 21	Haywood - 26
1/30/76	H	W	119-97	Maravich - 31	Frazier - 19
2/21/76	A	L	98-102	Maravich - 31	Haywood - 30
3/17/76	H	L	107-112	Maravich - 27	Monroe - 27
10/30/76	A	W	115-112	Maravich - 39	Monroe - 36
1/23/77	H	W	111-102	Maravich - 38	Moldoo - 36
2/22/77	A	L	102-119	Maravich - 28	Moldoo - 27
2/25/77	H	W	124-107	Maravich - 68	Moldoo - 28
10/28/77	H	W	123-106	Maravich - 30	Shelton - 21
11/15/77	A	L	105-108	Kelley/Robinson - 20	Moldoo - 34
12/30/77	A	L	116-118	Maravich - 32	Moldoo - 33
3/31/78	H	L	116-117	Goodrich - 38	McMillian/Shelton - 24
10/26/78	H	W	123-111	Robinson - 32	Haywood - 46
11/25/78	A	L	96-103	Robinson - 34	Haywood - 35
2/7/79	H	W (OT)	125-123	Haywood - 26	Moldoo - 37
3/13/79	A	L	91-104	McElroy - 29	Knight - 21
11/1/79	H	L	118-134	Boone/Dantley - 22	Knight - 31
2/16/80	A	W	121-102	Dantley - 38	R. Williams - 30
11/8/80	H	L	102-109	Dantley - 38	S. Williams - 22
12/16/80	A	L	97-112	Dantley - 30	Cartwright/Russell - 22
1/12/82	H	L	121-129	Dantley - 44	Richardson - 26
3/9/82	A	L	112-126	Dantley - 28	Richardson - 22
11/30/82	A	L	93-124	Griffith - 29	Tucker - 21
1/21/83	H	W	108-93	Griffith - 38	Robinson - 25
2/10/84	H	L	111-121	Dantley - 39	King - 38
3/10/84	A	L	105-114	Dantley - 32	King - 24
10/30/84	H	W	117-111	Griffith - 30	King - 24
12/13/84	A	L (OT)	115-119	Griffith - 35	King - 30
2/6/86	H	W	119-101	Dantley - 36	Banister/Tucker - 17
2/15/86	A	W	104-97	Dantley/Malone - 24	Wilkins - 22
12/5/86	H	W	123-96	Griffith - 19	Cummings - 18
3/3/87	A	L	86-99	Malone - 26	Ewing/Wilkins - 20
12/4/87	H	W	104-92	Bailey - 31	Ewing - 26
3/12/88	A	L	105-108	Malone - 31	Wilkins - 22
12/15/88	A	L	116-117	Bailey/Malone - 33	Newman - 31
1/28/89	H	W	127-104	Malone - 41	Ewing - 18
12/19/89	A	W	107-115	Malone - 29	Ewing - 41
1/25/90	H	W	115-89	Malone - 26	Ewing - 25
1/23/91	H	L	94-109	K. Malone - 28	Ewing - 34
3/9/91	A	L	92-101	K. Malone - 34	Vandeweghe - 24

DATE	H/A	W/L	SCORE	UTA HIGH SCORER	NYK HIGH SCORER
12/21/91	A	L	97-106	Stockton - 25	McDaniel - 29
1/27/92	H	L	80-97	K. Malone - 28	Ewing - 28
3/4/93	A	L	111-125	J. Malone/K. Malone - 32	Ewing/Campbell - 28
3/25/93	H	W	104-87	K. Malone - 20	Ewing - 27
11/20/93	A	W	86-72	K. Malone - 20	Mason - 14
12/6/93	H	W	103-96	K. Malone - 29	Ewing/Starks - 21
11/14/94	H	W	110-97	Malone - 29	Starks - 35
1/14/95	A	W	86-81	Malone - 21	Ewing - 22
11/12/95	A	L	110-120	Malone - 29	Starks - 26
3/1/96	H	W	99-88	Stockton - 25	Davis/Ewing - 16
12/17/96	A	L	94-99	Malone - 29	Ewing - 25
2/25/97	H	W	110-99	Malone - 33	Ewing - 28
2/18/98	H	W	94-78	Malone - 25	Houston - 13
3/22/98	A	W (OT)	124-119	Malone - 30	Starks - 26
<i>Did Not Play in 1998-99 (lockout-shortened season)</i>					
11/17/99	H	W	98-90	Malone - 33	Spurwell - 24
3/5/00	A	W	88-79	Malone - 30	Spurwell - 22
12/15/00	A	W	89-58	Malone/Starks - 18	Houston - 14
2/14/01	H	W	106-90	Malone - 33	Rice - 24
2/17/02	A	W	92-89	Malone - 27	Houston - 29
3/8/02	H	L	79-85	Malone - 25	Houston - 20
11/12/02	A	W	108-87	Malone - 21	Westthorpe - 17
4/4/03	H	L (OT)	92-94	Malone - 23	Houston - 27
12/10/03	H	W	95-73	Harpin - 22	Anderson - 16
2/20/04	A	W	92-78	Kirilenko - 23	Marbury - 21
12/19/04	A	L	93-94	Harpin - 21	Crawford - 24
2/7/05	H	L (OT)	99-102	Kirilenko - 25	Marbury - 30
11/14/05	H	L	62-73	Williams - 18	Crawford - 20
12/23/05	A	L	90-98	Grifcek - 19	Crawford - 28
12/18/06	A	L (OT)	96-97	Bozzer/Williams - 23	Marbury - 29
2/10/07	H	W (OT)	104-102	Okur - 29	Crawford - 29
11/26/07	A	L	109-113	Bozzer - 30	Marbury - 28
1/30/08	H	W	100-89	Williams - 22	Crawford - 26
11/9/08	A	L	99-107	Bozzer - 19	Crawford - 32
3/30/09	H	W	112-104	Williams - 24	Harrington - 24
11/9/09	A	W	95-93	Bozzer/Kirilenko - 23	Douglas - 21
3/29/10	H	W	103-98	Bozzer - 26	Harrington - 26
1/12/11	H	W	131-125	Miles/Williams - 24	Williams - 25
3/7/11	A	L	109-131	Jefferson - 36	Anthony - 34
2/6/12	A	L	88-99	Jefferson - 22	Lin - 28
3/9/13	A	L	84-113	Burks - 14	Smith - 24
3/18/13	H	L	83-90	Hayward - 17	Smith - 20
3/7/14	A	L	81-108	Burks/Hayward - 18	Anthony - 29
3/31/14	H	L	83-92	Hayward - 18	Anthony - 34
11/14/14	A	W	102-100	Hayward - 33	C. Anthony - 46
3/10/15	H	W	87-82	Favors - 29	A. Shved - 21

OPPONENTS

*Alternate Site Home Games:

Jazz
none

Knicks
none



2015-16 SCHEDULE

Mon, Nov. 23	OKLAHOMA CITY	7 p.m. MT	(ROOT)
Fri, Dec. 11	OKLAHOMA CITY	7 p.m. MT	(ROOT)
Sun, Dec. 13	@ Oklahoma City	5 p.m. MT	(ROOT)
Thu, March 24	@ Oklahoma City	6 p.m. MT	(ROOT)

2014-15 RESULTS (2-2)

11/18/14	OKLAHOMA CITY	W	98-81
11/26/14	@ Oklahoma City	L	82-97
1/9/15	@ Oklahoma City	L	94-99
3/28/15	OKLAHOMA CITY	W	94-89

JAZZ VS. THUNDER / SUPERSONICS ALL-TIME

All-Time	Total	Home	Road
Jazz Record:	76-96	50-36	26-60
As New Orleans Jazz ('74-'79):	5-14	5-4	0-10
As Utah Jazz ('79-pres.):	71-82	45-32	26-50
vs. Seattle SuperSonics ('74-'08):	66-79	42-30	24-49
vs. Oklahoma City Thunder ('08-pres.):	10-17	8-6	2-11
At Vivint Smart Home Arena ('91-pres.):	30-18		
At Chesapeake Energy Arena (vs. Thunder):	2-11		
At Chesapeake Energy Arena (all games):	5-12 (includes 3-1 vs. Hornets)		
In Overtime:	4-4	2-2	2-2

JAZZ VS. THUNDER/SUPERSONICS SERIES RECORDS

	Streak	Last Jazz Win	Last Jazz Loss
Overall:	Won 1	3/28/15 @ Utah (94-89)	1/9/15 @ Okla. City (94-99)
Home:	Won 3	3/28/15 (94-89)	10/30/13 (98-101)
Road:	Lost 8	10/31/10 (120-99)	1/9/15 (94-99)
	Biggest Jazz Win	Biggest Jazz Loss	
Home:	36 (127-91), 11/26/86	28 (92-120), 11/2/82	
Road:	25 (110-85) @ Seattle, 3/22/85	34 (83-117) @ Seattle, 11/13/77	
	Jazz	Thunder/ SuperSonics	
Longest Series Win Streak:	8 (3/24/00-1/16/02)	13 (12/6/80-3/27/83)	
Most Points Scored:	140, @ Utah (OT), 4/6/10	139, @ Utah (OT), 4/6/10	
Fewest Points Scored:	56, @ Seattle, 2/16/99	71, @ Seattle, 2/16/99	
High Scorer:	42, Pete Maravich @ New Orleans, 1/17/75 Deron Williams @ Utah (OT), 4/6/10	54, Ray Allen @ Seattle (OT), 1/12/07	
High Rebounder:	18, Truck Robinson @ Seattle, 12/27/78 Karl Malone @ Seattle, 4/22/88	25, Jack Sikma @ Utah, 2/10/83	
High Assists:	20, John Stockton @ Utah, 3/15/90 John Stockton @ Utah, 4/10/90	16, Gary Payton @ Seattle, 2/24/91 Earl Watson @ Seattle (OT), 1/12/07	

JAZZ VS. THUNDER/SUPERSONICS ALL-TIME IN PLAYOFFS (1992, 1993, 1996, 2000)

All-Time	Series	Total	Home	Road
Jazz Record:	2-2	12-10	9-2	3-8
In First Round:	1-1	5-5	4-1	1-4
In Conf. Semifinals:	1-0	4-1	3-0	1-1
In Conf. Finals:	0-1	3-4	2-1	1-3
w/ home court:	2-0			
w/o home court:	0-2			
At Vivint Smart Home Arena:		9-2		
At Chesapeake Energy Arena:		--		
In Overtime:		1-0	--	1-0

208 Thunder Dr.
Oklahoma City,
OK 73102

(405) 208-4800
okcthunder.com

DIRECTORY

Chairman	Clayton I. Bennett
Executive Vice President & General Manager	Sam Presti
Vice President/Assistant General Manager	Troy Weaver
Assistant General Manager/Legal & Administration	Michael Winger
Head Coach	Billy Donovan
(1st season w/ Oklahoma City and overall)	
Assistant Coaches	Monty Williams, Maurice Cheeks,
	Anthony Grant, Mark Bryant, Darko Rajakovic
Director of Medical Service	Dr. Donnie Strack
Head Athletic Trainer	Joe Sharpe
Director of Basketball Communications	Matt Tumbleson
Managers of Basketball Communications	Michael Ravina, John Read

GENERAL INFORMATION

Home Court	Chesapeake Energy Arena (18,203),
	opened in 2002 (first Thunder game in 2008)
Team Colors	Blue, Red, Yellow and Dark Blue
Radio	WWLS (98.1 FM/640 AM); Matt Pinto
Spanish Radio	WKY (930 AM); Eleno Omales
Television	Fox Sports Oklahoma; Brian Davis,
	Michael Cage, Lesley McCaslin

BACKGROUND

Founded	1967-68, Seattle SuperSonics;
	2008-09, Oklahoma City Thunder
NBA Titles	One (1978-79)
2014-15 Record	45-37 (.549), 2nd in Northwest
2015 Playoffs	Did not qualify

OKLAHOMA CITY THUNDER

DATE	H/A	W/L	SCORE	UTA HIGH SCORER	OKC HIGH SCORER
11/20/74	H	L	95-99	Barnett - 18	3 players - 18
12/6/74	A	L	108-121	James - 22	Brown - 27
4/1/75	A	L	89-111	Walk - 20	Haywood - 20
1/17/75	H	W	113-109	Maravich - 42	Fox - 28
11/9/75	H	L	97-111	James - 18	Brown - 41
12/19/75	A	L	102-113	Moore - 20	Gilliam - 24
2/11/76	A	L	99-103	Kelley - 14	Burleson - 25
3/7/76	H	W	124-106	Nelson - 27	Gray - 16
12/7/76	H	W	110-98	James - 36	Watts - 22
1/9/77	A	L	76-92	Williams - 14	Brown - 26
2/2/77	A	L	95-120	Maravich - 15	Burleson - 17
3/8/77	H	L	91-96	McElroy - 21	Brown - 25
11/13/77	A	L	83-117	Maravich - 32	3 players - 20
11/17/77	H	L	127-116	Robinson - 33	Watts - 18
3/4/78	H	W	113-104	Watts - 24	Johnson - 25
3/16/78	A	L	98-123	James - 21	Williams - 19
11/15/78	A	L	118-135	James - 21	Williams - 19
12/27/78	A	L	103-122	Robinson - 23	Brown - 27
2/21/79	H	L	94-96	McElroy - 37	Williams - 20
11/10/79	H	L	87-88	Dantley - 29	Johnson - 18
11/1/80	H	W	97-95	Boone - 17	Johnson - 25
12/5/79	A	L	97-115	Dantley - 19	Williams - 32
1/1/80	A	L	90-100	Furlow - 20	Williams - 29
2/23/80	H	L	95-105	Dantley - 22	Williams - 33
3/2/80	A	L	91-103	Dantley - 24	Williams - 28
10/20/80	H	L	92-98	McKinney - 21	Johnson - 19
11/12/80	A	W	114-106	Dantley - 34	Sikma - 28
12/6/80	H	L	98-108	Dantley - 39	Brown - 27
2/7/81	A	L	89-96	Dantley - 31	Sikma - 24
2/17/81	H	L	98-101	Dantley - 33	Boyle - 27
12/19/81	H	L	103-115	Dantley - 35	Williams - 30
12/23/81	A	L	99-113	Dantley - 20	Shelton - 27
1/15/82	A	L	103-115	Dantley - 30	Williams - 42
2/6/82	A	L	103-129	Griffith - 25	Sikma - 20
2/26/82	H	L	97-98	Dantley - 36	Sikma - 24
11/2/82	A	L	92-120	Dantley - 29	Sikma - 24
12/29/82	A	L	92-109	Wilkins - 21	Williams - 20
2/10/83	A	L	98-105	Griffith - 22	Sikma - 31
2/27/83	A	L	98-101	Drew - 20	Williams - 18
3/27/83	A	L	108-122	Griffith - 25	Sikma - 23
12/28/83	A	W	113-105	Dantley - 33	Sikma - 20
1/31/84	H*	W (OT)	98-94	Dantley - 34	Sikma - 20
2/24/84	A	L	81-112	Dantley/Drew - 16	Wood - 20
3/25/84	A*	W	121-98	Dantley - 40	Chambers - 21
3/29/84	H	W	108-96	Dantley - 24	Chambers - 28
10/26/84	A	L	94-102	Watts - 24	Watts - 24
11/2/84	H*	W	107-101	Griffith - 41	Chambers - 29
12/6/84	H	L	98-106	Bailey - 18	Chambers/Sikma - 26
3/22/85	A	W	110-85	Dantley - 27	McCormick - 14
4/4/85	H	L	118-119	Dantley - 34	Chambers - 34
12/30/85	H	W	107-105	Dantley - 33	Wood - 27
1/7/86	A	L	84-91	Malone - 25	Sikma - 19
2/11/86	A	L	92-105	Dantley - 37	McCormick/Sikma - 19
3/18/86	A	W	107-104	Dantley - 28	Chambers - 24
3/24/86	H	W	116-108	Dantley - 32	Chambers - 21
11/26/86	H	W	127-91	Malone - 23	Chambers - 22
1/11/87	A	L	111-127	Malone - 23	Chambers - 31
1/26/87	H	L	95-108	Griffith - 17	Ellis - 34
2/24/87	H	W	133-103	Malone - 38	Ellis - 26
4/14/87	A	L	102-103	Bailey - 20	Chambers - 30
12/14/87	H	W	116-95	Bailey - 29	Ellis - 29
1/15/88	A	L	105-124	Malone - 28	Ellis - 39
2/1/88	H	W	105-100	Bailey - 32	Ellis - 40
3/4/88	A	W	125-110	Hansen - 28	Chambers - 29
4/22/88	A	W	110-109	Malone - 41	Ellis - 20
11/4/88	H	L	97-104	Malone - 36	Ellis - 46
11/29/88	A	L	102-109	Malone - 26	Ellis - 31
3/21/89	A	L	96-101	Malone - 29	Ellis - 31
3/27/89	H	W	124-105	Malone - 35	Ellis/McDaniel - 14
1/3/90	A	W	119-108	Malone - 26	McDaniel - 25
3/15/90	H	W	117-95	Malone - 38	Polynice - 18
4/5/90	A	L	91-101	Malone - 26	Threatt - 19
4/10/90	H	W	114-102	Malone - 33	Ellis - 30
11/23/90	H	W	97-96	K. Malone - 30	McDaniel - 33
2/24/91	A	L	91-103	K. Malone - 29	Threatt - 30
3/16/91	A	W (OT)	104-98	K. Malone - 32	Johnson - 19
4/18/91	H	W	130-103	K. Malone - 28	Johnson - 17
11/7/91	H	L	95-103	Stockton - 23	Benjamin - 22
1/25/92	A	W	104-103	K. Malone - 30	Benjamin/Pierce - 22
2/27/92	H	L (OT)	124-130	K. Malone - 35	Johnson - 32
3/31/92	A	L	103-122	K. Malone - 24	Barros/Johnson - 18
1/14/93	H	W	96-89	K. Malone - 38	Kemp - 15
1/18/93	A	L	96-106	K. Malone - 28	Payton - 22
2/11/93	A	W	101-96	Stockton - 23	Payton/Pierce - 21
3/19/93	H	L	97-108	K. Malone - 29	Pierce - 28

DATE	H/A	W/L	SCORE	UTA HIGH SCORER	OKC HIGH SCORER
11/8/93	H	L	100-101	K. Malone - 22	Pierce - 16
1/8/94	A	L	87-108	K. Malone - 20	3 players - 16
1/24/94	H	W	95-90	K. Malone - 26	Payton - 18
4/5/94	A	L	79-86	K. Malone - 16	Schrempf - 17
11/5/94	A*	L	103-110	Malone/Stockton - 27	Schrempf - 26
11/23/94	H	W	113-103	Homacek - 40	Marculonis - 21
1/2/95	A*	W	120-108	Malone - 38	Kemp - 19
4/4/95	H	W	114-92	Malone - 31	Payton - 26
11/3/95	H	W	112-94	Malone - 26	Schrempf - 24
1/26/96	A	L	93-94	Homacek - 27	Payton - 24
3/30/96	A	L	98-100	Malone - 24	Perkins - 22
4/2/96	H	L	91-100	Malone - 20	Schrempf - 29
11/1/96	H	W	99-91	Malone - 27	Kemp - 29
12/1/96	A	W	96-90	Malone - 20	Kemp - 29
2/5/97	A	W	99-95	Payton - 28	Payton - 28
2/23/97	H	L (OT)	87-89	Malone - 32	Payton - 28
11/14/97	H	W	110-104	Homacek/Malone - 23	Schrempf - 26
1/28/98	H	L	93-101	Malone - 27	Baker - 28
2/14/98	A	W	111-91	Malone - 34	Payton - 23
3/31/98	A	L	86-88	Malone - 20	Baker - 18
2/16/99	A	L	56-71	Malone - 15	Payton - 17
2/20/99	H	W	110-80	Malone - 21	Hankins - 14
2/25/99	H	W	98-81	Malone - 21	MacLean - 23
4/27/99	A	L	85-90	Malone - 29	Payton - 30
11/6/99	A	L	94-99	Malone - 31	Payton - 22
12/10/99	H	W	101-83	Malone - 21	Payton - 22
2/1/00	H	L	96-104	Malone - 26	Payton - 35
3/24/00	A	W	98-95	Malone - 21	Payton - 28
3/30/01	A	W	102-88	Malone - 25	Payton - 23
2/3/01	H	W	111-91	Malone - 28	Levin - 19
2/23/01	A	W	96-84	Malone - 33	Payton - 19
3/7/01	H	W	86-82	Malone - 26	Baker - 16
11/3/01	A	W	91-74	Malone - 28	Mason - 18
11/28/01	H	W	112-88	Malone - 20	Baker - 20
1/16/02	H	W	95-80	Collins - 22	Payton - 21
3/25/02	A	L	92-106	Malone - 24	Lewis - 28
11/3/02	A	L	77-91	Kierloko - 17	Payton - 18
12/1/02	H	W	92-85	Malone - 34	Payton - 27
3/5/03	H	W	94-83	Malone - 23	Allen - 24
4/6/03	A	L	80-82	Malone - 22	Lewis - 24
11/28/03	H	W	98-81	Bell - 25	Barry - 20
2/24/04	H	W	99-86	Kierloko - 27	Allen - 26
2/25/04	A	W (OT)	93-92	Kierloko - 24	Allen - 40
3/24/04	A	L	77-84	Kierloko - 16	Allen - 26
12/1/04	A	L (OT)	119-123	Bozzer - 36	Allen - 38
12/27/04	H	L	88-98	Harping - 22	Lewis - 22
1/23/05	A	L	105-122	Bozzer - 20	Lewis - 36
1/26/05	H	W	109-100	Lopez - 20	Allen - 27
11/22/05	A	W	93-87	Okur - 24	Lewis - 26
12/9/05	H	L	90-106	Kierloko - 17	Lewis - 26
1/25/06	H	L	94-113	Kierloko - 24	Allen - 22
3/5/06	A	L	81-113	Bozzer - 14	Lewis - 22
11/17/06	A	W	118-109	Williams - 27	Allen - 32
12/2/06	H	W	109-107	Bozzer - 24	Allen - 33
1/12/07	A	L (OT)	114-122	Bozzer - 32	Allen - 54
4/7/07	H	L	103-106	Williams - 24	Lewis - 35
11/9/07	A	W	103-101	Bozzer - 27	Durant - 20
12/15/07	H	W	96-75	Bozzer - 21	Szczeniak - 24
2/13/08	A	W	112-93	Bozzer - 22	Durant - 19
3/22/08	H	W	115-101	Bozzer - 26	Durant/Green - 23
11/7/08	H	W	104-97	Bozzer - 21	Durant - 24
1/14/09	A	L	93-114	Williams - 25	Green - 23
1/30/09	H	W	110-90	Williams - 24	Durant - 29
3/20/09	A	W	101-94	Williams - 24	Durant - 24
11/24/09	H	L	94-104	Bozzer - 26	Durant - 28
12/31/09	H	L	86-87	Bozzer - 17	Durant - 31
3/14/10	A	L	111-119	Matthews - 29	Durant - 35
4/6/10	H	W (OT)	140-139	Williams - 42	Durant - 45
10/18/10	A	W	120-99	Williams - 30	Durant - 28
11/15/10	H	L	108-115	Williams - 31	Durant - 30
2/5/11	H	L	105-121	Milap - 34	Westbrook - 33
3/23/11	A	L	94-106	Jefferson - 32	Westbrook - 31
2/10/12	H	L	87-101	Jefferson - 20	Westbrook - 28
2/14/12	A	L	85-111	Jefferson - 15	Harden - 22
3/20/12	H	W	97-100	Milap - 20	Westbrook - 23
11/30/12	A	L	94-106	Kearse - 18	Durant - 25
2/12/13	H	W	108-94	Jefferson - 23	Durant - 33
3/13/13	A	L	87-110	Hayward - 20	Durant - 23
4/9/13	H	L	80-90	Mo Williams - 19	Westbrook - 25
10/30/13	H	L	98-101	Burks - 24	Durant - 42
11/24/13	A	L	73-95	Gobert/Kanter - 10	Durant - 19
1/7/14	H	W	112-101	Hayward - 37	Durant - 48
3/30/14	A	L	96-116	Kanter - 18	Durant - 31
11/1/14	H	W	98-81	Burks - 20	J. Lamb - 20
11/26/14	A	L	82-97	R. Jackson - 22	R. Jackson - 22
1/9/15	A	L	94-99	Hayward - 27	K. Durant - 32
3/28/15	H	W	94-89	Burks - 22	R. Westbrook - 37

OPPONENTS

*Alternate Site Home Games:

Jazz

Las Vegas, NV (1/31/84, 11/2/84)

Thunder

Tacoma, WA (3/25/84, 11/5/94, 1/26/95)



8701 Maitland Summit
Boulevard
Orlando, FL 32810

(407) 916-2400
www.orlandomagic.com

2015-16 SCHEDULE

Fri, Nov. 13	@ Orlando	5 p.m. MT	(ROOT)
Thu, Dec. 3	ORLANDO	7 p.m. MT	(ROOT)

2014-15 RESULTS (1-1)

12/5/14	ORLANDO	L	93-98
12/19/14	@ Orlando	W	101-94

JAZZ VS. MAGIC ALL-TIME

All-Time	Total	Home	Road
Jazz Record:	32-20	18-8	14-12
As New Orleans Jazz (*74-79):	n/a	n/a	n/a
As Utah Jazz (*79-pres.):	32-20	18-8	14-12
At Vivint Smart Home Arena (*91-pres.):	16-7		
Amway Center (*10-pres.):	4-0		
In Overtime:	1-2	1-0	0-2

DIRECTORY

Senior Chairman Rich DeVos
Chairman Dan DeVos
Chief Executive Officer Alex Martins
General Manager Rob Hennigan
Vice President/Assistant General Manager Scott Perry
Assistant General Manager Matt Lloyd
Head Coach Scott Skiles (14th NBA Season, 443-433, .506)
..... (1st Season w/ Orlando)
Assistant Coaches Adrian Griffin, Monte Mathis,
..... Mario Elie, Conner Henry
Assistant Coaches/Player Development Laron Profit, Jay Hernandez
Strength & Conditioning Coach Bill Burgos
Athletic Trainer Keon Weise
Strength and Conditioning Coach Bill Burgos
Chief Communications Officer Joel Glass
Director of Communications George Galante
Assistant Director of Communications Trish Wingersen
Communications Manager Melanie Curtsinger

GENERAL INFORMATION

Home Court Amway Center (18,846), opened in 2010
Team Colors Blue, Silver and Black
Radio ESPN (580 Orlando (AM 580): Dennis Neumann,
..... Richie Aduabato
Spanish Radio ElOrlandoMagic.com: Joey Colon
Television FOX Sports Florida: David Steele, Jeff Turner

BACKGROUND

Founded 1989-90
NBA Titles None
2014-15 Record2557 (.305), 5th in Southwest Division
2015 Playoffs Did Not Qualify

JAZZ VS. MAGIC SERIES RECORDS

	Streak	Last Jazz Win	Last Jazz Loss
Overall:	Won 1	12/19/14 @ Orlando (101-94)	12/5/14 @ Utah (93-98)
Home:	Lost 1	3/22/14 (89-88)	12/5/14 (93-98)
Road:	Won 4	12/19/14 (101-94)	12/21/09 (99-104)

	Biggest Jazz Win	Biggest Jazz Loss
Home:	33 (101-68), 12/14/96	22 (97-119), 11/22/89
Road:	18 (106-88), 3/4/91	18 (2), last (87-105), 3/15/09

	Jazz	Magic
Longest Series Win Streak:	7 (11/10/10-3/22/14)	3 (2), last (3/15/06-3/14/07)
Most Points Scored:	122, @ Utah, 12/10/91	119, @ Utah, 11/22/89
Fewest Points Scored:	75, @ Utah, 11/27/06	68, @ Utah, 12/14/96
High Scorer:	40, Karl Malone @ Orlando, 3/12/03	43, Tracy McGrady @ Orlando, 2/18/04
High Rebounder:	21, Karl Malone @ Orlando, 12/15/95	20, Dwight Howard @ Orlando, 3/15/09
High Assists:	18, John Stockton @ Orlando, 3/14/95	14, Reggie Theus @ Utah, 11/22/89
High Steals:	8, John Stockton @ Utah, 11/21/90	4 (6), last Glen Davis @ Utah (OT), 4/21/12
High Blocks:	8, Greg Ostertag @ Utah, 11/12/01	5 (6), last Dwight Howard @ Orlando, 12/21/09

JAZZ VS. MAGIC ALL-TIME IN PLAYOFFS

Have Never Met

ORLANDO MAGIC

DATE	H/A	W/L	SCORE	UTA HIGH SCORER	ORL HIGH SCORER
11/22/89	H	L	97-119	Malone - 33	3 players - 22
3/6/90	A	W	111-101	Malone - 31	Theus - 22
11/15/90	A	L (OT)	99-102	K. Malone - 34	Anderson - 23
11/21/90	H	W	106-91	K. Malone - 32	Cattledge - 18
12/22/90	A	W	104-96	K. Malone - 34	Skiles - 34
3/4/91	A	W	106-88	K. Malone - 30	Scott - 28
4/8/91	H	W	111-95	K. Malone - 34	Scott - 26
11/20/91	A	W	107-102	J. Malone/K. Malone - 26	Scott/Skiles - 23
12/10/91	H	W	122-103	K. Malone - 27	Vincent - 23
12/22/92	A	L	98-101	K. Malone - 30	O'Neal - 28
2/8/93	H	W	108-96	K. Malone - 23	Skiles - 25
11/16/93	A	L	96-114	K. Malone - 30	Skiles - 25
3/23/94	H	L	93-98	K. Malone - 27	Hardaway - 21
3/14/95	A	W	107-95	Malone - 27	O'Neal - 29
3/31/95	H	L	98-101	Malone - 26	O'Neal - 28
12/15/95	A	L	99-111	Malone - 24	Scott/O'Neal - 26
1/19/96	H	W	111-99	Malone - 37	Anderson - 29
12/14/96	H	W	101-68	Ostertag/Stockton - 16	Sekaly - 23
12/20/96	A	W	98-93	Stockton - 22	Sekaly - 30
12/18/97	A	W	85-73	Malone - 30	Sekaly - 30
1/17/98	H	W	107-93	Malone - 32	Maxwell - 18
<i>Did Not Play in 1998-99 (lockout-shortened season)</i>					
12/20/99	A	L	102-104	Malone - 29	Armstrong - 22
2/25/00	H	W	96-88	Malone - 19	Amaschi - 24
11/16/00	H	W	99-84	Russell - 23	McGrady - 24
11/29/00	A	W	88-86	Malone - 27	McGrady - 28
11/12/01	H	W	105-98	Malone - 29	Armstrong - 18
12/19/01	A	L	90-98	Malone - 28	Armstrong - 24

DATE	H/A	W/L	SCORE	UTA HIGH SCORER	ORL HIGH SCORER
12/18/02	H	L	90-97	Kirilenko/Harpring - 17	Garity - 24
3/12/03	A	W	111-108	Malone - 40	McGrady - 32
11/17/03	H	W	90-88	Kirilenko - 25	McGrady - 29
2/18/04	A	L	77-90	Arroyo - 14	McGrady - 43
11/17/04	A	L	92-107	Boozer - 27	Francis - 33
12/8/04	H	L	100-106	Harpring - 12	Mobley - 26
3/5/06	H	W	90-85	Okur - 22	Howard - 18
3/15/06	A	L (OT)	108-114	Boozer/Okur - 30	Nelson - 25
11/27/06	H	L	75-88	Boozer - 21	Howard - 21
3/14/07	A	L	90-101	Boozer - 29	Howard - 31
12/21/07	A	W	113-94	Millsap - 28	Turkoglu - 27
1/12/08	H	W	119-115	Okur - 29	Howard - 29
12/13/08	H	L	94-103	Kirilenko/Williams - 17	Lewis - 27
3/15/09	A	L	87-105	Boozer - 23	Howard - 28
12/10/09	H	W	120-111	Williams - 32	Carter - 34
12/21/09	A	L	99-104	Millsap - 20	Howard - 21
11/10/10	A	W	104-94	Williams - 30	Carter - 20
12/10/10	H	W	117-105	Williams - 32	Nelson - 19
4/21/12	H	W (OT)	117-107	Harris - 21	Nelson - 23
12/5/12	H	W	87-81	Jefferson - 31	Davis - 18
12/23/12	A	W	97-93	Millsap - 18	Affalo - 20
12/18/13	A	W	86-82	Burke - 30	Nelson - 17
3/22/14	H	W	89-88	Jefferson - 21	Oladipo - 19
12/5/14	H	L	93-98	Favors - 21	T. Harris - 22
12/19/14	A	W	101-94	Favors - 23	T. Harris - 24

OPPONENTS

*Alternate Site Home Games:

Jazz
none

Magic
none



3 Crescent Drive
Suite 300
Philadelphia, PA 19112

(215) 339-7666
www.sixers.com

2015-16 SCHEDULE

Fri, Oct. 30 @ Philadelphia 5 p.m. MT (ROOT)
Mon, Dec. 28 PHILADELPHIA 7 p.m. MT (ROOT)

2014-15 RESULTS (2-0)

12/27/14 PHILADELPHIA W 88-71
3/6/15 @ Philadelphia W 89-83

JAZZ VS. 76ERS ALL-TIME

All-Time	Total	Home	Road
Jazz Record:	50-41	31-14	19-27
As New Orleans Jazz ('74-79):	7-14	5-5	2-9
As Utah Jazz ('79-pres.):	43-27	26-9	17-18
At Vivint Smart Home Arena ('91-pres.):	21-2		
At Wells Fargo Center ('96-pres.):	12-6		
In Overtime:	4-0	2-0	2-0

DIRECTORY

Co-Managing Owner Josh Harris
Co-Managing Owner David Blitzer
Chief Executive Officer Scott O'Neil
President of Basketball Operations and General Manager Sam Hinkie
Head Coach Brett Brown (3rd Season w/ Philadelphia, 37-127, .226)
Assistant Coach Lloyd Pierce
Assistant Coach/Director of Player Development Billy Lange
Assistant Coach/Head of Strength & Conditioning Todd Wright
Head Athletic Trainer Kevin Johnson
Director of Public Relations Michael Preston
Public Relations Coordinator Alex Yoh

GENERAL INFORMATION

Home Court Wells Fargo Center (20,328), opened in 1996
Team Colors Red, White, Blue
Radio The Fanatic (97.5 FM); Tom McGinnis
Television Comcast SportsNet/The Comcast Network; Marc Zumoff,
TBD, Molly Sullivan

BACKGROUND

Founded 1949-50, Syracuse Nationals;
1963-64, Philadelphia 76ers
NBA Titles Three (last 1982-83)
2014-15 Record 18-64 (.220), 4th in Atlantic Division
2015 Playoffs Did Not Qualify

JAZZ VS. 76ERS SERIES RECORDS

	Streak	Last Jazz Win	Last Jazz Loss
Overall:	Won 5	3/6/15 @ Philadelphia (89-83)	11/16/12 @ Philadelphia (93-99)
Home:	Won 10	12/27/14 (88-71)	1/5/05 (99-106)
Road:	Won 2	3/6/15 (89-83)	11/16/12 (93-99)

	Biggest Jazz Win	Biggest Jazz Loss
Home:	29 (98-69), 12/28/02	17 (2), last (109-126), 1/29/83
Road:	22 (112-90), 11/13/09	25 (89-114), 2/5/90

	Jazz	76ers
Longest Series Win Streak:	7 (2/19/90-12/30/92)	12 (2/13/80-12/20/85)
Most Points Scored:	126, @ Philadelphia, 3/19/75	132, @ Philadelphia, 2/19/82
Fewest Points Scored:	76, @ Philadelphia, 1/16/77	69, @ Utah, 12/28/02
High Scorer:	44, Karl Malone @ Philadelphia, 12/17/88	51, Allen Iverson @ Philadelphia, 12/20/04
High Rebounder:	25, Otto Moore @ New Orleans, 11/30/75	23, Moses Malone @ Philadelphia, 11/27/82
High Assists:	22, John Stockton @ Philadelphia, 12/18/92	13, Andre Turner @ Utah, 1/4/91

JAZZ VS. 76ERS ALL-TIME IN PLAYOFFS

Have Never Met

PHILADELPHIA 76ERS

DATE	H/A	W/L	SCORE	UTA HIGH SCORER	PHI HIGH SCORER
10/18/74	A	L	99-112	Stallworth - 24	Mix - 33
10/24/74	H	L	89-102	Barnett - 25	Boyd - 35
2/18/75	H	W	103-85	Maravich - 33	Collins - 33
3/19/75	A	W	126-115	Maravich - 36	Carter - 28
11/30/75	H	L	96-113	Nelson - 27	Collins - 30
12/3/75	A	L	94-102	Behagen - 23	McGinnis - 27
1/14/76	A	L	95-100	Stallworth - 30	Collins - 24
3/28/76	H	W	110-107	Maravich - 38	McGinnis - 27
4/7/76	A	L	99-102	Maravich - 38	McGinnis - 37
10/26/76	H	L	101-111	Maravich - 28	McGinnis - 37
11/19/76	A	L	95-100	McElroy - 18	Erving - 24
1/16/77	A	L	76-97	Maravich - 22	Bibby - 21
4/5/77	H	L	109-119	Maravich - 35	Dawkins/McGinnis - 20
10/22/77	A	W (OT)	104-103	Maravich - 26	Erving - 21
11/30/77	H	L	114-117	Robinson - 32	Collins - 19
2/8/78	A	L	104-117	Goodrich - 24	Erving - 23
4/4/78	H	W	120-119	Goodrich/Robinson - 24	Erving - 30
10/21/78	A	L	111-130	Maravich - 21	Joe Bryant - 23
11/28/78	H	W	107-103	Maravich - 32	Collins - 25
1/10/79	A	L	112-123	Robinson - 29	Erving - 28
1/12/79	H	W	100-89	Kelley - 24	Dawkins - 23
1/28/80	H	W	107-101	Dantley - 30	Erving - 33
2/13/80	A	L	85-107	Furlow - 22	Jones - 23
11/29/80	A	L	93-113	Dantley - 35	Toney - 20
2/27/81	H	L	83-87	Dantley - 24	Jones - 20
2/1/82	H	L	107-109	Dantley - 33	Erving - 34
2/19/82	A	L	117-132	Dantley - 35	Erving - 24
11/27/82	A	L	113-126	Griffith - 37	Malone - 32
1/29/83	H	L	109-126	Eaves - 27	Erving - 33
2/29/84	H	L	97-103	Dantley - 32	Toney - 29
3/11/84	A	L	97-120	Anderson - 15	Malone - 21
12/28/84	H	L	111-114	Dantley - 31	Toney - 21
2/24/85	A	L	108-117	Griffith - 35	Erving - 31
12/20/85	A	L	105-112	Hansen - 25	Malone - 37
1/29/86	H	W	107-86	Dantley - 30	Malone - 21
12/22/86	A	W	114-111	Hansen - 25	Barkley - 23
1/2/87	H	L	98-104	Bailey - 18	Barkley - 30
11/30/87	H	L	100-106	Bailey - 21	Barkley - 43
1/6/88	A	L	93-116	Stockton - 14	Robinson - 25
12/17/88	A	L	107-119	Malone - 44	Barkley/Grimski - 24
12/30/88	H	W	102-95	Malone - 32	Barkley - 24
2/5/90	A	L	89-114	Malone - 29	Hawkins - 20
2/19/90	H	W	115-102	Malone - 34	Barkley - 28
1/4/91	H	W	102-99	J. Malone - 31	Barkley - 35
3/3/91	A	W	95-92	K. Malone - 35	Hawkins - 31
12/18/91	A	W	107-105	K. Malone - 30	Barkley - 25
3/25/92	H	W	100-94	K. Malone - 28	Barkley - 23

DATE	H/A	W/L	SCORE	UTA HIGH SCORER	PHI HIGH SCORER
12/18/92	A	W	112-98	K. Malone - 23	Wathespoon - 17
12/30/92	H	W	119-110	K. Malone - 32	Homack - 27
11/19/93	A	L	115-124	K. Malone - 32	Woodridge - 25
2/21/94	H	W	119-92	K. Malone - 23	Leckner - 16
12/20/94	A	W	91-88	Malone - 24	Barns - 24
1/7/95	H	W	111-90	Homack - 21	Barns - 32
12/20/95	A	L	104-108	Malone - 31	Ruffin - 32
3/20/96	H	W	107-84	Malone - 24	Higgins - 18
12/28/96	H	W	110-84	Malone - 29	Iverson - 15
1/13/97	A	W (OT)	97-96	Malone - 28	Davis - 24
1/6/98	H	W (OT)	98-95	Homack/Malone - 21	Iverson - 27
3/20/98	A	W	91-79	Malone - 23	Iverson - 28
Did Not Play in 1998-99 (lockout-shortened season)					
3/17/00	A	L	97-99	Malone - 31	Iverson - 24
3/29/00	H	W	98-84	Malone - 30	Iverson/Kukoc - 18
12/20/00	H	W	91-89	Malone - 41	Iverson - 45
12/26/00	H	L	91-97	Stockton - 19	McKie - 24
12/29/01	H	W	89-81	Malone - 20	Iverson - 21
2/14/02	A	W	98-91	Malone - 26	Iverson - 34
12/28/02	H	W	98-69	Harpring/Malone - 20	Iverson - 13
2/28/03	A	L	83-104	Malone - 19	Iverson - 24
12/14/03	A	W	94-86	Kilenski - 30	Thomas - 16
12/29/03	H	W	106-97	Arroyo/Harpring - 19	Robinson - 25
12/20/04	A	W	103-101	Boozer - 28	Iverson - 51
1/5/05	H	L	99-106	Boozer - 24	Thomas - 30
12/31/05	H	W	108-102	Grinck - 23	Iverson - 37
1/11/06	A	W	110-102	Okur - 25	Iverson - 46
1/3/07	H	W	98-87	Boozer - 27	Miller - 17
3/16/07	A	L	88-89	Williams - 18	Iguodala - 23
11/28/07	A	W	106-95	Boozer - 26	Iguodala - 20
1/1/08	H	W	110-107	Boozer - 22	Iguodala - 30
11/11/08	A	W	93-80	Boozer - 19	Miller - 25
12/29/08	H	W	112-95	Williams - 27	Iguodala/Young - 17
11/13/09	A	W	112-90	Boozer - 24	Young - 17
12/26/09	H	W	97-76	Williams - 27	Young - 20
1/22/11	A	L	85-96	Williams - 20	Iguodala - 22
3/14/11	H	W (OT)	112-107	Jefferson - 30	Iguodala - 23
12/30/11	H	W	102-99	Favors - 20	Holiday - 22
3/9/12	A	L	91-104	Millisp - 15	Williams/Young - 21
11/16/12	A	L	93-99	Millisp - 22	Holiday - 26
3/25/13	H	W	107-91	Hayward - 15	Wright - 19
2/12/14	H	W	105-100	Burks - 26	Turner - 21
3/8/14	A	W	104-92	Hayward - 22	Wroten - 30
12/27/14	H	W	88-71	Burke/Favors - 17	T. Wroten - 20
3/6/15	A	W	89-93	Hayward - 25	I. Canaan - 16

OPPONENTS

*Alternate Site Home Games:

Jazz
None

76ers
None



201 E. Jefferson
Phoenix, AZ 85004
(602) 379-7900
www.suns.com

2015-16 SCHEDULE

Mon, Dec. 21	PHOENIX	7 p.m. MT	(ROOT)
Sat, Feb. 6	@ Phoenix	7 p.m. MT	(ROOT)
Thu, March 17	PHOENIX	7 p.m. MT	(NBA TV/ROOT)
Sun, April 3	@ Phoenix	4 p.m. MT	(ROOT)

2014-15 RESULTS (1-2)

11/1/14	PHOENIX	W	118-91
2/6/15	@ Phoenix	L	93-100
4/4/15	@ Phoenix	L	85-87

JAZZ VS. SUNS ALL-TIME

All-Time	Total	Home	Road
Jazz Record:	78-91	54-31	24-60
As New Orleans Jazz ('74-'79):	7-13	5-5	2-8
As Utah Jazz ('79-pres.):	71-78	49-26	22-52
At Vivint Smart Home Arena ('91-pres.):	31-15		
At Talking Stick Resort Arena ('92-pres.):	19-24		
In Overtime:	3-4	3-1	0-3

JAZZ VS. SUNS SERIES RECORDS

	Streak	Last Jazz Win	Last Jazz Loss
Overall:	Lost 2	11/1/14 @ Utah (118-91)	4/4/15 @ Phoenix (85-87)
Home:	Won 1	11/1/14 (118-91)	11/29/13 (101-112)
Road:	Lost 2	11/30/13 (112-104)	4/4/15 (85-87)

	Biggest Jazz Win	Biggest Jazz Loss
HHome:	27 (118-91), 11/1/14	28 (98-126), 4/14/07
Road:	14 (96-82), 4/16/00	43 (99-142), 1/11/78

	Jazz	Suns
Longest Series Win Streak:	5 (2), last (12/27/99-1/21/01)	11 (11/6/79-3/29/81)
Most Points Scored:	134, @ Utah, 11/19/88	142, @ Phoenix, 1/11/78
Fewest Points Scored:	76, @ Phoenix, 11/30/01	73, @ Utah, 3/24/98
High Scorer:	51, Pete Maravich @ Phoenix, 3/18/77	45, Walter Davis @ Phoenix, 1/15/87
High Rebounder:	25, Truck Robinson @ New Orleans, 10/28/77	21, Larry Nance @ Utah, 2/10/87
High Assists:	21, John Stockton @ Utah, 3/22/88	20, Kevin Johnson @ Phoenix, 4/2/91
	John Stockton @ Utah, 11/19/88	

JAZZ VS. SUNS ALL-TIME IN PLAYOFFS (1984, 1990, 1991)

All-Time	Series	Total	Home	Road
Jazz Record:	1-2	7-8	5-3	2-5
In First Round:	1-1	5-4	3-2	2-2
In Conf. Semifinals:	0-1	2-4	2-1	0-3
In Conf. Finals:	--	--	--	--
w/ home court:	0-2			
w/o home court:	1-0			
At Vivint Smart Home Arena:	--			
At Talking Stick Resort Arena:	--			
In Overtime:		0-1	--	0-1

DIRECTORY

Managing Partner	Robert Sarver
General Manager	Ryan McDonough
Head Coach	Jeff Hornacek (3rd season w/ Phoenix, 87-'77, '530)
Assistant Coaches	Jerry Sichting, Mike Longabardi,
	Corey Gaines, Earl Watson, Nate Bjorkgren
VP of Athletic Care/Head Athletic Trainer	Aaron Nelson
Head Strength & Conditioning Coach/Assistant Athletic Trainer	
	Mike Elliott
Vice President, Basketball Communications	Julie Fie
Managers, Basketball Communications	DC Headley, Cole Mickelson
Assistant to VP of Basketball Communications	Lori Cook

GENERAL INFORMATION

Home Court ... Talking Stick Resort Arena (18,055), opened in 1992
Team Colors ... Purple, Orange, Black, Gray and Yellow
Radio ... Arizona Sports 98.7 FM: Al McCoy, Tim Kempton
Spanish Radio ... KSUN (1400 AM): Ivan Valenzuela, Arturo Ochoa
Television ... Fox Sports Arizona: Steve Albert,
Eddie Johnson, Ann Meyers Drysdale, Kevin Ray

BACKGROUND

Founded ... 1968-69
NBA Titles ... None
2014-15 Record ... 39-43 (.476), 3rd in Pacific Division
2015 Playoffs ... Did Not Qualify

PHOENIX SUNS

DATE	H/A	W/L	SCORE	UTA HIGH SCORER	PHX HIGH SCORER
11/8/74	H	L	102-105	Maravich - 29	Scott - 36
11/26/74	A	L	110-120	Maravich - 21	Scott - 31
1/25/75	A	L (OT)	99-94	Nelson - 23	Scott - 25
2/21/75	H	W	98-96	Maravich - 22	Melchioni - 20
12/9/75	H	L	89-104	James - 22	Van Arsdale - 25
12/21/75	A	W	120-107	Williams - 27	Shumate - 18
2/14/76	A	L	93-112	Maravich - 20	Adams - 28
2/20/76	H	L	102-103	Williams - 24	Adams - 28
10/22/76	H	W	111-98	Maravich - 33	Adams - 29
1/29/77	H	L	102-118	Maravich - 34	Westphal - 26
3/18/77	A	W	104-100	Maravich - 51	Westphal - 35
3/30/77	H	W	112-100	Maravich - 26	Adams - 19
10/28/77	H	W	114-107	Robinson - 37	Westphal - 23
11/10/77	A	L	111-127	Maravich - 39	Adams - 35
12/16/77	H	L	113-126	Maravich - 34	Davis - 24
11/17/78	A	L	99-142	Robinson - 24	Davis - 24
11/27/78	H	L	99-106	Robinson - 28	Westphal - 27
11/12/78	A	L	122-128	Robinson - 34	Adams - 33
2/17/79	A	L	112-136	James - 24	Adams - 22
3/18/79	H	W	121-117	McClary - 33	Davis/Westphal - 29
11/6/79	H	L	107-120	Dantley/Maravich - 29	Westphal - 31
12/19/79	A	L	98-117	Williams - 20	Westphal - 20
1/13/80	A	L	103-106	Bowell - 24	Westphal - 28
1/16/80	H	L	108-115	Furlow - 24	Robinson - 27
2/28/80	H	L	101-111	Dantley - 37	Westphal - 30
3/7/80	A	L	94-110	Furlow - 19	Davis/Westphal - 24
10/15/80	H	L	93-107	Dantley - 32	Adams - 31
12/19/80	A	L	90-108	Dantley - 26	Johnson - 25
2/4/81	A	L	88-114	Dantley - 19	Davis - 17
3/5/81	H	L	100-112	Dantley - 30	Robinson - 26
3/29/81	A	L	90-105	Nicks - 22	Davis/Kramer - 16
11/7/81	H	W	95-87	Dantley - 23	Adams - 29
12/5/81	A	L	99-101	Dantley - 28	Adams/Robinson - 21
2/13/82	H	W	120-115	Dantley - 40	Davis - 24
3/3/82	A	L	102-115	Dantley - 23	Johnson - 25
3/29/82	H	L	102-113	Griffith - 28	Kelley - 23
11/4/82	A	L	104-119	Dantley - 31	Adams - 24
12/25/82	A	L	101-111	D. Wilkins - 21	Lucas - 29
2/23/83	A	L	96-112	Shoyates - 24	Davis - 24
2/24/83	H	L	103-110	Griffith - 23	Nance - 23
3/29/83	A	L	107-115	Drew/Griffith - 18	Adams - 30
11/29/83	H*	W	114-110	Dantley/Griffith - 24	Macy - 26
12/2/83	A	L	116-113	Dantley - 32	Davis - 30
1/10/84	H	W	107-98	Griffith - 22	Foster - 20
2/2/84	H	W	116-95	Dantley - 35	Edwards - 20
2/28/84	A	L	100-113	Dantley - 26	Nance - 26
11/17/84	H	W	108-94	Dantley - 22	Edwards - 17
11/27/84	A	L	102-115	Griffith - 29	Nance - 28
1/12/85	A	L	94-109	Green/Griffith - 20	Nance - 24
4/6/85	H	W	105-94	Dantley - 28	Adams - 28
4/12/85	A	L	92-96	Bailey - 20	Foster - 19
11/1/85	H	W	121-110	Dantley - 38	Davis - 29
12/6/85	A	L	92-111	Dantley/Green - 18	Nance - 28
2/22/86	H	W	105-97	Dantley - 36	Davis - 22
3/7/86	A	W	105-103	Dantley - 36	Davis - 24
3/22/86	H	W	119-109	Dantley - 38	Davis - 26
1/15/87	A	L	107-123	Malone - 27	Davis - 45
2/10/87	H	L	98-102	Malone - 26	Nance - 30
2/13/87	A	L	98-105	Malone - 28	Nance - 26
3/31/87	H	W	110-95	Griffith - 27	Davis - 23
4/3/87	A	L	98-112	Malone - 34	Nance - 28
11/13/87	H	W	109-92	Malone - 23	Davis - 25
11/18/87	A	L	80-90	Malone - 20	Davis - 34
2/17/88	H	W	108-103	Malone - 29	Humphries - 23
3/22/88	H	W	103-96	Malone - 29	Johnson - 27
4/5/88	A	L	106-111	Bailey/Malone - 25	Gilliam - 17
11/19/88	H	W	134-121	Malone - 42	Chambers - 32
2/6/89	A	L	87-104	Malone - 19	Chambers - 24
2/20/89	A	L	118-92	Malone - 36	E. Johnson - 23
4/5/89	A	L	104-114	Malone - 29	K. Johnson - 32
12/13/89	H	W	102-95	Malone - 24	E. Johnson - 25
2/14/90	A	L	103-114	Bailey - 22	K. Johnson - 34
3/13/90	H	L	106-114	Malone - 37	K. Johnson - 29
4/9/90	A	L (OT)	115-119	Malone - 39	K. Johnson - 37
11/2/90	H*	L	96-119	K. Malone - 33	Chambers - 38
11/3/90	A*	W	102-102	K. Malone - 28	K. Johnson - 28
2/6/91	H	W	103-99	K. Malone - 29	K. Johnson - 30
4/2/91	A	L	117-131	Stockton - 28	K. Johnson - 37
11/30/91	A	L (OT)	125-134	K. Malone - 41	K. Johnson - 44
1/31/92	H	W (OT)	117-116	K. Malone - 43	K. Johnson - 28
3/1/92	A	L	109-114	K. Malone - 26	K. Johnson - 32
4/3/92	H	W	113-94	K. Malone - 31	Majerle - 18
11/12/92	H	L	91-102	K. Malone - 32	Bankley - 25
2/26/93	A	L	106-113	Stockton - 25	Bankley - 20
4/11/93	A	L	99-112	K. Malone - 22	K. Johnson - 29
4/17/93	H	W	110-101	K. Malone - 28	Ceballos - 25

DATE	H/A	W/L	SCORE	UTA HIGH SCORER	PHX HIGH SCORER
11/27/93	A	L	98-120	Humphries - 17	K. Johnson - 26
1/5/94	A	L	91-107	Stockton - 17	Majerle - 21
2/25/94	H	W	107-87	Humphries - 23	Bankley - 21
3/6/94	A	W	103-92	K. Malone - 30	Ceballos - 22
11/21/94	H	W	106-91	Stockton - 25	Majerle - 21
2/8/95	H	L	104-108	Malone - 30	Penson - 20
2/19/95	A	L	107-110	Malone - 30	Bankley - 35
3/28/95	A	W	111-102	Homack - 31	Majerle - 20
11/27/95	A	W	114-105	Malone - 25	K. Johnson - 24
2/26/96	H	W	110-87	Malone - 28	Bankley - 17
4/4/96	A	L	100-107	Homack - 23	K. Johnson - 31
4/10/96	H	W	103-79	Malone - 15	Finley - 15
12/12/96	H	L	87-95	Malone - 27	Cassell - 21
1/16/97	H	W	95-91	Malone - 28	K. Johnson - 21
2/12/97	A	W	111-99	Malone - 41	Ceballos - 20
4/15/97	A	W	127-122	Malone - 31	Kidd - 28
11/4/97	A	L	84-106	Malone - 22	K. Johnson - 23
2/26/98	H	W	108-97	Malone - 28	Kidd - 23
3/24/98	H	W	92-73	Malone - 19	Scott - 15
4/17/98	A	W	102-99	Malone - 29	Chapman - 25
2/11/99	A	W	82-74	Malone - 22	Gugliotta - 18
4/9/99	A	W	93-92	Malone - 31	Kidd - 19
4/21/99	A	W	82-91	Malone - 28	Kidd - 21
4/26/99	H	L	85-99	Malone - 21	Chapman - 23
12/27/99	H	W	92-91	Malone - 28	Chapman - 29
3/10/00	A	W	99-96	Malone - 29	Hardaway - 28
4/6/00	H	W	105-85	Malone - 19	Hardaway - 13
4/26/00	A	W	96-82	Malone - 32	Hardaway - 16
1/21/01	H	W	109-98	Malone - 30	Rogers - 27
2/25/01	A	L	80-90	Malone - 22	Marion - 24
3/9/01	H	W	107-95	Malone - 30	Marion - 22
4/18/01	A	L	93-98	Ostertag - 25	Delfy/Rogers - 14
11/26/01	H	L (OT)	104-111	Malone - 27	Marbury - 33
11/30/01	A	L	76-98	Malone - 15	Rogers - 23
1/8/02	H	W	98-84	Malone/Padgett - 17	Marion/Rogers - 17
4/1/02	A	W	97-96	Malone - 26	Marbury/Marion - 24
11/19/02	H	W	99-76	Malone - 23	Marbury - 18
1/9/03	H	W	99-93	Malone - 22	Marbury - 29
1/12/03	A	L	99-107	Harping/Malone - 26	Marbury - 29
3/19/03	A	W	99-96	Malone - 34	Marion - 22
11/5/03	H	W	91-80	Harping - 21	Marion - 20
2/7/04	A	W	96-92	Kierulko - 31	Stoudemire - 20
3/12/04	A	W	99-90	Grinick - 23	Stoudemire - 26
4/14/04	H	L	84-89	Lopez - 25	Stoudemire - 29
11/30/04	H	L	102-115	Malone - 27	Stoudemire - 29
12/15/04	A	L	86-108	Okur - 19	Stoudemire - 29
1/12/05	H	W	115-108	Okur - 21	Richardson - 24
2/14/05	A	L	128-136	Bell - 22	Stoudemire - 42
11/5/05	H	L	88-97	Grinick - 17	Marion - 20
11/18/05	A	L	94-102	Okur - 29	House - 31
3/21/06	H	W	107-99	Okur - 24	Nash - 20
11/3/06	A	W	108-104	Boozer - 21	Barbosa - 22
11/18/06	H	W (OT)	120-117	Williams - 25	Marion - 35
2/3/07	A	W	108-105	Okur - 29	Stoudemire - 28
4/14/07	H	L	98-126	Okur - 20	Barbosa - 28
12/12/07	A	L	98-103	Boozer - 22	Nash - 29
1/10/08	H	W	108-86	Okur - 22	Barbosa - 25
3/7/08	A	W	126-118	Okur/Williams - 25	Stoudemire - 37
11/17/08	H	W	109-97	Boozer/Miles - 21	Stoudemire - 30
12/6/08	A	L	104-106	Miles/Millsap - 20	Barbosa - 25
3/2/09	A	L	114-118	Williams - 25	Hill - 26
3/28/09	H	W (OT)	104-99	Okur - 26	Nash - 20
1/25/10	H	W	124-115	Kierulko - 25	Dragic - 32
3/4/10	A	W	116-108	Williams - 27	Stoudemire - 30
3/19/10	A	L	100-110	Boozer - 23	Stoudemire - 44
4/14/10	H	L	86-100	Williams - 24	Stoudemire - 20
10/28/10	H	L	94-110	Jefferson - 20	Nash/Warlick - 18
2/11/11	H	L	83-95	Miles/Williams - 19	Nash - 18
2/15/11	A	L	101-102	Jefferson - 22	Frye - 31
3/14/12	A	L	111-120	Jefferson/Millsap - 18	Frye - 26
4/4/12	H	L	105-107	Millsap - 25	Redd - 19
4/24/12	H	W	100-88	Millsap - 26	Dudley/Redd - 15
11/10/12	H	W	94-81	Jefferson - 27	Scota - 21
12/14/12	A	L	84-99	Jefferson - 14	Dudley - 22
4/13/13	A	W	87-80	Jefferson - 21	Gortall - 18
2/27/13	H	W	103-88	Hayward/Jefferson - 25	W. Johnson - 22
11/1/13	A	L	84-87	Kanter - 20	Bleesee - 18
11/29/13	H	L	101-112	Williams - 18	Mark Morris - 23
11/30/13	A	W	112-104	Burke - 20	Dragic - 24
2/26/14	H	W	109-86	Hayward/Jefferson - 17	Green - 17
11/1/14	H	W	118-91	Favors - 32	G. Green - 16
2/6/15	A	L	93-100	Hayward - 24	Mark Morris - 34
4/4/15	A	L	85-87	Hayward - 21	G. Green - 24

OPPONENTS

*Alternate Site Home Games:

Jazz

Las Vegas, NV (11/29/83)

Tokyo, Japan (11/2/90)

Suns

Tokyo, Japan (11/3/90)

PORTLAND TRAIL BLAZERS



One Center Court, Suite 200
Portland, OR 97227
(503) 234-9291
www.trailblazers.com

2015-16 SCHEDULE

Wed, Nov. 4	PORTLAND	7 p.m. MT	(ROOT)
Thu, Dec. 31	PORTLAND	7 p.m. MT	(ROOT)
Wed, Jan. 13	@ Portland	8 p.m. MT	(ROOT)
Sun, Feb. 21	@ Portland	7 p.m. MT	(ROOT)

2014-15 RESULTS (2-2)

2/3/15	@ Portland	L	102-103
2/20/15	PORTLAND	W	92-76
3/25/15	PORTLAND	L	89-92
4/11/15	@ Portland	W	111-105

JAZZ VS. TRAIL BLAZERS ALL-TIME

All-Time	Total	Home	Road
Jazz Record:	95-78	67-19	28-59
As New Orleans Jazz ('74-'79):	11-9	9-1	2-8
As Utah Jazz ('79-pres.):	84-69	58-18	26-51
At Vivint Smart Home Arena ('91-pres.):	35-12		
At Moda Center ('95-pres.):	15-25		
In Overtime:	4-3	3-2	1-1

JAZZ VS. TRAIL BLAZERS SERIES RECORDS

	Streak	Last Jazz Win	Last Jazz Loss
Overall:	Won 1	4/11/15 @ Portland (111-105)	3/25/15 @ Utah (89-92)
Home:	Lost 1	2/20/15 (92-76)	3/25/15 (89-92)
Road:	Won 1	4/11/15 (111-105)	2/3/15 (102-103)

	Biggest Jazz Win	Biggest Jazz Loss
Home:	38 (145-107), 4/11/85	15 (92-107), 10/18/79
Road:	21 (112-91), 4/18/12	34 (84-118), 2/15/81

	Jazz	Trail Blazers
Longest Series Win Streak:	6 (4/19/88-12/28/89)	5 (12/6/13-2/3/14)
Most Points Scored:	145, @ Utah, 4/11/85	137, @ Portland, 12/7/82
Fewest Points Scored:	70, @ Portland, 3/6/04	71, @ Utah, 1/29/03
High Scorer:	47, Karl Malone @ Utah, 12/26/95	42, Clyde Drexler @ Utah, 4/14/88
High Rebounder:	25, Mark Eaton @ Utah, 3/15/89	20, Marcus Camby @ Portland, 12/30/10
High Assists:	26, John Stockton @ Utah, 4/14/88	19, Terry Porter @ Utah, 4/14/88

JAZZ VS. TRAIL BLAZERS ALL-TIME IN PLAYOFFS (1988, 1991, 1992, 1996, 1999, 2000)

All-Time	Series	Total	Home	Road
Jazz Record:	2-4	12-19	11-4	1-15
In First Round:	2-0	6-3	5-0	1-3
In Conf. Semifinals:	0-3	4-12	4-3	0-9
In Conf. Finals:	0-1	2-4	2-1	0-3
w/ home court:	1-1			
w/o home court:	1-3			
At Vivint Smart Home Arena:		8-3		
At Moda Center:		0-8		
In Overtime:		0-2	--	0-2

DIRECTORY

Owner Paul Allen
 President & CEO Chris McGowan
 President of Basketball Operations Neil Olshey
 Assistant General Managers Bill Branch, Steve Rosenberry
 Head Coach Terry Stotts (8th NBA season, 253-276, .478)
 (4th Season w/ Portland, 138-208, .561)
 Assistant Coaches Jay Triano, David Vanterpool,
 Nate Tibbetts, Jim Moran, Dale Osbourne
 Director of Player Health and Performance Chris Stackpole
 Head Athletic Trainer Geoff Clark
 Vice President of Basketball Communications Jim Taylor
 Basketball Communications Director Collin Romer

GENERAL INFORMATION

Home Court Moda Center (19,441), opened in 1995
 Team Colors Scarlet, Black and White
 Radio Rip City Radio (620 AM): Brian Wheeler, Antonio Harvey
 Television ... KGW (Ch. 8), Comcast SportsNet: Mike Barrett, Mike Rice

BACKGROUND

Founded 1970-71
 NBA Titles One (1976-77)
 2014-15 Record 51-31 (.622), Northwest Division Champions
 2015 Playoffs 1-4, Lost to Memphis (1-4) in First Round

PORTLAND TRAIL BLAZERS

DATE	H/A	W/L	SCORE	UTA HIGH SCORER	POR HIGH SCORER
11/10/74	H	W	102-101	Maravich - 30	Walton - 25
11/30/74	A	L	85-117	James - 18	Johnson/Neal - 23
1/5/75	A	L	102-111	Coleman - 21	Wicks - 24
2/20/75	H	W	114-102	Maravich - 32	Wicks - 25
10/28/75	H	W	99-90	Nelson - 19	Petrie - 24
11/11/75	A	L	104-106	Maravich - 27	Johnson/Petrie - 19
12/20/75	A	W	105-97	Bibby - 24	Petrie - 22
3/12/76	H	W	110-101	Maravich - 27	Wicks - 25
11/16/76	H	W	100-98	Maravich - 35	Walton - 21
1/7/77	A	L	118-130	Maravich - 28	Davis/Lucas - 18
3/15/77	A	L	104-131	Maravich - 27	Hollins - 22
3/22/77	H	W	106-95	Maravich - 31	Lucas - 29
1/8/78	A	L	100-122	Robinson - 19	Hollins - 27
1/20/78	A	L	101-100	James - 26	Walton - 24
3/17/78	H	W	94-82	Robinson - 27	Lucas - 21
3/14/78	A	W	109-103	James - 26	Owens - 22
11/14/78	A	L	103-123	McElroy - 23	Lucas - 22
1/19/79	H	W	107-101	Maravich - 33	Brewer - 26
2/13/79	A	L	101-120	McElroy - 27	Hollins - 28
3/7/79	H	L	102-103	Goodrich - 22	Brewer - 21
10/12/79	A	L	85-101	Dantley - 26	Owens - 29
10/18/79	H	L	92-107	Dawkins - 30	Brewer/Owens - 21
12/6/79	H	W (OT)	87-92	Dantley - 34	Washington - 16
1/4/80	A	L	97-115	Furlow - 25	Owens - 28
2/29/80	A	W	91-87	Dantley - 23	Natt - 20
3/6/80	H	W	117-110	Dantley - 30	Brewer - 26
10/10/80	H	W	96-86	Dantley - 36	Brewer - 26
11/1/80	A	W	95-87	Griffith - 30	Thompson - 31
1/3/81	H	W	109-103	Dantley - 36	Thompson - 21
2/15/81	A	L	84-118	Dantley - 18	Bates - 25
3/1/81	A	L	97-108	Dantley - 25	Ransay - 29
11/6/81	A	L	109-119	Dantley - 26	Thompson - 30
12/27/81	H	L	93-103	Dantley - 25	Thompson - 30
2/3/82	H	W	122-118	Dantley - 34	Ransay - 20
3/5/82	A	L	100-121	Dantley/Griffith - 16	Bates - 29
3/19/82	H	L (OT)	129-131	Dantley - 35	Thompson - 30
12/2/82	H	W	119-112	Dantley - 37	Natt - 29
1/2/83	A	L	121-137	Dantley - 36	J. Passon - 32
1/27/83	A	L	106-120	Anderson/Griffith - 20	J. Passon - 22
2/18/83	H	W	97-101	Drew - 27	J. Passon - 32
3/7/83	A	W	110-105	Drew - 31	J. Passon - 27
11/12/83	H	W	136-122	Dantley - 34	Jo. Passon - 33
11/15/83	A	L	112-114	Drew - 31	Cooper - 26
12/7/83	H	W	116-111	Dantley - 32	Thompson - 21
12/12/84	A	W	114-112	Drew - 23	J. Passon - 26
3/13/84	H*	W	124-119	Dantley - 39	Carr/Thompson - 21
11/15/84	A	L	120-129	Dantley - 39	Vandeweghe - 30
1/18/85	H	W	127-122	Dantley - 42	Vandeweghe - 29
2/5/85	A	L	106-126	Dantley - 22	Thompson - 21
3/3/85	A	L	93-121	Bailey - 20	Colter - 25
11/1/85	H	W	145-107	Dantley - 23	Kersey - 19
11/2/85	A	L	108-128	Hansen - 20	Vandeweghe - 25
11/15/85	H	W	133-118	Dantley - 41	Thompson - 20
12/11/85	H	W	119-111	Dantley - 36	Drexler - 19
3/8/86	A	L	90-104	Malone - 24	Vandeweghe - 21
4/5/86	H	W	114-103	Dantley - 33	Vandeweghe - 34
11/1/86	H	W	119-110	Bailey/Malone - 24	Bowie - 31
11/16/86	A	L	103-124	Stockton - 16	Vandeweghe - 32
1/13/87	A	L	113-121	Malone - 38	Johnson - 25
1/29/87	H	W	120-114	Malone - 21	Vandeweghe - 33
4/17/87	A	L	101-111	Malone - 22	Drexler - 27
1/13/88	H	W	116-104	Malone - 31	Johnson - 22
2/4/88	A	W	126-123	Malone - 41	Duckworth - 28
2/15/88	H	W	112-94	Bailey - 32	Duckworth - 31
4/14/88	H	L	123-128	Malone - 39	Drexler - 42
4/19/88	A	W	129-122	Malone - 38	Drexler - 35
11/17/88	H	W	123-99	Griffith - 40	Drexler - 24
1/17/89	A	W	111-110	Malone - 26	Kersey - 23
3/15/89	H	W	102-95	Malone - 30	Drexler - 31
4/15/89	A	W	99-95	Malone - 25	Porter - 24
12/28/89	H	W	113-109	Stockton - 33	Porter - 24
1/5/90	A	L	89-118	Stockton - 18	Drexler - 25
1/30/90	A	L	98-122	Malone - 30	Drexler - 25
3/1/90	H	W	119-102	Stockton - 26	Duckworth/Kersey - 21
12/2/90	A	L	97-101	K. Malone - 36	Williams - 23
1/31/91	H	L	105-91	K. Malone - 24	Duckworth - 17
2/15/91	A	L	105-117	K. Malone - 42	Porter - 22
3/15/91	H	L	96-106	Bailey - 25	Drexler - 26
1/2/92	H	W	107-103	K. Malone - 30	Drexler - 21
2/24/92	A	L	107-110	K. Malone - 30	Drexler - 24
3/21/92	H	W	95-77	K. Malone - 22	Drexler - 26
4/2/92	A	L	86-118	J. Malone - 17	Drexler - 33
1/2/93	A	W	110-102	K. Malone - 29	Duckworth - 27
1/24/93	H	L	113-124	K. Malone - 42	Drexler - 28
4/6/93	A	L	95-110	K. Malone - 25	Porter - 25
4/15/93	H	W (OT)	122-117	K. Malone - 38	C. Robinson - 40

DATE	H/A	W/L	SCORE	UTA HIGH SCORER	POR HIGH SCORER
1/2/94	A	W	92-90	K. Malone - 25	C. Robinson - 22
11/30/94	H	W	128-114	K. Malone - 30	Strickland - 22
3/9/94	A	L	99-122	K. Malone/Stockton - 14	Strickland - 27
4/21/94	H	W	122-111	Homacek - 23	Drexler - 31
11/29/94	A	W	105-94	Malone - 30	Drexler/Robinson - 26
12/12/94	H	W	101-89	Malone - 27	Strickland - 17
2/4/95	A	L	101-114	Malone - 26	Strickland - 20
3/4/95	H	W	98-81	Malone - 30	J. Robinson - 23
11/5/95	A	L	105-109	Malone - 26	C. Robinson - 25
12/26/95	H	W	114-104	Malone - 47	Strickland - 27
1/23/96	H	W	96-72	Malone - 29	Strickland - 18
1/31/96	A	W	98-94	Malone - 28	C. Robinson - 33
12/26/96	H	W	99-94	Malone - 24	Sabonis - 26
1/19/97	A	L	96-102	Malone - 22	Anderson - 26
2/1/97	A	L	110-86	Malone - 24	Anderson - 15
2/28/97	A	L	105-115	Malone - 30	Anderson - 30
12/5/97	A	L	77-94	Malone - 24	Grant - 15
12/27/97	H	L	91-102	Malone - 24	Sabonis - 25
1/16/98	A	L	86-96	Malone - 23	Rider - 28
4/1/98	H	W	98-89	Homacek - 31	Stoudamire - 22
3/2/99	A	L (OT)	100-102	Homacek - 23	R. Wallace - 22
3/12/99	A	W	91-77	Malone - 21	Stoudamire - 20
4/23/99	H	W	96-85	Malone - 25	Jackson - 13
11/9/99	H	W	92-87	Malone - 24	Smith - 26
1/27/00	A	L	75-85	Malone - 15	O'Neal - 14
2/27/00	A	L	92-101	Malone/Russell - 23	Sabonis/Wallace - 17
4/10/00	H	L	86-90	Malone - 29	Grant/Smith - 16
12/28/00	H	L (OT)	102-103	Russell - 20	Stoudamire - 32
2/22/01	A	W	90-84	Malone/Marshall - 22	Wallace - 32
3/16/01	A	L	87-90	Marshall - 24	Pippen - 20
3/22/01	H	L	99-101	Manning - 25	Pippen - 25
11/6/01	A	L	83-101	Malone - 15	Wallace - 26
12/14/01	H	W	93-85	Marshall - 20	Wallace - 18
12/27/01	A	W	99-87	Stockton - 20	Stoudamire - 22
2/2/02	H	W	97-96	Malone - 24	Wells - 24
12/27/02	A	L	98-103	Harping - 20	Pippen - 23
1/29/03	H	W	95-71	Harping - 21	Randolph - 15
2/12/03	A	L	94-85	Marshall - 25	Wallace - 24
4/3/03	A	W	93-88	Malone - 21	Wallace - 23
10/29/03	H	W	99-92	Arroyo - 18	Randolph - 22
2/6/04	H	L	73-87	Kirilenko - 10	Randolph - 19
2/10/04	A	W	86-81	Arroyo/Kirilenko - 20	Anderson - 21
3/6/04	A	L	70-91	Bell - 21	Randolph - 23
12/10/04	H	W (OT)	92-87	Boozer - 29	Randolph - 23
12/12/04	A	L	88-88	Boozer/Harping - 17	Randolph - 23
4/5/05	H	W	90-79	Harping - 17	3 players - 13
4/17/05	A	L	82-100	Okur/Snyder - 15	Patterson - 23
12/4/05	A	W	98-93	Okur - 28	Patterson/Telfair - 19
12/14/05	H	W	82-77	Kirilenko/Okur - 21	Randolph - 18
4/1/06	A	W	102-89	Kirilenko - 23	Randolph - 24
4/8/06	H	W	110-93	Harping - 29	Randolph - 28
12/30/06	H	W	96-86	Okur - 20	Randolph - 34
2/20/07	A	L	100-103	Okur - 25	Roy - 27
4/4/07	A	L	89-94	Boozer - 21	Roy - 29
4/16/07	H	W	130-93	Boozer - 26	Outlaw - 26
12/11/07	H	L	89-97	Boozer - 29	Webster - 25
12/14/07	A	L	91-99	Boozer - 22	Roy - 29
12/31/07	H	W	111-101	Boozer - 19	Aldridge - 36
1/5/08	A	L	89-103	Williams - 23	Webster - 26
11/5/08	H	W	103-96	Okur - 22	Aldridge/Roy - 18
2/11/08	H	W	97-88	Okur - 27	Roy - 33
3/1/09	A	L	108-122	Williams - 35	Roy - 30
3/31/09	A	L	104-125	Boozer - 20	Aldridge - 26
11/28/09	H	W	108-92	Boozer - 26	Roy - 19
1/27/10	A	W	106-95	Williams - 24	Aldridge - 25
2/3/10	H	W	118-105	Okur - 28	Aldridge - 27
2/21/10	A	W (OT)	93-89	Boozer - 22	Roy - 23
11/20/10	A	W	103-94	Miles - 25	Aldridge - 24
2/1/11	H	L	91-96	Williams - 17	Aldridge - 26
12/30/10	A	L	89-100	Williams - 19	Mathews - 30
4/7/11	H	L	87-98	Williams - 26	Wallace - 29
1/30/12	H	W	93-89	Milap - 19	Aldridge - 25
4/2/12	A	W	102-97	Milap - 31	Mathews - 33
4/18/12	A	W	112-91	Harris - 27	Mathews - 21
4/26/12	H	W	96-94	Burks - 18	Hickson - 20
2/1/13	H	W	86-77	Jefferson - 27	O. Lillard - 25
2/2/13	A	L	99-105	Foye - 23	Lillard - 23
3/29/13	A	W	105-95	Mo Williams - 28	Lillard - 24
4/1/13	H	W	112-102	Jefferson - 24	Mathews - 23
12/6/13	A	L	98-130	Burks - 16	Mathews - 24
12/9/13	H	L	94-105	Burks - 20	Aldridge - 23
2/21/14	A	L	94-102	Kanter - 25	Lillard - 28
4/11/14	H	L	99-111	Favors - 21	Mathews - 21
2/2/15	A	L	102-103	Hayward - 27	O. Lillard - 25
2/15/15	H	W	92-76	Hayward - 20	D. Lillard - 19
3/25/15	H	L	89-92	Favors - 26	D. Lillard - 23
4/11/15	A	W	111-105	Booker - 36	D. Lillard - 28

OPPONENTS

*Alternate Site Home Games:

Jazz
Las Vegas, NV (3/13/84)

Trail Blazers
none



2015-16 SCHEDULE

Tue, Dec. 8	@ Sacramento	8 p.m. MT	(ROOT/NBA TV)
Thu, Jan. 14	SACRAMENTO	7 p.m. MT	(ROOT)
Sun, March 13	@ Sacramento	7 p.m. MT	(ROOT)

2014-15 RESULTS (3-1)

12/8/14	@ Sacramento	L	92-101
2/7/15	SACRAMENTO	W	102-90
4/5/15	@ Sacramento	W	101-95
4/8/15	SACRAMENTO	W	103-91

JAZZ VS. KINGS ALL-TIME

All-Time	Total	Home	Road
Jazz Record:	98-79	64-25	34-54
As New Orleans Jazz (*74-79):	10-10	9-1	1-9
As Utah Jazz (*79-pres.):	88-69	55-24	33-45
vs. KC-Omaha Kings (*74-75):	2-2	2-0	0-2
vs. Kansas City Kings (*85-85):	21-31	18-8	3-23
vs. Sacramento Kings (*85-pres.):	75-46	44-17	31-29
At Vivint Smart Home Arena (*91-pres.):	31-15		
At Sleep Train Arena (*88-pres.):	24-27		
In Overtime:	8-6	6-4	2-2

JAZZ VS. KINGS SERIES RECORDS

	Streak	Last Jazz Win	Last Jazz Loss
Overall:	Won 3	4/8/15 @ Utah (103-91)	12/8/14 @ Sacramento (92-101)
Home:	Won 3	4/8/15 (103-91)	12/7/13 (102-112 OT)
Road:	Won 1	4/5/15 (101-95)	12/8/14 (92-101)

	Biggest Jazz Win	Biggest Jazz Loss
Home:	42 (130-88), 1/25/95	24 (90-114), 1/26/02
Road:	34 (107-73), 12/3/88	36 (83-119), 11/15/05

	Jazz	Kings
Longest Series Win Streak:	14 (4/12/94-4/20/97)	8 (3/16/79-10/11/80)
Most Points Scored:	134, @ New Orleans, 1/27/78	139, @ Kansas City, 1/7/83
Fewest Points Scored:	78, @ Sacramento, 2/5/06	73, @ Sacramento, 12/3/88
High Scorer:	51, Pete Maravich @ New Orleans, 12/14/76	45, Scott Wedman @ Utah, 1/2/80
High Rebounder:	23, Rich Kelley @ New Orleans, 3/16/79	19, Ron Behagen @ Omaha, 11/3/74
		LaSalle Thompson @ Sacramento, 12/6/86
High Assists:	19, John Stockton (4), last @ Sacramento, 1/5/91	14, Phil Ford @ Kansas City, 12/18/81
		Ray Williams @ Kansas City, 1/7/83
		Ray Williams @ Utah, 1/11/83

JAZZ VS. KINGS ALL-TIME IN PLAYOFFS (1999, 2002, 2003)

All-Time	Series	Total	Home	Road
Jazz Record:	1-2	5-9	3-4	2-5
In First Round:	1-2	5-9	3-4	2-5
In Conf. Semifinals:	--	--	--	--
In Conf. Finals:	--	--	--	--
w/ home court:	1-0			
w/o home court:	0-2			
At Vivint Smart Home Arena:		3-4		
At Sleep Train Arena:		2-5		
In Overtime:		1-1	1-0	0-1

One Sports Parkway
Sacramento, CA 95834

(916) 928-0000
www.kings.com

DIRECTORY

Owner	Vivek Ranadivé
Vice President of Basketball Operations and General Manager	
.....	Vlade Divac
President	Chris Granger
President, Business Operations	Matina Kolokotronis
Chief Financial Officer	John Rinehart
Assistant General Manager	Mike Bratz
Head Coach	George Karl
.....	(27th NBA season, 1142-775, .596)
.....	(2nd Season w/ Sacramento, 11-19, .367)
Assistant Coaches	Chad Iske, John Welch, Corliss Williamson,
.....	Vance Walberg, Anthony Carter, Nancy Lieberman
Director of Player Personnel and Development	Peja Stojakovic
Director, Sports Science	Chip Schaefer
Director, Sports Medicine	Pete Youngman
Head Athletic Trainer	Manny Romero
Director, Media Relations	Chris Clark
Director, Basketball Information	Darryl Arla
Coordinator, Media Relations	Rahsaan Gethers

GENERAL INFORMATION

Home Court	Sleep Train Arena (17,317), opened in 1988
Team Colors	Black, Purple and Silver
Radio	KHTK (1140 AM): Gary Gerould
Television	Comcast SportsNet: Grant Napear,
.....	Jerry Reynolds, Kayte Christensen

BACKGROUND

Founded	1948-49, Rochester Royals; 1957-58,
.....	Cincinnati Royals; 1972-73,
.....	Kansas City-Omaha Kings; 1975-76,
.....	Kansas City Kings; 1985-86, Sacramento Kings
NBA Titles	One (1950-51)
2014-15 Record	29-53 (.354), 4th in Pacific Division
2015 Playoffs	Did Not Qualify

SACRAMENTO KINGS

DATE	H/A	W/L	SCORE	UTA HIGH SCORER	SAC HIGH SCORER	DATE	H/A	W/L	SCORE	UTA HIGH SCORER	SAC HIGH SCORER
11/5/74	A*	L	97-115	Maravich - 26	Archibald - 30	1/16/93	H	W	108-107	K. Malone - 30	Simmons - 33
2/28/75	H	W (OT)	114-107	Maravich - 34	Archibald - 38	2/9/93	A	W	119-114	K. Malone - 36	Tisdale - 31
3/20/75	A	L	95-101	Williams - 24	Archibald - 31	2/27/93	H	L	117-121	J. Malone/K. Malone - 24	Williams - 37
3/25/75	H	W	112-110	Maravich - 36	Archibald - 40	4/20/93	A	L	92-101	K. Malone - 25	Simmons - 24
11/28/75	A	L	97-98	Behagen - 25	Archibald - 31	1/21/94	A	W	112-83	K. Malone - 20	Richmond - 18
1/3/76	H	W	120-95	Williams - 23	Wedman - 19	2/18/94	A	L	81-90	K. Malone - 19	Richmond - 27
1/8/76	H	W	107-97	Maravich - 37	Hansen - 26	4/12/94	H	W	128-91	K. Malone - 21	Richmond - 20
2/6/76	H	W	108-101	Maravich - 31	Walker - 22	4/19/94	A	W	115-108	K. Malone - 30	Webb - 28
12/14/76	H	W	120-117	Maravich - 51	Taylor/Washington - 19	11/27/94	A	W	94-89	Malone - 25	Richmond - 25
1/26/77	A	L	95-101	Maravich - 35	Boone - 25	1/25/95	H	W	130-88	Malone - 25	Richmond - 18
3/1/77	A	L	104-126	McElroy - 32	Taylor - 26	3/7/95	A	W (OT)	102-95	Malone - 33	Williams - 31
3/25/77	H	W (OT)	100-94	Maravich - 44	Boone - 24	3/10/95	H	W	110-93	Malone - 22	Richmond - 19
11/2/77	H	W	102-104	Maravich - 33	Washington - 22	11/22/95	H	W	116-95	Malone - 25	Grant/Richmond - 21
11/2/77	H	W	115-106	Maravich - 41	Birdsong - 23	4/5/96	A	W	112-97	Stockton - 30	Richmond - 28
12/17/77	A*	L	92-95	Maravich - 34	Allen - 27	3/7/96	H	W	107-92	Malone - 35	Webster - 27
1/2/78	H	W	134-117	Maravich - 31	Allen - 27	4/20/96	H	W	104-92	Malone - 18	Foster - 9
10/25/78	A	L	109-114	Robinson - 37	Wedman - 22	11/13/96	H	W	105-74	Malone - 22	Richmond - 16
12/16/78	A	L	100-128	McKinney - 24	McKinney - 24	2/11/97	A	W	120-98	Malone - 30	Richmond - 34
1/23/79	H	W	118-116	McElroy - 40	Birdsong - 28	4/2/97	H	W	118-87	Malone - 23	Richmond - 34
3/16/79	H	L	112-120	Haywood - 33	Lacy - 22	4/20/97	A	W	113-109	Malone - 18	Abdur-Rauf - 34
10/31/79	A	L	108-125	Dantley - 32	Birdsong - 31	11/20/97	A	L	95-97	Malone - 32	Richmond - 22
12/14/79	A	L	87-103	Dantley - 24	Wedman - 24	12/19/97	A	L	101-113	Malone - 27	Williams - 27
1/2/80	H	L (OT)	121-128	Dantley - 36	Wedman - 45	3/1/98	H	W	110-95	Malone - 25	Richmond/Williamson - 21
1/24/80	H	L	88-110	Furlow - 20	Wedman - 20	4/16/98	H	W	99-86	Malone - 21	Wahad/Williamson - 14
1/26/80	A	L	107-112	Bossell - 25	Birdsong - 25	2/15/99	H	W (OT)	120-112	Malone - 26	Webster - 26
3/21/80	H	L	98-102	Poquette - 20	Birdsong - 21	3/30/99	A	L (OT)	101-104	Malone - 20	Maxwell - 33
11/10/80	A	L	91-98	Dantley - 33	Wedman - 26	4/13/99	A	W (OT)	105-100	Malone - 30	Williamson - 22
11/4/80	H	W	107-104	Dantley - 33	Wedman - 28	11/12/99	A	L	92-105	Malone - 20	Webster - 20
1/2/81	A	L	95-101	Dantley - 28	Ford - 22	1/22/00	A	W	104-101	Malone/Russell - 24	J. Williams - 22
1/10/81	H	L	92-99	Dantley - 25	King - 28	2/17/00	H	W	119-108	Malone - 35	Webster - 22
2/11/81	A	L	87-99	Dantley - 30	Birdsong - 26	4/19/00	H	W	95-86	Hamack/Malone - 18	D. Martin - 16
3/24/81	H	L	92-105	Dantley - 32	Birdsong - 30	2/13/01	H	L (OT)	94-97	Malone - 28	Webster - 34
12/11/81	H	W	122-102	Dantley - 37	S. Johnson - 22	2/18/01	A	W	94-90	Marshall - 31	Stojakovic - 27
12/18/81	A	L	95-100	Dantley - 29	Robinson - 29	3/11/01	A	L	90-105	Starks - 21	Stojakovic - 31
2/12/82	A	W	129-114	Dantley - 27	Drew - 17	4/5/01	H	L	86-92	Malone - 21	Webster - 26
3/2/82	H	L	117-125	Dantley/Green - 34	3 players - 19	1/24/02	A	L	80-113	Malone - 14	Webster - 24
4/2/82	H	W	127-118	Dantley - 42	3 players - 23	1/26/02	H	L	90-114	Malone - 17	Stojakovic - 25
4/9/82	A	L	98-115	Wilkins - 37	Griffin - 23	2/5/02	H	L	81-107	3 players - 11	Stojakovic - 19
12/20/82	H	W (OT)	119-117	Wilkins - 35	E. Johnson - 39	4/25/02	H	L	109-117	Marshall - 32	Webster - 28
12/26/82	A	L	118-120	Griffin - 26	E. Johnson - 27	12/14/02	H	L	96-98	Kirienko - 18	Webster - 27
1/7/83	A	L	117-139	Griffin - 27	S. Johnson - 34	1/28/03	A	W	102-92	Malone - 29	Stojakovic - 32
1/11/83	H	W	106-98	Green - 27	S. Johnson - 27	3/7/03	H	L (OT)	105-108	Malone - 25	Bibby/Webster - 24
4/8/83	A	L	97-112	Drew - 24	S. Johnson - 25	4/16/03	A	L	84-95	Harping/Kirienko - 15	Webster - 15
4/9/83	H	L	102-108	Drew - 33	Williams - 23	11/18/03	H	L	110-118	Anoyo - 25	Stojakovic - 30
11/26/83	A	L	116-117	Dantley - 30	E. Johnson - 23	11/28/03	A	L	93-100	Bell - 17	Bibby - 25
12/3/83	H	W	112-107	Dantley - 31	E. Johnson - 34	12/10/03	A	L	89-98	Kirienko - 27	Stojakovic - 37
1/6/84	A	W	130-110	Dantley - 30	E. Johnson - 21	2/27/04	A	W	102-97	Kirienko - 24	Bibby - 26
2/16/84	A	L	98-121	Dantley - 26	E. Johnson - 26	12/31/04	H	L	102-109	Boozer - 25	Stojakovic - 26
3/27/84	H	W	110-106	Dantley - 31	E. Johnson - 22	1/13/05	A	L	93-107	Harping - 16	Stojakovic - 27
3/31/84	A	L	103-105	Dantley - 30	Theus - 22	4/18/05	H	W	92-82	Harping - 24	Bibby - 26
11/20/84	A	L	122-129	Griffin - 22	E. Johnson - 25	11/15/05	A	W	83-119	Palacio - 25	Bibby - 25
12/9/84	H*	W	123-120	Dantley - 38	Theus - 28	2/3/06	H	W	89-79	Kirienko - 24	Artest - 20
12/26/84	H	W	133-122	Dantley - 41	Thorpe - 28	2/5/06	A	L	78-96	Okur - 25	Bibby - 23
2/7/85	A	W	114-96	Dantley - 34	Drew - 21	3/25/06	H	L	89-91	Boozer - 19	Bibby - 24
3/15/85	H	W	115-112	Griffin - 32	E. Johnson - 30	11/22/06	A	W	110-101	Kooper - 32	K. Martin - 24
3/17/85	A	L	101-107	Dantley - 27	Thorpe - 25	12/15/06	H	L	97-98	Okur - 17	Abdur-Rahim - 21
11/16/85	A	W	100-96	Dantley - 36	Drew - 24	4/6/07	A	L	103-107	Okur - 24	K. Martin - 21
1/31/86	H	W	113-101	Dantley - 33	Theus - 37	11/12/07	H	W	117-93	Boozer - 32	Salmons - 22
3/1/86	H	W	110-94	Dantley - 25	Theus - 17	12/4/07	A	L	107-117	Williams - 30	K. Martin - 25
3/4/86	A	L	92-94	Dantley - 22	Theus - 19	1/25/08	H	W	127-113	Boozer - 33	K. Martin - 32
4/9/86	H	L	108-113	Dantley - 45	M. Johnson - 26	2/8/08	A	L	104-117	Boozer - 23	K. Martin - 27
4/10/86	A	W	119-108	Bailey - 22	Thompson - 24	11/28/08	H	W	120-94	Okur - 20	Salmons - 20
12/6/86	A	W	114-111	Griffin/Tripucka - 20	Thompson - 26	12/2/08	A	W	99-94	Koner - 15	K. Martin - 22
2/1/87	A	W	121-113	Green - 24	E. Johnson - 29	2/6/09	A	W	111-107	Williams - 34	K. Martin - 37
2/3/87	H	W	101-95	Bailey - 25	Theus - 26	2/28/09	H	W	102-89	Brewer/Okur - 26	K. Martin - 19
3/12/87	A	W	113-109	Malone - 37	E. Johnson - 36	11/7/09	H	L	99-104	Williams - 29	Evans - 32
3/14/87	H	W	123-116	Malone - 29	Theus - 29	1/29/10	H	W	104-84	Milap - 32	Marlin - 33
4/6/87	H	L	104-110	Tripucka - 19	Thorpe - 24	2/26/10	A	L	99-103	Boozer - 17	Udonis - 25
11/17/87	H	W	121-100	Malone - 22	Theus - 28	11/22/10	H	W	94-83	Miles - 20	Cousins - 18
12/5/87	A	W	126-117	Bailey - 26	Theus - 33	2/7/11	A	W	107-104	Jefferson - 23	Cousins - 25
1/2/88	A	L	105-107	Malone - 26	Theus - 36	3/5/11	H	W (OT)	109-102	Jefferson - 27	Thornnton - 22
2/3/88	H	W	123-91	Malone - 25	Theus - 21	4/3/11	A	L	97-106	Milap - 21	Evans - 24
2/29/88	A	W	115-110	Malone - 41	Theus - 22	1/28/12	H	W	96-93	Hayward - 21	Evans - 31
3/24/88	H	W	117-97	Bailey - 38	K. Smith - 22	2/28/12	A	L	96-103	Harris - 18	Cousins - 22
11/9/88	H	W	105-81	Malone - 35	K. Smith - 22	3/22/12	A	W	103-102	Jefferson - 26	Evans - 25
12/3/88	A	W	107-73	Malone - 26	Malone - 26	3/20/12	A	L	103-104	Hayward - 19	Cousins - 27
12/28/88	H	W	96-80	Malone - 21	Berry/Del Negro - 15	11/23/12	H	W	104-102	Hayward - 23	Evans - 19
4/1/89	A	L	97-117	Malone - 27	R. Berry - 33	11/24/12	A	L	97-108	Foye - 17	Evans - 27
1/20/90	A	W	94-81	Stockton - 27	K. Smith - 16	2/4/13	H	W (OT)	98-91	Foye - 20	Thompson - 23
2/17/90	H	W	110-106	Malone - 41	A. Carr - 24	2/9/13	A	L	109-120	Burks - 26	Thomas - 25
3/17/90	A	L (OT)	109-122	Malone - 35	A. Carr - 29	12/11/13	H	L (OT)	102-112	Hayward - 22	Cousins - 28
3/19/90	H	W	105-97	Malone - 32	Tisdale - 32	12/11/13	A	W	122-101	Jefferson - 20	Cousins - 21
1/5/91	A	W	106-98	K. Malone - 26	Tisdale - 32	1/27/14	H	W	106-99	Favors - 17	Thompson - 19
1/25/91	A	W	105-83	K. Malone - 20	Simmons - 19	2/20/14	A	L	92-101	Hayward - 19	R. Gay - 20
3/28/91	A	L	96-116	K. Malone - 33	Spaworth - 27	2/7/15	H	W	102-90	Hayward - 30	D. Cousins - 27
4/16/91	H	W	111-101	K. Malone - 28	Carr - 35	4/5/15	A	W	101-95	Hood - 25	D. Cousins - 26
11/11/91	H	W	106-90	K. Malone - 29	Simmons - 33	4/8/15	H	W	103-91	Hood - 20	Casspi/Landry/McLemore - 16
1/29/92	A	W	124-105	J. Malone/K. Malone - 26	Simmons - 25						
2/5/92	A	L	98-100	K. Malone - 25	Richmond - 23						
3/12/92	A	W	114-103	K. Malone - 40	Richmond - 26						

OPPONENTS

*Alternate Site Home Games:

Jazz

Las Vegas (12/9/84)

Kings

Omaha, NE (11/5/74, 12/17/77)



2015-16 SCHEDULE

Mon, Dec. 14	@ San Antonio	6:30 p.m. MT	(ROOT)
Wed, Jan. 6	@ San Antonio	6:30 p.m. MT	(ROOT)
Thu, Feb. 25	SAN ANTONIO	8:30 p.m. MT	(ROOT/TNT)
Tue, April 5	SAN ANTONIO	7 p.m. MT	(ROOT)

2014-15 RESULTS (2-1)

12/8/14	SAN ANTONIO	W	100-96
1/18/15	@ San Antonio	L	69-89
2/23/15	SAN ANTONIO	W	90-81

JAZZ VS. SPURS ALL-TIME

All-Time	Total	Home	Road
Jazz Record:	76-97	56-30	20-67
As New Orleans Jazz ('74-79):	4-8	4-2	0-6
As Utah Jazz ('79-pres.):	72-89	52-28	20-61
At Vivint Smart Home Arena ('91-pres.):	26-21		
At AT&T Center ('02-pres.):	2-21		
In Overtime:	4-1	2-0	2-1

JAZZ VS. SPURS SERIES RECORDS

	Streak	Last Jazz Win	Last Jazz Loss
Overall:	Won 1	2/23/15 @ Utah (90-81)	1/18/15 @ San Antonio (69-89)
Home:	Won 2	2/23/15 (90-81)	12/14/13 (84-100)
Road:	Lost 8	1/20/10 (105-98)	1/18/15 (69-89)

	Biggest Jazz Win	Biggest Jazz Loss
Home:	30 (144-114), 12/13/79	26 (102-128), 11/25/92
Road:	14 (101-87), 2/28/99	33 (2), last (82-115), 4/17/06

	Jazz	Spurs
Longest Series Win Streak:	7 (3/26/93-4/14/94)	18 (4/15/00-1/10/05)
Most Points Scored:	153, @ New Orleans, 4/9/78	148, @ San Antonio, 2/10/80
Fewest Points Scored:	65, @ Utah, 2/2/04	64, @ Utah, 4/4/08
High Scorer:	47, Adrian Dantley @ Utah, 3/14/86	63**, George Gervin @ New Orleans, 4/9/78
High Rebounder:	22, Karl Malone @ San Antonio, 11/12/88	25, Artis Gilmore @ San Antonio, 1/17/87
High Assists:	28*, John Stockton @ Utah, 1/15/91	17, Johnny Moore @ San Antonio, 4/18/82
		John Lucas @ San Antonio, 3/22/84

Alternate Site Home Games: Las Vegas (12/9/83)

none

*most in Jazz history

**Jazz opponent record

JAZZ VS. SPURS ALL-TIME IN PLAYOFFS (1994, 1996, 1998, 2007, 2012)

All-Time	Series	Total	Home	Road
Jazz Record:	3-2	12-12	9-3	3-9
In First Round:	1-1	3-5	2-2	1-3
In Conf. Semifinals:	2-0	8-3	6-0	2-3
In Conf. Finals:	0-1	1-4	1-1	0-3
w/ home court:	1-0			
w/o home court:	2-2			
At Vivint Smart Home Arena:		9-3		
At AT&T Center:		0-5		
In Overtime:		1-0	1-0	--

One AT&T Court
San Antonio, TX 78219

(210) 444-5000
www.spurs.com

DIRECTORY

Chairman and CEO	Peter M. Holt
President of Basketball Operations/Head Coach	Gregg Popovich
(20th Season w/ San Antonio, 1022-470, 685)	
President of Sports Franchises/General Manager	R.C. Buford
Assistant General Managers	Scott Layden, Sean Marks
Assistant Coaches	Ime Udoka, Ettore Messina, James Borrego,
	Becky Hammon, Chip Engelland, Chad Forcier
Athletic Performance Coordinator	Anthony Falsone
Head Athletic Trainer	Will Sevensen
Senior Director of Communications	Tom James
Basketball Communications Manager	Kris Davis
Basketball Communications Coordinator	Jordan Howenstine

GENERAL INFORMATION

Home Court	AT&T Center (18,460), opened in 2002
Team Colors	Silver, Black and White
Radio	WOAI (1200 AM); Bill Schoening
Spanish Radio	KCOR (1350 AM-Spanish); Paul Castro
Television	KENS (Ch. 5), KMYS (Ch. 35),
	FOX Sports Southwest (Ch. 26); Bill Land,
	Sean Elliott, Andrew Monaco

BACKGROUND

Founded	1967-68, Dallas Chaparrals (ABA);
	1970-71, Texas Chaparrals (ABA);
	1971-72, Dallas Chaparrals (ABA);
	1973-74, San Antonio Spurs (ABA); joined NBA in 1976-77
NBA Titles	Five (last 2014-15)
2014-15 Record	55-27 (.671), 1-2nd in Southwest Division
2015 Playoffs	3-4, (Lost to LA Clippers 4-3) in First Round

SAN ANTONIO SPURS

DATE	H/A	W/L	SCORE	UTA HIGH SCORER	SAS HIGH SCORER
11/5/76	H	W	127-119	Maravich - 24	Kenon/Paultz - 22
12/11/76	A	L	106-121	Coleman - 21	Kenon - 30
2/20/77	A	L	109-129	Maravich - 29	Dietrick - 24
2/27/77	H	L	118-135	Maravich - 40	Paultz - 31
12/3/77	A	L	118-133	Maravich - 27	Gervin - 25
12/25/77	H	L	105-115	Maravich - 27	Gervin - 31
3/5/78	A	L	97-98	Robinson - 39	Kenon - 28
4/9/78	H	W	153-132	James - 30	Gervin - 63
11/10/78	H	W	113-102	Maravich - 41	Gervin - 34
1/3/79	A	L	97-123	Robinson - 29	Kenon - 35
3/15/79	H	W	124-122	Haywood - 30	Silas - 30
3/28/79	A	L	94-122	James - 25	Kenon - 24
12/13/79	H	W	144-114	Dantley - 36	Gervin - 34
2/10/80	A	L	128-148	Dantley - 32	Gervin - 36
10/29/80	H	W	109-96	Oliver - 16	Oliver - 16
11/15/80	A	L	104-120	Griffith - 29	Gervin - 23
12/9/80	H	L	90-115	Griffith - 21	Gervin - 31
12/27/80	A	L	117-142	Griffith - 33	Gervin - 34
3/17/81	A	L	86-94	Dantley - 24	Davis/Gervin - 23
3/26/81	H	L	97-98	Griffith - 28	Gervin - 21
12/12/81	A	L	97-111	Dantley - 33	Gervin - 40
12/15/81	H	W	108-103	Dantley - 30	Gervin - 26
1/6/82	H	W	130-115	Dantley - 31	Mitchell - 30
1/21/82	A	L	104-123	Dantley - 30	Gervin - 29
3/27/82	H	L	110-114	Griffith - 22	Gervin - 47
4/18/82	A	W	128-120	Green - 35	Gervin - 16
10/29/82	H	L	114-120	Dantley - 35	Gervin/Mitchell - 28
11/9/82	A	L	104-118	Griffith - 26	Mitchell - 25
12/17/82	A	L	103-110	Griffith - 28	Mitchell - 26
1/25/83	H	L	109-136	Griffith - 30	Gervin - 40
2/16/83	H	W	112-101	Drew/Griffith - 33	Mitchell - 26
4/15/83	A	L	118-121	Drew - 22	Mitchell - 23
11/5/83	H	W	124-118	Dantley/Griffith - 27	Gervin - 35
11/9/83	A	L	99-105	Drew - 28	Banks - 25
12/9/83	H	L	117-126	Drew - 35	Mitchell - 36
1/3/84	A	L	124-137	Dantley - 22	Gervin - 35
2/23/84	H	W (OT)	143-142	Dantley - 42	Mitchell - 41
3/22/84	A	L	126-129	Drew - 22	Mitchell - 39
11/7/84	H	W	136-124	Drew - 38	Gervin - 35
11/24/84	A	W	123-117	Griffith - 40	Gilmore - 27
1/15/85	A	L	101-121	Griffith - 22	Robertson - 27
2/2/85	H	W	105-104	Dantley - 20	Gervin - 33
3/29/85	H	W	114-109	Dantley - 27	Mitchell - 38
4/14/85	A	W	104-102	Bailey - 27	Mitchell - 31
10/29/85	A	L	112-124	Dantley - 30	Robertson - 23
10/30/85	H	W	102-100	Bailey - 20	Gilmore/Mitchell - 20
1/12/86	A	W	106-102	Bailey - 20	Mitchell - 22
2/3/86	H	L	104-112	Green - 25	Gilmore - 26
3/14/86	H	W	146-121	Dantley - 47	Mitchell - 34
3/29/86	A	W	110-102	Dantley - 30	Mitchell - 26
12/29/86	H	W	109-101	Hansen - 18	Dawkins - 19
1/30/86	A	L	109-115	Malone - 23	Thompson - 29
1/17/87	A	L	91-102	Bailey - 20	Robertson - 27
2/14/87	H	W	108-95	Malone - 21	Berry - 18
3/27/87	H	W	144-133	Malone/Griffith - 29	Nealy - 23
4/1/87	A	W	107-104	Malone - 26	Berry/Gilmore - 21
11/21/87	A	L	119-120	Griffith - 32	Berry - 22
12/8/87	A	L	100-105	Malone - 27	Brickowski - 27
1/22/88	H	W	119-106	Malone - 28	Wood - 24
3/5/88	H	W	125-106	Malone - 38	Mitchell - 23
3/19/88	A	L	110-113	Malone - 34	Nimphus - 25
4/16/88	H	W	107-82	Malone - 38	Mitchell/Nimphus - 14
11/12/88	A	W	105-96	Malone - 35	Dawkins - 30
11/25/88	H	W	115-95	Bailey - 30	Anderson - 24
1/12/89	H	W	115-91	Malone - 31	Brickowski - 16
1/25/89	A	W	107-103	Griffith - 27	Anderson - 25
2/18/89	H	W	107-93	Malone - 32	Brickowski - 22
3/18/89	A	L	98-114	Bailey - 22	Robertson - 27
11/10/89	H	W	106-92	Stockton - 31	Robertson - 27
12/23/89	A	L	98-115	Brown - 22	Cummings - 28
2/16/90	A	L	86-100	Malone - 28	Cummings - 27
3/3/90	H	W	112-98	Malone - 36	Cummings - 29
4/18/90	A	L	93-102	Stockton - 29	Robinson - 30
11/8/90	H	W	103-94	Stockton - 24	Cummings - 25
1/12/91	A	L	92-112	K. Malone - 22	Robinson - 22
1/15/91	H	W	124-102	K. Malone - 32	Robinson - 26
2/18/91	H	W	104-81	K. Malone - 26	Robinson - 26
3/11/91	A	L	96-105	K. Malone - 34	Robinson - 33
12/6/91	A	W	93-92	K. Malone - 31	Robinson - 31
1/22/92	H	W	100-98	K. Malone - 23	Anderson - 33
3/4/92	H	W	102-93	K. Malone - 26	Robinson - 28
3/14/92	A	L	106-113	Stockton - 24	Robinson - 27
4/19/92	A	W	101-90	K. Malone - 34	Cummings - 21
11/25/92	H	L	102-128	K. Malone - 32	Robinson - 25
12/8/92	A	L	103-121	Stockton - 19	Elliott - 32
1/5/93	H	W	113-87	J. Malone - 22	Carr - 21
1/7/93	A	L	99-109	Humphries - 19	Ellis - 33
3/26/93	A	W	104-98	J. Malone - 28	Carr - 21
3/31/93	H	W	93-85	K. Malone - 31	Robinson - 17

DATE	H/A	W/L	SCORE	UTA HIGH SCORER	SAS HIGH SCORER
12/13/93	H	W	102-87	K. Malone - 27	Robinson - 23
12/23/93	A	W	96-88	K. Malone - 26	Robinson - 27
2/23/94	H	W (OT)	106-102	K. Malone/Stockton - 31	Robinson - 25
3/2/94	A	W	106-96	K. Malone - 24	Robinson - 32
4/14/94	H	W	101-90	K. Malone - 23	Robinson - 31
11/9/94	A	L	101-109	Malone - 23	Robinson - 30
12/8/94	A	W (OT)	117-114	Malone - 28	Del Negro - 25
1/5/95	H	L	103-104	Malone - 29	Robinson - 25
2/14/95	A	L	96-112	Benoit/Malone - 24	Robinson - 29
2/16/95	H	W	120-113	Malone - 34	Elliott - 22
1/3/96	A	L	97-111	Morris - 22	Robinson - 31
1/12/96	H	L	94-101	Hornacek - 29	Robinson - 28
2/13/96	A	W (OT)	114-111	Malone - 21	Elliott - 29
4/8/96	H	L	91-92	Malone - 21	Elliott - 21
1/27/97	A	L	80-83	Malone - 15	A. Johnson - 22
2/18/97	H	W	113-105	Malone - 37	Wilkins - 32
3/29/97	A	W	115-102	Malone - 33	Wilkins - 26
4/7/97	H	W	116-93	Malone - 26	Alexander - 24
11/8/97	A	L	80-87	Malone - 26	Robinson - 28
11/22/97	H	W	103-74	Malone - 20	Robinson - 22
2/21/98	A	W	79-77	Malone - 24	Duncan - 29
2/22/98	A	L	96-88	Malone - 32	Duncan - 34
2/28/98	A	W	101-87	Malone - 30	Duncan - 21
4/20/99	H	L	69-83	Malone - 23	Duncan - 36
5/2/99	A	L	78-84	Malone - 24	Duncan - 26
11/15/99	H	W	91-85	Malone/Stockton - 20	Duncan - 32
1/10/00	A	L	86-93	Malone - 23	Duncan - 46
2/6/00	H	W	93-90	Malone - 25	Duncan - 32
4/15/00	A	L	83-106	Malone - 23	Robinson - 19
4/24/00	A	L	79-86	Malone - 15	Anderson/Duncan - 15
12/11/00	H	L	83-91	Malone - 19	Anderson - 18
1/27/01	H	L	86-99	Malone - 19	Duncan - 33
3/29/01	A	L	88-106	Malone - 24	Duncan - 29
12/15/01	A	L	80-100	Malone - 31	Duncan - 26
1/17/02	A	L	98-102	Malone - 30	Duncan - 35
1/23/02	H	L	92-98	Malone - 23	Smith - 29
4/17/02	H	L	84-86	Stockton - 23	Duncan - 26
4/24/02	A	L	85-107	Stockton - 13	Jackson - 17
1/24/03	H	L	90-91	Malone - 18	Duncan - 29
3/29/03	A	L	81-101	Ostertag - 16	Duncan - 30
4/14/03	H	L	83-91	Malone - 20	Parker - 25
11/10/03	A	L	78-87	Harping - 11	Ginobili - 18
1/31/04	A	L	81-85	Arroyo/Kienlenko - 13	Duncan - 33
2/2/04	H	L	65-83	Kienlenko - 10	Duncan - 31
2/2/04	H	L	81-94	Grick - 22	Brown - 18
11/27/04	A	L	76-109	Harping - 15	Reed - 16
1/10/05	H	W	97-96	Okur - 23	Duncan - 24
3/6/05	A	L	94-101	McLeod - 18	Ginobili - 31
4/13/05	H	W	93-91	Okur - 25	Ginobili - 21
1/30/06	H	L	70-79	Collins - 15	Duncan - 19
4/4/06	H	L	86-95	Boozer - 27	Ginobili - 26
4/17/06	A	L	82-115	Williams - 18	Ginobili - 18
11/29/06	H	W	83-75	Boozer - 23	Duncan - 21
12/28/06	A	L	83-106	Grick/Williams - 11	Parker - 22
1/31/07	H	W	97-93	Okur - 31	Parker - 27
3/30/07	A	L	93-102	Williams - 23	Ginobili - 25
12/7/07	A	L	98-104	Boozer/Williams - 28	Ginobili - 37
1/28/08	H	W	97-91	Boozer/Kienlenko - 23	Ginobili - 29
4/4/08	H	W	90-64	Okur - 17	Parker - 17
4/16/08	A	L	80-109	Miles - 12	Parker - 24
11/21/08	A	L	94-119	Bower - 17	Mason - 29
1/27/09	H	L	100-106	Bower - 23	Duncan/Parker - 24
4/10/09	A	L	99-105	Williams - 25	Parker - 31
11/5/09	H	W	113-99	Boozer/Williams - 27	Parker - 21
11/19/09	A	W	90-83	Williams - 21	Duncan - 21
12/7/09	H	W	104-101	Boozer - 27	Bonner - 28
1/20/10	A	W	105-98	Boozer - 31	Ginobili - 22
11/19/10	H	L	82-94	Williams - 24	Parker - 24
1/26/11	H	L	105-112	Williams - 30	Ginobili - 26
4/9/11	A	L	102-111	Jefferson - 23	Jefferson - 20
12/31/11	A	L	89-104	Jefferson - 21	Ginobili - 23
2/20/12	H	L	102-106	Jefferson - 20	Parker - 23
4/8/12	A	L	104-114	Jefferson - 19	Parker - 28
4/9/12	H	W	91-84	Harris - 25	Neal/Spitzer - 14
11/13/12	A	L	100-110	Mo Williams - 29	Parker - 24
12/12/12	H	W	99-96	Williams - 24	Duncan/Parker - 22
3/22/13	A	L (OT)	97-104	Mo Williams - 23	Parker - 22
11/15/13	H	L	82-91	Favors - 20	Parker - 22
12/14/13	H	L	84-100	Burke - 20	Duncan - 22
1/15/14	A	L	105-109	Parker - 25	Parker - 25
3/16/14	A	L	104-122	Favors - 28	Ginobili - 21
12/9/14	H	W	100-96	Favors - 21	T. Duncan - 23
1/18/15	A	L	69-89	Gorbet - 13	T. Spitzer - 14
2/23/15	H	W	90-81	Burke - 23	T. Duncan - 14

OPPONENTS

*Alternate Site Home Games:

Jazz
Las Vegas, NV (12/9/83)

Spurs
none



50 Bay Street, Suite 500
Toronto, Ontario, Canada
M5J 2L2

(416) 815-5600
www.raptors.com

2015-16 SCHEDULE

Wed, Nov. 18 TORONTO 7 p.m. MT (ROOT)
Wed, March 2 @ Toronto 5:30 p.m. MT (ROOT)

2014-15 RESULTS (0-2)

11/15/14 @ Toronto L 93-111
12/3/14 TORONTO L 104-123

JAZZ VS. RAPTORS ALL-TIME

All-Time	Total	Home	Road
Jazz Record:	25-12	13-6	12-6
As New Orleans Jazz ('74-'79):	n/a	n/a	n/a
As Utah Jazz ('79-pres.):	25-12	13-6	12-6
At Vivint Smart Home Arena ('91-pres.):	13-6		
At Air Canada Centre ('99-pres.):	10-5		
In Overtime:	2-1	1-1	1-0

DIRECTORY

Chairman of the Board & NBA Governor
..... Lawrence M. Tanenbaum, O.C.
President & General Manager, Alternate NBA Governor Masai Ujiri
Head Coach Dwane Casey (7th NBA season, 207-227, 477)
..... (5th w/ Toronto, 154-158, 494)
Assistant Coaches Rex Kalamian, Andy Greer,
..... Nick Nurse, Jerry Stackhouse
Assistant Coach/Player Development Jama Mahlelela
Assistant Coach/Director of Sports Science Alex McKechnie
Strength & Conditioning Coach Jon Lee
Head Athletic Trainer Scott McCullough
Director of Media Relations Jim LaBumbard
Media Relations Manager Roven Yau
Media Relations Coordinator Phil Summers

GENERAL INFORMATION

Home Court Air Canada Centre (19,800), opened in 1999
Team Colors Red, Silver, Black
Radio Sportsnet 590 (590 AM),
..... TSN Radio 1050 (AM 1050): Paul Jones, Eric Smith
..... Sherman Hamilton
Television TSN, Sportsnet: Matt Devlin, Leo Rautins, Jack Armstrong

BACKGROUND

Founded 1995
NBA Titles None
2014-15 Record49-33 (.598), Atlantic Division Champions
2015 Playoffs 0-4, Lost to Washington (0-4) in First Round

JAZZ VS. RAPTORS SERIES RECORDS

	Streak	Last Jazz Win	Last Jazz Loss
Overall:	Lost 4	12/7/12 @ Utah (131-99)	12/3/14 @ Utah (104-123)
Home:	Lost 2	12/7/12 (131-99)	12/3/14 (104-123)
Road:	Lost 2	11/12/12 (140-133 30T)	11/15/14 (93-111)

	Biggest Jazz Win	Biggest Jazz Loss
Home:	32 (131-99), 12/7/12	21 (96-117), 11/10/01
Road:	26 (113-87), 3/24/10	24 (91-115), 11/9/13

	Jazz	Raptors
Longest Series Win Streak:	12 (11/11/05-3/9/11)	4 (11/9/13-present)
Most Points Scored:	140, @ Toronto (30T), 11/12/12	133, @ Toronto (30T), 11/12/12
Fewest Points Scored:	79, @ Utah, 2/3/14	78, @ Toronto, 11/17/02
High Scorer:	35, Carlos Boozer @ Utah, 11/20/06	43, Vince Carter @ Utah, 11/10/01
High Rebounder:	19, Carlos Boozer @ Toronto, 1/19/07	17, Chris Bosh @ Utah, 11/18/09
High Assists:	16, Deron Williams @ Toronto, 3/24/10	17, Jose Calderon @ Toronto (30T), 11/12/12
Alternate Site Home Games:	none	none

JAZZ VS. RAPTORS ALL-TIME IN PLAYOFFS

Have Never Met

TORONTO RAPTORS

DATE	H/A	W/L	SCORE	UTA HIGH SCORER	TOR HIGH SCORER
11/13/95	A	W	103-100	Stockton - 29	Anderson/Robertson - 22
2/22/96	H	W	102-86	Malone - 26	Stoudamire - 23
1/9/97	A	L	96-110	Malone - 24	Stoudamire - 27
2/27/97	H	W	118-114	Malone - 32	W. Williams - 32
12/3/97	H	W	115-98	Malone - 23	Stoudamire - 25
3/3/98	A	W	108-93	Anderson - 26	Billups - 26
<i>Did Not Play in 1998-99 (lockout-shortened season)</i>					
11/26/99	H	L	87-100	Malone - 23	Carter - 18
12/12/99	A	W	103-88	Malone - 28	Carter/Willis - 16
12/5/00	H	W	98-84	Malone - 31	Willis - 20
12/19/00	A	L	95-103	Marshall - 24	Carter - 33
11/10/01	H	L	96-117	Marshall - 26	Carter - 43
2/15/02	A	W	94-85	Malone/Stockton - 23	A. Williams - 26
11/17/02	A	W	82-78	Harpring - 23	A. Williams - 29
12/30/02	H	W	107-85	Malone - 24	Lenard/Peterson - 18
12/26/03	H	W (OT)	97-94	Bell - 19	Carter - 30
3/17/04	A	L	81-85	Gricek - 25	Carter - 24
11/10/04	H	L	95-104	Bell - 20	Bosh - 20
12/22/04	A	L	86-98	Boozer - 29	Marshall - 22
11/11/05	A	W	99-94	Okur - 29	Bosh - 19
1/17/06	H	W	111-98	Okur - 29	Bosh - 27
11/20/06	H	W	101-96	Boozer - 35	Bosh - 17
1/19/07	A	W	102-94	Okur - 27	Bosh - 29
11/14/07	A	W	92-88	Boozer - 23	Parker - 19
3/17/08	H	W	96-79	Williams - 21	Calderon - 16
12/5/08	H	W	114-87	Okur - 21	Bosh - 18
3/8/09	A	W	109-101	Williams - 25	Bosh - 30
11/18/09	H	W	104-91	Boozer - 22	Bosh - 32
3/24/10	A	W	113-87	Boozer/Williams - 18	Bosh - 20
11/3/10	H	W	125-108	Jefferson - 27	Bargnani - 26
3/9/11	A	W	96-94	Jefferson - 34	DeRozan - 17
1/25/12	H	L (2OT)	106-111	Millsap - 31	Bargnani/Kleiza - 25
11/12/12	A	W (3OT)	140-133	Millsap - 34	DeRozan - 37
12/7/12	H	W	131-99	Millsap - 20	Bargnani - 20
11/9/13	A	L	91-115	Hayward - 24	Hansbrough - 23
2/3/14	H	L	79-94	Williams - 23	D. DeRozan - 23
11/15/14	A	L	93-111	Favors/Kanter - 18	D.DeRozan - 27
12/3/14	H	L	104-123	Favors/Kanter - 19	K. Lowry - 39

OPPONENTS

*Alternate Site Home Games:

Jazz
none

Raptors
none



601 F Street, NW
Washington, D.C. 20004

(202) 661-5000
www.washingtonwizards.com

2015-16 SCHEDULE

Sat, Jan. 23 @ Washington 4:30 p.m. MT (ROOT)
Fri, March 11 WASHINGTON 7 p.m. MT (ROOT)

2014-15 RESULTS (0-2)

12/12/14 @ Washington L 84-93
3/8/15 WASHINGTON L 84-88

JAZZ VS. WIZARDS/BULLETS ALL-TIME

All-Time	Total	Home	Road
Jazz Record:	49-47	28-20	21-27
As New Orleans Jazz ('74-79):	6-20	5-8	1-12
As Utah Jazz ('79-pres.):	43-27	23-12	20-15
vs. Washington Bullets ('74-97):	29-33	16-15	13-18
vs. Washington Wizards ('97-pres.):	20-14	12-5	8-9
At Vivint Smart Home Arena ('91-pres.):	18-5		
At Verizon Center ('97-pres.):	8-9		
In Overtime:	2-2	1-1	1-1

DIRECTORY

Majority Owner..... Ted Leonsis
President..... Emie Grunfeld
Senior Vice President of Basketball Operations..... Tommy Sheppard
Head Coach..... Randy Wittman (10th NBA season, 237-365, .394)
..... (5th Season w/ Washington, 137-158, .464)
Assistant Coaches..... Don Newman, Don Zierden,
..... Roy Rogers, Pat Sullivan, Howard Easley
Assistant Coach/Player Development..... David Adkins
Vice President of Player Personnel..... Marc Eversley
Director, Player Performance/Strength & Conditioning..... Navin Hettiarachchi
Head Athletic Trainer..... Eric Waters
Senior Director, Communications..... Scott Hall
Director, Communications..... Patrick Rees
Director, Corporate Communications..... Ketsia Colimon
Manager, Communications..... Daren Jenkins

GENERAL INFORMATION

Home Court..... Verizon Center (20,356), opened in 1997
Team Colors..... Red, Blue and White
Radio..... WNEW (99.1 FM)/WFED (1500 AM):
..... Dave Johnson, Glenn Consor
Television..... Comcast SportsNet: Steve Buckhantz,
..... Phil Chenier, Chris Miller

BACKGROUND

Founded..... 1961-62, Chicago Packers; 1962-63, Chicago Zephyrs;
..... 1963-64, Baltimore Bullets; 1973-74, Capital Bullets;
..... 1975-76, Washington Bullets; 1997-98, Washington Wizards
NBA Titles..... One (1977-78)
2014-15 Record..... 46-36 (.561), 2nd in Southeast Division
2015 Playoffs..... 6-4, Lost to Atlanta (2-4) in Conf. Semifinals

JAZZ VS. WIZARDS/ BULLETS SERIES RECORDS

	Streak	Last Jazz Win	Last Jazz Loss
Overall	Lost 3	1/25/14 @ Utah (104-101)	3/18/15 @ Utah (84-88)
Home	Lost 1	1/25/14 (104-101)	3/18/15 (84-88)
Road	Lost 2	11/17/12 (83-76)	12/14/14 (84-93)

	Biggest Jazz Win
Home:	42 (129-87), 3/31/08
Road:	21 (101-80), 12/14/99

	Biggest Jazz Loss
	19 (2), last (93-112), 3/3/81
	23 (3), last (98-121), 3/22/83

	Jazz
Longest Series Win Streak:	10 (11/24/87-12/4/91)
Most Points Scored:	135, @ Utah, 12/3/90
Fewest Points Scored:	83, @ Washington, 11/17/12
High Scorer:	50, Pete Maravich @ New Orleans, 12/26/76
High Rebounder:	24, Truck Robinson @ New Orleans, 11/6/77
High Assists:	20, John Stockton @ Utah, 12/7/88

	Wizards/Bullets
	13 (3/5/77-3/3/81)
	130, @ Washington, 2/18/78
	74, @ Utah, 12/4/91
	51, Gilbert Arenas @ Washington, 1/15/07
	30, Wes Unseld @ Washington, 4/6/75
	15, Kevin Porter @ Washington, 10/19/74
	John Lucas @ Utah, 3/6/82
	John Wall @ Washington, 1/17/11

JAZZ VS. WIZARDS/BULLETS ALL-TIME IN PLAYOFFS

Have Never Met

WASHINGTON WIZARDS

DATE	H/A	W/L	SCORE	UTA HIGH SCORER	WAS HIGH SCORER	DATE	H/A	W/L	SCORE	UTA HIGH SCORER	WAS HIGH SCORER
10/19/74	A	L	92-110	Stallworth - 19	Hayes - 35	11/16/91	A	W	107-98	J. Malone - 28	Adams - 27
11/15/74	H	L	95-104	Maravich - 20	Hayes - 34	12/4/91	H	W	101-74	J. Malone - 22	Ha. Grant - 22
12/18/74	A	L	90-113	Barnett - 16	Haskins/Riordan - 16	11/21/92	A	L	109-126	Benoit/K. Malone - 22	Gugliotta - 39
1/31/75	H	L	101-106	Nelson - 24	Hayes - 31	12/10/92	H	W	112-96	K. Malone - 33	Chapman - 32
3/21/75	H	L	109-122	Nelson - 26	Hayes - 28	12/8/93	H	W	113-91	K. Malone - 27	Elison - 17
4/1/75	H	L	101-110	Maravich - 19	Hayes - 33	12/18/93	A	W	102-96	K. Malone - 27	MacLean - 29
4/6/75	A	L	103-119	James - 34	Hayes - 23	12/15/94	A	W	95-85	Homack - 22	Webber - 21
12/11/75	A	L	109-117	Behagen - 26	Chenier - 22	3/27/95	H	W	128-102	Malone - 23	Overton/Webber - 20
12/17/75	H	W	105-88	Bibby - 21	Hayes - 21	2/28/96	H	W	115-93	Malone - 26	Muresan - 20
1/22/76	A	L	86-109	Kelley - 20	Chenier - 20	3/16/96	A	L (OT)	115-120	Malone - 32	Muresan - 28
2/25/76	H	W	105-104	Maravich - 39	Bing - 29	2/3/97	H	W	111-89	Malone - 24	Muresan - 18
2/26/76	A	L	108-118	Maravich - 32	Chenier - 26	3/15/97	A	W	100-93	Malone - 32	Strickland - 27
3/26/76	H	W (OT)	131-126	Maravich - 29	Chenier - 44	11/3/97	H	L	86-90	Malone - 21	Webber - 26
4/4/76	A	W (OT)	129-125	Maravich - 39	Weatherston - 31	12/15/97	A	L	86-88	Malone - 26	Howard - 21
10/29/76	H	W	111-93	Maravich - 25	Hayes - 23	3/18/99	A	W	95-87	Malone - 24	Strickland - 21
11/10/76	A	L	103-116	Maravich - 23	Hayes - 30	12/6/99	H	W	102-96	Malone - 32	Richmond - 25
12/26/76	H	W	109-100	Maravich - 50	Hayes - 30	12/14/99	A	W	101-80	Malone - 34	Strickland - 18
3/5/77	A	L	105-117	McElroy - 32	Chenier - 30	3/4/01	A	W	118-98	Malone - 20	Richmond - 22
11/6/77	H	L	97-108	Maravich - 26	Dandridge/Hayes - 21	3/24/01	H	W	119-93	Vaughn - 18	Hamilton - 20
12/9/77	A	L	97-101	Robinson - 28	Henderson - 22	11/16/01	A	W	101-92	Malone - 30	Jordan - 44
2/19/78	A	L	111-130	Goodrich - 32	Hayes - 31	3/21/02	H	W	94-79	Malone - 23	Hamilton - 14
3/22/78	H	L	109-124	Watts - 26	Gevey - 30	11/14/02	A	L	102-105	Malone - 26	Stackhouse - 25
10/13/78	A	L	101-117	Kelley - 22	3 players - 18	12/14/03	H	W	109-77	Malone - 23	Hughes - 14
12/1/78	H	L	115-117	Maravich - 37	Dandridge - 27	12/16/03	A	L	87-91	Kirilenko - 17	Hughes - 38
1/17/79	A	L	102-112	Maravich - 25	Hayes - 33	3/23/04	H	W	85-77	Bel/Kirilenko - 19	Hughes - 23
3/20/79	H	L	107-126	Kelley - 22	Hayes - 32	3/19/05	A	L	95-96	Kirilenko - 28	Arenas - 22
11/17/79	A	L	103-111	Dantley - 42	Hayes - 24	3/24/05	H	L	84-85	Harpring - 18	Arenas - 29
1/5/80	H	L	107-108	Furrow - 37	Wright - 25	1/9/06	A	W	97-89	Okur - 19	Jamison - 30
1/20/81	A	L	113-121	Dantley - 39	Gevey - 30	3/23/06	H	L	97-109	Boozer - 30	Arenas - 31
3/3/81	H	L	93-112	Dantley - 21	Ballard - 26	1/15/07	A	L	111-114	Okur - 38	Arenas - 51
2/23/82	A	W	113-106	Dantley - 39	Johnson - 27	3/26/07	H	W	103-97	Boozer - 41	Arenas - 32
3/6/82	H	L	113-127	Dantley - 27	Gevey - 26	2/1/08	A	W	96-87	Okur - 27	Jamison - 31
2/22/83	H	L	98-99	Drew - 26	Ruland - 31	3/31/08	H	W	129-87	Miles - 29	Jamison - 22
3/22/83	A	L	98-121	Drew - 20	Ruland - 25	11/12/08	A	L	87-95	Boozer - 20	Butler - 27
11/19/83	A	L	113-126	Dantley/Griffith - 18	Ruland - 29	3/17/09	H	W	103-88	Kover - 15	Dixon/Young - 14
1/14/84	H	W	121-96	Dantley - 44	Ruland - 17	3/15/10	H	W	112-89	Boozer - 23	Blatche - 24
12/11/84	A	W	85-82	Dentley - 32	Ballard - 23	3/27/10	A	W	103-87	Boozer/Okur - 22	Blatche - 20
1/16/85	H	L	101-103	Dantley - 22	Williams - 31	1/17/11	A	L	101-108	Williams - 28	Young - 25
12/17/85	A	W	106-98	Dantley - 30	McMillen - 18	3/28/11	H	L (OT)	95-100	Miles - 17	Wall - 28
1/9/86	H	L	89-95	Dantley - 32	J. Malone - 32	2/17/12	H	W	114-100	Jefferson - 34	Wall - 24
12/16/86	A	W	109-106	Griffith - 27	M. Malone - 38	11/17/12	A	W	83-76	Jefferson - 21	Crawford - 20
2/20/87	H	L	113-118	Malone - 36	M. Malone - 35	1/23/13	H	W	92-88	Millsap - 16	Webster - 15
11/24/87	H	W	100-83	Malone - 22	M. Malone - 17	1/25/14	H	W	104-101	Kanter - 24	Ariza - 23
3/11/88	A	W	109-107	Malone - 34	J. Malone - 31	3/5/14	A	L	91-104	Burks - 19	Ariza - 26
12/7/88	H	W	111-94	Malone - 34	B. King - 23	12/14/14	A	L	84-93	Burks - 19	B. Deal - 22
12/21/88	A	W	98-92	Malone - 34	Eckles - 15	3/18/15	H	L	84-88	Hayward - 26	J. Wall - 24
11/13/89	H	W	106-93	Malone - 33	Eckles - 24						
12/2/89	A	W	100-98	Malone - 28	J. Malone - 31						
12/3/90	H	W	135-101	K. Malone - 38	King - 24						
3/6/91	A	W	104-93	Stockton - 27	King - 50						

OPPONENTS

*Alternate Site Home Games:

Jazz
none

Wizards
none

JAZZ

188



TEAM INFO



JAZZ IN THE COMMUNITY

The Utah Jazz have a strong tradition of giving back to local communities. The team implements a variety of outreach events and programs in partnership with its community and corporate partners in an effort to make a difference in the lives of those in need.

THANKSGIVING DINNER

Every November, the Jazz and Larry H. Miller Sports & Entertainment employees host the "We Care - We Share" Thanksgiving dinner at Vivint Smart Home Arena. The 16th annual event, with the help from All-Star Catering, Salt Lake City Mission and Utah Food Services, provided 3,800 meals for people in need.

CHRISTMAS HOSPITAL VISITS

A Jazz tradition for more than 25 years, each December Jazz players, coaches, America First Jazz Dancers and Jazz Bear visit local hospitals to brighten the holidays for patients and their families. Last season, the team visited Primary Children's Medical Center and Shriners Hospitals for Children - Salt Lake City and distributed more than 300 autographed mini-basketballs.

BE A TEAM PLAYER - READ!

For the past 17 years, the Jazz have challenged local schools and their students to develop a love of reading through "Be A Team Player - Read!" This program challenges the students to read outside of school and record the minutes read during the one-month contest. The 10 schools that log the most out-of-school minutes read per student receive an assembly with a Utah Jazz player and an ice cream party for the entire student body. Last season, more than 23,590 students from 46 elementary schools participated in the contest and read a combined total of 13 million minutes.

LEAPIN' LEANERS & LOW TOPS

Leapin' Leanners & Low Tops, an annual Jazz fundraising event, makes a statement in both fashion and purpose, while supporting Larry H. Miller Charities. Held on the floor at Vivint Smart Home Arena, this unique event gives fans the opportunity to interact with Jazz players and coaches in a variety of engaging activities, including basketball shooting contests, ping-pong, and arcade games. Silent and live auctions are held for fans to bid on an array of sports memorabilia and exclusive experiences. Larry H. Miller Charities, which benefits women and children with an emphasis on health and education issues, has helped hundreds of charitable organizations including Make-A-Wish Utah, Ronald McDonald House, Boys & Girls Clubs, Prevent Child Abuse Utah and many others.

COMMUNITY BASKETBALL COURTS

The Utah Jazz and Larry H. Miller Charities continue to collaborate with local cities on the construction of public outdoor basketball courts in Utah. This season, the Jazz will open new courts in West Jordan and Ogden. To date, nine courts have been built along the Wasatch Front.

MARTIN LUTHER KING JR. DAY SCHOLARSHIP

Each January, the Utah Jazz and Larry H. Miller Charities awards the Larry H. Miller Youth Scholarship to an outstanding local student. The scholarship is presented as part of the annual Dr. Martin Luther King Jr. Memorial Luncheon hosted by the NAACP Salt Lake Branch.

NEWSPAPERS IN EDUCATION

The Utah Jazz collaborates with the Deseret News to produce an annual educational special section that addresses topics relevant to youth. Teachers can request copies of the supplement for use in the classroom. Last season, more than 400,000 copies were distributed to teachers and newspaper subscribers.

WHEELIN' JAZZ

The Utah Jazz supports the Wheelin' Jazz, a Utah-based team that belongs to the National Wheelchair Basketball Association (NWBA). The wheelchair team has participated in halftime demonstrations that highlight the sport.

TICKET DONATIONS

The Utah Jazz Player Ticket Donation program offers non-profit organizations, schools, and community groups the opportunity to enjoy a Jazz game, free of charge. In addition to the player donations, Jazz President Randy Rigby and Jazz General Manager Dennis Lindsey each purchase blocks of Jazz tickets to be donated to the community. Since 2006, more than 42,500 tickets have been distributed to the community.

BOY SCOUTS OF AMERICA

For many years, the team has supported Boy Scouts of America by honoring scouts who generate the largest number of ticket sales to Scout O' Rama, an annual fundraising event. Top sellers from neighboring districts receive tickets to a Jazz game, where they are publicly recognized.

GOING GREEN

In collaboration with the NBA and presenting sponsor Washakie Renewable Energy, the Jazz work closely with its partners to become a more environmentally responsible organization and to help raise awareness about the importance of environmental protection. Last season, the Jazz Green Team Tour made stops throughout Utah utilizing the Jazz Green Machine, a biodiesel fueled truck that brought fun, interactive and educational activities to thousands of Utah residents.

BEAR HUGS FOR KIDS

The annual Bear Hugs for Kids Christmas shopping event is part of a series of community activities hosted by the Utah Jazz Bear to benefit children in need. The event gives pre-selected youth the opportunity to purchase items for themselves and their families. Last December marked the 15th annual Bear Hugs for Kids event and 1,000 underprivileged youth from Salt Lake City, Lehi and Price received holiday gifts through this program.

JUNIOR JAZZ YOUTH BASKETBALL

Junior Jazz is the largest and longest-running youth basketball league in the NBA. The program emphasizes the development of fundamental basketball skills, teamwork, sportsmanship and fun, and includes more than 50,000 players in seven states. Jazz players participate in Junior Jazz clinics where they speak to youth and conduct basketball clinics. The 2015 Junior Jazz road trip marked the 31st consecutive summer caravan, which featured Jazz guard Elijah Millsap and Jazz broadcaster and 12-year NBA veteran Thurl Bailey running hour-long basketball clinics for kids in participating Junior Jazz towns across Utah, Nevada, Wyoming and Idaho. The three-week, 40-city event reached more than 2,000 boys and girls and covered more than 4,000 miles.

CHARITABLE AUCTIONS

The Jazz host silent auctions at designated home games throughout the season to generate funds for charity. Fans bid on unique, autographed memorabilia, with proceeds benefiting local charitable groups via Larry H. Miller Charities. Since 1995, Larry H. Miller Charities has granted more than \$4.4 million to nonprofit organizations in Utah.

JAZZ COMMITMENT TO SERVICE

“Commitment to Service” is a unique collaboration between the NBA and Department of Defense. This past season, in honor of Veterans Day, Jazz players and front office personnel joined military personnel from Hill Air Force Base, the U.S. Navy, Utah National Guard and U.S. Marine Corps to participate in a variety of refurbishment projects at the George E. Whalen Department of Veterans Affairs Medical Center in Salt Lake City. Out-reach activities included cleaning at the Fisher House, revitalizing the medical center’s front entrance and courtyard, and player visits with veterans at the facility.

JAZZ FIT

Developed in conjunction with NBA FIT, the Jazz Fit program highlights the importance of health and wellness through a variety of clinics and community outreach activities throughout the year. Each January, Jazz Fit ramps up its efforts in conjunction with the league-wide NBA FIT Live Healthy Week, which encourages fans to be active, eat healthy and play together. Last season, the Jazz -- led by players, coaches, dancers, and the stunt team -- tipped off a series of 10 Jazz Fit clinics at local schools and donated a total of 100 basketballs to the participating schools.

DAY OF SERVICE

Since 2010 the Utah Jazz organization has participated in the Larry H. Miller Day of Service, an annual event that honors company founder, the late Larry H. Miller, on his birthday (April 26). Jazz staff join other Larry H. Miller Group employees in a day of hands-on service to give back to the communities where they live and work.

PASS IT ALONG

The Utah Jazz and Mountain America Credit Union again partnered together for “Pass It Along,” a fan nomination program that awards a total of \$25,000 to five local charitable organizations each season. The program gives Jazz fans the opportunity to help select the winning organizations nominating the local charitable organization that they feel goes above and beyond to give back to the community.





Based in 46 states, the Larry H. Miller Group of Companies encompasses more than 80 businesses and properties that primarily fall within seven categories: automotive retail, automotive insurance, finance, real estate, retail, movie theaters and professional sports. The company employs nearly 10,000 individuals.

Larry H. Miller Charities (LHM Charities) is a nonprofit organization that functions as a charitable arm of these many companies. A board of 12 trustees regularly meets to review proposals and requests. Funding is granted to qualified 501(c)(3) nonprofit groups that assist those who live in the communities where Miller companies conduct business. Donations are directed toward programs that benefit women and children in the areas of health and education.

Funding for LHM Charities is generated through personal donations from Larry H. Miller Group employees, matching funds contributed by the Miller family, monthly support

from Miller companies, and donations from the general public. Several fundraising events are held each year, including Leapin' Leanners & Low Tops, a popular charitable gala hosted by the Utah Jazz in which players and coaches take an active part.

Since its inception in 1995, Larry H. Miller Charities has assisted a multitude of organizations and worthy causes. This past year, donations were given to groups such as: Boys & Girls Clubs, Make-A-Wish, Prevent Child Abuse, House of Hope, Operation Warm, YWCA, The Salvation Army, Family Connection Center, MDA, Habitat for Humanity, Mountainlands Community Health Center and many schools.

LHM Charities has collaborated with the Utah Jazz and NBA on many community projects, including the construction of numerous outdoor basketball courts in public parks along the Wasatch Front.

UTAH JAZZ BEAR

Now in his 22nd season, Bear, the loveable and playful mascot of the Utah Jazz, has entertained millions of fans at more than 800 Jazz home games since his introduction on November 4, 1994. Although he is known for his on-court antics at Jazz games like sledding down the stairs at the Vivint Smart Home Arena, rappelling from the arena rafters, teasing referees, high-fiving fans, shooting silly string and giving hugs to children, it's his many hours of service to the community that makes Bear the incredible mascot he is. His attitude and energy bring laughter to everyone.

In addition to Jazz games, he has enriched Utah by donating time to schools, community centers and hospitals. Each year, Bear entertains and instructs grade school students through assemblies such as "Fun to be Fit" and "Read to Achieve," which strive to teach students how to make informed and intelligent life choices. For the past 21 years, Bear has appeared at numerous events for organizations like Big Brothers Big Sisters, Special Olympics, D.A.R.E. (Drug Abuse Resistance Education), Toys for Tots, Race for the Cure, Utah Food Bank and Happy Factory. Bear also hosts his annual "Bear Hugs for Kids" program each year, taking hundreds of underprivileged youth on a shopping spree to purchase Christmas presents for themselves and their families.



A member of the Mascot Hall of Fame and honored by three different Utah governors, Bear has received dozens of service awards for his charitable work and contributions. On October 10, 2013, Utah State Governor Gary Herbert declared the day as "Jazz Bear Day" in recognition of his 20th season as the Jazz mascot and his countless hours of community and public service and his standing as an important citizen of Utah. Bear received similar recognition from then-Governor Olene Walker for his 10th birthday on June 9, 2004. Bear was again honored when then-Governor Jon Huntsman Jr. declared August, 10, 2006, "Jazz Bear Day" and announced Bear's selection to the national Mascot Hall of Fame. Bear's induction into the second class of the Mascot Hall of Fame was on August 15, 2006 in Philadelphia. The highest honor bestowed upon mascots, the mission of the Hall of Fame is to recognize great mascot performers, performance and programs that have inspired tradition and positively affected communities.

Bear has also received the NBA Mascot Leadership Award on multiple occasions, and was selected by his peers as the NBA Mascot of the Year in 2006 and 2008.



Front Row (L-R): Kami, Whitney, Krissy, Whitney, Bri, Lauren
 Middle Row (L-R): Alex, Bret, Alexia, Katy, Kait, Safari, Alyssa
 Back Row (L-R): Rachael, Melody, Ciara, Lexie, Erica, Kendal, Samee

The America First Jazz Dancers are the professional dance team of the Utah Jazz. The dance team has been in existence since the beginning of the 1992-93 season under the direction of Jan Whittaker. The 2015-16 team is made up of 20 dancers who rotate to provide 16 dancers at each Utah Jazz home game.

The America First Jazz Dancers add an exciting entertainment element to Utah Jazz basketball. The team performs a minimum of two times per game, and this season will debut thematic performances. Their dance style is athletic and energetic. They perform a variety of jazz, funk and character-type dance routines. Annual open auditions are conducted each summer, and the team holds four-hour practices two times per week.

"America First Credit Union is a homegrown Utah company that prides itself on member services and excellence in the community," said Utah Jazz President Randy Rigby. "Those attributes spoke volumes in establishing a sponsor affiliation with our franchise. We are proud that our professional dance troupe is known as the America First Jazz Dancers."

In addition to performing at Jazz home games, the America First Jazz dancers make community and charity appearances, including school assemblies, hospital visits and fundraising events. The group has a wealth of dancing experience and a wide-variety of career goals and interests. Video introductions to the America First Jazz Dancers are available at www.utahjazz.com/dancers.



Vivint Smart Home Arena is located just west of downtown Salt Lake City, approximately three minutes from team hotels and about 15 minutes from the Salt Lake International Airport. Situated at 301 West South Temple, just two blocks from the Salt Palace Convention Center, Vivint Smart Home Arena is within walking distance from downtown restaurants and Temple Square, and adjacent to The Gateway, an outdoor shopping and dining area. Originally opened as the Delta Center on October 7, 1991, the building was known as EnergySolutions Arena from Nov. 20, 2006 until being renamed Vivint Smart Home Arena as part of a 10-year agreement announced on Oct. 26, 2015.

The arena opened on October 4, 1991 and holds 19,911 for basketball and up to 19,688 for concerts. Construction began on June 11, 1990 and was completed in record-time—15 months and 24 days

later, at a cost of \$66 million. Vivint Smart Home Arena boasts 50 luxury suites, an All-Star Suite and an Executives Club, three sky suites and numerous hospitality and multipurpose rooms.

The building has played host to the 1993 NBA All-Star Weekend, two NBA Finals, the 1999 U.S. Figuring Skating Championships, as well as figure skating and short track speed skating in the 2002 Olympic Winter Olympics. The arena has featured some of the biggest names in the music world, with the three largest concert draws in the arena's history multiple night sellouts for Garth Brooks, U2 and the Rolling Stones. Family-friendly events such as Ringling Bros. & Barnum & Bailey Circus, Disney on Ice and the Days of '47 Rodeo also make annual appearances. Over 1.8 million guests enjoy entertainment at Vivint Smart Home Arena each year.

ARENA FIRSTS


Construction Began	June 11, 1990
Construction Ended	October 4, 1991
Arena Dedicated	October 9, 1991
First Ticketed Event	October 16, 1991 - Utah Golden Eagles vs. Peoria Rivermen (International Hockey League)
First Concert.....	October 24, 1991 - Oingo Boingo
First Jazz Game	October 23, 1991 vs. New York preseason (L, 95-101)
First Regular Season Jazz Game	November 7, 1991 vs. Seattle (L, 95-103)
First Regular Season Jazz Win	November 9, 1991 vs. L.A. Clippers (W, 101-84)
Renamed EnergySolutions Arena	November 20, 2006
First Jazz Game as EnergySolutions Arena	November 20, 2006 vs. Toronto (W, 101-96)
Renamed Vivint Smart Home Arena.....	October 27, 2015
First Jazz Game as Vivint Smart Home Arena.....	November 4, 2015 vs. Portland

PROJECT FACTS

Architect	FFKR Architecture-Planning-Interior Design
Arena General Contractor	Ohbayashi Corporation/Sahara Corporation
Financing.....	Sumitomo Trust and Banking Co., Ltd.
Development Grant	Redevelopment Agency of Salt Lake City
Developer	Larry H. and Gail Miller
Size.....	Main Building - 345 x 387' 743,000 square feet 20.6 million cubic feet 136 feet tall (floor to ceiling) Site - 10 acres Arena Footprint - 3.79 acres
Materials Used.....	100,000 cubic yards of concrete 500,000 concrete blocks 21,000 square yards of carpet 80,300 square feet of glass 7.6 million pounds of rebar 3.0 million pounds of structural steel

LARRY H. MILLER COURT

The Utah Jazz basketball court at Vivint Smart Home Arena was dedicated as Larry H. Miller Court on April 14, 2010.



NEW VIDEO DISPLAY SYSTEM

A new center court high definition video display system (seven times larger than its predecessor), including upper deck corner boards with video and statistics, audio system improvements, and other digital enhancements was installed in the arena prior to the 2013-14 season.

Utah-based Young Electric Sign Company (YESCO), manufactured and installed the custom-designed and integrated system, whose primary component weighs about 55,000 pounds. Anthony James Partners served as consultants in the design and procurement of the system.

A new rectangular-shaped, center-hung scoreboard with twin 1080p HD screens is 42-feet-long and 24-feet-high and runs along the length of the court. The 720p HD end screens facing each baseline measure 26-feet-long and 17-feet-high for 2,900 total square feet. By comparison, the previous standard-definition 10 x 10 foot boards, installed in 2001, totaled 400 square feet.

Another prominent feature of the video display system is the installation of four auxiliary video boards in the corners of the Vivint Smart Home Arena upper bowl, measuring 37-feet-long and 12.5-feet-high with the capability of showing video highlights and in-depth information such as basketball game statistics.

Two LED light rings – one new and another upgrading the existing electronics – now encircle the arena fascia between the upper and lower bowls. An LED space ring encircles the top of the center-hung video unit. Courtside patrons benefit from the inclusion of two screens located on the inside of the primary side screens allowing them to look up, underneath the video board, for an easy sightline to what is being displayed. Digital signage is also featured on the inside

portals of the arena and on the floor behind the basket in padded, portable units. Operational elements of the system are integrated for both unique and all-in-one programming.

An upgraded audio system complements the new video system providing a range of high-quality sound for concerts and shows, improving the clarity of announcements throughout the arena, and further enhancing the patron experience for all entertainment events at Vivint Smart Home Arena.

Advanced-technology features and specifications of the new video display system include:

Center-hung Video Boards: Two, HD primary side screens which are larger than 1080p, 24' x 41.3', 1152 x 1984 pixel matrix; two, HD primary end screens, 16.67' x 26', 800 x 1248 pixel matrix; two, ventral screens, 9.3' x 16.67', 448 x 800 pixel matrix

Space Ring: 10mm, LED one-sided ring above scoreboard, 5' x 327.17', 144 x 9664 pixel matrix

Upper Bowl Auxiliary Boards: Four, 10mm LED corner boards, 12.46' x 36.83', 368 x 1088 pixel matrix

Light Ring: Two, 20mm LED fascia displays, 2.7' x 830', 40 x 11,952 pixel matrix (1), 40 x 12,256 pixel matrix (1)

Vomitory Sign System: Twenty, 10mm LED displays, 1.63' x 10.83', 48 x 320 pixel matrix

Court-level Kickplate LED: Four, 10mm LED displays in padded portable unit on baseline, 1.0' x 22.75', 32 x 672 pixel matrix



A full-service practice facility and training center, Zions Bank Basketball Center is located just minutes from Vivint Smart Home Arena and downtown Salt Lake City at 1414 South 500 West. All Jazz basketball operations and coaching offices are located on site, and the Jazz holds all non-game day practices and workouts at the facility.

FACILITY FACTS/FEATURES

- Opened in March 2003, and underwent a major renovation in the summer of 2013
- Designed by FFKR Architects of Salt Lake City
- Construction coordinated by Sahara Construction of Bountiful, Utah
- Situated in a remodeled tilt-up concrete building on a 17.8-acre site
- Facility consists of two levels with a total area of 50,990 square feet
 - First floor area: 40,111 square feet
 - Second level: 10,879 square feet
- Features two full-size NBA courts (measuring 94 ft. x 50 ft. each)
- Total court area: 22,200 square feet
- Court flooring is state-of-the-art permanent, suspended DIN-certified maple floor system
- Retractable bleacher seating accommodates 338 spectators at court level
- Secure public entrance and lobby with monumental staircase and hydraulic elevator for access to the second level
- Team locker room with 20 custom wardrobe-style lockers, associated showers, restroom and steam room
- Training area with treatment and taping tables, trainer and doctor's offices and massage therapy room
- Hydrotherapy area featuring a 14 ft. x 7 ft. exercise/therapy pool, hot spa, cold plunge, two whirlpools and a shower
- 2,200-square-foot weight-training and cardiovascular workout area utilized for strength-and-conditioning that opens directly to the court area
- Player's lounge with adjacent buffet/dining area, kitchen/catering facility
- 1,600-square-foot boardroom featuring 70 lineal feet of windows overlooking the practice courts
- State-of-the art theater with tiered seating for 58 fixed movie theatre-style seats
- Coaching offices overlooking the practice courts; management offices featuring mountain and city skyline views
- Full laundry, storage, public restrooms and other associated support areas

This image shows a single sheet of white paper with horizontal ruling lines. The lines are evenly spaced and run across the width of the page. There are no margins, text, or other markings on the paper.

This image shows a single sheet of white paper with horizontal ruling lines. The lines are evenly spaced and run across the width of the page. There are no margins, text, or other markings on the paper.

© 2015 Pearson Education, Inc. or its affiliate(s). All rights reserved.

This image shows a single sheet of white paper with horizontal ruling lines. The lines are evenly spaced and run across the width of the page. There are no margins, text, or other markings on the paper.

2015/16 SEATING CHART



SINGLE-GAME TICKETS

Tickets for individual Jazz games at the arena are available online at utahjazz.com, by calling 801-355-SEAT (7328), or in person at either the arena box office or any Smith's Tix outlet.

For season tickets, group tickets or other ticket packages, call 801-355-DUNK (3865).



2015/16 SEASON SCHEDULE

OCTOBER

S	M	T	W	T	F	S
27	28	29	30	1	2	3
LAL 7:00	4	5	LAL 10:00	6	7	8
	11	POR 7:00	12	13	14	15
POR 7:00	18	19	OKC 7:00	20	DEN 7:00	22
	25	26	27	28	30	31
			DET 5:30		PHI 5:00	IND 5:00

NOVEMBER

S	M	T	W	T	F	S
1	2	3	POR 7:00	DEN 7:00	6	MEM 7:00
8	9	CLE 5:00	10	12	MIA 5:30	14
15	16	17	TOR 7:00	18	19	20
22	23	24	25	26	27	28
29	30	1	2	3	4	5
	OKC 7:00	LAC 8:30	NOP 7:00			

DECEMBER

S	M	T	W	T	F	S
29	30	1	2	3	4	5
6	7	SAC 8:00	8	9	10	11
13	14	15	16	17	18	19
20	21	22	23	24	25	26
27	28	29	30	31	1	2
	PHI 7:00	MIN 6:00	POR 7:00			

JANUARY

S	M	T	W	T	F	S
27	28	29	30	31	1	2
3	4	5	6	7	8	9
10	11	12	13	14	15	16
17	18	19	20	21	22	23
24	25	26	27	28	29	30
31	1	2	3	4	5	6
	HOU 7:00	SAS 5:30	HOU 6:00	MIA 7:00		

FEBRUARY

S	M	T	W	T	F	S
31	1	2	3	4	5	6
7	8	9	10	11	12	13
14	15	16	17	18	19	20
21	22	23	24	25	26	27
28	29	1	2	3	4	5
	BOS 5:30					

MARCH

S	M	T	W	T	F	S
28	29	1	2	3	4	5
6	7	8	9	10	11	12
13	14	15	16	17	18	19
20	21	22	23	24	25	26
27	28	29	30	31	1	2
	LAL 7:00	GSW 7:00				

APRIL

S	M	T	W	T	F	S
27	28	29	30	31	1	2
3	4	5	6	7	8	9
10	11	12	13	14	15	16
17	18	19	20	21	22	23
24	25	26	27	28	29	30

- HOME GAMES
- PRESEASON HOME GAMES
- AWAY GAMES
- PRESEASON AWAY GAMES
- HOME OPENER

Game times are Mountain and subject to change.